

2011-12 IOWA HAWKEYE BASKETBALL GAME NOTES



3 Final Fours
8 Big Ten Championships
2 Big Ten Tournament Titles

IOWA HAWKEYE MEN'S BASKETBALL FINAL NOTES 2011-12

18-17 Overall Record
8-10 Big Ten Record (T-7th)
NIT Second Round

Iowa Athletic Communications

S300 Carver-Hawkeye Arena, Iowa City, IA 52242
Phone: 319-335-9411 • Fax: 319-335-9417
hawkeyesports.com • hawkeyebasketball.com

MBB CONTACT: MATTHEW WEITZEL

office: 319-335-6590 • cell: 319-430-8176
email: matthew-weitzel@hawkeyesports.com
Twitter: @BigWeitz

2011-12 Schedule / Results 18-17 Overall, 8-10 Big Ten

Nov. 11	Chicago State	W, 96-53
Nov. 14	North Carolina A&T	W, 95-79
Nov. 17	Northern Illinois	W, 88-55
Nov. 20	vs. Creighton #	L, 59-82
Nov. 23	Campbell	L, 61-77
Nov. 26	IPFW	W, 82-72
Nov. 29	Clemson \$	L, 55-71
Dec. 3	Brown	W, 75-54
Dec. 6	at Northern Iowa	L, 60-80
Dec. 9	at Iowa State +	L, 76-86
Dec. 17	Drake	W, 82-68
Dec. 19	Central Arkansas	W, 105-64
Dec. 22	Boise State	W, 81-72
Dec. 28	Purdue	L, 76-79
Dec. 31	at #11 Wisconsin	W, 72-65
Jan. 4	at Minnesota	W, 64-62
Jan. 7	#6 Ohio State	L, 47-76
Jan. 10	at #10 Michigan State	L, 61-95
Jan. 14	#13 Michigan	W, 75-59
Jan. 17	at Purdue	L, 68-75
Jan. 26	Nebraska	L, 73-79
Jan. 29	at #16 Indiana	L, 89-103
Feb. 1	Minnesota	W, 63-59
Feb. 4	Penn State	W, 77-64
Feb. 9	at Northwestern	L, 64-83
Feb. 16	at Penn State	L, 64-69
Feb. 19	#18 Indiana	W, 78-66
Feb. 23	#15 Wisconsin	W, 67-66
Feb. 26	at Illinois	L, 54-65
Feb. 29	at Nebraska	W, 62-53
March 3	Northwestern	L, 66-70
March 8	vs. Illinois *	W, 64-61
March 9	vs. #8 Michigan State *	L, 75-92
March 13	vs. Dayton ^	W, 84-75
March 18	at Oregon ^	L, 97-108

all times listed are central

-- Dale Howard Classic -- Des Moines, Iowa
\$ -- Big Ten / ACC Challenge
+ -- Iowa Corn Cy-Hawk Series
* -- Big Ten Tournament, Indianapolis, Ind.
^ -- National Invitation Tournament, Iowa City

Pronunciation Guide

Kirk Speraw.....	SPEAR-awe
Melsahn Basabe.....	Bah-SAAB-ee
Andrew Brommer.....	BRAU-mur
Josh Oglesby.....	Oh-gulls-BEE
Gabriel Olaseni.....	Oh-lah-SEHN-ee

MARKED IMPROVEMENT IN YEAR TWO

Fran McCaffery guided Iowa to 18 wins (18-17) in his second season as head coach of the Hawkeyes, with four of the 18 victories coming against top 20 opponents. McCaffery is one of only four Big Ten coaches to record four or more wins over ranked opponents, and the only coach to do so with an unranked team

McCaffery's seven-win improvement following his second season, ties Pops Harrison (1943-44) for the fourth best improvement following his second year as Iowa head coach. Steve Alford (2000-01) and Lute Olsen (1975-76) rank first (+9), while George Raveling (1984-85) is third (+8). Furthermore, the seven-win improvement ranked third-best in the Big Ten in 2012 behind Indiana (+12) and Michigan State (+10).

Iowa improved by four wins in conference play from 2011 (four) to 2012 (eight), its best improvement since 1994-95. Tom Davis' 1994 team won five, while his 1995 squad collected nine victories.

GATENS AND WHITE HONORED BY BIG TEN

Senior Matt Gatens and freshman Aaron White earned postseason all-conference recognition by the Big Ten. Gatens was named to the second team by the media voting panel and was a third team pick by the coaches. He was also named the team's Big Ten Sportsmanship Award honoree. White was named to the coaches' all-Freshman team and earned honorable mention all-league recognition by the media. Gatens became the first Hawkeye since Tony Freeman earned third team honors in 2008 to be named to a first, second or third team. Adam Haluska was a first team selection in 2007.

The all-Big Ten honor was the first of Gatens' career. He was honorable mention in 2010 and was named to the all-Freshman team in 2009. White becomes the fourth Hawkeye to be named to the all-Freshman team the last four years (Gatens in 2009; Eric May in 2010; Melsahn Basabe in 2011; and White in 2012).

Gatens led the team in scoring (15.2), 3-pointers (75), free throws (111); ranked second in steals (48); and third in assists (69). White ranked first in team rebounding (5.7); second in blocks (23); and third in scoring (11.1) and steals (30).

HAWKEYES GROUND FLYERS IN NIT FIRST ROUND

The Iowa Hawkeyes beat Dayton, 84-75, on March 13 in the first round of the NIT on Mediacom Court at Carver-Hawkeye Arena. Iowa, a seventh seed, played at home against the No. 2 Dayton due to the Flyers hosting the NCAA First Four. Iowa played in front of 13,190 fans, which was the highest attended NIT game of 2012.

Freshman Aaron White, and sophomores Zach McCabe and Melsahn Basabe combined to score 60 of Iowa's 84 points. White netted a career-high 25 points to go along with a game-high 11 rebounds for his fourth double-double of the season. McCabe tallied 20 points, bolstered by a perfect 9-of-9 from the field and 1-of-2 from the foul line. Basabe contributed 15 points (6-of-9 from the field and 3-3 from the free throw line) off the bench.

Iowa shot 57 percent from the field (33-of-58) and had assists on 23 of 33 field goals. The Hawkeyes shot 50 percent or better nine times this season (5-4 record in those contests), including two of the last four games (.550 vs. Northwestern on March 3).

Both teams shot the ball extremely well from the free throw line. Iowa made 80 percent (12-of-15), while Dayton drained 78 percent (14-of-18) of its free throws.

Iowa made 24 baskets in the paint, scoring 48 paint points, which is the second most this season for the Hawkeyes (64 vs. Central Arkansas).

Inside the Numbers

	IOWA	OPP
Scoring Average	73.0	72.5
Scoring Defense	72.5	73.0
Scoring Margin	+0.5	-0.5
FG%	.455	.457
FG% Defense	.457	.455
FT%	.721	.730
3-PT FG%	.373	.345
3-PT FG% Defense	.345	.373
Rebound Margin	+0.3	-0.3
Assists Per Game	14.9	14.7
Turnovers Per Game	12.4	13.5
Steals Per Game	7.5	5.5
Blocks Per Game	3.4	3.2

Miscellaneous Statistics

Double-Figure Scoring Games...					
Player	08-09	09-10	10-11	11-12	Career
Matt Gatens	21	20	21	27	89
Bryce Cartwright	6	---	19	7	32
Melsahn Basabe	---	---	17	14	31
Eric May	---	10	13	5	28
Roy Devyn Marble	---	---	5	23	28
Aaron White	---	---	---	18	18
Zach McCabe	---	---	4	10	14
Josh Oglesby	---	---	---	6	6
Andrew Brommer	---	---	2	---	2
Devon Archie	---	---	1	---	1
Branden Stubbs	---	---	1	---	1

20-Point Scoring Games...					
Player	08-09	09-10	10-11	11-12	Career
Matt Gatens	2	4	3	9	18
Melsahn Basabe	---	---	5	---	5
Zach McCabe	---	---	---	3	3
Bryce Cartwright	1	---	1	---	2
Eric May	---	---	1	1	2
Josh Oglesby	---	---	---	2	2
Aaron White	---	---	---	2	2
Roy Devyn Marble	---	---	---	2	2

Double-Figure Rebounding Games...					
Player	08-09	09-10	10-11	11-12	Career
Melsahn Basabe	---	---	8	3	11
Aaron White	---	---	---	4	4
Matt Gatens	1	---	---	1	2
Zach McCabe	---	---	---	1	1
Eric May	---	1	---	---	1
Devon Archie	---	---	1	---	1

Double-Doubles...					
Player	08-09	09-10	10-11	11-12	Career
Melsahn Basabe	---	---	6	3	9
Aaron White	---	---	---	4	4
Matt Gatens	1	---	---	---	1
Eric May	---	1	---	---	1
Devon Archie	---	---	1	---	1
Bryce Cartwright	---	---	1	---	1

4+ Three-Pointer Games...					
Player	08-09	09-10	10-11	11-12	Career
Matt Gatens	2	5	4	6	17
Eric May	---	3	---	---	3
Josh Oglesby	---	---	---	3	3
Zach McCabe	---	---	1	---	1
Roy Devyn Marble	---	---	---	1	1

5+ Assists Games...					
Player	08-09	09-10	10-11	11-12	Career
Bryce Cartwright	10	---	22	18	50
Matt Gatens	3	6	1	3	13
Roy Devyn Marble	---	---	---	11	11
Eric May	---	---	---	1	1

3+ Steals Games...					
Player	08-09	09-10	10-11	11-12	Career
Matt Gatens	3	1	5	7	16
Eric May	---	3	5	1	9
Roy Devyn Marble	---	---	---	7	7
Bryce Cartwright	2	---	1	1	4
Zach McCabe	---	---	1	2	3
Aaron White	---	---	---	2	2
Andrew Brommer	---	---	---	1	1

3+ Blocks Games...					
Player	08-09	09-10	10-11	11-12	Career
Melsahn Basabe	---	---	4	3	7
Eric May	---	3	---	---	3
Andrew Brommer	---	---	2	---	2
Aaron White	---	---	---	2	2
Devon Archie	---	---	1	---	1
Gabriel Olaseni	---	---	---	1	1
Roy Devyn Marble	---	---	---	1	1

2011-12 Margin of Victory/Defeat

Points	1	2	3	4	5	6	7	8	9	10+	15+	20+
Wins	1	1	1	1	0	0	1	0	3	4	2	4
Losses	0	0	1	1	1	1	1	0	0	4	4	4

IOWA DAYTON TIP-INS

- Bryce Cartwright's 11 assists is a school record for most assists by a Hawkeye in an NIT game.
- Aaron White's 11 rebounds ties Ryan Bowen for the most boards by an Iowa player in an NIT game. Bowen had 11 boards vs. Georgia on March 11, 1998.
- Iowa's 56.9 percent shooting is a school record for best percentage in an NIT contest.
- Aaron White, Melsahn Basabe and Zach McCabe combined to shoot 25-of-33 (.758) from the field against the Flyers.
- Zach McCabe had the second 9-for-9 performance by a Big Ten player this season. Illinois' Joseph Bertrand accomplished the feat vs. Missouri on Dec. 22, 2011.
- Aaron White's double-double against Dayton (25 points and 11 rebounds) marks the fifth double-double by a Hawkeye in an NIT game. Andre Woolridge had 10 assists and 17 points vs. DePaul (1995), Jess Settles had 11 points and 10 rebounds vs. Ohio (1995); Ryan Bowen had 24 points and 11 boards vs. Georgia (1998); and Jared Reiner had 11 points and 10 rebounds against Valparaiso (2003).

NIT FAST BREAKS

- Iowa played in 35 games in 2011-12, equaling the most games any Iowa team has played in a single season (1986-87, 2000-01 and 2001-02).
- Iowa's win over Dayton on March 13 was the school's first postseason win since beating Iowa State (54-53) on March 21, 2003 in the NIT first round.
- Iowa posted four wins over RPI top 25 teams (Michigan, Indiana and Wisconsin twice). Only Michigan State (seven), Ohio State (seven) and Michigan (five) had more in the Big Ten.
- Iowa's eight Big Ten wins are the most in a single season since collecting nine during the 2006-07 campaign.
- Matt Gatens is one of only two Hawkeyes to ever amass over 1,600+ points, 450+ rebounds, 250+ assists and 125+ steals. Roy Marble is the only other Hawkeye to accomplish the feat.

AARON WHITE NAMED FRESHMAN ALL-AMERICA

Aaron White was named to the 2012 Kyle Macy Freshman All-America team. White was one of 16 student-athletes recognized nationally. White ranked first on the Hawkeyes in rebounding (5.7), third in scoring (11.1) and steals (31), and second in blocks (23).

2011-12 Iowa Hawkeye Roster

No.	Name	Pos.	Ht.	Wt.	Yr.	Hometown (High School/College)
0	Gabriel Olaseni	C	6-10	225	Fr.	London, England (Sunrise Christian Academy)
1	Melsahn Basabe	F	6-7	225	So.	Glen Cove, N.Y. (St. Mark's)
2	Josh Oglesby	G	6-5	190	Fr.	Cedar Rapids, Iowa (Washington)
3	Cody Cox	F	6-4	196	So.	Waterloo, Iowa (Waterloo West)
4	Roy Devyn Marble	G/F	6-6	194	So.	Southfield, Mich. (Lathrup)
5	Matt Gatens	G	6-5	212	Sr.	Iowa City, Iowa (Iowa City)
11	Christopher Rickert	F	6-3	180	Jr.	Sioux City, Iowa (Bishop Heelan)
13	Kyle Denning	G	6-2	150	Fr.	Cedar Falls, Iowa (Northern University HS)
14	Stephen McCarty	G	6-0	155	So.	Auburn Hills, Mich. (West Bloomfield)
15	Zach McCabe	F	6-7	232	So.	Sioux City, Iowa (Bishop Heelan)
20	Andrew Brommer	F	6-9	247	Sr.	Rosemount, Minn. (Rosemount)
24	Bryce Cartwright	G	6-1	188	Sr.	Compton, Calif. (Dominguez/Paris JC)
25	Eric May	G/F	6-5	217	Jr.	Dubuque, Iowa (Wahlert)
30	Aaron White	F	6-8	225	Fr.	Strongsville, Ohio (Strongsville)
32	Branden Stubbs	G	6-2	175	So.	Pleasant Hill, Iowa (Des Moines Christian)
34	Darius Stokes	F	6-7	203	Fr.-RS	Cedar Rapids, Iowa (Linn-Mar)
35	Devon Archie	F	6-9	222	Sr.-RS	Indianapolis, Ind. (Vincennes CC)

Head Coach: Fran McCaffery

Assistant Coaches: Kirk Speraw, Sherman Dillard, Andrew Francis

Head Coach Fran McCaffery

Fran McCaffery is in his second season as the head basketball coach at the University of Iowa and his 16th year overall as a college head coach. McCaffery spent five seasons (2005-10) as the head coach at Siena, six years at UNC-Greensboro (1999-2005) and three seasons at Lehigh (1985-88) before joining the Hawkeyes.



McCaffery has nearly three decades of Division I coaching experience. He completed his 29th season as a collegiate coach in 2011, which includes 15 years as a head coach and 14 as an assistant.

McCaffery, 52, holds a career mark of 280-214 (.567) and guided his teams to six postseason appearances (five NCAA, one NIT). He is 29-37 (.439) at Iowa.

McCaffery's five years at Siena were the best in its 70-year history. He led the Saints on an incredible run that ended with three straight Metro Atlantic Athletic Conference championships and NCAA Tournament appearances. In so doing, Siena became the only program in the country to win its regular season and postseason title the last three years.

McCaffery's Saints owned a 112-51 (.687) record in his five years with the program. He guided the Saints to four consecutive 20-win seasons, something that has never been accomplished before at the Siena.

The 2009 MAAC Coach of the Year and 2010 District I Coach of the Year is the third winningest coach, by percentage, in league history (68-22, .756). He is the only coach to guide a MAAC program to two NCAA Tournament wins. McCaffery led his 2008 and 2009 teams to first round NCAA Tournament victories over Vanderbilt and Ohio State, respectively.

In his final two seasons at Siena, he coached the Saints to back-to-back 27-win campaigns and boasted a combined 39-3 (.929) record against MAAC opponents, which included MAAC Tournament contests.

McCaffery began his coaching career as an assistant at Penn (1982-83) and Lehigh (1983-85). Then at age 26, he became the nation's youngest Division I head coach when hired by Lehigh in 1985. After three seasons as head coach at Lehigh, he spent 11 seasons as an assistant at Notre Dame (1988-99).

McCaffery played basketball at Wake Forest his freshman year (1977-78) and then concluded his collegiate playing career at Penn his final three seasons (1979-82).

He earned his B.S. degree in Economics from The Wharton School (Penn) in 1982. McCaffery also earned a Master of Education from Lehigh in 1985.

COACHING HONORS

NABC District I Coach of the Year, 2009-10
MAAC Coach of the Year, 2008-09

HEAD COACHING EXPERIENCE

Lehigh (1985-88):49-39 (.557); 8-6 (.571) League
UNC-Greensboro (1999-05).....90-87 (.508); 49-47 (.510) League
Siena (2005-10)112-51 (.687); 68-22 (.756) League
Iowa (2010-present):29-37 (.439); 12-24 (.333) League

McCaffery File

Born: May 23, 1959
Hometown: Philadelphia, Pa.
High School: LaSalle, 1977
College: B.S. in Economics, The Wharton School (Penn), 1982
Master of Education, Lehigh, 1985
Family: Wife, Margaret
Sons, Connor, Patrick and Jonathan Francis
Daughter, Marit Katherine
Brother, Jack (sportswriter in Philadelphia area)

Coaching Honors

MAAC Coach of the Year, 2009
NABC District I Coach of the Year, 2009-10

Coaching History (29 years)

1982-83	Assistant Coach, Penn
1983-85	Assistant Coach, Lehigh
1985-88	Head Coach, Lehigh
1988-99	Assistant Coach, Notre Dame
1999-05	Head Coach, UNC-Greensboro
2005-10	Head Coach, Siena
2010-present	Head Coach, University of Iowa

Head Coaching Chart

Overall (16 seasons): 280-214 (.567)
At Iowa (two seasons): 29-37 (.439)
At Siena (five seasons): 112-51 (.688)
At UNCG (six seasons): 90-87 (.508)
At Lehigh (three seasons): 49-40 (.551)
NCAA Tournament (five appearances*): 2-5
NIT (two appearances): 1-2

**McCaffery is the first coach to bring three different programs from one-bid leagues to the NCAA Tournament (conferences that sent just one team the year his program advanced).*

McCaffery in Postseason Play

1988	NCAA Tournament - - Lehigh
1989	NCAA Tournament - - Notre Dame
1990	NCAA Tournament - - Notre Dame
1992	NIT - - Notre Dame
1997	NIT - - Notre Dame
2001	NCAA Tournament - - UNC-Greensboro
2002	NIT - - UNC-Greensboro
2008	NCAA Tournament - - Siena
2009	NCAA Tournament - - Siena
2010	NCAA Tournament - - Siena
2012	NIT - - Iowa

Playing Experience

Wake Forest, 1977-78
Penn, 1979-82

2011-12 Big Ten Standings/Schedule

Team	Big Ten	Pct.	Overall	Pct.
Ohio State	13-5	.722	31-8	.795
Michigan St	13-5	.722	29-8	.784
Michigan	13-5	.722	24-10	.706
Wisconsin	12-6	.667	26-10	.722
Indiana	11-7	.611	27-9	.750
Purdue	10-8	.556	22-13	.629
Northwestern	8-10	.471	19-14	.576
IOWA	8-10	.471	18-17	.514
Illinois	6-12	.333	17-15	.531
Minnesota	6-12	.333	23-15	.605
Nebraska	4-14	.222	12-18	.400
Penn State	4-14	.222	12-20	.375

IOWA STATISTICAL CATEGORY LEADERS

LED IN SCORING:	Matt Gatens (15)
REACHED DOUBLE FIGURES:.....	Gatens (25)
30+ POINT GAMES:.....	Gatens (2)
20+ POINT GAMES:.....	Gatens (9)
LED IN REBOUNDING:.....	White (11)
DOUBLE-FIGURE REBOUNDS:.....	White (5)
DOUBLE-DOUBLES:.....	White (4)
LED IN ASSISTS:.....	Cartwright (22)
LED IN STEALS:.....	Marble (15)
LED IN BLOCKS:.....	Basabe (16)
5+ FTA GAMES:.....	Marble (14)

*includes ties for team lead

LATE GAME CLUTCH FREE THROW SHOOTING

IN FINAL FIVE MINUTES OF GAME

Player	FTM	FTA	Pct.
Kyle Denning	2	2	1.000
Branden Stubbs	2	2	1.000
Matt Gatens	37	42	.881
Bryce Cartwright	14	16	.875
Zach McCabe	11	13	.846
Josh Oglesby	12	15	.800
Aaron White	23	31	.742
Melsahn Basabe	12	18	.667
Gabriel Olaseni	2	3	.667
Eric May	2	3	.667
Roy Devyn Marble	30	48	.625
TOTALS	147	193	.762

IN FINAL TWO MINUTES OF GAME

Player	FTM	FTA	Pct.
Bryce Cartwright	6	6	1.000
Branden Stubbs	2	2	1.000
Matt Gatens	22	25	.880
Josh Oglesby	7	9	.778
Zach McCabe	3	4	.750
Eric May	2	3	.667
Aaron White	12	19	.632
Roy Devyn Marble	16	26	.615
Melsahn Basabe	5	9	.556
TOTALS	75	100	.750

IN FINAL ONE MINUTE OF GAME

Player	FTM	FTA	Pct.
Branden Stubbs	2	2	1.000
Josh Oglesby	5	5	1.000
Bryce Cartwright	2	2	1.000
Matt Gatens	21	23	.913
Aaron White	11	16	.688
Zach McCabe	1	2	.500
Roy Devyn Marble	8	17	.471
Melsahn Basabe	3	7	.429
Eric May	0	1	.000
TOTALS	53	74	.716

2011-12 Captains

Iowa captains were seniors Bryce Cartwright and Matt Gatens, and junior Eric May.

HAWKEYES FALL TO OREGON IN NIT SECOND ROUND

Iowa's season came to a close on March 18 with a 108-97 loss at Oregon in the second round of the NIT. The game (205 points) was the highest scoring, non-overtime, contest in Division I this season. It also marked Iowa's first contest on the West Coast since 1993.

Iowa built a 15-point lead midway through the first half and led by four (51-47) at halftime, but the Ducks outscored the Hawkeyes by 15 in the second half to capture the victory.

Four Hawkeyes scored in double figures, led by sophomore Roy Devyn Marble's game and career-high 31 points. Freshman Aaron White contributed 22 points, while sophomore Melsahn Basabe had 17 and Bryce Cartwright posted his second career double-double with 12 points and 10 assists.

Marble's 31 points are the most ever by a Hawkeye in an NIT game and the most in a postseason contest since Ed Horton netted 32 against NC State in the second round of the 1989 NCAA Tournament. He also went 7-of-8 from 3-point range. The seven triples are the most ever by an Iowa player in any postseason game.

Both teams drained 10 triples, but Oregon outscored Iowa 28-13 at the free throw line.

IOWA, OREGON TIP-INS

- Bryce Cartwright, in his final game as a Hawkeye, netted 12 points, had four steals and collected 10 assists. The senior recorded 21 total assists in Iowa's two NIT games. He became only the third Hawkeye to register 10 or more assists in consecutive games (Cal Wulfsberg in 1976 and B.J. Armstrong in 1989).

- The Hawkeyes scored 51 points in the first half, marking the most points ever scored in a half by an Iowa team in the NIT.

- Iowa made 37 field goals (37-79), marking the most ever in an NIT game.

- Seventy-eight of Iowa's 97 points were scored by underclassmen: sophomore Roy Devyn Marble (31), freshman Aaron White (22), sophomore Melsahn Basabe (17) and Zach McCabe (8).

- The Hawkeyes were 10-of-22 (.455) from the 3-point line. The total 3-pointers and the percentage are the most for an Iowa team in the NIT. Iowa made 10 triples in two of its last three games.

- Melsahn Basabe scored 17 points on 8-of-13 shooting from the field and grabbed eight rebounds. The 17 points are the second most the sophomore scored this season (18 at Iowa State on Dec. 9).

- Aaron White scored 17 of his 22 points in the second half. He also had eight rebounds.

- Iowa lost only its second game of the last two seasons when scoring 80 points or more (10-2).

IOWA POSTED BIG WINS

Iowa posted eight wins against teams ranked in the top 100 of the RPI, including four inside the top 25. The Hawkeyes registered victories over Michigan (13), Indiana (17), Dayton (81) and two wins each over Wisconsin (23) and Minnesota (90).

The Hawkeyes had four wins over top 25 teams; only Michigan State (seven), Ohio State (seven) and Michigan (five) had more.

GATENS MAKES HISTORY

Senior Matt Gatens becomes the first Hawkeye to lead the team in free throw percentage four consecutive seasons. Also, he becomes only the seventh Hawkeye since 1939, and the first to do so since Acie Earl (1991-93), to lead the team in scoring three straight seasons. Other former Hawkeyes leading the squad in scoring three consecutive years include: Dick Ives (1944-46); Bill Logan (1954-56); Dave Gunther (1957-59); Don Nelson (1960-62); Greg Stokes (1983-85); Acie Earl (1991-93).

Iowa Athletic Communications

5300 Carver-Hawkeye Arena, Iowa City, IA 52242
Phone: 319-335-9411 • Fax: 319-335-9417
hawkeyesports.com • hawkeyebasketball.com

MBB CONTACT: MATTHEW WEITZEL

office: 319-335-6590 • cell: 319-430-8176
email: matthew-weitzel@hawkeyesports.com
Twitter: @BigWeitz

Practice Coverage

All Iowa men's basketball practices are closed to the media and public.

Coach and Player Interviews

Media interested in setting up interviews with players and/or coaches need to coordinate their requests through Matthew Weitzel in the Iowa Athletic Communications Office.

Social Media

In addition to obtaining the most up-to-date information on Iowa's official website: hawkeyesports.com, fans and media can also get additional information, notes, photos, promotions, videos and more via Iowa basketball's social media sites. Follow Hawkeye hoops on Twitter (@IowaHoops) and on Facebook ([facebook.com/hawkeyebasketball](https://www.facebook.com/hawkeyebasketball)).

Press Conferences

Following is a list of dates for basketball news conferences with Fran McCaffery. The news conferences will begin at 2 p.m. in the Press Room of Carver-Hawkeye Arena. Selected players will be available after McCaffery meets with the media.

Following are the news conference dates:

Big Ten Tele-Conferences

Media have an opportunity to ask questions to each Big Ten coach every Monday morning beginning January 9. For a detailed schedule and phone number, email Valerie Todryk Krebs at the Big Ten office: vtodrvk@bigten.org.

Coach McCaffery speaks for 10 minutes starting at 9:10 a.m. (CT).

Postgame Interviews

Postgame press conferences include both head coaches in the Media Room. Requested Iowa players will also be available in the Media Room while visiting players outside their locker room.

IOWA FASTBREAKS

- Iowa went 7-6 since Feb. 1, including notching wins over No. 15 Wisconsin and No. 18 Indiana. The Hawkeyes alternated wins and losses their final eight games.
- Matt Gatens, a second team All-Big Ten honoree for the Hawkeyes, scored 162 points the last nine games (18.0 ppg).
- Iowa's attendance numbers were up again this season, after a 20 percent bump a year ago. In 2010-11, Iowa averaged 11,096 fans. Hosting 20 home games in 2011-12, the Hawkeyes averaged 11,908.
- Iowa was the only Big Ten school with two players ranked in the top ten in the league in assist-to-turnover ratio (Roy Devyn Marble was fifth, followed by Bryce Cartwright in sixth).
- Iowa had six regular-season wins over teams that reached the Big Ten Tournament quarterfinals. The six wins ties Michigan as the fourth most in the league. Michigan State had 10, while Indiana and Ohio State had seven. Wisconsin had five, while Purdue had four and Minnesota only had one.
- Iowa ranked first in the Big Ten in steals (7.5); third in scoring offense (73.0); fourth in 3-point field goal accuracy (.373) and assists (14.9).
- Iowa ranked 32nd nationally in assist/turnover ratio (1.2); 39th in assists (14.9); 52nd in 3-point field goal accuracy (.373); and 65th in fewest fouls (16.7). Individually, Matt Gatens ranked 43rd in free throw percentage (.854), Roy Devyn Marble ranked 69th in assist/turnover ratio (2.1), while Bryce Cartwright ranked 69th in assists (4.8).
- Iowa won five games in February, the most since the 1997-98 season (5).
- Iowa was 10-2 when scoring 80 points or more, the last two seasons. The Hawkeyes were 14-0 when holding opponents to fewer than 60 points, the last two years.
- Iowa was one of only two Big Ten teams (Indiana) with two players with 45+ steals (Roy Devyn Marble -- 53 and Matt Gatens -- 48). As a team, the Hawkeyes amassed 262 steals, which are the most by an Iowa team since collecting 268 in 1999.
- Iowa was 4-4 against ranked Big Ten teams and 5-7 versus unranked conference foes.
- Iowa's second (Roy Devyn Marble, 11.5), third (Aaron White, 11.1), fourth (Melsahn Basabe, 8.2), fifth (Zach McCabe, 7.8) and sixth (Josh Oglesby 6.4) leading scorers in 2011-12 were all underclassmen.
- Freshman Aaron White netted 389 points this season, which ranks fifth best by an Iowa rookie.
- Matt Gatens' 1,264 career field goal attempts rank fifth most by a Hawkeye. Acie Earl (1990-93) ranks fourth with 1,265 attempts.

IOWA BIG TEN TOURNAMENT WRAP-UP

- Iowa's 10 triples against Michigan State in the quarterfinals is a school record for most 3-pointers in a Big Ten Tournament game.
- Iowa's 64-61 win over Illinois on March 8 snapped a five-game losing streak in Big Ten Tournament games. The Hawkeyes' previous last victory in a conference tournament game was against Ohio State in the 2006 title game.
- Bryce Cartwright amassed 19 assists in three career tournament games (2011 and 2012), which are the fourth most by a Hawkeye in Big Ten Tournament career action.
- Iowa's 75 points against Michigan State tie for the fourth most by an Iowa team in a Big Ten Tournament game. Iowa also scored 75 against Ohio State on March 9, 2001.
- Matt Gatens scored a game-high 20 points vs. Illinois, marking the ninth time this year and 18th time in his career that the Iowa City native posted 20 points or more.
- Iowa's 16 offensive rebounds versus Illinois in the first round are the second most by a Hawkeye team in a Big Ten Tournament game.
- The seven blocks by the Hawkeyes against the Spartans tie as the second most by an Iowa team in a conference tournament contest.
- Matt Gatens' 20 points versus Illinois in the Big Ten Tournament first round is the most by a Hawkeye in a Big Ten Tournament game since Cully Payne had 25 against Michigan in 2010.
- Aaron White tied a career high with three steals against Illinois on March 8. White also grabbed a game-high nine rebounds against the Illini, marking the first time a freshman led Iowa in rebounding at a Big Ten Tournament game since Tyler Smith had seven in 2007 vs. Purdue.

Big Ten Career FT% (min. 350 att.)

1.	.898 (535-596)	Steve Alford, IND	1983-87
2.	.885 (448-506)	Joe Crispin, PSU	1997-01
3.	.864 (393-455)	Kenneth Lowe, PUR	1999-04
4.	.863 (346-401)	Matt Gatens, IOWA	2008-

Iowa Career Scoring

4.	1,705	B.J. Armstrong	1986-89
5.	1,675	Ronnie Lester	1977-80
6.	1,635	Matt Gatens	2008-

Iowa Career Steals

7.	166	Jeff Horner	2003-06
8.	155	Jim Bartels	1991-95
9.	154	Mon'ter Gasper	1993-96
10.	144	Jess Settles	1994-99
11.	142	Bill Jones	1985-88
12.	141	Matt Gatens	2008-12

Iowa Career 3-Pointers Made

1.	262	Jeff Horner (2003-06)
2.	237	Matt Gatens (2008-)

Iowa Career 3-Pointers Attempted

1.	713	Jeff Horner (2003-06)
2.	652	Matt Gatens (2008-)

Iowa Freshman 3-Pointers

1.	52	Matt Gatens	2009
2.	47	Brody Boyd	2001
3.	45	Josh Oglesby	2012

Iowa Freshman 3-Pt FG%

1.	.435 (30-69)	Jake Kelly	2008
2.	.403 (52-129)	Matt Gatens	2009
3.	.396 (19-48)	Ryan Luehrsmann	1997
4.	.381 (16-42)	Jess Settles	1994
5.	.373 (47-126)	Brody Boyd	2001
6.	.372 (45-121)	Josh Oglesby	2012
7.	.359 (14-39)	Kevin Smith	1991

Iowa Freshman Scoring

1.	464	Ricky Davis	1997-98
2.	461	Tyler Smith	2006-07
3.	414	Jess Settles	1993-94
4.	399	Roy Marble	1985-86
5.	389	Aaron White	2011-12

Iowa Freshman Rebounding

1.	210	Melsahn Basabe	2010-11
2.	203	Jess Settles	1993-94
3.	201	Michael Payne	1981-82
4.	199	Aaron White	2011-12

REBOUNDING KEY IN OUTCOMES

In Iowa's nine wins over Big Ten competition, it posted a +3.6 rebounding margin advantage. However, in its 11 losses against Big Ten competition, Iowa was outrebounded by 5.1 boards.

Overall, Iowa was 13-4 in games in 2011-12 when having the edge on the glass. The four losses when the Hawkeyes had a positive rebounding margin came on the road at Iowa State, Northwestern and Oregon, and in the home finale against Northwestern.

HAWKEYES POSTED IMPRESSIVE POSTSEASON NUMBERS

Five Hawkeyes averaged double figures in scoring the last four games (two Big Ten Tournament contests and two NIT games).

Aaron White averaged 16.8 points and 7.8 rebounds the last four games, followed by Roy Devyn Marble (14.5 points), Melsahn Basabe (11.8 points and 5.0 rebounds), Zach McCabe (11.5 points and 5.5 rebounds) and Matt Gatens (11.0 points).

Bryce Cartwright only averaged 5.5 points, but averaged a staggering 8.5 assists the last four games. He became only the third Hawkeye to ever register back-to-game games with double digit assists when he had 11 versus Dayton and 10 at Oregon.

ESPN.COM RANKED NATION'S TOP FRESHMEN

ESPN.com released a midseason report on the nation's top freshmen. Included in the list was Iowa's Aaron White. White was ranked No. 15. Indiana's Cody Zeller was second and Trey Burke of Michigan was seventh.

White ranked third in Iowa scoring (11.1) and first in rebounding (5.7).

All three were named to the all-Big Ten Freshman team. Zeller was named Big Ten Freshman of the Year by the league coaches, while Burke earned the award by the conference's media panel.

FRESHMEN CONTRIBUTIONS

Freshmen Aaron White and Josh Oglesby combined for 14 games of scoring 15 or more points this season. White scored in double figures in 16 of the last 25 contests, including netting 15 points or more in 10 of those outings.

Big Ten, Most Games with 15+ Points by Freshmen - 2011-12

Cody Zeller, Indiana	22	Dave Sobolewski, Northwestern	5
Trey Burke, Michigan	12	Josh Oglesby, Iowa	4
Aaron White, Iowa	10		

LEADING THE TEAM

Following is the number of times a player led Iowa in scoring, rebounding, assists and steals. If two or more players tied for the team lead, all were credited for that game:

Player	Scoring	Rebounding	Assists	Steals
Devon Archie	---	1	---	---
Melsahn Basabe	1	10	---	2
Andrew Brommer	---	1	---	3
Bryce Cartwright	---	1	22	5
Matt Gatens	15	5	2	11
Aaron White	6	11	---	5
Roy Devyn Marble	6	2	11	15
Eric May	1	3	2	4
Zach McCabe	2	10	2	6
Josh Oglesby	5	---	1	1
Branden Stubbs	---	---	---	1
Gabriel Olaseni	---	---	---	1

MATT GATENS AMONG SELECT GROUP

Matt Gatens was one of four senior Division I players in 2011-12 with 1,600+ points, 450+ rebounds and 225+ made 3-pointers in a career.

HAWKEYES SURGED IN FEBRUARY

Iowa won five of its eight February games, including winning two of the last four against ranked opponents (No. 18 Indiana and No. 15 Wisconsin). The five victories in February marked the most by a Hawkeye team since the 1997-98 campaign.

Iowa held seven of its eight February opponents to fewer than 70 points and four of those below 40 percent from the field. The previous six teams the Hawkeyes faced averaged 81.2 points and 50.4 percent shooting.

In eight February games, Matt Gatens averaged 21.6 points, bolstered by 34-of-58 (.586) shooting from long distance. The 21.6 February scoring average ranks third behind Northwestern's John Shurna (22.8) and Tim Frazier (21.8) of Penn State. Aaron White averaged 11.9 points and 7.6 rebounds, while Roy Devyn Marble averaged 10.3 points, 4.9 rebounds and 4.6 assists.

IMPROVED 3-POINT SHOOTING

Thanks in large part to Matt Gatens' 3-point shooting accuracy as of late, the Hawkeyes saw better 3-point shooting percentages during the month of February.

Iowa made 40.9 percent of its 3-point attempts in the month of February, the third best mark in the Big Ten behind Purdue (.413) and Northwestern (.412).

Big Ten, Highest 3-Point Pct – February

Purdue Boilermakers	.413
Northwestern Wildcats	.412
Iowa Hawkeyes	.409 (54/132)
Indiana Hoosiers	.388

SINKING THE FREEBEEES

In 2010-11, Iowa's free throw percentage was 67.6 percent. This season, the Hawkeyes improved in that area, shooting 72.1 percent, which ranked fifth best in the Big Ten. Twenty-two percent of Iowa's offense this year has come from the foul line.

The Hawkeyes missed only 46 free throws (147-of-193, .762) in the final five minutes of games.

Iowa attempted 20 free throws or more 20 times in 2011-12 (12-8 record in those games), 11 of which came against Big Ten competition, including nine of the last 17 games.

CLEANING THE GLASS

Aaron White saw his rebounding numbers increase in Big Ten play. The freshman averaged 4.8 boards in nonconference action and has crashed the boards even more in conference play, averaging a team-best 5.9.

White led the Hawkeyes in rebounding nine of the last 12 games, including a streak of five straight, which was the longest by a Hawkeye this season and the longest streak since Aaron Fuller led the team in six consecutive contests in 2010.

White averaged 7.3 rebounds over his last 13 games, including four games with 10+ rebounds. He ranked fifth in Big Ten rebounding since Feb. 1.

Big Ten, Most Rebounds per Game – Since 02/01/2012

Draymond Green, Michigan State	12.0 (168/14)
Jared Sullinger, Ohio State	9.3 (148/16)
Robbie Hummel, Purdue	9.1 (118/13)
Cody Zeller, Indiana	7.8 (101/13)
Aaron White, Iowa	7.3 (95/13)

GATENS CLIMBED CHARTS

Matt Gatens' scoring surge to finish the season (162 points the last nine games) vaulted him past Jeff Horner, Greg Brunner, Don Nelson, Andre Woolridge, Adam Haluska and Jess Settles and into sixth place on Iowa's career scoring chart. He finished his career with 1,635 career points.

Additionally, his five triples at Illinois moved him past Chris Kingsbury (1994-96) and into second place on Iowa's all-time 3-pointers made chart. Gatens finished his career with 239 treys.

Gatens, who was voted by the league's media panel second team all-Big Ten, is one of only two players in school history to have 1,600+ points, 450+ rebounds, 250+ assists and 125+ steals. The senior posted 1,635 points, 455 rebounds, 298 assists and 141 thefts. Roy Marble (1986-89) had 2,116 points, 668 rebounds, 288 assists and 183 steals.

Gatens was only three steals from cracking the top 10 in career thefts at Iowa. He finished his career in the top 15 in scoring and steals and top five in free throw percentage and 3-pointers.

Postseason Games Statistics

#	Player	gp-gs	min	avg	Total			3-Point		F-Throw		Rebounds				pf	dq	a	to	blk	stl	pts	avg
					fg-fga	fg%	3fg-fga	3fg%	ft-fga	ft%	off	def	tot	avg									
30	White, Aaron	4-4	113	28.3	24-47	.511	3-14	.214	16-24	.667	12	19	31	7.8	12	0	4	2	2	5	67	16.8	
04	Marble, Roy Devyn	4-4	123	30.8	21-39	.538	10-15	.667	6-8	.750	3	11	14	3.5	5	0	14	4	1	4	58	14.5	
01	Basabe, Melsahn	4-0	71	17.8	19-32	.594	0-0	.000	9-10	.900	9	11	20	5.0	12	1	0	1	5	1	47	11.8	
15	McCabe, Zach	4-4	99	24.8	17-32	.531	5-10	.500	7-10	.700	6	16	22	5.5	12	1	4	8	2	3	46	11.5	
05	Gatens, Matt	4-4	146	36.5	13-37	.351	6-22	.273	12-13	.923	2	5	7	1.8	9	0	12	5	1	2	44	11.0	
02	Oglesby, Josh	4-0	76	19.0	11-21	.524	8-13	.615	1-2	.500	3	5	8	2.0	2	0	3	0	0	1	31	7.8	
24	Cartwright, Bryce	4-4	121	30.3	9-27	.333	0-2	.000	4-6	.667	2	7	9	2.3	6	0	34	8	2	7	22	5.5	
00	Olaseni, Gabriel	2-0	9	4.5	2-3	.667	0-0	.000	0-0	.000	1	1	2	1.0	2	0	0	2	1	0	4	2.0	
20	Brommer, Andrew	4-0	21	5.3	0-2	.000	0-0	.000	1-2	.500	1	1	2	0.5	4	0	1	3	1	1	1	0.3	
34	Stokes, Darius	1-0	1	1.0	0-0	.000	0-0	.000	0-0	.000	0	0	0	0.0	0	0	0	0	0	0	0	0.0	
25	May, Eric	4-0	20	5.0	0-7	.000	0-1	.000	0-0	.000	4	0	4	1.0	2	0	0	0	0	1	0	0.0	
Team											7	7	14		1		1						
Total.....		4	800		116-247	.470	32-77	.416	56-75	.747	50	83	133	33.2	67	2	72	34	15	25	320	80.0	
Opponents.....		4	800		120-242	.496	34-97	.351	62-77	.805	45	93	138	34.5	64	1	71	43	20	16	336	84.0	

Iowa in Big Ten Statistics

Category	All Games		Big Ten	
	Stat	Rank	Stat	Rank
Steals	7.5	1st	6.4	4th
Scoring Offense	73.0	3rd	67.8	5th
Assists	14.9	4th	13.3	4th
3-Pt. Field Goal %	.373	4th	.379	3rd
3-PT FG Defense	.345	5th	.322	4th
Free Throw %	.721	5th	.693	10th
Ast./TO Ratio	1.2	5th	1.0	8th
Field Goal %	.455	5th	.452	5th
Blocked Shots	3.4	6th	3.7	2nd
Turnover Margin	+1.1	7th	-1.8	11th
Rebounding Margin	+0.3	8th	-0.8	7th
3-Pt. FG Per Game	5.7	9th	5.5	8th
Scoring Margin	+0.5	10th	-3.8	9th
FG% Defense	.457	12th	.454	7th
Scoring Defense	72.5	12th	71.6	12th

Category	Player	All Games		Big Ten	
		Stat	Rank	Stat	Rank
3-pt. FG	Matt Gatens	2.1	4th	2.7	1st
3-pt. FG%	Matt Gatens	.410	12th	.480	3rd
FG%	Melsahn Basabe	.524	7th	---	---
	Aaron White	.506	10th	.535	6th
	Matt Gatens	---	---	.490	12th
Blk. Shots	Melsahn Basabe	1.0	9th	1.1	7th
	Aaron White	---	---	0.9	10th
Rebounding	Aaron White	5.7	8th	5.9	9th
	Melsahn Basabe	4.8	19th	---	---
Scoring	Matt Gatens	15.2	10th	17.0	5th
	Roy Devyn Marble	11.5	21st	11.2	23rd
	Aaron White	11.1	23rd	11.3	22nd
Assists	Bryce Cartwright	4.8	2nd	4.4	2nd
	Roy Devyn Marble	3.6	10th	3.6	8th
Ast/TO Ratio	Roy Devyn Marble	2.1	5th	1.4	12th
	Bryce Cartwright	1.9	6th	1.5	11th
FT%	Matt Gatens	.854	3rd	.809	9th
Steals	Roy Devyn Marble	1.5	4th	1.5	6th
	Matt Gatens	1.4	7th	1.4	7th
Minutes	Matt Gatens	34.6	8th	36.1	10th

IOWA'S STATISTICAL COMPARISONS

	All Games	Big Ten	Home Games	Away Games	Iowa Wins	Iowa Losses
Record	18-17	8-10	14-6	4-11	18-0	0-17
Points	73.0	67.8	76.3	69.5	78.3	67.4
Opp. Pts	72.5	71.6	67.9	78.9	63.7	81.8
FG%	.455	.452	.459	.450	.474	.433
FG Def.	.457	.454	.435	.483	.402	.518
3-PT%	.373	.379	.365	.397	.384	.360
3-pt. Def.	.345	.322	.348	.350	.291	.414
FT%	.721	.693	.755	.673	.725	.716
REB	34.4	32.9	36.5	31.8	38.9	29.7
AST	14.9	13.3	16.3	12.8	17.4	12.2
TO	12.4	13.7	12.2	12.9	11.4	13.4
STL	7.5	6.4	8.4	6.3	8.4	6.5
BLK	3.4	3.7	3.8	3.1	3.4	3.4

HAWKEYES PUSHING THE TEMPO

An even more increased tempo by the Iowa Hawkeyes led to 5.8 more points per game compared to last season, an increase that ranked second best in the Big Ten.

Big Ten, Largest Points per Game Improvement - - 2010-11 to 2011-12

Team	10-11	11-12	Diff
Indiana Hoosiers	69.6	77.3	+7.7
Iowa Hawkeyes	67.2	73.0	+5.8

HAWKEYES REKINDLE HOME MAGIC

Iowa posted 14 home wins this season (14-6), the most since collecting 14 home victories in 2007. Five of the Hawkeyes' 14 victories came in league play.

MATT GATENS' HOT SHOOTING TOUCH

Matt Gatens has been white-hot from 3-point range as of late. See below where it ranks since 1996-97 (via @BTNStatsGuy).

Big Ten, Most 3PM in a 3-Game Stretch - Since 1996-97 (All Games)

Matt Gatens, 2011-12 Iowa	19 (2/19/2012 - 2/26/2012)
Matt Gatens, 2011-12 Iowa	19 (2/16/2012 - 2/23/2012)
Jon Diebler, 2010-11 Ohio State	19 (2/27/2011 - 3/06/2011)
Jon Diebler, 2010-11 Ohio State	18 (3/01/2011 - 3/11/2011)
Talor Battle, 2010-11 Penn State	18 (2/13/2011 - 2/20/2011)
Je'Kel Foster, 2005-06 Ohio State	18 (2/4/2006 - 2/12/2006)
Kevin Turner, 1997-98 Illinois	18 (12/30/1997 - 1/08/1998)

Big Ten, Most 3PM in a 3-Game Stretch - Since 1996-97 (Conf Games Only)

Matt Gatens, 2011-12 Iowa	19 (2/19/2012 - 2/26/2012)
Matt Gatens, 2011-12 Iowa	19 (2/16/2012 - 2/23/2012)
Jon Diebler, 2010-11 Ohio State	19 (2/27/2011 - 3/6/2011)
Jon Diebler, 2010-11 Ohio State	18 (3/01/2011 - 3/11/2011)
Talor Battle, 2010-11 Penn State	18 (2/13/2011 - 2/20/2011)
Je'Kel Foster, 2005-06 Ohio State	18 (2/4/2006 - 2/12/2006)
Michael Thompson, 2009-10 N'Western	16 (2/28/2010 - 3/11/2010)

Big Ten, Most 3PM in a 4-Game Stretch - Since 1996-97 (All Games)

Matt Gatens, 2011-12 Iowa	24 (2/16/2012 - 2/26/2012)
Matt Gatens, 2011-12 Iowa	22 (2/09/2012 - 2/23/2012)
Jon Diebler, 2010-11 Ohio State	22 (2/22/2011 - 3/6/2011)
Jon Diebler, 2009-10 Ohio State	22 (11/24/2009 - 12/5/2009)
Anthony Tucker, 2008-09 Iowa	22 (11/20/2008 - 11/28/2008)

Big Ten, Most 3PM in a 4-Game Stretch - Since 1996-97 (Conf Games Only)

Matt Gatens, 2011-12 Iowa	24 (2/16/2012 - 2/26/2012)
Matt Gatens, 2011-12 Iowa	22 (2/09/2012 - 2/23/2012)
Jon Diebler, 2010-11 Ohio State	22 (2/22/2011 - 3/06/2011)

IOWA HISTORY

Iowa has played 2,660 games since beginning basketball in 1902. Iowa's overall record is 1,595-1,065 (.600). That includes a 956-353 (.730) record in home games, a 549-722 (.432) record in contests away from Iowa City, a 711-728 (.494) mark in Big Ten games and a 362-117 (.756) record in Carver-Hawkeye Arena.

STARTING LINEUPS

Iowa used five different lineup combinations in its 35 games in 2011-12. Roy Devyn Marble, Matt Gatens, Eric May, Melsahn Basabe and Zach McCabe started 11 games. Bryce Cartwright, Matt Gatens, Roy Devyn Marble, Zach McCabe and Aaron White started nine, including the last four.

Bryce Cartwright, Matt Gatens, Eric May, Melsahn Basabe and Devon Archie started the first five games (3-2). Bryce Cartwright, Matt Gatens, Eric May, Zach McCabe and Melsahn Basabe started five games (2-3). Roy Devyn Marble, Matt Gatens, Josh Oglesby, Zach McCabe and Aaron White also started five games (3-2)

COACHING EXPERIENCE

Fran McCaffery has assembled one of the most experienced coaching staffs in the country. Assistant coaches Kirk Speraw, Sherman Dillard and Andrew Francis have over six decades of combined coaching experience. Furthermore, the entire coaching staff combines for 48 years of head coaching experience.

Director of Basketball Operations Jerry Strom concluded his 31st season as a member of the Iowa basketball staff. Additionally, Iowa's new video coordinator, Al Seibert, has 18 years of collegiate coaching experience.

ATTACKING THE BASKET

Iowa attacked the basket and earning more trips to the charity stripe this season compared to last.

Big Ten, Largest FTA/Gm Improvement - 2010-11 to 2011-12

TEAM	2010-11	2011-12	Improve
Indiana Hoosiers	19.8	24.8	+5.0
Iowa Hawkeyes	19.4	21.8	+2.4

NOTING MATT GATENS...

- Named second team all-Big Ten by the media voting panel and third team by the league coaches.
- Is one of only two Hawkeyes (Roy Marble) to amass 1,600+ points, 450+ rebounds, 250+ assists and 125+ steals.
- Led Iowa in scoring in seven of the last 10 games, including a streak of seven straight (Feb. 16-March 8). The last Hawkeye to lead the team in scoring seven consecutive games against Big Ten competition was Andre Woolridge in 1996-97 (Jan. 7-Feb. 4).
- Scored 55 points in two games the week of Feb. 20 (27.5 ppg.), earning co-Big Ten Player of the Week and NetScout Basketball's Big Ten Player of the Week accolades. He has earned NetScout Basketball's weekly honor the last two weeks. Additionally, America voted the senior the "Capital One Cup Impact Performer of the Week" on ESPN.com.
- Averaged 19.4 points per game the last eight contests.
- Made 41 percent (75-of-183) of his 3-point attempts his senior year. That is the best percentage by a Hawkeye, with a minimum of 125 attempts, since Kent McCausland made 52 percent (70-of-134) during the 1996-97 season.
- Made a school-record 12 consecutive triples spanning the Indiana (Feb. 19) and Wisconsin (Feb. 23) contests.
- Scored 85 points in a span of three games (Indiana, Wisconsin and Illinois). The last time a Hawkeye netted 85 points or more in three straight games against conference competition was Roy Marble (86) in 1989. Marble scored 30 at Michigan, 37 at Illinois and 19 vs. Indiana.

- Averaged 21.6 points per game in February, which ranked third in the Big Ten behind Northwestern's John Shurna (22.8) and Tim Frazier of Penn State (21.8).
- Became the first Big Ten player to score 30+ versus two teams (Indiana and Wisconsin) ranked in the top 25 since 1996-97.
- Became the fourth Big Ten player in the last 10 seasons to score 30+ points in back-to-back games vs. league opponents.
- The 33 points against Wisconsin are the second-most by a Big Ten player in conference play this season (Illinois' Brandon Paul had 43 versus Ohio State).
- Became the first Hawkeye since Adam Haluska in 2007 to score 30 points in consecutive games. Haluska netted 33 vs. Indiana and 34 at Minnesota. Gatens is one of five players to score 30+ points in consecutive Big Ten games since 2000-01 (Marcus Taylor of Michigan State in 2002; Minnesota's Vincent Grier in 2005; Evan Turner of Ohio State in 2010; Iowa's Adam Haluska in 2007).
- His 162 points the last nine games pushed the senior past Greg Brunner, Don Nelson, Andre Woolridge, Dean Oliver, Adam Haluska and Jess Settles. He finished his career with 1,635 points and in sixth place on Iowa's all-time scoring chart.
- His five 3-pointers at Illinois (Feb. 26) moved him past Chris Kingsbury (1994-96) and into second place on Iowa's all-time 3-pointers made list. He finished his career with 239 triples.
- Surpassed the 20-point plateau four consecutive games (Penn State, Indiana, Wisconsin and Illinois). The last time a Hawkeye netted 20+ points in four straight games against Big Ten competition was Andre Woolridge in 1997. Woolridge tallied 20 at Purdue, 21 vs. Wisconsin, 27 vs. Ohio State and 25 at Michigan.
- Made 40-of-113 (.354) from 3-point range the first 25 games of the season. Gatens made 51 percent (33-of-65) from long distance the last nine outings.
- The 33 points scored against the Badgers are the second-most scored by a Wisconsin opponent in the last four years. Gatens and Kansas State's Jacob Pullen (38 points against the Badgers in the 2011 NCAA Tournament) were the two highest scoring outputs since Davidson's Stephen Curry tallied 33 points in the 2008 NCAA Tournament's Sweet 16 on March 28, 2008.
- Made 14 triples against Indiana and Wisconsin, which is the most ever by a Hawkeye in a two-game span. He sank a combined 19 treys spanning three contests (Indiana, Wisconsin and Illinois), the most ever by a Hawkeye over a span of three games.
- Averaged 15.2 points, the highest scoring average by a Hawkeye since Adam Haluska averaged 20.5 points in 2007.
- Is only the third player to hit seven+ 3-pointers in back-to-back Big Ten games (versus Indiana and Wisconsin) since 1996-97.
- Made a personal single-season best 75 triples, besting 58 he sank his sophomore campaign. He shot at a 41 percent clip from long distance this season, which is also a single-season best. He shot 40 percent from 3-point range as a freshman.
- His 75 treys rank as the sixth for most 3-pointers in a single season at Iowa.

INCOMING FRESHMEN DUO PLAY IN ALL-STAR GAME

Incoming Iowa recruits PG Mike Gesell and C Adam Woodbury played in the second annual All-American Championship Final Four weekend in New Orleans.

Woodbury posted a double-double (11 points and 11 rebounds) to go along with three steals and two assists. Gesell had a game-high five assists to go along with three points.

IMPROVEMENT UNDER McCAFFERY IN SECOND YEAR

Fran McCaffery-coached teams have posted improved win totals and scoring output from their first year to second with McCaffery as a head coach. At Lehigh, his team improved by two wins (13 in 1986 to 15 in 1987). His UNC Greensboro team had four more victories from 2000 (15) and 2001 (19). At Siena his team improved by five victories, registering 15 in 2006 to 20 in 2007. His Iowa team improved by a personal-best seven games, posting 11 in 2011 and 18 in 2012!

His Lehigh team averaged 2.8 more points its second year compared to year one. His UNC Greensboro team had a +1.9 scoring increase and +1.8 at Siena. Iowa averaged 5.8 more points in 2011-12 compared to 2010-11.

RECORD

School	1st yr	2nd yr	Diff.
Lehigh	13-15	15-14	+2
UNC Greensboro	15-13	19-12	+4
Siena	15-13	20-12	+5
Iowa	11-20	18-17	+7

SCORING

School	1st yr	2nd yr	Diff.
Lehigh	74.0	76.8	+2.8
UNC Greensboro	71.7	73.6	+1.9
Siena	74.4	76.2	+1.8
Iowa	67.2	73.0	+5.8

CARTWRIGHT PICKED UP HIS PLAY

Bryce Cartwright really stepped up his play and finished his collegiate career strong since recovering from an ankle sprain he suffered in a practice prior to Iowa's game at Penn State (Feb. 16).

The last six games, the Hawkeye point guard averaged 7.8 assists, 6.5 points and 3.2 rebounds.

He scored 11 points at Nebraska (Feb. 29), averaged 6.5 assists in Iowa's two Big Ten Tournament games, and distributed an Iowa NIT-record 11 assists in its victory over Dayton. In his final game, he registered his second career double-double, scoring 12 points and dishing out a game-high 10 assists.

Cartwright became only the third Hawkeye since 1975 to register 10 or more assists in back-to-back games. Cal Wulfsberg had 11 and 16 against Northwestern and Ohio State, respectively in 1976. B.J. Armstrong was credited with 12 and 15 versus Ohio State and Minnesota in 1989.

Iowa was 6-1 in 2011-12 when Cartwright scored in double figures and had fewer than five turnovers.

IOWA IN CARVER-HAWKEYE ARENA

Iowa has compiled a 362-117 (.756) record in Carver-Hawkeye Arena since the facility opened in January, 1983. Iowa is 167-93 (.642) in Big Ten games and 195-24 (.890) in non-Big Ten contests.

HAWKEYES ARE TOUGH AT HOME

Iowa has won 86 of its 122 games (.705) in Carver-Hawkeye Arena (15,500) over the last eight seasons, including win streaks of 21 straight overall and 12 straight Big Ten Conference wins. Iowa has won 10 of its last 20 home games against ranked opponents. Iowa was a perfect 17-0 at home in 2006, 14-2 in 2007, 10-8 in 2008, 13-4 in 2009, 9-9 in 2010, 8-8 in 2011 and 14-6 in 2012.

IOWA VS. RANKED TEAMS

Iowa played eight games against ranked competition this season (4-4), winning two of the last three. The four wins are the most Iowa has collected in a season since winning nine during the 2005-06 campaign.

The Hawkeyes beat No. 11 Wisconsin (72-65) on Dec. 31 in Madison and No. 15 Wisconsin (67-66) on Feb. 23 in Iowa City, 13th-ranked Michigan (75-59) on Jan. 14 in Iowa City and 18th-ranked Indiana (78-66) on Feb. 19 in Iowa City. Iowa fell to No. 6 Ohio State (76-47) on Jan. 7 in Iowa City, No. 6 Michigan State (95-61) on Jan. 10 in East Lansing, No. 16 Indiana (103-89) on Jan. 29 in Bloomington and No. 8 Michigan State (92-75) on March 9 in the quarterfinals of the Big Ten Tournament in Indianapolis.

These are Iowa's most recent wins vs. nationally-ranked opponents:

At Home:	67-66 over 15th-ranked Wisconsin, 2/23/12 78-66 over 18th-ranked Indiana, 2/19/12 75-59 over 13th-ranked Michigan, 1/14/12 67-65 over sixth-ranked Purdue, 3/5/11 43-36 over sixth-ranked Michigan State, 1/12/08
On the Road:	72-65 over 11th-ranked Wisconsin, 12/31/11 70-67 over 21st-ranked Indiana, 2/11/06
Neutral Court:	67-60 over seventh-ranked Ohio State, 3/12/06 <i>In semifinals of Big Ten Tournament</i>

HAWKEYE BIG TEN FIELD GOAL PERCENTAGES

In Iowa's nine victories over Big Ten opposition, opponents were just 58-of-212 (.274) from long distance and 210-of-516 (.407) overall from the field. Iowa made 216-of-486 (.444) from the field and 52-of-132 (.394) from the 3-point range in those wins.

Conversely, Hawkeye opponents shot 49 percent (284-of-575) from the field and 67-of-180 (.372) from 3-point territory, compared to 45 percent (232-of-512) from the field and 36 percent (53-of-148) from long distance for Iowa, in the Hawkeyes' 10 conference defeats.

	Iowa	Opponents
Big Ten Games	3-pt%	3-pt%
Iowa Wins	.394	.274
Iowa Losses	.358	.372

WHITE EARNED STARTING SPOT

Aaron White earned a number of accolades his freshman season. He was a Kyle Macy Freshman All-American, named to the coaches' all-Big Ten Freshman team and was an honorable mention all-league honoree. He was Iowa's most productive player off the bench the first 21 games, but started the last 14. As a starter, he averaged 13.2 points and 6.9 rebounds.

White earned his first career start at No. 16 Indiana on Jan. 31. He stuffed the stat sheet with 17 points, nine rebounds, four assists, three blocks and two steals in Iowa's triumph over Penn State (Feb. 4). His efforts earned him Big Ten co-Freshman of the Week accolades, which is the third time (Nov. 14, Dec. 26 and Feb. 6) he earned the weekly distinction.

White scored in double digits 17 times, including 16 of the last 25 games. White led the team in rebounding 10 of the last 15 contests. For the season he amassed a team-best 199 boards, which are the fourth most by an Iowa freshman in a single season.

Overall, White averaged 11.1 points, ranking second on the team, in 35 games. The 389 points that he has scored rank as the fifth most by a Hawkeye rookie. His 23 blocks tie Michael Payne (1981-82) and Kenyon Murray (1992-93) for eighth by an Iowa freshman.

White's numbers the last 12 games were impressive, averaging 13.9 points and 7.3 rebounds. He posted consecutive doubles at Northwestern (Feb. 9) and Penn State (Feb. 16). The rookie scored 17 points (7-of-10 FG, 2-of-3 3-pt FG) and corralled a personal-best 12 boards against the Wildcats. White totaled 16 points and a game-high 10 rebounds to go along with career-best three rejections at Penn State. He notched his fourth double-double of the year against Dayton in the first round of the NIT when he scored a career-high 25 points (10-of-15 FG and 4-of-4 FT) to go along with 11 rebounds. He contributed 22 points and eight rebounds in Iowa's last game at Oregon in the second round of the NIT.

The 6-foot-8 wing player scored 15 points or more 10 times, which was the third most by a Big Ten rookie this season.

White was named Big Ten co-Freshman of the Week after his performance in Iowa's victory over Chicago State (Nov. 11). The native of Strongsville, Ohio, shined in his Hawkeye debut, leading all scorers and rebounders with a personal-best 19 points and 10 boards.

The 19 points are the most by an Iowa freshman in an opener, equalling Dick Ives' 19 scored against Nebraska in his debut on Dec. 10, 1943. Furthermore, White's performance marked the first time a Hawkeye posted a double-double, in a season opener, since Dean Oliver had 10 points and 12 assists in a victory over Chicago State in 1997. It was the first time a Hawkeye freshman had a double-double, points and rebounds, since Jess Settles had 13 points and 11 rebounds versus Drake in 1993.

OGLESBY HAS SOLID FRESHMAN CAMPAIGN

Freshman Josh Oglesby had three of his best games of the season against ranked opposition: two against Indiana and the other versus Michigan State in the Big Ten Tournament.

Oglesby came off the bench to score a career-best 24 points at Indiana on Jan. 29. He made six triples, which tie for the 15th-most in a single game for the Hawkeyes.

In the return game against the Hoosiers (Feb. 19), Oglesby netted 11 points. On March 9 against Michigan State, Oglesby tallied a team-best 20 points, bolstered by 7-of-9 shooting from the field and 5-of-7 from long distance.

Oglesby started his first career game at Penn State (Feb. 16).

He tallied nine second-half points at Illinois (Feb. 26) and netted eight points in Iowa's victory at Nebraska (Feb. 29). He contributed eight points and four rebounds in Iowa's win over Illinois in the first round of the Big Ten Tournament (March 8).

The native of Cedar Rapids averaged 6.4 points in 35 games.

Oglesby made 45 triples, which ranks third by a Hawkeye freshman at Iowa. Matt Gatens holds the record with 52 (2009). Oglesby shot 37 percent beyond the arc, which ranks as the sixth best percentage in a season by an Iowa rookie.

Sixty percent of Oglesby's scoring production came from 3-point territory (135-of-223 points), which ranked third amongst Big Ten players. Oglesby led the team in scoring five times (Northern Illinois, Creighton, Clemson, Indiana and Michigan State).

STAT SHEET STUFFER

Since landing a spot in the starting rotation on Dec. 6 at Northern Iowa, Roy Devyn Marble's level of play was phenomenal. The sophomore averaged 12.7 points, 4.1 rebounds and 3.8 assists as a starter the last 27 games. Also, he shot 44.6 percent from the field and 72 percent from the foul line as a starter.

Marble finished the season on a high note, scoring a game and career-high 31 points, bolstered by 7-of-8 shooting from 3-point range, and had five rebounds and five assists in Iowa's NIT second round loss at Oregon. The 31 points was the most ever by a Hawkeye in an NIT game and the most in a postseason game since Ed Horton netted 32 in a double overtime loss to NC State in the second round of the 1989 NCAA Tournament.

He amassed a solid assist-to-turnover ratio this season: 126 assists to only 61 turnovers, ranking fifth in the Big Ten (2.1) and 69th nationally.

Marble was credited with four assists or more 17 times this season, including collecting six or more four of the last 10 games (six at Penn State, seven vs. Indiana; a career-best eight against Wisconsin and six at Illinois).

Marble averaged 5.7 points, 2.4 rebounds, and was credited with 41 assists and 21 steals in 31 contests his freshman campaign. He started the last six games of 2010-11. Also, he shot 53 percent from the free throw line (35-of-66).

This year, Marble saw much improved numbers, averaging 11.5 points, 3.8 rebounds, and has collected 126 assists and a team-best 53 steals. He started the last 27 contests. From the foul line in 2011-12, the sophomore saw significant improvement, shooting 72 percent (102-of-133).

Statistical Improvement

	'10-'11	'11-'12	Improvement
Scoring	5.7	11.5	+5.8
Assists	1.3	3.6	+2.3
Rebounds	2.4	3.8	+1.4
Steals	0.7	1.5	+0.8

HAWKEYE FAST FACTS

- The Big Ten was the No. 1 ranked conference in the RPI and Sagarin ratings. Iowa's final regular season Sagarin rating was 84 and had a strength of schedule of 25. Iowa's RPI rating was 130.
- Iowa was 8-5 in games decided by nine points or fewer and 10-11 in games decided by 10 or more points. Furthermore, Iowa was 3-1 in games decided by three points or less. The Hawkeyes did not play an overtime game this season. Iowa's last overtime game was played on Feb. 19, 2010, in a 75-72 loss to Michigan in Iowa City.
- Iowa's scoring average of 73.0 is its highest since the 2000-01 season (74.1).
- Iowa swept Wisconsin and Minnesota this season, marking the first time it swept both teams in the same season since the 1991-92 campaign.
- Iowa averaged 78.3 points in its wins, compared to 67.4 points in its defeats, a differential of 10.9 points. The Hawkeyes owned a +18.1 point differential in their scoring defense, and +9.2 rebounding and +5.2 assists margins in wins compared to losses.
- Iowa was 6-1 this season when Bryce Cartwright scored in double figures and has less than five turnovers. The lone setback came in its final game at Oregon.

- Iowa made 550 free throws this season, the most it has sank in a single-season since 2005-06. Iowa made 589 free throws in 2001-02.
- Iowa's field goal percentage this season was 45.5 percent, its best since shooting 45.9 percent during the 2004-05 campaign.
- The Hawkeyes were ranked ninth (.352) in the Big Ten in 3-point field goal percentage (overall games) in mid-January. Since then, Iowa vaulted to fourth (.373).
- Eleven of Iowa's 17 losses came to teams ranked in the RPI top 75.
- Iowa's 32 assists against Central Arkansas (Dec. 19) tie for the second most in a single-game in school history.
- Freshman Josh Oglesby became the first Hawkeye reserve to lead the team in scoring, in back-to-back games (Northern Illinois and Creighton), since Ricky Davis paced Iowa with 25 and 18 on the road at Wisconsin (Feb. 3) and Michigan State (Feb. 7), respectively, in 1998. Like Oglesby, Davis accomplished the feat as a freshman.
- After winning at No. 11 Wisconsin on Dec. 31 (72-65) and on the road at Minnesota (64-62) on Jan. 4, Iowa won two-straight Big Ten road games for the first time since 2007. The Hawkeyes won at Michigan on Jan. 31, 2007 (69-62) and at Minnesota on Feb. 7 (91-78). Iowa beat Indiana at home on Feb. 3 (81-75) in between those two road victories. The last time Iowa won consecutive road games in back-to-back games was 1998, beating Ohio State (61-46) on Jan. 14 and Minnesota (82-69) on Jan. 18.
- At least 10 players saw action in 23 of Iowa's 35 games.
- Iowa has had five players score in double figures three times (North Carolina A&T, Drake and Central Arkansas). The Hawkeyes had five players score 12 points or more in its win over North Carolina A&T (Nov. 14). It marked only the fourth time the Hawkeyes had five players tally 12 points or more in a game (UW-Green Bay in 2003, Michigan in 2004, SIU-Edwardsville in 2010 and North Carolina A&T in 2011).

IOWA IN THE NIT

This year marked Iowa's sixth appearance in the NIT and first since 2004. Iowa also appeared in the 1995, 1998, 2002, 2003 and 2004 tournaments. The Hawkeyes best finish in the NIT was in 1995 when Iowa advanced to the quarterfinals.

The Hawkeyes have played 11 games all-time in the NIT and hold a record of 5-6. Ten of Iowa's 11 NIT games have all been decided by nine points or less, with its last game being decided by 11; its six NIT losses have come by a total of 25 points and the five victories have come by a total of 25 points. Iowa has had two wins by nine points (DePaul in 1995 and Dayton in 2012; one by four points (Ohio in 1995), one by two points (Valparaiso in 2003); and one by one point (Iowa State in 2003).

HAWKEYEBASKETBALL.COM

Check out the Iowa basketball team's new website, **HawkeyeBasketball.com**, devoted to everything on-and-off-the-court surrounding the program.

HawkeyeBasketball.com, allows fans a chance to go behind the scenes with the Hawkeye basketball program on and off the court. The site is complete with exclusive videos, photo galleries and content featuring the basketball program.

HawkeyeBasketball.com will be updated throughout the year with exclusive videos, including game highlights and player features, along with news stories and other content.

Iowa's 2012 Recruiting Class

Anthony Clemmons, Mike Gesell, Patrick Ingram, Kyle Meyer and Adam Woodbury have signed national letter of intents to attend the University of Iowa.

"I'm very excited about this class," said McCaffery. "We started working immediately upon arrival, in particular, on this group. I want to give particular recognition to how hard each and every one of my assistant coaches has worked. I believe we've addressed specific needs and attracted not only quality, but student-athletes who will fit with what we already have here to ultimately make us a better team."

Iowa's five-member 2012 recruiting class is ranked 19th by ESPN.com and Scout.com.

Paul Biancardi, who is ESPN's national recruiting director, had nothing but praise to say about Iowa's recruiting class and coach McCaffery.

"I'm very impressed, but not surprised, with the class coach McCaffery signed," said Biancardi. "This is a national statement class. Coach McCaffery and his staff have sold the vision and the plan for Iowa basketball in a big time way. It should get the fans of Iowa very excited not only right now but in the future. To be successful in this business you have to be able to recruit, and Fran's a proven recruiter. This is a class, that as it grows and develops together, will be the foundation for Iowa basketball. It will propel the Hawkeyes to the next step, which is the upper half of the Big Ten and NCAA Tournament."

ADAM WOODBURY (7-1, 230)

Woodbury is an All-State center from Sioux City, Iowa. The 7-foot-1, 230-pound was named the Most Valuable Player at the 2011 NBA Players Association Top 100 Camp. Woodbury is the No. 41 ranked player in the Class of 2012 by ESPN.com, No. 42 by Rivals.com and No. 47 by Scout.com. He enters his senior season ranked fourth in career scoring and first in rebounding at East High School. He led the Black Raiders to a combined 59-16 record the last three seasons, including back-to-back conference championships and three consecutive state tournament appearances. Woodbury is a two-time first team All-State, All-Missouri River Conference, All-Northwest Iowa and All-City honoree. As a junior, Woodbury averaged a double-double (18.5 points and 12 rebounds). He averaged 17.4 points and grabbed a school single-season record 315 rebounds (12.1 avg.) his sophomore campaign. Woodbury also participated in the Nike LeBron James Skills Academy and Amare Stoudemire Skills Academy in 2011. He played AAU for Martin Brothers and All-Iowa Attack from seventh through 11th grade. Fellow recruit Mike Gesell was an AAU teammate of Woodbury. Woodbury becomes Iowa's first seven-footer since Seth Gorney (2005-08) and is the tallest Hawkeye since Antonio Ramos (1999), who stood 7-foot-2.

MIKE GESELL (6-1, 180)

Gesell is a three-time first team All-State, All-Conference and All-Metro honoree for South Sioux City High School. Gesell is the No. 73 ranked player in the Class of 2012 by ESPN.com, No. 89 by Scout.com and No. 96 by Rivals.com. As a junior, he averaged 25.2 points, 8.2 assists, 5.5 rebounds and 2.9 steals while being honored as the Nebraska Gatorade Basketball Player of the Year. As a sophomore, Gesell averaged 19.9 points, 6.4 assists, 7.7 rebounds and 3.3 steals. He made 82 percent (158-193) of his free throw attempts as a junior and 79 percent (125-158) as a sophomore. The 6-foot-1, 180-pound guard was a Basketball Super State and All-State Class B Team Captain recipient his sophomore and junior seasons. He holds single season school records for scoring (655), assists (212) and steals (79), career scoring (1,446) and single-game steals (8) and assists (13). Gesell, who is a Wendy's High School Heisman state finalist and will be the team's captain this year, also excels in the classroom, ranking in the top five percent of his class while earning Gold Honor Roll distinction all four years. He also is a three-time Academic All-Conference and NSAA Academic All-State honoree. Fellow recruit Adam Woodbury was a teammate of Gesell on Martin Brothers and the All-Iowa Attack AAU squads.

ANTHONY CLEMMONS (6-1, 185)

Clemmons is a native of Lansing, Mich., and has started the last two years for Sexton High School. The 6-foot-1, 185-pound point guard helped his team to back-to-back conference championships and a Class B state title a year ago. Sexton finished as state runner-up his sophomore season. Clemmons is a two-time All-Conference honoree and was an All-State and All-Area selection in 2011. Clemmons averaged 12.3 points, 4.6 rebounds, 4.1 assists and 3.2 steals his junior year. He will serve as a team co-captain his senior campaign. Clemmons played AAU basketball the last two years with the Michigan Mustangs. He also played football his freshman through junior years at Sexton, earning all-conference honors in 2010, playing fullback, linebacker and safety.

PATRICK INGRAM (6-2, 190)

Ingram is a 6-foot-2, 190-pound guard from Indianapolis. He is a two-year starter and helped North Central High School win back-to-back conference championships and the Class 4A state championship in 2010. His high school team boasted a combined 70-8 record his first three seasons. Ingram averaged 10.4 points, 5.0 rebounds and 2.0 assists his junior campaign. He shot 55.5 percent from the field and 33-percent from beyond the arc. A captain on this year's team, Ingram also played on the AAU circuit for the Eric Gordon All-Stars. His team won the Walt Disney World tournament, Eric Gordon Shootout and the IndyBall Tournament. Ingram was tabbed MVP of the Walt Disney World tournament.

KYLE MEYER (6-10, 220)

Meyer is a 6-foot-10, 220-pound forward from Alpharetta, Ga. Meyer averaged 15 points, 11 rebounds, 3.5 blocks and 2.6 assists for Northview High School as a junior. He earned All-Region and co-MVP accolades as a junior, and was also recognized on the 2010 Pickens All-Tournament team. Meyer, who attends the same high school as Minnesota senior Ralph Sampson III, is a three-year starter. He averaged 10 points, 9.5 rebounds and 2.2 blocks, and earned the team's Coaches Award his sophomore campaign. Meyer garnered all-tournament laurels at the Chattahoochee Tournament as a freshman. Meyer also played AAU basketball for the Atlanta Celtics.

2012 IOWA RECRUITING CLASS

Anthony Clemmons	G	6-1/185	Lansing, Mich. (Sexton HS)
Mike Gesell	G	6-1/180	Sioux City, Neb. (South Sioux City HS)
Patrick Ingram	G	6-2/190	Indianapolis, Ind. (North Central HS)
Kyle Meyer	F	6-10/220	Alpharetta, Ga. (Northview HS)
Adam Woodbury	C	7-1/230	Sioux City, Iowa (East HS)

What they're saying about Iowa men's basketball - - 2011-12

"Aaron White reminds me a lot of Ryan Bowen, who had that great career at Iowa; being hard-nosed and making things happen. It will be fun to watch him grow."

Keno Davis, BTN analyst

"I like this young player (Aaron White). He plays under control within himself. He has a great understanding of the game."

Jim Jackson, BTN analyst

"Silky smooth. This kid (Roy Devyn Marble) has got it."

Jon Rothstein, CBS College Sports analyst

"Iowa's (Roy) Devyn Marble is going to be a star. Really good feel and has tremendous size for a guard. Hawkeyes on the rise in Big Ten."

Jon Rothstein, CBS College Sports analyst

"(Aaron) White, is going to be one helluva player."

Michigan State Head Coach Tom Izzo

"Matt Gatens is as good as anybody at reading screens, coming off screens and playing without the basketball."

Dan Dakich, ESPN analyst

"Aaron White is terrific. He has great touch, blocks shots, can shoot the three and rebounds out of his area. He is sensational and he'll be as good as any moving forward in the Big Ten. This kid is going to be great."

Dan Dakich, ESPN analyst

"How good is this kid (Aaron White)? He is a really good basketball player. He does everything. He goes to the rim, runs the floor and finishes in transition, shoots threes, gets to the rim in the post, deflects balls in the zone, and goes to the offensive glass. There is nothing Aaron White can't do on a basketball court."

Dan Dakich, ESPN analyst

"Melsahn Basabe solidifies the inside. He's as good as any in the Big Ten in blocking shots."

Dan Dakich, ESPN analyst

"I'm a huge fan of (Zach) McCabe. I think he's going to be a star player. He reminds me a lot of Jess Settles and all the tough and physical forwards that Iowa had during their glory days."

Tim McCormick, ESPN College Basketball Analyst

"Roy Devyn Marble has gone head-to-head against Aaron Craft, Trey Burke, Jordan Taylor, Tim Frazier and Keith Appling and didn't blink an eye. This kid has such a huge upside."

Tim McCormick, ESPN College Basketball Analyst

"I would take Matt Gatens ahead of every single shooting guard in the Big Ten, if I was coaching. I think Matt Gatens makes everybody on the court better. He's the best leader, he scores, he rebounds, he defends. He's a tremendous player in every respect. I'm a huge fan of Matt Gatens."

Tim McCormick, ESPN College Basketball Analyst

"He's (Matt Gatens) not only one of the better shooters or guards in this league, he is one of the better ones in the country. That is a four-year guy who has been doing it at a high level."

Indiana Head Coach Tom Crean

"Matt Gatens is a bona fide pro. He can play on the professional level with his ability, spacing and good dribble penetration. For him to have his second 30+ performance against Indiana and Wisconsin... he's proved he's one of the top players in that league."

ESPN College Basketball Analyst Jay Williams

"(Roy Devyn Marble) is a versatile guard who has good size."

Miles Simon, ESPN College Basketball Analyst

"Adam Woodbury and Mike Gesell will both fit in perfectly with the pieces (Iowa) already have in place."

Miles Simon, ESPN College Basketball Analyst

"I'm very impressed, but not surprised, with the recruiting class coach McCaffery signed. This is a national statement class. Coach McCaffery and his staff have sold the vision and the plan for Iowa basketball in a big time way. It should get the fans of Iowa very excited not only right now but in the future. To be successful in this business you have to be able to recruit, and Fran's a proven recruiter. This is a class, that as it grows and develops together, will be the foundation for Iowa basketball. It will propel the Hawkeyes to the next step, which is the upper half of the Big Ten and NCAA Tournament."

Paul Biancardi, ESPN National Recruiting Director

"I'm a big fan of Fran McCaffery. He does things the right way."

Eric Collins, BTN broadcaster

"If Iowa's rationale was hiring a quality person who recruits quality people, who doesn't cheat, does it the right way and is into developing young men while recognizing that he wants to have a winning team on the floor... then Fran is the perfect guy for the job."

LaPhonso Ellis, ESPN College Basketball Analyst

"When a parent passes their kid over to Fran they can rest assured a few things. One, he's going to make sure, to the best of his ability, that he gets a quality degree. Secondly, he is going to do his very best to develop that individual player within the team context. And finally, because of the vast resources of people that he knows outside of the game that he will do his very best, for those who aren't fortunate to play at the next level, to use his influence to make sure they get jobs and have an opportunity to have upward mobility. That's what makes him special."

LaPhonso Ellis, ESPN College Basketball Analyst

"Next year, Iowa will be the most improved team in the entire Big Ten and will play in the NCAA Tournament."

Tim McCormick, ESPN College Basketball Analyst

"I love the direction Fran McCaffery is taking this program."

Tim McCormick, ESPN College Basketball Analyst

"You have to love what coach McCaffery has going at the University of Iowa. He's continues to create interest on a national level. They play a great style of basketball; they press, run and jump, fast break and shoot a lot of threes. High school guys always say that they want to go to a coach who is going to let them play... well, Fran McCaffery is that coach who let's his guys play."

Miles Simon, ESPN College Basketball Analyst

"What Fran McCaffery's done here is incredible. He's made the team twice as good as last year, and he's made my son twice the player."

Mike Gatens, Former Hawkeye and son of Matt Gatens

"This crowd is great; tremendous energy with these fans."

Gus Johnson, BTN College Basketball Announcer

"Fran McCaffery has done an outstanding job rebuilding this program and making (Iowa) relevant. Great crowd at Carver-Hawkeye (against Wisconsin)."

Andy Katz, ESPN.com Senior College Basketball Writer

"Fran McCaffery is doing a good job of bringing Hawkeye basketball back to prominence."

Miles Simon, ESPN College Basketball Analyst

"These fans are great, they have packed Carver-Hawkeye Arena."

Bob Wischusen, ESPN College Basketball Broadcaster

"Fran McCaffery has a terrific staff."

Dan Dakich, ESPN analyst

"It (Carver-Hawkeye Arena) probably was the toughest venue we have been in all season long other than maybe Xavier game on the road. We were coming into a bee's nest. I think that it just speaks to the volumes about the support. The venues in the Big Ten are always the toughest to play in and that's why the conference is so special."

Archie Miller, Dayton Head Coach

"Coach McCaffery has done a fabulous job, and the momentum that they have moving forward is exciting."

Archie Miller, Dayton Head Coach

Carver-Hawkeye Arena and Dale and Marilyn Howard Family Pavilion



In September 2011, the University of Iowa completed a \$47 million revitalization of Carver-Hawkeye Arena. That project includes the construction of a practice facility for men's and women's basketball and volleyball, a 10,000-square-foot strength training and cardiovascular center, and an expansion to the Dan Gable Wrestling Complex, in addition to new locker room and support facilities for men's and women's basketball, wrestling and volleyball programs, and office space for the majority of Iowa administrative and coaching staffs.

Carver-Hawkeye Arena's four-story, 75,000-square foot addition has been named the Dale and Marilyn Howard Family Pavilion, named after the Howard's gave a multi-million dollar contribution to the athletic department.

"The Howard's have done so much for our program and the UI Athletics Department," said Iowa head coach Fran McCaffery. "Their generosity has helped pave the way for this beautiful state-of-the-art facility that our program desperately needed. Everything from the offices, locker room, practice gym to the weight room, is first class. We are extremely thankful for the Howard's contribution and are so proud to name the new addition after Dale and Marilyn Howard."

Matt Gatens is in his final season with the Hawkeyes and is ecstatic for the new additions and amenities to Carver-Hawkeye Arena.






“The new facilities are first class,” said Gatens. “After two years of construction, it’s good to finally be able to use the facility in our training efforts. It’s nice to be able to have a practice gym where we can come over and get extra shots up at our leisure. It’s great to be a Hawkeye!”

The addition of the practice facility eliminates the need to have student-athletes in the sports of men’s basketball, women’s basketball and volleyball practice and train at unusual or irregular times of day or at times which are typically reserved for classes. The flexibility created by the practice space also positively impacts the potential for use of the arena for other University and community-related events such as concerts.

The revitalization of the arena also extends into spaces used by the general public on game days and nights, including renovation of select concessions and restroom facilities, and the creation of hospitality and meeting spaces combined with club facilities for fans of the Hawkeyes who choose to participate in a variety of premium seating options similar to that which are available in the Paul W. Brechler Press Box at Kinnick Stadium.






IOWA HAWKEYE BASKETBALL

Updated Iowa Player Bio

Devon Archie



35

Sr., 6-9, 222, Forward
Indianapolis, Ind.
Vincennes CC

- Sidelined due to injury in 2009-10; received a medical redshirt
- Didn't start playing basketball until high school. He played on the junior varsity squad his junior season and varsity year his senior year.
- Saw action in 10 of the 14 Big Ten games this season
- Dunk in home game vs. Nebraska was No. 6 on ESPN's "Top 10 Plays of the Day" on Jan. 27
- Career 54 percent shooter from the field
- Started five career games, all this year
- Started his first career game in Iowa's 2011-12 season opener vs. Chicago State recording four points and two rebounds
- Grabbed six rebounds in win over NC A&T
- Pulled down a team-high seven rebounds and matched a career high with two steals in win over Northern Illinois

2011-12 Game-by-Game

Opponent	Date	gs	min	Total		3-Pointers		Free throws		Rebounds				pf	a	t/o	blk	stl	pts	avg	
				fg-fga	pct	3fg-fga	pct	ft-fa	pct	off	def	tot	avg								
CHICAGO STATE	11/11/11	*	17	2-2	1.000	0-0	.000	0-0	.000	1	1	2	2.0	2	1	2	0	1	4	4.0	
NORTH CAROLINA A&T	11/14/11	*	13	0-2	.000	0-0	.000	0-0	.000	1	5	6	4.0	3	1	2	1	0	0	2.0	
NORTHERN ILLINOIS	11/17/11	*	16	2-2	1.000	0-0	.000	0-2	.000	1	6	7	5.0	1	0	1	0	2	4	2.7	
vs Creighton	11/20/11	*	14	1-2	.500	0-0	.000	2-2	1.000	1	2	3	4.5	0	0	0	0	0	4	3.0	
CAMPBELL	11/23/11	*	9	1-2	.500	0-0	.000	0-0	.000	1	1	2	4.0	2	0	3	1	1	2	2.8	
CLEMSON	11/29/11		2	0-0	.000	0-0	.000	0-0	.000	0	0	0	3.3	0	0	0	0	0	0	2.3	
at Northern Iowa	12/06/11		4	1-1	1.000	0-0	.000	0-0	.000	0	1	1	3.0	2	0	1	0	0	2	2.3	
CENTRAL ARKANSAS	12/19/11		4	1-1	1.000	0-0	.000	0-0	.000	0	0	0	2.6	0	0	1	1	0	2	2.3	
at Minnesota	01/04/12		9	0-0	.000	0-0	.000	0-0	.000	0	0	0	2.3	1	0	0	0	2	0	2.0	
OHIO STATE	01/07/12		11	1-2	.500	0-0	.000	0-0	.000	1	2	3	2.4	2	0	1	2	0	2	2.0	
at Michigan State	01/10/12		4	0-2	.000	0-0	.000	0-0	.000	2	0	2	2.4	0	0	0	0	0	0	1.8	
MICHIGAN	01/14/12		2	0-0	.000	0-0	.000	0-0	.000	1	0	1	2.3	0	0	0	0	0	0	1.7	
at Purdue	01/17/12		7	0-0	.000	0-0	.000	0-0	.000	0	2	2	2.2	1	0	0	0	0	0	1.5	
NEBRASKA	01/26/12		8	1-1	1.000	0-0	.000	0-1	.000	0	1	1	2.1	0	0	0	1	0	2	1.6	
at Indiana	01/29/12		9	1-1	1.000	0-0	.000	0-0	.000	0	2	2	2.1	3	0	0	0	0	2	1.6	
MINNESOTA	02/01/12		1	0-0	.000	0-0	.000	0-0	.000	0	0	0	2.0	0	0	0	0	0	0	1.5	
PENN STATE	02/04/12		3	0-0	.000	0-0	.000	0-0	.000	0	0	0	1.9	0	0	1	0	0	0	1.4	
INDIANA	02/19/12		2	0-0	.000	0-0	.000	0-0	.000	1	1	2	1.9	0	1	0	0	0	0	1.3	
Totals			5	135	11-18	.611	0-0	.000	2-5	.400	10	24	34	1.9	17	3	12	6	6	24	1.3

Games played: 18
 Minutes/game: 7.5
 Points/game: 1.3
 FG Pct: 61.1
 FT Pct: 40.0

Rebounds/game: 1.9
 Assists/game: 0.2
 Turnovers/game: 0.7
 Assist/turnover ratio: 0.3
 Steals/game: 0.3
 Blocks/game: 0.3

- Tied a career high with two steals in win at Minnesota
- Had a season-high two blocks vs. #6 Ohio State

Personal Bests

Points: 10 vs. Xavier, 11/19/10
Rebounds: 11 vs. Xavier, 11/19/10
FGM: 3, 2x, last vs. SIUE, 11/26/10
FGA: 5 vs. SIUE, 11/26/10
3-pt FG: ---
3-pt FGA: ---
FTM 4 vs. Xavier, 11/19/10
FTA: 7 vs. Xavier, 11/19/10
Assists: 2, 2x, last vs. N'western, 1/12/11
Steals: 2, 3x, last at Minnesota, 1/4/12
Blocks: 3 at Purdue, 1/9/11
Minutes: 21, vs. SIUE, 11/26/10

CAREER STATISTICS

YEAR	G/GS	FG-A	PCT	3-PT	PCT	FT-A	PCT	RB	AVG	PF-FO	AS	TO	BK	ST	PTS	AVG
Junior	23/0	16-32	.500	0-0	.000	6-23	.261	66	2.9	15-0	8	10	7	6	38	1.7
Senior	18/5	11-18	.611	0-0	.000	2-5	.400	34	1.9	17-0	3	12	6	6	24	1.3
TOTALS	41/5	27-50	.540	0-0	.000	8-28	.286	100	2.4	32-0	11	21	13	12	62	1.5



IOWA HAWKEYE BASKETBALL

Updated Iowa Player Bio

Melsahn Basabe



1

So., 6-7, 225, Forward
Glen Cove, N.Y.
St. Mark's

- 2011 Big Ten Conference all-Freshman team
- 2011 Honorable mention All-Big Ten by league coaches and media
- Has nine career double-doubles, including three this season (NC A&T, Brown, Boise State)
- Blocked 15 shots in the last six contests (1.9 avg.)
- Career 54.7 percent shooter from the field
- Ranks second in team rebounding (4.7)
- Tallied 14 points and grabbed five rebounds in win over Chicago State
- Posted his first double-double of the season totaling 15 points and 10 rebounds in win over NC A&T
- Notched a double-double with team highs in points (14) and rebounding (10) in victory over Brown
- Scored a season-best 18 points at Iowa State and grabbed a game-high nine rebounds
- Registered 10 points and five rebounds in win over Drake
- Tallied 14 points and nine rebounds, and equaled a career-best with two steals in the win over Central Arkansas in just 13 minutes of action
- Recorded third double-double of the season in win over Boise State, tallying a game-high 11 boards to go along with 14 points and a season-high four blocks
- Scored 14 points on 6-8 shooting from the field and 2-3 from the free throw line, and grabbed a team-best eight rebounds in home game vs. Purdue
- Netted 14 points, corralled nine rebounds and equaled a personal best with two steals in win at #11 Wisconsin
- Notched eight points and seven rebounds in home win over Minnesota

2011-12 Game-by-Game

Opponent	Date	gs	min	Total		3-Pointers		Free throws		Rebounds				pf	a	t/o	blk	stl	pts	avg	
				fg-fga	pct	3fg-fga	pct	ft-fa	pct	off	def	tot	avg								
CHICAGO STATE	11/11/11	*	20	3-7	.429	0-0	.000	8-8	1.000	2	3	5	5.0	1	0	0	0	1	14	14.0	
NORTH CAROLINA A&T	11/14/11	*	31	4-8	.500	0-0	.000	7-8	.875	3	7	10	7.5	2	1	4	1	0	15	14.5	
NORTHERN ILLINOIS	11/17/11	*	20	2-3	.667	0-0	.000	4-4	1.000	1	1	2	5.7	1	0	0	1	0	8	12.3	
vs Creighton	11/20/11	*	17	1-3	.333	0-0	.000	0-2	.000	0	3	3	5.0	4	1	2	0	2	2	9.8	
CAMPBELL	11/23/11	*	19	1-5	.200	0-0	.000	0-0	.000	3	0	3	4.6	2	0	1	0	0	2	8.2	
IPFW	11/26/11	*	11	1-2	.500	0-0	.000	0-0	.000	1	3	4	4.5	3	1	2	0	1	2	7.2	
CLEMSON	11/29/11	*	20	1-6	.167	0-0	.000	0-0	.000	1	0	1	4.0	0	0	1	1	0	2	6.4	
BROWN	12/03/11	*	24	5-12	.417	0-0	.000	4-7	.571	2	8	10	4.8	2	0	1	1	0	14	7.4	
at Northern Iowa	12/06/11	*	26	4-8	.500	0-0	.000	0-0	.000	0	6	6	4.9	3	1	2	0	1	8	7.4	
at Iowa State	12/09/11	*	32	7-12	.583	0-0	.000	4-6	.667	4	5	9	5.3	1	0	2	0	0	18	8.5	
DRAKE	12/17/11	*	25	4-7	.571	0-0	.000	2-3	.667	2	3	5	5.3	3	0	3	2	1	10	8.6	
CENTRAL ARKANSAS	12/19/11	*	13	6-9	.667	0-0	.000	2-3	.667	1	8	9	5.6	2	0	0	1	2	14	9.1	
BOISE STATE	12/22/11	*	31	6-9	.667	0-0	.000	2-3	.667	4	7	11	6.0	0	0	4	0	4	14	9.5	
PURDUE	12/28/11	*	33	6-8	.750	0-0	.000	2-3	.667	0	8	8	6.1	1	0	3	2	0	14	9.8	
at Wisconsin	12/31/11	*	33	6-11	.545	0-0	.000	2-5	.400	5	4	9	6.3	4	0	3	1	2	14	10.1	
at Minnesota	01/04/12	*	11	0-3	.000	0-0	.000	0-0	.000	1	1	1	6.0	2	0	2	0	0	0	9.4	
OHIO STATE	01/07/12	*	14	1-3	.333	0-0	.000	0-0	.000	1	3	4	5.9	0	0	2	0	1	2	9.0	
at Michigan State	01/10/12	*	26	5-10	.500	0-0	.000	0-1	.000	2	1	3	5.7	0	2	2	1	0	10	9.1	
MICHIGAN	01/14/12	*	26	3-5	.600	0-0	.000	1-3	.333	0	3	3	5.6	1	2	2	0	1	7	8.9	
at Purdue	01/17/12	*	7	0-0	.000	0-0	.000	1-2	.500	0	2	2	5.4	4	0	1	1	0	1	8.6	
NEBRASKA	01/26/12	*	13	0-0	.000	0-0	.000	1-2	.500	1	0	1	5.2	3	0	1	1	0	1	8.2	
at Indiana	01/29/12		13	2-3	.667	0-0	.000	2-4	.500	2	1	3	5.1	4	0	1	2	0	6	8.1	
MINNESOTA	02/01/12		25	3-7	.429	0-0	.000	2-4	.500	3	4	7	5.2	1	0	1	0	2	8	8.1	
PENN STATE	02/04/12		12	2-6	.333	0-0	.000	2-3	.667	1	1	2	5.0	0	0	0	1	0	6	8.0	
at Northwestern	02/09/12		18	5-7	.714	0-0	.000	3-5	.600	2	3	5	5.0	3	0	0	1	0	13	8.2	
at Penn State	02/16/12		20	2-3	.667	0-0	.000	3-7	.429	1	2	3	5.0	3	0	0	0	0	7	8.2	
INDIANA	02/19/12		28	4-5	.800	0-0	.000	5-6	.833	3	4	7	5.0	2	1	3	5	1	13	8.3	
WISCONSIN	02/23/12	21	2-5	.400	0-0	.000	1-2	.500	1	4	5	5.0	2	1	2	3	1	5	8.2		
at Illinois	02/26/12		18	0-4	.000	0-0	.000	1-2	.500	2	1	3	5.0	2	1	2	1	0	1	8.0	
at Nebraska	02/29/12		11	2-3	.667	0-0	.000	0-0	.000	0	2	2	4.9	2	0	0	0	1	4	7.8	
NORTHWESTERN	03/03/12		13	2-2	1.000	0-0	.000	1-2	.500	2	0	2	4.8	1	0	1	1	0	5	7.7	
vs Illinois	03/08/12		18	3-4	.750	0-0	.000	1-2	.500	2	2	4	4.8	2	0	1	1	0	7	7.7	
vs Michigan State	03/09/12		21	2-6	.333	0-0	.000	4-4	1.000	1	2	3	4.7	4	0	0	2	0	8	7.7	
DAYTON	03/13/12		14	6-9	.667	0-0	.000	3-3	1.000	2	3	5	4.7	1	0	0	2	1	15	7.9	
at Oregon	03/18/12		18	8-13	.615	0-0	.000	1-1	1.000	4	4	8	4.8	5	0	0	0	0	17	8.2	
Totals			21	702	109-208	.524	0-0	.000	69-105	.657	59	109	168	4.8	71	11	45	36	18	287	8.2

Games played: 35
 Minutes/game: 20.1
 Points/game: 8.2
 FG Pct: 52.4
 FT Pct: 65.7

Rebounds/game: 4.8
 Assists/game: 0.3
 Turnovers/game: 1.3
 Assist/turnover ratio: 0.2
 Steals/game: 0.5

- Tallied 13 points and five rebounds off the bench at Northwestern
- Scored 13 points, grabbed seven rebounds and rejected a season-high five shots in home win over #18 Indiana
- Seven points and four rebounds in Big Ten Tournament win over Illinois
- Recorded eight points, four rebounds and two blocks against #8 Michigan State in Big Ten Tournament quarterfinal game
- Netted 15 points on 6-of-9 shooting, to go along with five rebounds and two blocks, in NIT first round win over Dayton

Personal Bests

- Points:** 25 at Michigan, 1/30/11
- Rebounds:** 14 vs. Iowa State, 12/10/10
- FGM:** 9 at Michigan, 1/30/11
- FGA:** 14 vs. Iowa State, 12/10/10
- FTM:** 8, 2x, last at Indiana, 2/5/11
- FTA:** 11 vs. Ohio State, 1/4/11
- Assists:** 2, 3x, last vs. Michigan, 1/14/12
- Steals:** 2, 4x, last at Wisconsin, 12/31/11
- Blocks:** 7 vs. Iowa State, 12/10/10
- Minutes:** 37 vs. Wisconsin, 2/9/11

CAREER STATISTICS

YEAR	G/GS	FG-A	PCT	3-PT	PCT	FT-A	PCT	RB	AVG	PF-FO	AS	TO	BK	ST	PTS	AVG
Fresh.	31/31	131-229	.572	0-0	.000	80-112	.714	210	6.8	83-2	9	65	41	12	342	11.0
Soph.	34/21	101-195	.518	0-0	.000	68-104	.654	160	4.7	66-0	11	45	36	18	270	7.9
TOTALS	65/52	232-424	.547	0-0	.000	148-216	.685	370	5.7	149-2	20	110	77	30	612	9.4



IOWA HAWKEYE BASKETBALL

Updated Iowa Player Bio

Andrew Brommer



20

Sr., 6-9, 247, Forward
Rosemount, Minn.
Rosemount HS

- Missed three games due to an injured knee (Chicago State, Northern Illinois and Creighton)
- Has played in 102 career games
- Shooting 65.2 percent from the field this season (15-of-23)
- Grabbed five rebounds in win over NC A&T before reinjuring his knee
- Recorded four points and three rebounds in nine minutes of action against Campbell
- Collected a personal-best three steals in win over IPFW
- Tallied two points, three rebounds and made both free throw attempts vs. Clemson
- Netted a season-high nine points and collected four rebounds and a game-high two blocks in victory over Brown
- Registered a season-high 22 minutes at UNI
- Notched two steals against #6 Ohio State
- Scored two points, snagged four rebounds and blocked a shot in home win over #18 Indiana
- Recorded two rebounds, one assist and a steal in win at Nebraska

2011-12 Game-by-Game

Opponent	Date	gs	min	Total		3-Pointers		Free throws		Rebounds				pf	a	t/o	blk	stl	pts	avg
				fg-fga	pct	3fg-fga	pct	ft-fa	pct	off	def	tot	avg							
NORTH CAROLINA A&T	11/14/11	6	1-1	1.000	0-0	.000	0-2	.000	1	4	5	5.0	3	0	1	0	1	2	2.0	
CAMPBELL	11/23/11	9	2-2	1.000	0-0	.000	0-0	.000	1	2	3	4.0	2	0	0	0	0	4	3.0	
IPFW	11/26/11	21	2-2	1.000	0-0	.000	1-5	.200	1	3	4	4.0	4	1	0	0	3	5	3.7	
CLEMSON	11/29/11	15	0-2	.000	0-0	.000	2-2	1.000	2	1	3	3.8	0	0	1	0	0	2	3.3	
BROWN	12/03/11	12	3-3	1.000	0-0	.000	3-6	.500	3	1	4	3.8	3	0	2	2	1	9	4.4	
at Northern Iowa	12/06/11	22	2-2	1.000	0-0	.000	0-0	.000	1	3	4	3.8	2	1	1	0	0	4	4.3	
at Iowa State	12/09/11	12	0-1	.000	0-0	.000	0-0	.000	0	1	1	3.4	3	0	1	0	1	0	3.7	
DRAKE	12/17/11	13	2-2	1.000	0-0	.000	0-0	.000	1	1	2	3.3	2	0	2	0	1	4	3.8	
CENTRAL ARKANSAS	12/19/11	15	0-2	.000	0-0	.000	1-4	.250	1	4	5	3.4	1	1	0	0	0	1	3.4	
BOISE STATE	12/22/11	9	0-0	.000	0-0	.000	0-0	.000	0	0	0	3.1	2	0	0	0	0	0	3.1	
PURDUE	12/28/11	6	0-0	.000	0-0	.000	2-4	.500	0	0	0	2.8	0	0	1	0	0	2	3.0	
at Wisconsin	12/31/11	1	0-0	.000	0-0	.000	0-0	.000	0	0	0	2.6	2	0	1	0	0	0	2.8	
at Minnesota	01/04/12	4	1-1	1.000	0-0	.000	0-0	.000	1	0	1	2.5	0	0	0	0	0	2	2.7	
OHIO STATE	01/07/12	10	0-0	.000	0-0	.000	0-0	.000	0	0	0	2.3	1	0	0	0	2	2.5		
at Michigan State	01/10/12	7	0-0	.000	0-0	.000	0-0	.000	1	0	1	2.2	2	1	0	0	0	0	2.3	
MICHIGAN	01/14/12	3	0-1	.000	0-0	.000	0-0	.000	0	0	0	2.1	2	0	0	0	0	0	2.1	
at Purdue	01/17/12	1	0-0	.000	0-0	.000	0-0	.000	0	0	0	1.9	1	0	1	0	0	0	2.1	
NEBRASKA	01/26/12	5	0-0	.000	0-0	.000	0-0	.000	0	1	1	1.9	1	0	0	0	0	0	1.9	
at Indiana	01/29/12	2	0-0	.000	0-0	.000	0-0	.000	0	0	0	1.8	0	0	0	0	0	0	1.8	
at Northwestern	02/09/12	1	0-0	.000	0-0	.000	2-2	1.000	0	0	0	1.7	3	0	0	0	0	2	1.9	
at Penn State	02/16/12	7	0-0	.000	0-0	.000	0-0	.000	0	0	0	1.6	1	0	0	0	0	0	1.8	
INDIANA	02/19/12	10	1-1	1.000	0-0	.000	0-0	.000	2	2	4	1.7	1	0	0	1	0	2	1.8	
WISCONSIN	02/23/12	3	0-0	.000	0-0	.000	0-0	.000	0	0	0	1.7	1	0	1	0	0	0	1.7	
at Illinois	02/26/12	3	0-0	.000	0-0	.000	0-0	.000	0	1	1	1.6	0	0	0	0	0	0	1.6	
at Nebraska	02/29/12	14	0-1	.000	0-0	.000	0-0	.000	1	1	2	1.6	2	1	1	0	1	0	1.6	
NORTHWESTERN	03/03/12	5	1-1	1.000	0-0	.000	0-0	.000	1	0	1	1.6	0	0	1	0	0	2	1.6	
vs Illinois	03/08/12	9	0-1	.000	0-0	.000	1-2	.500	1	0	1	1.6	0	1	0	0	0	1	1.6	
vs Michigan State	03/09/12	6	0-0	.000	0-0	.000	0-0	.000	0	0	0	1.5	3	0	1	1	1	0	1.5	
DAYTON	03/13/12	3	0-0	.000	0-0	.000	0-0	.000	0	0	0	1.5	0	0	1	0	0	0	1.4	
at Oregon	03/18/12	3	0-1	.000	0-0	.000	0-0	.000	0	1	1	1.5	1	0	1	0	0	0	1.4	
Totals		0	237	15-24	.625	0-0	.000	12-27	.444	18	26	44	1.5	43	6	17	4	11	42	1.4

Games played: 30
 Minutes/game: 7.9
 Points/game: 1.4
 FG Pct: 62.5
 FT Pct: 44.4

Rebounds/game: 1.5
 Assists/game: 0.2
 Turnovers/game: 0.6
 Assist/turnover ratio: 0.4
 Steals/game: 0.4

Personal Bests

- Points:** 12, 2x, last at Ohio State, 1/19/11
- Rebounds:** 6 at Ohio State, 1/19/11
- FGM:** 6 vs. Iowa State, 12/10/10
- FGA:** 8 at Ohio State, 1/19/11
- FTM:** 4 vs. Tennessee State, 1/12/10
- FTA:** 8 vs. West Virginia, 11/28/08
- Assists:** 3, 2x, last vs. Ohio State, 1/4/11
- Steals:** 3, vs. IPFW, 11/26/11
- Blocks:** 4 vs. Minnesota, 2/13/11
- Minutes:** 30 at Ohio State, 1/19/11

CAREER STATISTICS

YEAR	G/GS	FG-A	PCT	3-PT	PCT	FT-A	PCT	RB	AVG	PF-FO	AS	TO	BK	ST	PTS	AVG
Fresh.	20/0	9-17	.529	0-0	.000	5-22	.227	23	1.2	29-1	2	7	9	2	23	1.2
Soph.	22/0	10-26	.385	0-1	.000	18-24	.750	28	1.2	38-3	9	11	7	7	38	1.7
Junior	31/0	41-72	.569	0-0	.000	14-33	.424	74	2.4	66-1	22	30	15	6	96	3.1
Senior	29/0	15-23	.652	0-0	.000	12-27	.444	43	1.5	42-0	6	16	4	11	42	1.4
TOTALS	102/0	75-138	.543	0-1	.000	49-106	.462	168	1.7	175-5	39	64	35	26	199	2.0



IOWA HAWKEYE BASKETBALL

Updated Iowa Player Bio

Bryce Cartwright



24

Sr., 6-1, 188, Guard
Compton, Calif.
Dominguez HS
Fresno State/Paris JC

- Team co-captain this season
- 2011 Honorable mention all-Big Ten by league media
- Attended the same high school as Tyson Chandler, Cedric Ceballos, Dennis Johnson and Tayshaun Prince
- Named Big Ten Player of the Week by the websites *College Sports Madness* and *NetScouts Basketball* on Jan. 2
- Missed three games this year due to injury (Northern Iowa - hamstring; Penn State and Indiana - ankle)
- Led the team or shared the team lead in assists 13 of the last 15 contests played
- Credited with 64 assists the last 11 games played (5.8 avg.) and 21 assists the last three games (7.0)
- Dished out five assists or more 17 times this season, including 11 of the last 15 contests played
- Ranks second in Big Ten assists (4.6) and sixth in assist-to-turnover ratio (1.9)
- Collected a game-high six assists to go along with 12 points in win over NC A&T
- Dished out nine assists in only 19 minutes of action in win over Northern Illinois
- Was a perfect 2-of-2 from 3-point territory finishing with nine points vs. Creighton
- Shared team high in assists with five in win over IPFW
- Notched 12 points, all in the second half, and had three assists in win over Drake, making a career-best eight free throws (8-of-8)
- Tallied a game-high eight assists in the win over Central Arkansas
- Netted a season-high 17 points and dished out a game-high five assists in win at #11 Wisconsin
- Game-high five assists in win over #13 Michigan

2011-12 Game-by-Game

Opponent	Date	gs	min	Total		3-Pointers		Free throws		Rebounds				pts	avg						
				fg-fga	pct	3fg-fga	pct	ft-fa	pct	off	def	tot	avg			pf	a	t/o	bik	stl	
CHICAGO STATE	11/11/11	*	15	1-5	.200	0-1	.000	0-0	.000	0	2	2	2.0	0	4	3	0	1	2	2.0	
NORTH CAROLINA A&T	11/14/11	*	27	4-11	.364	0-4	.000	4-4	1.000	1	1	2	2.0	4	6	1	0	2	12	7.0	
NORTHERN ILLINOIS	11/17/11	*	19	1-5	.200	0-1	.000	2-2	1.000	0	1	1	1.7	0	9	0	0	0	4	6.0	
vs Creighton	11/20/11	*	20	3-4	.750	2-2	1.000	1-2	.500	0	1	1	1.5	1	1	0	0	0	9	6.8	
CAMPBELL	11/23/11	*	26	2-8	.250	0-0	.000	0-0	.000	0	1	1	1.4	2	2	3	0	2	4	6.2	
IPFW	11/26/11	*	34	4-8	.500	0-0	.000	4-5	.800	0	3	3	1.7	0	5	4	0	1	12	7.2	
CLEMSON	11/29/11	*	28	2-11	.182	0-1	.000	3-4	.750	0	2	2	1.7	0	2	2	0	1	7	7.1	
BROWN	12/03/11	*	28	2-7	.286	0-0	.000	0-0	.000	0	3	3	1.9	2	5	1	0	2	4	6.8	
at Iowa State	12/09/11		6	0-1	.000	0-0	.000	0-0	.000	0	0	0	1.7	0	2	2	0	0	0	6.0	
DRAKE	12/17/11		28	2-9	.222	0-1	.000	8-8	1.000	0	1	1	1.6	1	3	3	0	1	12	6.6	
CENTRAL ARKANSAS	12/19/11		17	1-6	.167	0-0	.000	0-0	.000	2	1	3	1.7	0	8	3	0	2	2	6.2	
BOISE STATE	12/22/11		10	0-3	.000	0-1	.000	1-2	.500	0	2	2	1.8	1	2	1	0	0	1	5.8	
PURDUE	12/28/11		21	4-10	.400	0-3	.000	0-1	.000	0	1	1	1.7	0	4	1	0	0	8	5.9	
at Wisconsin	12/31/11		31	7-12	.583	0-0	.000	3-3	1.000	1	1	2	1.7	1	5	1	0	0	17	6.7	
at Minnesota	01/04/12		18	1-2	.500	0-0	.000	4-4	1.000	0	0	0	1.6	2	2	4	0	0	6	6.7	
OHIO STATE	01/07/12		20	2-6	.333	1-1	1.000	0-0	.000	0	2	2	1.6	1	2	3	0	1	5	6.6	
at Michigan State	01/10/12		17	1-5	.200	0-0	.000	0-0	.000	0	0	0	1.5	1	5	5	0	1	2	6.3	
MICHIGAN	01/14/12		16	2-6	.333	0-1	.000	0-0	.000	0	1	1	1.5	3	5	1	0	2	4	6.2	
at Purdue	01/17/12		19	3-6	.500	0-1	.000	1-2	.500	0	3	3	1.6	2	3	2	0	0	7	6.2	
NEBRASKA	01/26/12		20	1-4	.250	0-1	.000	0-0	.000	0	0	0	1.5	1	5	3	0	1	2	6.0	
at Indiana	01/29/12	*	25	2-2	1.000	0-0	.000	4-6	.667	0	2	2	1.5	3	8	6	0	1	8	6.1	
MINNESOTA	02/01/12	*	29	2-9	.222	0-1	.000	2-4	.500	0	4	4	1.6	1	4	2	0	1	6	6.1	
PENN STATE	02/04/12	*	34	5-9	.556	0-0	.000	7-8	.875	0	7	7	1.9	2	5	1	0	0	17	6.6	
at Northwestern	02/09/12	*	31	1-4	.250	0-0	.000	0-2	.000	0	3	3	1.9	3	5	5	0	1	2	6.4	
WISCONSIN	02/23/12		14	0-1	.000	0-0	.000	0-0	.000	0	2	2	1.9	0	3	2	0	1	0	6.1	
at Illinois	02/26/12		14	0-3	.000	0-1	.000	0-0	.000	0	0	0	1.8	1	2	2	0	0	0	5.9	
at Nebraska	02/29/12		34	5-10	.500	1-1	1.000	0-1	.000	1	3	4	1.9	2	5	4	0	0	11	6.1	
NORTHWESTERN	03/03/12	*	35	3-5	.600	0-0	.000	0-0	.000	1	5	6	2.1	4	8	6	0	1	6	6.1	
vs Illinois	03/08/12	*	33	2-7	.286	0-1	.000	1-2	.500	1	2	3	2.1	1	7	2	1	1	5	6.0	
vs Michigan State	03/09/12	*	20	0-5	.000	0-0	.000	0-0	.000	0	0	0	2.0	2	6	2	0	2	0	5.8	
DAYTON	03/13/12	*	35	1-4	.250	0-1	.000	3-4	.750	1	3	4	2.1	0	11	2	1	0	5	5.8	
at Oregon	03/18/12	*	33	6-11	.545	0-0	.000	0-0	.000	0	2	2	2.1	3	10	2	0	4	12	6.0	
Totals			17	757	70-199	.352	4-23	.174	48-64	.750	8	59	67	2.1	44	154	79	2	29	192	6.0

Games played: 32
 Minutes/game: 23.7
 Points/game: 6.0
 FG Pct: 35.2
 3FG Pct: 17.4

Rebounds/game: 2.1
 Assists/game: 4.8
 Turnovers/game: 2.5
 Assist/turnover ratio: 1.9
 Steals/game: 0.9

- Notched a team-high eight assists at #16 Indiana, to go along with eight points
- Tallied six points, four rebounds and four assists in home win over Minnesota, including making the two go-ahead free throws in the closing minute
- Recorded a career-high seven rebounds and equaled a season high with 17 points in home win over Penn State, to go along with a team-high five assists
- Netted 11 points and four rebounds to go along with a team-high five assists in win at Nebraska
- Tallied team-high eight assists, while scoring six points and grabbing six rebounds vs. Northwestern
- Seven assists in Big Ten Tournament win over Illinois
- Equaled a game high with six assists against #8 Michigan State in Big Ten Tournament quarterfinal game
- Tallied a career-best 11 assists in NIT first round win over Dayton, marking the most for an Iowa player in an NIT game

Personal Bests

Points: 25 vs. N'western, 1/12/11
Rebounds: 7 vs. Penn State, 2/4/12
FGM: 9 vs. N'western, 1/12/11
FGA: 19 vs. La. Tech, 12/21/10
3-pt FG: 3, 2x, last vs. Minnesota, 2/13/11
3-pt FGA: 7 vs. Minnesota, 2/13/11
FTM: 8 vs. Drake, 12/17/11
FTA: 8, 3x, last vs. Penn State, 2/4/12
Assists: 11 vs. Dayton, 3/13/12
Steals: 4 vs. Long Beach State, 11/22/10
Blocks: 1, 4x, last vs. Illinois, 3/08/12
Minutes: 44 at New Mexico State, 2/14/09

CAREER STATISTICS

YEAR	G/GS	FG-A	PCT	3-PT	PCT	FT-A	PCT	RB	AVG	PF-FO	AS	TO	BK	ST	PTS	AVG
Fresh.	34/20	58-155	.374	17-65	.262	34-46	.739	60	1.8	45-1	109	68	2	27	167	4.9
Soph.	At Paris Junior College															
Junior	31/26	134-341	.393	19-69	.275	52-75	.693	90	2.9	42-0	182	102	1	28	339	10.9
Senior	31/16	64-188	.340	4-23	.174	48-64	.750	65	2.1	41-0	144	77	2	25	180	5.8
TOTALS	96/62	256-684	.374	40-157	.255	134-185	.724	215	2.2	128-1	435	247	5	80	686	7.1



IOWA HAWKEYE BASKETBALL

Updated Iowa Player Bio

Cody Cox



3

So., 6-4, 196, Forward
Waterloo, Iowa
Waterloo West

- Non-scholarship athlete
- Competed in six career contests

Personal Bests

Points: ---
 Rebounds: 1 vs. Chicago State, 11/11/11
 FGM: ---
 FGA: 2 vs. SIUE, 11/26/10
 3-pt FG: ---
 3-pt FGA: 1 vs. SIUE, 11/26/10
 FTM: ---
 FTA: ---
 Assists: 1 vs. SIUE, 11/26/10
 Steals: 1 vs. SIUE, 11/26/10
 Blocks: ---
 Minutes: 7 vs. SIUE, 11/26/10

2011-12 Game-by-Game

Opponent	Date	gs	min	Total		3-Pointers		Free throws		Rebounds				pf	a	t/o	blk	stl	pts	avg
				fg-fga	pct	3fg-fga	pct	ft-fa	pct	off	def	tot	avg							
CHICAGO STATE	11/11/11	3	0-0	.000	0-0	.000	0-0	.000	0	1	1	1.0	0	0	0	0	0	0	0.0	
NORTHERN ILLINOIS	11/17/11	2	0-0	.000	0-0	.000	0-0	.000	0	0	0	0.5	0	0	0	0	0	0.0		
CENTRAL ARKANSAS	12/19/11	2	0-0	.000	0-0	.000	0-0	.000	0	0	0	0.3	1	0	1	0	0	0.0		
Totals		0	7	0-0	.000	0-0	.000	0-0	.000	0	1	1	0.3	1	0	1	0	0	0.0	

Games played: 3
Minutes/game: 2.3

Rebounds/game: 0.3
Turnovers/game: 0.3

CAREER STATISTICS

YEAR	G/GS	FG-A	PCT	3-PT	PCT	FT-A	PCT	RB	AVG	PF-FO	AS	TO	BK	ST	PTS	AVG
Fresh.	3/0	0-3	.000	0-1	.000	0-0	.000	0	0.0	1-0	1	0	0	1	0	0.0
Soph.	3/0	0-0	.000	0-0	.000	0-0	.000	1	0.3	1-0	0	1	0	0	0	0.0
TOTALS	6/0	0-3	.000	0-1	.000	0-0	.000	1	0.2	2-0	1	1	0	1	0	0.0



IOWA HAWKEYE BASKETBALL

Updated Iowa Player Bio

Kyle Denning



13

Fr., 6-2, 175, Guard
Cedar Falls, Iowa
Northern University HS

- Non-scholarship athlete
- Saw action in four games
- Sank both free throw attempts in four minutes of action in Iowa's season opening win over Chicago State
- Registered first career field goal and rebound in win over Central Arkansas

Personal Bests

Points: 2 vs. C. Arkansas, 12/19/11
Rebounds: 1 vs. C. Arkansas, 12/19/11
FGM: 1 vs. C. Arkansas, 12/19/11
FGA: 2 vs. C. Arkansas, 12/19/11
3-pt FG: ---
3-pt FGA: 1 vs. C. Arkansas, 12/19/11
FTM: 2 vs. Chicago State, 11/11/11
FTA: 2 vs. Chicago State, 11/11/11
Assists: ---
Steals: ---
Blocks: ---
Minutes: 4 vs. Chicago State, 11/11/11

2011-12 Game-by-Game

Opponent	Date	gs	min	Total		3-Pointers		Free throws		Rebounds				pf	a	t/o	blk	stl	pts	avg
				fg-fga	pct	3fg-fga	pct	ft-fa	pct	off	def	tot	avg							
CHICAGO STATE	11/11/11	4	0-0	.000	0-0	.000	2-2	1.000	0	0	0	0.0	0	0	0	0	0	0	2	2.0
NORTHERN ILLINOIS	11/17/11	2	0-0	.000	0-0	.000	0-0	.000	0	0	0	0.0	0	0	0	0	0	0	0	1.0
BROWN	12/03/11	0	0-0	.000	0-0	.000	0-0	.000	0	0	0	0.0	0	0	0	0	0	0	0	0.7
CENTRAL ARKANSAS	12/19/11	3	1-2	.500	0-1	.000	0-0	.000	0	1	1	0.3	0	0	1	0	0	2	1.0	
Totals		0	9	1-2	.500	0-1	.000	2-2	1.000	0	1	1	0.3	0	0	1	0	4	1.0	

Games played: 4
 Minutes/game: 2.3
 Points/game: 1.0
 FG Pct: 50.0
 3FG Pct: 0.0
 FT Pct: 100.0

Rebounds/game: 0.3
 Turnovers/game: 0.3

CAREER STATISTICS

YEAR	G/GS	FG-A	PCT	3-PT	PCT	FT-A	PCT	RB	AVG	PF-FO	AS	TO	BK	ST	PTS	AVG
Fresh.	4/0	1-2	.500	0-1	.000	2-2	1.000	1	0.3	0-0	0	1	0	0	4	1.0



IOWA HAWKEYE BASKETBALL

Updated Iowa Player Bio

Matt Gatens



5

Sr., 6-5, 212, Guard
Iowa City, Iowa
City HS

- Two-time team co-captain
- Voted second team all-Big Ten by the league's media and third team by the coaches, and also named the team's Big Ten Sportsmanship Award honoree
- One of only two Hawkeyes to ever have 1,600+ points, 400+ rebounds, 250+ assists and 125+ steals (Roy Marble)
- Voted "Capital One Impact Performer of the Week" for week eight on ESPN.com
- Averaged 19.6 points per game the last eight contests
- Led Iowa in scoring in seven-straight games from Feb. 16 to March 8, which is the longest streak by a Hawkeye since Andre Woolridge led his squad seven straight games in 1997
- Named to the Dale Howard Classic All-Tournament team
- Earned first career Big Ten Player of the Week award on Feb. 27 when he shared the honor with Purdue's Robbie Hummel
- Ranks sixth in Iowa career scoring (1,628)

- Named NetScouts Basketball's Big Ten Player of the Week on Feb. 21 and Feb. 29
- Only missed two games in his career due to injury (2010 vs. South Dakota State and UL Monroe)
- His 21.6 February scoring average ranked third-best in the Big Ten
- His 17.0 scoring average in Big Ten play ranked fifth overall and second among conference seniors
- Has made 42.0 percent (74-of-176) of his 3-point attempts this season, which is the best percentage by a Hawkeye (minimum of 125 attempts) since Kent McCausland made 52 percent (70-of-134) during the 1996-97 season
- Posted double figures 89 times in his career, including 27-of-34 games this season
- Made 40-of-113 (.354) from 3-point range the first 25 games of the season. Gatens has made 53.1 percent (34-of-64) from long distance the last nine outings.
- Scored 85 points vs. Indiana, Wisconsin and Illinois marking the first time a Hawkeye netted 85 points or more in three straight games against conference competition since Roy Marble (86) in 1989
- Surpassed the 20-point plateau fourth consecutive games (Penn State, Indiana, Wisconsin, Illinois) marking the first time a Hawkeye netted 20+ points in four straight games against Big Ten competition since Andre Woolridge in 1997
- Ranks second in Iowa career 3-pointers (238)
- Posted back-to-back career highs against Indiana (30) and then #15 Wisconsin (33)
- First Big Ten player to score 30+ versus two teams (#18 Indiana and #15 Wisconsin) that were both in AP Top 25 since 1996-97
- Ranks fourth in Big Ten career free throw percentage, minimum 350 attempts (.863, 346-401)
- Fourth Big Ten player in the last 10 seasons to score 30+ points in back-to-back games versus conference opponents

- Made his last seven triples in Iowa's win over #18 Indiana (2/19) and first five 3-pointers in win vs. #15 Wisconsin (2/23), extending his consecutive school record to 12
- Has missed five free throws in final five minutes of a contest this season (37-of-42), including 21-of-23 in the final minute
- Ranks third in Big Ten and 41st in the country in free throw percentage this season (.854, 111-130)
- Leads team in scoring and ranks eighth in the Big Ten (15.4)
- Has scored 20 points or more in a game 18 times in his career, including nine times this year
- Poured in 27 points and also had six rebounds, four assists and two steals in win over NC A&T
- Notched a team-high 17 points against Campbell, adding five rebounds, two assists and two steals
- Posted a team-high 22 points and dished out five assists in win over IPFW
- Led team with 20 points in win over Drake, adding six rebounds and a game-high three steals
- Grabbed a personal-best 12 rebounds and matched a career high with two blocks in win at #11 Wisconsin
- Snagged six rebounds and led all scorers with 19 points in win at Minnesota
- Tallied a team-high 19 points in win over #13 Michigan
- Had 20 points and a season-high four steals at #16 Indiana, equaling a career-high with nine field goals
- Led team with a game-high 18 points in home win over Minnesota
- Tallied a team-high 16 points in road win at Nebraska
- Registered a team-high 18 points in home win over Penn State, to along with three steals and two assists; made 10-of-11 from the line
- Scored game-high 21 points, bolstered by 5-7 shooting from 3-point range in the second half, at Penn State

GATENS' RECENT 3-POINT ACCURACY

Big Ten, Most 3PM in a 3-Game Stretch - Since 1996-97 (All Games)

Matt Gatens, 2011-12 Iowa	19 (02/19/2012 - 02/26/2012)
Matt Gatens, 2011-12 Iowa	19 (02/16/2012 - 02/23/2012)
Jon Diebler, 2010-11 Ohio St	19 (02/27/2011 - 03/06/2011)
Jon Diebler, 2010-11 Ohio St	18 (03/01/2011 - 03/11/2011)
Talor Battle, 2010-11 Penn St	18 (02/13/2011 - 02/20/2011)
Je'Kel Foster, 2005-06 Ohio St	18 (02/04/2006 - 02/12/2006)
Kevin Turner, 1997-98 Illinois	18 (12/30/1997 - 01/08/1998)

Big Ten, Most 3PM in a 3-Game Stretch - Since 1996-97 (Conf Games Only)

Matt Gatens, 2011-12 Iowa	19 (02/19/2012 - 02/26/2012)
Matt Gatens, 2011-12 Iowa	19 (02/16/2012 - 02/23/2012)
Jon Diebler, 2010-11 Ohio St	19 (02/27/2011 - 03/06/2011)
Jon Diebler, 2010-11 Ohio St	18 (03/01/2011 - 03/11/2011)
Talor Battle, 2010-11 Penn St	18 (02/13/2011 - 02/20/2011)
Je'Kel Foster, 2005-06 Ohio St	18 (02/04/2006 - 02/12/2006)
Michael Thompson, 2009-10 NW	16 (02/28/2010 - 03/11/2010)
Drew Neitzel, 2006-07 MSU	16 (02/13/2007 - 02/20/2007)
Dee Brown, 2004-05 Illinois	16 (02/23/2005 - 03/06/2005)
Joe Crispin, 1998-99 Penn St	16 (02/24/1999 - 03/04/1999)

Big Ten, Most 3PM in a 4-Game Stretch - Since 1996-97 (All Games)

Matt Gatens, 2011-12 Iowa	24 (02/16/2012 - 02/26/2012)
Matt Gatens, 2011-12 Iowa	22 (02/09/2012 - 02/23/2012)
Jon Diebler, 2010-11 Ohio St	22 (02/22/2011 - 03/06/2011)
Jon Diebler, 2009-10 Ohio St	22 (11/24/2009 - 12/05/2009)
Anthony Tucker, 2008-09 Iowa	22 (11/20/2008 - 11/28/2008)
Jon Diebler, 2010-11 Ohio St	21 (03/01/2011 - 03/12/2011)
Talor Battle, 2010-11 Penn St	21 (02/10/2011 - 02/20/2011)
Je'Kel Foster, 2005-06 Ohio St	21 (01/30/2006 - 02/12/2006)

Big Ten, Most 3PM in a 4-Game Stretch - Since 1996-97 (Conf Games Only)

Matt Gatens, 2011-12 Iowa	24 (02/16/2012 - 02/26/2012)
Matt Gatens, 2011-12 Iowa	22 (02/09/2012 - 02/23/2012)
Jon Diebler, 2010-11 Ohio St	22 (02/22/2011 - 03/06/2011)
Jon Diebler, 2010-11 Ohio St	21 (03/01/2011 - 03/12/2011)
Talor Battle, 2010-11 Penn St	21 (02/10/2011 - 02/20/2011)
Jon Diebler, 2010-11 Ohio St	20 (02/27/2011 - 03/11/2011)
Je'Kel Foster, 2005-06 Ohio St	20 (01/28/2006 - 02/12/2006)
Dee Brown, 2004-05 Illinois	20 (02/16/2005 - 03/03/2005)



IOWA HAWKEYE BASKETBALL

Updated Iowa Player Bio

2011-12 Game-by-Game

Opponent	Date	gs	min	Total		3-Pointers		Free throws		Rebounds				pf	a	t/o	blk	stl	pts	avg	
				fg-fga	pct	3fg-fga	pct	ft-fa	pct	off	def	tot	avg								
CHICAGO STATE	11/11/11	*	16	2-5	.400	1-4	.250	2-2	1.000	1	0	1	1.0	3	2	0	0	1	7	7.0	
NORTH CAROLINA A&T	11/14/11	*	34	9-15	.600	4-10	.400	5-6	.833	4	2	6	3.5	2	4	1	0	2	27	17.0	
NORTHERN ILLINOIS	11/17/11	*	20	5-6	.833	3-4	.750	2-2	1.000	1	1	2	3.0	1	2	1	0	1	15	16.3	
vs Creighton	11/20/11	*	35	5-12	.417	2-7	.286	1-1	1.000	1	3	4	3.3	2	1	1	0	3	13	15.5	
CAMPBELL	11/23/11	*	40	5-12	.417	1-5	.200	6-6	1.000	1	4	5	3.6	3	2	1	0	2	17	15.8	
IPFW	11/26/11	*	33	6-12	.500	2-3	.667	8-9	.889	0	4	4	3.7	1	5	2	0	2	22	16.8	
CLEMSON	11/29/11	*	33	1-6	.167	0-1	.000	6-7	.857	0	0	0	3.1	2	0	1	0	1	8	15.6	
BROWN	12/03/11	*	30	3-8	.375	1-2	.500	2-2	1.000	1	1	2	3.0	1	1	0	0	1	9	14.8	
at Northern Iowa	12/06/11	*	37	3-9	.333	0-4	.000	0-0	.000	0	4	4	3.1	3	1	1	0	2	6	13.8	
at Iowa State	12/09/11	*	39	3-7	.429	3-6	.500	2-2	1.000	0	4	4	3.2	4	1	2	0	0	11	13.5	
DRAKE	12/17/11	*	40	7-14	.500	1-5	.200	5-7	.714	3	3	6	3.5	2	2	1	0	3	20	14.1	
CENTRAL ARKANSAS	12/19/11	*	22	5-9	.556	1-4	.250	0-0	.000	1	4	5	3.6	2	5	3	0	2	11	13.8	
BOISE STATE	12/22/11	*	38	5-11	.455	1-4	.250	5-5	1.000	1	1	2	3.5	2	3	0	0	1	16	14.0	
PURDUE	12/28/11	*	36	3-9	.333	1-2	.500	4-4	1.000	2	4	6	3.6	1	5	0	0	0	11	13.8	
at Wisconsin	12/31/11	*	34	2-9	.222	0-1	.000	2-2	1.000	2	10	12	4.2	1	3	0	2	0	6	13.3	
at Minnesota	01/04/12	*	36	7-11	.636	2-5	.400	3-6	.500	3	3	6	4.3	1	3	0	0	3	19	13.6	
OHIO STATE	01/07/12	*	27	3-8	.375	0-3	.000	0-0	.000	2	3	5	4.4	1	0	4	0	2	6	13.2	
at Michigan State	01/10/12	*	28	4-9	.444	2-5	.400	1-2	.500	1	2	3	4.3	2	1	1	0	1	11	13.1	
MICHIGAN	01/14/12	*	38	5-10	.500	4-7	.571	5-5	1.000	1	2	3	4.2	1	1	0	0	3	19	13.4	
at Purdue	01/17/12	*	38	4-9	.444	1-2	.500	3-4	.750	1	5	6	4.3	2	2	2	1	3	12	13.3	
NEBRASKA	01/26/12	*	35	5-13	.385	2-8	.250	0-0	.000	0	0	0	4.1	3	1	0	0	0	12	13.2	
at Indiana	01/29/12	*	35	9-13	.692	1-4	.250	1-1	1.000	1	1	2	4.0	2	0	4	0	4	20	13.5	
MINNESOTA	02/01/12	*	38	7-14	.500	2-6	.333	2-4	.500	1	1	2	3.9	2	0	0	1	1	18	13.7	
PENN STATE	02/04/12	*	34	3-8	.375	2-6	.333	10-11	.909	2	2	4	3.9	1	3	0	0	2	18	13.9	
at Northwestern	02/09/12	*	35	5-10	.500	3-5	.600	2-2	1.000	0	2	2	3.8	2	1	1	0	0	15	14.0	
at Penn State	02/16/12	*	38	6-13	.462	5-7	.714	4-4	1.000	1	3	4	3.8	3	1	1	1	0	21	14.2	
INDIANA	02/19/12	*	40	10-18	.556	7-10	.700	3-3	1.000	1	3	4	3.9	0	0	2	0	3	30	14.8	
WISCONSIN	02/23/12	*	39	12-18	.667	7-10	.700	2-3	.667	0	3	3	3.8	1	2	0	0	0	33	15.5	
at Illinois	02/26/12	*	40	6-11	.545	5-6	.833	5-7	.714	0	2	2	3.8	3	0	3	0	2	22	15.7	
at Nebraska	02/29/12	*	40	4-11	.364	3-8	.375	5-7	.714	1	4	5	3.8	0	2	1	0	0	16	15.7	
NORTHWESTERN	03/03/12	*	38	6-12	.500	2-7	.286	3-3	1.000	0	4	4	3.8	3	3	0	0	1	17	15.7	
vs Illinois	03/08/12	*	36	7-12	.583	2-5	.400	4-4	1.000	0	3	3	3.8	2	1	2	0	1	20	15.9	
vs Michigan State	03/09/12	*	38	1-6	.167	1-4	.250	7-7	1.000	1	0	1	3.7	2	4	1	0	1	10	15.7	
DAYTON	03/13/12	*	37	2-9	.222	2-6	.333	1-2	.500	0	2	2	3.6	3	4	1	1	0	7	15.4	
at Oregon	03/18/12	*	35	3-10	.300	1-7	.143	0-0	.000	1	0	1	3.6	2	3	1	0	0	7	15.2	
Totals			35	12/12	173-369	.469	75-183	.410	111-130	.854	35	90	125	3.6	66	69	38	6	48	532	15.2

Games played: 35
 Minutes/game: 34.6
 Points/game: 15.2
 FG Pct: 46.9
 3FG Pct: 41.0

Rebounds/game: 3.6
 Assists/game: 2.0
 Turnovers/game: 1.1
 Assist/turnover ratio: 1.8
 Steals/game: 1.4

- Netted 22 of his 30 points, bolstered by making seven consecutive 3-pointers, and collected three steals in home win over #18 Indiana
- Made his first five 3-pointers at Illinois, finishing with a game-high 22 points
- Recorded a team-high 16 points, including a game-best three 3-pointers (3-of-8), to go along with five rebounds in win at Nebraska
- Scored a team-high 17 points, while grabbing four rebounds vs. Northwestern
- Scored a team-high 20 points in Big Ten Tournament win over Illinois, including 4-of-4 free throws in final 37 seconds of 64-61 win
- Tallied 10 points and four assists against #8 Michigan State in Big Ten Tournament quarterfinal game
- Registered seven points and four assists in first round NIT victory over Dayton

Personal Bests

- Points:** 33 vs. Wisconsin, 2/23/12
- Rebounds:** 12 at Wisconsin, 12/31/11
- FGM:** 12 vs. Wisconsin, 2/23/12
- FGA:** 21 at Minnesota, 1/16/11
- 3-pt FG:** 7, 2x, last vs. Wisconsin, 2/23/12
- 3-pt FGA:** 11 vs. Minnesota, 2/13/11
- FTM:** 11 vs. Indiana, 1/23/11
- FTA:** 12, 2x, last vs. Indiana, 1/23/11
- Assists:** 8 vs. SC State, 12/21/09
- Steals:** 5 vs. Idaho State, 12/4/10
- Blocks:** 2, 2x, last at Wisconsin, 12/31/11
- Minutes:** 50 vs. Penn State, 3/7/09

GATENS IN THE BIG TEN

All Games	Rank	Avg.
Free Throw Percentage	3rd	.854
3-Pointers Made	4th	2.2
Steals	8th	1.4
Scoring	8th	15.4
3-Point Percentage	11th	.420
Minutes Played	8th	34.6

Conference Games Only	Rank	Avg.
3-Pointers Made	1st	2.7
3-Point Percentage	3rd	.480
Scoring	5th	17.0
FT Percentage	9th	.809
Steals	7th	1.4
Minutes Played	9th	36.1

GATENS IN FEBRUARY

Best 3-point percentage

Division I Players Feb. 16-March 3

Jordan Dysktra, S. Dakota St. .722 (13-18)

Matt Gatens, Iowa .604 (29-48)

Scott Christopherson, Iowa St. .528 (19-36)

Minimum 10 3-pt FG made

Most Points Per Game

Big Ten Players – February, 2012

John Shurna, Northwestern 22.8

Tim Frazier, Penn State 21.8

Matt Gatens, Iowa 21.6

Robbie Hummel, Purdue 21.4

CAREER STATISTICS

YEAR	G/GS	FG-A	PCT	3-PT	PCT	FT-A	PCT	RB	AVG	PF-FO	AS	TO	BK	ST	PTS	AVG
Fresh.	32/32	109-258	.422	52-129	.403	75-83	.904	121	3.8	82-2	71	51	10	26	345	10.8
Soph.	32/32	125-338	.370	58-177	.328	84-101	.832	138	4.3	70-0	105	85	3	29	392	12.3
Junior	29/29	118-299	.395	54-163	.331	76-87	.874	71	2.4	44-1	53	42	3	38	366	12.6
Senior	34/34	170-359	.474	74-176	.420	111-130	.854	124	3.6	64-0	66	37	6	48	525	15.4
TOTALS	127/127	522-1254	.416	238-645	.369	346-401	.863	454	3.6	260-3	295	215	22	141	1628	12.8



IOWA HAWKEYE BASKETBALL

Updated Iowa Player Bio

Roy Devyn Marble



4

So., 6-6, 194, Guard/Forward
Southfield, Mich.
Lathrup HS

- Father Roy, is a three-time all-Big Ten performer and Iowa MVP, and Iowa's all-time leading scorer
- Named Big Ten Player of the Week by the website *College Sports Madness* on Dec. 26
- One of only three Big Ten players (Penn State's Tim Frazier, Michigan State's Draymond Green) to be ranked in the top five in steals, top ten in assists and top 25 in scoring
- Boasts a 1.9 assist/turnover ratio (121 assists to only 61 turnovers), which ranks fifth in the Big Ten and 83rd nationally
- Grabbed seven boards or more in three of the last 11 contests, including pulling down a career-high eight in both games against Penn State
- Recorded at least one steal in 28-of-34 games, including collecting a personal-best four thefts twice
- Dished out four assists or more 16 times this year, five or more 10 times, and was credited with a career-high eight vs. #15 Wisconsin
- Posted double figures 26 times in his career, including 23 of the last 30 games
- Scored a career and game-high 21 points at Iowa State, making a career-best 10-of-11 from the free throw line; added five assists
- Made first two starts of the season at point guard on the road (Northern Iowa and Iowa State)
- Scored 11 points, collected four assists, seven rebounds and three steals in victory over Brown
- Started first game of the season at UNI, leading team in points (14) and assists (4)
- Notched six assists in win over Central Arkansas, to go along with a game-high 19 points on 5-of-8 field goals and 9-of-10 free throw attempts
- Tallied or equaled career highs in rebounds (8) and blocks (3), to go along with 18 points on 5-of-10 field goals and 8-of-10 free throws and three steals in win over Boise State
- Opened the Big Ten season by dishing out six assists and scoring 17 points in home game vs. Purdue
- Had 12 points, and collected a team-high eight rebounds and three steals at #6 Michigan State
- Registered 13 points, six rebounds and four assists in win over #13 Michigan

2011-12 Game-by-Game

Opponent	Date	gs	min	Total		3-Pointers		Free throws		Rebounds				pf	a	t/o	blk	stl	pts	avg
				fg-fga	pct	3fg-fga	pct	ft-fga	pct	off	def	tot	avg							
CHICAGO STATE	11/11/11	21	3-6	.500	0-2	.000	0-0	.000	2	5	7	7.0	2	4	0	0	3	6	6.0	
NORTH CAROLINA A&T	11/14/11	13	2-6	.333	1-2	.500	0-0	.000	0	1	1	4.0	2	3	1	0	0	5	5.5	
NORTHERN ILLINOIS	11/17/11	17	2-8	.250	0-0	.000	1-2	.500	1	1	2	3.3	0	4	0	0	2	5	5.3	
vs Creighton	11/20/11	21	0-4	.000	0-1	.000	2-2	1.000	1	1	2	3.0	2	1	0	0	1	2	4.5	
CAMPBELL	11/23/11	32	6-12	.500	0-1	.000	2-2	1.000	1	0	1	2.6	3	4	0	1	1	14	6.4	
IPFW	11/26/11	22	4-6	.667	1-1	1.000	2-5	.400	1	1	2	2.5	3	2	3	0	1	11	7.2	
CLEMSON	11/29/11	17	2-8	.250	0-1	.000	2-2	1.000	0	0	0	2.1	0	1	0	1	1	6	7.0	
BROWN	12/03/11	23	4-9	.444	0-0	.000	3-3	1.000	3	4	7	2.8	2	4	0	0	3	11	7.5	
at Northern Iowa	12/06/11	* 37	7-12	.583	0-2	.000	0-3	.000	1	3	4	2.9	4	4	2	0	2	14	8.2	
at Iowa State	12/09/11	* 37	5-12	.417	1-1	1.000	10-11	.909	1	3	4	3.0	3	5	2	0	2	21	9.5	
DRAKE	12/17/11	* 19	3-7	.429	0-1	.000	4-5	.800	0	1	1	2.8	1	5	2	0	2	10	9.5	
CENTRAL ARKANSAS	12/19/11	* 23	5-8	.625	0-0	.000	9-10	.900	2	1	3	2.8	0	6	1	0	1	19	10.3	
BOISE STATE	12/22/11	* 31	5-10	.500	0-0	.000	8-10	.800	1	7	8	3.2	1	5	1	3	3	18	10.9	
PURDUE	12/28/11	* 35	6-12	.500	0-1	.000	5-8	.625	1	0	1	3.1	2	6	0	1	1	17	11.4	
at Wisconsin	12/31/11	* 29	3-6	.500	0-0	.000	1-3	.333	0	4	4	3.1	2	1	0	0	7	11.1		
at Minnesota	01/04/12	* 33	4-10	.400	0-0	.000	1-5	.200	1	3	4	3.2	2	2	0	3	9	10.9		
OHIO STATE	01/07/12	* 29	1-8	.125	0-0	.000	3-4	.750	0	3	3	3.2	0	2	2	2	0	5	10.6	
at Michigan State	01/10/12	* 36	4-15	.267	2-3	.667	2-3	.667	3	5	8	3.4	3	4	0	3	12	10.7		
MICHIGAN	01/14/12	* 34	5-12	.417	0-1	.000	3-5	.600	2	4	6	3.6	2	4	1	1	13	10.8		
at Purdue	01/17/12	* 35	6-10	.600	1-2	.500	5-6	.833	1	4	5	3.7	2	3	4	0	0	18	11.2	
NEBRASKA	01/26/12	* 26	3-9	.333	0-1	.000	9-10	.900	2	1	3	3.6	2	3	1	0	2	15	11.3	
INDIANA	01/29/12	* 33	6-9	.667	0-1	.000	1-2	.500	1	2	3	3.6	1	5	0	1	13	11.4		
MINNESOTA	02/01/12	* 32	5-9	.556	1-2	.500	1-1	1.000	2	3	5	3.7	1	2	2	1	2	12	11.4	
PENN STATE	02/04/12	* 34	2-3	.667	0-0	.000	1-2	.500	1	7	8	3.8	2	2	4	1	1	5	11.2	
at Northwestern	02/09/12	* 33	3-6	.500	1-2	.500	3-3	1.000	1	1	2	3.8	0	3	2	0	1	10	11.1	
at Penn State	02/16/12	* 40	4-10	.400	0-2	.000	5-7	.714	2	6	8	3.9	1	6	3	0	1	13	11.2	
INDIANA	02/19/12	* 38	4-17	.235	0-2	.000	2-5	.400	3	4	7	4.0	2	7	2	0	4	10	11.1	
WISCONSIN	02/23/12	* 33	3-10	.300	1-4	.250	4-5	.800	1	2	3	4.0	3	8	3	0	2	11	11.1	
at Illinois	02/26/12	* 38	4-9	.444	0-1	.000	2-2	1.000	1	2	3	4.0	1	6	6	0	4	10	11.1	
at Nebraska	02/29/12	* 27	3-10	.300	2-5	.400	3-5	.600	0	3	3	3.9	1	3	3	0	0	11	11.1	
NORTHWESTERN	03/03/12	* 30	4-7	.571	1-2	.500	2-2	1.000	0	1	1	3.8	2	0	4	1	1	11	11.1	
vs Illinois	03/08/12	* 28	2-6	.333	1-2	.500	0-1	.000	2	1	3	3.8	0	3	1	0	2	5	10.9	
vs Michigan State	03/09/12	* 29	5-10	.500	1-2	.500	2-3	.667	0	4	4	3.8	0	3	1	0	0	13	11.0	
DAYTON	03/13/12	* 29	4-8	.500	1-3	.333	0-0	.000	0	2	2	3.8	2	3	2	1	2	9	10.9	
at Oregon	03/18/12	* 37	10-15	.667	7-8	.875	4-4	1.000	1	4	5	3.8	3	5	0	0	0	31	11.5	
Totals		27	1031	139-319	.436	22-56	.393	102-141	.723	39	94	133	3.8	57	126	61	14	53	402	11.5

Games played: 35
 Minutes/game: 29.5
 Points/game: 11.5
 FG Pct: 43.6
 3FG Pct: 39.3

Rebounds/game: 3.8
 Assists/game: 3.6
 Turnovers/game: 1.7
 Assist/turnover ratio: 2.1
 Steals/game: 1.5

- Recorded 18 points, five rebounds and three assists at Purdue
- Notched 15 points, three assists and two steals in home game against Nebraska, making 9-of-10 FTs
- Tallied 12 points, two assists and two steals in home win over Minnesota, scoring five crucial points in the last two and a half minutes to lead Iowa to the victory
- Equaled a career high with eight rebounds in home win over Penn State
- Played all 40 minutes, a career high, scored 13 points and matched personal best in rebounds (8) at Penn State
- Posted career high in steals (4), along with scoring 10 points, snagging seven rebounds and dishing out seven assists in home win over #18 Indiana
- Recorded career high in assists (8), while scoring 11 points in win over #15 Wisconsin
- Scored 10 points, while dishing out a game-high six assists and matching a career-high four steals at Illinois
- Recorded 11 points, three rebounds and three assists in road win over Nebraska

- Recorded 13 points, four rebounds and three steals against #8 Michigan State in Big Ten Tournament quarterfinal game
- Tallied nine points, three assists and two steals in first round NIT win over Dayton

Personal Bests

Points: 21 at Iowa State, 12/9/11
Rebounds: 8, 3x, last at Penn State, 2/16/12
FGM: 8 vs. Indiana, 1/23/11
FGA: 13 vs. Indiana, 1/23/11
3-pt FG: 2, 3x, last at Michigan, 1/30/11
3-pt FGA: 3, 4x, last at Mich. State, 3/2/11
FTM: 10 at Iowa State, 12/9/11
FTA: 11 at Iowa State, 12/9/11
Assists: 8 vs. Wisconsin, 2/23/12
Steals: 4, 2x, last at Illinois, 2/26/12
Blocks: 3 vs. Boise State, 12/22/11
Minutes: 40, at Penn State, 2/16/12

CAREER STATISTICS

YEAR	G/GS	FG-A	PCT	3-PT	PCT	FT-A	PCT	RB	AVG	PF-FO	AS	TO	BK	ST	PTS	AVG
Fresh.	31/6	66-174	.379	11-41	.268	35-66	.530	74	2.4	41-0	41	34	2	21	178	5.7
Soph.	34/26	129-304	.424	15-48	.313	98-137	.715	128	3.8	54-0	121	61	14	53	371	10.9
TOTALS	65/32	195-478	.408	26-89	.292	133-203	.655	202	3.1	95-0	162	95	16	74	549	8.4



IOWA HAWKEYE BASKETBALL

Updated Iowa Player Bio

Eric May



25

Jr., 6-5, 217, Guard/Forward
Dubuque, Iowa
Wahlert HS

- 2011 Academic All-Big Ten honoree
- Did not dress/play in Iowa's home games versus Minnesota (Feb. 1) and #18 Indiana (Feb. 19) due to an injured back
- Playing limited minutes as of late due to an injured back
- Grabbed five or more rebounds in five Big Ten contests
- Dished out a game and career-high five assists in win over Chicago State
- Matched a career best with 20 points on 8-12 shooting from the field, including 3-4 from 3-point range, and 1-3 from the foul line and also pulled down a season-high nine rebounds in win over NC A&T
- Tallied 14 points and had four assists in win over Northern Illinois
- Controlled a team-high six rebounds vs. Creighton
- Recorded 10 points at UNI, hitting 5-of-11 field goals
- Notched 10 points and a game-high three steals in win over Central Arkansas
- Went 4-4 from the line against Purdue to equal his career-best free throws made
- Scored all nine of his points and grabbed all six of his rebounds in the second half in home game vs. Purdue
- Led Iowa in scoring (9) and rebounding (6) for the first time in his career vs. #6 Ohio State
- Had a team-high seven rebounds in win over #13 Michigan

2011-12 Game-by-Game

Opponent	Date	gs	min	Total		3-Pointers		Free throws		Rebounds				pts	avg					
				fg-fga	pct	3fg-fga	pct	ft-fga	pct	off	def	tot	avg							
CHICAGO STATE	11/11/11	*	26	4-10	.400	2-5	.400	2-2	1.000	0	1	1	1.0	1	5	1	1	2	12	12.0
NORTH CAROLINA A&T	11/14/11	*	32	8-12	.667	3-4	.750	1-3	.333	3	6	9	5.0	2	1	5	0	1	20	16.0
NORTHERN ILLINOIS	11/17/11	*	19	6-8	.750	2-2	1.000	0-0	.000	0	3	3	4.3	2	4	2	0	0	14	15.3
vs Creighton	11/20/11	*	23	3-10	.300	0-3	.000	0-0	.000	2	4	6	4.8	3	2	3	1	0	6	13.0
CAMPBELL	11/23/11	*	20	1-4	.250	0-1	.000	2-4	.500	0	2	2	4.2	2	0	1	0	2	4	11.2
IPFW	11/26/11	*	11	1-2	.500	0-0	.000	0-0	.000	0	1	1	3.7	2	1	1	0	0	2	9.7
CLEMSON	11/29/11	*	12	1-6	.167	0-3	.000	0-0	.000	0	2	2	3.4	1	1	0	0	0	2	8.6
BROWN	12/03/11	*	19	4-8	.500	0-2	.000	0-0	.000	1	3	4	3.5	0	3	0	0	1	8	8.5
at Northern Iowa	12/06/11	*	30	5-11	.455	0-2	.000	0-1	.000	1	1	2	3.3	3	1	0	0	0	10	8.7
at Iowa State	12/09/11	*	15	2-5	.400	1-1	1.000	0-0	.000	1	1	2	3.2	3	0	1	0	1	5	8.3
DRAKE	12/17/11	*	14	0-3	.000	0-2	.000	3-4	.750	2	1	3	3.2	4	1	0	2	2	3	7.8
CENTRAL ARKANSAS	12/19/11	*	23	3-4	.750	2-2	1.000	2-2	1.000	1	0	1	3.0	0	1	0	0	0	3	10.8
BOISE STATE	12/22/11	*	21	1-6	.167	1-2	.500	0-0	.000	1	0	1	2.8	1	3	0	1	1	3	7.6
PURDUE	12/28/11	*	20	2-7	.286	1-2	.500	4-4	1.000	1	5	6	3.1	4	0	1	0	0	9	7.7
at Wisconsin	12/31/11	*	18	1-4	.250	0-0	.000	0-0	.000	0	5	5	3.2	0	0	1	0	0	2	7.3
at Minnesota	01/04/12	*	23	3-6	.500	0-1	.000	0-0	.000	0	1	1	3.1	0	1	0	1	0	6	7.3
OHIO STATE	01/07/12	*	21	4-10	.400	1-2	.500	0-0	.000	2	4	6	3.2	0	1	2	0	2	9	7.4
at Michigan State	01/10/12	*	13	1-2	.500	0-0	.000	0-1	.000	1	1	2	3.2	1	1	4	0	0	2	7.1
MICHIGAN	01/14/12	*	18	1-4	.250	0-1	.000	0-0	.000	3	4	7	3.4	1	1	0	0	0	2	6.8
at Purdue	01/17/12	*	22	0-4	.000	0-1	.000	1-2	.500	0	0	0	3.2	5	1	1	0	1	1	6.5
NEBRASKA	01/26/12	*	19	2-5	.400	1-1	1.000	0-1	.000	1	4	5	3.3	2	1	1	1	1	5	6.4
at Indiana	01/29/12	5	0	0-0	.000	0-0	.000	0-0	.000	1	0	1	3.2	0	0	1	0	0	0	6.1
PENN STATE	02/04/12	12	2-4	.500	0-0	.000	0-0	0-0	.000	1	1	2	3.1	1	1	2	0	2	4	6.0
at Northwestern	02/09/12	8	0-1	.000	0-1	.000	0-0	0-0	.000	0	1	1	3.0	2	1	3	0	0	0	5.8
at Penn State	02/16/12	5	1-2	.500	0-1	.000	0-0	0-0	.000	0	0	0	2.9	0	0	0	0	1	2	5.6
WISCONSIN	02/23/12	2	0-0	.000	0-0	.000	0-0	0-0	.000	0	0	0	2.8	1	0	0	0	0	0	5.4
at Illinois	02/26/12	3	0-1	.000	0-1	.000	0-0	0-0	.000	0	0	0	2.7	0	0	0	0	0	0	5.2
at Nebraska	02/29/12	8	0-0	.000	0-0	.000	0-0	0-0	.000	0	2	2	2.7	1	1	0	0	0	0	5.0
NORTHWESTERN	03/03/12	3	0-0	.000	0-0	.000	0-0	0-0	.000	0	0	0	2.6	0	0	0	0	0	0	4.9
vs Illinois	03/08/12	6	0-2	.000	0-0	.000	0-0	0-0	.000	1	0	1	2.5	0	0	0	0	0	0	4.7
vs Michigan State	03/09/12	6	0-0	.000	0-0	.000	0-0	0-0	.000	0	0	0	2.5	0	0	0	0	0	0	4.5
DAYTON	03/13/12	3	0-1	.000	0-1	.000	0-0	0-0	.000	0	0	0	2.4	0	0	0	0	0	0	4.4
at Oregon	03/18/12	5	0-4	.000	0-1	.000	0-0	0-0	.000	3	0	3	2.4	2	0	0	0	1	0	4.3
Totals		21	485	56-146	.384	14-41	.341	15-24	.625	26	53	79	2.4	44	33	31	7	21	141	4.3

Games played: 33
 Minutes/game: 14.7
 Points/game: 4.3
 FG Pct: 38.4
 3FG Pct: 34.1

Rebounds/game: 2.4
 Assists/game: 1.0
 Turnovers/game: 0.9
 Assist/turnover ratio: 1.1
 Steals/game: 0.6

Personal Bests

- Points:** 20, 2x, last vs. NC A&T, 11/14/11
- Rebounds:** 11 vs. Prairie View A&M, 12/5/09
- FGM:** 8, 2x, last at Wake Forest, 11/30/10
- FGA:** 16 vs. South Dakota State, 11/14/10
- 3-pt FG:** 5 vs. Ohio State, 1/27/10
- 3-pt FGA:** 10 vs. Ohio State, 1/27/10
- FTM:** 4, 3x, last vs. Purdue, 12/28/11
- FTA:** 8 vs. Illinois, 12/29/10
- Assists:** 5 vs. Chicago State, 11/11/11
- Steals:** 7 vs. SIUE, 11/26/10
- Blocks:** 3, 3x, last at Michigan, 1/30/10
- Minutes:** 43 vs. Michigan, 2/16/10

CAREER STATISTICS

YEAR	G/GS	FG-A	PCT	3-PT	PCT	FT-A	PCT	RB	AVG	PF-FO	AS	TO	BK	ST	PTS	AVG
Fresh.	32/23	104-259	.402	41-143	.287	38-57	.667	147	4.6	74-1	44	59	26	34	287	9.0
Soph.	30/25	88-204	.423	26-66	.394	32-53	.604	88	2.9	41-1	38	60	9	38	234	7.8
Junior	32/21	56-142	.394	14-40	.350	15-24	.625	76	2.4	42-1	33	31	7	20	141	4.4
TOTALS	94/69	248-609	.407	81-249	.325	85-134	.634	311	3.3	157-3	115	150	42	92	662	7.0



IOWA HAWKEYE BASKETBALL

Updated Iowa Player Bio

Zach McCabe



15

So., 6-7, 232, Forward
Sioux City, Iowa
Bishop Heelan HS

- Ranks third on the team in rebounds (4.6) and fifth in scoring (7.4)
- Tallied 20 points in back-to-back games (at Purdue and vs. Nebraska), and in NIT win over Dayton
- Started 31 career games, including the last 29
- Has fouled out six times this season, including three of the last nine games (at Penn State, vs. #18 Indiana, vs. Northwestern)
- One of only two Big Ten players this season to make all nine field goal attempts when he drained all nine vs. Dayton
- Started third career game, and first of the season, in win over IPFW scoring 12 points grabbing three steals
- Had 13 points and five rebounds in win over Chicago State
- Tallied 12 points, six rebounds and two assists in win over NC A&T
- Scored eight points and had two steals and two assists in win over Northern Illinois
- Notched six points, a team-high seven rebounds, two steals and two assists against Campbell
- Recorded seven points, two steals and a team-high seven rebounds against Clemson
- Netted nine points and snagged seven boards in win over Brown
- Registered eight points and six rebounds in win over Drake, making 4-of-5 from the field
- Tallied eight points and grabbed eight rebounds in win over Central Arkansas, in only 13 minutes of action
- Grabbed a team-high seven boards and shot 100 percent from behind the arc (2-2) and the free throw line (4-4), recording 12 points in road win over Minnesota
- 11 points (4-of-5 FGs), seven rebounds and three assists in win over #13 Michigan
- Had a career night at Purdue, setting or equaling career highs in points (20), field goals attempted (13), free throws attempted (7) and minutes played (36)

2011-12 Game-by-Game

Opponent	Date	gs	min	Total		3-Pointers		Free throws		Rebounds				pf	a	t/o	blk	stl	pts	avg
				fg-fga	pct	3fg-fga	pct	ft-fga	pct	off	def	tot	avg							
CHICAGO STATE	11/11/11	18	5-11	.455	2-5	.400	1-3	.333	2	3	5	5.0	1	1	0	0	1	13	13.0	
NORTH CAROLINA A&T	11/14/11	25	4-5	.800	1-2	.500	3-4	.750	2	4	6	5.5	2	2	2	0	0	12	12.5	
NORTHERN ILLINOIS	11/17/11	15	3-6	.500	2-3	.667	0-0	.000	1	0	1	4.0	2	2	1	0	2	8	11.0	
vs Creighton	11/20/11	20	0-4	.000	0-1	.000	0-2	.000	1	0	1	3.3	1	1	0	0	2	0	8.3	
CAMPBELL	11/23/11	24	3-11	.273	0-2	.000	0-0	.000	6	1	7	4.0	4	2	3	0	2	6	7.8	
IPFW	11/26/11	* 27	4-6	.667	1-1	1.000	3-4	.750	1	2	3	3.8	4	0	0	0	3	12	8.5	
CLEMSON	11/29/11	* 19	3-4	.750	0-0	.000	1-1	1.000	2	5	7	4.3	5	0	3	0	2	7	8.3	
BROWN	12/03/11	* 19	3-6	.500	1-1	1.000	2-2	1.000	4	3	7	4.6	3	0	2	0	0	9	8.4	
at Northern Iowa	12/06/11	* 17	1-3	.333	0-0	.000	0-0	.000	1	4	5	4.7	5	1	3	0	0	2	7.7	
at Iowa State	12/09/11	* 16	3-4	.750	0-0	.000	2-2	1.000	0	3	3	4.5	4	1	1	0	0	8	7.7	
DRAKE	12/17/11	* 24	4-5	.800	0-0	.000	0-0	.000	3	3	6	4.6	2	1	0	0	2	8	7.7	
CENTRAL ARKANSAS	12/19/11	* 13	3-7	.429	0-1	.000	2-2	1.000	4	4	8	4.9	3	1	0	0	0	8	7.8	
BOISE STATE	12/22/11	* 11	1-3	.333	0-0	.000	0-0	.000	0	2	2	4.7	2	0	1	0	0	2	7.3	
PURDUE	12/28/11	* 16	2-3	.667	0-0	.000	1-1	1.000	2	3	5	4.7	4	0	1	0	0	5	7.1	
at Wisconsin	12/31/11	* 23	3-5	.600	0-2	.000	0-0	.000	1	2	3	4.6	4	0	2	0	0	6	7.1	
at Minnesota	01/04/12	* 32	3-7	.429	2-2	1.000	4-4	1.000	4	3	7	4.8	3	2	2	0	1	12	7.4	
OHIO STATE	01/07/12	* 18	2-4	.500	0-0	.000	2-2	1.000	0	0	0	4.5	4	2	1	1	1	6	7.3	
at Michigan State	01/10/12	* 19	2-7	.286	0-1	.000	3-3	1.000	2	0	2	4.3	3	0	2	0	0	7	7.3	
MICHIGAN	01/14/12	* 24	4-5	.800	0-0	.000	3-5	.600	2	5	7	4.5	4	3	1	0	0	11	7.5	
at Purdue	01/17/12	* 36	7-13	.538	3-5	.600	3-7	.429	3	2	5	4.5	3	0	2	1	2	20	8.1	
NEBRASKA	01/26/12	* 30	9-11	.818	2-3	.667	0-0	.000	1	5	6	4.6	5	1	2	1	2	20	8.7	
at Indiana	01/29/12	* 21	1-3	.333	0-0	.000	1-1	1.000	1	1	2	4.5	3	0	1	1	0	3	8.4	
MINNESOTA	02/01/12	* 23	2-5	.400	1-2	.500	3-4	.750	4	6	10	4.7	4	4	3	0	4	8	8.4	
PENN STATE	02/04/12	* 31	3-7	.429	0-1	.000	4-4	1.000	0	5	5	4.7	4	1	4	0	0	10	8.5	
at Northwestern	02/09/12	* 18	0-2	.000	0-1	.000	0-0	.000	1	0	1	4.6	4	2	2	0	0	0	8.1	
at Penn State	02/16/12	* 23	0-1	.000	0-0	.000	2-2	1.000	1	1	2	4.5	5	2	3	2	0	2	7.9	
INDIANA	02/19/12	* 6	1-3	.333	0-1	.000	0-0	.000	1	0	1	4.3	5	0	1	0	0	2	7.7	
WISCONSIN	02/23/12	* 20	2-6	.333	2-2	1.000	0-0	.000	3	1	4	4.3	2	0	5	0	1	6	7.6	
at Illinois	02/26/12	* 22	1-5	.200	0-2	.000	2-2	1.000	1	6	7	4.4	4	0	0	0	1	4	7.5	
at Nebraska	02/29/12	* 20	2-2	1.000	0-0	.000	0-0	.000	2	3	5	4.4	3	2	1	0	0	4	7.4	
NORTHWESTERN	03/03/12	* 22	1-4	.250	0-1	.000	4-6	.667	1	5	6	4.5	5	1	3	1	0	6	7.3	
vs Illinois	03/08/12	* 25	1-8	.125	0-4	.000	3-4	.750	2	4	6	4.5	0	1	0	1	2	5	7.3	
vs Michigan State	03/09/12	* 29	4-9	.444	3-4	.750	2-2	1.000	1	5	6	4.6	3	1	0	1	1	13	7.4	
DAYTON	03/13/12	* 32	9-9	1.000	1-1	1.000	1-2	.500	2	6	8	4.7	4	2	4	0	0	20	7.8	
at Oregon	03/18/12	* 13	3-6	.500	1-1	1.000	1-2	.500	1	1	2	4.6	5	0	4	0	0	8	7.8	
Totals		30	751	99-200	.495	22-49	.449	53-71	.746	63	98	161	4.6	119	36	60	9	29	273	7.8

Games played: 35
 Minutes/game: 21.5
 Points/game: 7.8
 FG Pct: 49.5
 3FG Pct: 44.9

Rebounds/game: 4.6
 Assists/game: 1.0
 Turnovers/game: 1.7
 Assist/turnover ratio: 0.6
 Steals/game: 0.8

- Equaled a career high with 20 points in home contest against Nebraska, making a career-best nine field goals (9-of-11)
- Set career-highs with 10 rebounds, four steals and four assists, to go along with eight points, in home win over Minnesota
- Blocked a career-high two shots at Penn State
- Pulled down a team-high seven boards at Illinois
- Grabbed six rebounds and had five points in Big Ten Tournament win over Illinois
- Recorded 13 points, and matched a season high with three 3-pointers, to go along with a team-high six rebounds against #8 Michigan State in Big Ten Tournament quarterfinal game
- Equaled a career high with 20 points in first round NIT victory over Dayton, going a perfect 9-of-9 from the field while adding eight rebounds

Personal Bests

Points: 20, 3x, last vs. Dayton, 3/13/12
Rebounds: 10 vs. Minnesota, 2/1/12
FGM: 9, 2x, last vs. Dayton, 3/13/12
FGA: 13, 2x, last at Purdue, 1/17/12
3-pt FG: 4 vs. SIUE, 11/26/10
3-pt FGA: 7 vs. SIUE, 11/26/10
FTM: 6 vs. Alabama, 11/20/10
FTA: 7, 2x, last at Purdue, 1/17/12
Assists: 4 vs. Minnesota, 2/1/12
Steals: 4 vs. Minnesota, 2/1/12
Blocks: 2, at Penn State, 2/16/12
Minutes: 36 at Purdue, 1/17/12

CAREER STATISTICS

YEAR	G/GS	FG-A	PCT	3-PT	PCT	FT-A	PCT	RB	AVG	PF-FO	AS	TO	BK	ST	PTS	AVG
Fresh.	31/2	59-169	.349	24-84	.286	37-46	.804	111	3.6	69-3	24	48	1	22	179	5.8
Soph.	34/29	96-194	.495	21-48	.438	52-69	.754	159	4.7	114-6	36	56	9	29	265	7.8
TOTALS	65/31	155-363	.427	45-132	.341	89-115	.774	270	4.2	183-9	60	104	10	51	444	6.8



IOWA HAWKEYE BASKETBALL

Updated Iowa Player Bio

Stephen McCarty



14

So., 6-2, 160, Guard
Auburn Hills, Mich.
West Bloomfield HS

- Non-scholarship athlete
- Saw action in eight games

Personal Bests

Points: 2 vs. N. Illinois, 11/17/11
Rebounds: 1 vs. Ohio State, 1/7/12
FGM: 1 vs. N. Illinois, 11/17/11
FGA: 2 vs. N. Illinois, 11/17/11
3-pt FG: ---
3-pt FGA: ---
FTM: ---
FTA: ---
Assists: ---
Steals: ---
Blocks: ---
Minutes: 4, 2x, last C. Arkansas, 12/19/11

2011-12 Game-by-Game

Opponent	Date	gs	min	Total		3-Pointers		Free throws		Rebounds			pf	a	t/o	blk	stl	pts	avg
				fg-fga	pct	3fg-fga	pct	ft-fa	pct	off	def	tot							
CHICAGO STATE	11/11/11	4	0-0	.000	0-0	.000	0-0	.000	0	0	0	0.0	0	0	0	0	0	0	0.0
NORTHERN ILLINOIS	11/17/11	2	1-2	.500	0-1	.000	0-0	.000	0	0	0	0.0	1	0	0	0	0	2	1.0
CLEMSON	11/29/11	2	0-0	.000	0-0	.000	0-0	.000	0	0	0	0.0	0	0	2	0	0	0	0.7
BROWN	12/03/11	3	0-1	.000	0-0	.000	0-0	.000	0	0	0	0.0	1	0	0	0	0	0	0.5
CENTRAL ARKANSAS	12/19/11	4	0-1	.000	0-0	.000	0-0	.000	0	0	0	0.0	0	0	0	0	0	0	0.4
OHIO STATE	01/07/12	2	0-1	.000	0-0	.000	0-0	.000	1	0	1	0.2	0	0	0	0	0	0	0.3
at Indiana	01/29/12	1	0-0	.000	0-0	.000	0-0	.000	0	0	0	0.1	0	0	0	0	0	0	0.3
at Northwestern	02/09/12	1	0-0	.000	0-0	.000	0-0	.000	0	0	0	0.1	0	0	0	0	0	0	0.3
Totals		0	19	1-5	.200	0-1	.000	0-0	.000	1	0	1	0.1	2	0	2	0	2	0.3

Games played: 8
 Minutes/game: 2.4
 Points/game: 0.3
 FG Pct: 20.0
 3FG Pct: 0.0

Rebounds/game: 0.1
 Turnovers/game: 0.3

CAREER STATISTICS

YEAR	G/GS	FG-A	PCT	3-PT	PCT	FT-A	PCT	RB	AVG	PF-FO	AS	TO	BK	ST	PTS	AVG
Fresh.	8/0	1-5	.200	0-1	.000	0-0	.000	1	0.1	2-0	0	2	0	0	2	0.3



IOWA HAWKEYE BASKETBALL

Updated Iowa Player Bio

Josh Oglesby



2

**Fr., 6-5, 190, Guard
Cedar Rapids, Iowa
Washington HS**

- Led Iowa in scoring against Creighton, Northern Illinois, Clemson, #16 Indiana and #8 Michigan State
- Ranks sixth in team scoring (6.6)
- Started first career game at Penn State (Feb. 16)
- Scored in double figures six times
- Ranks fourth in 3-pointers made (45) and seventh in percentage (.372) for an Iowa freshman
- 60.5% of his scoring comes from 3-point territory (135-of-222 points), which ranks third amongst Big Ten players
- Drained at least one triple in 24-of-34 games
- Scored in all but five games (vs. North Carolina A&T, at Minnesota, at Purdue, vs. Penn State and vs. Wisconsin)
- Tallied four points and collected four assists and two rebounds in win over Chicago State
- Netted 16 points, bolstered by 4-of-7 shooting from 3-point range, and controlled five rebounds in win over Northern Illinois
- Scored a team-best 14 points on 5-8 shooting from the field, including 3-5 from 3-point range, vs. Creighton
- Recorded six points against Campbell, hitting both 3-point attempts
- Had six points and dished out two assists in win over IPFW
- Notched a team-best 15 points against Clemson, making 3-of-4 three-pointers and a season-best 4-of-4 free throw attempts; added two steals
- Registered five points, three assists and a block in win over Drake
- Tallied nine points in the win over Central Arkansas
- Recorded nine points and a season-high four free throw attempts (3-of-4) in win over Boise State
- Registered seven points (all in first half), two rebounds and two assists off the bench in win over #13 Michigan

2011-12 Game-by-Game

Opponent	Date	gs	min	Total		3-Pointers		Free throws		Rebounds				pf	a	t/o	blk	stl	pts	avg
				fg	fga	pct	3fg	3fga	pct	ft	fta	pct	off							
CHICAGO STATE	11/11/11	19	1-7	.143	1-6	.167	1-2	.500	1	1	2	2.0	0	4	0	0	0	4	4.0	
NORTH CAROLINA A&T	11/14/11	7	0-2	.000	0-2	.000	0-0	.000	0	1	1	1.5	1	2	1	0	0	0	2.0	
NORTHERN ILLINOIS	11/17/11	23	6-9	.667	4-7	.571	0-0	.000	0	5	5	2.7	1	2	1	0	1	16	6.7	
vs Creighton	11/20/11	20	5-8	.625	3-5	.600	1-2	.500	0	1	1	2.3	0	2	0	1	0	14	8.5	
CAMPBELL	11/23/11	12	2-3	.667	2-2	1.000	0-0	.000	0	0	0	1.8	0	0	2	0	0	6	8.0	
IPFW	11/26/11	18	2-6	.333	1-5	.200	1-3	.333	0	1	1	1.7	0	2	0	0	0	6	7.7	
CLEMSON	11/29/11	25	4-9	.444	3-4	.750	4-4	1.000	1	2	3	1.9	0	0	0	0	0	2	15	8.7
BROWN	12/03/11	17	1-5	.200	0-2	.000	0-0	.000	0	3	3	2.0	1	1	0	0	0	2	7.9	
at Northern Iowa	12/06/11	20	3-6	.500	1-3	.333	0-1	.000	0	1	1	1.9	1	0	1	0	0	7	7.8	
at Iowa State	12/09/11	22	2-6	.333	1-4	.250	1-1	1.000	1	2	3	2.0	1	1	0	0	0	6	7.6	
DRAKE	12/17/11	19	2-5	.400	1-3	.333	0-0	.000	0	2	2	2.0	0	3	0	1	0	5	7.4	
CENTRAL ARKANSAS	12/19/11	17	4-6	.667	1-2	.500	0-0	.000	0	2	2	2.0	1	2	0	0	0	9	7.5	
BOISE STATE	12/22/11	22	2-4	.500	2-4	.500	3-4	.750	1	0	1	1.9	0	1	1	0	0	9	7.6	
PURDUE	12/28/11	14	1-2	.500	1-1	1.000	0-0	.000	0	2	2	1.9	0	0	1	0	0	3	7.3	
at Wisconsin	12/31/11	9	1-4	.250	0-1	.000	0-0	.000	0	1	1	1.9	0	0	0	0	0	2	6.9	
at Minnesota	01/04/12	8	0-3	.000	0-3	.000	0-0	.000	0	1	1	1.8	0	0	0	0	0	0	6.5	
OHIO STATE	01/07/12	20	2-6	.333	1-5	.200	2-2	1.000	0	0	0	1.7	0	0	1	0	0	7	6.5	
at Michigan State	01/10/12	17	1-6	.167	0-4	.000	0-0	.000	0	0	0	1.6	0	1	1	0	0	2	6.3	
MICHIGAN	01/14/12	16	3-5	.600	1-2	.500	0-0	.000	0	2	2	1.6	1	2	0	0	0	7	6.3	
at Purdue	01/17/12	8	0-1	.000	0-0	.000	0-0	.000	0	0	0	1.6	1	1	0	0	0	0	6.0	
NEBRASKA	01/26/12	16	2-6	.333	1-4	.250	0-0	.000	0	1	1	1.5	1	0	0	0	0	5	6.0	
at Indiana	01/29/12	20	8-12	.667	6-8	.750	2-2	1.000	0	1	1	1.5	1	1	1	0	0	24	6.8	
MINNESOTA	02/01/12	21	0-5	.000	0-2	.000	2-2	1.000	2	0	2	1.5	1	1	0	0	0	2	6.6	
PENN STATE	02/04/12	8	0-2	.000	0-2	.000	0-0	.000	0	0	0	1.5	0	0	0	0	0	0	6.3	
at Northwestern	02/09/12	17	2-5	.400	1-2	.500	0-0	.000	0	0	0	1.4	1	1	0	0	0	5	6.2	
at Penn State	02/16/12	* 27	1-7	.143	0-5	.000	1-3	.333	0	3	3	1.5	3	3	0	0	1	3	6.1	
INDIANA	02/19/12	* 36	2-8	.250	2-5	.400	5-6	.833	0	1	1	1.4	2	2	0	0	0	11	6.3	
WISCONSIN	02/23/12	* 31	0-3	.000	0-2	.000	0-0	.000	2	2	4	1.5	1	2	0	0	1	0	6.1	
at Illinois	02/26/12	* 27	4-10	.400	1-5	.200	0-0	.000	0	2	2	1.6	4	0	1	0	0	9	6.2	
at Nebraska	02/29/12	* 19	3-5	.600	2-4	.500	0-0	.000	0	2	2	1.6	1	1	1	0	1	8	6.2	
NORTHWESTERN	03/03/12	23	1-4	.250	1-4	.250	2-2	1.000	0	4	4	1.6	1	3	2	0	0	5	6.2	
vs Illinois	03/08/12	17	3-8	.375	2-4	.500	0-0	.000	3	1	4	1.7	1	1	0	0	0	8	6.3	
vs Michigan State	03/09/12	26	7-9	.778	5-7	.714	1-2	.500	0	2	2	1.7	1	1	0	0	1	20	6.7	
DAYTON	03/13/12	16	1-3	.333	1-2	.500	0-0	.000	0	2	2	1.7	0	1	0	0	0	3	6.6	
at Oregon	03/18/12	17	0-1	.000	0-0	.000	0-0	.000	0	0	0	1.7	0	0	0	0	0	0	6.4	
Totals		5	654	76-191	.398	45-121	.372	26-36	.722	11	48	59	1.7	26	41	15	2	7	223	6.4

Games played: 35
Minutes/game: 18.7
Points/game: 6.4
FG Pct: 39.8
3FG Pct: 37.2

Rebounds/game: 1.7
Assists/game: 1.2
Turnovers/game: 0.4
Assist/turnover ratio: 2.7
Steals/game: 0.2

- Led Iowa in scoring at #16 Indiana with a career-high 24 points, tallying career-bests in field goals made and attempted (8-of-12), and 3-pointers made and attempted (6-of-8)
- Had three points, three rebounds and three assists in his first career start at Penn State
- Tallied 11 points and had two assists, in his second career start, in home win over #18 Indiana
- Scored nine points, all in second half, at Illinois
- Netted eight points, including two key second-half 3 pointers in road win over Nebraska
- Eight points and four rebounds in Big Ten Tournament win over Illinois
- Recorded a team-high 20 points, making 7-of-9 field goals, including five triples (5-of-7), against #8 Michigan State in Big Ten Tournament quarterfinal game
- Recorded a 3-pointer in home NIT win over Dayton

Dayton

Personal Bests

Points: 24 at Indiana, 1/29/12
Rebounds: 5 vs. N. Illinois, 11/17/11
FGM: 8 at Indiana, 1/29/12
FGA: 12 at Indiana, 1/29/12
3-pt FG: 6 at Indiana, 1/29/12
3-pt FGA: 8 at Indiana, 1/29/12
FTM: 5 vs. Indiana, 2/19/12
FTA: 6 vs. Indiana, 2/19/12
Assists: 4 vs. Chicago State, 11/11/11
Steals: 2 vs. Clemson, 11/29/11
Blocks: 1, 2x, last vs. Drake, 12/17/11
Minutes: 36 vs. Indiana, 2/19/12

CAREER STATISTICS

YEAR	G/GS	FG-A	PCT	3-PT	PCT	FT-A	PCT	RB	AVG	PF-FO	AS	TO	BK	ST	PTS	AVG
Fresh.	34/5	76-190	.400	45-121	.372	26-36	.722	59	1.7	26-0	41	15	2	7	223	6.6



IOWA HAWKEYE BASKETBALL

Updated Iowa Player Bio

Gabriel Olaseni



0

F., 6-10, 225, Center
London, England
Sunrise Christian Academy

- Saw action in 17 contests
- Scored eight points and corralled four rebounds in win over Chicago State
- Grabbed five rebounds and had an assist in win over Northern Illinois
- Made his only field goal attempt and grabbed one rebound in win over IPFW
- Equaled a career best with eight points, on 4-of-5 field goal attempts, and tallied a career high with three blocks in win over Central Arkansas
- Notched two points and two blocks at #16 Indiana
- Collected a career-high two steals at Penn State
- Recorded four points, two rebounds and a block against #8 Michigan State in Big Ten Tournament quarterfinal game

Personal Bests

Points: 8, 2x, last C. Arkansas, 12/19/11
Rebounds: 5 vs. N. Illinois, 11/17/11
FGM: 4 vs. C. Arkansas, 12/19/11
FGA: 5 vs. C. Arkansas, 12/19/11
3-pt FG: ---
3-pt FGA: ---
FTM: 6 vs. Chicago State, 11/11/11
FTA: 8 vs. Chicago State, 11/11/11
Assists: 1, 3x, last C. Arkansas, 12/19/11
Steals: 2 at Penn State, 2/16/12
Blocks: 3 vs. C. Arkansas, 12/19/11
Minutes: 12 vs. N. Illinois, 11/17/11

2011-12 Game-by-Game

Opponent	Date	gs	min	Total		3-Pointers		Free throws		Rebounds				pf	a	t/o	blk	stl	pts	avg
				fg-fga	pct	3fg-fga	pct	ft-fga	pct	off	def	tot	avg							
CHICAGO STATE	11/11/11	9	1-2	.500	0-0	.000	6-8	.750	3	1	4	4.0	1	0	0	0	0	8	8.0	
NORTHERN ILLINOIS	11/17/11	12	0-3	.000	0-0	.000	0-0	.000	2	3	5	4.5	0	1	1	0	0	0	4.0	
vs Creighton	11/20/11	3	0-0	.000	0-0	.000	0-0	.000	1	0	1	3.3	0	0	0	0	0	0	2.7	
IPFW	11/26/11	5	1-1	1.000	0-0	.000	0-0	.000	0	1	1	2.8	1	0	1	0	0	2	2.5	
CLEMSON	11/29/11	5	0-0	.000	0-0	.000	0-0	.000	0	0	0	2.2	0	1	0	0	0	0	2.0	
at Northern Iowa	12/06/11	1	0-0	.000	0-0	.000	0-0	.000	0	0	0	1.8	0	0	0	0	0	0	1.7	
CENTRAL ARKANSAS	12/19/11	9	4-5	.800	0-0	.000	0-0	.000	1	1	2	1.9	1	1	0	3	0	8	2.6	
at Wisconsin	12/31/11	2	0-1	.000	0-0	.000	0-0	.000	0	0	0	1.6	0	0	0	0	0	0	2.3	
OHIO STATE	01/07/12	7	1-1	1.000	0-0	.000	0-1	.000	0	1	1	1.6	1	0	1	0	1	2	2.2	
at Michigan State	01/10/12	5	0-0	.000	0-0	.000	0-0	.000	0	3	3	1.7	1	0	0	1	1	0	2.0	
at Indiana	01/29/12	9	0-1	.000	0-0	.000	2-4	.500	0	1	1	1.6	1	0	1	2	0	2	2.0	
MINNESOTA	02/01/12	3	0-0	.000	0-0	.000	0-0	.000	0	0	0	1.5	0	0	1	0	0	0	1.8	
at Northwestern	02/09/12	1	0-0	.000	0-0	.000	0-0	.000	0	0	0	1.4	0	0	0	0	0	0	1.7	
at Penn State	02/16/12	6	0-2	.000	0-0	.000	0-0	.000	1	0	1	1.4	1	0	1	1	2	0	1.6	
INDIANA	02/19/12	1	0-0	.000	0-0	.000	0-0	.000	0	0	0	1.3	3	0	1	0	0	0	1.5	
at Illinois	02/26/12	3	0-0	.000	0-0	.000	0-0	.000	0	1	1	1.3	0	0	0	0	0	0	1.4	
vs Michigan State	03/09/12	6	2-2	1.000	0-0	.000	0-0	.000	1	1	2	1.3	2	0	2	1	0	4	1.5	
at Oregon	03/18/12	3	0-1	.000	0-0	.000	0-0	.000	0	0	0	1.2	0	0	0	0	0	0	1.4	
Totals		0	90	9-19	.474	0-0	.000	8-13	.615	9	13	22	1.2	12	3	9	8	4	26	1.4

Games played: 18
 Minutes/game: 5.0
 Points/game: 1.4
 FG Pct: 47.4
 FT Pct: 61.5

Rebounds/game: 1.2
 Assists/game: 0.2
 Turnovers/game: 0.5
 Assist/turnover ratio: 0.3
 Steals/game: 0.2

CAREER STATISTICS

YEAR	G/GS	FG-A	PCT	3-PT	PCT	FT-A	PCT	RB	AVG	PF-FO	AS	TO	BK	ST	PTS	AVG
Fresh.	17/0	9-18	.500	0-0	.000	8-13	.615	22	1.3	12-0	3	9	8	4	26	1.5



IOWA HAWKEYE BASKETBALL

Updated Iowa Player Bio

Christopher Rickert



11

2011-12 Game-by-Game

Opponent	Date	gs	min	Total		3-Pointers		Free throws		Rebounds				pf	a	t/o	blk	stl	pts	avg
				fg-fga	pct	3fg-fga	pct	ft-fa	pct	off	def	tot	avg							
CENTRAL ARKANSAS	12/19/11	2		0-0	.000	0-0	.000	0-0	.000	0	0	0	0.0	0	0	0	0	0	0	0.0
Totals		0	2	0-0	.000	0-0	.000	0-0	.000	0	0	0	0.0	0	0	0	0	0	0	0.0

Games played: 1
Minutes/game: 2.0

Jr, 6-3, 180, Junior
Sioux City, Iowa
Bixhop Heelan HS

- Non-scholarship athlete
- Saw first career action in win over Central Arkansas

Personal Bests

Points: ---
 Rebounds: ---
 FGM: ---
 FGA: ---
 3-pt FG: ---
 3-pt FGA: ---
 FTM: ---
 FTA: ---
 Assists: ---
 Steals: ---
 Blocks: ---
 Minutes: 2 vs. C. Arkansas, 12/19/11

CAREER STATISTICS

YEAR	G/GS	FG-A	PCT	3-PT	PCT	FT-A	PCT	RB	AVG	PF-FO	AS	TO	BK	ST	PTS	AVG
Fresh.	1/0	0-0	.000	0-0	.000	0-0	.000	0	0.0	0-0	0	0	0	0	0	0.0



IOWA HAWKEYE BASKETBALL

Updated Iowa Player Bio

Darius Stokes



34

Fr.-RS, 6-7, 203, Forward
Cedar Rapids, Iowa
Linn-Mar HS

- Non-scholarship athlete
- Redshirted last season
- Saw action in 11 career games
- Had one rebound in his first collegiate game vs. Chicago State
- Scored first career points on an offensive rebound putback and rejected a shot vs. Creighton
- Tallied a steal, block and rebound in three minutes of action against Clemson
- Grabbed a career-high four rebounds and had an assist in win over Central Arkansas
- Scored on a tip-in during a crucial stretch in Iowa's home win over #18 Indiana

Personal Bests

Points: 2, 2x, last vs. Indiana, 2/19/12
Rebounds: 4 vs. C. Arkansas, 12/19/11
FGM: 1, 2x, last vs. Indiana, 2/19/12
FGA: 1, 5x, last vs. Indiana, 2/19/12
3-pt FG: ---
3-pt FGA: ---
FTM: ---
FTA: ---
Assists: 1, 2x, last vs. C. Arkansas, 12/19/11
Steals: 1 vs. Clemson, 11/29/11
Blocks: 1, 2x, last vs. Clemson, 11/29/11
Minutes: 6 vs. C. Arkansas, 12/19/11

2011-12 Game-by-Game

Opponent	Date	gs	min	Total		3-Pointers		Free throws		Rebounds				pf	a	t/o	blk	stl	pts	avg
				fg-fga	pct	3fg-fga	pct	ft-fa	pct	off	def	tot	avg							
CHICAGO STATE	11/11/11	4	0-1	.000	0-0	.000	0-0	.000	0	1	1	1.0	1	0	1	0	0	0	0	0.0
NORTHERN ILLINOIS	11/17/11	4	0-1	.000	0-0	.000	0-0	.000	0	0	0	0.5	1	1	0	0	0	0	0	0.0
vs Creighton	11/20/11	2	1-1	1.000	0-0	.000	0-0	.000	1	0	1	0.7	0	0	0	1	0	2	0.7	
CLEMSON	11/29/11	3	0-0	.000	0-0	.000	0-0	.000	0	1	1	0.8	1	0	0	1	1	0	0.5	
BROWN	12/03/11	3	0-0	.000	0-0	.000	0-0	.000	0	0	0	0.6	0	0	0	0	0	0	0.4	
CENTRAL ARKANSAS	12/19/11	6	0-0	.000	0-0	.000	0-0	.000	0	4	4	1.2	2	1	1	0	0	0	0.3	
OHIO STATE	01/07/12	4	0-1	.000	0-0	.000	0-0	.000	0	1	1	1.1	0	0	0	0	0	0	0.3	
at Indiana	01/29/12	1	0-0	.000	0-0	.000	0-0	.000	0	0	0	1.0	0	0	0	0	0	0	0.3	
at Northwestern	02/09/12	1	0-0	.000	0-0	.000	0-0	.000	0	0	0	0.9	0	0	0	0	0	0	0.2	
INDIANA	02/19/12	5	1-1	1.000	0-0	.000	0-0	.000	1	0	1	0.9	1	0	0	0	0	2	0.4	
WISCONSIN	02/23/12	2	0-0	.000	0-0	.000	0-0	.000	0	0	0	0.8	0	0	0	0	0	0	0.4	
at Oregon	03/18/12	1	0-0	.000	0-0	.000	0-0	.000	0	0	0	0.8	0	0	0	0	0	0	0.3	
Totals		0	36	2-5	.400	0-0	.000	0-0	.000	2	7	0.8	6	2	2	2	1	4	0.3	

Games played: 12
 Minutes/game: 3.0
 Points/game: 0.3
 FG Pct: 40.0

Rebounds/game: 0.8
 Assists/game: 0.2
 Turnovers/game: 0.2
 Assist/turnover ratio: 1.0
 Steals/game: 0.1
 Blocks/game: 0.2

CAREER STATISTICS

YEAR	G/GS	FG-A	PCT	3-PT	PCT	FT-A	PCT	RB	AVG	PF-FO	AS	TO	BK	ST	PTS	AVG
Fresh.	11/0	2-5	.400	0-0	.000	0-0	.000	9	0.8	6-0	2	2	2	1	4	0.4



IOWA HAWKEYE BASKETBALL

Updated Iowa Player Bio

Branden Stubbs



32

So., 6-2, 175, Guard
Pleasant Hill, Iowa
Des Moines Christian HS

- Non-scholarship athlete
- Saw action in 16 career contests
- Scored five points and had two steals and an assist in win over Chicago State
- Matched a personal best with two steals and scored three points in win over Northern Illinois
- Recorded two points against Clemson, going 2-of-2 from the charity stripe
- Tallied career highs in assists (3) and rebounds (2), and scored two points in win over Central Arkansas

Personal Bests

Points: 12 vs. SIUE, 11/26/10
Rebounds: 2 vs. C. Arkansas, 12/19/11
FGM: 3 vs. SIUE, 11/26/10
FGA: 3, 2x, last vs. C. Arkansas, 12/19/11
3-pt FG: 2 vs. SIUE, 11/26/10
3-pt FGA: 2 vs. SIUE, 11/26/10
FTM: 4 vs. SIUE, 11/26/10
FTA: 4 vs. SIUE, 11/26/10
Assists: 3 vs. C. Arkansas, 12/19/11
Steals: 2, 2x, last vs. N. Illinois, 11/17/11
Blocks: ---
Minutes: 9 vs. SIUE, 11/26/10

2011-12 Game-by-Game

Opponent	Date	gs	min	Total		3-Pointers		Free throws		Rebounds				pf	a	t/o	blk	stl	pts	avg
				fg-fga	pct	3fg-fga	pct	ft-fa	pct	off	def	tot	avg							
CHICAGO STATE	11/11/11	6	2-2	1.000	1-1	1.000	0-0	.000	0	0	0	0.0	0	1	1	0	2	5	5.0	
NORTHERN ILLINOIS	11/17/11	8	1-2	.500	1-2	.500	0-0	.000	0	0	0	0.0	0	0	0	0	2	3	4.0	
vs Creighton	11/20/11	4	0-1	.000	0-0	.000	0-0	.000	0	1	1	0.3	1	1	0	0	0	0	2.7	
CLEMSON	11/29/11	2	0-0	.000	0-0	.000	2-2	1.000	0	0	0	0.3	0	0	0	0	0	2	2.5	
BROWN	12/03/11	3	0-0	.000	0-0	.000	0-0	.000	0	0	0	0.2	1	0	2	0	0	0	2.0	
CENTRAL ARKANSAS	12/19/11	6	1-3	.333	0-0	.000	0-0	.000	0	2	2	0.5	1	3	1	0	0	2	2.0	
OHIO STATE	01/07/12	2	0-0	.000	0-0	.000	0-0	.000	0	0	0	0.4	0	0	1	0	0	0	1.7	
at Michigan State	01/10/12	2	0-0	.000	0-0	.000	0-0	.000	0	0	0	0.4	0	0	0	0	0	0	1.5	
at Indiana	01/29/12	3	1-1	1.000	0-0	.000	0-0	.000	0	0	0	0.3	0	1	0	0	0	2	1.6	
at Northwestern	02/09/12	1	0-0	.000	0-0	.000	0-0	.000	0	0	0	0.3	0	0	1	0	0	0	1.4	
INDIANA	02/19/12	2	0-0	.000	0-0	.000	0-0	.000	0	0	0	0.3	0	0	0	0	0	0	1.3	
NORTHWESTERN	03/03/12	0	0-0	.000	0-0	.000	0-0	.000	0	0	0	0.3	0	0	0	0	0	0	1.2	
Totals		0	39	5-9	.556	2-3	.667	2-2	1.000	0	3	3	0.3	3	6	6	0	4	14	1.2

Games played: 12
 Minutes/game: 3.3
 Points/game: 1.2
 FG Pct: 55.6
 3FG Pct: 66.7
 FT Pct: 100.0

Rebounds/game: 0.3
 Assists/game: 0.5
 Turnovers/game: 0.5
 Assist/turnover ratio: 1.0
 Steals/game: 0.3

CAREER STATISTICS

YEAR	G/GS	FG-A	PCT	3-PT	PCT	FT-A	PCT	RB	AVG	PF-FO	AS	TO	BK	ST	PTS	AVG
Fresh.	4/0	3-4	.750	2-3	.667	4-4	1.000	1	0.3	0-0	0	1	0	1	12	3.0
Soph.	12/0	5-9	.556	2-3	.667	2-2	1.000	3	0.3	3-0	6	6	0	4	14	1.2
TOTALS	16/0	8-13	.615	4-6	.667	6-6	1.000	4	0.3	3-0	6	7	0	5	26	1.6



IOWA HAWKEYE BASKETBALL

Updated Iowa Player Bio

Aaron White



30

Fr., 6-8, 225, Forward
Strongsville, Ohio
Strongsville HS

- Named to the coaches all-Big Ten Freshman team and also named honorable mention all-league by the media
- ESPN.com recently named White the 15th-best freshmen in the country, the third best in the Big Ten
- Three-time Big Ten Freshman of the Week (Nov. 14, Dec. 26 and Feb. 6)
- Started the last 13 contests
- Posted back-to-back double-doubles (Northwestern and Penn State) and four overall (Chicago State, Dayton)
- Averaged 14.8 points while shooting 60 percent (21-of-35) from the field the last five games
- Led Iowa in rebounding in eight of the last 12 games
- Ranks first in team rebounding (5.6) and eighth in the Big Ten
- Ranks third in team scoring (10.8)
- Ranks fourth in Iowa freshman single-season rebounding (191)
- Has scored in double digits 15 of the last 24 games
- Grabbed double-digit rebounds four of the last 10 contests (at Northwestern, at Penn State, vs. Indiana, vs. Dayton)
- Became the first Hawkeye freshman, since Dick Ives in 1943, to score 19 points in a season opener when he posted 19 points and 10 rebounds in win over Chicago State
- Became the first Hawkeye rookie to post a double-double in a season opener since Dean Oliver in 1997
- Scored 17 points and blocking two shots in win over Central Arkansas
- Notched 18 points and six boards in 27 minutes in win over Boise State, on 6-of-8 FGs and 6-of-7 FTs
 - Scored 16 of his game-high 18 points in the second half and grabbed four rebounds in win at #11 Wisconsin
- Led team in scoring with 15 points and grabbed six rebounds at #6 Michigan State
 - Had 12 points, setting career highs in free throws made and attempted (8-of-10), in win over #13 Michigan
- Started first career game at #16 Indiana, notching nine points
- Notched nine points, seven rebounds, two assists in home win over Minnesota

2011-12 Game-by-Game

Opponent	Date	gs	min	Total		3-Pointers		Free throws		Rebounds				pf	a	t/o	blk	stl	pts	avg
				fg-fga	pct	3fg-3fga	pct	ft-fta	pct	off	def	tot	avg							
CHICAGO STATE	11/11/11	18	6-12	.500	2-3	.667	5-5	1.000	4	6	10	10.0	1	0	1	0	2	19	19.0	
NORTH CAROLINA A&T	11/14/11	12	1-5	.200	0-2	.000	0-0	.000	2	2	4	7.0	1	0	4	0	1	2	10.5	
NORTHERN ILLINOIS	11/17/11	21	4-6	.667	1-1	1.000	0-1	.000	2	2	4	6.0	3	1	2	1	0	9	10.0	
vs Creighton	11/20/11	21	2-10	.200	0-2	.000	3-6	.500	2	1	3	5.3	0	0	2	0	2	7	9.3	
CAMPBELL	11/23/11	9	1-7	.143	0-0	.000	0-0	.000	1	3	4	5.0	1	0	0	0	0	2	7.8	
IPFW	11/26/11	18	3-6	.500	0-1	.000	2-2	1.000	2	0	2	4.5	1	0	2	0	2	8	7.8	
CLEMSON	11/29/11	17	2-4	.500	0-1	.000	0-0	.000	0	4	4	4.4	2	0	0	0	0	4	7.3	
BROWN	12/03/11	19	3-10	.300	0-3	.000	3-4	.750	4	5	9	5.0	1	1	1	0	0	9	7.5	
at Northern Iowa	12/06/11	6	2-3	.667	0-1	.000	3-4	.750	2	1	3	4.8	2	1	1	0	0	7	7.4	
at Iowa State	12/09/11	21	2-8	.250	0-1	.000	3-3	1.000	1	2	3	4.6	5	2	1	0	2	7	7.4	
DRAKE	12/17/11	18	4-4	1.000	1-1	1.000	1-2	.500	2	3	5	4.6	2	1	1	1	0	10	7.6	
CENTRAL ARKANSAS	12/19/11	21	8-13	.615	1-3	.333	0-0	.000	3	2	5	4.7	1	2	1	2	2	17	8.4	
BOISE STATE	12/22/11	27	6-8	.750	0-1	.000	6-7	.857	1	5	6	4.8	2	0	1	0	1	18	9.2	
PURDUE	12/28/11	19	2-4	.500	0-2	.000	3-4	.750	1	2	3	4.6	1	0	2	1	0	7	9.0	
at Wisconsin	12/31/11	20	6-7	.857	2-2	1.000	4-4	1.000	2	2	4	4.6	3	1	1	1	0	18	9.6	
at Minnesota	01/04/12	26	4-7	.571	0-1	.000	2-5	.400	3	3	6	4.7	2	2	2	0	1	10	9.6	
OHIO STATE	01/07/12	15	0-3	.000	0-1	.000	3-4	.750	0	3	3	4.6	0	0	2	1	0	3	9.2	
at Michigan State	01/10/12	26	5-7	.714	0-1	.000	5-9	.556	4	2	6	4.7	2	0	2	2	2	15	9.6	
MICHIGAN	01/14/12	23	2-6	.333	0-0	.000	8-10	.800	1	4	5	4.7	2	0	2	0	1	12	9.7	
at Purdue	01/17/12	27	2-6	.333	0-1	.000	5-7	.714	1	4	5	4.7	4	0	0	2	0	9	9.7	
NEBRASKA	01/26/12	28	4-6	.667	0-1	.000	3-4	.750	5	4	9	4.9	0	0	0	0	1	11	9.7	
at Indiana	01/29/12	* 23	4-9	.444	1-2	.500	0-1	.000	0	1	1	4.7	5	1	2	0	0	9	9.7	
MINNESOTA	02/01/12	* 28	2-7	.286	0-1	.000	5-7	.714	3	4	7	4.8	3	2	0	1	1	9	9.7	
PENN STATE	02/04/12	* 32	5-9	.556	2-4	.500	5-6	.833	3	6	9	5.0	2	4	2	3	2	17	10.0	
at Northwestern	02/09/12	* 35	7-10	.700	2-3	.667	1-1	1.000	4	8	12	5.3	2	1	4	1	0	17	10.2	
at Penn State	02/16/12	* 34	6-11	.545	1-3	.333	3-4	.750	3	7	10	5.5	1	1	4	3	1	16	10.5	
INDIANA	02/19/12	* 32	4-10	.400	0-0	.000	0-1	.000	3	7	10	5.6	2	1	1	1	1	8	10.4	
WISCONSIN	02/23/12	* 35	5-7	.714	0-0	.000	2-5	.400	0	6	6	5.6	1	2	0	1	0	12	10.4	
at Illinois	02/26/12	* 32	3-6	.500	0-1	.000	2-3	.667	1	1	2	5.5	2	3	3	0	0	8	10.3	
at Nebraska	02/29/12	* 27	3-7	.429	0-2	.000	2-3	.667	1	4	5	5.5	3	0	2	0	1	8	10.3	
NORTHWESTERN	03/03/12	* 31	4-5	.800	1-2	.500	5-7	.714	0	3	3	5.4	4	1	1	0	3	14	10.4	
vs Illinois	03/08/12	* 28	5-9	.556	1-3	.333	2-4	.500	2	7	9	5.5	4	1	0	0	3	13	10.5	
vs Michigan State	03/09/12	* 19	2-6	.333	0-3	.000	3-8	.375	1	2	3	5.5	4	0	2	2	1	7	10.4	
DAYTON	03/13/12	* 31	10-15	.667	1-3	.333	4-4	1.000	4	7	11	5.6	2	2	0	0	0	25	10.8	
at Oregon	03/18/12	* 35	7-17	.412	1-5	.200	7-8	.875	5	3	8	5.7	2	1	0	0	1	22	11.1	
Totals		14	834	136-270	.504	17-61	.279	100-143	.699	73	126	199	5.7	73	31	49	23	31	389	11.1

Games played: 35
 Minutes/game: 23.8
 Points/game: 11.1
 FG Pct: 50.4
 3FG Pct: 27.9

Rebounds/game: 5.7
 Assists/game: 0.9
 Turnovers/game: 1.4
 Assist/turnover ratio: 0.6
 Steals/game: 0.9

- Set or equaled career highs in 3-pointers made (2), 3-pointers attempted (4), assists (4), blocks (3), and minutes (32) in home win over Penn State, to go along with 17 points
- Grabbed a career-high 12 rebounds at Northwestern, to go along with a team-high 17 points for his second double-double
- Had 16 points and 10 rebounds at Penn State, registering his second consecutive double-double
- Pulled down a team-high 10 rebounds and scored eight points in home win over #18 Indiana
- Scored 12 points and grabbed six rebounds in 35 minutes in win over #15 Wisconsin
- Scored 14 points, shooting 4-5 from the field and 5-7 from the free throw line, while collecting a career-high three steals vs. Northwestern
- Tallied 13 points, 9 rebounds and matched career-high with three steals in Big Ten Tournament win over Illinois
- Recorded seven points, three rebounds and two blocks against #8 Michigan State in Big Ten Tournament quarterfinal game

- Set a career high with 25 points in first round NIT win over Dayton, while also grabbing 11 rebounds, which equals the most for an Iowa player in a NIT game

Personal Bests

Points: 25 vs. Dayton, 3/13/12
Rebounds: 12 at Northwestern, 12/9/12
FGM: 10 vs. Dayton, 3/13/12
FGA: 15 vs. Dayton, 3/13/12
3-pt FG: 2, 4x, last at Northwestern, 12/9/12
3-pt FGA: 4 vs. Penn State, 2/4/12
FTM: 8 vs. Michigan, 1/14/12
FTA: 10 vs. Michigan, 1/14/12
Assists: 4 vs. Penn State, 2/4/12
Steals: 3, 2x, last vs. Illinois, 3/8/12
Blocks: 3, 2x, last at Penn State, 2/16/12
Minutes: 35, 2x, last vs. Wisconsin, 2/23/11

CAREER STATISTICS

YEAR	G/GS	FG-A	PCT	3-PT	PCT	FT-A	PCT	RB	AVG	PF-FO	AS	TO	BK	ST	PTS	AVG
Fresh.	34/13	129-253	.510	16-56	.286	93-135	.689	191	5.6	71-2	30	49	23	30	367	10.8



IOWA HAWKEYE BASKETBALL

Game-by-Game Results

Overall: 18-17 Big Ten: 8-10 Home: 14-6 Away: 3-9 Neutral: 1-2

Date	Opponent	Result	Attend.	Top Scorer	Top Rebounder
Nov. 11	Chicago State	W, 96-53	12,897	19, Aaron White	10, Aaron White
Nov. 14	North Carolina A&T	W, 95-79	8,891	27, Matt Gatens	10, Melsahn Basabe
Nov. 17	Northern Illinois	W, 88-55	9,666	16, Josh Oglesby	7, Devon Archie
^ Nov. 20	Creighton	L, 59-82	12,746	14, Josh Oglesby	6, Eric May
Nov. 23	Campbell	L, 61-77	10,501	17, Matt Gatens	7, Zach McCabe
Nov. 26	IPFW	W, 82-72	9,904	22, Matt Gatens	4, Basabe, Gatens, Brommer
§ Nov. 29	Clemson	L, 55-71	10,449	15, Josh Oglesby	7, Zach McCabe
Dec. 3	Brown	W, 75-54	10,399	14, Melsahn Basabe	10, Melsahn Basabe
Dec. 6	at Northern Iowa	L, 60-80	6,834	14, Roy Devyn Marble	6, Melsahn Basabe
+ Dec. 9	at Iowa State	L, 76-86	14,356	21, Roy Devyn Marble	9, Melsahn Basabe
Dec. 17	Drake	W, 82-68	10,479	20, Matt Gatens	6, McCabe, Gatens
Dec. 19	Central Arkansas	W, 105-64	9,382	19, Roy Devyn Marble	9, Melsahn Basabe
Dec. 22	Boise State	W, 81-72	13,122	18, White, Marble	11, Melsahn Basabe
* Dec. 28	Purdue	L, 76-79	13,314	17, Roy Devyn Marble	8, Melsahn Basabe
* Dec. 31	at #11 Wisconsin	W, 72-65	17,230	18, Aaron White	12, Matt Gatens
* Jan. 4	at Minnesota	W, 64-62	12,018	19, Matt Gatens	7, Zach McCabe
* Jan. 7	#6 Ohio State	L, 47-76	15,400	9, Eric May	6, Eric May
* Jan. 10	at #10 Michigan State	L, 61-95	14,797	15, Aaron White	8, Roy Devyn Marble
* Jan. 14	#13 Michigan	W, 75-59	12,366	19, Matt Gatens	7, May, McCabe
* Jan. 17	at Purdue	L, 68-75	14,134	20, Zach McCabe	6, Matt Gatens
* Jan. 26	Nebraska	L, 73-79	10,538	20, Zach McCabe	9, Aaron White
* Jan. 29	at #16 Indiana	L, 89-103	17,243	24, Josh Oglesby	3, Basabe, Marble
* Feb. 1	Minnesota	W, 63-59	11,232	18, Matt Gatens	10, Zach McCabe
* Feb. 4	Penn State	W, 77-64	13,510	18, Matt Gatens	9, Aaron White
* Feb. 9	at Northwestern	L, 64-83	6,013	17, Aaron White	12, Aaron White
* Feb. 16	at Penn State	L, 64-69	6,794	21, Matt Gatens	10, Aaron White
* Feb. 19	#18 Indiana	W, 78-66	13,282	30, Matt Gatens	10, Aaron White
* Feb. 23	#15 Wisconsin	W, 67-66	14,248	33, Matt Gatens	6, Aaron White
* Feb. 26	at Illinois	L, 54-65	16,322	22, Matt Gatens	7, Zach McCabe
* Feb. 29	at Nebraska	W, 62-53	10,772	16, Matt Gatens	5, Gatens, McCabe, White
* March 3	Northwestern	L, 66-70	15,400	17, Matt Gatens	6, McCabe, Cartwright
% March 8	vs. Illinois	W, 64-61	17,936	20, Matt Gatens	9, Aaron White
% March 9	vs. #8 Michigan State	L, 75-92	18,484	20, Josh Oglesby	6, Zach McCabe
& March 13	Dayton	W, 84-75	13,190	25, Aaron White	11, Aaron White
& March 18	at Oregon	L, 97-108	8,647	31, Roy Devyn Marble	8, White, McCabe

^ - Dale Howard Classic, Des Moines, Iowa

§ - Big Ten / ACC Challenge

+ - Iowa Corn Cy-Hawk Series

* - Big Ten Conference Game

% - Big Ten Tournament, Indianapolis, Ind.

& - National Invitation Tournament

Attendance Summary	Games	Totals	Average
Home	20	238,170	11,909
Away	12	145,160	12,097
Neutral	3	49,166	16,389
Totals	35	432,496	12,357



IOWA HAWKEYE BASKETBALL

Game-by-Game Statistics

Team	Score	FG-A	PCT	3-PT. FG	PCT	FT-A	PCT	REB	PF	AS	TO	BS	ST
at Iowa	96	30-70	.429	9-27	.333	27-32	.844	43	13	22	10	1	14
Chicago State	53	23-54	.426	1-10	.100	6-10	.600	32	22	13	27	2	3
at Iowa	95	33-67	.493	9-26	.346	20-27	.741	53	22	20	22	2	7
North Carolina A&T	79	26-69	.377	10-28	.357	17-23	.739	32	21	17	13	0	10
at Iowa	88	33-61	.541	13-21	.619	9-13	.692	35	13	26	9	2	10
Northern Illinois	55	19-54	.352	6-22	.273	11-18	.611	34	12	11	16	3	3
Iowa	59	21-59	.356	7-21	.333	10-19	.526	28	14	10	8	3	10
vs. Creighton	82	32-58	.552	9-19	.474	9-13	.692	43	16	20	15	2	4
at Iowa	61	24-66	.364	3-11	.273	10-12	.833	29	21	10	14	2	10
Campbell	77	28-45	.622	4-8	.500	17-23	.739	34	15	17	22	10	4
at Iowa	82	28-51	.549	5-11	.455	21-33	.636	26	19	17	15	0	13
IPFW	72	23-44	.523	7-18	.389	19-26	.731	30	24	11	24	2	2
at Iowa	55	16-56	.286	3-11	.273	20-22	.909	27	11	5	10	3	8
Clemson	71	28-54	.519	11-21	.524	4-7	.571	42	21	20	19	3	2
at Iowa	75	28-69	.406	2-10	.200	17-24	.708	56	17	15	10	3	8
Brown	54	21-60	.350	4-22	.182	8-17	.471	37	20	12	12	2	5
Iowa	60	28-55	.509	1-12	.083	3-9	.333	33	25	10	12	0	5
at Northern Iowa	80	20-44	.455	11-21	.524	29-33	.879	27	15	9	10	3	2
Iowa	76	24-56	.429	6-13	.462	22-25	.880	30	24	12	12	0	6
at Iowa State	86	28-51	.549	8-19	.500	22-31	.710	32	22	17	12	3	4
at Iowa	82	28-56	.500	3-13	.231	23-29	.793	32	17	16	12	6	12
Drake	68	23-54	.426	5-19	.263	17-23	.739	33	23	7	19	2	5
at Iowa	105	42-76	.553	5-13	.385	16-21	.762	53	15	32	14	7	12
Central Arkansas	64	23-73	.315	8-19	.500	10-14	.714	38	17	15	19	2	8
at Iowa	81	26-54	.481	4-12	.333	25-31	.806	35	11	14	5	8	6
Boise State	72	29-62	.468	8-18	.444	6-12	.500	34	22	13	8	1	1
at Iowa	76	26-55	.473	3-11	.273	21-29	.724	34	13	15	10	4	1
Purdue	79	33-66	.500	6-20	.300	7-11	.636	35	21	11	7	1	6
Iowa	72	29-59	.492	2-6	.333	12-17	.706	41	17	10	10	4	2
at #11 Wisconsin	65	24-69	.348	3-28	.107	14-17	.824	39	18	9	8	5	3
Iowa	64	23-50	.460	4-12	.333	14-24	.583	33	13	12	12	1	10
at Minnesota	62	26-58	.448	4-23	.174	6-10	.600	34	20	16	12	5	9
at Iowa	47	17-53	.321	3-12	.250	10-13	.769	31	10	7	20	6	10
#6 Ohio State	76	33-64	.516	7-14	.500	3-7	.429	41	18	21	15	2	12
Iowa	61	23-63	.365	4-14	.286	11-19	.579	33	16	12	21	4	8
at #10 Michigan State	95	37-60	.617	10-18	.556	11-15	.733	37	17	25	15	3	16
at Iowa	75	25-54	.463	5-12	.417	20-28	.714	39	17	18	8	1	8
#13 Michigan	59	20-52	.358	8-31	.258	11-17	.647	30	22	9	10	0	2
Iowa	68	22-49	.449	5-12	.417	19-30	.633	32	25	10	13	5	6
at Purdue	75	23-56	.411	4-15	.267	25-35	.714	41	23	12	10	3	7
at Iowa	73	27-55	.491	6-19	.316	13-18	.722	27	18	11	8	4	7
Nebraska	79	27-52	.519	7-20	.350	18-24	.750	34	15	15	11	1	6
Iowa	89	34-54	.630	8-15	.533	13-21	.619	22	23	16	17	6	6
at #16 Indiana	103	37-67	.552	4-16	.250	25-31	.806	37	17	20	13	5	7
at Iowa	63	21-56	.375	4-14	.286	17-26	.654	39	13	13	10	3	11
Minnesota	59	20-51	.392	10-19	.526	9-14	.643	35	18	17	16	6	1
at Iowa	77	22-48	.458	4-13	.308	29-34	.853	38	12	16	14	6	7
Penn State	64	25-62	.403	10-29	.345	4-7	.571	31	27	12	15	2	6
Iowa	64	23-45	.511	7-14	.500	11-15	.733	29	20	14	18	2	2
at Northwestern	83	27-48	.563	13-25	.250	16-23	.696	21	15	22	7	3	11
Iowa	64	20-49	.408	6-18	.333	18-27	.667	34	18	13	12	7	6
at Penn State	69	21-53	.396	5-17	.294	22-28	.786	34	22	11	8	3	7



IOWA HAWKEYE BASKETBALL

Game-by-Game Statistics

Team	Score	FG-A	PCT	3-PT. FG	PCT	FT-A	PCT	REB	PF	AS	TO	BS	ST
at Iowa	78	27-63	.429	9-18	.500	15-21	.714	41	18	12	11	7	9
#18 Indiana	66	20-53	.377	6-16	.375	20-26	.769	35	19	13	14	4	2
at Iowa	67	24-50	.480	10-18	.556	9-15	.600	29	12	18	13	4	6
#15 Wisconsin	66	29-57	.509	6-16	.375	2-3	.667	31	16	11	13	6	6
Iowa	54	18-49	.367	6-17	.353	12-16	.750	27	17	12	17	1	7
at Illinois	65	22-52	.423	6-18	.333	15-17	.882	35	14	12	18	4	4
Iowa	62	22-49	.449	8-20	.400	10-16	.625	34	15	15	14	0	4
at Nebraska	53	19-52	.365	4-24	.167	11-13	.846	30	17	15	12	3	8
at Iowa	66	22-40	.550	5-16	.313	17-22	.773	29	20	16	18	3	6
Northwestern	70	24-57	.421	5-17	.294	17-23	.739	27	17	11	10	0	11
Iowa	64	23-57	.404	6-19	.316	12-19	.632	39	10	15	6	3	9
vs. Illinois	61	27-62	.435	7-27	.269	0-0	.000	35	13	18	12	5	4
Iowa	75	23-43	.434	10-20	.500	19-26	.731	24	22	15	9	7	7
vs. #8 Michigan State	92	32-55	.582	8-18	.444	20-27	.741	36	20	17	12	8	6
at Iowa	84	33-58	.569	6-16	.375	12-15	.800	34	12	23	11	5	3
Dayton	75	26-66	.394	9-30	.300	14-18	.778	35	15	10	9	0	3
Iowa	97	37-79	.468	10-22	.455	13-15	.867	36	23	19	8	0	6
at Oregon	108	35-59	.593	10-23	.435	28-32	.875	32	16	26	10	7	3



IOWA HAWKEYE BASKETBALL

Season & Career Bests

Season Bests

Player	Points	3-Pointers	Rebounds	Assists	Blocks	Steals
Devon Archie	4, three times	---	7, N. Illinois	1, three times	2, Ohio State	2, twice
Melsahn Basabe	18, Iowa State	---	11, Boise State	2, twice	5, Indiana	2, four times
Andrew Brommer	9, Brown	---	5, twice	1, five times	2, Brown	3, IPFW
Bryce Cartwright	17, twice	1, Ohio State	7, Penn State	11, Dayton	1, twice	4, Oregon
Cody Cox	---	---	1, Chicago State	---	---	---
Kyle Denning	2, twice	---	1, C. Arkansas	---	---	---
Matt Gatens	33, Wisconsin	7, twice	12, Wisconsin	5, three times	2, Wisconsin	4, Indiana
Roy Devyn Marble	31, Oregon	7, Oregon	8, four times	8, Wisconsin	3, Boise State	4, twice
Eric May	20, NC A&T	3, NC A&T	9, NC A&T	5, Chicago State	2, Drake	3, C. Arkansas
Zach McCabe	20, three times	3, Purdue	10, Minnesota	4, Minnesota	2, Penn State	4, Minnesota
Stephen McCarty	2, N. Illinois	---	1, Ohio State	---	---	---
Josh Oglesby	24, Indiana	6, Indiana	5, N. Illinois	4, Chicago State	1, twice	2, Clemson
Gabriel Olaseni	8, twice	---	5, N. Illinois	1, three times	3, C. Arkansas	2, Penn State
Darius Stokes	2, twice	---	4, C. Arkansas	1, twice	1, twice	1, Clemson
Branden Stubbs	5, Chicago State	1, Chicago State	2, C. Arkansas	3, C. Arkansas	---	2, twice
Aaron White	25, Dayton	2, three times	12, Northwestern	4, Penn State	3, twice	3 N'western/III.

Career Bests

Player	Points	3-Pointers	Rebounds	Assists	Blocks	Steals
Devon Archie	10, Xavier, '10	---	11, Xavier, '10	2, twice	3, Purdue, '11	2, three times
Melsahn Basabe	25, Michigan, '11	---	14, Iowa State, '10	2, three times	7, Iowa State, '10	2, four times
Andrew Brommer	12, twice	---	6, Ohio State, '11	3, twice	4, Minnesota, '11	3, IPFW, '11
Bryce Cartwright	25, N'western, '11	3, Cal Poly, '08	7, twice	11, Dayton, '12	1, four times	4, twice
Cody Cox	---	---	1, Chicago St., '11	1, SIUE, '10	---	1, SIUE, '10
Kyle Denning	2, twice	---	1, C. Arkansas, '11	---	---	---
Matt Gatens	33, Wisconsin, '12	7, twice	12, Wisconsin, '11	8, SC State, '09	2, twice	5, Idaho State, '10
Roy Devyn Marble	21, Iowa State, '11	2, three times	8, four times	8, Wisconsin, '12	3, Boise State, '11	4, twice
Eric May	20, twice	5, Ohio State, '10	11, PVAM, '09	4, Tenn State, '10	3, three times	7, SIUE
Zach McCabe	20, three times	4, SIUE, '10	10, Minnesota, '12	4, Minnesota, '12	2, Penn State, '12	4, Minnesota, '12
Stephen McCarty	2, N. Illinois	---	1, Ohio State, '11	---	---	---
Josh Oglesby	24, Indiana, '12	6, Indiana, '12	5, N. Illinois, '11	4, Chicago State, '11	1, twice	2, Clemson, '11
Gabriel Olaseni	8, twice	---	5, N. Illinois	1, three times	3, C. Arkansas	2, Penn State, '12
Darius Stokes	2, twice	---	4, C. Arkansas, '11	1, twice	1, twice	1, Clemson, '11
Branden Stubbs	12, SIUE, '10	2, SIUE, '10	2, C. Arkansas, '11	3, C. Arkansas, '11	---	2, twice
Aaron White	25, Dayton, '12	2, three times	12, N'western, '12	4, Penn State, '12	3, twice	3, twice, '12



IOWA HAWKEYE BASKETBALL

The Last Time...

The Last Time a Player . . .

Had 30 or more points

Iowa -- 31, Roy Devyn Marble at Oregon, 3/18/12
Opponent -- 30, Tim Hardaway Jr., Michigan, 2/19/11

Made at least 90% of his FGA (10 att.)

Iowa -- .909 (9-10), Luke Recker vs. Purdue, 3/07/02
Opponent -- .900 (9-10), E.J. Singler, Oregon, 3/18/12

Made 100% of his FTA (10 att.)

Iowa -- 1.000 (10-10), Jermain Davis vs. UTSA, 11/17/08
Opponent -- 1.000 (10-10), Morris Smith IV, UTSA, 11/15/09

Had 15 or more rebounds

Iowa -- 15, Jarryd Cole vs. Northern Iowa, 12/7/10
Opponent -- 15, Jon Leuer, Wisconsin, 2/9/11

Had 10 or more assists

Iowa -- 11, Bryce Cartwright vs. Oregon, 3/18/12
Opponent -- 11, Darius Morris, Michigan, 1/30/11

Had 5 or more blocks

Iowa -- 5, Melsahn Basabe vs. Indiana, 2/19/12
Opponent -- 6, Eric Griffin, Campbell, 11/23/11

Had 5 or more steals

Iowa -- 5, Jarryd Cole at Michigan State, 3/2/11
Opponent -- 5, Drew Crawford, Northwestern, 3/3/12

The Last Time A Team . . .

Scored 100 or more points

Iowa -- 105 vs. Central Arkansas, 12/19/11
Opponent -- 108 by Oregon, 3/18/12

Scored 40 or fewer points

Iowa -- 40 at Wisconsin, 3/3/10
Opponent -- 39 by Northern Iowa, 12/7/10

Won an overtime game

Iowa -- 75-67 (2 OT) vs. Penn State, 3/07/09
Opponent -- 62-59 (1 OT) Wisconsin, 2/9/11

Made at least 60% of its FGA (20 att.)

Iowa -- .630 (34-54) at Indiana, 1/19/12
Opponent -- .617 (37-60) by Michigan State, 1/10/2012

Made at least 50% of its 3-pt. FGA (8 att.)

Iowa -- .500 (10-20) vs. Michigan State, 3/9/12
Opponent -- .520 (13-25) by Northwestern, 2/9/12

Made at least 90% of its FTA (10 att.)

Iowa -- .909 (20-22) vs. Clemson, 11/29/11
Opponents -- .909 (10-11) by Penn State, 1/26/11



IOWA HAWKEYE BASKETBALL

Season Highs And Lows/Specialty Statistics

CATEGORY	IOWA		OPPONENTS	
<u>Points</u>	High	105	108	Oregon
	Low	47	53	Chicago State/Nebraska
<u>FG Made</u>	High	42	37	Michigan State/Indiana
	Low	16	19	Northern Illinois/Nebraska
<u>FG Att.</u>	High	79	73	Central Arkansas
	Low	40	44	IPFW/Northern Iowa
<u>FG%</u>	High	.630	.622	Campbell
	Low	.286	.315	Central Arkansas
<u>3FG Made</u>	High	13	13	Northwestern
	Low	1	1	Chicago State
<u>3FG Att.</u>	High	27	31	Michigan
	Low	6	8	Campbell
<u>3FG%</u>	High	.619	.556	Michigan State
	Low	.083	.100	Chicago State
<u>FTM</u>	High	29	29	Northern Iowa
	Low	3	0	Illinois
<u>FTA</u>	High	34	35	Purdue
	Low	9	0	Illinois
<u>FT% (min. 10)</u>	High	.909	.882	Illinois
	Low	.526	.000	Illinois
<u>Off. Reb.</u>	High	21	20	Indiana
	Low	5	4	Northern Iowa
<u>Def. Reb.</u>	High	36	34	Clemson
	Low	15	13	Northwestern
<u>Total Reb.</u>	High	56	43	Creighton
	Low	22	21	Northwestern
<u>Assists</u>	High	32	26	Oregon
	Low	5	7	Drake
<u>Steals</u>	High	14	16	Michigan State
	Low	1	1	Boise State, Minnesota
<u>Blocks</u>	High	8	10	Campbell
	Low	0	0	NCA&T/Michigan/N'western/Dayton
<u>Turnovers</u>	High	22	27	Chicago State
	Low	5	7	Purdue, Northwestern
<u>Fouls</u>	High	25	24	IPFW
	Low	10	12	Northern Illinois

GAME-BY-GAME SPECIALTY STATS					
Date	Opponent	Pts. Off	Pts. in	2nd	Fast
		TO's	Paint	Chance	Break
		IA-Opp.	IA-Opp.	IA-Opp.	IA-Opp.
11/11	Chicago State	25-8	38-42	20-4	10-16
11/14	NC A&T	15-26	28-28	23-11	12-18
11/17	Northern Illinois	28-4	34-18	11-8	16-0
11/20	Creighton	15-7	16-40	3-18	6-4
11/23	Campbell	18-9	30-36	10-6	4-0
11/26	IPFW	33-12	36-26	4-4	12-9
11/29	Clemson	16-10	24-30	6-11	9-10
12/3	Brown	14-12	44-26	18-11	10-7
12/6	at UNI	12-26	20-14	10-2	n/a
12/9	at Iowa State	16-20	30-34	9-12	0-4
12/17	Drake	21-9	40-30	18-15	4-4
12/19	Central Arkansas	35-11	64-24	20-11	23-4
12/22	Boise State	13-9	30-38	14-17	8-2
12/28	Purdue	5-8	40-44	12-11	13-8
12/31	at #11 Wisconsin	8-13	32-32	12-10	14-2
1/4	at Minnesota	13-14	28-32	14-13	8-12
1/7	#6 Ohio State	10-23	22-44	7-15	6-8
1/10	at #10 Michigan St	9-33	32-50	10-18	6-22
1/14	#13 Michigan	10-11	32-22	10-15	7-8
1/17	at Purdue	13-20	22-26	7-12	n/a
1/26	Nebraska	12-7	34-30	12-10	2-4
1/29	at #16 Indiana	17-21	40-58	11-23	8-6
2/1	Minnesota	15-7	30-10	10-12	15-10
2/4	Penn State	20-17	30-22	16-10	2-4
2/9	at Northwestern	6-20	28-26	13-4	2-13
2/16	at Penn State	7-17	20-28	7-15	2-4
2/19	#18 Indiana	14-6	24-22	19-8	2-2
2/23	#15 Wisconsin	12-7	16-32	9-11	6-5
2/26	at Illinois	13-20	16-24	6-8	8-4
2/29	at Nebraska	17-14	22-28	11-8	4-2
3/3	Northwestern	9-23	28-28	4-11	6-6
3/8	vs. Illinois	15-5	26-32	15-8	11-4
3/9	vs. #8 Michigan St	14-15	20-44	13-16	3-10
3/13	Dayton	14-19	48-30	14-26	10-2
3/18	at Oregon	12-12	42-42	20-10	15-23

IOWA AND OPPONENT INDIVIDUAL HIGH PERFORMANCES

CATEGORY	IOWA	OPPONENTS
<u>Points</u>	33	Matt Gatens vs. Wisconsin 28
<u>Field Goals Made</u>	12 (12-18)	Matt Gatens vs. Wisconsin 13
<u>Field Goals Attempted</u>	18	Matt Gatens vs. Indiana, Wisconsin 19 (8-19)
<u>Field Goal Percentage (min. 5 made)</u>	1.000 (9-9)	Zach McCabe vs. Dayton .917 (11-12)
<u>3-Point Field Goals Made</u>	7	Gatens vs. Ind. & Wis./Marble at Oregon 6
<u>3-Point Field Goals Attempted</u>	10	Matt Gatens vs. NC A&T, Indiana, Wisconsin 9
<u>3-Point Field Goals Pct. (min. 4 made)</u>	.875 (7-8)	roy Devyn Marble at Oregon 1.000 (4-4)
<u>Free Throws Made</u>	10 (10-11)	Marble at Iowa St/Gatens vs. Penn St 10 (10-11)
<u>Free Throws Attempted</u>	11 (10-11)	Marble at Iowa St/Gatens vs. Penn St 15 (9-15)
<u>Free Throw Pct. (min. 7 made)</u>	1.000 (8-8)	Basabe vs. CSU/Cartwright vs. Drake 1.000
	1.000 (7-7)	Matt Gatens vs. Michigan State
<u>Offensive Rebounds</u>	6	Zach McCabe vs. Campbell 7
<u>Defensive Rebounds</u>	10	Matt Gatens at Wisconsin 13
<u>Total Rebounds</u>	12	Gatens at Wisconsin/White at Northwestern 15
<u>Assists</u>	11	Bryce Cartwright vs. Dayton 9
<u>Steals</u>	4	Marble, 2x; Cartwright/Gatens/McCabe, once 6
<u>Blocks</u>	5	Melsahn Basabe vs. Indiana 6
<u>Turnovers</u>	6	Cartwright at Indiana/Marble at Illinois 8
		Jared Sullinger (Ohio State)
		Jared Sullinger (Ohio State)
		Abdel Nader (Northern Illinois)
		Cody Zeller (Indiana)
		Clayborn (Central Arkansas)/Richardson (Nebraska)
		Welch (Minnesota)/Hollins (Minnesota)
		Hill (NC A&T)/Dingman (Creighton)/Roth (IU)
		Carlos Emory (Oregon)
		Bubu Palo (Iowa State)
		Four times, last by Meyers Leonard (Illinois)
		Jordan Harks (Central Arkansas)
		Tanner Smith (Clemson)
		Jordan Harks (Central Arkansas)
		Keith Appling (Michigan State)/Verdell Jones (Ind.)
		Julian Welch (Minnesota)
		Eric Griffin (Campbell)
		Robinson (Chicago State)/White (Campbell)



IOWA HAWKEYE BASKETBALL

2011-12 Iowa Record When . . .

When playing at home:	14-6	When leading at the half:	13-3	When wearing White:	13-6
When playing on the road:	3-9	When trailing at the half:	3-14	When wearing Black:	4-10
When playing on a neutral court:	1-2	When tied at the half:	2-0	When wearing Gold:	1-1
When Iowa scores 100 points or more:	1-0	Iowa field goal percentage at home:	532-11158		.459
When Iowa scores 90-99 points:	2-1	Iowa field goal percentage on road:	360-825		.436
When Iowa scores 80-89 points:	5-1	Iowa 3-point percentage at home:	111-304		.365
When Iowa scores 70-79 points:	5-4	Iowa 3-point percentage on road:	90-237		.380
When Iowa scores under 70 points:	5-11	Iowa free throw percentage at home:	351-465		.755
		Iowa free throw percentage on road:	199-298		.668
When opponent scores 100 points or more:	0-2	On Sunday:	1-4		
When opponent scores 90-99 points:	0-2	On Monday:	2-0		
When opponent scores 80-89 points:	0-4	On Tuesday:	1-4		
When opponent scores 70-79 points:	4-7	On Wednesday:	3-2		
When opponent scores 60-69 points:	8-2	On Thursday:	4-3		
When opponent scores fewer than 60 points:	6-0	On Friday:	1-2		
When Iowa shoots at least 50% from the field:	5-4	On Saturday:	6-2		
When Iowa shoots less than 50% from the field:	13-13	On BTN:	7-8		
When opponent shoots at least 50% from the field:	2-12	On CBS:	0-0		
When opponent shoots less than 50% from the field:	16-5	On ESPN:	1-1		
When Iowa has higher FG% than opponent:	15-5	On ESPN2:	1-0		
When opponent has higher FG%:	3-12	On ESPNU:	2-5		
When FG% is equal:	0-0	On Mediacom:	3-0		
When Iowa outrebounds opponent:	13-4	On Fox Sports:	0-0		
When opponent has more rebounds:	5-12	BTN.com:	4-1		
When rebounds are equal:	0-1	No Television:	0-0		
When Iowa shoots at least 80% from the line:	4-3	Most Points, First Half: 55 vs. Central Arkansas			
When Iowa shoots less than 80% from the line:	14-14	Fewest Points, First Half: 19 vs. Ohio State			
When opponent shoots at least 80% from the line:	2-4	Most Points Allowed, First Half: 55 vs. Michigan State			
When opponent shoots less than 80% from the line:	16-13	Fewest Points Allowed, First Half: 19 vs. Penn State/Nebraska			
When Iowa shoots more free throws than opponent:	14-5	Most Points, Second Half: 55 vs. Central Arkansas			
When opponent shoots more free throws:	3-12	Fewest Points, Second Half: 24 vs. Wisconsin			
When free throws attempts are equal:	1-0	Most Points Allowed, Second Half: 61 at Oregon			
When Iowa has higher FT% than opponent:	12-7	Fewest Points Allowed, Second Half: 22 vs. Central Arkansas			
When opponent has higher FT%:	6-10	Largest Halftime Advantage: 23 vs. Chicago State			
When FT% is equal:	0-0	Largest Halftime Deficit: 22 at Michigan State			
When Iowa shoots at least 50% from 3-point range:	3-3				
When Iowa shoots less than 50% from 3-point range:	15-14				
When opponent shoots at least 50% from 3-point range:	1-6				
When opponent shoots less than 50% from 3-point range:	17-11				
When Iowa has a higher 3-point FG% than opponent:	12-7				
When opponent has a higher 3-point FG%:	6-10				
When 3-point FG% is equal:	0-0				
When Iowa has more assists than opponent:	13-4				
When opponent has more assists:	4-12				
When assists are equal:	1-1				
When Iowa has fewer turnovers than opponent:	12-6				
When opponent has fewer turnovers:	4-10				
When turnovers are equal:	2-1				
When Iowa has more steals than opponent:	13-9				
When opponent has more steals:	3-8				
When steals are equal:	2-0				



IOWA HAWKEYE BASKETBALL

Under McCaffery... Iowa Record When . . .

When playing at home:	22-14	When leading at the half:	22-9	When wearing White:	21-15
When playing on the road:	5-18	When trailing at the half:	5-28	When wearing Black:	6-21
When playing on a neutral court:	2-5	When tied at the half:	2-0	When wearing Gold:	2-1
When Iowa scores 100 points or more:	2-0	Iowa field goal percentage at home:	951-2069	.460	
When Iowa scores 90-99 points:	3-1	Iowa field goal percentage on road:	717-1657	.433	
When Iowa scores 80-89 points:	5-1	Iowa 3-point percentage at home:	198-562	.352	
When Iowa scores 70-79 points:	8-13	Iowa 3-point percentage on road:	149-442	.337	
When Iowa scores under 70 points:	11-22	Iowa free throw percentage at home:	566-791	.716	
		Iowa free throw percentage on road:	390-573	.681	
When opponent scores 100 points or more:	0-2	On Sunday:	2-9		
When opponent scores 90-99 points:	0-3	On Monday:	2-1		
When opponent scores 80-89 points:	0-9	On Tuesday:	4-6		
When opponent scores 70-79 points:	5-16	On Wednesday:	4-8		
When opponent scores 60-69 points:	10-7	On Thursday:	4-5		
When opponent scores fewer than 60 points:	14-0	On Friday:	2-4		
		On Saturday:	10-4		
When Iowa shoots at least 50% from the field:	8-6	On BTN:	11-24		
When Iowa shoots less than 50% from the field:	21-31	On CBS:	0-0		
When opponent shoots at least 50% from the field:	2-21	On ESPN:	2-1		
When opponent shoots less than 50% from the field:	27-16	On ESPN2:	2-2		
When Iowa has higher FG% than opponent:	26-8	On ESPNU:	2-6		
When opponent has higher FG%:	3-29	On Mediacom:	6-0		
When FG% is equal:	0-0	On Fox Sports:	0-0		
When Iowa outrebounds opponent:	24-10	BTN.com:	4-1		
When opponent has more rebounds:	5-26	No Television:	2-2		
When rebounds are equal:	0-1				
When Iowa shoots at least 80% from the line:	6-7	Most Points, First Half: 55 vs. Central Arkansas, '11			
When Iowa shoots less than 80% from the line:	23-30	Fewest Points, First Half: 19 at Minnesota, vs. Ohio State			
When opponent shoots at least 80% from the line:	6-10	Most Points Allowed, First Half: 55 vs. Michigan State, '12			
When opponent shoots less than 80% from the line:	24-27	Fewest Points Allowed, First Half: 18 vs. UL Monroe, '10			
When Iowa shoots more free throws than opponent:	24-15	Most Points, Second Half: 58 vs. SIU-Edwardsville, '10			
When opponent shoots more free throws:	4-21	Fewest Points, Second Half: 24 vs. Wisconsin, '12			
When free throws attempts are equal:	1-1	Most Points Allowed, Second Half: 61 at Oregon, '12			
When Iowa has higher FT% than opponent:	15-14	Fewest Points Allowed, Second Half: 16 vs. UNI, '10			
When opponent has higher FT%:	14-23	Largest Halftime Advantage: 33 vs. SIU-Edwardsville, '10			
When FT% is equal:	0-0	Largest Halftime Deficit: 22 at Michigan State, '12			
When Iowa shoots at least 50% from 3-point range:	4-3				
When Iowa shoots less than 50% from 3-point range:	25-34				
When opponent shoots at least 50% from 3-point range:	1-10				
When opponent shoots less than 50% from 3-point range:	28-27				
When Iowa has a higher 3-point FG% than opponent:	21-14				
When opponent has a higher 3-point FG%:	8-23				
When 3-point FG% is equal:	0-0				
When Iowa has more assists than opponent:	21-6				
When opponent has more assists:	6-29				
When assists are equal:	2-2				
When Iowa has fewer turnovers than opponent:	17-13				
When opponent has fewer turnovers:	9-22				
When turnovers are equal:	3-2				
When Iowa has more steals than opponent:	20-16				
When opponent has more steals:	6-20				
When steals are equal:	3-1				

Game 9 - Northern Iowa 80, Iowa 60

Official Basketball Box Score -- Game Totals -- Final Statistics
Iowa vs UNI
12/06/11 7:05 p.m. at Cedar Falls, Iowa (McLeod Center)

Iowa 60 • 5-4

Box score table for Game 9 showing player stats for Iowa. Columns include Player, FG-FGA, 3-Ptr, FT-FTA, Rebounds (Off, Def, Tot), PF, TP, A, TO, Blk, Stl, and Min. Total stats: 28-55 FG, 1-12 3-Ptr, 3-9 FT-FTA, 8 25 33 Rebounds, 25 PF, 60 TP, 10 12 0 5 200.

FG % 1st Half: 13-22 59.1% 2nd half: 15-33 45.5% Game: 28-55 50.9% Deadball Rebounds: 1
3FG % 1st Half: 1-4 25.0% 2nd half: 0-8 0.0% Game: 1-12 8.3%
FT % 1st Half: 0-3 0.0% 2nd half: 3-6 50.0% Game: 3-9 33.3%

UNI 80 • 8-1

Box score table for Game 9 showing player stats for UNI. Columns include Player, FG-FGA, 3-Ptr, FT-FTA, Rebounds (Off, Def, Tot), PF, TP, A, TO, Blk, Stl, and Min. Total stats: 20-44 FG, 11-21 3-Ptr, 29-33 FT-FTA, 15 80 Rebounds, 9 10 3 2 200.

FG % 1st Half: 10-21 47.6% 2nd half: 10-23 43.5% Game: 20-44 45.5% Deadball Rebounds: 0
3FG % 1st Half: 6-10 60.0% 2nd half: 5-11 45.5% Game: 11-21 52.4%
FT % 1st Half: 6-9 66.7% 2nd half: 23-24 95.8% Game: 29-33 87.9%

Officials: Bo Boroski, John Higgins, Paul Janssen
Technical fouls: Iowa-McCabe, Zach; TEAM 3. UNI-None.
Attendance: 6834

Score by periods table with columns: 1st, 2nd, Total. Iowa: 27 33 60. UNI: 32 48 80.

In Off 2nd Fast Bench table with columns: Points, Paint, T/O, Chance, Break, Bench. UNI: 14 26 2 0 28.

Last FG - IOWA 2nd-01:02, UNI 2nd-00:35.
Largest lead - IOWA by 10 1st-16:49, UNI by 20 2nd-04:25.

Score tied - 3 times.
Lead changed - 1 time.

Game 10 - Iowa State 86, Iowa 76

Official Basketball Box Score -- Game Totals -- Final Statistics
Iowa vs Iowa State
12/09/11 7:05 p.m. at Hilton Coliseum - Ames, IA

Iowa 76 • 5-5

Box score table for Game 10 showing player stats for Iowa. Columns include Player, FG-FGA, 3-Ptr, FT-FTA, Rebounds (Off, Def, Tot), PF, TP, A, TO, Blk, Stl, and Min. Total stats: 24-56 FG, 6-13 3-Ptr, 22-25 FT-FTA, 8 22 30 Rebounds, 24 PF, 76 TP, 12 12 0 6 200.

FG % 1st Half: 10-26 38.5% 2nd half: 14-30 46.7% Game: 24-56 42.9% Deadball Rebounds: 2
3FG % 1st Half: 1-5 20.0% 2nd half: 5-8 62.5% Game: 6-13 46.2%
FT % 1st Half: 6-8 75.0% 2nd half: 16-17 94.1% Game: 22-25 88.0%

Iowa State 86 • 7-3

Box score table for Game 10 showing player stats for Iowa State. Columns include Player, FG-FGA, 3-Ptr, FT-FTA, Rebounds (Off, Def, Tot), PF, TP, A, TO, Blk, Stl, and Min. Total stats: 28-51 FG, 8-19 3-Ptr, 22-31 FT-FTA, 7 25 32 Rebounds, 22 PF, 86 TP, 17 12 3 4 200.

FG % 1st Half: 19-32 59.4% 2nd half: 9-19 47.4% Game: 28-51 54.9% Deadball Rebounds: 3
3FG % 1st Half: 6-11 54.5% 2nd half: 2-8 25.0% Game: 8-19 42.1%
FT % 1st Half: 4-6 66.7% 2nd half: 18-25 72.0% Game: 22-31 71.0%

Officials: Tom O'Neill, Mark Whitehead, Paul Janssen
Technical fouls: Iowa-None. Iowa State-None.
Attendance: 14356
Fouled Out: Iowa #30 White @ 0:37.2

Score by periods table with columns: 1st, 2nd, Total. Iowa State: 48 38 86.

In Off 2nd Fast Bench table with columns: Points, Paint, T/O, Chance, Break, Bench. ISU: 34 30 20 12 4 21.

Last FG - IOWA 2nd-00:32, ISU 2nd-04:43.
Largest lead - IOWA by 4 1st-17:55, ISU by 24 2nd-19:00.

Score tied - 2 times.
Lead changed - 1 time.

Game 11 - Iowa 82, Drake 68

Official Basketball Box Score -- Game Totals -- Final Statistics
Drake vs Iowa
12/17/11 8:05 p.m. at Carver-Hawkeye Arena - Iowa City, IA

Drake 68 • 6-4

Box score table for Game 11 showing player stats for Drake. Columns include Player, FG-FGA, 3-Ptr, FT-FTA, Rebounds (Off, Def, Tot), PF, TP, A, TO, Blk, Stl, and Min. Total stats: 23-54 FG, 5-19 3-Ptr, 17-23 FT-FTA, 14 19 33 Rebounds, 23 PF, 68 TP, 7 19 2 5 200.

FG % 1st Half: 11-30 36.7% 2nd half: 12-24 50.0% Game: 23-54 42.6% Deadball Rebounds: 4
3FG % 1st Half: 3-12 25.0% 2nd half: 2-7 28.6% Game: 5-19 26.3%
FT % 1st Half: 5-8 62.5% 2nd half: 12-15 80.0% Game: 17-23 73.9%

Iowa 82 • 6-5

Box score table for Game 11 showing player stats for Iowa. Columns include Player, FG-FGA, 3-Ptr, FT-FTA, Rebounds (Off, Def, Tot), PF, TP, A, TO, Blk, Stl, and Min. Total stats: 28-56 FG, 3-13 3-Ptr, 23-29 FT-FTA, 17 82 Rebounds, 16 12 6 12 200.

FG % 1st Half: 19-33 57.6% 2nd half: 9-23 39.1% Game: 28-56 50.0% Deadball Rebounds: 2
3FG % 1st Half: 2-5 40.0% 2nd half: 1-8 12.5% Game: 3-13 23.1%
FT % 1st Half: 4-5 80.0% 2nd half: 19-24 79.2% Game: 23-29 79.3%

Officials: Mike Sanzere, Frank Spencer, Bert Smith
Technical fouls: Drake-None. Iowa-None.
Attendance: 10479
Fouled Out: Drake - Clarke (09:50)

Score by periods table with columns: 1st, 2nd, Total. Drake: 30 38 68. Iowa: 44 38 82.

In Off 2nd Fast Bench table with columns: Points, Paint, T/O, Chance, Break, Bench. IOWA: 40 30 9 15 4 14.

Last FG - DU 2nd-00:24, IOWA 2nd-01:38.
Largest lead - DU by 3 1st-09:39, IOWA by 16 2nd-12:41.

Score tied - 4 times.
Lead changed - 6 times.

Game 12 - Iowa 105, Central Arkansas 64

Official Basketball Box Score -- Game Totals -- Final Statistics
Central Arkansas vs Iowa
12/19/11 7:05 p.m. at Carver-Hawkeye Arena - Iowa City, IA

Central Arkansas 64 • 5-5

Box score table for Game 12 showing player stats for Central Arkansas. Columns include Player, FG-FGA, 3-Ptr, FT-FTA, Rebounds (Off, Def, Tot), PF, TP, A, TO, Blk, Stl, and Min. Total stats: 23-73 FG, 8-19 3-Ptr, 10-14 FT-FTA, 17 21 38 Rebounds, 17 PF, 64 TP, 15 19 2 8 200.

FG % 1st Half: 15-30 50.0% 2nd half: 8-43 18.6% Game: 23-73 31.5% Deadball Rebounds: 1
3FG % 1st Half: 6-8 75.0% 2nd half: 2-11 18.2% Game: 8-19 42.1%
FT % 1st Half: 6-9 66.7% 2nd half: 4-5 80.0% Game: 10-14 71.4%

Iowa 105 • 7-5

Box score table for Game 12 showing player stats for Iowa. Columns include Player, FG-FGA, 3-Ptr, FT-FTA, Rebounds (Off, Def, Tot), PF, TP, A, TO, Blk, Stl, and Min. Total stats: 42-76 FG, 5-13 3-Ptr, 16-21 FT-FTA, 17 36 53 Rebounds, 15 PF, 105 TP, 32 14 7 12 200.

FG % 1st Half: 20-34 58.8% 2nd half: 22-42 52.4% Game: 42-76 55.3% Deadball Rebounds: 1
3FG % 1st Half: 4-9 44.4% 2nd half: 1-4 25.0% Game: 5-13 38.5%
FT % 1st Half: 11-14 78.6% 2nd half: 5-7 71.4% Game: 16-21 76.2%

Officials: Lamont Simpson, Bob Donato, Gerald Williams
Technical fouls: Central Arkansas-None. Iowa-None.
Attendance: 9382

Score by periods table with columns: 1st, 2nd, Total. Central Arkansas: 42 22 64. Iowa: 55 50 105.

Game 29 - Illinois 65, Iowa 54

Official Basketball Box Score -- Game Totals -- Final Statistics
Iowa vs Illinois
02/26/12 5:00 pm at Assembly Hall, Champaign, IL

Iowa 54 • 15-14 (7-9)

Table with columns: #, Player, Total FG-FGA, 3-Ptr FG-FGA, FT-FTA, Rebounds (Off, Def, Tot), PF, TP, A TO Blk Stl, Min. Includes team statistics for Iowa and Iowa vs Illinois.

Illinois 65 • 17-12 (6-10)

Table with columns: #, Player, Total FG-FGA, 3-Ptr FG-FGA, FT-FTA, Rebounds (Off, Def, Tot), PF, TP, A TO Blk Stl, Min. Includes team statistics for Illinois and Iowa vs Illinois.

Officials: Mike Eades, Ted Valentine, Bert Smith
Technical fouls: Iowa-None. Illinois-None.
Attendance: 16322

Score by periods table with columns: 1st, 2nd, Total. Shows Iowa 23, 31, 54 and Illinois 34, 31, 65.

Last FG - Iowa 2nd-00:31, ILL 2nd-02:28.
Largest lead - Iowa by 5 1st-18:56, ILL by 13 2nd-00:37.

Score tied - 0 times.
Lead changed - 1 time.

Game 30 - Iowa 62, Nebraska 53

Official Basketball Box Score -- Game Totals -- Final Statistics
Iowa vs Nebraska
02/29/12 8:05 p.m. at Devaney Center (Lincoln, Neb.)

Iowa 62 • 16-14, 8-9

Table with columns: #, Player, Total FG-FGA, 3-Ptr FG-FGA, FT-FTA, Rebounds (Off, Def, Tot), PF, TP, A TO Blk Stl, Min. Includes team statistics for Iowa and Iowa vs Nebraska.

Nebraska 53 • 12-16, 4-13

Table with columns: #, Player, Total FG-FGA, 3-Ptr FG-FGA, FT-FTA, Rebounds (Off, Def, Tot), PF, TP, A TO Blk Stl, Min. Includes team statistics for Nebraska and Iowa vs Nebraska.

Officials: Jim Burr, Tim Clougherty, Mike Eades
Technical fouls: Iowa-None. Nebraska-None.
Attendance: 10772
Actual Attendance: 8039

Score by periods table with columns: 1st, 2nd, Total. Shows Iowa 23, 39, 62 and Nebraska 19, 34, 53.

Last FG - Iowa 2nd-02:16, NEB 2nd-00:15.
Largest lead - Iowa by 14 2nd-10:16, NEB by 3 1st-15:45.

Score tied - 3 times.
Lead changed - 5 times.

Game 31 - Northwestern 70, Iowa 66

Official Basketball Box Score -- Game Totals -- Final Statistics
Northwestern vs Iowa
03/03/12 1:35 p.m. at Carver-Hawkeye Arena - Iowa City, IA

Northwestern 70 • 18-12, 8-10

Table with columns: #, Player, Total FG-FGA, 3-Ptr FG-FGA, FT-FTA, Rebounds (Off, Def, Tot), PF, TP, A TO Blk Stl, Min. Includes team statistics for Northwestern and Northwestern vs Iowa.

Iowa 66 • 16-15, 8-10

Table with columns: #, Player, Total FG-FGA, 3-Ptr FG-FGA, FT-FTA, Rebounds (Off, Def, Tot), PF, TP, A TO Blk Stl, Min. Includes team statistics for Iowa and Northwestern vs Iowa.

Officials: Mike Kitts, Ed Hightower, Steve McJunkins
Technical fouls: Northwestern-None. Iowa-None.
Attendance: 15400
Fouled Out: Northwestern - Hearn (3:09), Iowa - McCabe (1:18)

Score by periods table with columns: 1st, 2nd, Total. Shows Northwestern 42, 28, 70 and Iowa 35, 31, 66.

Last FG - NU 2nd-04:49, Iowa 2nd-00:11.
Largest lead - NU by 11 2nd-16:18, Iowa by 15 1st-10:37.

Score tied - 3 times.
Lead changed - 3 times.

Game 32 - Iowa 64, Illinois 61

Official Basketball Box Score -- Game Totals -- Final Statistics
Illinois vs Iowa
3/8/12 11:31am EST at Bankers Life Fieldhouse-Indianapolis, IN

Illinois 61 • 17-15

Table with columns: #, Player, Total FG-FGA, 3-Ptr FG-FGA, FT-FTA, Rebounds (Off, Def, Tot), PF, TP, A TO Blk Stl, Min. Includes team statistics for Illinois and Illinois vs Iowa.

Iowa 64 • 17-15

Table with columns: #, Player, Total FG-FGA, 3-Ptr FG-FGA, FT-FTA, Rebounds (Off, Def, Tot), PF, TP, A TO Blk Stl, Min. Includes team statistics for Iowa and Illinois vs Iowa.

Officials: Mike Kitts, Bo Boroski & Jim Schipper
Technical fouls: Illinois-None. Iowa-None.
Attendance:

Score by periods table with columns: 1st, 2nd, Total. Shows Illinois 31, 30, 61 and Iowa 27, 37, 64.

Last FG - ILL 2nd-00:16, Iowa 2nd-09:19.
Largest lead - ILL by 7 2nd-16:49, Iowa by 8 2nd-06:35.

Score tied - 5 times.
Lead changed - 4 times.

IOWA HAWKEYE BASKETBALL
Iowa Combined Team Statistics (as of Mar 04, 2012)
Non-conference games

Overall record: 8-5 Conf: 0-0 Home: 8-2 Away: 0-2 Neutral: 0-1

#	Player	gp-gs	Total		3-Point		F-Throw		Rebounds				pf	dq	a	to	blk	stl	pts	avg		
			min	avg	fg-fga	fg%	3fg-fga	3fg%	ft-fa	ft%	off	def									tot	avg
05	Gatens, Matt	13-13	417	32.1	59-126	.468	20-59	.339	44-49	.898	14	31	45	3.5	28	0	29	14	0	21	182	14.0
04	Marble, Roy Devyn	13-5	313	24.1	48-108	.444	3-12	.250	43-55	.782	14	28	42	3.2	23	0	48	12	5	22	142	10.9
01	Basabe, Melsahn	13-13	289	22.2	45-91	.495	0-0	.000	33-44	.750	24	54	78	6.0	24	0	4	18	11	8	123	9.5
30	White, Aaron	13-0	228	17.5	44-96	.458	5-20	.250	26-34	.765	26	36	62	4.8	22	1	8	17	4	12	119	9.2
02	Oglesby, Josh	13-0	241	18.5	34-76	.447	20-49	.408	11-17	.647	4	21	25	1.9	6	0	20	6	2	3	99	7.6
25	May, Eric	13-13	265	20.4	39-89	.438	11-29	.379	10-16	.625	12	25	37	2.8	24	0	24	15	5	13	99	7.6
15	McCabe, Zach	13-8	248	19.1	37-75	.493	7-16	.438	14-20	.700	27	34	61	4.7	38	2	12	16	0	14	95	7.3
24	Cartwright, Bryce	12-8	258	21.5	22-78	.282	2-11	.182	23-27	.852	3	18	21	1.8	11	0	49	23	0	12	69	5.8
20	Brommer, Andrew	10-0	134	13.4	12-17	.706	0-0	.000	7-19	.368	11	20	31	3.1	22	0	3	8	2	7	31	3.1
00	Olaseni, Gabriel	7-0	44	6.3	6-11	.545	0-0	.000	6-8	.750	7	6	13	1.9	3	0	3	2	3	0	18	2.6
35	Archie, Devon	8-5	79	9.9	8-12	.667	0-0	.000	2-4	.500	5	16	21	2.6	10	0	2	10	3	4	18	2.3
32	Stubbs, Branden	6-0	29	4.8	4-8	.500	2-3	.667	2-2	1.000	0	3	3	0.5	3	0	5	4	0	4	12	2.0
13	Denning, Kyle	4-0	9	2.3	1-2	.500	0-1	.000	2-2	1.000	0	1	1	0.3	0	0	0	1	0	0	4	1.0
14	McCarty, Stephen	5-0	15	3.0	1-4	.250	0-1	.000	0-0	.000	0	0	0	0.0	2	0	0	2	0	0	2	0.4
34	Stokes, Darius	6-0	22	3.7	1-3	.333	0-0	.000	0-0	.000	1	6	7	1.2	5	0	2	2	2	1	2	0.3
11	Rickert, Christopher	1-0	2	2.0	0-0	.000	0-0	.000	0-0	.000	0	0	0	0.0	0	0	0	0	0	0	0	0.0
03	Cox, Cody	3-0	7	2.3	0-0	.000	0-0	.000	0-0	.000	0	1	1	0.3	1	0	0	1	0	0	0	0.0
Team											12	20	32		3		2					
Total.....		13	2600		361-796	.454	70-201	.348	223-297	.751	160	320	480	36.9	225	3	209	153	37	121	1015	78.1
Opponents.....		13	2600		323-722	.447	92-244	.377	175-250	.700	125	323	448	34.5	251	6	182	216	35	53	913	70.2

TEAM STATISTICS	IOWA	OPP	Date	Opponent	Score	Att.
SCORING	1015	913	11/11/11	CHICAGO STATE	w 96-53	12897
Points per game	78.1	70.2	11/14/11	NORTH CAROLINA A&T	w 95-79	8891
Scoring margin	+7.8	-	11/17/11	NORTHERN ILLINOIS	w 88-55	9666
FIELD GOALS-ATT	361-796	323-722	# 11/20/11	vs Creighton	L 59-82	12746
Field goal pct	.454	.447	11/23/11	CAMPBELL	L 61-77	10501
3 POINT FG-ATT	70-201	92-244	11/26/11	IPFW	w 82-72	9904
3-point FG pct	.348	.377	^ 11/29/11	CLEMSON	L 55-71	10449
3-pt FG made per game	5.4	7.1	12/03/11	BROWN	w 75-54	10399
FREE THROWS-ATT	223-297	175-250	12/06/11	at Northern Iowa	L 60-80	6834
Free throw pct	.751	.700	12/09/11	at Iowa State	L 76-86	14356
F-Throws made per game	17.2	13.5	12/17/11	DRAKE	w 82-68	10479
REBOUNDS	480	448	12/19/11	CENTRAL ARKANSAS	w 105-64	9382
Rebounds per game	36.9	34.5	12/22/11	BOISE STATE	w 81-72	13122
Rebounding margin	+2.5	-				
ASSISTS	209	182				
Assists per game	16.1	14.0				
TURNOVERS	153	216				
Turnovers per game	11.8	16.6				
Turnover margin	+4.8	-				
Assist/turnover ratio	1.4	0.8				
STEALS	121	53				
Steals per game	9.3	4.1				
BLOCKS	37	35				
Blocks per game	2.8	2.7				
ATTENDANCE	105690	33936				
Home games-Avg/Game	10-10569	2-10595				
Neutral site-Avg/Game	-	1-12746				

= Dale Howard Classic, Des Moines, Iowa
^ = Big Ten/ACC Challenge
* = Conference game

Score by Periods	1st	2nd	Totals
Iowa	485	530	1015
Opponents	439	474	913

IOWA HAWKEYE BASKETBALL
Iowa Combined Team Statistics (as of Mar 03, 2012)
Conference games

RECORD:	OVERALL	HOME	AWAY	NEUTRAL
ALL GAMES	8-10	5-4	3-6	0-0
CONFERENCE	8-10	5-4	3-6	0-0
NON-CONFERENCE	0-0	0-0	0-0	0-0

##	Player	gp-gs	min	avg	Total		3-Point		F-Throw		Rebounds				pf	dq	a	to	blk	stl	pts	avg									
					fg-fga	fg%	3fg-fga	3fg%	ft-fa	ft%	off	def	tot	avg																	
05	Gatens, Matt	18-18	649	36.1	101-206	.490	49-102	.480	55-68	.809	19	54	73	4.1	29	0	28	19	5	25	306	17.0									
30	White, Aaron	18-10	493	27.4	68-127	.535	9-27	.333	58-85	.682	35	71	106	5.9	39	1	19	30	17	14	203	11.3									
04	Marble, Roy Devyn	18-18	595	33.1	70-172	.407	9-29	.310	53-78	.679	22	55	77	4.3	29	0	64	45	8	27	202	11.2									
15	McCabe, Zach	18-18	404	22.4	45-93	.484	10-23	.435	32-41	.780	30	48	78	4.3	69	4	20	36	7	12	132	7.3									
01	Basabe, Melsahn	18-8	342	19.0	45-85	.529	0-0	.000	27-51	.529	26	44	70	3.9	35	0	7	26	20	9	117	6.5									
24	Cartwright, Bryce	16-5	378	23.6	39-94	.415	2-10	.200	21-31	.677	3	34	37	2.3	27	0	71	48	0	10	101	6.3									
02	Oglesby, Josh	18-5	337	18.7	31-94	.330	17-59	.288	14-17	.824	4	22	26	1.4	18	0	18	9	0	3	93	5.2									
25	May, Eric	16-8	200	12.5	17-50	.340	3-11	.273	5-8	.625	10	28	38	2.4	18	1	9	16	2	7	42	2.6									
20	Brommer, Andrew	16-0	82	5.1	3-5	.600	0-0	.000	4-6	.667	6	5	11	0.7	17	0	2	6	1	3	10	0.6									
35	Archie, Devon	10-0	56	5.6	3-6	.500	0-0	.000	0-1	.000	5	8	13	1.3	7	0	1	2	3	2	6	0.6									
00	Olaseni, Gabriel	9-0	37	4.1	1-5	.200	0-0	.000	2-5	.400	1	6	7	0.8	7	0	0	5	4	4	4	0.4									
34	Stokes, Darius	5-0	13	2.6	1-2	.500	0-0	.000	0-0	.000	1	1	2	0.4	1	0	0	0	0	0	2	0.4									
32	Stubbs, Branden	6-0	10	1.7	1-1	1.000	0-0	.000	0-0	.000	0	0	0	0.0	0	0	1	2	0	0	2	0.3									
14	McCarty, Stephen	3-0	4	1.3	0-1	.000	0-0	.000	0-0	.000	1	0	1	0.3	0	0	0	0	0	0	0	0.0									
Team											26	27	53		2		2														
Total.....		18	3600		425-941	.452	99-261	.379	271-391	.693	189	403	592	32.9	298	6	240	246	67	116	1220	67.8									
Opponents.....		18	3600		467-1029	.454	118-366	.322	236-321	.735	211	396	607	33.7	336	3	262	214	56	124	1288	71.6									

TEAM STATISTICS	IOWA	OPP	Date	Opponent	Score	Att.
SCORING	1220	1288	* 12/28/11	PURDUE	L 76-79	13314
Points per game	67.8	71.6	* 12/31/11	at Wisconsin	w 72-65	17230
Scoring margin	-3.8	-	* 01/04/12	at Minnesota	w 64-62	12018
FIELD GOALS-ATT	425-941	467-1029	* 01/07/12	OHIO STATE	L 47-76	15400
Field goal pct	.452	.454	* 01/10/12	at Michigan State	L 61-95	14797
3 POINT FG-ATT	99-261	118-366	* 01/14/12	MICHIGAN	w 75-59	12366
3-point FG pct	.379	.322	* 01/17/12	at Purdue	L 68-75	14134
3-pt FG made per game	5.5	6.6	* 01/26/12	NEBRASKA	L 73-79	10538
FREE THROWS-ATT	271-391	236-321	* 01/29/12	at Indiana	L 89-103	17243
Free throw pct	.693	.735	* 02/01/12	MINNESOTA	w 63-59	11232
F-Throws made per game	15.1	13.1	* 02/04/12	PENN STATE	w 77-64	13510
REBOUNDS	592	607	* 02/09/12	at Northwestern	L 64-83	6013
Rebounds per game	32.9	33.7	* 2/16/12	at Penn State	L 64-69	6794
Rebounding margin	-0.8	-	* 02/19/12	INDIANA	w 78-66	13282
ASSISTS	240	262	* 02/23/12	WISCONSIN	w 67-66	14248
Assists per game	13.3	14.6	* 02/26/12	at Illinois	L 54-65	16322
TURNOVERS	246	214	* 02/29/12	at Nebraska	w 62-53	10772
Turnovers per game	13.7	11.9	* 03/03/12	NORTHWESTERN	L 66-70	15400
Turnover margin	-1.8	-				
Assist/turnover ratio	1.0	1.2				
STEALS	116	124				
Steals per game	6.4	6.9				
BLOCKS	67	56				
Blocks per game	3.7	3.1				
ATTENDANCE	119290	115323				
Home games-Avg/Game	9-13254	9-12814				
Neutral site-Avg/Game	-	0-0				

= Dale Howard Classic, Des Moines, Iowa
^ = Big Ten/ACC Challenge
* = Conference game

Score by Periods	1st	2nd	Totals
Iowa	562	658	1220
Opponents	598	690	1288

IOWA HAWKEYE BASKETBALL
Iowa Combined Team Statistics (as of Mar 19, 2012)
Postseason games

RECORD:	OVERALL	HOME	AWAY	NEUTRAL
ALL GAMES	2-2	1-0	0-1	1-1
CONFERENCE	0-0	0-0	0-0	0-0
NON-CONFERENCE	2-2	1-0	0-1	1-1

##	Player	gp-gs	min	avg	Total		3-Point		F-Throw		Rebounds				pf	dq	a	to	blk	stl	pts	avg
					fg-fga	fg%	3fg-fga	3fg%	ft-fta	ft%	off	def	tot	avg								
30	White, Aaron	4-4	113	28.3	24-47	.511	3-14	.214	16-24	.667	12	19	31	7.8	12	0	4	2	2	5	67	16.8
04	Marble, Roy Devyn	4-4	123	30.8	21-39	.538	10-15	.667	6-8	.750	3	11	14	3.5	5	0	14	4	1	4	58	14.5
01	Basabe, Melsahn	4-0	71	17.8	19-32	.594	0-0	.000	9-10	.900	9	11	20	5.0	12	1	0	1	5	1	47	11.8
15	McCabe, Zach	4-4	99	24.8	17-32	.531	5-10	.500	7-10	.700	6	16	22	5.5	12	1	4	8	2	3	46	11.5
05	Gatens, Matt	4-4	146	36.5	13-37	.351	6-22	.273	12-13	.923	2	5	7	1.8	9	0	12	5	1	2	44	11.0
02	Oglesby, Josh	4-0	76	19.0	11-21	.524	8-13	.615	1-2	.500	3	5	8	2.0	2	0	3	0	0	1	31	7.8
24	Cartwright, Bryce	4-4	121	30.3	9-27	.333	0-2	.000	4-6	.667	2	7	9	2.3	6	0	34	8	2	7	22	5.5
00	Olaseni, Gabriel	2-0	9	4.5	2-3	.667	0-0	.000	0-0	.000	1	1	2	1.0	2	0	0	2	1	0	4	2.0
20	Brommer, Andrew	4-0	21	5.3	0-2	.000	0-0	.000	1-2	.500	1	1	2	0.5	4	0	1	3	1	1	1	0.3
34	Stokes, Darius	1-0	1	1.0	0-0	.000	0-0	.000	0-0	.000	0	0	0	0.0	0	0	0	0	0	0	0	0.0
25	May, Eric	4-0	20	5.0	0-7	.000	0-1	.000	0-0	.000	4	0	4	1.0	2	0	0	0	0	1	0	0.0
Team											7	7	14		1		1					
Total.....		4	800		116-247	.470	32-77	.416	56-75	.747	50	83	133	33.2	67	2	72	34	15	25	320	80.0
Opponents.....		4	800		120-242	.496	34-97	.351	62-77	.805	45	93	138	34.5	64	1	71	43	20	16	336	84.0

TEAM STATISTICS	IOWA	OPP	Date	Opponent	Score	Att.
SCORING	320	336	% 03/08/12	vs Illinois	W 64-61	17936
Points per game	80.0	84.0	% 03/09/12	vs Michigan State	L 75-92	18484
Scoring margin	-4.0	-	+ 03/13/12	DAYTON	W 84-75	13190
FIELD GOALS-ATT	116-247	120-242	+ 03/18/12	at Oregon	L 97-108	8647
Field goal pct	.470	.496	# = Dale Howard Classic, Des Moines, Iowa			
3 POINT FG-ATT	32-77	34-97	^ = Big Ten/ACC Challenge			
3-point FG pct	.416	.351	% = Big Ten Tournament, Indianapolis, Ind.			
3-pt FG made per game	8.0	8.5	* = Conference game			
FREE THROWS-ATT	56-75	62-77	+ = National Invitation Tournament			
Free throw pct	.747	.805				
F-Throws made per game	14.0	15.5				
REBOUNDS	133	138				
Rebounds per game	33.2	34.5				
Rebounding margin	-1.2	-				
ASSISTS	72	71				
Assists per game	18.0	17.8				
TURNOVERS	34	43				
Turnovers per game	8.5	10.8				
Turnover margin	+2.3	-				
Assist/turnover ratio	2.1	1.7				
STEALS	25	16				
Steals per game	6.3	4.0				
BLOCKS	15	20				
Blocks per game	3.8	5.0				
ATTENDANCE	13190	45067				
Home games-Avg/Game	1-13190	1-8647				
Neutral site-Avg/Game	-	2-18210				

Score by Periods	1st	2nd	Totals
Iowa	161	159	320
Opponents	174	162	336

IOWA HAWKEYE BASKETBALL
Iowa Combined Team Statistics (as of Mar 13, 2012)
Home games

Overall record: 14-6 Conf: 5-4 Home: 14-6 Away: 0-0 Neutral: 0-0

#	Player	gp-gs	Total		3-Point		F-Throw		Rebounds				pf	dq	a	to	blk	stl	pts	avg		
			min	avg	fg-fga	fg%	3fg-fga	3fg%	ft-fa	ft%	off	def									tot	avg
05	Gatens, Matt	20-20	668	33.4	104-217	.479	44-107	.411	71-81	.877	22	44	66	3.3	35	0	45	17	2	28	323	16.2
30	White, Aaron	20-6	454	22.7	76-147	.517	9-30	.300	55-73	.753	41	78	119	6.0	32	0	17	23	12	17	216	10.8
04	Marble, Roy Devyn	20-13	538	26.9	73-175	.417	6-24	.250	61-81	.753	23	48	71	3.6	32	0	75	30	13	33	213	10.7
15	McCabe, Zach	20-16	417	20.9	68-121	.562	13-26	.500	30-40	.750	41	63	104	5.2	69	4	23	37	3	20	179	9.0
01	Basabe, Melsahn	20-14	413	20.7	62-118	.525	0-0	.000	47-64	.734	34	70	104	5.2	28	0	6	27	26	12	171	8.6
24	Cartwright, Bryce	19-11	456	24.0	39-127	.307	1-17	.059	34-42	.810	5	42	47	2.5	22	0	93	42	1	19	113	5.9
25	May, Eric	18-14	295	16.4	40-94	.426	13-29	.448	14-20	.700	16	37	53	2.9	24	0	25	17	5	17	107	5.9
02	Oglesby, Josh	20-2	380	19.0	36-100	.360	23-66	.348	20-25	.800	7	31	38	1.9	11	0	28	10	1	4	115	5.8
00	Olaseni, Gabriel	8-0	51	6.4	7-12	.583	0-0	.000	6-9	.667	6	7	13	1.6	7	0	3	5	3	1	20	2.5
20	Brommer, Andrew	16-0	145	9.1	12-17	.706	0-0	.000	9-23	.391	13	19	32	2.0	23	0	2	10	3	8	33	2.1
32	Stubbs, Branden	8-0	29	3.6	4-7	.571	2-3	.667	2-2	1.000	0	2	2	0.3	2	0	4	5	0	4	12	1.5
35	Archie, Devon	12-4	88	7.3	8-12	.667	0-0	.000	0-3	.000	7	17	24	2.0	10	0	3	11	6	4	16	1.3
13	Denning, Kyle	4-0	9	2.3	1-2	.500	0-1	.000	2-2	1.000	0	1	1	0.3	0	0	0	1	0	0	4	1.0
14	McCarty, Stephen	6-0	17	2.8	1-5	.200	0-1	.000	0-0	.000	1	0	1	0.2	2	0	0	2	0	0	2	0.3
34	Stokes, Darius	8-0	31	3.9	1-4	.250	0-0	.000	0-0	.000	1	7	8	1.0	6	0	2	2	1	1	2	0.3
03	Cox, Cody	3-0	7	2.3	0-0	.000	0-0	.000	0-0	.000	0	1	1	0.3	1	0	0	1	0	0	0	0.0
11	Rickert, Christopher	1-0	2	2.0	0-0	.000	0-0	.000	0-0	.000	0	0	0	0.0	0	0	0	0	0	0	0	0.0
Team											19	27	46		1		4					
Total.....		20	4000		532-1158	.459	111-304	.365	351-465	.755	236	494	730	36.5	305	4	326	244	76	168	1526	76.3
Opponents.....		20	4000		500-1149	.435	138-397	.348	220-323	.681	213	467	680	34.0	386	7	266	299	49	98	1358	67.9

TEAM STATISTICS	IOWA	OPP	Date	Opponent	Score	Att.
SCORING	1526	1358	11/11/11	CHICAGO STATE	w 96-53	12897
Points per game	76.3	67.9	11/14/11	NORTH CAROLINA A&T	w 95-79	8891
Scoring margin	+8.4	-	11/17/11	NORTHERN ILLINOIS	w 88-55	9666
FIELD GOALS-ATT	532-1158	500-1149	11/23/11	CAMPBELL	L 61-77	10501
Field goal pct	.459	.435	11/26/11	IPFW	w 82-72	9904
3 POINT FG-ATT	111-304	138-397	^ 11/29/11	CLEMSON	L 55-71	10449
3-point FG pct	.365	.348	12/03/11	BROWN	w 75-54	10399
3-pt FG made per game	5.6	6.9	12/17/11	DRAKE	w 82-68	10479
FREE THROWS-ATT	351-465	220-323	12/19/11	CENTRAL ARKANSAS	w 105-64	9382
Free throw pct	.755	.681	12/22/11	BOISE STATE	w 81-72	13122
F-Throws made per game	17.6	11.0	* 12/28/11	PURDUE	L 76-79	13314
REBOUNDS	730	680	* 01/07/12	OHIO STATE	L 47-76	15400
Rebounds per game	36.5	34.0	* 01/14/12	MICHIGAN	w 75-59	12366
Rebounding margin	+2.5	-	* 01/26/12	NEBRASKA	L 73-79	10538
ASSISTS	326	266	* 02/01/12	MINNESOTA	w 63-59	11232
Assists per game	16.3	13.3	* 02/04/12	PENN STATE	w 77-64	13510
TURNOVERS	244	299	* 02/19/12	INDIANA	w 78-66	13282
Turnovers per game	12.2	15.0	* 02/23/12	WISCONSIN	w 67-66	14248
Turnover margin	+2.8	-	* 03/03/12	NORTHWESTERN	L 66-70	15400
Assist/turnover ratio	1.3	0.9	+ 03/13/12	DAYTON	w 84-75	13190
STEALS	168	98				
Steals per game	8.4	4.9		# = Dale Howard Classic, Des Moines, Iowa		
BLOCKS	76	49		^ = Big Ten/ACC Challenge		
Blocks per game	3.8	2.5		% = Big Ten Tournament, Indianapolis, Ind.		
ATTENDANCE	238170	0		* = Conference game		
Home games-Avg/Game	20-11908	0-0		+ = National Invitation Tournament		
Neutral site-Avg/Game	-	0-0				

Score by Periods	1st	2nd	Totals
Iowa	750	776	1526
Opponents	630	728	1358

IOWA HAWKEYE BASKETBALL
Iowa Combined Team Statistics (as of Mar 20, 2012)
Away games

RECORD:	OVERALL	HOME	AWAY	NEUTRAL
ALL GAMES	4-11	1-0	3-9	0-2
CONFERENCE	4-6	1-0	3-6	0-0
NON-CONFERENCE	0-5	0-0	0-3	0-2

#	Player	gp-gs	min	avg	Total		3-Point		F-Throw		Rebounds				pf	dq	a	to	blk	stl	pts	avg
					fg-fga	fg%	3fg-fga	3fg%	ft-fa	ft%	off	def	tot	avg								
05	Gatens, Matt	15-15	548	36.5	72-158	.456	36-81	.444	39-48	.813	14	46	60	4.0	29	0	23	21	4	22	219	14.6
04	Marble, Roy Devyn	15-14	503	33.5	68-155	.439	15-32	.469	43-64	.672	17	49	66	4.4	27	0	55	32	1	22	194	12.9
30	White, Aaron	15-8	384	25.6	59-124	.476	7-28	.250	43-67	.642	33	48	81	5.4	39	2	14	27	12	12	168	11.2
01	Basabe, Melsahn	15-7	299	19.9	48-91	.527	0-0	.000	26-45	.578	26	41	67	4.5	43	1	6	20	14	7	122	8.1
02	Oglesby, Josh	15-4	293	19.5	39-91	.429	22-56	.393	11-17	.647	1	17	18	1.2	16	0	14	5	1	3	111	7.4
24	Cartwright, Bryce	12-5	268	22.3	29-65	.446	3-5	.600	13-20	.650	2	15	17	1.4	21	0	54	35	0	9	74	6.2
15	McCabe, Zach	15-14	315	21.0	31-74	.419	9-20	.450	20-27	.741	21	31	52	3.5	55	4	12	24	5	7	91	6.1
25	May, Eric	14-7	184	13.1	16-50	.320	1-12	.083	1-4	.250	9	16	25	1.8	20	1	8	14	2	4	34	2.4
35	Archie, Devon	7-1	49	7.0	3-6	.500	0-0	.000	2-2	1.000	4	8	12	1.7	7	0	1	1	0	2	8	1.1
34	Stokes, Darius	5-0	10	2.0	2-2	1.000	0-0	.000	0-0	.000	2	0	2	0.4	1	0	0	0	1	0	4	0.8
20	Brommer, Andrew	14-0	93	6.6	4-7	.571	0-0	.000	2-2	1.000	6	9	15	1.1	21	0	3	7	2	3	10	0.7
00	Olaseni, Gabriel	11-0	40	3.6	2-7	.286	0-0	.000	2-4	.500	3	6	9	0.8	8	0	0	5	5	3	6	0.5
32	Stubbs, Branden	5-0	12	2.4	1-2	.500	0-0	.000	0-0	.000	0	1	1	0.2	1	0	2	1	0	0	2	0.4
14	McCarty, Stephen	2-0	2	1.0	0-0	.000	0-0	.000	0-0	.000	0	0	0	0.0	0	0	0	0	0	0	0	0.0
Team											25	27	52		5		2					
Total.....		15	3000		374-832	.450	93-234	.397	202-300	.673	163	314	477	31.8	293	8	192	194	47	94	1043	69.5
Opponents.....		15	3000		403-835	.483	105-300	.350	273-351	.778	168	345	513	34.2	271	2	244	176	61	93	1184	78.9

TEAM STATISTICS	IOWA	OPP	Date	Opponent	Score	Att.
SCORING	1043	1184	#	11/20/11	vs Creighton	L 59-82 12746
Points per game	69.5	78.9		12/06/11	at Northern Iowa	L 60-80 6834
Scoring margin	-9.4	-		12/09/11	at Iowa State	L 76-86 14356
FIELD GOALS-ATT	374-832	403-835	*	12/31/11	at Wisconsin	W 72-65 17230
Field goal pct	.450	.483	*	01/04/12	at Minnesota	W 64-62 12018
3 POINT FG-ATT	93-234	105-300	*	01/10/12	at Michigan State	L 61-95 14797
3-point FG pct	.397	.350	*	01/17/12	at Purdue	L 68-75 14134
3-pt FG made per game	6.2	7.0	*	01/29/12	at Indiana	L 89-103 17243
FREE THROWS-ATT	202-300	273-351	*	02/09/12	at Northwestern	L 64-83 6013
Free throw pct	.673	.778	*	02/16/12	at Penn State	L 64-69 6794
F-Throws made per game	13.5	18.2	*	02/19/12	INDIANA	W 78-66 13282
REBOUNDS	477	513	*	02/26/12	at Illinois	L 54-65 16322
Rebounds per game	31.8	34.2	*	02/29/12	at Nebraska	W 62-53 10772
Rebounding margin	-2.4	-	%	03/09/12	vs Michigan State	L 75-92 18484
ASSISTS	192	244	+	03/18/12	at Oregon	L 97-108 8647
Assists per game	12.8	16.3				
TURNOVERS	194	176				
Turnovers per game	12.9	11.7				
Turnover margin	-1.2	-				
Assist/turnover ratio	1.0	1.4				
STEALS	94	93				
Steals per game	6.3	6.2				
BLOCKS	47	61				
Blocks per game	3.1	4.1				
ATTENDANCE	13282	176390				
Home games-Avg/Game	1-13282	12-12097				
Neutral site-Avg/Game	-	2-15615				

= Dale Howard Classic, Des Moines, Iowa
^ = Big Ten/ACC Challenge
% = Big Ten Tournament, Indianapolis, Ind.
* = Conference game
+ = National Invitation Tournament

Score by Periods	1st	2nd	Totals
Iowa	468	575	1043
Opponents	576	608	1184

IOWA HAWKEYE BASKETBALL
Iowa Combined Team Statistics (as of Mar 19, 2012)
All games

Overall record: 18-17 Conf: 8-10 Home: 14-6 Away: 3-9 Neutral: 1-2

#	Player	gp-gs	min	avg	Total		3-Point		F-Throw		Rebounds						pts	avg								
					fg-fga	fg%	3fg-fga	3fg%	ft-fa	ft%	off	def	tot	avg	pf	dq			a	to	blk	stl				
05	Gatens, Matt	35-35	1212	34.6	173-369	.469	75-183	.410	111-130	.854	35	90	125	3.6	66	0	69	38	6	48	532	15.2				
04	Marble, Roy Devyn	35-27	1031	29.5	139-319	.436	22-56	.393	102-141	.723	39	94	133	3.8	57	0	126	61	14	53	402	11.5				
30	White, Aaron	35-14	834	23.8	136-270	.504	17-61	.279	100-143	.699	73	126	199	5.7	73	2	31	49	23	31	389	11.1				
01	Basabe, Melsahn	35-21	702	20.1	109-208	.524	0-0	.000	69-105	.657	59	109	168	4.8	71	1	11	45	36	18	287	8.2				
15	McCabe, Zach	35-30	751	21.5	99-200	.495	22-49	.449	53-71	.746	63	98	161	4.6	119	7	36	60	9	29	273	7.8				
02	Oglesby, Josh	35-5	654	18.7	76-191	.398	45-121	.372	26-36	.722	11	48	59	1.7	26	0	41	15	2	7	223	6.4				
24	Cartwright, Bryce	32-17	757	23.7	70-199	.352	4-23	.174	48-64	.750	8	59	67	2.1	44	0	154	79	2	29	192	6.0				
25	May, Eric	33-21	485	14.7	56-146	.384	14-41	.341	15-24	.625	26	53	79	2.4	44	1	33	31	7	21	141	4.3				
00	Olaseni, Gabriel	18-0	90	5.0	9-19	.474	0-0	.000	8-13	.615	9	13	22	1.2	12	0	3	9	8	4	26	1.4				
20	Brommer, Andrew	30-0	237	7.9	15-24	.625	0-0	.000	12-27	.444	18	26	44	1.5	43	0	6	17	4	11	42	1.4				
35	Archie, Devon	18-5	135	7.5	11-18	.611	0-0	.000	2-5	.400	10	24	34	1.9	17	0	3	12	6	6	24	1.3				
32	Stubbs, Branden	12-0	39	3.3	5-9	.556	2-3	.667	2-2	1.000	0	3	3	0.3	3	0	6	6	0	4	14	1.2				
13	Denning, Kyle	4-0	9	2.3	1-2	.500	0-1	.000	2-2	1.000	0	1	1	0.3	0	0	0	1	0	0	4	1.0				
34	Stokes, Darius	12-0	36	3.0	2-5	.400	0-0	.000	0-0	.000	2	7	9	0.8	6	0	2	2	2	1	4	0.3				
14	McCarty, Stephen	8-0	19	2.4	1-5	.200	0-1	.000	0-0	.000	1	0	1	0.1	2	0	0	2	0	0	2	0.3				
03	Cox, Cody	3-0	7	2.3	0-0	.000	0-0	.000	0-0	.000	0	1	1	0.3	1	0	0	1	0	0	0	0.0				
11	Rickert, Christopher	1-0	2	2.0	0-0	.000	0-0	.000	0-0	.000	0	0	0	0.0	0	0	0	0	0	0	0	0.0				
Team											45	54	99				6				5					
Total.....		35	7000	902-1984		.455	201-539	.373	550-763	.721	399	806	1205	34.4	590	11	521	433	119	262	2555	73.0				
Opponents.....		35	7000	910-1993		.457	244-707	.345	473-648	.730	381	812	1193	34.1	651	10	515	473	111	193	2537	72.5				

TEAM STATISTICS	IOWA	OPP	Date	Opponent	Score	Att.
SCORING	2555	2537	11/11/11	CHICAGO STATE	w 96-53	12897
Points per game	73.0	72.5	11/14/11	NORTH CAROLINA A&T	w 95-79	8891
Scoring margin	+0.5	-	11/17/11	NORTHERN ILLINOIS	w 88-55	9666
FIELD GOALS-ATT	902-1984	910-1993	# 11/20/11	vs Creighton	L 59-82	12746
Field goal pct	.455	.457	11/23/11	CAMPBELL	L 61-77	10501
3 POINT FG-ATT	201-539	244-707	11/26/11	IPFW	w 82-72	9904
3-point FG pct	.373	.345	^ 11/29/11	CLEMSON	L 55-71	10449
3-pt FG made per game	5.7	7.0	12/03/11	BROWN	w 75-54	10399
FREE THROWS-ATT	550-763	473-648	12/06/11	at Northern Iowa	L 60-80	6834
Free throw pct	.721	.730	12/09/11	at Iowa State	L 76-86	14356
F-Throws made per game	15.7	13.5	12/17/11	DRAKE	w 82-68	10479
REBOUNDS	1205	1193	12/19/11	CENTRAL ARKANSAS	w 105-64	9382
Rebounds per game	34.4	34.1	12/22/11	BOISE STATE	w 81-72	13122
Rebounding margin	+0.3	-	* 12/28/11	PURDUE	L 76-79	13314
ASSISTS	521	515	* 12/31/11	at Wisconsin	w 72-65	17230
Assists per game	14.9	14.7	* 01/04/12	at Minnesota	w 64-62	12018
TURNOVERS	433	473	* 01/07/12	OHIO STATE	L 47-76	15400
Turnovers per game	12.4	13.5	* 01/10/12	at Michigan State	L 61-95	14797
Turnover margin	+1.1	-	* 01/14/12	MICHIGAN	w 75-59	12366
Assist/turnover ratio	1.2	1.1	* 01/17/12	at Purdue	L 68-75	14134
STEALS	262	193	* 01/26/12	NEBRASKA	L 73-79	10538
Steals per game	7.5	5.5	* 01/29/12	at Indiana	L 89-103	17243
BLOCKS	119	111	* 02/01/12	MINNESOTA	w 63-59	11232
Blocks per game	3.4	3.2	* 02/04/12	PENN STATE	w 77-64	13510
ATTENDANCE	238170	194326	* 02/09/12	at Northwestern	L 64-83	6013
Home games-Avg/Game	20-11908	12-12097	* 02/16/12	at Penn State	L 64-69	6794
Neutral site-Avg/Game	-	3-16389	* 02/19/12	INDIANA	w 78-66	13282
Score by Periods	1st 2nd Totals		* 02/23/12	WISCONSIN	w 67-66	14248
Iowa	1208 1347 2555		* 02/26/12	at Illinois	L 54-65	16322
Opponents	1211 1326 2537		* 02/29/12	at Nebraska	w 62-53	10772
			* 03/03/12	NORTHWESTERN	L 66-70	15400
			% 03/08/12	vs Illinois	w 64-61	17936
			% 03/09/12	vs Michigan State	L 75-92	18484
			+ 03/13/12	DAYTON	w 84-75	13190
			+ 03/18/12	at Oregon	L 97-108	8647

= Dale Howard Classic, Des Moines, Iowa
^ = Big Ten/ACC Challenge
% = Big Ten Tournament, Indianapolis, Ind.
* = Conference game
+ = National Invitation Tournament

Hawkeye Scorecard



#0
GABRIEL OLASENI
C, 6-10, 225, Fr.



#1
MELSAHN BASABE
F, 6-7, 225, So.



#2
JOSH OGLESBY
G, 6-5, 190, Fr.



#3
CODY COX
F, 6-4, 196, So.



#4
ROY DEVYN MARBLE
G/F, 6-6, 194, So.




#5
MATT GATENS
G, 6-5, 212, Sr.



#11
CHRIS RICKERT
F, 6-3, 180, Jr.



#13
KYLE DENNING
G, 6-2, 175, Fr.



#14
STEPHEN McCARTY
G, 6-0, 160, So.



#15
ZACH McCABE
F, 6-7, 232, So.



#20
ANDREW BROMMER
F, 6-9, 247, Sr.



#24
BRYCE CARTWRIGHT
G, 6-1, 188, Sr.



#25
ERIC MAY
G/F, 6-5, 217, Jr.



#30
AARON WHITE
F, 6-8, 225, Fr.



#32
BRANDEN STUBBS
G, 6-2, 175, So.



#34
DARIUS STOKES
F, 6-7, 203, Fr.-RS



#35
DEVON ARCHIE
F, 6-9, 222, Sr.



FRAN MCCAFFERY
Head Coach

