

# 2011-12 IOWA HAWKEYE BASKETBALL GAME NOTES



**3 Final Fours**  
**8 Big Ten Championships**  
**2 Big Ten Tournament Titles**

**GAME 29 // IOWA (15-13, 7-8) at ILLINOIS (16-12, 5-10)**  
**Sunday, Feb. 26, 2012 • 5:06 p.m.**  
**Champaign, Illinois • Assembly Hall ( 16,618)**  
**Radio:** Hawkeye Radio Network; Sirius 91, XM 91  
**Radio Talent:** Gary Dolphin (pxp), Bob Hansen (analyst)  
**TV:** BTN (HD)  
**TV Talent:** Gus Johnson (pxp) and Shon Morris (analyst)  
**Online Stream:** [BTN2Go.com](http://BTN2Go.com)  
**Live Stats / Audio:** [hawkeyesports.com](http://hawkeyesports.com)

### Iowa Athletic Communications

5300 Carver-Hawkeye Arena, Iowa City, IA 52242  
 Phone: 319-335-9411 • Fax: 319-335-9417  
[hawkeyesports.com](http://hawkeyesports.com) • [hawkeyebasketball.com](http://hawkeyebasketball.com)

**MBB CONTACT: MATTHEW WEITZEL**  
**office:** 319-335-6590 • **cell:** 319-430-8176  
**email:** [matthew-weitzel@hawkeyesports.com](mailto:matthew-weitzel@hawkeyesports.com)  
**Twitter:** @BigWeitz

### 2011-12 Schedule / Results

#### 15-13 Overall, 7-8 Big Ten

Nov. 11	Chicago State	W, 96-53
Nov. 14	North Carolina A&T	W, 95-79
Nov. 17	Northern Illinois	W, 88-55
Nov. 20	vs. Creighton #	L, 59-82
Nov. 23	Campbell	L, 61-77
Nov. 26	IPFW	W, 82-72
Nov. 29	Clemson \$	L, 55-71
Dec. 3	Brown	W, 75-54
Dec. 6	at Northern Iowa	L, 60-80
Dec. 9	at Iowa State +	L, 76-86
Dec. 17	Drake	W, 82-68
Dec. 19	Central Arkansas	W, 105-64
Dec. 22	Boise State	W, 81-72
Dec. 28	Purdue	L, 76-79
Dec. 31	at #11 Wisconsin	W, 72-65
Jan. 4	at Minnesota	W, 64-62
Jan. 7	#6 Ohio State	L, 47-76
Jan. 10	at #10 Michigan State	L, 61-95
Jan. 14	#13 Michigan	W, 75-59
Jan. 17	at Purdue	L, 68-75
Jan. 26	Nebraska	L, 73-79
Jan. 29	at #16 Indiana	L, 89-103
Feb. 1	Minnesota	W, 63-59
Feb. 4	Penn State	W, 77-64
Feb. 9	at Northwestern	L, 64-83
Feb. 16	at Penn State	L, 64-69
Feb. 19	#18 Indiana	W, 78-66
Feb. 23	#15 Wisconsin	W, 67-66
Feb. 26	at Illinois	5:06 p.m.
Feb. 29	at Nebraska	8 p.m.
March 3	Northwestern	1:30 p.m.

*all times listed are central*

# -- Dale Howard Classic -- Des Moines, Iowa  
 \$ -- Big Ten / ACC Challenge  
 + -- Iowa Corn Cy-Hawk Series  
 \* -- Big Ten Tournament, Indianapolis, Ind.

### Pronunciation Guide

Kirk Speraw..... SPEAR-awe  
 Melsahn Basabe..... Bah-SAAB-ee  
 Andrew Brommer..... BRAU-mur  
 Josh Oglesby..... Oh-gulls-BEE  
 Gabriel Olaseni..... Oh-lah-SEHN-ee

AP NR  
 ESPN NR  
 RPI 139

## IOWA HAWKEYES

**2011-12 Record:** 15-13  
**Big Ten Record:** 7-8  
**Head Coach:** Fran McCaffery  
**Career Record:** 277-210 (16th year)  
**Iowa Record:** 26-33 (2nd year)

**STATISTICAL LEADERS**  
**Points:** Matt Gatens (15.5)  
**Rebounds:** Aaron White (5.6)  
**Assists:** Bryce Cartwright (4.2)  
**Steals:** Roy Devyn Marble (1.6)  
**Blocks:** Melsahn Basabe (1.0)

### GAME INFORMATION

**Date:** Sunday, Feb. 26, 2012  
**Tip-off:** 5:06 p.m.  
**Location:** Champaign, Illinois  
**Arena:** Assembly Hall (16,618)  
**TV:** BTN (HD)  
**Radio:** Sirius, 91, XM 91  
 WMT-AM 600 (Cedar Rapids)  
 WHO-AM 1040 (Des Moines)  
 KXIC-AM 800 (Iowa City)

**SERIES**  
**Series:** Illinois leads, 80-66  
**at Champaign:** Illinois leads, 60-14  
**Last Meeting:** Feb. 26, 2011 (ILL, 81-68)  
**McCaffery vs. Illinois:** 0-2  
**Weber vs. Iowa:** 12-2

**MULTIMEDIA**  
**Audio / Live Stats:** [hawkeyesports.com](http://hawkeyesports.com)  
**Twitter Updates:** @IowaHoops

AP NR  
 ESPN NR  
 RPI 73

## ILLINOIS FIGHTING ILLINI

**2011-12 Record:** 16-12  
**Big Ten Record:** 5-10  
**Head Coach:** Bruce Weber  
**Career Record:** 312-152 (14th year)  
**Purdue Record:** 209-98 (9th year)

**STATISTICAL LEADERS**  
**Points:** Brandon Paul (14.7)  
**Rebounds:** Meyers Leonard (7.9)  
**Assists:** Brandon Paul (3.0)  
**Steals:** Brandon Paul (1.5)  
**Blocks:** Meyers Leonard (2.0)

### Sunday Night Quick Hits

- Iowa has posted four wins over RPI top 25 teams (Michigan, Indiana and Wisconsin twice). Only Michigan State (six), Ohio State (five) and Michigan (five) have more.
- Iowa's seven Big Ten wins are the most in a single season since collecting nine during the 2006-07 season.
- Iowa owns a +3.6 rebounding advantage in its seven Big Ten victories, while it has been outrebounded by 4.7 boards in its eight conference losses.
- Iowa has collected 10 steals or more in 10 games. The 10 games with 10 or more steals lead the Big Ten. Iowa ranks first in the Big Ten in steals (7.9).
- Matt Gatens averaged 31.5 points, bolstered by 22-of-36 (.611) shooting from the field and a blistering 14-of-20 (.700) shooting performance from 3-point territory, in Iowa's two home wins over No. 18 Indiana and No. 15 Wisconsin.
- Iowa's scoring average of 73.3 is its highest since the 2000-01 season (74.1).
- Iowa has collected four wins in the month of February (Minnesota, Penn State and Indiana). The last time the Hawkeyes had four or more February wins was in 2008 (four).
- Iowa is 9-1 when scoring 80 points or more, the last two seasons. The Hawkeyes are 13-0 when holding opponents to fewer than 60 points, the last two years.

### Iowa Projected Starting Lineup (Based on last game's starters)

 <b>G • 4 • Roy Devyn Marble</b> 6-6 • 194 • So. • Southfield, Mich. <table border="1"> <tr><th>PTS</th><th>AST</th><th>FG%</th><th>FT%</th></tr> <tr><td>11.1</td><td>3.7</td><td>.421</td><td>.718</td></tr> </table>	PTS	AST	FG%	FT%	11.1	3.7	.421	.718	 <b>G • 2 • Josh Oglesby</b> 6-5 • 190 • Fr. • Cedar Rapids, IA <table border="1"> <tr><th>PTS</th><th>REB</th><th>FG%</th><th>FT%</th></tr> <tr><td>6.1</td><td>1.5</td><td>.377</td><td>.719</td></tr> </table>	PTS	REB	FG%	FT%	6.1	1.5	.377	.719
PTS	AST	FG%	FT%														
11.1	3.7	.421	.718														
PTS	REB	FG%	FT%														
6.1	1.5	.377	.719														
 <b>G • 5 • Matt Gatens</b> 6-5 • 212 • Sr. • Iowa City, Iowa <table border="1"> <tr><th>PTS</th><th>REB</th><th>FG%</th><th>FT%</th></tr> <tr><td>15.5</td><td>3.8</td><td>.483</td><td>.860</td></tr> </table>	PTS	REB	FG%	FT%	15.5	3.8	.483	.860	 <b>F • 30 • Aaron White</b> 6-8 • 225 • Fr. • Strongsville, Ohio <table border="1"> <tr><th>PTS</th><th>REB</th><th>FG%</th><th>FT%</th></tr> <tr><td>10.4</td><td>5.6</td><td>.498</td><td>.708</td></tr> </table>	PTS	REB	FG%	FT%	10.4	5.6	.498	.708
PTS	REB	FG%	FT%														
15.5	3.8	.483	.860														
PTS	REB	FG%	FT%														
10.4	5.6	.498	.708														
		 <b>F • 15 • Zach McCabe</b> 6-7 • 232 • So. • Sioux City, Iowa <table border="1"> <tr><th>PTS</th><th>REB</th><th>FG%</th><th>FT%</th></tr> <tr><td>7.6</td><td>4.3</td><td>.497</td><td>.755</td></tr> </table>	PTS	REB	FG%	FT%	7.6	4.3	.497	.755							
PTS	REB	FG%	FT%														
7.6	4.3	.497	.755														

## Inside the Numbers

	IOWA	ILL
Scoring Average	73.3	66.2
Scoring Defense	71.9	64.1
Scoring Margin	+1.4	+2.1
FG%	.453	.445
FG% Defense	.456	.431
FT%	.718	.709
3-PT FG%	.367	.308
3-PT FG% Defense	.354	.379
Rebound Margin	+0.7	+1.6
Assists Per Game	14.5	12.8
Turnovers Per Game	12.5	13.6
Steals Per Game	7.9	5.3
Blocks Per Game	3.6	4.2

## Miscellaneous Statistics

Double-Figure Scoring Games...					
Player	08-09	09-10	10-11	11-12	Career
Matt Gatens	21	20	21	22	84
Bryce Cartwright	6	---	19	5	30
Melsahn Basabe	---	---	17	12	29
Eric May	---	10	13	5	28
Roy Devyn Marble	---	---	5	18	23
Zach McCabe	---	---	4	8	14
Aaron White	---	---	---	14	14
Josh Oglesby	---	---	---	5	5
Andrew Brommer	---	---	2	---	2
Devon Archie	---	---	1	---	1
Branden Stubbs	---	---	1	---	1

20-Point Scoring Games...					
Player	08-09	09-10	10-11	11-12	Career
Matt Gatens	2	4	3	7	16
Melsahn Basabe	---	---	5	---	5
Bryce Cartwright	1	---	1	---	2
Eric May	---	---	1	1	2
Zach McCabe	---	---	---	2	2
Roy Devyn Marble	---	---	---	1	1
Josh Oglesby	---	---	---	1	1

Double-Figure Rebounding Games...					
Player	08-09	09-10	10-11	11-12	Career
Melsahn Basabe	---	---	8	3	11
Aaron White	---	---	---	3	3
Matt Gatens	1	---	---	1	2
Zach McCabe	---	---	---	2	2
Eric May	---	1	---	---	1
Devon Archie	---	---	1	---	1

Double-Doubles...					
Player	08-09	09-10	10-11	11-12	Career
Melsahn Basabe	---	---	6	3	9
Aaron White	---	---	---	3	3
Matt Gatens	1	---	---	---	1
Eric May	---	1	---	---	1
Devon Archie	---	---	1	---	1
Bryce Cartwright	---	---	1	---	1

4+ Three-Pointer Games...					
Player	08-09	09-10	10-11	11-12	Career
Matt Gatens	2	5	4	5	16
Eric May	---	3	---	---	3
Josh Oglesby	---	---	---	2	2
Zach McCabe	---	---	1	---	1

5+ Assists Games...					
Player	08-09	09-10	10-11	11-12	Career
Bryce Cartwright	10	---	22	11	43
Matt Gatens	3	6	1	3	13
Roy Devyn Marble	---	---	---	9	9
Eric May	---	---	---	1	1

3+ Steals Games...					
Player	08-09	09-10	10-11	11-12	Career
Matt Gatens	3	1	5	7	16
Eric May	---	3	5	1	9
Roy Devyn Marble	---	---	---	6	6
Bryce Cartwright	2	---	1	---	3
Zach McCabe	---	---	1	2	3
Andrew Brommer	---	---	---	1	1

3+ Blocks Games...					
Player	08-09	09-10	10-11	11-12	Career
Melsahn Basabe	---	---	4	3	7
Eric May	---	3	---	---	3
Andrew Brommer	---	---	2	---	2
Aaron White	---	---	---	2	2
Devon Archie	---	---	1	---	1
Gabriel Olaseni	---	---	---	1	1
Roy Devyn Marble	---	---	---	1	1

## 2011-12 Margin of Victory/Defeat

Points	1	2	3	4	5	6	7	8	9	10+	15+	20+
Wins	1	1	0	1	0	0	1	0	1	4	2	4
Losses	0	0	1	0	1	1	1	0	0	2	3	4

## GATENS STAYS HOT, HAWKEYES UPEND WISCONSIN

Matt Gatens had another spectacular shooting performance in a 67-66 victory over No. 15 Wisconsin Thursday in Iowa City. The victory gives Iowa its first season sweep against the Badgers since 1995. Gatens poured in a game and career-high 33 points to give the Hawkeyes their fourth win over a top 25 RPI team.

Gatens made his first five 3-pointers of the game, which extended his consecutive streak to 12 dating back to Sunday's contest against Indiana where he made his last seven. The 12 straight triples is believed to be an Iowa record. The senior has drained a combined 14 triples the last two games, which is the most ever by a Hawkeye in a two-game span.

Iowa sprinted out to a double-digit first-half advantage and ultimately took a 43-34 lead into intermission. The 43 points are the most by a Wisconsin opponent this season; the previous high was Iowa's 41 in the second half in Madison on Dec. 31.

The Hawkeyes, who led start-to-finish, scored 67 points against a Badger team that yielded a nation's best 51 points per contest.

Roy Devyn Marble tallied 11 points and distributed a career-best eight assists. Aaron White contributed 12 points and snagged a game-high six rebounds.

## LAST GAME TIP-INS

- The last time Iowa beat ranked opponents in back-to-back games was the 2005-06 season (twice). Iowa beat No. 13 Indiana (73-60) on Jan. 24 and No. 16 Ohio State (67-62) on Jan. 28. The Hawkeyes also defeated No. 24 Indiana (70-67) on Feb. 11 and 16th-ranked Michigan State (66-54) on Feb. 14.
- Thursday's announced attendance was 14,248, the second largest crowd in Carver-Hawkeye Arena this season (15,400 versus Ohio State).
- Iowa made 55.6 percent (10-of-18) of its 3-point attempts, marking the second straight contest it shot 50 percent or better from long distance. The 10 triples are the second most by the Hawkeyes this season (13 versus Northern Illinois). Iowa has made at least nine 3-pointers five times this season, including the last two games.
- Wisconsin shot 51 percent from the field (29-of-57), while Iowa shot 48 percent (24-of-50). It marked only the second time (2-19) the last two seasons that Iowa was victorious when allowing the opposition to shoot 50 percent or better.
- Wisconsin outrebounded Iowa 31-29, marking only the fourth time (4-24) the last two seasons the Hawkeyes won when the opponent had more rebounds.

## 2011-12 Iowa Hawkeye Roster

No.	Name	Pos.	Ht.	Wt.	Yr.	Hometown (High School/College)
0	Gabriel Olaseni	C	6-10	225	Fr.	London, England (Sunrise Christian Academy)
1	Melsahn Basabe	F	6-7	225	So.	Glen Cove, N.Y. (St. Mark's)
2	Josh Oglesby	G	6-5	190	Fr.	Cedar Rapids, Iowa (Washington)
3	Cody Cox	F	6-4	196	So.	Waterloo, Iowa (Waterloo West)
4	Roy Devyn Marble	G/F	6-6	194	So.	Southfield, Mich. (Lathrup)
5	Matt Gatens	G	6-5	212	Sr.	Iowa City, Iowa (Iowa City)
11	Christopher Rickert	F	6-3	180	Jr.	Sioux City, Iowa (Bishop Heelan)
13	Kyle Denning	G	6-2	150	Fr.	Cedar Falls, Iowa (Northern University HS)
14	Stephen McCarty	G	6-0	155	So.	Auburn Hills, Mich. (West Bloomfield)
15	Zach McCabe	F	6-7	232	So.	Sioux City, Iowa (Bishop Heelan)
20	Andrew Brommer	F	6-9	247	Sr.	Rosemount, Minn. (Rosemount)
24	Bryce Cartwright	G	6-1	188	Sr.	Compton, Calif. (Dominguez/Paris JC)
25	Eric May	G/F	6-5	217	Jr.	Dubuque, Iowa (Wahlert)
30	Aaron White	F	6-8	225	Fr.	Strongsville, Ohio (Strongsville)
32	Branden Stubbs	G	6-2	175	So.	Pleasant Hill, Iowa (Des Moines Christian)
34	Darius Stokes	F	6-7	203	Fr.-RS	Cedar Rapids, Iowa (Linn-Mar)
35	Devon Archie	F	6-9	222	Sr.-RS	Indianapolis, Ind. (Vincennes CC)

Head Coach: Fran McCaffery

Assistant Coaches: Kirk Speraw, Sherman Dillard, Andrew Francis

## Head Coach Fran McCaffery

Fran McCaffery is in his second season as the head basketball coach at the University of Iowa and his 16th year overall as a college head coach. McCaffery spent five seasons (2005-10) as the head coach at Siena, six years at UNC-Greensboro (1999-2005) and three seasons at Lehigh (1985-88) before joining the Hawkeyes.



McCaffery has nearly three decades of Division I coaching experience. He completed his 29th season as a collegiate coach in 2011, which includes 15 years as a head coach and 14 as an assistant.

McCaffery, 52, holds a career mark of 277-210 (.569) and guided his teams to six postseason appearances (five NCAA, one NIT). He is 26-33 (.441) at Iowa.

McCaffery's five years at Siena were the best in its 70-year history. He led the Saints on an incredible run that ended with three straight Metro Atlantic Athletic Conference championships and NCAA Tournament appearances. In so doing, Siena became the only program in the country to win its regular season and postseason title the last three years.

McCaffery's Saints owned a 112-51 (.687) record in his five years with the program. He guided the Saints to four consecutive 20-win seasons, something that has never been accomplished before at the Siena.

The 2009 MAAC Coach of the Year and 2010 District I Coach of the Year is the third winningest coach, by percentage, in league history (68-22, .756). He is the only coach to guide a MAAC program to two NCAA Tournament wins. McCaffery led his 2008 and 2009 teams to first round NCAA Tournament victories over Vanderbilt and Ohio State, respectively.

In his final two seasons at Siena, he coached the Saints to back-to-back 27-win campaigns and boasted a combined 39-3 (.929) record against MAAC opponents, which included MAAC Tournament contests.

McCaffery began his coaching career as an assistant at Penn (1982-83) and Lehigh (1983-85). Then at age 26, he became the nation's youngest Division I head coach when hired by Lehigh in 1985. After three seasons as head coach at Lehigh, he spent 11 seasons as an assistant at Notre Dame (1988-99).

McCaffery played basketball at Wake Forest his freshman year (1977-78) and then concluded his collegiate playing career at Penn his final three seasons (1979-82).

He earned his B.S. degree in Economics from The Wharton School (Penn) in 1982. McCaffery also earned a Master of Education from Lehigh in 1985.

### COACHING HONORS

NABC District I Coach of the Year, 2009-10  
MAAC Coach of the Year, 2008-09

### HEAD COACHING EXPERIENCE

Lehigh (1985-88): .....49-39 (.557); 8-6 (.571) League  
UNC-Greensboro (1999-05).....90-87 (.508); 49-47 (.510) League  
Siena (2005-10) .....112-51 (.687); 68-22 (.756) League  
Iowa (2010-present): .....26-33 (.441); 11-22 (.333) League

## McCaffery File

**Born:** May 23, 1959  
**Hometown:** Philadelphia, Pa.  
**High School:** LaSalle, 1977  
**College:** B.S. in Economics, The Wharton School (Penn), 1982  
Master of Education, Lehigh, 1985  
**Family:** Wife, Margaret  
Sons, Connor, Patrick and Jonathan Francis  
Daughter, Marit Katherine  
Brother, Jack (sportswriter in Philadelphia area)

### Coaching Honors

MAAC Coach of the Year, 2009  
NABC District I Coach of the Year, 2009-10

### Coaching History (29 years)

1982-83	Assistant Coach, Penn
1983-85	Assistant Coach, Lehigh
1985-88	Head Coach, Lehigh
1988-99	Assistant Coach, Notre Dame
1999-05	Head Coach, UNC-Greensboro
2005-10	Head Coach, Siena
2010-present	Head Coach, University of Iowa

### Coaching Chart

Overall (15 seasons): 277-210 (.569)  
At Iowa (two seasons): 26-33 (.441)  
At Siena (five seasons): 112-51 (.688)  
At UNCG (six seasons): 90-87 (.508)  
At Lehigh (three seasons): 49-40 (.551)  
NCAA Tournament (five appearances\*): 2-5  
NIT (one appearance): 0-1

*\*McCaffery is the first coach to bring three different programs from one-bid leagues to the NCAA Tournament (conferences that sent just one team the year his program advanced).*

### McCaffery in Postseason Play

1988	NCAA Tournament - - Lehigh
1989	NCAA Tournament - - Notre Dame
1990	NCAA Tournament - - Notre Dame
1992	NIT - - Notre Dame
1997	NIT - - Notre Dame
2001	NCAA Tournament - - UNC-Greensboro
2002	NIT - - UNC-Greensboro
2008	NCAA Tournament - - Siena
2009	NCAA Tournament - - Siena
2010	NCAA Tournament - - Siena

### Playing Experience

Wake Forest, 1977-78  
Penn, 1979-82

## 2011-12 Big Ten Standings/Schedule

Team	Big Ten	Pct.	Overall	Pct.
Michigan State	12-3	.800	23-5	.821
Ohio State	11-4	.733	23-5	.821
Michigan	11-4	.733	21-7	.750
Wisconsin	9-6	.600	20-8	.714
Indiana	8-7	.533	21-7	.750
Purdue	8-7	.533	18-10	.643
<b>IOWA</b>	<b>7-8</b>	<b>.467</b>	<b>15-13</b>	<b>.536</b>
Northwestern	6-9	.400	16-11	.593
Minnesota	5-10	.333	17-11	.607
Illinois	5-10	.333	16-12	.571
Nebraska	4-11	.267	12-14	.462
Penn State	4-11	.267	12-16	.429

### Saturday, February 25

Purdue at Michigan, 5 p.m. (BTN)

Nebraska at Michigan State, 7p.m. (BTN)

Northwestern at Penn State, 8 p.m. (ESPNU)

### Sunday, February 26

Indiana at Minnesota, noon (ESPN)

Wisconsin at Ohio State, 3 p.m. (CBS)

Iowa at Illinois, 5 p.m. (BTN)

All times are central

### IOWA STATISTICAL CATEGORY LEADERS

LED IN SCORING: .....	Matt Gatens (11)
REACHED DOUBLE FIGURES:.....	Gatens (21)
30+ POINT GAMES:.....	Gatens (2)
20+ POINT GAMES:.....	Gatens (7)
LED IN REBOUNDING:.....	Basabe (9)
DOUBLE-FIGURE REBOUNDS:.....	White (4)
DOUBLE-DOUBLES:.....	Basabe, White (3)
LED IN ASSISTS:.....	Cartwright (16)
LED IN STEALS:.....	Marble (13)
LED IN BLOCKS:.....	Basabe (11)
5+ FTA GAMES:.....	Marble (13)

\*includes ties for team lead

### LATE GAME CLUTCH FREE THROW SHOOTING

#### IN FINAL FIVE MINUTES OF GAME

Player	FTM	FTA	Pct.
Kyle Denning	2	2	1.000
Branden Stubbs	2	2	1.000
Matt Gatens	27	30	.900
Bryce Cartwright	12	14	.857
Josh Oglesby	9	11	.818
Zach McCabe	7	9	.778
Aaron White	19	25	.760
Melsahn Basabe	11	16	.688
Gabriel Olaseni	2	3	.667
Eric May	2	3	.667
Roy Devyn Marble	24	38	.632
<b>TOTALS</b>	<b>117</b>	<b>153</b>	<b>.765</b>

#### IN FINAL TWO MINUTES OF GAME

Player	FTM	FTA	Pct.
Bryce Cartwright	4	4	1.000
Branden Stubbs	2	2	1.000
Matt Gatens	15	17	.882
Josh Oglesby	6	7	.857
Zach McCabe	3	4	.750
Eric May	2	3	.667
Aaron White	8	13	.615
Roy Devyn Marble	10	16	.625
Melsahn Basabe	5	9	.556
<b>TOTALS</b>	<b>55</b>	<b>72</b>	<b>.764</b>

#### IN FINAL ONE MINUTE OF GAME

Player	FTM	FTA	Pct.
Branden Stubbs	2	2	1.000
Josh Oglesby	5	5	1.000
Bryce Cartwright	2	2	1.000
Matt Gatens	14	15	.933
Aaron White	7	11	.636
Roy Devyn Marble	6	11	.545
Zach McCabe	1	2	.500
Melsahn Basabe	3	7	.429
Eric May	0	1	.000
<b>TOTALS</b>	<b>40</b>	<b>55</b>	<b>.727</b>

## 2011-12 Captains

Iowa captains are seniors Bryce Cartwright and Matt Gatens, and junior Eric May.

### ALL-TIME SERIES

Illinois holds an 80-66 advantage in the series that began with a 46-36 Iowa win in 1908. The Illini have won eight of the last nine against the Hawkeyes, including six straight. Iowa's last victory over Illinois came on March 3, 2007, (60-53) in Iowa City.

Illinois holds a 60-14 advantage in games played in Champaign, where it has won 10 straight over Iowa and 21 of the last 22 meetings. Iowa's last win at Assembly Hall came by a 78-72 margin during the 1998-99 season.

The teams have never met at a neutral site. Illinois is the only team Iowa has not played, at least once, in the Big Ten Conference Tournament.

### SCOUTING ILLINOIS

- Illinois enters Sunday's game with a 16-12 overall mark and 5-10 league record.
- Illinois has lost nine of its last 10 games, including six straight, dating back to Jan. 19. The Illini are 0-6 in February.
- The Illini have lost a number of close games during league play. Nine of Illinois' 15 Big Ten games have been decided by five points or fewer (4-5). Illinois' lone victory the last 10 games was a one-point win over nationally-ranked Michigan State (42-41) on Jan. 31.
- Illinois lost its last game, 83-67 at nationally-ranked Ohio State. The Buckeyes shot 65 percent (32-of-49) from the field, while the Illini shot 40 percent (25-of-63). Meyers Leonard led Illinois with 21 points. D.J. Richardson had 12 points and six rebounds.
- Illinois has three players averaging double figures in scoring: Brandon Paul (14.7), Meyers Leonard (13.1) and D.J. Richardson (12.1).
- Four of Illinois' last five games have been on the road. The Illini are 12-3 at Assembly Hall this season, including a 4-3 mark at home during conference play.
- Illinois has played two overtime contests this season, both against Minnesota. The home team won each contest.
- Illinois has two main 3-point threats; D.J. Richardson has made a team-best 63 triples, while Brandon Paul has drained 48.
- Sophomore center Meyers Leonard ranks first in the Big Ten in blocked shots (55) and third in rebounding (7.9).

### IOWA-ILLINOIS TIP-INS

- Iowa played at Illinois exactly the same date a year ago, Feb. 26, 2011. Illinois won the contest 81-68.
- Matt Gatens (1,536) ranks fourth among active Big Ten players in career scoring, while Illinois' Sam Maniscalco ranks sixth (1,364).
- Iowa's second (Roy Devyn Marble, 11.1), third (Aaron White, 10.4), fourth (Melsahn Basabe, 8.2) and fifth (Zach McCabe, 7.6) leading scorers are all underclassmen.
- The Hawkeyes rank first in the Big Ten in steals (7.9); third in scoring offense (73.3); and fourth in free throw percentage (71.8 percent).
- Iowa ranks 42nd in the country in assist/turnover ratio (1.2); 53rd in assists (14.5); and 55th in steals (7.9). Individually, Matt Gatens is 38th in free throw percentage (.860), while Roy Devyn Marble is 31st in assist/turnover ratio (2.3).
- The Illini rank 78th in the country in blocked shots (4.2). Individually, Meyers Leonard ranks 14th in the nation in field goal percentage (.585).
- Illinois' roster is comprised of 14 student-athletes. The roster consists of two seniors, three juniors, three sophomores (two redshirt) and six freshmen. Ten players hail from Illinois, and one each from Alabama, Missouri, Quebec and Mali.
- Iowa and Illinois are two of the five Big Ten teams that have won more than one Big Ten Conference Tournament. Iowa claimed the title in 2001 and 2006, and lost in the title game in 2002. Illinois earned the title in 2003 and 2005. The fighting Illini were also in the title game in 1999, 2000, 2004 and 2008.

### NUMBER OF THE WEEK -- 13

Iowa has 13 home wins this season (13-5), the most since collecting 13 home victories in 2009. Five of the Hawkeyes' 13 victories have come in league play.

## Iowa Athletic Communications

5300 Carver-Hawkeye Arena, Iowa City, IA 52242  
Phone: 319-335-9411 • Fax: 319-335-9417  
[hawkeyesports.com](http://hawkeyesports.com) • [hawkeyebasketball.com](http://hawkeyebasketball.com)

### MBB CONTACT: MATTHEW WEITZEL

office: 319-335-6590 • cell: 319-430-8176  
email: [matthew-weitzel@hawkeyesports.com](mailto:matthew-weitzel@hawkeyesports.com)  
Twitter: @BigWeitz

## Practice Coverage

All Iowa men's basketball practices are closed to the media and public.

## Coach and Player Interviews

Media interested in setting up interviews with players and/or coaches need to coordinate their requests through Matthew Weitzel in the Iowa Athletic Communications Office.

## Social Media

In addition to obtaining the most up-to-date information on Iowa's official website: [hawkeyesports.com](http://hawkeyesports.com), fans and media can also get additional information, notes, photos, promotions, videos and more via Iowa basketball's social media sites. Follow Hawkeye hoops on Twitter (@IowaHoops) and on Facebook ([facebook.com/hawkeyebasketball](https://www.facebook.com/hawkeyebasketball)).

## Press Conferences

Following is a list of dates for basketball news conferences with Fran McCaffery. The news conferences will begin at 2 p.m. in the Press Room of Carver-Hawkeye Arena. Selected players will be available after McCaffery meets with the media.

Following are the news conference dates:

March    Fri, 2nd    Tues, 6th

## Big Ten Tele-Conferences

Media have an opportunity to ask questions to each Big Ten coach every Monday morning beginning January 9. For a detailed schedule and phone number, email Valerie Todryk Krebs at the Big Ten office: [vtodrvk@bigten.org](mailto:vtodrvk@bigten.org).

Coach McCaffery speaks for 10 minutes starting at 9:10 a.m. (CT).

## Postgame Interviews

Postgame press conferences include both head coaches in the Media Room. Requested Iowa players will also be available in the Media Room while visiting players outside their locker room.

## IOWA POSTING BIG WINS

Iowa has posted six wins against teams ranked in the top 80 of the RPI, including four inside the top 25. The Hawkeyes have registered victories over Michigan (10), Indiana, (19), and two wins over Wisconsin (22) and Minnesota (77).

The Hawkeyes have four wins over top 25 teams; only Michigan State (six), Ohio State (five) and Michigan (five) have more.

## HAWKEYES SURGING IN FEBRUARY

Iowa has won four of its last six games, including winning the last two against ranked opponents (No. 18 Indiana and No. 15 Wisconsin).

Iowa has held five of its six February opponents to fewer than 70 points and three of those below 40 percent from the field. The previous six teams the Hawkeyes faced averaged 81.2 points and 50.4 percent shooting.

In the six February contests, Matt Gatens is averaging 22.5 points, bolstered by 26-of-44 (.591) shooting from long distance. Aaron White is averaging 13.2 points and nine rebounds, while Roy Devyn Marble is averaging 10.2 points, 5.5 rebounds and 4.7 assists.

## NOTING MATT GATENS...

- Became the first Big Ten player to score 30+ versus two teams (Indiana and Wisconsin) ranked in the Associated Press Top 25 since 1996-97.
- Became the fourth Big Ten player in the last 10 seasons to score 30+ points in back-to-back games versus conference opponents.
- Became the first Hawkeye since Adam Haluska in 2007 to score 30 points in consecutive games. Haluska netted 33 versus Indiana and 34 at Minnesota.
- The 33 points against Wisconsin are the second-most by a Big Ten player in conference play this season (Illinois' Brandon Paul had 43 versus Ohio State).
- The 30-point outburst against Wisconsin enabled the senior to surpass Greg Brunner, Don Nelson and Andre Woolridge and moved into ninth place on Iowa's all-time scoring chart with 1,536 points.
- Made a school-record 12 consecutive triples spanning the Indiana (Feb. 19) and Wisconsin (Feb. 23) contests.
- The 33 points scored against the Badgers are the second-most scored by a Wisconsin opponent in the last four years. Gatens and Kansas State's Jacob Pullen (38 points against the Badgers in the 2011 NCAA Tournament) were the two highest scoring outputs since Davidson's Stephen Curry tallied 33 points in the 2008 NCAA Tournament's Sweet 16 on March 28, 2008.
- Drained a combined 14 triples the last two games, which is the most ever by a Hawkeye in a two-game span.
- After 63 points in two games (22-of-36, .611 FGs and 14-of-20, .700 3-pt FGs), he has vaulted to fifth in conference scoring (264 points). He is four points behind Illinois' Brandon Paul (268 points).
- Is averaging 15.5 points, the highest scoring average by a Hawkeye since Adam Haluska averaged 20.5 points in 2007.
- Has made a personal single-season best 59 triples, besting 58 he sank his sophomore campaign. He is shooting at a 42 percent clip from long distance this season, which is also a single-season best. He shot 40 percent from 3-point range as a freshman.

## GATENS ABOUT TO MAKE HISTORY

Senior Matt Gatens will become the first Hawkeye to lead the team in free throw percentage four consecutive seasons. Also, he is on pace to become only the seventh Hawkeye since 1939, and the first to do so since Acie Earl (1991-93), to lead the team in scoring three straight seasons. Other former Hawkeyes leading the squad in scoring three consecutive years include: Dick Ives (1944-46); Bill Logan (1954-56); Dave Gunther (1957-59); Don Nelson (1960-62); Greg Stokes (1983-85); Acie Earl (1991-93).

### Big Ten Career FT% (min. 350 att.)

1.	.898 (535-596)	Steve Alford, IND	1983-87
2.	.885 (448-506)	Joe Crispin, PSU	1997-01
3.	<b>.865 (321-371)</b>	<b>Matt Gatens, IOWA</b>	<b>2008-</b>
4.	.864 (393-455)	Kenneth Lowe, PUR	1999-04

### Iowa Career Scoring

4.	1,705	B.J. Armstrong	1986-89
5.	1,675	Ronnie Lester	1977-80
6.	1,611	Jess Settles	1994-97, 99
7.	1,578	Adam Haluska	2005-07
8.	1,561	Dean Oliver	1998-01
9.	<b>1,536</b>	<b>Matt Gatens</b>	<b>2008-</b>

### Iowa Career Steals

7.	166	Jeff Horner	2003-06
8.	155	Jim Bartels	1991-95
9.	154	Mon'ter Gasper	1993-96
10.	144	Jess Settles	1994-99
11.	142	Bill Jones	1985-88
12.	139	James Moses	1989-92
13.	<b>136</b>	<b>Matt Gatens</b>	<b>2008-12</b>
14.	128	Troy Skinner	1989-92

### Iowa Career 3-Pointers Made

1.	262	Jeff Horner (2003-06)
2.	226	Chris Kingsbury (1994-96)
3.	<b>223</b>	<b>Matt Gatens (2008-)</b>

### Iowa Career 3-Pointers Attempted

1.	713	Jeff Horner (2003-06)
2.	645	Chris Kingsbury (1994-96)
3.	<b>609</b>	<b>Matt Gatens (2008-)</b>

### Iowa Freshman 3-Pointers

1.	52	Matt Gatens	2009
2.	47	Brody Boyd	2001
3.	44	Chris Kingsbury	1994
4.	<b>33</b>	<b>Josh Oglesby</b>	<b>2012</b>

### Iowa Freshman 3-Pt FG%

1.	.435 (30-69)	Jake Kelly	2008
2.	.403 (52-129)	Matt Gatens	2009
3.	.396 (19-48)	Ryan Luehrsmann	1997
4.	.381 (16-42)	Jess Settles	1994
5.	.373 (47-126)	Brody Boyd	2001
6.	.359 (14-39)	Kevin Smith	1991
5.	<b>.355 (33-93)</b>	<b>Josh Oglesby</b>	<b>2012</b>

### Big Ten (Active Career Scoring)

Player	School	Points
John Shurna	Northwestern	1,902
William Buford	Ohio State	1,829
Robbie Hummel	Purdue	1,661
<b>Matt Gatens</b>	<b>IOWA</b>	<b>1,533</b>
Jordan Taylor	Wisconsin	1,388
Sam Maniscalco	Illinois	1,364

### Big Ten (Active Career Steals)

Player	School	Steals
Draymond Green	Michigan State	167
Aaron Craft	Ohio State	135
Brandon Richardson	Nebraska	139
<b>Matt Gatens</b>	<b>IOWA</b>	<b>136</b>
Robbie Hummel	Purdue	128

### CLEANING THE GLASS

Aaron White has seen his rebounding numbers increase in Big Ten play. The freshman averaged 4.8 boards in non-conference action and has crashed the boards even more in conference play, averaging a team-best 6.4.

White has led the Hawkeyes in rebounding the last five games, the longest streak by a Hawkeye this season and the longest streak since Aaron Fuller led the team in six consecutive contests in 2010.

### GATENS DELIVERS SECOND HALF OUTBURSTS

The last three games in the second half (at Penn State, vs. No. 18/20 Indiana and vs. No. 15/16 Wisconsin), Matt Gatens has averaged 18.7 points, shooting 14-of-19 (.737) from 3-point range and 19-of-28 (.679) from the field.

Gatens has significantly increased his second-half scoring production the last three games. He scored 19 of his game-high 21 points after the half at Penn State (Feb. 16). The Iowa City native tallied 22 of his game-high 30 points in the final 20 minutes vs. No. 18/20 Indiana. On Thursday, he netted 15 of his career-high 33 in the second stanza versus No. 15/16 Wisconsin.

#### Scoring Averages by Half

	First	Second
Big Ten (16 gms)	6.2	10.5
Last 6 games	6.8	15.7

### GATENS CLIMBING CHARTS

Matt Gatens' scoring outbursts the last two games (30 vs. Indiana and 33 vs. Wisconsin) has vaulted him past Jeff Horner, Greg Brunner, Don Nelson and Andre Woolridge and into ninth place on Iowa's career scoring chart. The senior is only 25 points from tying Dean Oliver (1998-01) for eighth. Gatens enters Sunday's contest at Illinois with 1,536 career points.

Additionally, he is only three triples from catching Chris Kingsbury (226 3-pointers) for second place on the Hawkeyes' all-time 3-pointers made chart. Gatens enters Sunday's game with 223 treys.

Gatens is only eight steals from cracking the top 10 in career thefts at Iowa. The native of Iowa City will finish his career in the top 15 in scoring and steals and top five in free throw percentage and 3-pointers made.

### MATT GATENS AMONG SELECT GROUP

Matt Gatens is one of four active Division I players with 1,500+ points, 425+ rebounds and 220+ made 3-pointers in a career.

#### Division I, Active Players with 1,300+ Pts, 380+ Reb & 185+ 3-Pters (Career)

Player, Team	Pts	Reb	3PM
John Shurna, Northwestern	1,902	611	249
Kyle Weems, Missouri State	1,836	816	237
Dee Bost, Mississippi State	1,546	437	224
<b>Matt Gatens, Iowa</b>	<b>1,536</b>	<b>432</b>	<b>223</b>

### BASABE COMING ON STRONG

Melsahn Basabe played a big role in Iowa's two home wins over No. 18 Indiana and No. 15 Wisconsin. The sophomore averaged 24.5 minutes, nine points, six rebounds and four blocks in the victories.

The last three contests, he is averaging 8.3 points, five rebounds and 23 minutes.

### REBOUNDING KEY IN OUTCOMES

In Iowa's seven Big Ten wins, it has posted a +3.6 rebounding margin advantage. However, in its eight conference losses, Iowa has been outrebounded by 4.7 boards.

Overall, Iowa is 11-2 in games this season when having the edge on the glass. The two losses when the Hawkeyes had a positive rebounding margin came on the road at Iowa State and Northwestern.



### ESPN.COM RANKS NATION'S TOP FRESHMEN

**ESPN.com** released a midseason report on the nation's top freshmen. Included in the list is Iowa's Aaron White. White is ranked No. 15. Indiana's Cody Zeller is second and Trey Burke of Michigan is seventh.

White ranks third in Iowa scoring (10.4) and first in rebounding (5.6).

### IOWA VS. RANKED TEAMS

Iowa has played seven games against ranked competition this season (4-3), winning the last two. The four wins are the most Iowa has collected in a season since winning nine during the 2005-06 campaign.

The Hawkeyes beat No. 11 Wisconsin (72-65) on Dec. 31 in Madison and No. 15 Wisconsin (67-66) on Feb. 23 in Iowa City, 13th-ranked Michigan (75-59) on Jan. 14 in Iowa City and 18th-ranked Indiana (78-66) on Feb. 19 in Iowa City. Iowa fell to No. 6 Ohio State (76-47) on Jan. 7 in Iowa City, No. 6 Michigan State (95-61) on Jan. 10 in East Lansing and No. 16 Indiana (103-89) on Jan. 29 in Bloomington.

These are Iowa's most recent wins vs. nationally-ranked opponents:

<b>At Home:</b>	<b>67-66 over 15th-ranked Wisconsin, 2/23/12</b> <b>78-66 over 18th-ranked Indiana, 2/19/12</b> <b>75-59 over 13th-ranked Michigan, 1/14/12</b> 67-65 over sixth-ranked Purdue, 3/5/11 43-36 over sixth-ranked Michigan State, 1/12/08
<b>On the Road:</b>	<b>72-65 over 11th-ranked Wisconsin, 12/31/11</b> 70-67 over 21st-ranked Indiana, 2/11/06
<b>Neutral Court:</b>	67-60 over seventh-ranked Ohio State, 3/12/06 <i>In semifinals of Big Ten Tournament</i>

### WHITE-HOT

Aaron White was Iowa's most productive player off the bench the first 21 games, but has started the last seven. The freshman has averaged 12.2 points and 6.3 rebounds the last 17 games. White earned his first career start at No. 16 Indiana on Jan. 31. He stuffed the stat sheet with 17 points, nine rebounds, four assists, three blocks and two steals in Iowa's triumph over Penn State (Feb. 4). His efforts earned him Big Ten co-Freshman of the Week accolades, which is the third time (Nov. 14, Dec. 26 and Feb. 6) he has earned the weekly distinction.

White's numbers the last four games have been impressive, averaging 13.3 points and 9.5 rebounds. He posted consecutive doubles at Northwestern (Feb. 9) and Penn State (Feb. 16) and was two points shy of notching his third straight versus No. 18 Indiana (Feb. 19). The rookie scored 17 points (7-of-10 FG, 2-of-3 3-pt FG) and corralled a personal-best 12 boards against the Wildcats. White totaled 16 points and a game-high 10 rebounds to go along with career-best three rejections at Penn State.

White has scored in double digits 13 times, including 12 of the last 18 games. White has led the team in rebounding six of the last eight contests, including the last five.

The 6-foot-8 wing player has scored 15 points or more eight times, which is the third most by a Big Ten rookie this season.

White was named Big Ten co-Freshman of the Week after his performance in Iowa's victory over Chicago State (Nov. 11). The native of Strongsville, Ohio, shined in his Hawkeye debut, leading all scorers and rebounders with a personal-best 19 points and 10 boards.

The 19 points are the most by an Iowa freshman in an opener, equaling Dick Ives' 19 scored against Nebraska in his debut on Dec. 10, 1943. Furthermore, White's performance marked the first time a Hawkeye posted a double-double, in a season opener, since Dean Oliver had 10 points and 12 assists in a victory over Chicago State in 1997. It was the first time a Hawkeye freshman had a double-double, points and rebounds, since Jess Settles had 13 points and 11 rebounds versus Drake in 1993.

### **Last Three Games Statistics**

#	Player	gp-gs	min	avg	Total			3-Point		F-Throw		Rebounds				pf	dq	a	to	blk	stl	pts	avg
					fg-fga	fg%	3fg-fga	3fg%	ft-fa	ft%	off	def	tot	avg									
05	Gatens, Matt	3-3	117	39.0	28-49	.571	19-27	.704	9-10	.900	2	9	11	3.7	4	0	3	3	1	3	84	28.0	
30	White, Aaron	3-3	101	33.7	15-28	.536	1-3	.333	5-10	.500	6	20	26	8.7	4	0	4	5	5	2	36	12.0	
04	Marble, Roy Devyn	3-3	111	37.0	11-37	.297	1-8	.125	11-17	.647	6	12	18	6.0	6	0	21	8	0	7	34	11.3	
01	Basabe, Melsahn	3-0	69	23.0	8-13	.615	0-0	.000	9-15	.600	5	10	15	5.0	7	0	2	5	8	2	25	8.3	
02	Oglesby, Josh	3-3	94	31.3	3-18	.167	2-12	.167	6-9	.667	2	6	8	2.7	6	0	7	0	0	2	14	4.7	
15	McCabe, Zach	3-3	49	16.3	3-10	.300	2-3	.667	2-2	1.000	5	2	7	2.3	12	2	2	9	2	1	10	3.3	
25	May, Eric	2-0	7	3.5	1-2	.500	0-1	.000	0-0	.000	0	0	0	0.0	1	0	0	0	0	1	2	1.0	
34	Stokes, Darius	2-0	7	3.5	1-1	1.000	0-0	.000	0-0	.000	1	0	1	0.5	1	0	0	0	0	0	2	1.0	
20	Brommer, Andrew	3-0	20	6.7	1-1	1.000	0-0	.000	0-0	.000	2	2	4	1.3	3	0	0	1	1	0	2	0.7	
35	Archie, Devon	1-0	2	2.0	0-0	.000	0-0	.000	0-0	.000	1	1	2	2.0	0	0	1	0	0	0	0	0.0	
32	Stubbs, Branden	1-0	2	2.0	0-0	.000	0-0	.000	0-0	.000	0	0	0	0.0	0	0	0	0	0	0	0	0.0	
24	Cartwright, Bryce	1-0	14	14.0	0-1	.000	0-0	.000	0-0	.000	0	2	2	2.0	0	0	3	2	0	1	0	0.0	
00	Olaseni, Gabriel	2-0	7	3.5	0-2	.000	0-0	.000	0-0	.000	1	0	1	0.5	4	0	0	2	1	2	0	0.0	
Team											5	4	9				1						
Total.....		3	600		71-162	.438	25-54	.463	42-63	.667	36	68	104	34.7	48	2	43	36	18	21	209	69.7	
Opponents.....		3	600		70-163	.429	17-49	.347	44-57	.772	32	68	100	33.3	57	0	35	35	13	15	201	67.0	

## Iowa in Big Ten Statistics

Category	All Games		Big Ten	
	Stat	Rank	Stat	Rank
Steals	7.9	1st	6.6	4th
Scoring Offense	73.3	3rd	69.2	5th
3-Pt. Field Goal %	.367	3rd	.385	2nd
Free Throw %	.718	4th	.688	9th
Assists	14.5	5th	13.1	4th
Ast./TO Ratio	1.2	7th	1.0	8th
Field Goal %	.453	7th	.452	5th
Blocked Shots	3.6	7th	4.2	2nd
Turnover Margin	+1.4	7th	-1.5	9th
3-PT FG Defense	.354	8th	.336	5th
Rebounding Margin	+0.7	8th	-0.9	7th
3-Pt. FG Per Game	5.4	9th	5.3	10th
Scoring Margin	+1.4	10th	-4.1	9th
FG% Defense	.456	12th	.463	9th
Scoring Defense	71.9	12th	73.3	12th

Category	Player	All Games		Big Ten	
		Stat	Rank	Stat	Rank
FG%	Melsahn Basabe	.515	9th	---	---
	Aaron White	.500	12th	.532	8th
	Matt Gatens	---	---	.494	12th
Blk. Shots	Melsahn Basabe	1.0	8th	1.2	6th
	Aaron White	---	---	1.1	7th
Rebounding	Melsahn Basabe	5.0	15th	---	---
	Aaron White	5.6	7th	6.4	6th
	Matt Gatens	15.5	8th	16.7	5th
Scoring	Roy Devyn Marble	11.1	21st	11.3	22nd
	Aaron White	10.4	27th	11.5	21st
	Zach McCabe	---	---	9.8	29th
	Bryce Cartwright	4.2	5th	4.3	3rd
Assists	Roy Devyn Marble	3.7	9th	3.7	9th
	Bryce Cartwright	1.7	8th	1.6	10th
Ast./TO Ratio	Roy Devyn Marble	2.3	4th	1.7	7th
	Matt Gatens	.860	3rd	.824	6th
FT%	Zach McCabe	---	---	.774	13th
	Roy Devyn Marble	1.6	4th	1.5	6th
Steals	Matt Gatens	1.5	5th	1.5	6th
	Matt Gatens	2.1	4th	2.6	2nd
3-Pt. FG%	Matt Gatens	.421	7th	.481	3rd
Minutes	Matt Gatens	33.9	9th	---	---

### MARBLE ADVANCES TO FINALS OF GEICO PLAY OF THE YEAR

Hawkeye fans have voted Roy Devyn Marble to the finals of the GEICO Play of the Year after his emphatic one-handed slam vs. Minnesota on Feb 1.

Marble joins Syracuse's CJ Fair, Louisville's Peyton Siva, Lindsey Wilson's Chase Spreen, Indiana's Christian Watford, Purdue's Robbie Hummel, and Oral Roberts Damen Bell-Holter as this year's first five finalists. Three more finalists will be selected before the winner is announced on GEICO presents Best of College Basketball 2012 on CBS March 25 at 1:00 p.m. (ET).

### STAT SHEET STUFFER

Roy Devyn Marble's level of play has been stellar the last 23 games. The sophomore has averaged 12.2 points, 4.3 rebounds and 3.8 assists during that span. Also, he is shooting 43 percent from the field and 71 percent from the foul line during the 23-game stretch.

He has amassed a solid assist-to-turnover ratio this season. He has 103 assists to only 44 turnovers, ranking fourth in the Big Ten (2.3) and 31st nationally.

Marble has been credited with four assists or more 15 times this season, including collecting six or more the last three games (six at Penn State, seven vs. Indiana and a career-best eight against Wisconsin).

Last season, Marble averaged 5.7 points, 2.4 rebounds, and was credited with 41 assists and 21 steals in 31 contests. He started the last six games of 2010-11. Also, he shot 53 percent from the free throw line (35-of-66).

This year, Marble has seen improved numbers, averaging 11.1 points, four rebounds, and has collected 103 assists and 44 steals. He has started the last 20 contests. From the foul line this season, the sophomore has seen significant improvement, shooting 71.8 percent (89-of-124).

### Statistical Improvement

	'10-'11	'11-'12	Improvement
Scoring	5.7	11.1	+5.4
Assists	1.3	3.7	+2.4
Rebounds	2.4	4.0	+1.6
Steals	0.7	1.6	+0.9

### LEADING THE TEAM

Following is the number of times a player led Iowa in scoring, rebounding, assists and steals. If two or more players tied for the team lead, all were credited for that game:

Player	Scoring	Rebounding	Assists	Steals
Devon Archie	---	1	---	---
Melsahn Basabe	1	9	---	1
Andrew Brommer	---	1	---	2
Bryce Cartwright	---	---	16	3
Matt Gatens	11	4	2	11
Aaron White	5	7	---	2
Roy Devyn Marble	5	2	10	13
Eric May	1	3	2	4
Zach McCabe	2	6	2	6
Josh Oglesby	4	---	1	---
Branden Stubbs	---	---	---	1
Gabriel Olaseni	---	---	---	1

### HAWKEYES PUSHING THE TEMPO

An even more increased tempo by the Iowa Hawkeyes has led to 6.1 more points per game compared to last season, an increase that ranks second best in the Big Ten.

### Big Ten, Largest Points per Game Improvement -- 2010-11 to 2011-12

Team	10-11	11-12	Diff
Indiana Hoosiers	69.6	77.9	+8.3
Iowa Hawkeyes	67.2	73.3	+6.1



## ATTACKING THE BASKET

Iowa is attacking the basket and earning more trips to the charity stripe this season compared to last.

### **Big Ten, Largest FTA/Gm Improvement - 2010-11 to 2011-12**

TEAM	2010-11	2011-12	Improve
Indiana Hoosiers	19.8	24.6	+4.8
Iowa Hawkeyes	19.4	22.6	+3.3

## FRESHMEN CONTRIBUTIONS

Freshmen Aaron White and Josh Oglesby have combined for 11 games of scoring 15 or more points this season. White has scored in double figures in 12 of the last 18 contests, including netting 15 points or more in eight of those outings.

### **Big Ten, Most Games with 15+ Points by Freshmen - 2011-12**

Cody Zeller, Indiana	17	Dave Sobolewski, Northwestern	5
Trey Burke, Michigan	9	Josh Oglesby, Iowa	3
Aaron White, Iowa	8		

## HAWKEYE BIG TEN FIELD GOAL PERCENTAGES

In Iowa's seven Big Ten victories, opponents were just 47-of-162 (.290) from long distance and 164-of-402 (.408) overall from the field. Iowa made 171-of-380 (.450) from the field and 39-of-93 (.409) from the 3-point range in those wins.

Conversely, Hawkeye opponents shot 51.1 percent (238-of-466) from the field and 56-of-145 (.386) from 3-point territory, compared to 45 percent (192-of-423) from the field and 37 percent (42-of-115) from long distance for Iowa, in the Hawkeyes' eight conference defeats.

## OGLESBY HAS CAREER GAME

Freshman Josh Oglesby had two of his best games of the season, both against Indiana.

Oglesby came off the bench to score a career-best 24 points at Indiana on Jan. 29. The native of Cedar Rapids missed only four of his 12 field-goal attempts. His previous high was 16 points against Northern Illinois on Nov. 17.

The six triples tie for the 15th-most in a single game for the Hawkeyes. Additionally, the 24 points are the most by a Hawkeye freshman in a game since Melsahn Basabe posted 25 at Michigan, almost a year to the day, on Jan. 30, 2011.

In the return game against the Hoosiers (Feb. 19), Oglesby netted 11 points, five of which were scored at the free throw line.

Oglesby started his first career game at Penn State (Feb. 16). The rookie played a season-high 27 minutes and had three points, three assists and three rebounds against the Nittany Lions.

The native of Cedar Rapids has started the last three games. He is averaging 6.1 points in 28 games this season.

Oglesby has made 33 triples, which are the fourth most by a Hawkeye freshman in a single season at Iowa. Matt Gatens holds the record with 52 (2009). Oglesby is shooting 37.7 percent beyond the arc, which currently ranks as the seventh best percentage in a season by an Iowa rookie.

Fifty-eight percent of Oglesby's scoring production has come from 3-point territory (99-of-170 points), which ranks third amongst Big Ten players. Oglesby has led the team in scoring four times (Northern Illinois, Creighton, Clemson and Indiana).

## IOWA'S STATISTICAL COMPARISONS

	All Games	Big Ten	Home Games	Away Games	Iowa Wins	Iowa Losses
Record	15-13	7-8	13-5	2-8	15-0	0-13
Points	73.3	69.2	76.4	67.7	80.0	65.6
Opp. Pts	71.9	73.3	67.4	80.0	63.9	81.2
FG%	.453	.452	.450	.458	.474	.427
FG Def.	.456	.463	.439	.488	.403	.521
3-PT%	.367	.385	.368	.365	.389	.339
3-pt. Def.	.354	.336	.354	.353	.302	.425
FT%	.718	.688	.752	.646	.731	.699
REB	35.1	33.5	37.1	31.5	39.5	29.9
AST	14.5	13.1	15.9	11.9	17.4	11.2
TO	12.5	13.1	11.9	13.5	11.7	13.5
STL	7.9	6.6	8.8	6.1	9.0	6.5
BLK	3.6	4.2	3.8	3.2	3.6	3.5

## SINKING THE FREEBEEES

Last year, Iowa's free throw percentage was 67.6 percent. This season, the Hawkeyes have improved in that area, shooting 71.8 percent, which ranks fourth best in the Big Ten. Twenty-two percent of Iowa's offense this year has come from the foul line.

The Hawkeyes have missed only 36 free throws (117-of-153, .765) in the final five minutes of games.

Iowa has attempted 20 free throws or more 18 times this season, nine of which have come during league play, including seven of the last 10 games.

## IMPROVEMENT UNDER McCAFFERY IN SECOND YEAR

Fran McCaffery-coached teams have posted improved win totals and scoring output from their first year to second with McCaffery as a head coach. At Lehigh, his team improved by two wins (13 in 1986 to 15 in 1987). His UNC Greensboro team had four more victories from 2000 (15) and 2001 (19). At Siena his team improved by five victories, registering 15 in 2006 to 20 in 2007.

His Lehigh team averaged 2.8 more points its second year compared to year one. His UNC Greensboro team had a +1.9 scoring increase and +1.8 at Siena. Currently, Iowa is averaging 6.1 more points this year compared to last season.

### **RECORD**

School	1st yr	2nd yr	Diff.
Lehigh	13-15	15-14	+2
UNC Greensboro	15-13	19-12	+4
Siena	15-13	20-12	+5
Iowa	11-20	TBD	TBD

### **SCORING**

School	1st yr	2nd yr	Diff.
Lehigh	74.0	76.8	+2.8
UNC Greensboro	71.7	73.6	+1.9
Siena	74.4	76.2	+1.8
Iowa	67.2	73.3	+6.1

## COACHING EXPERIENCE

Fran McCaffery has assembled one of the most experienced coaching staffs in the country. Assistant coaches Kirk Speraw, Sherman Dillard and Andrew Francis have over six decades of combined coaching experience. Furthermore, the entire coaching staff combines for 47 years of head coaching experience.

Director of Basketball Operations Jerry Strom is in his 31st season as a member of the Iowa basketball staff. Additionally, Iowa's new video coordinator, Al Seibert, has 18 years of collegiate coaching experience.

### **HAWKEYE FAST BREAKS**

- Iowa has made 455 free throws this season, the most it has sank in a single-season since 2005-06. Iowa made 501 free throws in 2005-06.
- The Hawkeyes were ranked ninth (.352) in the Big Ten in 3-point field goal percentage (overall games) in mid-January. Iowa has since vaulted to third (.367).
- Nine of Iowa's 13 losses have come to teams ranked in the RPI top 70.
- The Big Ten is the No. 1 ranked conference in the RPI and Sagarin ratings.
- For the second straight year, Iowa has won its first two games in the month of February. Last year, the Hawkeyes beat Michigan State (Feb. 2) and Indiana (Feb. 5); this season Iowa topped Minnesota (Feb. 1) and Penn State (Feb. 4).
- Matt Gatens' 33 points against No. 15 Wisconsin (Feb. 23) is the second highest scoring output in a Big Ten game this season.
- Iowa averages 80 points in its wins, compared to 65.6 points in its defeats, a differential of 14.4 points. The Hawkeyes own a +17.3 point differential in their scoring defense, and +9.6 rebounding and +6.2 assists margins in wins compared to losses.
- Iowa's attendance numbers are up again this season, after a 20 percent bump a year ago. Last season, Iowa averaged 11,096 fans. Through 18 home games this season, the Hawkeyes are averaging 11,643.
- Iowa has the same number of assists (197) as turnovers (197) in its 15 Big Ten games.
- Freshman Josh Oglesby became the first Hawkeye reserve to lead the team in scoring, in back-to-back games (Northern Illinois and Creighton), since Ricky Davis paced Iowa with 25 and 18 on the road at Wisconsin (Feb. 3) and Michigan State (Feb. 7), respectively, in 1998. Like Oglesby, Davis accomplished the feat as a freshman.
- After winning at No. 11 Wisconsin on Dec. 31 (72-65) and on the road at Minnesota (64-62) on Jan. 4, Iowa won two-straight Big Ten road games for the first time since 2007. The Hawkeyes won at Michigan on Jan. 31, 2007 (69-62) and at Minnesota on Feb. 7 (91-78). Iowa beat Indiana at home on Feb. 3 (81-75) in between those two road victories. The last time Iowa won consecutive road games in back-to-back games was 1998, beating Ohio State (61-46) on Jan. 14 and Minnesota (82-69) on Jan. 18.
- At least 10 players have seen action in 20 of Iowa's 28 contests. Iowa's bench averages 24.8 points.
- Iowa has had five players score in double figures three times (North Carolina A&T, Drake and Central Arkansas). The Hawkeyes had five players score 12 points or more in its win over North Carolina A&T (Nov. 14). It marked only the fourth time the Hawkeyes had five players tally 12 points or more in a game (UW-Green Bay in 2003, Michigan in 2004, SIU-Edwardsville in 2010 and North Carolina A&T in 2011).

### **IOWA IN CARVER-HAWKEYE ARENA**

Iowa has compiled a 361-116 (.757) record in Carver-Hawkeye Arena since the facility opened in January, 1983. Iowa is 167-92 (.645) in Big Ten games and 194-24 (.890) in non-Big Ten contests.

### **HAWKEYES ARE TOUGH AT HOME**

Iowa has won 85 of its 120 games (.708) in Carver-Hawkeye Arena (15,500) over the last eight seasons, including win streaks of 21 straight overall and 12 straight Big Ten Conference wins. Iowa has won 10 of its last 20 home games against ranked opponents. Iowa was a perfect 17-0 at home in 2006, 14-2 in 2007, 10-8 in 2008, 13-4 in 2009, 9-9 in 2010 and 8-8 in 2011.

### **IOWA HISTORY**

Iowa has played 2,653 games since beginning basketball in 1902. Iowa's overall record is 1,592-1,061 (.600). That includes a 955-352 (.731) record in home games, a 547-719 (.432) record in contests away from Iowa City, a 710-726 (.494) mark in Big Ten games and a 361-116 (.757) record in Carver-Hawkeye Arena.

### **SPERAW TAKING PART IN "SHOTS FROM THE HEART"**

Iowa men's basketball assistant coach Kirk Speraw is one of 256 collegiate basketball coaches taking part in the second annual "Shots from the Heart", which is an event created by Angela Lento and Joe Dwyer of [collegeinsider.com](http://collegeinsider.com) to increase awareness for the growing problem of Heart Disease and raise money to benefit the Skip Prosser Foundation.

Speraw has advanced to the Round of Eight. To view the brackets and/or learn how you can contribute to the Skip Prosser Foundation" visit: [collegeinsider.com](http://collegeinsider.com).

### **HAWKEYEBASKETBALL.COM**

Check out the Iowa basketball team's new website, [HawkeyeBasketball.com](http://HawkeyeBasketball.com), devoted to everything on-and-off-the-court surrounding the program.

[HawkeyeBasketball.com](http://HawkeyeBasketball.com), allows fans a chance to go behind the scenes with the Hawkeye basketball program on and off the court. The site is complete with exclusive videos, photo galleries and content featuring the basketball program.

[HawkeyeBasketball.com](http://HawkeyeBasketball.com) will be updated throughout the year with exclusive videos, including game highlights and player features, along with news stories and other content.

### **"HAWK TALK WITH FRAN MCCAFFERY"**

University of Iowa basketball fans may join Iowa Coach Fran McCaffery and radio announcer Gary Dolphin Monday nights for the "Hawk Talk with Fran McCaffery" radio call-in show. The show takes place at Carlos O'Kelly's Mexican Cafe in Iowa City from 7-8:30 p.m. Fans can call in and ask the coach a question by calling 1-877-464-2957.

### **IOWA PHOTOS AVAILABLE**

Up-to-date head shots of all Iowa players and coaches are available on the internet at [pics.hawkeyebasketball.com](http://pics.hawkeyebasketball.com). Contact the Iowa Sports Information office if you are in need of additional photos.

### **ON THE HORIZON**

Iowa remains on the road when it travels to Lincoln, Neb., to face Nebraska on Wednesday. Tip-off is slated for 8 p.m. and the game will be televised on ESPNU. Wednesday will be Nebraska's "Senior Night".

## Iowa's 2012 Recruiting Class

Anthony Clemmons, Mike Gesell, Patrick Ingram, Kyle Meyer and Adam Woodbury have signed national letter of intents to attend the University of Iowa.

"I'm very excited about this class," said McCaffery. "We started working immediately upon arrival, in particular, on this group. I want to give particular recognition to how hard each and every one of my assistant coaches has worked. I believe we've addressed specific needs and attracted not only quality, but student-athletes who will fit with what we already have here to ultimately make us a better team."

Iowa's five-member 2012 recruiting class is ranked 19th by ESPN.com and Scout.com.

Paul Biancardi, who is ESPN's national recruiting director, had nothing but praise to say about Iowa's recruiting class and coach McCaffery.

"I'm very impressed, but not surprised, with the class coach McCaffery signed," said Biancardi. "This is a national statement class. Coach McCaffery and his staff have sold the vision and the plan for Iowa basketball in a big time way. It should get the fans of Iowa very excited not only right now but in the future. To be successful in this business you have to be able to recruit, and Fran's a proven recruiter. This is a class, that as it grows and develops together, will be the foundation for Iowa basketball. It will propel the Hawkeyes to the next step, which is the upper half of the Big Ten and NCAA Tournament."

### ADAM WOODBURY (7-1, 230)

Woodbury is an All-State center from Sioux City, Iowa. The 7-foot-1, 230-pound was named the Most Valuable Player at the 2011 NBA Players Association Top 100 Camp. Woodbury is the No. 41 ranked player in the Class of 2012 by ESPN.com, No. 42 by Rivals.com and No. 47 by Scout.com. He enters his senior season ranked fourth in career scoring and first in rebounding at East High School. He led the Black Raiders to a combined 59-16 record the last three seasons, including back-to-back conference championships and three consecutive state tournament appearances. Woodbury is a two-time first team All-State, All-Missouri River Conference, All-Northwest Iowa and All-City honoree. As a junior, Woodbury averaged a double-double (18.5 points and 12 rebounds). He averaged 17.4 points and grabbed a school single-season record 315 rebounds (12.1 avg.) his sophomore campaign. Woodbury also participated in the Nike LeBron James Skills Academy and Amare Stoudemire Skills Academy in 2011. He played AAU for Martin Brothers and All-Iowa Attack from seventh through 11th grade. Fellow recruit Mike Gesell was an AAU teammate of Woodbury. Woodbury becomes Iowa's first seven-footer since Seth Gorney (2005-08) and is the tallest Hawkeye since Antonio Ramos (1999), who stood 7-foot-2.

### MIKE GESELL (6-1, 180)

Gesell is a three-time first team All-State, All-Conference and All-Metro honoree for South Sioux City High School. Gesell is the No. 73 ranked player in the Class of 2012 by ESPN.com, No. 89 by Scout.com and No. 96 by Rivals.com. As a junior, he averaged 25.2 points, 8.2 assists, 5.5 rebounds and 2.9 steals while being honored as the Nebraska Gatorade Basketball Player of the Year. As a sophomore, Gesell averaged 19.9 points, 6.4 assists, 7.7 rebounds and 3.3 steals. He made 82 percent (158-193) of his free throw attempts as a junior and 79 percent (125-158) as a sophomore. The 6-foot-1, 180-pound guard was a Basketball Super State and All-State Class B Team Captain recipient his sophomore and junior seasons. He holds single season school records for scoring (655), assists (212) and steals (79), career scoring (1,446) and single-game steals (8) and assists (13). Gesell, who is a Wendy's High School Heisman state finalist and will be the team's captain this year, also excels in the classroom, ranking in the top five percent of his class while earning Gold Honor Roll distinction all four years. He also is a three-time Academic All-Conference and NSAA Academic All-State honoree. Fellow recruit Adam Woodbury was a teammate of Gesell on Martin Brothers and the All-Iowa Attack AAU squads.

### ANTHONY CLEMMONS (6-1, 185)

Clemmons is a native of Lansing, Mich., and has started the last two years for Sexton High School. The 6-foot-1, 185-pound point guard helped his team to back-to-back conference championships and a Class B state title a year ago. Sexton finished as state runner-up his sophomore season. Clemmons is a two-time All-Conference honoree and was an All-State and All-Area selection in 2011. Clemmons averaged 12.3 points, 4.6 rebounds, 4.1 assists and 3.2 steals his junior year. He will serve as a team co-captain his senior campaign. Clemmons played AAU basketball the last two years with the Michigan Mustangs. He also played football his freshman through junior years at Sexton, earning all-conference honors in 2010, playing fullback, linebacker and safety.

### PATRICK INGRAM (6-2, 190)

Ingram is a 6-foot-2, 190-pound guard from Indianapolis. He is a two-year starter and helped North Central High School win back-to-back conference championships and the Class 4A state championship in 2010. His high school team boasted a combined 70-8 record his first three seasons. Ingram averaged 10.4 points, 5.0 rebounds and 2.0 assists his junior campaign. He shot 55.5 percent from the field and 33-percent from beyond the arc. A captain on this year's team, Ingram also played on the AAU circuit for the Eric Gordon All-Stars. His team won the Walt Disney World tournament, Eric Gordon Shootout and the IndyBall Tournament. Ingram was tabbed MVP of the Walt Disney World tournament.

### KYLE MEYER (6-10, 220)

Meyer is a 6-foot-10, 220-pound forward from Alpharetta, Ga. Meyer averaged 15 points, 11 rebounds, 3.5 blocks and 2.6 assists for Northview High School as a junior. He earned All-Region and co-MVP accolades as a junior, and was also recognized on the 2010 Pickens All-Tournament team. Meyer, who attends the same high school as Minnesota senior Ralph Sampson III, is a three-year starter. He averaged 10 points, 9.5 rebounds and 2.2 blocks, and earned the team's Coaches Award his sophomore campaign. Meyer garnered all-tournament laurels at the Chattahoochee Tournament as a freshman. Meyer also played AAU basketball for the Atlanta Celtics.

### 2012 IOWA RECRUITING CLASS

Anthony Clemmons	G	6-1/185	Lansing, Mich. (Sexton HS)
Mike Gesell	G	6-1/180	Sioux City, Neb. (South Sioux City HS)
Patrick Ingram	G	6-2/190	Indianapolis, Ind. (North Central HS)
Kyle Meyer	F	6-10/220	Alpharetta, Ga. (Northview HS)
Adam Woodbury	C	7-1/230	Sioux City, Iowa (East HS)

# What they are saying about Iowa Men's Basketball

"Aaron White reminds me a lot of Ryan Bowen, who had that great career at Iowa; being hard-nosed and making things happen. It will be fun to watch him grow."

**Keno Davis, BTN analyst**

"I like this young player (Aaron White). He plays under control within himself. He has a great understanding of the game."

**Jim Jackson, BTN analyst**

"Silky smooth. This kid (Roy Devyn Marble) has got it."

**Jon Rothstein, CBS College Sports analyst**

"Iowa's (Roy) Devyn Marble is going to be a star. Really good feel and has tremendous size for a guard. Hawkeyes on the rise in Big Ten."

**Jon Rothstein, CBS College Sports analyst**

"(Aaron) White, is going to be one helluva player."

**Michigan State Head Coach Tom Izzo**

"Aaron White is terrific. He has great touch, blocks shots, can shoot the three and rebounds out of his area. He is sensational and he'll be as good as any moving forward in the Big Ten. This kid is going to be great."

**Dan Dakich, ESPN analyst**

"Melsahn Basabe solidifies the inside. He's as good as any in the Big Ten in blocking shots."

**Dan Dakich, ESPN analyst**

"I'm a huge fan of (Zach) McCabe. I think he's going to be a star player. He reminds me a lot of Jess Settles and all the tough and physical forwards that Iowa had during their glory days."

**Tim McCormick, ESPN College Basketball Analyst**

"Roy Devyn Marble has gone head-to-head against Aaron Craft, Trey Burke, Jordan Taylor, Tim Frazier and Keith Appling and didn't blink an eye. This kid has such a huge upside."

**Tim McCormick, ESPN College Basketball Analyst**

"I would take Matt Gatens ahead of every single shooting guard in the Big Ten, if I was coaching. I think Matt Gatens makes everybody on the court better. He's the best leader, he scores, he rebounds, he defends. He's a tremendous player in every respect. I'm a huge fan of Matt Gatens."

**Tim McCormick, ESPN College Basketball Analyst**

"He's (Matt Gatens) not only one of the better shooters or guards in this league, he is one of the better ones in the country. That is a four-year guy who has been doing it at a high level."

**Indiana Head Coach Tom Crean**

"Matt Gatens is a bona fide pro. He can play on the professional level with his ability, spacing and good dribble penetration. For him to have his second 30+ performance against Indiana and Wisconsin... he's proved he's one of the top players in that league."

**ESPN College Basketball Analyst Jay Williams**

"I'm very impressed, but not surprised, with the recruiting class coach McCaffery signed. This is a national statement class. Coach McCaffery and his staff have sold the vision and the plan for Iowa basketball in a big time way. It should get the fans of Iowa very excited not only right now but in the future. To be successful in this business you have to be able to recruit, and Fran's a proven recruiter. This is a class, that as it grows and develops together, will be the foundation for Iowa basketball. It will propel the Hawkeyes to the next step, which is the upper half of the Big Ten and NCAA Tournament."

**Paul Biancardi, ESPN National Recruiting Director**

"I'm a big fan of Fran McCaffery. He does things the right way."

**Eric Collins, BTN broadcaster**

"If Iowa's rationale was hiring a quality person who recruits quality people, who doesn't cheat, does it the right way and is into developing young men while recognizing that he wants to have a winning team on the floor... then Fran is the perfect guy for the job."

**LaPhonso Ellis, ESPN College Basketball Analyst**

"When a parent passes their kid over to Fran they can rest assured a few things. One, he's going to make sure, to the best of his ability, that he gets a quality degree. Secondly, he is going to do his very best to develop that individual player within the team context. And finally, because of the vast resources of people that he knows outside of the game that he will do his very best, for those who aren't fortunate to play at the next level, to use his influence to make sure they get jobs and have an opportunity to have upward mobility. That's what makes him special."

**LaPhonso Ellis, ESPN College Basketball Analyst**

"Next year, Iowa will be the most improved team in the entire Big Ten and will play in the NCAA Tournament."

**Tim McCormick, ESPN College Basketball Analyst**

"I love the direction Fran McCaffery is taking this program."

**Tim McCormick, ESPN College Basketball Analyst**

"This crowd is great; tremendous energy with these fans."

**Gus Johnson, BTN College Basketball Announcer**

"Fran McCaffery has done an outstanding job rebuilding this program and making (Iowa) relevant. Great crowd at Carver-Hawkeye (against Wisconsin)."

**Andy Katz, ESPN.com Senior College Basketball Writer**



**IOWA  
HAWKEYES**



**ILLINOIS  
FIGHTING ILLINI**

2011-12	BIG TEN	AP	ESPN	RPI
15-13	7-8	NR	NR	139

2011-12	BIG TEN	AP	ESPN	RPI
16-12	5-10	NR	NR	73

**IOWA at ILLINOIS // GAME 29**  
Feb. 26, 2012 (Assembly Hall; Champaign, Illinois)



**0**

**Gabriel Olaseni • C**

	MIN	PTS	REB	BLK	STL	FG%	FT%
SEASON	5.2	1.5	1.3	0.5	0.3	.438	.615
BIG TEN	4.3	0.5	0.8	0.6	0.5	.200	.400
CAREER	5.2	1.5	1.3	0.5	0.3	.438	.615

**6-10 • 225 • Fr. • London, England**

- Seen action in 15 games, including five of the last seven
- Credited with career-high 2 stls at Penn State (Feb. 16)
- Played 9 mins, netting 2 pts & blocking 2 shots at Indiana
- Grabbed a personal-best 5 rebounds vs. Northern Illinois
- Tied season high with 8 pts vs. UCA and blocked 3 shots



**1**

**Melsahn Basabe • F**

	MIN	PTS	REB	BLK	STL	FG%	FT%
SEASON	21.0	8.2	5.0	1.0	0.6	.515	.637
BIG TEN	20.0	7.1	4.2	1.2	0.5	.539	.532
CAREER	22.8	9.7	5.9	1.2	0.5	.548	.680

**6-7 • 225 • So. • Glen Cove, N.Y.**

- Averaged 9.5 pts, 5 rbs & 2.3 blks in Iowa's last 4 contests
- Scored in double digits 28 career times, 12x this season
- Rejected eight shots the last two games combined
- Iowa's shot block leader with 29 rejections
- 9 career double-doubles, three this season



**2**

**Josh Oglesby • G**

	MIN	PTS	REB	AST	STL	FG%	FT%
SEASON	18.2	6.1	1.5	1.2	0.2	.377	.719
BIG TEN	17.9	4.7	1.2	0.9	0.1	.307	.800
CAREER	18.2	6.1	1.5	1.2	0.2	.377	.719

**6-5 • 185 • Fr. • Cedar Rapids, Iowa**

- Double digits in 2 league games, both vs. Indiana (24 & 11)
- 58.2% of his pts come from 3-pt territory (99-of-170 pts)
- Led Iowa in scoring vs. NIU, Creighton, Clemson, Indiana
- Had a career-best 24 pts, bolstered by 6 treys, at Indiana
- Made two triples (2-5) in win over Indiana last Sunday




**4**

**Roy Devyn Marble • G/F**

	MIN	PTS	REB	AST	STL	FG%	FT%
SEASON	29.0	11.1	4.0	3.7	1.6	.421	.718
BIG TEN	33.3	11.3	4.7	3.7	1.5	.404	.667
CAREER	23.8	8.3	3.2	2.4	1.1	.404	.653

**6-6 • 194 • So. • Southfield, Mich.**

- Started last 3 games at point guard, averaging 7 asts
- Ranks fourth in Big Ten assist/turnover ratio (2.3)
- Double digits in 19 of last 24 games, including 10 of last 11
- Had 11 pts and a career-high 8 asts in win over Wisconsin
- Averaged 9.8 pts, 5.6 rbs & 5.2 asts the last 5 contests




**5**

**Matt Gatens • G**

	MIN	PTS	REB	AST	STL	FG%	FT%
SEASON	33.9	15.5	3.8	1.9	1.5	.483	.860
BIG TEN	35.4	16.7	4.1	1.5	1.5	.494	.824
CAREER	34.5	12.7	3.6	2.3	1.1	.416	.865

**6-5 • 212 • Sr. • Iowa City, Iowa**

- Made 22 triples the last four games (5.5 avg.)
- Vaulted into fifth place in Big Ten scoring (16.7) this year
- Made school-record 12 straight 3-pters last two games
- Scored 20+ pts the last 3 games, including 30+ the last 2
- Posted double figures 84 career times, and 20+ 16 times




**15**

**Zach McCabe • F**

	MIN	PTS	REB	AST	STL	FG%	FT%
SEASON	21.0	7.6	4.3	1.0	0.9	.497	.755
BIG TEN	22.7	7.9	4.0	1.1	0.7	.500	.788
CAREER	20.3	6.6	3.9	0.9	0.8	.420	.778

**6-7 • 232 • So. • Sioux City, Iowa**

- Had 6 pts and 4 rbs in win over Wisconsin Thursday night
- Fouled out of two of the last three contests
- Double digits in 4 of the last 10 games, including 20 twice
- Had career highs in rbs (10), asts (4) & stls (4) vs. Minnesota
- Averages 7.6 points and 4.4 rebounds as a starter




**20**

**Andrew Brommer • C**

	MIN	PTS	REB	AST	STL	FG%	FT%
SEASON	8.4	1.7	1.7	0.2	0.4	.700	.440
BIG TEN	4.6	0.6	0.5	0.1	0.2	.667	.667
CAREER	9.9	2.0	1.7	0.4	0.3	.548	.462

**6-9 • 247 • Sr. • Rosemount, Minn.**

- Had 2 pts, 4 rbs & 1 blk in win over Indiana (Feb. 19)
- Played in 13 of the 15 Big Ten games
- Posted season bests in pts (9) and rbs (4) vs. Brown
- Missed only 6 FGs this season (14-of-20, .700)
- Made both FG attempts and had 4 rbs at Northern Iowa




**24**

**Bryce Cartwright • G**

	MIN	PTS	REB	AST	STL	FG%	FT%
SEASON	22.1	6.1	1.9	4.2	0.8	.344	.772
BIG TEN	22.7	6.5	2.1	4.3	0.7	.408	.700
CAREER	25.4	7.3	2.2	4.4	0.8	.377	.730

**6-1 • 188 • Sr. • Compton, Calif.**

- Returned from an injured ankle, played 14 mins vs. Wisc.
- Led or shared the team in asts in 8 of last 9 games played
- Ranks fifth in Big Ten assists (4.2)
- Did not play at Penn State and vs. Indiana (ankle)
- 5 asts or more 12x, including 6 of last 9 games played




**25**

**Eric May • F**

	MIN	PTS	REB	AST	STL	FG%	FT%
SEASON	17.3	5.4	2.8	1.2	0.8	.406	.625
BIG TEN	14.3	3.2	2.8	0.6	0.5	.347	.625
CAREER	24.9	7.5	3.5	1.3	1.0	.410	.634

**6-5 • 217 • Jr. • Dubuque, Iowa**

- Battling an injured back the last month, did not play vs. IU
- Played limited minutes at Penn State and vs. Wisconsin
- Scored in double figures five times this season
- Led Iowa in scoring (9) and rebounding (6) vs. Ohio State
- Tied career best with 20 pts vs. North Carolina A&T




**30**

**Aaron White • F**

	MIN	PTS	REB	BLK	STL	FG%	FT%
SEASON	22.5	10.4	5.6	0.7	0.8	.498	.708
BIG TEN	26.9	11.5	6.4	1.1	0.7	.532	.681
CAREER	22.5	10.4	5.6	0.7	0.8	.498	.708

**6-8 • 225 • Fr. • Strongsville, Ohio**

- ESPN.com ranks White as the 15th-best freshman in 2012
- Posted double digits 12 of the last 18 outings
- Posted back-to-back double-doubles (N'western & Penn St.)
- 3x Big Ten Freshman of the Week (Dec. 26/Nov. 14/Feb. 6)
- Led Iowa in rebounding last five games



**35**

**Devon Archie • C**

	MIN	PTS	REB	BLK	STL	FG%	FT%
SEASON	7.5	1.3	1.9	0.3	0.3	.611	.400
BIG TEN	5.6	0.6	1.3	0.3	0.2	.500	.000
CAREER	7.8	1.5	2.4	0.3	0.3	.540	.286

**6-9 • 222 • Sr. • Indianapolis, Ind.**

- Received a medical redshirt in 2009-10
- Seen action in three of the last four home games
- Started Iowa's first 5 games at center this year
- Seen action in 9 of Iowa's 13 Big Ten contests
- Dunk vs. Neb. was No. 6 of ESPN's Top 10 Plays of the Day



# IOWA HAWKEYE BASKETBALL

## Updated Iowa Player Bio

### Devon Archie



# 35

**Sr., 6-9, 222, Forward**  
**Indianapolis, Ind.**  
**Vincennes CC**

- Sidelined due to injury in 2009-10; received a medical redshirt
- Didn't start playing basketball until high school. He played on the junior varsity squad his junior season and varsity year his senior year.
- Seen action in 10 of the 14 Big Ten games this season
- Dunk in home game vs. Nebraska was No. 6 on ESPN's "Top 10 Plays of the Day" on Jan. 27
- Career 54 percent shooter from the field
- Started five career games, all this year
- Started his first career game in Iowa's 2011-12 season opener vs. Chicago State recording four points and two rebounds
- Grabbed six rebounds in win over NC A&T
- Pulled down a team-high seven rebounds and matched a career high with two steals in win over Northern Illinois

### 2011-12 Game-by-Game

Opponent	Date	gs	min	Total		3-Pointers		Free throws		Rebounds				pf	a	t/o	blk	stl	pts	avg	
				fg-fga	pct	3fg-fga	pct	ft-fa	pct	off	def	tot	avg								
CHICAGO STATE	11/11/11	*	17	2-2	1.000	0-0	.000	0-0	.000	1	1	2	2.0	2	1	2	0	1	4	4.0	
NORTH CAROLINA A&T	11/14/11	*	13	0-2	.000	0-0	.000	0-0	.000	1	5	6	4.0	3	1	2	1	0	0	2.0	
NORTHERN ILLINOIS	11/17/11	*	16	2-2	1.000	0-0	.000	0-2	.000	1	6	7	5.0	1	0	1	0	2	4	2.7	
vs Creighton	11/20/11	*	14	1-2	.500	0-0	.000	2-2	1.000	1	2	3	4.5	0	0	0	0	0	4	3.0	
CAMPBELL	11/23/11	*	9	1-2	.500	0-0	.000	0-0	.000	1	1	2	4.0	2	0	3	1	1	2	2.8	
CLEMSON	11/29/11		2	0-0	.000	0-0	.000	0-0	.000	0	0	0	3.3	0	0	0	0	0	0	2.3	
at Northern Iowa	12/06/11		4	1-1	1.000	0-0	.000	0-0	.000	0	1	1	3.0	2	0	1	0	0	2	2.3	
CENTRAL ARKANSAS	12/19/11		4	1-1	1.000	0-0	.000	0-0	.000	0	0	0	2.6	0	0	1	1	0	2	2.3	
at Minnesota	01/04/12		9	0-0	.000	0-0	.000	0-0	.000	0	0	0	2.3	1	0	0	0	2	0	2.0	
OHIO STATE	01/07/12		11	1-2	.500	0-0	.000	0-0	.000	1	2	3	2.4	2	0	1	2	0	2	2.0	
at Michigan State	01/10/12		4	0-2	.000	0-0	.000	0-0	.000	2	0	2	2.4	0	0	0	0	0	0	1.8	
MICHIGAN	01/14/12		2	0-0	.000	0-0	.000	0-0	.000	1	0	1	2.3	0	0	0	0	0	0	1.7	
at Purdue	01/17/12		7	0-0	.000	0-0	.000	0-0	.000	0	2	2	2.2	1	0	0	0	0	0	1.5	
NEBRASKA	01/26/12		8	1-1	1.000	0-0	.000	0-1	.000	0	1	1	2.1	0	0	0	1	0	2	1.6	
at Indiana	01/29/12		9	1-1	1.000	0-0	.000	0-0	.000	0	2	2	2.1	3	0	0	0	0	2	1.6	
MINNESOTA	02/01/12		1	0-0	.000	0-0	.000	0-0	.000	0	0	0	2.0	0	0	0	0	0	0	1.5	
PENN STATE	02/04/12		3	0-0	.000	0-0	.000	0-0	.000	0	0	0	1.9	0	0	1	0	0	0	1.4	
INDIANA	02/19/12		2	0-0	.000	0-0	.000	0-0	.000	1	1	2	1.9	0	1	0	0	0	0	1.3	
Totals			5	135	11-18	.611	0-0	.000	2-5	.400	10	24	34	1.9	17	3	12	6	6	24	1.3

Games played: 18  
 Minutes/game: 7.5  
 Points/game: 1.3  
 FG Pct: 61.1  
 FT Pct: 40.0

Rebounds/game: 1.9  
 Assists/game: 0.2  
 Turnovers/game: 0.7  
 Assist/turnover ratio: 0.3  
 Steals/game: 0.3  
 Blocks/game: 0.3

- Tied a career high with two steals in win at Minnesota
- Had a season-high two blocks vs. #6 Ohio State

#### Personal Bests

**Points:** 10 vs. Xavier, 11/19/10  
**Rebounds:** 11 vs. Xavier, 11/19/10  
**FGM:** 3, 2x, last vs. SIUE, 11/26/10  
**FGA:** 5 vs. SIUE, 11/26/10  
**3-pt FG:** ---  
**3-pt FGA:** ---  
**FTM** 4 vs. Xavier, 11/19/10  
**FTA:** 7 vs. Xavier, 11/19/10  
**Assists:** 2, 2x, last vs. N'western, 1/12/11  
**Steals:** 2, 3x, last at Minnesota, 1/4/12  
**Blocks:** 3 at Purdue, 1/9/11  
**Minutes:** 21, vs. SIUE, 11/26/10

#### CAREER STATISTICS

YEAR	G/GS	FG-A	PCT	3-PT	PCT	FT-A	PCT	RB	AVG	PF-FO	AS	TO	BK	ST	PTS	AVG
Junior	23/0	16-32	.500	0-0	.000	6-23	.261	66	2.9	15-0	8	10	7	6	38	1.7
Senior	18/5	11-18	.611	0-0	.000	2-5	.400	34	1.9	17-0	3	12	6	6	24	1.3
<b>TOTALS</b>	<b>41/5</b>	<b>27-50</b>	<b>.540</b>	<b>0-0</b>	<b>.000</b>	<b>8-28</b>	<b>.286</b>	<b>100</b>	<b>2.4</b>	<b>32-0</b>	<b>11</b>	<b>21</b>	<b>13</b>	<b>12</b>	<b>62</b>	<b>1.5</b>





# IOWA HAWKEYE BASKETBALL

## Updated Iowa Player Bio

### Melsahn Basabe



1

**So., 6-7, 225, Forward**  
**Glen Cove, N.Y.**  
**St. Mark's**

- 2011 Big Ten Conference all-Freshman team
- 2011 Honorable mention All-Big Ten by league coaches and media
- Has nine career double-doubles, including three this season (NC A&T, Brown, Boise State)
- Combined eight blocks the last two contests (4.0 avg.)
- Scored 13 points in two of the last four contests
- Career 54.8 percent shooter from the field
- Ranks second in team rebounding (5.0) and 15th in the Big Ten
- Tallied 14 points and grabbed five rebounds in win over Chicago State
- Posted his first double-double of the season totaling 15 points and 10 rebounds in win over NC A&T
- Notched a double-double with team highs in points (14) and rebounding (10) in victory over Brown
- Scored a season-best 18 points at Iowa State and grabbed a game-high nine rebounds
- Registered 10 points and five rebounds in win over Drake
- Tallied 14 points and nine rebounds, and equaled a career-best with two steals in the win over Central Arkansas in just 13 minutes of action
- Recorded third double-double of the season in win over Boise State, tallying a game-high 11 boards to go along with 14 points and a season-high four blocks
- Scored 14 points on 6-8 shooting from the field and 2-3 from the free throw line, and grabbed a team-best eight rebounds in home game vs. Purdue
- Netted 14 points, corralled nine rebounds and equaled a personal best with two steals in win at #11 Wisconsin

### 2011-12 Game-by-Game

Opponent	Date	gs	min	Total		3-Pointers		Free throws		Rebounds				pf	a	t/o	blk	stl	pts	avg	
				fg-fga	pct	3fg-fga	pct	ft-fa	pct	off	def	tot	avg								
CHICAGO STATE	11/11/11	*	20	3-7	.429	0-0	.000	8-8	1.000	2	3	5	5.0	1	0	0	0	1	14	14.0	
NORTH CAROLINA A&T	11/14/11	*	31	4-8	.500	0-0	.000	7-8	.875	3	7	10	7.5	2	1	4	1	0	15	14.5	
NORTHERN ILLINOIS	11/17/11	*	20	2-3	.667	0-0	.000	4-4	1.000	1	1	2	5.7	1	0	0	1	0	8	12.3	
vs Creighton	11/20/11	*	17	1-3	.333	0-0	.000	0-2	.000	0	3	3	5.0	4	1	2	0	2	2	9.8	
CAMPBELL	11/23/11	*	19	1-5	.200	0-0	.000	0-0	.000	3	0	3	4.6	2	0	1	0	0	2	8.2	
IPFW	11/26/11	*	11	1-2	.500	0-0	.000	0-0	.000	1	3	4	4.5	3	1	2	0	1	2	7.2	
CLEMSON	11/29/11	*	20	1-6	.167	0-0	.000	0-0	.000	1	0	1	4.0	0	0	1	1	0	2	6.4	
BROWN	12/03/11	*	24	5-12	.417	0-0	.000	4-7	.571	2	8	10	4.8	2	0	1	1	0	14	7.4	
at Northern Iowa	12/06/11	*	26	4-8	.500	0-0	.000	0-0	.000	0	6	6	4.9	3	1	2	0	1	8	7.4	
at Iowa State	12/09/11	*	32	7-12	.583	0-0	.000	4-6	.667	4	5	9	5.3	1	0	2	0	0	18	8.5	
DRAKE	12/17/11	*	25	4-7	.571	0-0	.000	2-3	.667	2	3	5	5.3	3	0	3	2	1	10	8.6	
CENTRAL ARKANSAS	12/19/11	*	13	6-9	.667	0-0	.000	2-3	.667	1	8	9	5.6	2	0	0	1	2	14	9.1	
BOISE STATE	12/22/11	*	31	6-9	.667	0-0	.000	2-3	.667	4	7	11	6.0	0	0	0	4	0	14	9.5	
PURDUE	12/28/11	*	33	6-8	.750	0-0	.000	2-3	.667	0	8	8	6.1	1	0	3	2	0	14	9.8	
at Wisconsin	12/31/11	*	33	6-11	.545	0-0	.000	2-5	.400	5	4	9	6.3	4	0	3	1	2	14	10.1	
at Minnesota	01/04/12	*	11	0-3	.000	0-0	.000	0-0	.000	0	1	1	6.0	2	0	2	0	0	0	9.4	
OHIO STATE	01/07/12	*	14	1-3	.333	0-0	.000	0-0	.000	1	3	4	5.9	0	2	0	1	2	9.0		
at Michigan State	01/10/12	*	26	5-10	.500	0-0	.000	0-1	.000	2	1	3	5.7	0	2	2	1	0	10	9.1	
MICHIGAN	01/14/12	*	26	3-5	.600	0-0	.000	1-3	.333	0	3	3	5.6	1	2	2	0	1	7	8.9	
at Purdue	01/17/12	*	7	0-0	.000	0-0	.000	1-2	.500	0	2	2	5.4	4	0	1	1	0	1	8.6	
NEBRASKA	01/26/12	*	13	0-0	.000	0-0	.000	1-2	.500	1	0	1	5.2	3	0	1	1	0	1	8.2	
at Indiana	01/29/12	*	13	2-3	.667	0-0	.000	2-4	.500	2	1	3	5.1	4	0	1	2	0	6	8.1	
MINNESOTA	02/01/12	*	25	3-7	.429	0-0	.000	2-4	.500	3	4	7	5.2	1	0	1	0	2	8	8.1	
PENN STATE	02/04/12	*	12	2-6	.333	0-0	.000	2-3	.667	1	1	2	5.0	0	0	0	1	0	6	8.0	
INDIANA	02/19/12	*	18	5-7	.714	0-0	.000	3-5	.600	2	3	5	5.0	3	0	0	1	0	13	8.2	
at Northwestern	02/09/12	*	18	5-7	.714	0-0	.000	3-5	.600	2	3	5	5.0	3	0	0	1	0	13	8.2	
at Penn State	2/16/12	*	20	2-3	.667	0-0	.000	3-7	.429	1	2	3	5.0	3	0	0	0	0	7	8.2	
INDIANA	02/19/12	*	28	4-5	.800	0-0	.000	5-6	.833	3	4	7	5.0	2	1	3	5	1	13	8.3	
WISCONSIN	02/23/12	*	21	2-5	.400	0-0	.000	1-2	.500	1	4	5	5.0	2	1	2	3	1	5	8.2	
Totals			21	589	86-167	.515	0-0	.000	58-91	.637	46	95	141	5.0	54	10	41	29	16	230	8.2

Games played: 28  
 Minutes/game: 21.0  
 Points/game: 8.2  
 FG Pct: 51.5  
 FT Pct: 63.7

Rebounds/game: 5.0  
 Assists/game: 0.4  
 Turnovers/game: 1.5  
 Assist/turnover ratio: 0.2  
 Steals/game: 0.6  
 Blocks/game: 1.0

- Notched eight points and seven rebounds in home win over Minnesota
- Tallied 13 points and five rebounds off the bench at Northwestern
- Scored 13 points, grabbed seven rebounds and rejected a season-high five shots in home win over #18 Indiana

#### Personal Bests

**Points:** 25 at Michigan, 1/30/11  
**Rebounds:** 14 vs. Iowa State, 12/10/10  
**FGM:** 9 at Michigan, 1/30/11  
**FGA:** 14 vs. Iowa State, 12/10/10  
**FTM:** 8, 2x, last at Indiana, 2/5/11  
**FTA:** 11 vs. Ohio State, 1/4/11  
**Assists:** 2, 3x, last vs. Michigan, 1/14/12  
**Steals:** 2, 4x, last at Wisconsin, 12/31/11  
**Blocks:** 7 vs. Iowa State, 12/10/10  
**Minutes:** 37 vs. Wisconsin, 2/9/11

#### CAREER STATISTICS

YEAR	G/GS	FG-A	PCT	3-PT	PCT	FT-A	PCT	RB	AVG	PF-FO	AS	TO	BK	ST	PTS	AVG
Fresh.	31/31	131-229	.572	0-0	.000	80-112	.714	210	6.8	83-2	9	65	41	12	342	11.0
Soph.	28/21	86-167	.515	0-0	.000	58-91	.637	141	5.0	54-0	10	41	29	16	230	8.2
<b>TOTALS</b>	<b>59/52</b>	<b>217-396</b>	<b>.548</b>	<b>0-0</b>	<b>.000</b>	<b>138-203</b>	<b>.680</b>	<b>351</b>	<b>5.9</b>	<b>137-2</b>	<b>19</b>	<b>106</b>	<b>70</b>	<b>28</b>	<b>572</b>	<b>9.7</b>



# IOWA HAWKEYE BASKETBALL

## Updated Iowa Player Bio

### Andrew Brommer



# 20

**Sr., 6-9, 247, Forward**  
**Rosemount, Minn.**  
**Rosemount HS**

- Missed three games due to an injured knee (Chicago State, Northern Illinois and Creighton)
- Shooting 70 percent from the field this season (14-of-20)
- Grabbed five rebounds in win over NC A&T before reinjuring his knee
- Recorded four points and three rebounds in nine minutes of action against Campbell
- Collected a personal-best three steals in win over IPFW
- Tallied two points, three rebounds and made both free throw attempts vs. Clemson
- Netted a season-high nine points and collected four rebounds and a game-high two blocks in victory over Brown
- Registered a season-high 22 minutes at UNI
- Notched two steals against #6 Ohio State
- Scored two points, snagged four rebounds and blocked a shot in home win over #18 Indiana

### 2011-12 Game-by-Game

Opponent	Date	gs	min	Total		3-Pointers		Free throws		Rebounds				pf	a	t/o	blk	stl	pts	avg
				fg-fga	pct	3fg-fga	pct	ft-fa	pct	off	def	tot	avg							
NORTH CAROLINA A&T	11/14/11	6	1-1	1.000	0-0	.000	0-2	.000	1	4	5	5.0	3	0	1	0	1	2	2.0	
CAMPBELL	11/23/11	9	2-2	1.000	0-0	.000	0-0	.000	1	2	3	4.0	2	0	0	0	0	4	3.0	
IPFW	11/26/11	21	2-2	1.000	0-0	.000	1-5	.200	1	3	4	4.0	4	1	0	0	3	5	3.7	
CLEMSON	11/29/11	15	0-2	.000	0-0	.000	2-2	1.000	2	1	3	3.8	0	0	1	0	0	2	3.3	
BROWN	12/03/11	12	3-3	1.000	0-0	.000	3-6	.500	3	1	4	3.8	3	0	2	2	1	9	4.4	
at Northern Iowa	12/06/11	22	2-2	1.000	0-0	.000	0-0	.000	1	3	4	3.8	2	1	1	0	0	4	4.3	
at Iowa State	12/09/11	12	0-1	.000	0-0	.000	0-0	.000	0	1	1	3.4	3	0	1	0	1	0	3.7	
DRAKE	12/17/11	13	2-2	1.000	0-0	.000	0-0	.000	1	1	2	3.3	2	0	2	0	1	4	3.8	
CENTRAL ARKANSAS	12/19/11	15	0-2	.000	0-0	.000	1-4	.250	1	4	5	3.4	1	1	0	0	0	1	3.4	
BOISE STATE	12/22/11	9	0-0	.000	0-0	.000	0-0	.000	0	0	0	3.1	2	0	0	0	0	0	3.1	
PURDUE	12/28/11	6	0-0	.000	0-0	.000	2-4	.500	0	0	0	2.8	0	0	1	0	0	2	3.0	
at Wisconsin	12/31/11	1	0-0	.000	0-0	.000	0-0	.000	0	0	0	2.6	2	0	1	0	0	0	2.8	
at Minnesota	01/04/12	4	1-1	1.000	0-0	.000	0-0	.000	1	0	1	2.5	0	0	0	0	0	2	2.7	
OHIO STATE	01/07/12	10	0-0	.000	0-0	.000	0-0	.000	0	0	0	2.3	1	0	0	0	2	0	2.5	
at Michigan State	01/10/12	7	0-0	.000	0-0	.000	0-0	.000	1	0	1	2.2	2	1	0	0	0	0	2.3	
MICHIGAN	01/14/12	3	0-1	.000	0-0	.000	0-0	.000	0	0	0	2.1	2	0	0	0	0	0	2.2	
at Purdue	01/17/12	1	0-0	.000	0-0	.000	0-0	.000	0	0	0	1.9	1	0	1	0	0	0	2.1	
NEBRASKA	01/26/12	5	0-0	.000	0-0	.000	0-0	.000	0	1	1	1.9	1	0	0	0	0	0	1.9	
at Indiana	01/29/12	2	0-0	.000	0-0	.000	0-0	.000	0	0	0	1.8	0	0	0	0	0	0	1.8	
at Northwestern	02/09/12	1	0-0	.000	0-0	.000	2-2	1.000	0	0	0	1.7	3	0	0	0	0	0	2.1.9	
at Penn State	2/16/12	7	0-0	.000	0-0	.000	0-0	.000	0	0	0	1.6	1	0	0	0	0	0	1.8	
INDIANA	02/19/12	10	1-1	1.000	0-0	.000	0-0	.000	2	2	4	1.7	1	0	0	1	0	2	1.8	
WISCONSIN	02/23/12	3	0-0	.000	0-0	.000	0-0	.000	0	0	0	1.7	1	0	1	0	0	0	1.7	
Totals		0	194	14-20	.700	0-0	.000	11-25	.440	15	23	38	1.7	37	4	12	3	9	39	1.7

Games played: 23  
 Minutes/game: 8.4  
 Points/game: 1.7  
 FG Pct: 70.0  
 FT Pct: 44.0

Rebounds/game: 1.7  
 Assists/game: 0.2  
 Turnovers/game: 0.5  
 Assist/turnover ratio: 0.3  
 Steals/game: 0.4  
 Blocks/game: 0.1

#### Personal Bests

- Points:** 12, 2x, last at Ohio State, 1/19/11
- Rebounds:** 6 at Ohio State, 1/19/11
- FGM:** 6 vs. Iowa State, 12/10/10
- FGA:** 8 at Ohio State, 1/19/11
- FTM:** 4 vs. Tennessee State, 1/12/10
- FTA:** 8 vs. West Virginia, 11/28/08
- Assists:** 3, 2x, last vs. Ohio State, 1/4/11
- Steals:** 3, vs. IPFW, 11/26/11
- Blocks:** 4 vs. Minnesota, 2/13/11
- Minutes:** 30 at Ohio State, 1/19/11

#### CAREER STATISTICS

YEAR	G/GS	FG-A	PCT	3-PT	PCT	FT-A	PCT	RB	AVG	PF-FO	AS	TO	BK	ST	PTS	AVG
Fresh.	20/0	9-17	.529	0-0	.000	5-22	.227	23	1.2	29-1	2	7	9	2	23	1.2
Soph.	22/0	10-26	.385	0-1	.000	18-24	.750	28	1.2	38-3	9	11	7	7	38	1.7
Junior	31/0	41-72	.569	0-0	.000	14-33	.424	74	2.4	66-1	22	30	15	6	96	3.1
Senior	23/0	14-20	.700	0-0	.000	11-25	.440	38	1.7	37-0	4	12	3	9	39	1.7
<b>TOTALS</b>	<b>96/0</b>	<b>74-135</b>	<b>.548</b>	<b>0-1</b>	<b>.000</b>	<b>48-104</b>	<b>.462</b>	<b>163</b>	<b>1.7</b>	<b>170-5</b>	<b>37</b>	<b>60</b>	<b>34</b>	<b>24</b>	<b>196</b>	<b>2.0</b>



# IOWA HAWKEYE BASKETBALL

## Updated Iowa Player Bio

### Bryce Cartwright



# 24

**Sr., 6-1, 188, Guard**  
**Compton, Calif.**  
**Dominguez HS**  
**Fresno State/Paris JC**

- Team co-captain this season
- 2011 Honorable mention all-Big Ten by league media
- Attended the same high school as Tyson Chandler, Cedric Ceballos, Dennis Johnson and Tayshaun Prince
- Four assists from notching career assist #400
- Named Big Ten Player of the Week by the websites *College Sports Madness* and *NetScouts Basketball* on Jan. 2
- Missed three games this year due to injury (Northern Iowa - hamstring; Penn State and Indiana - ankle)
- Led the team or shared the team lead in assists eight of the last nine contests played
- Credited with 25 assists the last five games played (5.0 avg.)
- Dished out five assists or more 12 times this season, including six of the last nine contests played
- Ranks fifth in Big Ten assists (4.2) and eighth in assist-to-turnover ratio (1.8)
- Collected a game-high six assists to go along with 12 points in win over NC A&T
- Dished out nine assists in only 19 minutes of action in win over Northern Illinois
- Was a perfect 2-of-2 from 3-point territory finishing with nine points vs. Creighton
- Shared team high in assists with five in win over IPFW
- Notched 12 points, all in the second half, and had three assists in win over Drake, making a career-best eight free throws (8-of-8)

### 2011-12 Game-by-Game

Opponent	Date	gs	min	Total		3-Pointers		Free throws		Rebounds				pf	a	t/o	blk	stl	pts	avg	
				fg-fga	pct	3fg-fga	pct	ft-fa	pct	off	def	tot	avg								
CHICAGO STATE	11/11/11	*	15	1-5	.200	0-1	.000	0-0	.000	0	2	2	2.0	0	4	3	0	1	2	2.0	
NORTH CAROLINA A&T	11/14/11	*	27	4-11	.364	0-4	.000	4-4	1.000	1	1	2	2.0	4	6	1	0	2	12	7.0	
NORTHERN ILLINOIS	11/17/11	*	19	1-5	.200	0-1	.000	2-2	1.000	0	1	1	1.7	0	9	0	0	0	4	6.0	
vs Creighton	11/20/11	*	20	3-4	.750	2-2	1.000	1-2	.500	0	1	1	1.5	1	1	0	0	0	9	6.8	
CAMPBELL	11/23/11	*	26	2-8	.250	0-0	.000	0-0	.000	0	1	1	1.4	2	2	3	0	2	4	6.2	
IPFW	11/26/11	*	34	4-8	.500	0-0	.000	4-5	.800	0	3	3	1.7	0	5	4	0	1	12	7.2	
CLEMSON	11/29/11	*	28	2-11	.182	0-1	.000	3-4	.750	0	2	2	1.7	0	2	2	0	1	7	7.1	
BROWN	12/03/11	*	28	2-7	.286	0-0	.000	0-0	.000	0	3	3	1.9	2	5	1	0	2	4	6.8	
at Iowa State	12/09/11		6	0-1	.000	0-0	.000	0-0	.000	0	0	0	1.7	0	2	2	0	0	0	6.0	
DRAKE	12/17/11		28	2-9	.222	0-1	.000	8-8	1.000	0	1	1	1.6	1	3	3	0	1	12	6.6	
CENTRAL ARKANSAS	12/19/11		17	1-6	.167	0-0	.000	0-0	.000	2	1	3	1.7	0	8	3	0	2	2	6.2	
BOISE STATE	12/22/11		10	0-3	.000	0-1	.000	1-2	.500	0	2	2	1.8	1	2	1	0	0	1	5.8	
PURDUE	12/28/11		21	4-10	.400	0-3	.000	0-1	.000	0	1	1	1.7	0	4	1	0	0	8	5.9	
at Wisconsin	12/31/11		31	7-12	.583	0-0	.000	3-3	1.000	1	1	2	1.7	1	5	1	0	0	17	6.7	
at Minnesota	01/04/12		18	1-2	.500	0-0	.000	4-4	1.000	0	0	0	1.6	2	2	4	0	0	6	6.7	
OHIO STATE	01/07/12		20	2-6	.333	1-1	1.000	0-0	.000	0	2	2	1.6	1	2	3	0	1	5	6.6	
at Michigan State	01/10/12		17	1-5	.200	0-0	.000	0-0	.000	0	0	0	1.5	1	5	5	0	1	2	6.3	
MICHIGAN	01/14/12		16	2-6	.333	0-1	.000	0-0	.000	0	1	1	1.5	3	5	1	0	2	4	6.2	
at Purdue	01/17/12		19	3-6	.500	0-1	.000	1-2	.500	0	3	3	1.6	2	3	2	0	0	7	6.2	
NEBRASKA	01/26/12		20	1-4	.250	0-1	.000	0-0	.000	0	0	0	1.5	1	5	3	0	1	2	6.0	
at Indiana	01/29/12	*	25	2-2	1.000	0-0	.000	4-6	.667	0	2	2	1.5	3	8	6	0	1	8	6.1	
MINNESOTA	02/01/12	*	29	2-9	.222	0-1	.000	2-4	.500	0	4	4	1.6	1	4	2	0	1	6	6.1	
PENN STATE	02/04/12	*	34	5-9	.556	0-0	.000	7-8	.875	0	7	7	1.9	2	5	1	0	0	17	6.6	
at Northwestern	02/09/12	*	31	1-4	.250	0-0	.000	0-2	.000	0	3	3	1.9	3	5	5	0	1	2	6.4	
WISCONSIN	02/23/12		14	0-1	.000	0-0	.000	0-0	.000	0	2	2	1.9	0	3	2	0	1	0	6.1	
<b>Totals</b>			<b>12</b>	<b>553</b>	<b>53-154</b>	<b>.344</b>	<b>3-19</b>	<b>.158</b>	<b>44-57</b>	<b>.772</b>	<b>4</b>	<b>44</b>	<b>48</b>	<b>1.9</b>	<b>31</b>	<b>105</b>	<b>59</b>	<b>0</b>	<b>21</b>	<b>153</b>	<b>6.1</b>

Games played: 25  
 Minutes/game: 22.1  
 Points/game: 6.1  
 FG Pct: 34.4  
 3FG Pct: 15.8  
 FT Pct: 77.2

Rebounds/game: 1.9  
 Assists/game: 4.2  
 Turnovers/game: 2.4  
 Assist/turnover ratio: 1.8  
 Steals/game: 0.8

- Tallied a game-high eight assists in the win over Central Arkansas
- Had eight points and four assists in home game vs. Purdue
- Netted a season-high 17 points and dished out a game-high five assists in win at #11 Wisconsin
- Recorded a game-high five assists in win over #13 Michigan
- Notched a team-high eight assists at #16 Indiana, to go along with eight points
- Tallied six points, four rebounds and four assists in home win over Minnesota, including making the two go-ahead free throws in the closing minute
- Recorded a career-high seven rebounds and equaled a season high with 17 points in home win over Penn State, to go along with a team-high five assists

### Personal Bests

- Points:** 25 vs. N'western, 1/12/11
- Rebounds:** 7 vs. Penn State, 2/4/12
- FGM:** 9 vs. N'western, 1/12/11
- FGA:** 19 vs. La. Tech, 12/21/10
- 3-pt FG:** 3, 2x, last vs. Minnesota, 2/13/11
- 3-pt FGA:** 7 vs. Minnesota, 2/13/11
- FTM:** 8 vs. Drake, 12/17/11
- FTA:** 8, 3x, last vs. Penn State, 2/4/12
- Assists:** 10 vs. Michigan State, 2/2/11
- Steals:** 4 vs. Long Beach State, 11/22/10
- Blocks:** 1, 3x, last vs. UL Monroe, 11/16/10
- Minutes:** 44 at New Mexico State, 2/14/09

### CAREER STATISTICS

YEAR	G/GS	FG-A	PCT	3-PT	PCT	FT-A	PCT	RB	AVG	PF-FO	AS	TO	BK	ST	PTS	AVG
Fresh.	34/20	58-155	.374	17-65	.262	34-46	.739	60	1.8	45-1	109	68	2	27	167	4.9
Soph.	At Paris Junior College															
Junior	31/26	134-341	.393	19-69	.275	52-75	.693	90	2.9	42-0	182	102	1	28	339	10.9
Senior	25/12	53-154	.344	3-19	.158	44-57	.772	48	1.9	31-0	105	59	0	21	153	6.1
<b>TOTALS</b>	<b>90/58</b>	<b>245-650</b>	<b>.377</b>	<b>39-153</b>	<b>.255</b>	<b>130-178</b>	<b>.730</b>	<b>198</b>	<b>2.2</b>	<b>118-1</b>	<b>396</b>	<b>229</b>	<b>3</b>	<b>76</b>	<b>659</b>	<b>7.3</b>



# IOWA HAWKEYE BASKETBALL

Updated Iowa Player Bio

## Cody Cox



# 3

**So., 6-4, 196, Forward**  
**Waterloo, Iowa**  
**Waterloo West**

- Non-scholarship athlete
- Competed in six career contests

### Personal Bests

Points: ---  
 Rebounds: 1 vs. Chicago State, 11/11/11  
 FGM: ---  
 FGA: 2 vs. SIUE, 11/26/10  
 3-pt FG: ---  
 3-pt FGA: 1 vs. SIUE, 11/26/10  
 FTM: ---  
 FTA: ---  
 Assists: 1 vs. SIUE, 11/26/10  
 Steals: 1 vs. SIUE, 11/26/10  
 Blocks: ---  
 Minutes: 7 vs. SIUE, 11/26/10

## 2011-12 Game-by-Game

Opponent	Date	gs	min	Total		3-Pointers		Free throws		Rebounds			pf	a	t/o	blk	stl	pts	avg
				fg-fga	pct	3fg-fga	pct	ft-fa	pct	off	def	tot							
CHICAGO STATE	11/11/11	3	0-0	.000	0-0	.000	0-0	.000	0	1	1	1.0	0	0	0	0	0	0	0.0
NORTHERN ILLINOIS	11/17/11	2	0-0	.000	0-0	.000	0-0	.000	0	0	0	0.5	0	0	0	0	0	0	0.0
CENTRAL ARKANSAS	12/19/11	2	0-0	.000	0-0	.000	0-0	.000	0	0	0	0.3	1	0	1	0	0	0	0.0
Totals		0	7	0-0	.000	0-0	.000	0-0	.000	0	1	1	0.3	1	0	1	0	0	0.0

Games played: 3  
Minutes/game: 2.3

Rebounds/game: 0.3  
Turnovers/game: 0.3

### CAREER STATISTICS

YEAR	G/GS	FG-A	PCT	3-PT	PCT	FT-A	PCT	RB	AVG	PF-FO	AS	TO	BK	ST	PTS	AVG
Fresh.	3/0	0-3	.000	0-1	.000	0-0	.000	0	0.0	1-0	1	0	0	1	0	0.0
Soph.	3/0	0-0	.000	0-0	.000	0-0	.000	1	0.3	1-0	0	1	0	0	0	0.0
TOTALS	6/0	0-3	.000	0-1	.000	0-0	.000	1	0.2	2-0	1	1	0	1	0	0.0



# IOWA HAWKEYE BASKETBALL

## Updated Iowa Player Bio

### Kyle Denning



# 13

**Fr., 6-2, 175, Guard**  
**Cedar Falls, Iowa**  
**Northern University HS**

- Non-scholarship athlete
- Saw action in four games
- Sank both free throw attempts in four minutes of action in Iowa's season opening win over Chicago State
- Registered first career field goal and rebound in win over Central Arkansas

#### Personal Bests

**Points:** 2 vs. C. Arkansas, 12/19/11  
**Rebounds:** 1 vs. C. Arkansas, 12/19/11  
**FGM:** 1 vs. C. Arkansas, 12/19/11  
**FGA:** 2 vs. C. Arkansas, 12/19/11  
**3-pt FG:** ---  
**3-pt FGA:** 1 vs. C. Arkansas, 12/19/11  
**FTM:** 2 vs. Chicago State, 11/11/11  
**FTA:** 2 vs. Chicago State, 11/11/11  
**Assists:** ---  
**Steals:** ---  
**Blocks:** ---  
**Minutes:** 4 vs. Chicago State, 11/11/11

### 2011-12 Game-by-Game

Opponent	Date	gs	min	Total		3-Pointers		Free throws		Rebounds				pf	a	t/o	blk	stl	pts	avg
				fg-fga	pct	3fg-fga	pct	ft-fta	pct	off	def	tot	avg							
CHICAGO STATE	11/11/11	4	0-0	.000	0-0	.000	2-2	1.000	0	0	0	0.0	0	0	0	0	0	0	2	2.0
NORTHERN ILLINOIS	11/17/11	2	0-0	.000	0-0	.000	0-0	.000	0	0	0	0.0	0	0	0	0	0	0	0	1.0
BROWN	12/03/11	0	0-0	.000	0-0	.000	0-0	.000	0	0	0	0.0	0	0	0	0	0	0	0	0.7
CENTRAL ARKANSAS	12/19/11	3	1-2	.500	0-1	.000	0-0	.000	0	1	1	0.3	0	0	1	0	0	2	1.0	
Totals		0	9	1-2	.500	0-1	.000	2-2	1.000	0	1	1	0.3	0	0	1	0	4	1.0	

Games played: 4  
 Minutes/game: 2.3  
 Points/game: 1.0  
 FG Pct: 50.0  
 3FG Pct: 0.0  
 FT Pct: 100.0

Rebounds/game: 0.3  
 Turnovers/game: 0.3

#### CAREER STATISTICS

YEAR	G/GS	FG-A	PCT	3-PT	PCT	FT-A	PCT	RB	AVG	PF-FO	AS	TO	BK	ST	PTS	AVG
Fresh.	4/0	1-2	.500	0-1	.000	2-2	1.000	1	0.3	0-0	0	1	0	0	4	1.0



# IOWA HAWKEYE BASKETBALL

## Updated Iowa Player Bio

### Matt Gatens



# 5

**Sr., 6-5, 212, Guard**  
**Iowa City, Iowa**  
**City HS**

- Three-time team co-captain
- Named to the Dale Howard Classic All-Tournament team
- Named NetScouts Basketball's Big Ten Player of the Week on Feb. 21
- Only missed two games in his career due to injury (2010 vs. South Dakota State and UL Monroe)
- Posted double figures 83 times in his career, including 21-of-28 games this season
- First Big Ten player to score 30+ versus two teams (#18 Indiana and #15 Wisconsin) that were both in AP Top 25 since 1996-97
- Fourth Big Ten player in the last 10 seasons to score 30+ points in back-to-back games versus conference opponents
- Made his last seven triples in Iowa's win over #18 Indiana (2/19) and first five 3-pointers in win vs. #15 Wisconsin (2/23), extending his consecutive school record to 12
- Drained 19 treys the last three games (6.3 avg), including making 12 straight spanning halves Iowa's wins vs. #18 Indiana and #15 Wisconsin
- Posted career highs the last two games, including pouring in 30 points in home win over #15 Wisconsin
- Has missed three free throws in final five minutes of a contest this season (27-of-30), including 14-of-15 in the final minute
- Ranks third in Big Ten career free throw percentage, minimum 350 attempts (.865, 321-371)
- Ranks third in Big Ten and 28th in the country in free throw percentage this season (.860, 86-100)
- Leads team in scoring and ranks eighth in the Big Ten (15.5)
- Ranks ninth in Iowa career scoring (1,536)
- Ranks third in career 3-pointers at Iowa (223)
- Has scored 20 points or more in a game 16 times in his career, including seven times this year and the last three contests

### 2011-12 Game-by-Game

Opponent	Date	gs	min	Total		3-Pointers		Free throws		Rebounds				pf	a	t/o	blk	stl	pts	avg	
				fg-fga	pct	3fg-3fga	pct	ft-fta	pct	off	def	tot	avg								
CHICAGO STATE	11/11/11	*	16	2-5	.400	1-4	.250	2-2	1.000	1	0	1	1.0	3	2	0	0	1	7	7.0	
NORTH CAROLINA A&T	11/14/11	*	34	9-15	.600	4-10	.400	5-6	.833	4	2	6	3.5	2	4	1	0	2	27	17.0	
NORTHERN ILLINOIS	11/17/11	*	20	5-6	.833	3-4	.750	2-2	1.000	1	1	2	3.0	1	2	1	0	1	15	16.3	
vs Creighton	11/20/11	*	35	5-12	.417	2-7	.286	1-1	1.000	1	3	4	3.3	2	1	1	0	3	13	15.5	
CAMPBELL	11/23/11	*	40	5-12	.417	1-5	.200	6-6	1.000	1	4	5	3.6	3	2	1	0	2	17	15.8	
IPFW	11/26/11	*	33	6-12	.500	2-3	.667	8-9	.889	0	4	4	3.7	1	5	2	0	2	22	16.8	
CLEMSON	11/29/11	*	33	1-6	.167	0-1	.000	6-7	.857	0	0	0	3.1	2	0	1	0	1	8	15.6	
BROWN	12/03/11	*	30	3-8	.375	1-2	.500	2-2	1.000	1	1	2	3.0	1	1	0	0	1	9	14.8	
at Northern Iowa	12/06/11	*	37	3-9	.333	0-4	.000	0-0	.000	0	4	4	3.1	3	1	1	0	2	6	13.8	
at Iowa State	12/09/11	*	39	3-7	.429	3-6	.500	2-2	1.000	0	4	4	3.2	4	1	2	0	0	11	13.5	
DRAKE	12/17/11	*	40	7-14	.500	1-5	.200	5-7	.714	3	3	6	3.5	2	2	1	0	3	20	14.1	
CENTRAL ARKANSAS	12/19/11	*	22	5-9	.556	1-4	.250	0-0	.000	1	4	5	3.6	2	5	3	0	2	11	13.8	
BOISE STATE	12/22/11	*	38	5-11	.455	1-4	.250	5-5	1.000	1	1	2	3.5	2	3	0	0	1	16	14.0	
PURDUE	12/28/11	*	36	3-9	.333	1-2	.500	4-4	1.000	2	4	6	3.6	1	5	0	0	0	11	13.8	
at Wisconsin	12/31/11	*	34	2-9	.222	0-1	.000	2-2	1.000	2	10	12	4.2	1	3	0	2	0	6	13.3	
at Minnesota	01/04/12	*	36	7-11	.636	2-5	.400	3-6	.500	3	3	6	4.3	1	3	0	0	3	19	13.6	
OHIO STATE	01/07/12	*	27	3-8	.375	0-3	.000	0-0	.000	2	3	5	4.4	1	0	4	0	2	6	13.2	
at Michigan State	01/10/12	*	28	4-9	.444	2-5	.400	1-2	.500	1	2	3	4.3	2	1	1	0	1	11	13.1	
MICHIGAN	01/14/12	*	38	5-10	.500	4-7	.571	5-5	1.000	1	2	3	4.2	1	1	0	0	3	19	13.4	
at Purdue	01/17/12	*	38	4-9	.444	1-2	.500	3-4	.750	1	5	6	4.3	2	2	1	1	3	12	13.3	
NEBRASKA	01/26/12	*	35	5-13	.385	2-8	.250	0-0	.000	0	0	0	4.1	3	1	0	0	0	12	13.2	
at Indiana	01/29/12	*	35	9-13	.692	1-4	.250	1-1	1.000	1	1	2	4.0	2	0	4	0	4	20	13.5	
MINNESOTA	02/01/12	*	38	7-14	.500	2-6	.333	2-4	.500	1	1	2	3.9	2	0	0	1	1	18	13.7	
PENN STATE	02/04/12	*	34	3-8	.375	2-6	.333	10-11	.909	2	2	4	3.9	1	3	0	0	2	18	13.9	
at Northwestern	02/09/12	*	35	5-10	.500	3-5	.600	2-2	1.000	0	2	2	3.8	2	1	1	0	0	15	14.0	
at Penn State	2/16/12	*	38	6-13	.462	5-7	.714	4-4	1.000	1	3	4	3.8	3	1	1	1	0	21	14.2	
INDIANA	02/19/12	*	40	10-18	.556	7-10	.700	3-3	1.000	1	3	4	3.9	0	2	0	0	3	30	14.8	
WISCONSIN	02/23/12	*	39	12-18	.667	7-10	.700	2-3	.667	0	3	3	3.8	1	2	0	0	0	33	15.5	
<b>Totals</b>			<b>28</b>	<b>948</b>	<b>144-298</b>	<b>.483</b>	<b>59-140</b>	<b>.421</b>	<b>86-100</b>	<b>.860</b>	<b>32</b>	<b>75</b>	<b>107</b>	<b>3.8</b>	<b>51</b>	<b>52</b>	<b>29</b>	<b>5</b>	<b>43</b>	<b>433</b>	<b>15.5</b>

Games played: 28  
 Minutes/game: 33.9  
 Points/game: 15.5  
 FG Pct: 48.3  
 3FG Pct: 42.1  
 FT Pct: 86.0

Rebounds/game: 3.8  
 Assists/game: 1.9  
 Turnovers/game: 1.0  
 Assist/turnover ratio: 1.8  
 Steals/game: 1.5  
 Blocks/game: 0.2

- Poured in 27 points and also had six rebounds, four assists and two steals in win over NC A&T
- Notched a team-high 17 points against Campbell, adding five rebounds, two assists and two steals
- Posted a team-high 22 points and dished out five assists in win over IPFW
- Led team with 20 points in win over Drake, adding six rebounds and a game-high three steals
- Grabbed a personal-best 12 rebounds and matched a career high with two blocks in win at #11 Wisconsin
- Snagged six rebounds and led all scorers with 19 points in win at Minnesota
- Tallied a team-high 19 points in win over #13 Michigan
- Had 20 points and a season-high four steals at #16 Indiana, equaling a career-high with nine field goals
- Led team with a game-high 18 points in home win over Minnesota
- Registered a team-high 18 points in home win over Penn State, to along with three steals and two assists; made 10-of-11 from the line

- Scored game-high 21 points, bolstered by 5-7 shooting from 3-point range in the second half, at Penn State
- Netted 22 of his 30 points, bolstered by making seven consecutive 3-pointers, and collected three steals in home win over #18 Indiana

#### Personal Bests

**Points:** 33 vs. Wisconsin, 2/23/12  
**Rebounds:** 12 at Wisconsin, 12/31/11  
**FGM:** 23 vs. Wisconsin, 2/23/12  
**FGA:** 21 at Minnesota, 1/16/11  
**3-pt FG:** 7, 2x, last vs. Wisconsin, 2/23/12  
**3-pt FGA:** 11 vs. Minnesota, 2/13/11  
**FTM:** 11 vs. Indiana, 1/23/11  
**FTA:** 12, 2x, last vs. Indiana, 1/23/11  
**Assists:** 8 vs. SC State, 12/21/09  
**Steals:** 5 vs. Idaho State, 12/4/10  
**Blocks:** 2, 2x, last at Wisconsin, 12/31/11  
**Minutes:** 50 vs. Penn State, 3/7/09

#### CAREER STATISTICS

YEAR	G/GS	FG-A	PCT	3-PT	PCT	FT-A	PCT	RB	AVG	PF-FO	AS	TO	BK	ST	PTS	AVG
Fresh.	32/32	109-258	.422	52-129	.403	75-83	.904	121	3.8	82-2	71	51	10	26	345	10.8
Soph.	32/32	125-338	.370	58-177	.328	84-101	.832	138	4.3	70-0	105	85	3	29	392	12.3
Junior	29/29	118-299	.395	54-163	.331	76-87	.874	71	2.4	44-1	53	42	3	38	366	12.6
Senior	28/28	144-298	.483	59-140	.421	86-100	.860	107	3.8	51-0	52	29	5	43	433	15.5
<b>TOTALS</b>	<b>121/121</b>	<b>496-1193</b>	<b>.416</b>	<b>223-609</b>	<b>.366</b>	<b>321-371</b>	<b>.865</b>	<b>437</b>	<b>3.6</b>	<b>247-3</b>	<b>281</b>	<b>207</b>	<b>21</b>	<b>136</b>	<b>1536</b>	<b>12.7</b>





# IOWA HAWKEYE BASKETBALL

## Updated Iowa Player Bio

### Roy Devyn Marble



# 4

**So., 6-6, 194, Guard/Forward**  
**Southfield, Mich.**  
**Lathrup HS**

- Father Roy, is a three-time all-Big Ten performer and Iowa MVP, and the Hawkeyes' all-time leading scorer
- Named Big Ten Player of the Week by the website *College Sports Madness* on Dec. 26
- Boasts a 2.3 assist/turnover ratio (103 assists to only 44 turnovers), which ranks fourth in the Big Ten and 38th nationally
- Averaged 12.6 points and 4.5 rebounds and four assists the last 20 games as a starter
- Grabbed seven boards or more, a career high, in three of the last five contests, including pulling down a career-high eight in two games against Penn State
- Recorded at least one steal in 24-of-28 games, including collecting a personal-best four thefts in Iowa's vs. #18 Indiana
- Dished out four assists or more 15 times this year, including five or more nine times, including being credited with a career-high eight in the last game vs. #15 Wisconsin
- Posted double figures 22 times in his career, including 19 of the last 24 games
- Scored a career and game-high 21 points at Iowa State, making a career-best 10-of-11 from the free throw line; added five assists
- Made first two starts of the season at point guard on the road (Northern Iowa and Iowa State)
- Tallied a season-high 14 points against Campbell in 32 minutes, and added four assists and a block
- Scored 11 points, collected four assists, seven rebounds and three steals in victory over Brown
- Started first game of the season at UNI, leading team in points (14) and assists (4), while also collecting two steals
- Notched six assists in win over Central Arkansas, to go along with a game-high 19 points on 5-of-8 field goals and 9-of-10 free throw attempts
- Tallied or equaled career highs in rebounds (8) and blocks (3), to go along with 18 points on 5-of-10

### 2011-12 Game-by-Game

Opponent	Date	gs	min	Total		3-Pointers		Free throws		Rebounds				pf	a	t/o	blk	stl	pts	avg
				fg-fga	pct	3fg-fga	pct	ft-fa	pct	off	def	tot	avg							
CHICAGO STATE	11/11/11	21	3-6	.500	0-2	.000	0-0	.000	2	5	7	7.0	2	4	0	0	3	6	6.0	
NORTH CAROLINA A&T	11/14/11	13	2-6	.333	1-2	.500	0-0	.000	0	1	1	4.0	2	3	1	0	0	5	5.5	
NORTHERN ILLINOIS	11/17/11	17	2-8	.250	0-0	.000	1-2	.500	1	1	2	3.3	0	4	0	0	2	5	5.3	
vs Creighton	11/20/11	21	0-4	.000	0-1	.000	2-2	1.000	1	1	2	3.0	2	1	0	0	1	2	4.5	
CAMPBELL	11/23/11	32	6-12	.500	0-1	.000	2-2	1.000	1	0	1	2.6	3	4	0	1	1	14	6.4	
IPFW	11/26/11	22	4-6	.667	1-1	1.000	2-5	.400	1	1	2	2.5	3	2	3	0	1	11	7.2	
CLEMSON	11/29/11	17	2-8	.250	0-1	.000	2-2	1.000	0	0	0	2.1	0	1	0	1	1	6	7.0	
BROWN	12/03/11	23	4-9	.444	0-0	.000	3-3	1.000	3	4	7	2.8	2	4	0	0	3	11	7.5	
at Northern Iowa	12/06/11	*	37	7-12	.583	0-2	.000	0-3	.000	1	3	4	2.9	4	4	2	0	2	14	8.2
at Iowa State	12/09/11	*	37	5-12	.417	1-1	1.000	10-11	.909	1	3	4	3.0	3	5	2	0	2	21	9.5
DRAKE	12/17/11	*	19	3-7	.429	0-1	.000	4-5	.800	0	1	1	2.8	1	5	2	0	2	10	9.5
CENTRAL ARKANSAS	12/19/11	*	23	5-8	.625	0-0	.000	9-10	.900	2	1	3	2.8	0	6	1	0	1	19	10.3
BOISE STATE	12/22/11	*	31	5-10	.500	0-0	.000	8-10	.800	1	7	8	3.2	1	5	1	3	3	18	10.9
PURDUE	12/28/11	*	35	6-12	.500	0-1	.000	5-8	.625	1	0	1	3.1	2	6	0	1	1	17	11.4
at Wisconsin	12/31/11	*	29	3-6	.500	0-0	.000	1-3	.333	0	4	4	3.1	2	1	1	0	0	7	11.1
at Minnesota	01/04/12	*	33	4-10	.400	0-0	.000	1-5	.200	1	3	4	3.2	2	2	2	0	3	9	10.9
OHIO STATE	01/07/12	*	29	1-8	.125	0-0	.000	3-4	.750	0	3	3	3.2	0	2	2	2	0	5	10.6
at Michigan State	01/10/12	*	36	4-15	.267	2-3	.667	2-3	.667	3	5	8	3.4	3	1	4	0	3	12	10.7
MICHIGAN	01/14/12	*	34	5-12	.417	0-1	.000	3-5	.600	2	4	6	3.6	2	4	2	1	1	13	10.8
at Purdue	01/17/12	*	35	6-10	.600	1-2	.500	5-6	.833	1	4	5	3.7	2	3	4	0	0	18	11.2
NEBRASKA	01/26/12	*	26	3-9	.333	0-1	.000	9-10	.900	2	1	3	3.6	2	3	1	0	2	15	11.3
at Indiana	01/29/12	*	33	6-9	.667	0-1	.000	1-2	.500	1	2	3	3.6	1	5	0	1	1	13	11.4
MINNESOTA	02/01/12	*	32	5-9	.556	1-2	.500	1-1	1.000	2	3	5	3.7	1	2	2	1	2	12	11.4
PENN STATE	02/04/12	*	34	2-3	.667	0-0	.000	1-2	.500	1	7	8	3.8	2	2	4	1	1	5	11.2
at Northwestern	02/09/12	*	33	3-6	.500	1-2	.500	3-3	1.000	1	1	2	3.8	0	3	2	0	1	10	11.1
at Penn State	2/16/12	*	40	4-10	.400	0-2	.000	5-7	.714	2	6	8	3.9	1	6	3	0	1	13	11.2
INDIANA	02/19/12	*	38	4-17	.235	0-2	.000	2-5	.400	3	4	7	4.0	2	7	2	0	4	10	11.1
WISCONSIN	02/23/12	*	33	3-10	.300	1-4	.250	4-5	.800	1	2	3	4.0	3	8	3	0	2	11	11.1
<b>Totals</b>		<b>20</b>	<b>813</b>	<b>107-254</b>	<b>.421</b>	<b>9-33</b>	<b>.273</b>	<b>89-124</b>	<b>.718</b>	<b>35</b>	<b>77</b>	<b>112</b>	<b>4.0</b>	<b>48</b>	<b>103</b>	<b>44</b>	<b>12</b>	<b>44</b>	<b>312</b>	<b>11.1</b>

Games played: 28  
 Minutes/game: 29.0  
 Points/game: 11.1  
 FG Pct: 42.1  
 3FG Pct: 27.3  
 FT Pct: 71.8

Rebounds/game: 4.0  
 Assists/game: 3.7  
 Turnovers/game: 1.6  
 Assist/turnover ratio: 2.3  
 Steals/game: 1.6  
 Blocks/game: 0.4

- field goals and 8-of-10 free throws and three steals in win over Boise State
- Opened the Big Ten season by dishing out six assists and scoring 17 points in home game vs. Purdue
- Had 12 points, and collected a team-high eight rebounds and three steals at #6 Michigan State
- Registered 13 points, six rebounds and four assists in win over #13 Michigan
- Recorded 18 points, five rebounds and three assists at Purdue
- Notched 15 points, three assists and two steals in home game against Nebraska, making 9-of-10 free throws
- Had 13 points and five assists at #16 Indiana
- Tallied 12 points, two assists and two steals in home win over Minnesota, scoring five crucial points in the last two and a half minutes to lead Iowa to the victory
- Equaled a career high with eight rebounds in home win over Penn State
- Played all 40 minutes, a career high, scored 13 points and matched personal best in rebounds (8) at Penn State

- Posted career high in steals (4), along with scoring 10 points, snagging seven rebounds and dishing out seven assists in home win over #18 Indiana
- Recorded career high in assists (8), while scoring 11 points in win over #15 Wisconsin

#### Personal Bests

**Points:** 21 at Iowa State, 12/9/11  
**Rebounds:** 8, 3x, last at Penn State, 2/16/12  
**FGM:** 8 vs. Indiana, 1/23/11  
**FGA:** 13 vs. Indiana, 1/23/11  
**3-pt FG:** 2, 3x, last at Michigan, 1/30/11  
**3-pt FGA:** 3, 4x, last at Mich. State, 3/2/11  
**FTM:** 10 at Iowa State, 12/9/11  
**FTA:** 11 at Iowa State, 12/9/11  
**Assists:** 8 vs. Wisconsin, 2/23/12  
**Steals:** 4 vs. Indiana, 2/19/12  
**Blocks:** 3 vs Boise State, 12/22/11  
**Minutes:** 40, at Penn State, 2/16/12

#### CAREER STATISTICS

YEAR	G/GS	FG-A	PCT	3-PT	PCT	FT-A	PCT	RB	AVG	PF-FO	AS	TO	BK	ST	PTS	AVG
Fresh.	31/6	66-174	.379	11-41	.268	35-66	.530	74	2.4	41-0	41	34	2	21	178	5.7
Soph.	28/20	107-254	.421	9-33	.273	89-124	.718	112	4.0	48-0	103	44	12	44	312	11.1
<b>TOTALS</b>	<b>59/26</b>	<b>173-428</b>	<b>.404</b>	<b>20-74</b>	<b>.270</b>	<b>124-190</b>	<b>.653</b>	<b>186</b>	<b>3.2</b>	<b>89-0</b>	<b>144</b>	<b>78</b>	<b>14</b>	<b>65</b>	<b>490</b>	<b>8.3</b>



# IOWA HAWKEYE BASKETBALL

## Updated Iowa Player Bio

### Eric May



# 25

**Jr., 6-5, 217, Guard/Forward**  
**Dubuque, Iowa**  
**Wahlert HS**

- 2011 Academic All-Big Ten honoree
- Did not dress/play in Iowa's home games versus Minnesota (Feb. 1) and #18 Indiana (Feb. 19) due to an injured back
- Playing limited minutes as of late due to an injured back
- Ranks eighth in team scoring (5.4)
- Grabbed five or more rebounds in five Big Ten contests
- Dished out a game and career-high five assists in win over Chicago State
- Matched a career best with 20 points on 8-12 shooting from the field, including 3-4 from 3-point range, and 1-3 from the foul line and also pulled down a season-high nine rebounds in win over NC A&T
- Tallied 14 points and had four assists in win over Northern Illinois
- Controlled a team-high six rebounds vs. Creighton
- Recorded 10 points at UNI, hitting 5-of-11 field goals
- Notched 10 points and a game-high three steals in win over Central Arkansas
- Went 4-4 from the line against Purdue to equal his career-best free throws made
- Scored all nine of his points and grabbed all six of his rebounds in the second half in home game vs. Purdue
- Led Iowa in scoring (9) and rebounding (6) for the first time in his career vs. #6 Ohio State
- Had a team-high seven rebounds in win over #13 Michigan

### 2011-12 Game-by-Game

Opponent	Date	gs	min	Total		3-Pointers		Free throws		Rebounds				pf	a	t/o	blk	stl	pts	avg	
				fg-fga	pct	3fg-fga	pct	ft-fa	pct	off	def	tot	avg								
CHICAGO STATE	11/11/11	*	26	4-10	.400	2-5	.400	2-2	1.000	0	1	1	1.0	1	5	1	1	2	12	12.0	
NORTH CAROLINA A&T	11/14/11	*	32	8-12	.667	3-4	.750	1-3	.333	3	6	9	5.0	2	1	5	0	1	20	16.0	
NORTHERN ILLINOIS	11/17/11	*	19	6-8	.750	2-2	1.000	0-0	.000	0	3	3	4.3	2	4	2	0	0	14	15.3	
vs Creighton	11/20/11	*	23	3-10	.300	0-3	.000	0-0	.000	2	4	6	4.8	3	2	3	1	0	6	13.0	
CAMPBELL	11/23/11	*	20	1-4	.250	0-1	.000	2-4	.500	0	2	2	4.2	2	0	1	0	2	4	11.2	
IPFW	11/26/11	*	11	1-2	.500	0-0	.000	0-0	.000	0	1	1	3.7	2	1	1	0	0	2	9.7	
CLEMSON	11/29/11	*	12	1-6	.167	0-3	.000	0-0	.000	0	2	2	3.4	1	1	0	0	0	2	8.6	
BROWN	12/03/11	*	19	4-8	.500	0-2	.000	0-0	.000	1	3	4	3.5	0	3	0	0	1	8	8.5	
at Northern Iowa	12/06/11	*	30	5-11	.455	0-2	.000	0-1	.000	1	1	2	3.3	3	1	0	0	0	10	8.7	
at Iowa State	12/09/11	*	15	2-5	.400	1-1	1.000	0-0	.000	1	1	2	3.2	3	0	1	0	1	5	8.3	
DRAKE	12/17/11	*	14	0-3	.000	0-2	.000	3-4	.750	2	1	3	3.2	4	1	0	2	2	3	7.8	
CENTRAL ARKANSAS	12/19/11	*	23	3-4	.750	2-2	1.000	2-2	1.000	1	0	1	3.0	0	2	1	0	3	10	8.0	
BOISE STATE	12/22/11	*	21	1-6	.167	1-2	.500	0-0	.000	1	0	1	2.8	1	3	0	1	1	3	7.6	
PURDUE	12/28/11	*	20	2-7	.286	1-2	.500	4-4	1.000	1	5	6	3.1	4	0	1	0	0	9	7.7	
at Wisconsin	12/31/11	*	18	1-4	.250	0-0	.000	0-0	.000	0	5	5	3.2	0	0	1	0	0	2	7.3	
at Minnesota	01/04/12	*	23	3-6	.500	0-1	.000	0-0	.000	0	1	1	3.1	0	1	0	1	0	6	7.3	
OHIO STATE	01/07/12	*	21	4-10	.400	1-2	.500	0-0	.000	2	4	6	3.2	0	1	2	0	2	9	7.4	
at Michigan State	01/10/12	*	13	1-2	.500	0-0	.000	0-1	.000	1	1	2	3.2	1	1	4	0	0	2	7.1	
MICHIGAN	01/14/12	*	18	1-4	.250	0-1	.000	0-0	.000	3	4	7	3.4	1	1	0	0	0	2	6.8	
at Purdue	01/17/12	*	22	0-4	.000	0-1	.000	1-2	.500	0	0	0	3.2	5	1	1	0	1	1	6.5	
NEBRASKA	01/26/12	*	19	2-5	.400	1-1	1.000	0-1	.000	1	4	5	3.3	2	1	1	1	1	5	6.4	
at Indiana	01/29/12		5	0-0	.000	0-0	.000	0-0	.000	1	0	1	3.2	0	1	0	0	0	0	6.1	
PENN STATE	02/04/12		12	2-4	.500	0-0	.000	0-0	.000	1	1	2	3.1	1	1	2	0	2	4	6.0	
at Northwestern	02/09/12		8	0-1	.000	0-1	.000	0-0	.000	0	1	1	3.0	2	1	3	0	0	0	5.8	
at Penn State	2/16/12		5	1-2	.500	0-1	.000	0-0	.000	0	0	0	2.9	0	0	0	0	1	2	5.6	
WISCONSIN	02/23/12		2	0-0	.000	0-0	.000	0-0	.000	0	0	0	2.8	1	0	0	0	0	0	5.4	
Totals			21	451	56-138	.406	14-39	.359	15-24	.625	22	51	73	2.8	41	32	31	7	20	141	5.4

Games played: 26  
 Minutes/game: 17.3  
 Points/game: 5.4  
 FG Pct: 40.6  
 3FG Pct: 35.9  
 FT Pct: 62.5

Rebounds/game: 2.8  
 Assists/game: 1.2  
 Turnovers/game: 1.2  
 Assist/turnover ratio: 1.0  
 Steals/game: 0.8  
 Blocks/game: 0.3

### Personal Bests

- Points:** 20, 2x, last vs. NC A&T, 11/14/11
- Rebounds:** 11 vs. Prairie View A&M, 12/5/09
- FGM:** 8, 2x, last at Wake Forest, 11/30/10
- FGA:** 16 vs. South Dakota State, 11/14/10
- 3-pt FG:** 5 vs. Ohio State, 1/27/10
- 3-pt FGA:** 10 vs. Ohio State, 1/27/10
- FTM:** 4, 3x, last vs. Purdue, 12/28/11
- FTA:** 8 vs. Illinois, 12/29/10
- Assists:** 5 vs. Chicago State, 11/11/11
- Steals:** 7 vs. SIUE, 11/26/10
- Blocks:** 3, 3x, last at Michigan, 1/30/10
- Minutes:** 43 vs. Michigan, 2/16/10

### CAREER STATISTICS

YEAR	G/GS	FG-A	PCT	3-PT	PCT	FT-A	PCT	RB	AVG	PF-FO	AS	TO	BK	ST	PTS	AVG
Fresh.	32/23	104-259	.402	41-143	.287	38-57	.667	147	4.6	74-1	44	59	26	34	287	9.0
Soph.	30/25	88-204	.423	26-66	.394	32-53	.604	88	2.9	41-1	38	60	9	38	234	7.8
Junior	26/21	56-138	.406	14-39	.359	15-24	.625	73	2.8	41-1	32	31	7	20	141	5.4
<b>TOTALS</b>	<b>88/69</b>	<b>248-605</b>	<b>.410</b>	<b>81-248</b>	<b>.327</b>	<b>85-134</b>	<b>.634</b>	<b>308</b>	<b>3.5</b>	<b>156-3</b>	<b>114</b>	<b>150</b>	<b>42</b>	<b>92</b>	<b>662</b>	<b>7.5</b>



# IOWA HAWKEYE BASKETBALL

## Updated Iowa Player Bio

### Zach McCabe



# 15

**So., 6-7, 232, Forward**  
**Sioux City, Iowa**  
**Bishop Heelan HS**

- Ranks fifth on the team in scoring (7.6)
- Tallied 20 points in back-to-back games (at Purdue and vs. Nebraska)
- Started 25 career games, including the last 23
- Averaged 4.3 rebounds as a starter this year
- Has fouled out five times this season, including the two of the last three games (at Penn State and vs. #18 Indiana)
- Started third career game, and first of the season, in win over IPFW scoring 12 points grabbing three steals
- Had 13 points and five rebounds in win over Chicago State
- Tallied 12 points, six rebounds and two assists in win over NC A&T
- Scored eight points and had two steals and two assists in win over Northern Illinois
- Notched six points, a team-high seven rebounds, two steals and two assists against Campbell
- Recorded seven points, two steals and a team-high seven rebounds against Clemson
- Netted nine points and snagged seven boards in win over Brown
- Registered eight points and six rebounds in win over Drake, making 4-of-5 from the field
- Tallied eight points and grabbed eight rebounds in win over Central Arkansas, in only 13 minutes of action
- Grabbed a team-high seven boards and shot 100 percent from behind the arc (2-2) and the free throw line (4-4), recording 12 points in road win over Minnesota

### 2011-12 Game-by-Game

Opponent	Date	gs	min	Total		3-Pointers		Free throws		Rebounds				pf	a	t/o	blk	stl	pts	avg	
				fg-fga	pct	3fg-fga	pct	ft-fa	pct	off	def	tot	avg								
CHICAGO STATE	11/11/11	18	5-11	.455	2-5	.400	1-3	.333	2	3	5	5.0	1	1	0	0	1	13	13.0		
NORTH CAROLINA A&T	11/14/11	25	4-5	.800	1-2	.500	3-4	.750	2	4	6	5.5	2	2	0	0	12	12.5			
NORTHERN ILLINOIS	11/17/11	15	3-6	.500	2-3	.667	0-0	.000	1	0	1	4.0	2	2	1	0	2	8	11.0		
vs Creighton	11/20/11	20	0-4	.000	0-1	.000	0-2	.000	1	0	1	3.3	1	1	0	0	2	0	8.3		
CAMPBELL	11/23/11	24	3-11	.273	0-2	.000	0-0	.000	6	1	7	4.0	4	2	3	0	2	6	7.8		
IPFW	11/26/11	*	27	4-6	.667	1-1	1.000	3-4	.750	1	2	3	3.8	4	0	0	3	12	8.5		
CLEMSON	11/29/11	*	19	3-4	.750	0-0	.000	1-1	1.000	2	5	7	4.3	5	0	3	0	2	7	8.3	
BROWN	12/03/11	*	19	3-6	.500	1-1	1.000	2-2	1.000	4	3	7	4.6	3	0	2	0	9	8.4		
at Northern Iowa	12/06/11	*	17	1-3	.333	0-0	.000	0-0	.000	1	4	5	4.7	5	1	3	0	2	7.7		
at Iowa State	12/09/11	*	16	3-4	.750	0-0	.000	2-2	1.000	0	3	3	4.5	4	1	1	0	8	7.7		
DRAKE	12/17/11	*	24	4-5	.800	0-0	.000	0-0	.000	3	3	6	4.6	2	1	0	0	2	8	7.7	
CENTRAL ARKANSAS	12/19/11	*	13	3-7	.429	0-1	.000	2-2	1.000	4	4	8	4.9	3	1	0	0	8	7.8		
BOISE STATE	12/22/11	*	11	1-3	.333	0-0	.000	0-0	.000	0	2	2	4.7	2	0	1	0	2	7.3		
PURDUE	12/28/11	*	16	2-3	.667	0-0	.000	1-1	1.000	2	3	5	4.7	4	0	1	0	0	5	7.1	
at Wisconsin	12/31/11	*	23	3-5	.600	0-2	.000	0-0	.000	1	2	3	4.6	4	0	2	0	6	7.1		
at Minnesota	01/04/12	*	32	3-7	.429	2-2	1.000	4-4	1.000	4	3	7	4.8	3	2	2	0	1	12	7.4	
OHIO STATE	01/07/12	*	18	2-4	.500	0-0	.000	2-2	1.000	0	0	0	4.5	4	2	1	1	1	6	7.3	
at Michigan State	01/10/12	*	19	2-7	.286	0-1	.000	3-3	1.000	2	0	2	4.3	3	0	2	0	0	7	7.3	
MICHIGAN	01/14/12	*	24	4-5	.800	0-0	.000	3-5	.600	2	5	7	4.5	4	3	1	0	11	7.5		
at Purdue	01/17/12	*	36	7-13	.538	3-5	.600	3-7	.429	3	2	5	4.5	3	0	2	1	2	20	8.1	
NEBRASKA	01/26/12	*	30	9-11	.818	2-3	.667	0-0	.000	1	5	6	4.6	5	1	2	1	2	20	8.7	
at Indiana	01/29/12	*	21	1-3	.333	0-0	.000	1-1	1.000	1	1	2	4.5	3	0	1	1	0	3	8.4	
MINNESOTA	02/01/12	*	23	2-5	.400	1-2	.500	3-4	.750	4	6	10	4.7	4	4	3	0	4	8	8.4	
PENN STATE	02/04/12	*	31	3-7	.429	0-1	.000	4-4	1.000	0	5	5	4.7	4	1	4	0	10	8.5		
at Northwestern	02/09/12	*	18	0-2	.000	0-1	.000	0-0	.000	1	0	1	4.6	4	2	2	0	0	8.1		
at Penn State	2/16/12	*	23	0-1	.000	0-0	.000	2-2	1.000	1	1	2	4.5	5	2	3	2	0	2	7.9	
INDIANA	02/19/12	*	6	1-3	.333	0-1	.000	0-0	.000	1	0	1	4.3	5	0	1	0	0	2	7.7	
WISCONSIN	02/23/12	*	20	2-6	.333	2-2	1.000	0-0	.000	3	1	4	4.3	2	0	5	0	1	6	7.6	
<b>Totals</b>			<b>23</b>	<b>588</b>	<b>78-157</b>	<b>.497</b>	<b>17-36</b>	<b>.472</b>	<b>40-53</b>	<b>.755</b>	<b>53</b>	<b>68</b>	<b>121</b>	<b>4.3</b>	<b>95</b>	<b>29</b>	<b>48</b>	<b>6</b>	<b>25</b>	<b>213</b>	<b>7.6</b>

Games played: 28  
 Minutes/game: 21.0  
 Points/game: 7.6  
 FG Pct: 49.7  
 3FG Pct: 47.2  
 FT Pct: 75.5

Rebounds/game: 4.3  
 Assists/game: 1.0  
 Turnovers/game: 1.7  
 Assist/turnover ratio: 0.6  
 Steals/game: 0.9  
 Blocks/game: 0.2

- Recorded 11 points (4-of-5 from the field), seven rebounds and three assists in win over #13 Michigan
- Had a career night at Purdue, setting or equaling career highs in points (20), field goals attempted (13), free throws attempted (7) and minutes played (36)
- Equaled a career high with 20 points in home contest against Nebraska, making a career-best nine field goals (9-of-11)
- Set career-highs with 10 rebounds, four steals and four assists, to go along with eight points, in home win over Minnesota
- Tallied 10 points and five rebounds in home win over Penn State
- Blocked a career-high two shots at Penn State

#### Personal Bests

**Points:** 20, 2x, last vs. Nebraska, 1/26/12  
**Rebounds:** 10 vs. Minnesota, 2/1/12  
**FGM:** 9 vs. Nebraska, 1/26/12  
**FGA:** 13, 2x, last at Purdue, 1/17/12  
**3-pt FG:** 4 vs. SIUE, 11/26/10  
**3-pt FGA:** 7 vs. SIUE, 11/26/10  
**FTM:** 6 vs. Alabama, 11/20/10  
**FTA:** 7, 2x, last at Purdue, 1/17/12  
**Assists:** 4 vs. Minnesota, 2/1/12  
**Steals:** 4 vs. Minnesota, 2/1/12  
**Blocks:** 2, at Penn State, 2/16/12  
**Minutes:** 36 at Purdue, 1/17/12

#### CAREER STATISTICS

YEAR	G/GS	FG-A	PCT	3-PT	PCT	FT-A	PCT	RB	AVG	PF-FO	AS	TO	BK	ST	PTS	AVG
Fresh.	31/2	59-169	.349	24-84	.286	37-46	.804	111	3.6	69-3	24	48	1	22	179	5.8
Soph.	28/23	78-157	.497	17-36	.472	40-53	.755	121	4.3	95-5	29	48	6	25	213	7.6
<b>TOTALS</b>	<b>59/25</b>	<b>137-326</b>	<b>.420</b>	<b>41-120</b>	<b>.342</b>	<b>77-99</b>	<b>.778</b>	<b>232</b>	<b>3.9</b>	<b>164-8</b>	<b>53</b>	<b>96</b>	<b>7</b>	<b>47</b>	<b>392</b>	<b>6.6</b>



# IOWA HAWKEYE BASKETBALL

## Updated Iowa Player Bio

### Stephen McCarty



# 14

**So., 6-2, 160, Guard**  
**Auburn Hills, Mich.**  
**West Bloomfield HS**

- Non-scholarship athlete
- Saw action in eight games

#### Personal Bests

**Points:** 2 vs. N. Illinois, 11/17/11  
**Rebounds:** 1 vs. Ohio State, 1/7/12  
**FGM:** 1 vs. N. Illinois, 11/17/11  
**FGA:** 2 vs. N. Illinois, 11/17/11  
**3-pt FG:** ---  
**3-pt FGA:** ---  
**FTM:** ---  
**FTA:** ---  
**Assists:** ---  
**Steals:** ---  
**Blocks:** ---  
**Minutes:** 4, 2x, last C. Arkansas, 12/19/11

### 2011-12 Game-by-Game

Opponent	Date	gs	min	Total		3-Pointers		Free throws		Rebounds			pf	a	t/o	blk	stl	pts	avg
				fg-fga	pct	3fg-fga	pct	ft-fa	pct	off	def	tot							
CHICAGO STATE	11/11/11	4	0-0	.000	0-0	.000	0-0	.000	0	0	0	0.0	0	0	0	0	0	0	0.0
NORTHERN ILLINOIS	11/17/11	2	1-2	.500	0-1	.000	0-0	.000	0	0	0	0.0	1	0	0	0	0	2	1.0
CLEMSON	11/29/11	2	0-0	.000	0-0	.000	0-0	.000	0	0	0	0.0	0	0	2	0	0	0	0.7
BROWN	12/03/11	3	0-1	.000	0-0	.000	0-0	.000	0	0	0	0.0	1	0	0	0	0	0	0.5
CENTRAL ARKANSAS	12/19/11	4	0-1	.000	0-0	.000	0-0	.000	0	0	0	0.0	0	0	0	0	0	0	0.4
OHIO STATE	01/07/12	2	0-1	.000	0-0	.000	0-0	.000	1	0	1	0.2	0	0	0	0	0	0	0.3
at Indiana	01/29/12	1	0-0	.000	0-0	.000	0-0	.000	0	0	0	0.1	0	0	0	0	0	0	0.3
at Northwestern	02/09/12	1	0-0	.000	0-0	.000	0-0	.000	0	0	0	0.1	0	0	0	0	0	0	0.3
<b>Totals</b>		<b>0</b>	<b>19</b>	<b>1-5</b>	<b>.200</b>	<b>0-1</b>	<b>.000</b>	<b>0-0</b>	<b>.000</b>	<b>1</b>	<b>0</b>	<b>1</b>	<b>0.1</b>	<b>2</b>	<b>0</b>	<b>2</b>	<b>0</b>	<b>2</b>	<b>0.3</b>

Games played: 8  
 Minutes/game: 2.4  
 Points/game: 0.3  
 FG Pct: 20.0  
 3FG Pct: 0.0

Rebounds/game: 0.1  
 Turnovers/game: 0.3

#### CAREER STATISTICS

YEAR	G/GS	FG-A	PCT	3-PT	PCT	FT-A	PCT	RB	AVG	PF-FO	AS	TO	BK	ST	PTS	AVG
Fresh.	8/0	1-5	.200	0-1	.000	0-0	.000	1	0.1	2-0	0	2	0	0	2	0.3



# IOWA HAWKEYE BASKETBALL

## Updated Iowa Player Bio

### Josh Oglesby



# 2

**Fr., 6-5, 190, Guard**  
**Cedar Rapids, Iowa**  
**Washington HS**

- Led Iowa in scoring against Creighton, Northern Illinois, Clemson and #16 Indiana
- Ranks seventh in team scoring (6.1)
- Started first career game at Penn State (Feb. 16)
- Ranks fourth in 3-pointers made (33) and seventh in percentage (.347) for an Iowa freshman
- 58.2% of his scoring comes from 3-point territory (99-of-170 points), which ranks third amongst Big Ten players
- Drained at least one triple in 18-of-28 games
- Scored in all but five games this season (vs. North Carolina A&T, at Minnesota, at Purdue, vs. Penn State, vs. Wisconsin)
- Tallied four points and collected four assists and two rebounds in win over Chicago State
- Netted 16 points, bolstered by 4-of-7 shooting from 3-point range, and controlled five rebounds in win over Northern Illinois
- Scored a team-best 14 points on 5-8 shooting from the field, including 3-5 from 3-point range, vs. Creighton
- Recorded six points against Campbell, hitting both 3-point attempts
- Had six points and dished out two assists in win over IPFW
- Notched a team-best 15 points against Clemson, making 3-of-4 three-pointers and a season-best 4-of-4 free throw attempts; added two steals
- Registered five points, three assists and a block in win over Drake
- Tallied nine points in the win over Central Arkansas
- Recorded nine points and a season-high four free throw attempts (3-of-4) in win over Boise State

### 2011-12 Game-by-Game

Opponent	Date	gs	min	Total		3-Pointers		Free throws		Rebounds				pf	a	t/o	blk	stl	pts	avg
				fg-fga	pct	3fg-fga	pct	ft-fa	pct	off	def	tot	avg							
CHICAGO STATE	11/11/11	19	1-7	.143	1-6	.167	1-2	.500	1	1	2	2.0	0	4	0	0	0	4	4.0	
NORTH CAROLINA A&T	11/14/11	7	0-2	.000	0-2	.000	0-0	.000	0	1	1	1.5	1	2	1	0	0	0	2.0	
NORTHERN ILLINOIS	11/17/11	23	6-9	.667	4-7	.571	0-0	.000	0	5	5	2.7	1	2	1	0	1	16	6.7	
vs Creighton	11/20/11	20	5-8	.625	3-5	.600	1-2	.500	0	1	1	2.3	0	2	0	1	0	14	8.5	
CAMPBELL	11/23/11	12	2-3	.667	2-2	1.000	0-0	.000	0	0	0	1.8	0	0	2	0	0	6	8.0	
IPFW	11/26/11	18	2-6	.333	1-5	.200	1-3	.333	0	1	1	1.7	0	2	0	0	0	6	7.7	
CLEMSON	11/29/11	25	4-9	.444	3-4	.750	4-4	1.000	1	2	3	1.9	0	0	0	0	2	15	8.7	
BROWN	12/03/11	17	1-5	.200	0-2	.000	0-0	.000	0	3	3	2.0	1	1	0	0	0	2	7.9	
at Northern Iowa	12/06/11	20	3-6	.500	1-3	.333	0-1	.000	0	1	1	1.9	1	0	1	0	0	7	7.8	
at Iowa State	12/09/11	22	2-6	.333	1-4	.250	1-1	1.000	1	2	3	2.0	1	1	0	0	0	6	7.6	
DRAKE	12/17/11	19	2-5	.400	1-3	.333	0-0	.000	0	2	2	2.0	0	3	0	1	0	5	7.4	
CENTRAL ARKANSAS	12/19/11	17	4-6	.667	1-2	.500	0-0	.000	0	2	2	2.0	1	2	0	0	0	9	7.5	
BOISE STATE	12/22/11	22	2-4	.500	2-4	.500	3-4	.750	1	0	1	1.9	0	1	1	0	0	9	7.6	
PURDUE	12/28/11	14	1-2	.500	1-1	1.000	0-0	.000	0	2	2	1.9	0	0	1	0	0	3	7.3	
at Wisconsin	12/31/11	9	1-4	.250	0-1	.000	0-0	.000	0	1	1	1.9	0	0	0	0	0	2	6.9	
at Minnesota	01/04/12	8	0-3	.000	0-3	.000	0-0	.000	0	1	1	1.8	0	0	0	0	0	0	6.5	
OHIO STATE	01/07/12	20	2-6	.333	1-5	.200	2-2	1.000	0	0	0	1.7	0	0	1	0	0	7	6.5	
at Michigan State	01/10/12	17	1-6	.167	0-4	.000	0-0	.000	0	0	0	1.6	0	1	1	0	0	2	6.3	
MICHIGAN	01/14/12	16	3-5	.600	1-2	.500	0-0	.000	0	2	2	1.6	1	2	0	0	0	7	6.3	
at Purdue	01/17/12	8	0-1	.000	0-0	.000	0-0	.000	0	0	0	1.6	1	1	0	0	0	0	6.0	
NEBRASKA	01/26/12	16	2-6	.333	1-4	.250	0-0	.000	0	1	1	1.5	1	0	0	0	0	5	6.0	
at Indiana	01/29/12	20	8-12	.667	6-8	.750	2-2	1.000	0	1	1	1.5	1	1	1	0	0	24	6.8	
MINNESOTA	02/01/12	21	0-5	.000	0-2	.000	2-2	1.000	2	0	2	1.5	1	1	1	0	0	2	6.6	
PENN STATE	02/04/12	8	0-2	.000	0-2	.000	0-0	.000	0	0	0	1.5	0	0	0	0	0	0	6.3	
at Northwestern	02/09/12	17	2-5	.400	1-2	.500	0-0	.000	0	0	0	1.4	1	1	0	0	0	5	6.2	
at Penn State	2/16/12	* 27	1-7	.143	0-5	.000	1-3	.333	0	3	3	1.5	3	3	0	0	1	3	6.1	
INDIANA	02/19/12	* 36	2-8	.250	2-5	.400	5-6	.833	0	1	1	1.4	2	2	0	0	0	11	6.3	
WISCONSIN	02/23/12	* 31	0-3	.000	0-2	.000	0-0	.000	2	2	4	1.5	1	2	0	0	1	0	6.1	
Totals		3	509	57-151	.377	33-95	.347	23-32	.719	8	35	43	1.5	18	34	11	2	5	170	6.1

Games played: 28  
 Minutes/game: 18.2  
 Points/game: 6.1  
 FG Pct: 37.7  
 3FG Pct: 34.7  
 FT Pct: 71.9

Rebounds/game: 1.5  
 Assists/game: 1.2  
 Turnovers/game: 0.4  
 Assist/turnover ratio: 3.1  
 Steals/game: 0.2  
 Blocks/game: 0.1

- Registered seven points (all in first half), two rebounds and two assists off the bench in win over #13 Michigan
- Led Iowa in scoring at #16 Indiana with a career-high 24 points, tallying career-bests in field goals made and attempted (8-of-12), and 3-pointers made and attempted (6-of-8)
- Had three points, three rebounds and three assists in his first career start, playing a personal-high 27 minutes at Penn State
- Tallied 11 points and had two assists, in his second career start, in home win over #18 Indiana

#### Personal Bests

**Points:** 24 at Indiana, 1/29/12  
**Rebounds:** 5 vs. N. Illinois, 11/17/11  
**FGM:** 8 at Indiana, 1/29/12  
**FGA:** 12 at Indiana, 1/29/12  
**3-pt FG:** 6 at Indiana, 1/29/12  
**3-pt FGA:** 8 at Indiana, 1/29/12  
**FTM:** 4 vs. Clemson, 11/29/11  
**FTA:** 4, 2x, last vs. Boise State, 12/22/11  
**Assists:** 4 vs. Chicago State, 11/11/11  
**Steals:** 2 vs. Clemson, 11/29/11  
**Blocks:** 1, 2x, last vs. Drake, 12/17/11  
**Minutes:** 35 vs. Indiana, 2/19/12

#### CAREER STATISTICS

YEAR	G/GS	FG-A	PCT	3-PT	PCT	FT-A	PCT	RB	AVG	PF-FO	AS	TO	BK	ST	PTS	AVG
Fresh.	28/3	57-151	.377	33-95	.347	23-32	.719	43	1.5	18-0	34	11	2	5	170	6.1



# IOWA HAWKEYE BASKETBALL

## Updated Iowa Player Bio

### Gabriel Olaseni



# 0

**Fr., 6-10, 225, Center**  
**London, England**  
**Sunrise Christian Academy**

- Saw action in 15 contests, including five of the last six
- Scored eight points and corralled four rebounds in win over Chicago State
- Grabbed five rebounds and had an assist in win over Northern Illinois
- Made his only field goal attempt and grabbed one rebound in win over IPFW
- Equaled a career best with eight points, on 4-of-5 field goal attempts, and tallied a career-high three blocks in win over Central Arkansas
- Notched two points and two blocks at #16 Indiana
- Collected a career-high two steals at Penn State

#### Personal Bests

**Points:** 8, 2x, last C. Arkansas, 12/19/11  
**Rebounds:** 5 vs. N. Illinois, 11/17/11  
**FGM:** 4 vs. C. Arkansas, 12/19/11  
**FGA:** 5 vs. C. Arkansas, 12/19/11  
**3-pt FG:** ---  
**3-pt FGA:** ---  
**FTM:** 6 vs. Chicago State, 11/11/11  
**FTA:** 8 vs. Chicago State, 11/11/11  
**Assists:** 1, 3x, last C. Arkansas, 12/19/11  
**Steals:** 2 at Penn State, 2/16/12  
**Blocks:** 3 vs. C. Arkansas, 12/19/11  
**Minutes:** 12 vs. N. Illinois, 11/17/11

### 2011-12 Game-by-Game

Opponent	Date	gs	min	Total		3-Pointers		Free throws		Rebounds				pf	a	t/o	blk	stl	pts	avg
				fg-fga	pct	3fg-fga	pct	ft-fa	pct	off	def	tot	avg							
CHICAGO STATE	11/11/11	9	1-2	.500	0-0	.000	6-8	.750	3	1	4	4.0	1	0	0	0	0	8	8.0	
NORTHERN ILLINOIS	11/17/11	12	0-3	.000	0-0	.000	0-0	.000	2	3	5	4.5	0	1	1	0	0	0	4.0	
vs Creighton	11/20/11	3	0-0	.000	0-0	.000	0-0	.000	1	0	1	3.3	0	0	0	0	0	0	2.7	
IPFW	11/26/11	5	1-1	1.000	0-0	.000	0-0	.000	0	1	1	2.8	1	0	1	0	0	2	2.5	
CLEMSON	11/29/11	5	0-0	.000	0-0	.000	0-0	.000	0	0	0	2.2	0	1	0	0	0	0	2.0	
at Northern Iowa	12/06/11	1	0-0	.000	0-0	.000	0-0	.000	0	0	0	1.8	0	0	0	0	0	0	1.7	
CENTRAL ARKANSAS	12/19/11	9	4-5	.800	0-0	.000	0-0	.000	1	1	2	1.9	1	1	0	3	0	8	2.6	
at Wisconsin	12/31/11	2	0-1	.000	0-0	.000	0-0	.000	0	0	0	1.6	0	0	0	0	0	0	2.3	
OHIO STATE	01/07/12	7	1-1	1.000	0-0	.000	0-1	.000	0	1	1	1.6	1	0	1	0	1	2	2.2	
at Michigan State	01/10/12	5	0-0	.000	0-0	.000	0-0	.000	0	3	3	1.7	1	0	0	1	1	0	2.0	
at Indiana	01/29/12	9	0-1	.000	0-0	.000	2-4	.500	0	1	1	1.6	1	0	1	2	0	2	2.0	
MINNESOTA	02/01/12	3	0-0	.000	0-0	.000	0-0	.000	0	0	0	1.5	0	0	1	0	0	0	1.8	
at Northwestern	02/09/12	1	0-0	.000	0-0	.000	0-0	.000	0	0	0	1.4	0	0	0	0	0	0	1.7	
at Penn State	2/16/12	6	0-2	.000	0-0	.000	0-0	.000	1	0	1	1.4	1	0	1	1	2	0	1.6	
INDIANA	02/19/12	1	0-0	.000	0-0	.000	0-0	.000	0	0	0	1.3	3	0	1	0	0	0	1.5	
<b>Totals</b>		<b>0</b>	<b>78</b>	<b>7-16</b>	<b>.438</b>	<b>0-0</b>	<b>.000</b>	<b>8-13</b>	<b>.615</b>	<b>8</b>	<b>11</b>	<b>19</b>	<b>1.3</b>	<b>10</b>	<b>3</b>	<b>7</b>	<b>4</b>	<b>22</b>	<b>1.5</b>	

Games played: 15  
 Minutes/game: 5.2  
 Points/game: 1.5  
 FG Pct: 43.8  
 FT Pct: 61.5

Rebounds/game: 1.3  
 Assists/game: 0.2  
 Turnovers/game: 0.5  
 Assist/turnover ratio: 0.4  
 Steals/game: 0.3  
 Blocks/game: 0.5

#### CAREER STATISTICS

YEAR	G/GS	FG-A	PCT	3-PT	PCT	FT-A	PCT	RB	AVG	PF-FO	AS	TO	BK	ST	PTS	AVG
Fresh.	15/0	7-16	.438	0-0	.000	8-13	.615	19	1.3	10-0	3	7	7	4	22	1.5





# IOWA HAWKEYE BASKETBALL

## Updated Iowa Player Bio

### Christopher Rickert



# 11

### 2011-12 Game-by-Game

Opponent	Date	gs	min	Total		3-Pointers		Free throws		Rebounds				pf	a	t/o	blk	stl	pts	avg
				fg-fga	pct	3fg-fga	pct	ft-fa	pct	off	def	tot	avg							
CENTRAL ARKANSAS	12/19/11	2		0-0	.000	0-0	.000	0-0	.000	0	0	0	0.0	0	0	0	0	0	0	0.0
Totals		0	2	0-0	.000	0-0	.000	0-0	.000	0	0	0	0.0	0	0	0	0	0	0	0.0

Games played: 1  
Minutes/game: 2.0

**Jr, 6-3, 180, Junior**  
**Sioux City, Iowa**  
**Bixhop Heelan HS**

- Non-scholarship athlete
- Saw first career action in win over Central Arkansas

#### Personal Bests

Points: ---  
 Rebounds: ---  
 FGM: ---  
 FGA: ---  
 3-pt FG: ---  
 3-pt FGA: ---  
 FTM: ---  
 FTA: ---  
 Assists: ---  
 Steals: ---  
 Blocks: ---  
 Minutes: 2 vs. C. Arkansas, 12/19/11

#### CAREER STATISTICS

YEAR	G/GS	FG-A	PCT	3-PT	PCT	FT-A	PCT	RB	AVG	PF-FO	AS	TO	BK	ST	PTS	AVG
Fresh.	1/0	0-0	.000	0-0	.000	0-0	.000	0	0.0	0-0	0	0	0	0	0	0.0



# IOWA HAWKEYE BASKETBALL

## Updated Iowa Player Bio

### Darius Stokes



# 34

**Fr.-RS, 6-7, 203, Forward**  
**Cedar Rapids, Iowa**  
**Linn-Mar HS**

- Non-scholarship athlete
- Redshirted last season
- Saw action in 11 career games, including the last two
- Had one rebound in his first collegiate game vs. Chicago State
- Scored first career points on an offensive rebound putback and rejected a shot vs. Creighton
- Tallied a steal, block and rebound in three minutes of action against Clemson
- Grabbed a career-high four rebounds and had an assist in win over Central Arkansas
- Scored on a tip-in during a crucial stretch in Iowa's home win over #18 Indiana

#### Personal Bests

**Points:** 2, 2x, last vs. Indiana, 2/19/12  
**Rebounds:** 4 vs. C. Arkansas, 12/19/11  
**FGM:** 1 vs. Creighton, 11/20/11  
**FGA:** 1, 4x, last vs. Ohio State, 1/7/12  
**3-pt FG:** ---  
**3-pt FGA:** ---  
**FTM:** ---  
**FTA:** ---  
**Assists:** 1, 2x, last vs. C. Arkansas, 12/19/11  
**Steals:** 1 vs. Clemson, 11/29/11  
**Blocks:** 1, 2x, last vs. Clemson, 11/29/11  
**Minutes:** 6 vs. C. Arkansas, 12/19/11

### 2011-12 Game-by-Game

Opponent	Date	gs	min	Total		3-Pointers		Free throws		Rebounds				pf	a	t/o	blk	stl	pts	avg
				fg-fga	pct	3fg-fga	pct	ft-fa	pct	off	def	tot	avg							
CHICAGO STATE	11/11/11	4	0-1	.000	0-0	.000	0-0	.000	0	1	1	1.0	1	0	1	0	0	0	0	0.0
NORTHERN ILLINOIS	11/17/11	4	0-1	.000	0-0	.000	0-0	.000	0	0	0	0.5	1	1	0	0	0	0	0	0.0
vs Creighton	11/20/11	2	1-1	1.000	0-0	.000	0-0	.000	1	0	1	0.7	0	0	0	1	0	2	0.7	
CLEMSON	11/29/11	3	0-0	.000	0-0	.000	0-0	.000	0	1	1	0.8	1	0	0	1	1	0	0.5	
BROWN	12/03/11	3	0-0	.000	0-0	.000	0-0	.000	0	0	0	0.6	0	0	0	0	0	0	0.4	
CENTRAL ARKANSAS	12/19/11	6	0-0	.000	0-0	.000	0-0	.000	0	4	4	1.2	2	1	1	0	0	0	0.3	
OHIO STATE	01/07/12	4	0-1	.000	0-0	.000	0-0	.000	0	1	1	1.1	0	0	0	0	0	0	0.3	
at Indiana	01/29/12	1	0-0	.000	0-0	.000	0-0	.000	0	0	0	1.0	0	0	0	0	0	0	0.3	
at Northwestern	02/09/12	1	0-0	.000	0-0	.000	0-0	.000	0	0	0	0.9	0	0	0	0	0	0	0.2	
INDIANA	02/19/12	5	1-1	1.000	0-0	.000	0-0	.000	1	0	1	0.9	1	0	0	0	0	2	0.4	
WISCONSIN	02/23/12	2	0-0	.000	0-0	.000	0-0	.000	0	0	0	0.8	0	0	0	0	0	0	0.4	
<b>Totals</b>		0	35	2-5	.400	0-0	.000	0-0	.000	2	7	9	0.8	6	2	2	2	1	4	0.4

Games played: 11  
 Minutes/game: 3.2  
 Points/game: 0.4  
 FG Pct: 40.0

Rebounds/game: 0.8  
 Assists/game: 0.2  
 Turnovers/game: 0.2  
 Assist/turnover ratio: 1.0  
 Steals/game: 0.1  
 Blocks/game: 0.2

#### CAREER STATISTICS

YEAR	G/GS	FG-A	PCT	3-PT	PCT	FT-A	PCT	RB	AVG	PF-FO	AS	TO	BK	ST	PTS	AVG
Fresh.	11/0	2-5	.400	0-0	.000	0-0	.000	9	0.8	6-0	2	2	2	1	4	0.4



# IOWA HAWKEYE BASKETBALL

## Updated Iowa Player Bio

### Branden Stubbs



# 32

**So., 6-2, 175, Guard**  
**Pleasant Hill, Iowa**  
**Des Moines Christian HS**

- Non-scholarship athlete
- Saw action in 15 career contests
- Scored five points and had two steals and an assist in win over Chicago State
- Matched a personal best with two steals and scored three points in win over Northern Illinois
- Recorded two points against Clemson, going 2-of-2 from the charity stripe
- Tallied career highs in assists (3) and rebounds (2), and scored two points in win over Central Arkansas

#### Personal Bests

**Points:** 12 vs. SIUE, 11/26/10  
**Rebounds:** 2 vs. C. Arkansas, 12/19/11  
**FGM:** 3 vs. SIUE, 11/26/10  
**FGA:** 3, 2x, last vs. C. Arkansas, 12/19/11  
**3-pt FG:** 2 vs. SIUE, 11/26/10  
**3-pt FGA:** 2 vs. SIUE, 11/26/10  
**FTM:** 4 vs. SIUE, 11/26/10  
**FTA:** 4 vs. SIUE, 11/26/10  
**Assists:** 3 vs. C. Arkansas, 12/19/11  
**Steals:** 2, 2x, last vs. N. Illinois, 11/17/11  
**Blocks:** ---  
**Minutes:** 9 vs. SIUE, 11/26/10

### 2011-12 Game-by-Game

Opponent	Date	gs	min	Total		3-Pointers		Free throws		Rebounds				pf	a	t/o	blk	stl	pts	avg
				fg-fga	pct	3fg-fga	pct	ft-fa	pct	off	def	tot	avg							
CHICAGO STATE	11/11/11	6	2-2	1.000	1-1	1.000	0-0	.000	0	0	0	0.0	0	1	1	0	2	5	5.0	
NORTHERN ILLINOIS	11/17/11	8	1-2	.500	1-2	.500	0-0	.000	0	0	0	0.0	0	0	0	0	2	3	4.0	
vs Creighton	11/20/11	4	0-1	.000	0-0	.000	0-0	.000	0	1	1	0.3	1	1	0	0	0	0	2.7	
CLEMSON	11/29/11	2	0-0	.000	0-0	.000	2-2	1.000	0	0	0	0.3	0	0	0	0	0	2	2.5	
BROWN	12/03/11	3	0-0	.000	0-0	.000	0-0	.000	0	0	0	0.2	1	0	2	0	0	0	2.0	
CENTRAL ARKANSAS	12/19/11	6	1-3	.333	0-0	.000	0-0	.000	0	2	2	0.5	1	3	1	0	0	2	2.0	
OHIO STATE	01/07/12	2	0-0	.000	0-0	.000	0-0	.000	0	0	0	0.4	0	0	1	0	0	0	1.7	
at Michigan State	01/10/12	2	0-0	.000	0-0	.000	0-0	.000	0	0	0	0.4	0	0	0	0	0	0	1.5	
at Indiana	01/29/12	3	1-1	1.000	0-0	.000	0-0	.000	0	0	0	0.3	0	1	0	0	0	2	1.6	
at Northwestern	02/09/12	1	0-0	.000	0-0	.000	0-0	.000	0	0	0	0.3	0	0	1	0	0	0	1.4	
INDIANA	02/19/12	2	0-0	.000	0-0	.000	0-0	.000	0	0	0	0.3	0	0	0	0	0	0	1.3	
Totals		0	39	5-9	.556	2-3	.667	2-2	1.000	0	3	3	0.3	3	6	6	0	4	14	1.3

Games played: 11  
 Minutes/game: 3.5  
 Points/game: 1.3  
 FG Pct: 55.6  
 3FG Pct: 66.7  
 FT Pct: 100.0

Rebounds/game: 0.3  
 Assists/game: 0.5  
 Turnovers/game: 0.5  
 Assist/turnover ratio: 1.0  
 Steals/game: 0.4

#### CAREER STATISTICS

YEAR	G/GS	FG-A	PCT	3-PT	PCT	FT-A	PCT	RB	AVG	PF-FO	AS	TO	BK	ST	PTS	AVG
Fresh.	4/0	3-4	.750	2-3	.667	4-4	1.000	1	0.3	0-0	0	1	0	1	12	3.0
Soph.	10/0	5-9	.556	2-3	.667	2-2	1.000	3	0.3	3-0	6	6	0	4	14	1.3
TOTALS	14/0	8-13	.615	4-6	.667	6-6	1.000	4	0.3	3-0	6	7	0	5	26	1.7



# IOWA HAWKEYE BASKETBALL

## Updated Iowa Player Bio

### Aaron White



# 30

**Fr., 6-8, 225, Forward**  
**Strongsville, Ohio**  
**Strongsville HS**

- ESPN.com recently named White the 15th-best freshmen in the country, the third best in the Big Ten
- Three-time Big Ten Freshman of the Week (Nov. 14, Dec. 26 and Feb. 6)
- Started the last seven contests
- Led Iowa in rebounding the last five games, the longest streak by a Hawkeye this season
- Ranks first in team rebounding (5.6) and seventh in the Big Ten
- Ranks third in team scoring (10.4)
- Has scored in double figures 12 of the last 18 contests
- Grabbed double-digit rebounds three of the last four contests (at Northwestern, at Penn State, vs. Indiana)
- Averaged 14 points and 9.4 rebounds the last five games
- Posted back-to-back double-doubles (Northwestern and Penn State) and three overall (Chicago State)
- Became the first Hawkeye freshman, since Dick Lyles in 1943, to score 19 points in a season opener when he posted 19 points and 10 rebounds in win over Chicago State
- Became the first Hawkeye rookie to post a double-double in a season opener since Dean Oliver in 1997
- Netted nine points and had nine boards in victory over Brown
- Recorded seven points and three rebounds in six minutes of action at UNI
- Tallied 10 points, five rebounds, and first career block in win over Drake, going a perfect 4-of-4 from the field and 1-of-1 from 3-point range
- Set career highs in field goals made (8) and field goals attempted (13) while scoring 17 points and blocking two shots in win over Central Arkansas
- Notched 18 points and six boards in 27 minutes in win over Boise State, on 6-of-8 field goals and 6-of-7 free throws

### 2011-12 Game-by-Game

Opponent	Date	gs	min	Total		3-Pointers		Free throws		Rebounds				pf	a	t/o	blk	stl	pts	avg
				fg-fga	pct	3fg-fga	pct	ft-fga	pct	off	def	tot	avg							
CHICAGO STATE	11/11/11	18	6-12	.500	2-3	.667	5-5	1.000	4	6	10	10.0	1	0	1	0	2	19	19.0	
NORTH CAROLINA A&T	11/14/11	12	1-5	.200	0-2	.000	0-0	.000	2	2	4	7.0	1	0	4	0	1	2	10.5	
NORTHERN ILLINOIS	11/17/11	21	4-6	.667	1-1	1.000	0-1	.000	2	2	4	6.0	3	1	2	1	0	9	10.0	
vs Creighton	11/20/11	21	2-10	.200	0-2	.000	3-6	.500	2	1	3	5.3	0	0	2	0	2	7	9.3	
CAMPBELL	11/23/11	9	1-7	.143	0-0	.000	0-0	.000	1	3	4	5.0	1	0	0	0	0	2	7.8	
IPFW	11/26/11	18	3-6	.500	0-1	.000	2-2	1.000	2	0	2	4.5	1	0	2	0	2	8	7.8	
CLEMSON	11/29/11	17	2-4	.500	0-1	.000	0-0	.000	0	4	4	4.4	2	0	0	0	0	4	7.3	
BROWN	12/03/11	19	3-10	.300	0-3	.000	3-4	.750	4	5	9	5.0	1	1	1	0	0	9	7.5	
at Northern Iowa	12/06/11	6	2-3	.667	0-1	.000	3-4	.750	2	1	3	4.8	2	1	1	0	0	7	7.4	
at Iowa State	12/09/11	21	2-8	.250	0-1	.000	3-3	1.000	1	2	3	4.6	5	2	1	0	2	7	7.4	
DRAKE	12/17/11	18	4-4	1.000	1-1	1.000	1-2	.500	2	3	5	4.6	2	1	1	1	0	10	7.6	
CENTRAL ARKANSAS	12/19/11	21	8-13	.615	1-3	.333	0-0	.000	3	2	5	4.7	1	2	1	2	2	17	8.4	
BOISE STATE	12/22/11	27	6-8	.750	0-1	.000	6-7	.857	1	5	6	4.8	2	0	1	0	1	18	9.2	
PURDUE	12/28/11	19	2-4	.500	0-2	.000	3-4	.750	1	2	3	4.6	1	0	2	1	0	7	9.0	
at Wisconsin	12/31/11	20	6-7	.857	2-2	1.000	4-4	1.000	2	2	4	4.6	3	1	1	1	0	18	9.6	
at Minnesota	01/04/12	26	4-7	.571	0-1	.000	2-5	.400	3	3	6	4.7	2	2	2	0	1	10	9.6	
OHIO STATE	01/07/12	15	0-3	.000	0-1	.000	3-4	.750	0	3	3	4.6	0	0	2	1	0	3	9.2	
at Michigan State	01/10/12	26	5-7	.714	0-1	.000	5-9	.556	4	2	6	4.7	2	0	2	2	2	15	9.6	
MICHIGAN	01/14/12	23	2-6	.333	0-0	.000	8-10	.800	1	4	5	4.7	2	0	2	0	1	12	9.7	
at Purdue	01/17/12	27	2-6	.333	0-1	.000	5-7	.714	1	4	5	4.7	4	0	0	2	0	9	9.7	
NEBRASKA	01/26/12	28	4-6	.667	0-1	.000	3-4	.750	5	4	9	4.9	0	0	0	0	1	11	9.7	
at Indiana	01/29/12	* 23	4-9	.444	1-2	.500	0-1	.000	0	1	1	4.7	5	1	2	0	0	9	9.7	
MINNESOTA	02/01/12	* 28	2-7	.286	0-1	.000	5-7	.714	3	4	7	4.8	3	2	0	1	1	9	9.7	
PENN STATE	02/04/12	* 32	5-9	.556	2-4	.500	5-6	.833	3	6	9	5.0	2	4	2	3	2	17	10.0	
at Northwestern	02/09/12	* 35	7-10	.700	2-3	.667	1-1	1.000	4	8	12	5.3	2	1	4	1	0	17	10.2	
at Penn State	2/16/12	* 34	6-11	.545	1-3	.333	3-4	.750	3	7	10	5.5	1	1	4	3	1	16	10.5	
INDIANA	02/19/12	* 32	4-10	.400	0-0	.000	0-1	.000	3	7	10	5.6	2	1	1	1	1	8	10.4	
WISCONSIN	02/23/12	* 35	5-7	.714	0-0	.000	2-5	.400	0	6	6	5.6	1	2	0	1	0	12	10.4	
<b>Totals</b>		<b>7</b>	<b>631</b>	<b>102-205</b>	<b>.498</b>	<b>13-42</b>	<b>.310</b>	<b>75-106</b>	<b>.708</b>	<b>59</b>	<b>99</b>	<b>158</b>	<b>5.6</b>	<b>52</b>	<b>23</b>	<b>41</b>	<b>21</b>	<b>22</b>	<b>292</b>	<b>10.4</b>

Games played: 28  
 Minutes/game: 22.5  
 Points/game: 10.4  
 FG Pct: 49.8  
 3FG Pct: 31.0  
 FT Pct: 70.8

Rebounds/game: 5.6  
 Assists/game: 0.8  
 Turnovers/game: 1.5  
 Assist/turnover ratio: 0.6  
 Steals/game: 0.8  
 Blocks/game: 0.8

- Scored 16 of his game-high 18 points in the second half and grabbed four rebounds in win at #11 Wisconsin
- Totaled 10 points, 6 rebounds, and 2 assists in 26 minutes of play in the win at Minnesota
- Led team in scoring with 15 points and grabbed six rebounds at #6 Michigan State
- Scored 12 points, setting career highs in free throws made and attempted (8-of-10), in win over #13 Michigan
- Recorded nine points off the bench at Purdue
- Tallied 11 points and nine rebounds off the bench in home contest against Nebraska
- Started first career game at #16 Indiana, notching nine points
- Notched nine points, seven rebounds, two assists in home win over Minnesota
- Set or equaled career highs in 3-pointers made (2), 3-pointers attempted (4), assists (4), steals (2), blocks (3), and minutes (32) in home win over Penn State, to go along with 17 points
- Grabbed a career-high 12 rebounds at Northwestern, to go along with a team-high 17 points for his second double-double

- Totaled 16 points and snagged 10 rebounds at Penn State, registering his second consecutive double-double
- Pulled down a team-high 10 rebounds and scored eight points in home win over #18 Indiana
- Scored 12 points and grabbed six rebounds in 35 minutes in win over #15 Wisconsin

#### Personal Bests

**Points:** 19 vs. Chicago State, 11/11/11  
**Rebounds:** 12 at Northwestern, 12/9/12  
**FGM:** 8 vs. C. Arkansas, 12/19/11  
**FGA:** 13 vs. C. Arkansas, 12/19/11  
**3-pt FG:** 2, 4x, last at Northwestern, 12/9/12  
**3-pt FGA:** 4 vs. Penn State, 2/4/12  
**FTM:** 8 vs. Michigan, 1/14/12  
**FTA:** 10 vs. Michigan, 1/14/12  
**Assists:** 4 vs. Penn State, 2/4/12  
**Steals:** 2, 6x, last vs. Penn State, 2/4/12  
**Blocks:** 3, 2x, last at Penn State, 2/16/12  
**Minutes:** 32 vs. Penn State, 2/4/12

#### CAREER STATISTICS

YEAR	G/GS	FG-A	PCT	3-PT	PCT	FT-A	PCT	RB	AVG	PF-FO	AS	TO	BK	ST	PTS	AVG
Fresh.	28/7	102-205	.498	13-42	.310	75-106	.708	158	5.6	52-23	23	41	21	22	292	10.4



# IOWA HAWKEYE BASKETBALL

## Game-by-Game Results

Overall: 15-13      Big Ten: 7-8      Home: 13-5      Away: 2-7      Neutral: 0-1

Date	Opponent	Result	Attend.	Top Scorer	Top Rebounder
Nov. 11	Chicago State	W, 96-53	12,897	19, Aaron White	10, Aaron White
Nov. 14	North Carolina A&T	W, 95-79	8,891	27, Matt Gatens	10, Melsahn Basabe
Nov. 17	Northern Illinois	W, 88-55	9,666	16, Josh Oglesby	7, Devon Archie
^ Nov. 20	Creighton	L, 59-82	12,746	14, Josh Oglesby	6, Eric May
Nov. 23	Campbell	L, 61-77	10,501	17, Matt Gatens	7, Zach McCabe
Nov. 26	IPFW	W, 82-72	9,904	22, Matt Gatens	4, Basabe, Gatens, Brommer
§ Nov. 29	Clemson	L, 55-71	10,449	15, Josh Oglesby	7, Zach McCabe
Dec. 3	Brown	W, 75-54	10,399	14, Melsahn Basabe	10, Melsahn Basabe
Dec. 6	at Northern Iowa	L, 60-80	6,834	14, Roy Devyn Marble	6, Melsahn Basabe
+ Dec. 9	at Iowa State	L, 76-86	14,356	21, Roy Devyn Marble	9, Melsahn Basabe
Dec. 17	Drake	W, 82-68	10,479	20, Matt Gatens	6, McCabe, Gatens
Dec. 19	Central Arkansas	W, 105-64	9,382	19, Roy Devyn Marble	9, Melsahn Basabe
Dec. 22	Boise State	W, 81-72	13,122	18, White, Marble	11, Melsahn Basabe
* Dec. 28	Purdue	L, 76-79	13,314	17, Roy Devyn Marble	8, Melsahn Basabe
* Dec. 31	at #11 Wisconsin	W, 72-65	17,230	18, Aaron White	12, Matt Gatens
* Jan. 4	at Minnesota	W, 64-62	12,018	19, Matt Gatens	7, Zach McCabe
* Jan. 7	#6 Ohio State	L, 47-76	15,400	9, Eric May	6, Eric May
* Jan. 10	at #6 Michigan State	L, 61-95	14,797	15, Aaron White	8, Roy Devyn Marble
* Jan. 14	#13 Michigan	W, 75-59	12,366	19, Matt Gatens	7, May, McCabe
* Jan. 17	at Purdue	L, 68-75	14,134	20, Zach McCabe	6, Matt Gatens
* Jan. 26	Nebraska	L, 73-79	10,538	20, Zach McCabe	9, Aaron White
* Jan. 29	at #16 Indiana	L, 89-103	17,243	24, Josh Oglesby	3, Basabe, Marble
* Feb. 1	Minnesota	W, 63-59	11,232	18, Matt Gatens	10, Zach McCabe
* Feb. 4	Penn State	W, 77-64	13,510	18, Matt Gatens	9, Aaron White
* Feb. 9	at Northwestern	L, 64-83	6,013	17, Aaron White	12, Aaron White
* Feb. 16	at Penn State	L, 64-69	6,794	21, Matt Gatens	10, Aaron White
* Feb. 19	#18 Indiana	W, 78-66	13,282	30, Matt Gatens	10, Aaron White
* Feb. 23	#15 Wisconsin	W, 67-66	14,248	33, Matt Gatens	6, Aaron White

^ - Dale Howard Classic, Des Moines, Iowa

§ - Big Ten / ACC Challenge

+ - Iowa Corn Cy-Hawk Series

\* - Big Ten Conference Game

% - Big Ten Tournament, Indianapolis, Ind.

Attendance Summary	Games	Totals	Average
Home	18	209,580	11,644
Away	9	109,419	12,158
Neutral	1	12,746	12,746
<b>Totals</b>	<b>28</b>	<b>331,745</b>	<b>11,849</b>



# IOWA HAWKEYE BASKETBALL

## Game-by-Game Statistics

Team	Score	FG-A	PCT	3-PT. FG	PCT	FT-A	PCT	REB	PF	AS	TO	BS	ST
at Iowa	96	30-70	.429	9-27	.333	27-32	.844	43	13	22	10	1	14
Chicago State	53	23-54	.426	1-10	.100	6-10	.600	32	22	13	27	2	3
at Iowa	95	33-67	.493	9-26	.346	20-27	.741	53	22	20	22	2	7
North Carolina A&T	79	26-69	.377	10-28	.357	17-23	.739	32	21	17	13	0	10
at Iowa	88	33-61	.541	13-21	.619	9-13	.692	35	13	26	9	2	10
Northern Illinois	55	19-54	.352	6-22	.273	11-18	.611	34	12	11	16	3	3
Iowa	59	21-59	.356	7-21	.333	10-19	.526	28	14	10	8	3	10
vs. Creighton	82	32-58	.552	9-19	.474	9-13	.692	43	16	20	15	2	4
at Iowa	61	24-66	.364	3-11	.273	10-12	.833	29	21	10	14	2	10
Campbell	77	28-45	.622	4-8	.500	17-23	.739	34	15	17	22	10	4
at Iowa	82	28-51	.549	5-11	.455	21-33	.636	26	19	17	15	0	13
IPFW	72	23-44	.523	7-18	.389	19-26	.731	30	24	11	24	2	2
at Iowa	55	16-56	.286	3-11	.273	20-22	.909	27	11	5	10	3	8
Clemson	71	28-54	.519	11-21	.524	4-7	.571	42	21	20	19	3	2
at Iowa	75	28-69	.406	2-10	.200	17-24	.708	56	17	15	10	3	8
Brown	54	21-60	.350	4-22	.182	8-17	.471	37	20	12	12	2	5
Iowa	60	28-55	.509	1-12	.083	3-9	.333	33	25	10	12	0	5
at Northern Iowa	80	20-44	.455	11-21	.524	29-33	.879	27	15	9	10	3	2
Iowa	76	24-56	.429	6-13	.462	22-25	.880	30	24	12	12	0	6
at Iowa State	86	28-51	.549	8-19	.500	22-31	.710	32	22	17	12	3	4
at Iowa	82	28-56	.500	3-13	.231	23-29	.793	32	17	16	12	6	12
Drake	68	23-54	.426	5-19	.263	17-23	.739	33	23	7	19	2	5
at Iowa	105	42-76	.553	5-13	.385	16-21	.762	53	15	32	14	7	12
Central Arkansas	64	23-73	.315	8-19	.500	10-14	.714	38	17	15	19	2	8
at Iowa	81	26-54	.481	4-12	.333	25-31	.806	35	11	14	5	8	6
Boise State	72	29-62	.468	8-18	.444	6-12	.500	34	22	13	8	1	1
at Iowa	76	26-55	.473	3-11	.273	21-29	.724	34	13	15	10	4	1
Purdue	79	33-66	.500	6-20	.300	7-11	.636	35	21	11	7	1	6
Iowa	72	29-59	.492	2-6	.333	12-17	.706	41	17	10	10	4	2
at #11 Wisconsin	65	24-69	.348	3-28	.107	14-17	.824	39	18	9	8	5	3
Iowa	64	23-50	.460	4-12	.333	14-24	.583	33	13	12	12	1	10
at Minnesota	62	26-58	.448	4-23	.174	6-10	.600	34	20	16	12	5	9
at Iowa	47	17-53	.321	3-12	.250	10-13	.769	31	10	7	20	6	10
#6 Ohio State	76	33-64	.516	7-14	.500	3-7	.429	41	18	21	15	2	12
Iowa	61	23-63	.365	4-14	.286	11-19	.579	33	16	12	21	4	8
at #6 Michigan State	95	37-60	.617	10-18	.556	11-15	.733	37	17	25	15	3	16
at Iowa	75	25-54	.463	5-12	.417	20-28	.714	39	17	18	8	1	8
#13 Michigan	59	20-52	.358	8-31	.258	11-17	.647	30	22	9	10	0	2
Iowa	68	22-49	.449	5-12	.417	19-30	.633	32	25	10	13	5	6
at Purdue	75	23-56	.411	4-15	.267	25-35	.714	41	23	12	10	3	7
at Iowa	73	27-55	.491	6-19	.316	13-18	.722	27	18	11	8	4	7
Nebraska	79	27-52	.519	7-20	.350	18-24	.750	34	15	15	11	1	6
Iowa	89	34-54	.630	8-15	.533	13-21	.619	22	23	16	17	6	6
at #16 Indiana	103	37-67	.552	4-16	.250	25-31	.806	37	17	20	13	5	7
at Iowa	63	21-56	.375	4-14	.286	17-26	.654	39	13	13	10	3	11
Minnesota	59	20-51	.392	10-19	.526	9-14	.643	35	18	17	16	6	1
at Iowa	77	22-48	.458	4-13	.308	29-34	.853	38	12	16	14	6	7
Penn State	64	25-62	.403	10-29	.345	4-7	.571	31	27	12	15	2	6
Iowa	64	23-45	.511	7-14	.500	11-15	.733	29	20	14	18	2	2
at Northwestern	83	27-48	.563	13-25	.250	16-23	.696	21	15	22	7	3	11
Iowa	64	20-49	.408	6-18	.333	18-27	.667	34	18	13	12	7	6
at Penn State	69	21-53	.396	5-17	.294	22-28	.786	34	22	11	8	3	7
at Iowa	78	27-63	.429	9-18	.500	15-21	.714	41	18	12	11	7	9
#18 Indiana	66	20-53	.377	6-16	.375	20-26	.769	35	19	13	14	4	2
at Iowa	67	24-50	.480	10-18	.556	9-15	.600	29	12	18	13	4	6
#15 Wisconsin	66	29-57	.509	6-16	.375	2-3	.667	31	16	11	13	6	6





# IOWA HAWKEYE BASKETBALL

## Season & Career Bests

### Season Bests

Player	Points	3-Pointers	Rebounds	Assists	Blocks	Steals
Devon Archie	4, three times	---	7, N. Illinois	1, three times	2, Ohio State	2, twice
Melsahn Basabe	18, Iowa State	---	11, Boise State	2, twice	5, Indiana	2, four times
Andrew Brommer	9, Brown	---	5, twice	1, three times	2, Brown	3, IPFW
Bryce Cartwright	17, twice	1, Ohio State	7, Penn State	9, N. Illinois	---	2, five times
Cody Cox	---	---	1, Chicago State	---	---	---
Kyle Denning	2, twice	---	1, C. Arkansas	---	---	---
Matt Gatens	33, Wisconsin	7, twice	12, Wisconsin	5, three times	2, Wisconsin	4, Indiana
Roy Devyn Marble	21, Iowa State	1, four times	8, four times	8, Wisconsin	3, Boise State	4, Indiana
Eric May	20, NC A&T	3, NC A&T	9, NC A&T	5, Chicago State	2, Drake	3, C. Arkansas
Zach McCabe	20, twice	3, Purdue	10, Minnesota	4, Minnesota	2, Penn State	4, Minnesota
Stephen McCarty	2, N. Illinois	---	1, Ohio State	---	---	---
Josh Oglesby	24, Indiana	6, Indiana	5, N. Illinois	4, Chicago State	1, twice	2, Clemson
Gabriel Olaseni	8, twice	---	5, N. Illinois	1, three times	3, C. Arkansas	2, Penn State
Darius Stokes	2, twice	---	4, C. Arkansas	1, twice	1, twice	1, Clemson
Branden Stubbs	5, Chicago State	1, Chicago State	2, C. Arkansas	3, C. Arkansas	---	2, twice
Aaron White	19, Chicago State	2, three times	12, Northwestern	4, Penn State	3, twice	2, seven times

### Career Bests

Player	Points	3-Pointers	Rebounds	Assists	Blocks	Steals
Devon Archie	10, Xavier, '10	---	11, Xavier, '10	2, twice	3, Purdue, '11	2, three times
Melsahn Basabe	25, Michigan, '11	---	14, Iowa State, '10	2, three times	7, Iowa State, '10	2, four times
Andrew Brommer	12, twice	---	6, Ohio State, '11	3, twice	4, Minnesota, '11	3, IPFW, '11
Bryce Cartwright	25, N'western, '11	3, Cal Poly, '08	7, twice	10, Mich. State, '11	1, three times	4, LBSU, '10
Cody Cox	---	---	1, Chicago St., '11	1, SIUE, '10	---	1, SIUE, '10
Kyle Denning	2, twice	---	1, C. Arkansas, '11	---	---	---
Matt Gatens	33, Wisconsin, '12	7, twice	12, Wisconsin, '11	8, SC State, '09	2, twice	5, Idaho State, '10
Roy Devyn Marble	21, Iowa State, '11	2, three times	8, four times	8, Wisconsin, '12	3, Boise State, '11	4, Indiana, '12
Eric May	20, twice	5, Ohio State, '10	11, PVAM, '09	4, Tenn State, '10	3, three times	7, SIUE
Zach McCabe	20, twice	4, SIUE, '10	10, Minnesota, '12	4, Minnesota, '12	2, Penn State, '12	4, Minnesota, '12
Stephen McCarty	2, N. Illinois	---	1, Ohio State, '11	---	---	---
Josh Oglesby	24, Indiana, '12	6, Indiana, '12	5, N. Illinois, '11	4, Chicago State, '11	1, twice	2, Clemson, '11
Gabriel Olaseni	8, twice	---	5, N. Illinois	1, three times	3, C. Arkansas	2, Penn State, '12
Darius Stokes	2, twice	---	4, C. Arkansas, '11	1, twice	1, twice	1, Clemson, '11
Branden Stubbs	12, SIUE, '10	2, SIUE, '10	2, C. Arkansas, '11	3, C. Arkansas, '11	---	2, twice
Aaron White	19, Chicago St., '11	2, three times	12, N'western, '12	4, Penn State, '12	3, twice	2, seven times



# IOWA HAWKEYE BASKETBALL

***The Last Time...***

## **The Last Time a Player . . .**

### ***Had 30 or more points***

Iowa -- 33, Matt Gatens vs. Wisconsin, 2/23/12  
Opponent -- 30, Tim Hardaway Jr., Michigan, 2/19/11

### ***Made at least 90% of his FGA (10 att.)***

Iowa -- .909 (9-10), Luke Recker vs. Purdue, 3/07/02  
Opponent -- .917 (11-12), Cody Zeller, Indiana, 1/29/12

### ***Made 100% of his FTA (10 att.)***

Iowa -- 1.000 (10-10), Jermain Davis vs. UTSA, 11/17/08  
Opponent -- 1.000 (10-10), Morris Smith IV, UTSA, 11/15/09

### ***Had 15 or more rebounds***

Iowa -- 15, Jarryd Cole vs. Northern Iowa, 12/7/10  
Opponent -- 15, Jon Leuer, Wisconsin, 2/9/11

### ***Had 10 or more assists***

Iowa -- 10, Bryce Cartwright vs. Michigan State, 2/2/11  
Opponent -- 11, Darius Morris, Michigan, 1/30/11

### ***Had 5 or more blocks***

Iowa -- 5, Melsahn Basabe vs. Indiana, 2/19/12  
Opponent -- 6, Eric Griffin, Campbell, 11/23/11

### ***Had 5 or more steals***

Iowa -- 5, Jarryd Cole at Michigan State, 3/2/11  
Opponent -- 5, Devin Gibson, UTSA, 11/17/08

## **The Last Time A Team . . .**

### ***Scored 100 or more points***

Iowa -- 105 vs. Central Arkansas, 12/19/11  
Opponent -- 103 by Indiana, 1/29/12

### ***Scored 40 or fewer points***

Iowa -- 40 at Wisconsin, 3/3/10  
Opponent -- 39 by Northern Iowa, 12/7/10

### ***Won an overtime game***

Iowa -- 75-67 (2 OT) vs. Penn State, 3/07/09  
Opponent -- 62-59 (1 OT) Wisconsin, 2/9/11

### ***Made at least 60% of its FGA (20 att.)***

Iowa -- .630 (34-54) at Indiana, 1/19/12  
Opponent -- .617 (37-60) by Michigan State, 1/10/2012

### ***Made at least 50% of its 3-pt. FGA (8 att.)***

Iowa -- .556 (10-18) vs. Wisconsin, 2/23/12  
Opponent -- .520 (13-25) by Northwestern, 2/9/12

### ***Made at least 90% of its FTA (10 att.)***

Iowa -- .909 (20-22) vs. Clemson, 11/29/11  
Opponents -- .909 (10-11) by Penn State, 1/26/11



# IOWA HAWKEYE BASKETBALL

## Season Highs And Lows/Specialty Statistics

CATEGORY	IOWA		OPPONENTS	
<u>Points</u>	High	105	Central Arkansas	103
	Low	47	Ohio State	53
<u>FG Made</u>	High	42	Central Arkansas	37
	Low	16	Clemson	19
<u>FG Att.</u>	High	76	Central Arkansas	73
	Low	45	Northwestern	44
<u>FG%</u>	High	.630	Indiana	.622
	Low	.286	Clemson	.315
<u>3FG Made</u>	High	13	Northern Illinois	13
	Low	1	Northern Iowa	1
<u>3FG Att.</u>	High	27	Chicago State	31
	Low	6	Wisconsin	8
<u>3FG%</u>	High	.619	Northern Illinois	.556
	Low	.083	Northern Iowa	.100
<u>FTM</u>	High	29	Penn State	29
	Low	3	Northern Iowa	2
<u>FTA</u>	High	34	Penn State	35
	Low	9	Northern Iowa	3
<u>FT% (min. 10)</u>	High	.909	Clemson	.879
	Low	.526	Creighton	.471
<u>Off. Reb.</u>	High	21	Brown	20
	Low	6	IPFW	4
<u>Def. Reb.</u>	High	36	Central Arkansas	34
	Low	15	Campbell/Michigan St/Indiana	14
<u>Total Reb.</u>	High	56	Brown	43
	Low	22	Indiana	21
<u>Assists</u>	High	32	Central Arkansas	25
	Low	5	Clemson	7
<u>Steals</u>	High	14	Chicago State	16
	Low	1	Purdue	1
<u>Blocks</u>	High	8	Boise State	10
	Low	0	Three times	0
<u>Turnovers</u>	High	22	North Carolina A&T	27
	Low	5	Boise State	7
<u>Fouls</u>	High	25	Northern Iowa/Purdue	24
	Low	10	Ohio State	12

GAME-BY-GAME SPECIALTY STATS					
Date	Opponent	Pts. Off	Pts. in	2nd	Fast
		TO's	Paint	Chance	Break
		IA-Opp.	IA-Opp.	IA-Opp.	IA-Opp.
11/11	Chicago State	25-8	38-42	20-4	10-16
11/14	NC A&T	15-26	28-28	23-11	12-18
11/17	Northern Illinois	28-4	34-18	11-8	16-0
11/20	Creighton	15-7	16-40	3-18	6-4
11/23	Campbell	18-9	30-36	10-6	4-0
11/26	IPFW	33-12	36-26	4-4	12-9
11/29	Clemson	16-10	24-30	6-11	9-10
12/3	Brown	14-12	44-26	18-11	10-7
12/6	at UNI	12-26	20-14	10-2	n/a
12/9	at Iowa State	16-20	30-34	9-12	0-4
12/17	Drake	21-9	40-30	18-15	4-4
12/19	Central Arkansas	35-11	64-24	20-11	23-4
12/22	Boise State	13-9	30-38	14-17	8-2
12/28	Purdue	5-8	40-44	12-11	13-8
12/31	at #11 Wisconsin	8-13	32-32	12-10	14-2
1/4	at Minnesota	13-14	28-32	14-13	8-12
1/7	#6 Ohio State	10-23	22-44	7-15	6-8
1/10	at #6 Michigan St	9-33	32-50	10-18	6-22
1/14	#13 Michigan	10-11	32-22	10-15	7-8
1/17	at Purdue	13-20	22-26	7-12	n/a
1/26	Nebraska	12-7	34-30	12-10	2-4
1/29	at #16 Indiana	17-21	40-58	11-23	8-6
2/1	Minnesota	15-7	30-10	10-12	15-10
2/4	Penn State	20-17	30-22	16-10	2-4
2/9	at Northwestern	6-20	28-26	13-4	2-13
2/16	at Penn State	7-17	20-28	7-15	2-4
2/19	#18 Indiana	14-6	24-22	19-8	2-2
2/23	#15 Wisconsin	12-7	16-32	9-11	6-5

## IOWA AND OPPONENT INDIVIDUAL HIGH PERFORMANCES

CATEGORY	IOWA	OPPONENTS
<u>Points</u>	33	Matt Gatens vs. Wisconsin 28
<u>Field Goals Made</u>	12 (12-18)	Matt Gatens vs. Wisconsin 13
<u>Field Goals Attempted</u>	18	Matt Gatens vs. Indiana, Wisconsin 19 (8-19)
<u>Field Goal Percentage (min. 5 made)</u>	.833 (5-6)	Matt Gatens vs. Northern Illinois .917 (11-12)
<u>3-Point Field Goals Made</u>	7 (7-10)	Matt Gatens vs. Indiana, Wisconsin 6
<u>3-Point Field Goals Attempted</u>	10	Matt Gatens vs. NC A&T, Indiana, Wisconsin 9
<u>3-Point Field Goals Pct. (min. 4 made)</u>	.750 (6-8)	Josh Oglesby at Indiana 1.000 (4-4)
<u>Free Throws Made</u>	10 (10-11)	Marble at Iowa St/Gatens vs. Penn St 9 (9-15)
<u>Free Throws Attempted</u>	11 (10-11)	Marble at Iowa St/Gatens vs. Penn St 15 (9-15)
<u>Free Throw Pct. (min. 7 made)</u>	1.000 (8-8)	Basabe vs. CSU/Cartwright vs. Drake 1.000
<u>Offensive Rebounds</u>	6	Zach McCabe vs. Campbell 7
<u>Defensive Rebounds</u>	10	Matt Gatens at Wisconsin 13
<u>Total Rebounds</u>	12	Gatens at Wisconsin/White at Northwestern 15
<u>Assists</u>	9	Bryce Cartwright vs. Northern Illinois 9
<u>Steals</u>	4	Gatens at IU/McCabe vs. Minn./Marble vs. IU 6
<u>Blocks</u>	5	Melsahn Basabe vs. Indiana 6
<u>Turnovers</u>	6	Bryce Cartwright at Indiana 8
		Jared Sullinger (Ohio State)
		Jared Sullinger (Ohio State)
		Abdel Nader (Northern Illinois)
		Cody Zeller (Indiana)
		Clayborn (Central Arkansas)/Richardson (Nebraska)
		Welch (Minnesota)/Hollins (Minnesota)
		Hill (NC A&T)/Dingman (Creighton)/Roth (IU)
		Bubu Palo (Iowa State)
		Bubu Palo (Iowa State)
		McCorkle (IPFW)/James (UNI)/Oladipo (IU)
		Jordan Harks (Central Arkansas)
		Tanner Smith (Clemson)
		Jordan Harks (Central Arkansas)
		Keith Appling (Michigan State)/Verdel Jones (Ind.)
		Julian Welch (Minnesota)
		Eric Griffin (Campbell)
		Robinson (Chicago State)/White (Campbell)



# IOWA HAWKEYE BASKETBALL

## 2011-12 Iowa Record When . . .

When playing at home:	13-5	When leading at the half:	11-2	When wearing White:	12-5
When playing on the road:	2-7	When trailing at the half:	2-11	When wearing Black:	2-7
When playing on a neutral court:	0-1	When tied at the half:	2-0	When wearing Gold:	1-1
When Iowa scores 100 points or more:	1-0	Iowa field goal percentage at home:	477-1050	.454	
When Iowa scores 90-99 points:	2-0	Iowa field goal percentage on road:	247-539	.458	
When Iowa scores 80-89 points:	4-1	Iowa 3-point percentage at home:	100-232	.431	
When Iowa scores 70-79 points:	5-3	Iowa 3-point percentage on road:	50-137	.365	
When Iowa scores under 70 points:	3-9	Iowa free throw percentage at home:	322-428	.752	
		Iowa free throw percentage on road:	133-206	.646	
When opponent scores 100 points or more:	0-1	On Sunday:	1-2		
When opponent scores 90-99 points:	0-1	On Monday:	2-0		
When opponent scores 80-89 points:	0-4	On Tuesday:	0-4		
When opponent scores 70-79 points:	3-6	On Wednesday:	2-2		
When opponent scores 60-69 points:	7-1	On Thursday:	3-3		
When opponent scores fewer than 60 points:	5-0	On Friday:	1-1		
		On Saturday:	6-1		
When Iowa shoots at least 50% from the field:	4-3	On BTN:	6-6		
When Iowa shoots less than 50% from the field:	11-10	On CBS:	0-0		
When opponent shoots at least 50% from the field:	2-10	On ESPN:	0-0		
When opponent shoots less than 50% from the field:	13-3	On ESPN2:	1-0		
When Iowa has higher FG% than opponent:	13-4	On ESPNU:	1-4		
When opponent has higher FG%:	2-9	On Mediacom:	3-0		
When FG% is equal:	0-0	On Fox Sports:	0-0		
When Iowa outrebounds opponent:	11-2	BTN.com:	4-1		
When opponent has more rebounds:	4-10	No Television:	0-0		
When rebounds are equal:	0-1				
When Iowa shoots at least 80% from the line:	3-2	Most Points, First Half: 55 vs. Central Arkansas			
When Iowa shoots less than 80% from the line:	12-11	Fewest Points, First Half: 19 vs. Ohio State			
When opponent shoots at least 80% from the line:	1-2	Most Points Allowed, First Half: 54 at Indiana			
When opponent shoots less than 80% from the line:	14-11	Fewest Points Allowed, First Half: 19 vs. Penn State			
When Iowa shoots more free throws than opponent:	12-5	Most Points, Second Half: 55 vs. Central Arkansas			
When opponent shoots more free throws:	2-8	Fewest Points, Second Half: 24 vs. Wisconsin			
When free throws attempts are equal:	1-0	Most Points Allowed, Second Half: 49 twice (MSU, Indiana)			
When Iowa has higher FT% than opponent:	10-6	Fewest Points Allowed, Second Half: 22 vs. Central Arkansas			
When opponent has higher FT%:	5-7	Largest Halftime Advantage: 23 vs. Chicago State			
When FT% is equal:	0-0	Largest Halftime Deficit: 22 at Michigan State			
When Iowa shoots at least 50% from 3-point range:	3-2				
When Iowa shoots less than 50% from 3-point range:	12-11				
When opponent shoots at least 50% from 3-point range:	1-6				
When opponent shoots less than 50% from 3-point range:	14-7				
When Iowa has a higher 3-point FG% than opponent:	9-3				
When opponent has a higher 3-point FG%:	6-10				
When 3-point FG% is equal:	0-0				
When Iowa has more assists than opponent:	12-3				
When opponent has more assists:	3-10				
When assists are equal:	0-0				
When Iowa has fewer turnovers than opponent:	11-3				
When opponent has fewer turnovers:	2-9				
When turnovers are equal:	2-1				
When Iowa has more steals than opponent:	12-6				
When opponent has more steals:	2-7				
When steals are equal:	1-0				



# IOWA HAWKEYE BASKETBALL

## Under McCaffery... Iowa Record When . . .

When playing at home:	21-13	When leading at the half:	20-8	When wearing White:	20-14
When playing on the road:	4-16	When trailing at the half:	4-25	When wearing Black:	4-18
When playing on a neutral court:	1-4	When tied at the half:	2-0	When wearing Gold:	2-1

When Iowa scores 100 points or more:	2-0	Iowa field goal percentage at home:	896-1971	.455
When Iowa scores 90-99 points:	3-0	Iowa field goal percentage on road:	594-1370	.434
When Iowa scores 80-89 points:	4-1	Iowa 3-point percentage at home:	187-530	.352
When Iowa scores 70-79 points:	8-12	Iowa 3-point percentage on road:	109-344	.317
When Iowa scores under 70 points:	9-20	Iowa free throw percentage at home:	537-754	.712
		Iowa free throw percentage on road:	324-481	.674

When opponent scores 100 points or more:	0-1
When opponent scores 90-99 points:	0-2
When opponent scores 80-89 points:	0-9
When opponent scores 70-79 points:	4-15
When opponent scores 60-69 points:	9-6
When opponent scores fewer than 60 points:	13-0

On Sunday:	2-7
On Monday:	2-1
On Tuesday:	3-6
On Wednesday:	3-8
On Thursday:	3-5
On Friday:	2-3
On Saturday:	10-3

When Iowa shoots at least 50% from the field:	7-5
When Iowa shoots less than 50% from the field:	19-28
When opponent shoots at least 50% from the field:	2-19
When opponent shoots less than 50% from the field:	24-14
When Iowa has higher FG% than opponent:	24-7
When opponent has higher FG%:	2-26
When FG% is equal:	0-0

On BTN:	10-22
On CBS:	0-0
On ESPN:	1-0
On ESPN2:	2-2
On ESPNU:	1-5
On Mediacom:	6-0
On Fox Sports:	0-0
BTN.com:	4-1
No Television:	2-2

When Iowa outrebounds opponent:	22-8
When opponent has more rebounds:	4-24
When rebounds are equal:	0-1

When Iowa shoots at least 80% from the line:	5-6
When Iowa shoots less than 80% from the line:	21-27
When opponent shoots at least 80% from the line:	5-8
When opponent shoots less than 80% from the line:	22-25
When Iowa shoots more free throws than opponent:	22-15
When opponent shoots more free throws:	3-17
When free throws attempts are equal:	1-1
When Iowa has higher FT% than opponent:	14-13
When opponent has higher FT%:	12-20
When FT% is equal:	0-0

Most Points, First Half: 55 vs. Central Arkansas, '11  
 Fewest Points, First Half: 19 at Minnesota, vs. Ohio State  
 Most Points Allowed, First Half: 54 at Indiana, '12  
 Fewest Points Allowed, First Half: 18 vs. UL Monroe, '10  
 Most Points, Second Half: 58 vs. SIU-Edwardsville, '10  
 Fewest Points, Second Half: 24 vs. Wisconsin, '12  
 Most Points Allowed, Second Half: 52 at Michigan, '11  
 Fewest Points Allowed, Second Half: 16 vs. UNI, '10  
 Largest Halftime Advantage: 33 vs. SIU-Edwardsville, '10  
 Largest Halftime Deficit: 22 at Michigan State, '12

When Iowa shoots at least 50% from 3-point range:	4-2
When Iowa shoots less than 50% from 3-point range:	22-31
When opponent shoots at least 50% from 3-point range:	1-10
When opponent shoots less than 50% from 3-point range:	25-23
When Iowa has a higher 3-point FG% than opponent:	18-10
When opponent has a higher 3-point FG%:	8-23
When 3-point FG% is equal:	0-0

When Iowa has more assists than opponent:	20-5
When opponent has more assists:	5-27
When assists are equal:	1-1

When Iowa has fewer turnovers than opponent:	16-10
When opponent has fewer turnovers:	7-21
When turnovers are equal:	3-2
When Iowa has more steals than opponent:	19-13
When opponent has more steals:	5-19
When steals are equal:	2-1

## Game 1 - Iowa 96, Chicago State 53

Official Basketball Box Score -- Game Totals -- Final Statistics  
Chicago State vs Iowa  
11/11/11 7:05 p.m. at Carver-Hawkeye Arena - Iowa City, IA

Chicago State 53 • 0-1

#	Player	Total		3-Ptr		Rebounds			PF	TP	A	TO	Blk	Stl	Min.
		FG-FGA	FT-FTA	FG-FGA	FT-FTA	Off	Def	Tot							
01	NELSON, D'Jari	f	2-4	0-0	0-0	1	3	4	5	4	0	2	0	0	22
30	FISHER, Lee	f	4-10	1-3	2-2	1	3	4	2	11	4	4	1	0	38
31	ROBINSON, Jeremy	f	9-16	0-2	2-2	3	4	7	3	20	0	8	0	1	32
11	SIMMONS, Ardarius	g	3-4	0-1	0-0	0	3	3	0	6	3	6	0	1	24
21	SAMUELS, Matt	g	4-8	0-1	0-4	1	1	2	2	8	4	2	1	0	31
15	ANDERSON, Jacobby	g	0-2	0-1	0-0	0	1	1	0	0	1	0	0	10	
23	WILLIAMS, Aaron	g	1-5	0-1	2-2	1	5	6	3	4	0	2	0	21	
32	UKAIGWE, Quincy	g	0-0	0-0	0-0	0	0	0	1	0	0	0	0	1	
35	ROSENBERG, Clarke	g	0-3	0-1	0-0	0	1	1	5	0	0	2	0	11	
44	CONCEPCION, Francisco	g	0-2	0-0	0-0	0	2	2	1	0	1	1	0	10	
	Team					0	2	2							
	Totals		23-54	1-10	6-10	7	25	32	22	53	13	27	2	3	200

FG % 1st Half: 10-22 45.5% 2nd half: 13-32 40.6% Game: 23-54 42.6%  
3FG % 1st Half: 0-5 0.0% 2nd half: 1-5 20.0% Game: 1-10 10.0%  
FT % 1st Half: 0-2 0.0% 2nd half: 6-8 75.0% Game: 6-10 60.0%

Iowa 96 • 1-0

#	Player	Total		3-Ptr		Rebounds			PF	TP	A	TO	Blk	Stl	Min.
		FG-FGA	FT-FTA	FG-FGA	FT-FTA	Off	Def	Tot							
01	Basabe, Melsahn	f	3-7	0-0	8-8	2	3	5	1	14	0	0	0	1	20
25	May, Eric	f	4-10	2-5	2-2	0	1	1	12	5	1	1	2	26	
35	Archie, Devon	c	2-2	0-0	0	1	1	2	4	1	2	0	1	17	
05	Gatens, Matt	g	2-5	1-4	2-2	1	0	1	3	7	2	0	1	16	
24	Cartwright, Bryce	g	1-5	0-1	0-0	0	2	2	0	2	4	3	0	15	
00	Olaseni, Gabriel	g	1-2	0-0	6-8	3	1	4	1	8	0	0	0	9	
02	Oglesby, Josh	g	1-7	1-6	1-2	1	1	2	0	4	4	0	0	19	
03	Cox, Cody	g	0-0	0-0	0-0	0	1	1	0	0	0	0	0	3	
04	Marble, Roy Devyn	g	3-6	0-2	0-0	2	5	7	2	6	4	0	0	21	
13	Denning, Kyle	g	0-0	0-0	2-2	0	0	0	0	2	0	0	0	4	
14	McCarty, Stephen	g	0-0	0-0	0-0	0	0	0	0	0	0	0	0	4	
15	McCabe, Zach	g	5-11	2-5	1-3	2	3	5	1	13	1	0	0	18	
30	White, Aaron	g	6-12	2-3	5-5	4	6	10	1	19	0	1	0	18	
32	Stubbs, Brandon	g	2-2	1-1	0-0	0	0	0	0	5	1	1	0	6	
34	Stokes, Darius	g	0-1	0-0	0-0	0	1	1	1	0	0	1	0	4	
	Team					1	2	2							
	Totals		30-70	9-27	27-32	17	26	43	13	96	22	10	1	14	200

FG % 1st Half: 14-40 35.0% 2nd half: 16-30 53.3% Game: 30-70 42.9%  
3FG % 1st Half: 3-14 21.4% 2nd half: 6-13 46.2% Game: 9-27 33.3%  
FT % 1st Half: 12-14 85.7% 2nd half: 15-18 83.3% Game: 27-32 84.4%

Officials: Jim Haney, Brian Dorsey, D.J. Cartstensen  
Technical fouls: Chicago State-None. Iowa-None.  
Attendance: 12897  
Dale Howard Classic Preliminary Game

Score by periods	1st	2nd	Total
Chicago State	20	33	53
Iowa	43	53	96

Last FG - CHIST 2nd-00:47, IOWA 2nd-00:17.  
Largest lead - CHIST None, IOWA by 45 2nd-02:42.

## Game 2 - Iowa 95, North Carolina A&T 79

Official Basketball Box Score -- Game Totals -- Final Statistics  
North Carolina A&T vs Iowa  
11/14/11 7:05 p.m. at Carver-Hawkeye Arena - Iowa City, IA

North Carolina A&T 79 • 0-2

#	Player	Total		3-Ptr		Rebounds			PF	TP	A	TO	Blk	Stl	Min.
		FG-FGA	FT-FTA	FG-FGA	FT-FTA	Off	Def	Tot							
00	SMITH, Lawrence	f	2-5	0-0	0-0	1	0	1	4	4	0	1	0	1	12
01	POWELL, Adrian	f	3-10	0-4	3-4	0	7	7	2	9	2	2	0	1	28
30	ESTES, Anthony	f	2-8	1-2	0-0	3	1	4	3	5	1	1	0	1	14
10	HILL, Marc	g	7-11	4-4	2-3	0	2	2	0	20	6	1	0	2	24
12	SIMPSON, Nic	g	3-9	3-8	3-4	0	0	0	1	12	1	3	0	0	28
02	WILLIAMS, Jared	g	0-2	0-2	0-0	0	0	0	0	0	0	0	0	3	
03	UNDERWOOD, Jeremy	g	1-6	0-2	2-2	0	2	2	3	4	4	1	0	16	
04	UPCHURCH, DaMetrius	g	1-1	0-0	2-2	1	2	3	2	4	0	1	0	12	
20	LOUISME, Jean	g	2-8	2-6	3-6	0	3	3	1	9	1	2	0	18	
21	BUCK, R.J.	g	4-5	0-0	0-0	3	3	6	3	8	2	1	0	1	27
42	SHEPHARD, Kam	g	1-4	0-0	2-2	1	1	2	2	4	0	0	0	1	18
	Team					2	0	2							
	Totals		26-69	10-28	17-23	11	21	32	21	79	17	13	0	10	200

FG % 1st Half: 13-35 37.1% 2nd half: 13-34 38.2% Game: 26-69 37.7%  
3FG % 1st Half: 5-14 35.7% 2nd half: 5-14 35.7% Game: 10-28 35.7%  
FT % 1st Half: 3-7 42.9% 2nd half: 14-16 87.5% Game: 17-23 73.9%

Iowa 95 • 2-0

#	Player	Total		3-Ptr		Rebounds			PF	TP	A	TO	Blk	Stl	Min.
		FG-FGA	FT-FTA	FG-FGA	FT-FTA	Off	Def	Tot							
01	Basabe, Melsahn	f	4-8	0-0	7-8	3	7	10	2	15	1	4	1	0	31
25	May, Eric	f	8-12	3-4	1-3	3	6	9	2	20	1	5	0	1	32
35	Archie, Devon	f	0-2	0-0	0	1	5	6	3	0	1	2	1	0	13
05	Gatens, Matt	g	9-15	4-10	5-6	4	2	6	2	27	4	1	0	2	34
24	Cartwright, Bryce	g	4-11	0-4	4-4	1	1	2	4	12	6	1	0	2	27
02	Oglesby, Josh	g	0-2	0-2	0-0	0	1	1	1	0	2	1	0	7	
04	Marble, Roy Devyn	g	2-6	1-2	0-0	0	1	1	2	5	3	1	0	13	
15	McCabe, Zach	g	4-5	1-2	3-4	2	4	6	2	12	2	2	0	0	25
20	Brommer, Andrew	g	1-1	0-0	0-2	1	4	5	3	2	0	1	0	1	6
30	White, Aaron	g	1-5	0-2	0-2	2	2	4	1	2	0	4	0	1	12
	Team					1	2	3							
	Totals		33-67	9-26	20-27	18	35	53	22	95	20	22	2	7	200

FG % 1st Half: 18-40 45.0% 2nd half: 15-27 55.6% Game: 33-67 49.3%  
3FG % 1st Half: 6-19 31.6% 2nd half: 3-7 42.9% Game: 9-26 34.6%  
FT % 1st Half: 8-12 66.7% 2nd half: 12-15 80.0% Game: 20-27 74.1%

Officials: Ray Perone, Kelly Self, Tim Stewart  
Technical fouls: North Carolina A&T-None. Iowa-None.  
Attendance: 8891  
Dale Howard Classic Preliminary Game

Score by periods	1st	2nd	Total
North Carolina A&T	34	45	79
Iowa	50	45	95

Last FG - NCAT 2nd-01:06, IOWA 2nd-00:56.  
Largest lead - NCAT None, IOWA by 27 2nd-14:05.

## Game 3 - Iowa 88, Northern Illinois 55

Official Basketball Box Score -- Game Totals -- Final Statistics  
Northern Illinois vs Iowa  
11/17/11 7:05 p.m. at Carver-Hawkeye Arena - Iowa City, IA

Northern Illinois 55 • 0-3

#	Player	Total		3-Ptr		Rebounds			PF	TP	A	TO	Blk	Stl	Min.
		FG-FGA	FT-FTA	FG-FGA	FT-FTA	Off	Def	Tot							
05	Toler, Tim	f	4-11	2-5	0-0	2	7	9	2	10	1	5	0	0	23
23	Nader, Abdel	f	8-19	2-4	0-0	2	7	2	2	18	1	2	0	0	30
32	Bolin, Aksel	f	3-3	1-1	0-0	0	3	3	2	7	1	0	0	1	27
03	Christian, Antone	g	1-5	1-5	2-2	2	2	4	1	5	1	4	0	1	15
15	Ford, Marquavese	g	1-3	0-1	2-4	0	3	3	0	4	4	1	0	0	23
11	Miller, Zach	g	0-2	0-1	0-0	0	1	1	1	0	3	0	0	0	17
13	Gray, Kevin	g	0-1	0-0	1-4	2	2	4	1	1	0	1	0	1	17
20	Berg, Stian	g	0-4	0-4	0-0	0	0	0	0	0	0	0	0	9	
21	Gray, Keith	g	2-5	0-0	0	2	0	2	2	4	0	2	1	0	22
35	Barnette, DeAndre	g	0-0	0-0	2-2	0	2	2	0	2	0	0	1	0	5
44	Jackson, Jeremiah	g	0-0	0-0	1-2	2	0	2	0	1	0	1	0	3	
43	Storm, Tyler	g	0-1	0-1	3-4	0	1	1	1	3	0	0	0	0	9
	Team					1	0	1							
	Totals		19-54	6-22	11-18	13	21	34	12	55	11	16	3	3	200

FG % 1st Half: 12-23 52.2% 2nd half: 7-31 22.6% Game: 19-54 35.2%  
3FG % 1st Half: 4-10 40.0% 2nd half: 2-12 16.7% Game: 6-22 27.3%  
FT % 1st Half: 2-4 50.0% 2nd half: 9-14 64.3% Game: 11-18 61.1%

Iowa 88 • 3-0

#	Player	Total		3-Ptr		Rebounds			PF	TP	A	TO	Blk	Stl	Min.
		FG-FGA	FT-FTA	FG-FGA	FT-FTA	Off	Def	Tot							
01	Basabe, Melsahn	f	2-3	0-0	4-4	1	1	2							



## Game 5 - Campbell 77, Iowa 61

Official Basketball Box Score -- Game Totals -- Final Statistics  
**Campbell vs Iowa**  
**11/23/11 7:05 p.m. at Carver-Hawkeye Arena - Iowa City, IA**

**Campbell 77 • 5-0**

#	Player	Total			3-Ptr			Rebounds			PF	TP	A	TO	Blk	Stl	Min
		FG	FGA	FT	FTA	Off	Def	Tot	Off	Def							
15	Harris, Marvelle	f	2-4	0-0	0-0	3	3	6	3	4	0	1	3	0	0	31	
21	Griffin, Eric	c	10-11	0-0	3-5	2	11	13	2	23	4	4	6	1	37		
01	Freeman, Trey	g	6-12	1-3	2-3	0	1	1	2	15	4	3	0	1	35		
03	Ferguson, Rico	g	2-4	0-0	8-9	0	6	6	2	12	6	3	0	1	38		
04	White, Darren	g	6-11	1-2	4-6	1	3	4	4	17	5	8	1	0	39		
02	Celestin, Amir	g	0-0	0-0	0-0	0	1	1	1	0	2	0	1	0	7		
10	Horton, Anthony	g	2-3	2-3	0-0	0	0	0	1	6	1	0	0	0	13		
Team						0	3	3									
Totals			28-45	4-8	17-23	6	28	34	15	77	17	22	10	4	200		

FG % 1st Half: 15-25 60.0% 2nd half: 13-20 65.0% Game: 28-45 62.2%  
 3FG % 1st Half: 3-5 60.0% 2nd half: 1-3 33.3% Game: 4-8 50.0%  
 FT % 1st Half: 5-6 83.3% 2nd half: 12-17 70.6% Game: 17-23 73.9%

**Iowa 61 • 3-2**

#	Player	Total			3-Ptr			Rebounds			PF	TP	A	TO	Blk	Stl	Min
		FG	FGA	FT	FTA	Off	Def	Tot	Off	Def							
01	Basabe, Melsahn	f	1-5	0-0	0-0	3	0	3	2	2	0	1	0	0	19		
25	May, Eric	f	1-4	0-0	2-4	0	2	2	2	4	0	1	0	2	20		
35	Archie, Devon	c	1-2	0-0	0-0	1	1	2	2	2	0	3	1	1	9		
05	Gatens, Matt	g	5-12	1-5	6-6	1	4	5	3	17	2	1	0	2	40		
24	Cartwright, Bryce	g	2-8	0-0	0-0	0	1	1	2	4	2	3	0	2	26		
02	Oglesby, Josh	g	2-3	2-2	0-0	0	0	0	0	6	0	2	0	0	12		
04	Marble, Roy Devyn	g	6-12	0-1	2-2	1	0	1	3	14	4	0	1	1	32		
15	McCabe, Zach	g	3-11	0-2	0-0	6	1	7	4	6	2	3	0	2	24		
20	Brommer, Andrew	g	2-2	0-0	0-0	1	2	3	2	4	0	0	0	0	9		
30	White, Aaron	g	1-7	0-0	0-0	1	3	4	1	2	0	0	0	0	9		
Team						0	1	1									
Totals			24-66	3-11	10-12	14	15	29	21	61	10	14	2	10	200		

FG % 1st Half: 14-32 43.8% 2nd half: 10-34 29.4% Game: 24-66 36.4%  
 3FG % 1st Half: 2-6 33.3% 2nd half: 1-5 20.0% Game: 3-11 27.3%  
 FT % 1st Half: 1-2 50.0% 2nd half: 9-10 90.0% Game: 10-12 83.3%

Officials: Glenn Mayborg, Terry Oglesby, Wally Rutecki  
 Technical fouls: Campbell-Griffin, Eric. Iowa-Team.  
 Attendance: 10501  
 Dale Howard Classic Preliminary Game

Score by periods	1st	2nd	Total
Campbell	38	39	77
Iowa	31	30	61

Points	In	Off	2nd	Fast	Bench
CAM	Paint	T/O	Chance	Break	
IOWA	36	30	6	0	6
	30	18	10	4	32

Last FG - CAM 2nd-02:34, IOWA 2nd-00:26.  
 Largest lead - CAM by 20 2nd-01:30, IOWA by 1 1st-15:23.

Score tied - 2 times.  
 Lead changed - 4 times.

## Game 6 - Iowa 82, IPFW 72

Official Basketball Box Score -- Game Totals -- Final Statistics  
**IPFW vs Iowa**  
**11/26/11 12:05 p.m. at Carver-Hawkeye Arena - Iowa City, IA**

**IPFW 72 • 2-2**

#	Player	Total			3-Ptr			Rebounds			PF	TP	A	TO	Blk	Stl	Min
		FG	FGA	FT	FTA	Off	Def	Tot	Off	Def							
05	Smeathers, Jason	f	2-8	1-6	4-5	0	3	3	4	9	0	2	1	0	30		
11	Peckinpaugh, John	f	0-1	0-1	1-2	0	3	3	5	1	3	4	6	1	28		
44	McCorkle, Trey	f	2-3	0-0	8-8	2	6	8	4	12	2	5	1	0	26		
01	Marlin, Jonny	g	1-3	1-3	0-0	0	2	2	1	3	2	6	0	0	36		
04	Gaines, Frank	g	10-14	3-4	2-5	0	5	5	5	25	2	4	0	2	29		
10	McCray, Isaiah	g	0-1	0-1	0-0	0	0	0	1	0	0	0	0	0	5		
15	Hines, Mario	g	4-8	0-0	4-6	3	3	6	3	12	1	0	0	0	18		
20	Kibloski, Michael	g	1-3	1-2	0-0	0	1	1	1	3	1	1	0	0	18		
53	Edwards, Joe	g	3-3	1-1	0-0	0	1	1	0	7	0	2	0	0	10		
Team						0	1	1									
Totals			23-44	7-18	19-26	5	25	30	24	72	11	24	2	2	200		

FG % 1st Half: 9-21 42.9% 2nd half: 14-23 60.9% Game: 23-44 52.3%  
 3FG % 1st Half: 3-11 27.3% 2nd half: 4-7 57.1% Game: 7-18 38.9%  
 FT % 1st Half: 8-12 66.7% 2nd half: 11-14 78.6% Game: 19-26 73.1%

**Iowa 82 • 4-2**

#	Player	Total			3-Ptr			Rebounds			PF	TP	A	TO	Blk	Stl	Min
		FG	FGA	FT	FTA	Off	Def	Tot	Off	Def							
01	Basabe, Melsahn	f	1-2	0-0	0-0	1	3	4	3	2	1	2	0	1	11		
15	McCabe, Zach	f	4-6	1-1	3-4	1	2	3	4	12	0	0	0	3	27		
25	May, Eric	f	1-2	0-0	0-0	0	1	1	2	2	1	1	0	0	11		
05	Gatens, Matt	g	6-12	2-3	8-9	0	4	4	1	22	5	2	0	2	33		
24	Cartwright, Bryce	g	4-8	0-0	4-5	0	3	3	0	12	5	4	0	1	34		
00	Olaseni, Gabriel	g	1-1	0-0	0-0	0	1	1	1	2	0	1	0	0	5		
02	Oglesby, Josh	g	2-6	1-5	1-3	0	1	1	0	6	2	0	0	0	18		
04	Marble, Roy Devyn	g	4-6	1-1	2-5	1	1	2	3	11	2	3	0	1	22		
20	Brommer, Andrew	g	2-2	0-0	1-5	1	3	4	5	1	0	0	3	21			
30	White, Aaron	g	3-6	0-1	2-2	2	0	2	1	8	0	2	0	2	18		
Team						0	1	1									
Totals			28-51	5-11	21-33	6	20	26	19	82	17	15	0	13	200		

FG % 1st Half: 14-29 48.3% 2nd half: 14-22 63.6% Game: 28-51 54.9%  
 3FG % 1st Half: 4-8 50.0% 2nd half: 1-3 33.3% Game: 5-11 45.5%  
 FT % 1st Half: 7-11 63.6% 2nd half: 14-22 63.6% Game: 21-33 63.6%

Officials: Mike Eades, Brian Dorsey, Larry Scirotto  
 Technical fouls: IPFW-None. Iowa-None.  
 Attendance: 9904

Score by periods	1st	2nd	Total
IPFW	29	43	72
Iowa	39	43	82

Points	In	Off	2nd	Fast	Bench
IOWA	Paint	T/O	Chance	Break	
IPFW	26	12	4	9	22
IOWA	36	33	4	12	32

Last FG - IPFW 2nd-01:21, IOWA 2nd-01:37.  
 Largest lead - IPFW None, IOWA by 12 1st-06:27.

Score tied - 1 time.  
 Lead changed - 0 times.

## Game 7 - Clemson 71, Iowa 55

Official Basketball Box Score -- Game Totals -- Final Statistics  
**Clemson vs Iowa**  
**11/29/11 8:20 p.m. at Carver-Hawkeye Arena - Iowa City, IA**

**Clemson 71 • 4-2**

#	Player	Total			3-Ptr			Rebounds			PF	TP	A	TO	Blk	Stl	Min
		FG	FGA	FT	FTA	Off	Def	Tot	Off	Def							
05	Smith, Tanner	f	3-7	1-5	0-0	1	13	14	1	7	8	2	0	0	34		
24	Jennings, Milton	f	1-5	0-1	0-0	0	1	1	3	2	1	5	1	0	23		
31	Booker, Devin	c	4-6	1-1	0-0	2	10	12	4	9	1	1	0	0	24		
04	Hall, Rod	g	3-6	0-0	1-4	0	1	1	4	7	1	1	0	0	28		
11	Young, Andre	g	6-10	5-6	2-2	1	0	1	3	19	4	1	0	2	28		
01	Sapp, T.J.	g	5-9	3-6	0-0	0	3	3	2	13	2	2	0	0	22		
02	Fields, Carson	g	0-1	0-0	0-0	0	0	0	0	0	0	0	0	0	1		
10	Baciu, Catalin	g	4-5	0-0	0-0	3	1	4	2	8	0	1	0	0	10		
15	Coleman, Devin	g	0-0	0-0	0-0	0	0	0	0	0	0	2	0	0	2		
21	Narcisse, Bernard	g	1-3	1-2	0-0	0	2	2	1	3	2	1	2	0	16		
22	Sullivan, Bryan	g	0-0	0-0	0-0	0	2	2	0	0	0	2	0	0	7		
32	McDaniels, K.J.	g	1-2	0-0	1-1	0	1	1	1	3	1	0	0	0	5		
Team						1	0	1									
Totals			28-54	11-21	4-7	8	34	42	21	71	20	19	3	2	200		

FG % 1st Half: 13-27 48.1% 2nd half: 15-27 55.6% Game: 28-54 51.9%  
 3FG % 1st Half: 7-14 50.0% 2nd half: 4-7 57.1% Game: 11-21 52.4%  
 FT % 1st Half: 1-1 100.0% 2nd half: 3-6 50.0% Game: 4-7 57.1%

**Iowa 55 • 4-3**

#	Player	Total			3-Ptr			Rebounds			PF	TP	A	TO	Blk	Stl	Min
		FG	FGA	FT	FTA	Off	Def	Tot	Off	Def							
01	Basabe, Melsahn	f	1-6	0-0	0-0	1	0	1	0	2	0	1	1	0	20		
15	McCabe, Zach	f	3-4	0-0	1-1	2	5	7	5	7	0	3	0	2	19		
25	May, Eric	f	1-6	0-3	0-0	0	2	2	1	2	1	0	0	0	12		
05	Gatens, Matt	g	1-6														



## Game 9 - Northern Iowa 80, Iowa 60

Official Basketball Box Score -- Game Totals -- Final Statistics  
Iowa vs UNI  
12/06/11 7:05 p.m. at Cedar Falls, Iowa (McLeod Center)

Iowa 60 • 5-4

#	Player	Total		3-Ptr		Rebounds			PF	TP	A	TO	Blk	Stl	Min
		FG-FGA	FG-FGA	FG-FGA	FT-FTA	Off	Def	Tot							
01	Basabe, Melsahn	* 4-8	0-0	0-0	0	6	6	3	8	1	2	0	1	26	
04	Marble, Roy Devyn	* 7-12	0-2	0-3	1	3	4	4	14	4	2	0	2	37	
05	Gatens, Matt	* 3-9	0-4	0-0	0	4	4	3	6	1	1	0	2	37	
15	McCabe, Zach	* 1-3	0-0	0-0	1	4	5	2	1	3	0	0	17		
25	May, Eric	* 5-11	0-2	0-1	1	1	2	3	10	1	0	0	30		
00	Olaseni, Gabriel	0-0	0-0	0-0	0	0	0	0	0	0	0	0	0	1	
02	Oglesby, Josh	3-6	1-3	0-1	0	1	1	1	7	0	1	0	0	20	
20	Brommer, Andrew	2-2	0-0	0-0	1	3	4	2	4	1	1	0	0	22	
30	White, Aaron	2-3	0-1	3-4	2	1	3	2	7	1	1	0	0	6	
35	Archie, Devon	1-1	0-0	0-0	0	1	1	2	2	0	1	0	0	4	
	Team				2	1	3								
	Totals	28-55	1-12	3-9	8	25	33	25	60	10	12	0	5	200	

FG % 1st Half: 13-22 59.1% 2nd half: 15-33 45.5% Game: 28-55 50.9%  
3FG % 1st Half: 1-4 25.0% 2nd half: 0-8 0.0% Game: 1-12 8.3%  
FT % 1st Half: 0-3 0.0% 2nd half: 3-6 50.0% Game: 3-9 33.3%

UNI 80 • 8-1

#	Player	Total		3-Ptr		Rebounds			PF	TP	A	TO	Blk	Stl	Min
		FG-FGA	FG-FGA	FG-FGA	FT-FTA	Off	Def	Tot							
01	Mitchell, Deon	* 2-7	1-3	0-1	0	2	2	2	5	0	1	0	1	24	
10	Tuttle, Seth	* 4-6	0-0	4-5	1	6	7	0	12	0	0	1	0	26	
13	Moran, Johnny	* 1-5	0-3	2-2	0	3	3	2	4	0	1	0	0	31	
20	Koch, Jake	* 3-6	3-4	4-4	0	5	5	2	13	6	4	2	1	29	
52	James, Anthony	* 4-10	2-4	8-8	0	1	1	2	18	3	2	0	0	31	
04	Rank, Chip	3-3	3-3	1-1	1	0	1	0	10	0	0	0	0	11	
21	Morrison, Matt	1-1	1-1	0-0	0	1	1	2	3	0	0	0	0	9	
23	Sonnen, Marc	1-3	1-3	8-8	1	1	2	3	11	0	1	0	0	24	
24	Martino, Max	0-0	0-0	0-0	0	0	0	0	0	0	0	0	0	1	
33	Pehl, Austin	1-3	0-0	2-4	0	2	2	2	4	0	1	0	0	13	
34	Lange, Tyler	0-0	0-0	0-0	0	1	1	0	0	0	0	0	0	1	
	Team				1	1	2								
	Totals	20-44	11-21	29-33	4	23	27	15	80	9	10	3	2	200	

FG % 1st Half: 10-21 47.6% 2nd half: 10-23 43.5% Game: 20-44 45.5%  
3FG % 1st Half: 6-10 60.0% 2nd half: 5-11 45.5% Game: 11-21 52.4%  
FT % 1st Half: 6-9 66.7% 2nd half: 23-24 95.8% Game: 29-33 87.9%

Officials: Bo Boroski, John Higgins, Paul Janssen  
Technical fouls: Iowa-McCabe, Zach; TEAM 3. UNI-None.  
Attendance: 6834

Score by periods	1st	2nd	Total
Iowa	27	33	60
UNI	32	48	80

Last FG - IOWA 2nd-01:02, UNI 2nd-00:35.  
Largest lead - IOWA by 10 1st-16:49, UNI by 20 2nd-04:25.

	In	Off	2nd	Fast	Bench
Points	Paint	T/O	Chance	Break	
IOWA	20	12	10	0	20
UNI	14	26	2	0	28

Score tied - 3 times.  
Lead changed - 1 time.

## Game 10 - Iowa State 86, Iowa 76

Official Basketball Box Score -- Game Totals -- Final Statistics  
Iowa vs Iowa State  
12/09/11 7:05 p.m. at Hilton Coliseum - Ames, IA

Iowa 76 • 5-5

#	Player	Total		3-Ptr		Rebounds			PF	TP	A	TO	Blk	Stl	Min
		FG-FGA	FG-FGA	FG-FGA	FT-FTA	Off	Def	Tot							
01	Basabe, Melsahn	* 7-12	0-0	4-6	4	5	9	1	18	0	2	0	0	32	
04	Marble, Roy Devyn	* 5-12	1-1	10-11	1	3	4	3	21	5	2	0	2	37	
05	Gatens, Matt	* 3-7	3-6	2-2	0	4	4	4	11	1	2	0	0	39	
15	McCabe, Zach	* 3-4	0-0	2-2	0	3	3	4	8	1	1	0	0	16	
25	May, Eric	* 2-5	1-1	0-0	1	1	2	3	5	0	1	0	1	15	
02	Oglesby, Josh	2-6	1-4	1-1	1	2	3	1	6	1	0	0	0	22	
20	Brommer, Andrew	0-1	0-0	0-0	0	1	1	3	0	0	1	0	1	12	
24	Cartwright, Bryce	0-1	0-0	0-0	0	0	0	0	0	2	2	0	0	6	
30	White, Aaron	2-8	0-1	3-3	1	2	3	5	7	2	1	0	2	21	
	Team				0	1	1								
	Totals	24-56	6-13	22-25	8	22	30	24	76	12	12	0	6	200	

FG % 1st Half: 10-26 38.5% 2nd half: 14-30 46.7% Game: 24-56 42.9%  
3FG % 1st Half: 1-5 20.0% 2nd half: 5-8 62.5% Game: 6-13 46.2%  
FT % 1st Half: 6-8 75.0% 2nd half: 16-17 94.1% Game: 22-25 88.0%

Iowa State 86 • 7-3

#	Player	Total		3-Ptr		Rebounds			PF	TP	A	TO	Blk	Stl	Min
		FG-FGA	FG-FGA	FG-FGA	FT-FTA	Off	Def	Tot							
02	Babb, Chris	* 3-9	2-6	2-2	2	2	4	1	10	2	0	0	1	35	
03	Ejim, Melvin	* 5-7	0-1	3-3	0	4	4	3	13	1	0	0	0	21	
04	Allen, Chris	* 3-7	1-3	2-2	0	2	2	4	9	2	2	0	0	17	
11	Christopherson, Scott	* 6-11	3-6	1-2	0	3	3	2	16	2	1	0	1	30	
30	White, Royce	* 7-8	0-0	3-5	0	8	8	2	17	3	5	2	1	37	
00	Railey, Jordan	0-0	0-0	0-0	0	0	0	0	0	0	0	0	0	1	
01	Palo, Bubu	2-5	1-1	9-15	1	2	3	4	14	6	1	0	1	30	
22	Booker, Anthony	0-0	0-0	0-0	1	0	1	3	0	1	0	0	0	4	
24	Gibson, Percy	1-2	0-0	0-0	0	4	4	3	2	0	1	1	0	14	
25	McGee, Tyrus	1-2	1-2	2-2	3	0	3	0	5	0	2	0	0	11	
	Team				0	0	0								
	Totals	28-51	8-19	22-31	7	25	32	22	86	17	12	3	4	200	

FG % 1st Half: 19-32 59.4% 2nd half: 9-19 47.4% Game: 28-51 54.9%  
3FG % 1st Half: 6-11 54.5% 2nd half: 2-8 25.0% Game: 8-19 42.1%  
FT % 1st Half: 4-6 66.7% 2nd half: 18-25 72.0% Game: 22-31 71.0%

Officials: Tom O'Neill, Mark Whitehead, Paul Janssen  
Technical fouls: Iowa-None. Iowa State-None.  
Attendance: 14356  
Fouled Out: Iowa #30 White @ 0:37.2

Score by periods	1st	2nd	Total
Iowa	27	49	76
Iowa State	48	38	86

	In	Off	2nd	Fast	Bench
Points	Paint	T/O	Chance	Break	
IOWA	30	16	9	0	13
ISU	34	20	12	4	21

Last FG - IOWA 2nd-00:32, ISU 2nd-04:43.  
Largest lead - IOWA by 4 1st-17:55, ISU by 24 2nd-19:00.

Score tied - 2 times.  
Lead changed - 1 time.

## Game 11 - Iowa 82, Drake 68

Official Basketball Box Score -- Game Totals -- Final Statistics  
Drake vs Iowa  
12/17/11 8:05 p.m. at Carver-Hawkeye Arena - Iowa City, IA

Drake 68 • 6-4

#	Player	Total		3-Ptr		Rebounds			PF	TP	A	TO	Blk	Stl	Min
		FG-FGA	FG-FGA	FG-FGA	FT-FTA	Off	Def	Tot							
01	Clarke, Jordan	f 4-8	0-0	2-3	6	4	10	5	10	0	0	1	2	12	
10	Jeffers, Jeremy	f 3-5	1-2	2-2	0	3	3	2	9	0	1	0	0	26	
34	Simons, Ben	f 2-8	1-5	0-1	2	1	3	4	5	3	4	0	0	33	
11	Madison, Karl	g 1-3	1-2	4-4	0	3	3	2	7	1	2	0	1	25	
24	Rice, Rayvonte	g 8-16	0-3	7-9	4	1	5	4	23	1	6	0	2	35	
02	Hawley, Aaron	2-7	1-5	1-2	0	2	2	0	6	0	0	0	0	22	
03	Alexander, Kurt	3-7	1-2	0-0	1	1	2	4	7	2	2	0	0	15	
22	Woods, Kraidon	0-0	0-0	1-2	1	3	4	2	1	0	4	1	0	25	
25	Smith, David	0-0	0-0	0-0	0	0	0	0	0	0	0	0	0	7	
	Team				0	1	1								
	Totals	23-54	5-19	17-23	14	19	33	23	68	7	19	2	5	200	

FG % 1st Half: 11-30 36.7% 2nd half: 12-24 50.0% Game: 23-54 42.6%  
3FG % 1st Half: 3-12 25.0% 2nd half: 2-7 28.6% Game: 5-19 26.3%  
FT % 1st Half: 5-8 62.5% 2nd half: 12-15 80.0% Game: 17-23 73.9%

Iowa 82 • 6-5

#	Player	Total		3-Ptr		Rebounds			PF	TP	A	TO	Blk	Stl	Min
		FG-FGA	FG-FGA	FG-FGA	FT-FTA	Off	Def	Tot							
01	Basabe, Melsahn	f 4-7	0-0	2-3	2	3	5	3	10	0	3	2	1	25	
15	McCabe, Zach	f 4-5	0-0	0-0	3	3	6	2	8	1	0	0	2	24	
25	May, Eric	f 0-3	0-2	3-4	2	1	3	4	3	1	0	2	2	14	
04	Marble, Roy Devyn	g 3-7	0-1	4-5	0	1	1	1	10	5	2	0	2	19	
05	Gatens, Matt	g 7-14	1-5	5-7	3	3	6	2	20	2	1	0	3	40	
00	Olaseni, Gabriel	2-5	1-3	0-0	0	2	2	0	5	3	0	1	0	19	
02	Oglesby, Josh	2-2	0-0	0-0	1	1	2	2	4	0	2	0	1	13	
20	Brommer, Andrew	2-9	0-1	8-8	0	1	1	1	12	3	3	0	1	28	
30	White, Aaron	4-4	1-1	1-2	2	3	5	2	10	1	1	1	0	18	
	Team				0	1	1								
	Totals	28-56	3-13	23-29	13	19	32	17	82	16	12	6	12	200	

FG % 1st Half: 19-33 57.6% 2nd half: 9-23 39.1% Game: 28-56 50.0%  
3FG % 1st Half: 2-5 40.0% 2nd half: 1-8 12.5% Game: 3-13 23.1%  
FT % 1st Half: 4-5 80.0% 2nd half: 19-24 79.2% Game: 23-29 79.3%

Officials: Mike Sanzere, Frank Spencer, Bert Smith  
Technical fouls: Drake-None. Iowa-None.  
Attendance: 10479  
Fouled Out: Drake - Clarke (09:50)

Score by periods	1st	2nd	Total
Drake	30	38	68
Iowa	44	38	82

Last FG - DU 2nd-00:24, IOWA 2nd-01:38.  
Largest lead - DU by 3 1st-09:39, IOWA by 16 2nd-12:41.

Score tied - 4 times.  
Lead changed - 6 times.

## Game 12 - Iowa 105, Central Arkansas 64

Official Basketball Box Score -- Game Totals -- Final Statistics  
Central Arkansas vs Iowa  
12/19/11 7:05 p.m. at Carver

## Game 13 - Iowa 81, Boise State 72

Official Basketball Box Score -- Game Totals -- Final Statistics  
Boise State vs Iowa  
12/22/11 7:45 p.m. at Carver-Hawkeye Arena - Iowa City, IA

Boise State 72 • 9-4

#	Player	Total			3-Ptr			Rebounds			PF	TP	A	TO	Blk	Stl	Min
		FG	FGA	FT	FTA	Off	Def	Tot									
15	Bropheh, Thomas	f	4-12	1-4	3-4	2	4	6	1	12	1	2	0	0	0	30	
22	Wiley, Drew	f	3-4	3-4	0-0	0	2	2	4	9	2	1	0	0	0	25	
23	Watkins, Ryan	f	1-5	0-0	0-0	0	0	0	0	2	0	0	0	0	0	12	
11	Elorriaga, Jeff	g	3-5	1-3	0-0	1	5	6	3	7	1	2	0	1	34		
30	Perryman, Westly	g	1-6	1-3	0-2	0	4	4	3	4	1	1	0	0	28		
02	Marks, Derrick		7-13	1-1	2-4	2	2	4	2	17	3	0	0	0	25		
05	Hanstad, Joe		0-0	0-0	0-0	0	0	0	2	0	1	1	0	0	6		
10	Nichols, Tre		1-5	1-3	0-0	0	1	1	2	3	1	0	0	0	10		
33	Crayton, Jarrell		0-0	0-0	1-2	2	1	3	2	1	0	0	0	0	6		
42	Buckner, Kenny		9-12	0-0	0-0	2	2	4	2	18	0	0	0	0	24		
	Team					3	1	4									
	Totals		29-62	8-18	6-12	12	22	34	22	72	13	8	1	1	200		

FG % 1st Half: 14-35 40.0% 2nd half: 15-27 55.6% Game: 29-62 46.8%  
3FG % 1st Half: 4-9 44.4% 2nd half: 4-9 44.4% Game: 8-18 44.4%  
FT % 1st Half: 1-2 50.0% 2nd half: 5-10 50.0% Game: 6-12 50.0%

Iowa 81 • 8-5

#	Player	Total			3-Ptr			Rebounds			PF	TP	A	TO	Blk	Stl	Min
		FG	FGA	FT	FTA	Off	Def	Tot									
01	Basabe, Melsahn	f	6-9	0-0	2-3	4	7	11	0	14	0	0	4	0	0	31	
15	McCabe, Zach	f	1-3	0-0	0-0	0	2	2	2	2	0	1	0	0	11		
25	May, Eric	f	1-6	1-2	0-0	1	0	1	1	3	3	0	1	1	21		
04	Marble, Roy Devyn	g	5-10	0-0	8-10	1	7	8	1	18	5	1	3	3	31		
05	Gateus, Matt	g	5-11	1-4	5-5	1	1	2	2	16	3	0	0	1	38		
02	Oglesby, Josh		2-4	2-4	3-4	1	0	1	0	9	1	1	0	0	22		
20	Brommer, Andrew		0-0	0-0	0-0	0	0	0	2	0	0	0	0	0	9		
24	Cartwright, Bryce		0-3	0-1	1-2	0	2	2	1	1	2	1	0	0	10		
30	White, Aaron		6-8	0-1	6-7	1	5	6	2	18	0	1	0	1	27		
	Team					1	1	2									
	Totals		26-54	4-12	25-31	10	25	35	11	81	14	5	8	6	200		

FG % 1st Half: 11-28 39.3% 2nd half: 15-26 57.7% Game: 26-54 48.1%  
3FG % 1st Half: 2-7 28.6% 2nd half: 2-5 40.0% Game: 4-12 33.3%  
FT % 1st Half: 9-10 90.0% 2nd half: 16-21 76.2% Game: 25-31 80.6%

Officials: Jim Burr, D.J. Carstensen, Wally Rutecki  
Technical fouls: Boise State-None. Iowa-None.  
Attendance: 13122

Score by periods	1st	2nd	Total
Boise State	33	39	72
Iowa	33	48	81

Last FG - BSU 2nd-00:07, IOWA 2nd-00:19.  
Largest lead - BSU by 3 1st-17:10, IOWA by 11 2nd-00:11.

	In	Off	2nd	Fast	Bench
Points	38	9	17	2	39
BSU	30	13	14	8	28

Score tied - 11 times.  
Lead changed - 14 times.

## Game 14 - Purdue 79, Iowa 76

Official Basketball Box Score -- Game Totals -- Final Statistics  
Purdue vs Iowa  
12/28/11 8:35 p.m. at Carver-Hawkeye Arena - Iowa City, IA

Purdue 79 • 11-3, 1-0

#	Player	Total			3-Ptr			Rebounds			PF	TP	A	TO	Blk	Stl	Min
		FG	FGA	FT	FTA	Off	Def	Tot									
04	Hummel, Robbie	f	5-14	1-5	5-6	3	8	11	3	16	1	1	1	1	28		
34	Lawson, Jacob	f	2-4	0-0	0-0	3	2	5	4	4	0	0	0	0	14		
12	Barlow, Kelsey	g	5-7	0-0	2-3	0	2	2	2	12	0	0	0	1	27		
23	Jackson, Lewis	g	3-8	0-1	0-0	0	2	2	3	6	4	3	0	1	30		
24	Smith, Ryne	g	2-6	1-5	0-0	2	3	5	2	5	0	0	0	0	26		
00	Johnson, Terone		3-7	0-1	0-2	0	3	3	2	6	2	1	0	1	17		
01	Johnson, Anthony		2-3	0-0	0-0	0	2	2	1	4	1	1	0	0	8		
21	Byrd, D.J.		6-9	2-5	0-0	0	1	1	3	14	2	0	0	1	22		
32	Hart, John		3-4	2-3	0-0	0	1	1	1	8	0	0	0	0	11		
50	Carroll, Travis		2-4	0-0	0-0	0	0	0	0	4	1	1	0	1	17		
	Team					1	2	3									
	Totals		33-66	6-20	7-11	9	26	35	21	79	11	7	1	6	200		

FG % 1st Half: 19-35 54.3% 2nd half: 14-31 45.2% Game: 33-66 50.0%  
3FG % 1st Half: 6-13 46.2% 2nd half: 0-7 0.0% Game: 6-20 30.0%  
FT % 1st Half: 1-2 50.0% 2nd half: 6-9 66.7% Game: 7-11 63.6%

Iowa 76 • 8-6, 0-1

#	Player	Total			3-Ptr			Rebounds			PF	TP	A	TO	Blk	Stl	Min
		FG	FGA	FT	FTA	Off	Def	Tot									
01	Basabe, Melsahn	f	6-8	0-0	2-3	0	8	8	1	14	0	3	2	0	33		
15	McCabe, Zach	f	2-3	0-0	1-1	2	3	5	4	5	0	1	0	0	16		
04	Marble, Roy Devyn	g	6-12	0-1	5-8	1	0	1	2	17	6	0	1	1	35		
05	Gateus, Matt	g	3-9	1-2	4-4	2	4	6	1	11	5	0	0	0	36		
25	May, Eric	g	2-7	1-2	4-4	1	5	6	4	9	0	1	0	0	20		
02	Oglesby, Josh		1-2	1-1	0-0	0	2	2	0	3	0	1	0	0	14		
20	Brommer, Andrew		0-0	0-0	2-4	0	0	0	0	2	0	1	0	0	6		
24	Cartwright, Bryce		4-10	0-3	0-1	0	1	1	0	8	4	1	0	0	21		
30	White, Aaron		2-4	0-2	3-4	1	2	3	1	7	0	2	1	0	19		
	Team					1	1	2									
	Totals		26-55	3-11	21-29	8	26	34	13	76	15	10	4	1	200		

FG % 1st Half: 13-24 54.2% 2nd half: 13-31 41.9% Game: 26-55 47.3%  
3FG % 1st Half: 1-5 20.0% 2nd half: 2-6 33.3% Game: 3-11 27.3%  
FT % 1st Half: 12-15 80.0% 2nd half: 9-14 64.3% Game: 21-29 72.4%

Officials: Mike Sanzere, Mike Eades, Bert Smith  
Technical fouls: Purdue-None. Iowa-None.  
Attendance: 13314  
Big Ten Opener

Score by periods	1st	2nd	Total
Purdue	45	34	79
Iowa	39	37	76

Last FG - PUR 2nd-00:19, IOWA 2nd-00:01.  
Largest lead - PUR by 9 1st-03:55, IOWA by 2 1st-16:59.

	In	Off	2nd	Fast	Bench
Points	44	8	11	8	36
PUR	40	5	12	13	20

Score tied - 4 times.  
Lead changed - 4 times.

## Game 15 - Iowa 72, #11 Wisconsin 65

Official Basketball Box Score -- Game Totals -- Final Statistics  
Iowa vs Wisconsin  
12/31/11 12pm at Kohl Center, Madison, Wis.

Iowa 72 • 9-6, 1-1

#	Player	Total			3-Ptr			Rebounds			PF	TP	A	TO	Blk	Stl	Min
		FG	FGA	FT	FTA	Off	Def	Tot									
01	Basabe, Melsahn	f	6-11	0-0	2-5	5	4	9	4	14	0	3	1	2	33		
15	McCabe, Zach	f	3-5	0-2	0-0	1	2	3	4	6	0	2	0	0	23		
04	Marble, Roy Devyn	g	3-6	0-0	1-3	0	4	4	2	7	1	1	0	0	29		
05	Gateus, Matt	g	2-9	0-1	2-2	2	10	12	1	6	3	0	2	0	34		
25	May, Eric	g	1-4	0-0	0-0	0	5	5	0	2	0	1	0	0	18		
00	Olaseni, Gabriel		0-1	0-0	0-0	0	0	0	0	0	0	0	0	0	2		
02	Oglesby, Josh		1-4	0-1	0-0	0	1	1	0	2	0	0	0	0	9		
20	Brommer, Andrew		0-0	0-0	0-0	0	0	0	2	0	0	1	0	0	1		
24	Cartwright, Bryce		7-12	0-0	3-3	1	1	2	1	17	5	1	0	0	31		
30	White, Aaron		6-7	2-2	4-4	2	2	4	3	18	1	1	1	0	20		
	Team					1	0	1									
	Totals		29-59	2-6	12-17	12	29	41	17	72	10	10	4	2	200		

FG % 1st Half: 14-33 42.4% 2nd half: 15-26 57.7% Game: 29-59 49.2%  
3FG % 1st Half: 0-3 0.0% 2nd half: 2-3 66.7% Game: 2-6 33.3%  
FT % 1st Half: 3-6 50.0% 2nd half: 9-11 81.8% Game: 12-17 70.6%

Wisconsin 65 • 12-3, 1-1

#	Player	Total			3-Ptr			Rebounds			PF	TP	A	TO	Blk	Stl	Min
		FG	FGA	FT	FTA	Off	Def	Tot									
05	Evans, Ryan	f	2-3	0-0	1-2	2	2	4	5	5	1	1	1	0	15		
31	Bruesewitz, Mike	f	1-7	0-2	2-2	4	3	7	2	4	2	2	0	1	31		
40	Berggren, Jared	f	6-17	0-5	0-0	4	3	7	3	12	0	0	2	0	33		
11	Taylor, Jordan	g	7-19	2-7	1-1	1	5	6	3	17	4	1	0	0	40		
21	Gasser, Josh	g	2-6	0-3	7-7	3	5	8	2	11	2	4	0	0	38		
01	Brust, Ben		4-13	1-9	2-2	1	0										

## Game 17 - #6 Ohio State 76, Iowa 47

Official Basketball Box Score -- Game Totals -- Final Statistics  
Ohio State vs Iowa  
01/07/12 2:05 p.m. at Carver-Hawkeye Arena - Iowa City, IA

Ohio State 76 • 15-2, 3-1

#	Player	Total			3-Ptr			Rebounds			PF	TP	A	TO	Blk	Stl	Min
		FG-FGA	FG-FGA	FT-FTA	FG-FGA	FG-FGA	FT-FTA	Off	Def	Tot							
01	Thomas, Deshaun	f	4-6	2-2	0-2	2	2	4	2	10	3	1	0	0	0	22	
00	Sullinger, Jared	c	13-18	1-1	1-2	2	6	8	3	28	0	1	1	4	31		
04	Craft, Aaron	g	2-4	0-0	0-0	1	2	3	2	4	3	3	0	1	22		
32	Smith Jr., Lenzelle	g	2-4	2-3	0-0	0	1	1	2	6	1	1	0	2	17		
44	Buford, William	g	3-14	1-4	1-2	2	9	11	1	8	5	2	0	3	35		
02	Sibert, Jordan	g	1-4	0-2	0-0	0	2	2	1	2	1	2	0	0	11		
03	Scott, Shannon	g	2-5	0-1	1-1	1	4	5	2	5	6	1	0	2	18		
10	Ross, LaQuinton	g	0-0	0-0	0-0	0	0	0	0	0	0	0	0	0	2		
12	Thompson, Sam	g	2-2	1-1	0-0	1	0	1	3	5	1	2	0	0	15		
15	Weatherspoon, J.D.	g	4-6	0-0	0-0	0	1	1	1	8	0	1	0	0	16		
23	Williams, Amir	g	0-1	0-0	0-0	0	1	1	0	0	0	0	0	0	5		
30	Ravenel, Evan	g	0-0	0-0	0-0	1	1	2	1	0	0	1	1	0	4		
55	McDonald, Trey	g	0-0	0-0	0-0	0	0	0	0	0	1	0	0	0	2		
Team						1	1	2									
Totals			33-64	7-14	3-7	11	30	41	18	76	21	15	2	12	200		
FG % 1st Half: 13-33 39.4%		2nd half: 20-31 64.5%		Game: 33-64 51.6%		3FG % 1st Half: 2-7 28.6%		2nd half: 5-7 71.4%		Game: 7-14 50.0%		FT % 1st Half: 0-2 0.0%		2nd half: 3-5 60.0%		Game: 3-7 42.9%	

Iowa 47 • 10-7, 2-2

#	Player	Total			3-Ptr			Rebounds			PF	TP	A	TO	Blk	Stl	Min
		FG-FGA	FG-FGA	FT-FTA	FG-FGA	FG-FGA	FT-FTA	Off	Def	Tot							
01	Basabe, Melsahn	f	1-3	0-0	0-0	1	3	4	0	2	0	2	0	1	14		
15	McCabe, Zach	f	2-4	0-0	2-2	0	0	0	4	6	2	1	1	1	18		
04	Marble, Roy Devyn	g	1-8	0-0	3-4	0	3	3	0	5	2	2	2	0	29		
05	Gatens, Matt	g	3-8	0-0	2-3	5	1	6	0	4	0	4	0	2	27		
25	May, Eric	g	4-10	1-2	0-0	2	4	6	0	9	1	2	0	2	21		
00	Olaseni, Gabriel	g	1-1	0-0	0-1	0	1	1	1	2	0	1	0	1	7		
02	Oglesby, Josh	g	2-6	1-5	2-2	0	0	0	0	7	0	1	0	0	20		
14	McCarty, Stephen	g	0-1	0-0	0-0	1	0	1	0	0	0	0	0	0	2		
20	Brommer, Andrew	g	0-0	0-0	0-0	0	0	0	1	0	0	0	0	2	10		
24	Cartwright, Bryce	g	2-6	1-1	0-0	0	2	2	1	5	2	3	0	1	20		
30	White, Aaron	g	0-3	0-1	3-4	0	3	3	0	3	0	2	1	0	15		
32	Stubbs, Brandon	g	0-0	0-0	0-0	0	0	0	0	0	0	1	0	0	2		
34	Stokes, Darius	g	0-1	0-0	0-0	0	1	1	0	0	0	0	0	0	4		
35	Archie, Devon	g	1-2	0-0	0-0	1	2	3	2	2	0	1	2	0	11		
Team						2	0	2									
Totals			17-53	3-12	10-13	9	22	31	10	47	7	20	6	10	200		
FG % 1st Half: 5-23 21.7%		2nd half: 12-30 40.0%		Game: 17-53 32.1%		3FG % 1st Half: 1-6 16.7%		2nd half: 2-6 33.3%		Game: 3-12 25.0%		FT % 1st Half: 8-10 80.0%		2nd half: 2-3 66.7%		Game: 10-13 76.9%	

Officials: Gene Steratore, Glenn Mayborg, D.J. Cartensen  
Technical fouls: Ohio State-None. Iowa-TEAM.  
Attendance: 15400

Score by periods	1st	2nd	Total
Ohio State	28	48	76
Iowa	19	28	47

Last FG - OSU 2nd-00:34, IOWA 2nd-02:03.  
Largest lead - OSU by 33 2nd-05:50, IOWA by 1 1st-13:46.

In	Off	2nd	Fast	Bench
Points	Paint	T/O	Chance	Break
OSU	44	23	15	8
IOWA	22	10	7	6

Score tied - 2 times.  
Lead changed - 2 times.

## Game 18 - #6 Michigan State 95, Iowa 61

Official Basketball Box Score -- Game Totals -- Final Statistics  
Iowa vs Michigan State  
01/10/12 7 p.m. at Breslin Center (East Lansing, Mich.)

Iowa 61 • 10-8, 2-3

#	Player	Total			3-Ptr			Rebounds			PF	TP	A	TO	Blk	Stl	Min
		FG-FGA	FG-FGA	FT-FTA	FG-FGA	FG-FGA	FT-FTA	Off	Def	Tot							
01	Basabe, Melsahn	*	5-10	0-0	0-1	2	1	3	0	10	2	2	1	0	0	26	
04	Marble, Roy Devyn	*	4-15	2-3	2-3	3	5	8	3	12	1	4	0	3	36		
05	Gatens, Matt	*	4-9	2-5	1-2	1	2	3	2	11	1	1	0	1	28		
15	McCabe, Zach	*	2-7	0-1	3-3	2	0	2	3	7	0	2	0	0	19		
25	May, Eric	*	1-2	0-0	0-1	1	1	2	1	2	1	4	0	0	13		
00	Olaseni, Gabriel	*	0-0	0-0	0-0	0	3	3	1	0	0	0	1	1	5		
02	Oglesby, Josh	*	1-6	0-4	0-0	0	0	0	0	2	1	1	0	0	17		
20	Brommer, Andrew	*	0-0	0-0	0-0	1	0	1	2	0	1	0	0	0	7		
24	Cartwright, Bryce	*	1-5	0-0	0-0	0	0	0	1	2	5	5	0	1	17		
30	White, Aaron	*	5-7	0-1	5-9	4	2	6	2	15	0	2	2	2	26		
32	Stubbs, Brandon	*	0-0	0-0	0-0	0	0	0	0	0	0	0	0	0	2		
35	Archie, Devon	*	0-2	0-0	0-0	2	0	2	0	0	0	0	0	0	4		
Team						2	1	3	1								
Totals			23-63	4-14	11-19	18	15	33	16	61	12	21	4	8	200		
FG % 1st Half: 10-26 38.5%		2nd half: 13-37 35.1%		Game: 23-63 36.5%		3FG % 1st Half: 1-7 14.3%		2nd half: 3-7 42.9%		Game: 4-14 28.6%		FT % 1st Half: 3-4 75.0%		2nd half: 8-15 53.3%		Game: 11-19 57.9%	

Michigan State 95 • 15-2, 4-0

#	Player	Total			3-Ptr			Rebounds			PF	TP	A	TO	Blk	Stl	Min
		FG-FGA	FG-FGA	FT-FTA	FG-FGA	FG-FGA	FT-FTA	Off	Def	Tot							
05	Payne, Adreian	*	1-2	0-0	1-2	2	4	6	2	3	0	2	1	1	17		
11	Appling, Keith	*	6-11	1-3	2-2	2	1	3	2	15	9	0	0	3	27		
22	Dawson, Brandon	*	3-7	0-0	0-0	2	2	4	1	6	3	1	1	3	21		
23	Green, Draymond	*	9-12	3-4	1-2	0	10	10	3	22	5	1	0	3	29		
30	Wood, Brandon	*	5-7	1-3	1-1	1	1	2	2	12	2	3	0	0	21		
02	Gauna, Alex	*	2-3	0-0	0-0	0	0	0	0	4	2	2	0	0	11		
03	Keamey, Brandon	*	2-2	1-1	0-0	0	1	1	0	5	4	2	1	1	13		
13	Thornton, Austin	*	2-3	2-3	2-2	0	2	2	1	8	0	1	0	3	16		
14	Chapman, Dan	*	0-0	0-0	0-0	0	0	0	0	0	0	0	0	0	2		
15	Wetzel, Keenan	*	0-0	0-0	0-0	0	0	0	0	0	0	0	0	0	2		
20	Trice, Travis	*	3-4	2-3	2-2	0	2	2	2	10	0	0	0	0	16		
25	Nix, Derrick	*	4-6	0-0	2-4	3	1	4	3	10	2	2	0	2	18		
34	Sweeney, Joe	*	0-2	0-1	0-0	0	0	0	0	0	0	1	0	0	2		
40	Wollenman, Colby	*	0-0	0-0	0-0	0	0	0	0	1	0	0	0	0	2		
44	Ianni, Anthony	*	0-1	0-0	0-0	0	0	0	0	0	0	0	0	0	3		
Team						1	2	3									
Totals			37-60	10-18	11-15	11	26	37	17	95	25	15	3	16	200		
FG % 1st Half: 19-32 59.4%		2nd half: 18-28 64.3%		Game: 37-60 61.7%		3FG % 1st Half: 6-12 50.0%		2nd half: 4-6 66.7%		Game: 10-18 55.6%		FT % 1st Half: 2-3 66.7%		2nd half: 9-12 75.0%		Game: 11-15 73.3%	

Officials: Scott Thornley, Ray Perone, Bo Boroski  
Technical fouls: Iowa-TEAM. Michigan State-Nix, Derrick.  
Attendance: 14797

Score by periods	1st	2nd	Total
Iowa	24	37	61
Michigan State	46	49	95

Last FG - IOWA 2nd-00:26, MSU 2nd-02:11.  
Largest lead - IOWA None, MSU by 45 2nd-05:52.

In	Off	2nd	Fast	Bench
Points	Paint	T/O	Chance	Break
IOWA	32	9	10	6
MSU	50	18	22	37

Score tied - 1 time.  
Lead changed - 0 times.

## Game 19 - Iowa 75, #13 Michigan 59

Official Basketball Box Score -- Game Totals -- Final Statistics  
Michigan vs Iowa  
01/14/12 12:00 p.m. at Carver-Hawkeye Arena - Iowa City, IA

Michigan 59 • 14-4, 4-2

#	Player	Total			3-Ptr			Rebounds			PF	TP	A	TO	Blk	Stl	Min
		FG-FGA	FG-FGA	FT-FTA	FG-FGA	FG-FGA	FT-FTA	Off	Def	Tot							
23	Smotrycz, Evan	f	0-6	0-4	0-0	2	2	4	1	0	2	2	0	0	0	22	
52	Morgan, Jordan	c	1-1	0-0	2-4	1	3	4	4	4	1	2	0	1	27		
00	Novak, Zack	g	5-10	4-8	0-0	2	6	8	4	14	0						

## Game 21 - Nebraska 79, Iowa 73

Official Basketball Box Score -- Game Totals -- Final Statistics  
Nebraska vs Iowa  
01/26/12 6:00 p.m. at Carver-Hawkeye Arena - Iowa City, IA

Nebraska 79 • 11-9, 3-6

#	Player	Total		3-Ptr		Rebounds			PF	TP	A	TO	Blk	Stl	Min
		FG-FGA	FG-FGA	FT-FTA	FT-FTA	Off	Def	Tot							
00	McCray, Toney	f	2-6	0-2	4-6	1	7	8	3	8	3	3	0	1	33
13	Ubel, Brandon	f	2-2	0-0	2-2	2	1	3	3	6	1	0	0	1	19
03	Richardson, Brandon	g	9-10	6-7	1-2	1	5	6	1	25	5	1	0	2	37
23	Spencer, Bo	g	5-13	0-4	6-6	0	1	1	1	16	4	2	0	1	33
25	Walker, Caleb	g	3-8	0-4	2-4	2	2	4	2	8	1	1	1	0	25
21	Diaz, Jorge Brian		3-5	0-0	1-2	2	0	2	2	7	0	0	0	1	26
24	Talley, Dylan		3-8	1-3	2-2	2	3	5	2	9	1	2	0	0	22
33	Fox, Mike		0-0	0-0	0-0	0	0	0	1	0	0	0	0	0	5
Team						2	3	5							
Totals			27-52	7-20	18-24	12	22	34	15	79	15	11	1	6	200

FG % 1st Half: 12-24 50.0% 2nd half: 15-28 53.6% Game: 27-52 51.9%  
3FG % 1st Half: 2-9 22.2% 2nd half: 5-11 45.5% Game: 7-20 35.0%  
FT % 1st Half: 5-8 62.5% 2nd half: 13-16 81.3% Game: 18-24 75.0%

Iowa 73 • 11-10, 3-5

#	Player	Total		3-Ptr		Rebounds			PF	TP	A	TO	Blk	Stl	Min
		FG-FGA	FG-FGA	FT-FTA	FT-FTA	Off	Def	Tot							
01	Basabe, Melsahn	f	0-0	0-0	1-2	1	0	1	3	1	0	1	1	0	13
01	McCabe, Zach	f	9-11	2-3	0-0	1	5	6	5	20	1	2	1	2	30
25	May, Eric	f	2-5	1-1	0-1	1	4	5	2	5	1	1	1	1	19
04	Marble, Roy Devyn	g	3-9	0-1	9-10	2	1	3	2	15	3	1	0	2	26
05	Gatens, Matt	g	5-13	2-8	0-0	0	0	0	3	12	1	0	0	0	35
02	Oglesby, Josh	g	2-6	1-4	0-0	0	1	1	1	5	0	0	0	0	16
20	Brommer, Andrew	g	0-0	0-0	0-0	0	1	1	1	0	0	0	0	0	5
24	Cartwright, Bryce	g	1-4	0-1	0-0	0	0	0	1	2	5	3	0	1	20
30	White, Aaron	g	4-6	0-1	3-4	5	4	9	0	11	0	0	0	1	28
35	Archie, Devon	g	1-1	0-0	0-1	0	1	1	0	2	0	0	1	0	8
Team						0	0	0							
Totals			27-55	6-19	13-18	10	17	27	18	73	11	8	4	7	200

FG % 1st Half: 15-28 53.6% 2nd half: 12-27 44.4% Game: 27-55 49.1%  
3FG % 1st Half: 3-10 30.0% 2nd half: 3-9 33.3% Game: 6-19 31.6%  
FT % 1st Half: 5-8 62.5% 2nd half: 8-10 80.0% Game: 13-18 72.2%

Officials: Jim Burr, Terry Wymer, Brian Dorsey  
Technical fouls: Nebraska-None. Iowa-None.  
Attendance: 10538  
Fouled Out: Iowa - McCabe (01:58)

Score by periods	1st	2nd	Total
Nebraska	31	48	79
Iowa	38	35	73

	In	Off	2nd	Fast	Bench
Points	30	7	10	4	16
NEB	34	12	12	2	20
IOWA					

Last FG - NEB 2nd-01:17, IOWA 2nd-01:50.  
Largest lead - NEB by 6 2nd-00:06, IOWA by 11 1st-06:21.

Score tied - 6 times.  
Lead changed - 5 times.

## Game 23 - Iowa 63, Minnesota 59

Official Basketball Box Score -- Game Totals -- Final Statistics  
Minnesota vs Iowa  
02/01/12 7:35 p.m. at Carver-Hawkeye Arena - Iowa City, IA

Minnesota 59 • 16-7, 4-6

#	Player	Total		3-Ptr		Rebounds			PF	TP	A	TO	Blk	Stl	Min
		FG-FGA	FG-FGA	FT-FTA	FT-FTA	Off	Def	Tot							
33	Williams, Rodney	f	3-7	1-1	2-4	0	1	1	4	9	1	2	0	0	32
50	Sampson III, Ralph	c	5-10	0-0	3-3	2	1	3	3	13	2	2	2	0	22
00	Welch, Julian	g	4-8	3-5	1-1	0	5	5	4	12	6	5	1	0	29
11	Coleman, Joe	g	0-2	0-0	0-0	3	3	6	2	0	4	2	0	0	23
20	Hollins, Austin	g	3-11	3-9	2-2	1	4	5	2	11	0	0	0	0	34
01	Hollins, Andre	g	2-5	1-2	0-0	0	1	1	0	5	2	1	0	0	19
10	Osienek, Oto	g	1-2	1-1	0-1	1	2	3	0	3	1	3	0	0	10
13	Ahanmisi, Maverick	g	0-0	0-0	1-3	0	0	0	0	1	0	0	0	0	3
23	Armelin, Chip	g	2-4	1-1	0-0	1	3	4	0	5	0	1	0	0	10
55	Eliason, Elliott	g	0-2	0-0	0-0	1	5	6	3	0	1	0	1	1	18
Team						1	0	1							
Totals			20-51	10-19	9-14	10	25	35	18	59	17	16	6	1	200

FG % 1st Half: 10-24 41.7% 2nd half: 10-27 37.0% Game: 20-51 39.2%  
3FG % 1st Half: 4-8 50.0% 2nd half: 6-11 54.5% Game: 10-19 52.6%  
FT % 1st Half: 3-5 60.0% 2nd half: 6-9 66.7% Game: 9-14 64.3%

Iowa 63 • 12-11, 4-6

#	Player	Total		3-Ptr		Rebounds			PF	TP	A	TO	Blk	Stl	Min
		FG-FGA	FG-FGA	FT-FTA	FT-FTA	Off	Def	Tot							
15	McCabe, Zach	f	2-5	1-2	3-4	4	6	10	4	8	4	3	0	4	23
30	White, Aaron	f	2-7	0-1	5-7	3	4	7	3	9	2	0	1	1	28
04	Marble, Roy Devyn	g	5-9	1-2	1-1	2	3	5	1	12	2	2	1	2	32
05	Gatens, Matt	g	7-14	2-6	2-4	1	1	2	2	18	0	0	1	1	38
24	Cartwright, Bryce	g	2-9	0-1	2-4	0	4	4	1	6	4	2	0	1	29
00	Olaseni, Gabriel	g	0-0	0-0	0-0	0	0	0	0	0	0	1	0	0	3
01	Basabe, Melsahn	g	3-7	0-0	2-4	3	4	7	1	8	0	1	0	2	25
02	Oglesby, Josh	g	0-5	0-2	2-2	2	0	2	1	2	1	1	0	0	21
35	Archie, Devon	g	0-0	0-0	0-0	0	0	0	0	0	0	0	0	0	1
Team						1	1	2							
Totals			21-56	4-14	17-26	16	23	39	13	63	13	10	3	11	200

FG % 1st Half: 10-29 34.5% 2nd half: 11-27 40.7% Game: 21-56 37.5%  
3FG % 1st Half: 1-5 20.0% 2nd half: 3-9 33.3% Game: 4-14 28.6%  
FT % 1st Half: 3-4 75.0% 2nd half: 14-22 63.6% Game: 17-26 65.4%

Officials: Pat Driscoll, Bon Donato, Tim Clougherty  
Technical fouls: Minnesota-None. Iowa-None.  
Attendance: 11232

Score by periods	1st	2nd	Total
Minnesota	27	32	59
Iowa	24	39	63

	In	Off	2nd	Fast	Bench
Points	10	7	12	0	14
MINN	30	15	10	15	10
IOWA					

Last FG - MINN 2nd-03:24, IOWA 2nd-00:08.  
Largest lead - MINN by 10 2nd-12:21, IOWA by 12 1st-11:21.

Score tied - 6 times.  
Lead changed - 4 times.

## Game 22 - #16 Indiana 103, Iowa 89

Official Basketball Box Score -- Game Totals -- Final Statistics  
Iowa vs Indiana  
01/29/12 6:00pm at Assembly Hall (Bloomington, Ind.)

Iowa 89 • 11-11, 3-6

#	Player	Total		3-Ptr		Rebounds			PF	TP	A	TO	Blk	Stl	Min
		FG-FGA	FG-FGA	FT-FTA	FT-FTA	Off	Def	Tot							
15	McCabe, Zach	f	1-3	0-0	1-1	1	1	2	3	3	0	1	1	0	21
30	White, Aaron	f	4-9	1-2	0-0	0	1	1	5	9	1	2	0	0	23
04	Marble, Roy Devyn	g	6-9	0-1	1-2	1	2	3	1	13	5	0	1	1	33
05	Gatens, Matt	g	9-13	1-4	1-1	1	1	2	2	20	0	4	0	1	35
24	Cartwright, Bryce	g	2-2	0-0	4-6	0	2	2	3	8	6	0	1	1	25
00	Olaseni, Gabriel	g	0-1	0-0	2-4	0	1	1	1	2	0	1	2	0	9
01	Basabe, Melsahn	g	2-3	0-0	2-4	2	1	3	4	6	0	1	2	0	13
02	Oglesby, Josh	g	8-12	6-8	2-2	0	1	1	1	24	1	1	0	0	20
14	McCarty, Stephen	g	0-0	0-0	0-0	0	0	0	0	0	0	0	0	0	1
20	Brommer, Andrew	g	0-0	0-0	4-6	0	0	0	0	0	0	0	0	0	2
25	May, Eric	g	0-0	0-0	0-0	1	0	1	0	0	0	0	0	0	5
32	Stubbs, Brandon	g	1-1	0-0	0-0	0	0	0	0	2	1	0	0	0	3
34	Stokes, Darius	g	0-0	0-0	0-0	0	0	0	0	0	0	0	0	0	1
35	Archie, Devon	g	1-1	0-0	0-0	0	2	2	3	2	0	0	0	0	9
Team						1	3	4							
Totals			34-54	8-15	13-21	7	15	22	23	89	16	17	6	6	200

FG % 1st Half: 15-30 50.0% 2nd half: 19-24 79.2% Game: 34-54 63.0%  
3FG % 1st Half: 3-8 37.5% 2nd half: 5-7 71.4% Game: 8-15 53.3%  
FT % 1st Half: 4-7 57.1% 2nd half: 9-14 64.3% Game: 13-21 61.9%

Indiana 103 • 17-5, 5-5

#	Player	Total		3-Ptr		Rebounds			PF	TP	A	TO	Blk	Stl	Min
		FG-FGA	FG-FGA	FT-FTA	FT-FTA	Off	Def	Tot							
02	Watford, Christian	f	4-10	0-3	7-8	4	3	7	1	15	0	3	0	1	27
40	Zeller, Cody	f	11-12	0-0	4-6	0	4								



## Game 25 - Northwestern 83, Iowa 64

Official Basketball Box Score -- Game Totals -- Final Statistics  
Iowa vs Northwestern  
02/09/12 8:00 p.m. at Evanston, Ill. (Welsh-Ryan Arena)

Iowa 64 • 13-12, 5-7

#	Player	F	Total			3-Ptr			Rebounds			PF	TP	A	TO	Blk	Stl	Min
			FG-FGA	FT-FTA	Off	Def	Def	Off	Def	Off	Def							
15	McCabe, Zach	f	0-2	0-1	0-0	1	0	1	4	0	2	2	0	0	0	0	18	
30	White, Aaron	f	7-10	2-3	1-1	4	8	12	2	17	1	4	1	0	0	35		
4	Marble, Roy Devyn	f	3-6	1-2	3-3	1	1	2	0	10	3	2	0	1	33			
24	Cartwright, Bryce	g	1-4	0-0	0-2	0	3	3	2	5	5	0	1	31				
5	Gatens, Matt	g	5-10	3-5	2-2	2	0	2	2	15	1	1	0	0	35			
0	Olaseini, Gabriel	g	0-0	0-0	0-0	0	0	0	0	0	0	0	0	0	1			
1	Basabe, Melsahn	g	5-7	0-0	3-5	2	3	5	3	13	0	0	1	0	18			
14	McCarthy, Stephen	g	0-0	0-0	0-0	0	0	0	0	0	0	0	0	0	1			
2	Oglesby, Josh	g	2-5	1-2	0-0	0	0	0	1	5	1	0	0	0	17			
20	Brommer, Andrew	g	0-0	0-0	2-2	0	0	0	3	2	0	0	0	0	1			
25	May, Eric	g	0-1	0-1	0-0	0	1	1	2	0	1	3	0	0	8			
32	Stubbs, Brandon	g	0-0	0-0	0-0	0	0	0	0	0	0	1	0	0	1			
34	Stokes, Darius	g	0-0	0-0	0-0	0	0	0	0	0	0	0	0	0	1			
	Team					2	1	3										
Totals			23-45	7-14	11-15	10	19	29	20	64	14	18	2	2	200			

FG % 1st Half: 11-25 44.0% 2nd half: 12-20 60.0% Game: 23-45 51.1%  
3FG % 1st Half: 3-7 42.9% 2nd half: 4-7 57.1% Game: 7-14 50.0%  
FT % 1st Half: 4-6 66.7% 2nd half: 7-9 77.8% Game: 11-15 73.3%

Northwestern 83 • 15-8, 5-6

#	Player	F	Total			3-Ptr			Rebounds			PF	TP	A	TO	Blk	Stl	Min
			FG-FGA	FT-FTA	Off	Def	Def	Off	Def	Off	Def							
1	Crawford, Drew	f	5-13	1-5	0-0	3	2	5	2	11	4	1	0	1	37			
11	Hearn, Reggie	f	5-8	3-5	3-4	0	3	3	2	16	1	1	2	1	30			
24	Shurna, John	f	5-9	3-5	4-7	1	3	4	0	17	1	0	1	4	37			
3	Sobolewski, Dave	g	7-8	3-3	6-8	1	0	1	3	23	7	3	0	4	40			
4	Marcolullo, Alex	g	4-8	3-7	2-2	0	1	1	2	13	6	0	0	1	26			
13	Montgomery, James	g	0-0	0-0	0-0	0	0	0	0	0	0	0	0	0	1			
15	Fruendt, Nick	g	0-1	0-0	0-0	1	2	3	3	0	1	0	0	0	10			
2	Jimenez, Omar	g	0-0	0-0	0-0	0	0	0	0	0	0	0	0	0	1			
30	Curletti, Davide	g	1-1	0-0	1-2	1	2	3	3	2	2	0	0	0	18			
	Team					0	1	1										
Totals			27-48	13-25	16-23	7	14	21	15	83	22	7	3	11	200			

FG % 1st Half: 15-27 55.6% 2nd half: 12-21 57.1% Game: 27-48 56.3%  
3FG % 1st Half: 7-15 46.7% 2nd half: 6-10 60.0% Game: 13-25 52.0%  
FT % 1st Half: 1-3 33.3% 2nd half: 15-20 75.0% Game: 16-23 69.6%

Officials: Jim Burr, Lamont Simpson, Glen Mayborg  
Technical fouls: Iowa-None. Northwestern-None.  
Attendance: 6013  
Sobolewski - New career high in points (Previous 20 vs Penn St 1/1/12)

Score by periods	1st	2nd	Total
Iowa	29	35	64
Northwestern	38	45	83

In	Off	2nd	Fast	Bench
Points IOWA	28	6	13	2
NU	26	20	4	13

Last FG - IOWA 2nd-02:20, NU 2nd-03:36.  
Largest lead - IOWA by 5 1st-18:03, NU by 24 2nd-05:08.

Score tied - 0 times.  
Lead changed - 1 time.

## Game 26 - Penn State 69, Iowa 64

Official Basketball Box Score -- Game Totals -- Final Statistics  
Iowa vs Penn State  
2/16/12 8:00 p.m. at State College, Pa. (Bryce Jordan Center)

Iowa 64 • 13-13, 5-8

#	Player	F	Total			3-Ptr			Rebounds			PF	TP	A	TO	Blk	Stl	Min
			FG-FGA	FT-FTA	Off	Def	Def	Off	Def	Off	Def							
15	McCabe, Zach	f	0-1	0-0	2-2	1	1	2	5	2	2	3	2	0	23			
30	White, Aaron	f	6-11	1-3	3-4	3	7	10	1	16	1	4	3	1	34			
02	Oglesby, Josh	g	1-7	0-5	1-3	0	3	3	3	3	3	0	0	1	27			
04	Marble, Roy Devyn	g	4-10	0-2	5-7	2	6	8	1	13	6	3	0	1	40			
05	Gatens, Matt	g	6-13	5-7	4-4	1	3	4	3	21	1	1	1	0	38			
00	Olaseini, Gabriel	g	0-2	0-0	0-0	1	0	1	1	0	0	1	2	6				
01	Basabe, Melsahn	g	2-3	0-0	3-7	1	2	3	3	7	0	0	0	0	20			
20	Brommer, Andrew	g	0-0	0-0	0-0	0	0	0	0	1	0	0	0	0	7			
25	May, Eric	g	1-2	0-1	0-0	0	0	0	0	2	0	0	0	1	5			
	Team					3	0	3										
Totals			20-49	6-18	18-27	12	22	34	18	64	13	12	7	6	200			

FG % 1st Half: 7-26 26.9% 2nd half: 13-23 56.5% Game: 20-49 40.8%  
3FG % 1st Half: 1-7 14.3% 2nd half: 5-11 45.5% Game: 6-18 33.3%  
FT % 1st Half: 9-12 75.0% 2nd half: 9-15 60.0% Game: 18-27 66.7%

Penn State 69 • 12-15, 4-10

#	Player	F	Total			3-Ptr			Rebounds			PF	TP	A	TO	Blk	Stl	Min
			FG-FGA	FT-FTA	Off	Def	Def	Off	Def	Off	Def							
25	Graham, Jon	f	3-3	0-0	4-4	3	3	6	4	10	0	2	2	0	27			
43	Travis, Ross	f	1-3	0-0	0-2	1	5	6	1	2	1	1	0	0	17			
20	Colella, Nick	g	2-6	1-5	4-4	0	1	1	2	9	1	0	1	0	31			
23	Frazier, Tim	g	6-13	0-1	6-6	1	2	3	4	18	4	2	0	4	34			
24	Woodyard, Cammeron	g	4-9	2-5	3-4	2	1	3	4	13	0	0	0	0	19			
05	Glover, Matt	g	0-3	0-1	0-4	0	3	3	3	4	2	0	2	24				
11	Marshall, Jermaine	g	4-12	2-5	0-0	2	5	7	3	10	1	1	0	1	35			
14	Montminy, Kevin	g	0-0	0-0	0-0	0	0	0	0	0	0	0	0	0	0			
21	Borovnjak, Sasa	g	1-4	0-0	2-4	2	0	2	1	4	0	0	0	0	13			
	Team					2	1	3										
Totals			21-53	5-17	22-28	13	21	34	22	69	11	8	3	7	200			

FG % 1st Half: 12-27 44.4% 2nd half: 9-26 34.6% Game: 21-53 39.6%  
3FG % 1st Half: 3-10 30.0% 2nd half: 2-7 28.6% Game: 5-17 29.4%  
FT % 1st Half: 11-12 91.7% 2nd half: 11-16 68.8% Game: 22-28 78.6%

Officials: Mike Kitts, Tom O'Neill, Bo Boroski  
Technical fouls: Iowa-None. Penn State-None.  
Attendance: 6794

Score by periods	1st	2nd	Total
Iowa	24	40	64
Penn State	38	31	69

In	Off	2nd	Fast	Bench
Points IOWA	20	7	2	9
PSU	28	16	15	4

Last FG - IOWA 2nd-01:23, PSU 2nd-01:45.  
Largest lead - IOWA by 2 1st-19:42, PSU by 16 2nd-19:47.

Score tied - 2 times.  
Lead changed - 1 time.

## Game 27 - Iowa 78, #18 Indiana 66

Official Basketball Box Score -- Game Totals -- Final Statistics  
Indiana vs Iowa  
02/19/12 5:05 p.m. at Carver-Hawkeye Arena - Iowa City, IA

Indiana 66 • 20-7, 8-7

#	Player	F	Total			3-Ptr			Rebounds			PF	TP	A	TO	Blk	Stl	Min
			FG-FGA	FT-FTA	Off	Def	Def	Off	Def	Off	Def							
02	Watford, Christian	f	0-5	0-2	1-2	1	3	4	2	1	2	2	0	0	24			
32	Elston, Derek	f	4-6	2-3	3-4	0	1	1	1	13	0	1	1	0	18			
40	Zeller, Cody	c	5-12	0-0	5-7	4	9	13	2	15	0	2	2	1	32			
01	Hulls, Jordan	g	1-5	0-2	0-0	0	1	1	3	2	4	2	0	0	19			
04	Oladipo, Victor	g	4-11	0-2	7-7	2	2	4	4	15	1	2	0	0	23			
00	Barnett, Kory	g	0-0	0-0	0-0	0	0	0	0	0	0	0	0	0	1			
10	Sheehy, Will	g	2-7	0-2	3-4	1	2	3	4	7	2	0	1	1	26			
11	Moore, Daniel	g	0-0	0-0	0-0	0	0	0	0	0	0	0	0	0	1			
12	Jones III, Verdell	g	0-2	0-1	0-0	0	2	2	1	0	1	2	0	0	22			
13	Etherington, Austin	g	0-0	0-0	0-0	0	0	0	0	0	0	0	0	0	1			
23	Abell, Remy	g	0-0	0-0	0-0	1	0	1	0	0	0	1	0	0	6			
25	Pritchard, Tom	g	0-1	0-0	1-2	2	0	2	0	1	2	2	0	0	12			
30	Roth, Matt	g	4-4	4-4	0-0	0	2	2	2	12	0	0	0	0	15			
	Team					0	2	2										
Totals			20-53	6-16	20-26	11	24	35	19	66	13	14	4	2	200			

FG % 1st Half: 10-29 34.5% 2nd half: 10-24 41.7% Game: 20-53 37.7%  
3FG % 1st Half: 3-9 33.3% 2nd half: 3-7 42.9% Game: 6-16 37.5%  
FT % 1st Half: 3-5 60.0% 2nd half: 17-21 81.0% Game: 20-26 76.9%

Iowa 78 • 14-13, 6-8

#	Player	F	Total			3-Ptr			Rebounds			PF	TP	A	TO	Blk
---	--------	---	-------	--	--	-------	--	--	----------	--	--	----	----	---	----	-----

**IOWA HAWKEYE BASKETBALL**  
**Iowa Combined Team Statistics (as of Feb 23, 2012)**  
**Conference games**

<b>RECORD:</b>	<b>OVERALL</b>	<b>HOME</b>	<b>AWAY</b>	<b>NEUTRAL</b>
ALL GAMES	7-8	5-3	2-5	0-0
CONFERENCE	7-8	5-3	2-5	0-0
NON-CONFERENCE	0-0	0-0	0-0	0-0

##	Player	gp-gs	min	avg	Total		3-Point		F-Throw		Rebounds				pf	dq	a	to	blk	stl	pts	avg
					fg-fga	fg%	3fg-fga	3fg%	ft-fga	ft%	off	def	tot	avg								
05	Gatens, Matt	15-15	531	35.4	85-172	.494	39-81	.481	42-51	.824	18	44	62	4.1	23	0	23	15	5	22	251	16.7
30	White, Aaron	15-7	403	26.9	58-109	.532	8-22	.364	49-72	.681	33	63	96	6.4	30	1	15	24	17	10	173	11.5
04	Marble, Roy Devyn	15-15	500	33.3	59-146	.404	6-21	.286	46-69	.667	21	49	70	4.7	25	0	55	32	7	22	170	11.3
15	McCabe, Zach	15-15	340	22.7	41-82	.500	10-20	.500	26-33	.788	26	34	60	4.0	57	3	17	32	6	11	118	7.9
01	Basabe, Melsahn	15-8	300	20.0	41-76	.539	0-0	.000	25-47	.532	22	41	63	4.2	30	0	6	23	18	8	107	7.1
24	Cartwright, Bryce	13-4	295	22.7	31-76	.408	1-8	.125	21-30	.700	1	26	27	2.1	20	0	56	36	0	9	84	6.5
02	Oglesby, Josh	15-3	268	17.9	23-75	.307	13-46	.283	12-15	.800	4	14	18	1.2	12	0	14	5	0	2	71	4.7
25	May, Eric	13-8	186	14.3	17-49	.347	3-10	.300	5-8	.625	10	26	36	2.8	17	1	8	16	2	7	42	3.2
20	Brommer, Andrew	13-0	60	4.6	2-3	.667	0-0	.000	4-6	.667	4	3	7	0.5	15	0	1	4	1	2	8	0.6
35	Archie, Devon	10-0	56	5.6	3-6	.500	0-0	.000	0-1	.000	5	8	13	1.3	7	0	1	2	3	2	6	0.6
00	Olaseni, Gabriel	8-0	34	4.3	1-5	.200	0-0	.000	2-5	.400	1	5	6	0.8	7	0	0	5	4	4	4	0.5
32	Stubbs, Branden	5-0	10	2.0	1-1	1.000	0-0	.000	0-0	.000	0	0	0	0.0	0	0	1	2	0	0	2	0.4
34	Stokes, Darius	5-0	13	2.6	1-2	.500	0-0	.000	0-0	.000	1	1	2	0.4	1	0	0	0	0	0	2	0.4
14	McCarty, Stephen	3-0	4	1.3	0-1	.000	0-0	.000	0-0	.000	1	0	1	0.3	0	0	0	0	0	0	0	0.0
Team											20	21	41		2		1					
Total.....		15	3000		363-803	.452	80-208	.385	232-337	.688	167	335	502	33.5	246	5	197	197	63	99	1038	69.2
Opponents.....		15	3000		402-868	.463	103-307	.336	193-268	.720	177	338	515	34.3	288	1	224	174	49	101	1100	73.3

<b>TEAM STATISTICS</b>	<b>IOWA</b>	<b>OPP</b>	<b>Date</b>	<b>Opponent</b>	<b>Score</b>	<b>Att.</b>
SCORING	1038	1100	* 12/28/11	PURDUE	L 76-79	13314
Points per game	69.2	73.3	* 12/31/11	at Wisconsin	w 72-65	17230
Scoring margin	-4.1	-	* 01/04/12	at Minnesota	w 64-62	12018
FIELD GOALS-ATT	363-803	402-868	* 01/07/12	OHIO STATE	L 47-76	15400
Field goal pct	.452	.463	* 01/10/12	at Michigan State	L 61-95	14797
3 POINT FG-ATT	80-208	103-307	* 01/14/12	MICHIGAN	w 75-59	12366
3-point FG pct	.385	.336	* 01/17/12	at Purdue	L 68-75	14134
3-pt FG made per game	5.3	6.9	* 01/26/12	NEBRASKA	L 73-79	10538
FREE THROWS-ATT	232-337	193-268	* 01/29/12	at Indiana	L 89-103	17243
Free throw pct	.688	.720	* 02/01/12	MINNESOTA	w 63-59	11232
F-Throws made per game	15.5	12.9	* 02/04/12	PENN STATE	w 77-64	13510
REBOUNDS	502	515	* 02/09/12	at Northwestern	L 64-83	6013
Rebounds per game	33.5	34.3	* 2/16/12	at Penn State	L 64-69	6794
Rebounding margin	-0.9	-	* 02/19/12	INDIANA	w 78-66	13282
ASSISTS	197	224	* 02/23/12	WISCONSIN	w 67-66	14248
Assists per game	13.1	14.9				
TURNOVERS	197	174				
Turnovers per game	13.1	11.6				
Turnover margin	-1.5	-				
Assist/turnover ratio	1.0	1.3				
STEALS	99	101				
Steals per game	6.6	6.7				
BLOCKS	63	49				
Blocks per game	4.2	3.3				
ATTENDANCE	103890	88229				
Home games-Avg/Game	8-12986	7-12604				
Neutral site-Avg/Game	-	0-0				

# = Dale Howard Classic, Des Moines, Iowa  
^ = Big Ten/ACC Challenge  
\* = Conference game

<b>Score by Periods</b>	<b>1st</b>	<b>2nd</b>	<b>Totals</b>
Iowa	481	557	1038
Opponents	503	597	1100



**IOWA HAWKEYE BASKETBALL**  
**Iowa Combined Team Statistics (as of Feb 23, 2012)**  
**All games**

Overall record: 15-13 Conf: 7-8 Home: 13-5 Away: 2-7 Neutral: 0-1

#	Player	gp-gs	min	avg	Total		3-Point		F-Throw		Rebounds				pf	dq	a	to	blk	stl	pts	avg
					fg-fga	fg%	3fg-fga	3fg%	ft-fa	ft%	off	def	tot	avg								
05	Gatens, Matt	28-28	948	33.9	144-298	.483	59-140	.421	86-100	.860	32	75	107	3.8	51	0	52	29	5	43	433	15.5
04	Marble, Roy Devyn	28-20	813	29.0	107-254	.421	9-33	.273	89-124	.718	35	77	112	4.0	48	0	103	44	12	44	312	11.1
30	White, Aaron	28-7	631	22.5	102-205	.498	13-42	.310	75-106	.708	59	99	158	5.6	52	2	23	41	21	22	292	10.4
01	Basabe, Melsahn	28-21	589	21.0	86-167	.515	0-0	.000	58-91	.637	46	95	141	5.0	54	0	10	41	29	16	230	8.2
15	McCabe, Zach	28-23	588	21.0	78-157	.497	17-36	.472	40-53	.755	53	68	121	4.3	95	5	29	48	6	25	213	7.6
24	Cartwright, Bryce	25-12	553	22.1	53-154	.344	3-19	.158	44-57	.772	4	44	48	1.9	31	0	105	59	0	21	153	6.1
02	Oglesby, Josh	28-3	509	18.2	57-151	.377	33-95	.347	23-32	.719	8	35	43	1.5	18	0	34	11	2	5	170	6.1
25	May, Eric	26-21	451	17.3	56-138	.406	14-39	.359	15-24	.625	22	51	73	2.8	41	1	32	31	7	20	141	5.4
20	Brommer, Andrew	23-0	194	8.4	14-20	.700	0-0	.000	11-25	.440	15	23	38	1.7	37	0	4	12	3	9	39	1.7
00	Olaseni, Gabriel	15-0	78	5.2	7-16	.438	0-0	.000	8-13	.615	8	11	19	1.3	10	0	3	7	7	4	22	1.5
35	Archie, Devon	18-5	135	7.5	11-18	.611	0-0	.000	2-5	.400	10	24	34	1.9	17	0	3	12	6	6	24	1.3
32	Stubbs, Branden	11-0	39	3.5	5-9	.556	2-3	.667	2-2	1.000	0	3	3	0.3	3	0	6	6	0	4	14	1.3
13	Denning, Kyle	4-0	9	2.3	1-2	.500	0-1	.000	2-2	1.000	0	1	1	0.3	0	0	0	1	0	0	4	1.0
34	Stokes, Darius	11-0	35	3.2	2-5	.400	0-0	.000	0-0	.000	2	7	9	0.8	6	0	2	2	2	1	4	0.4
14	McCarty, Stephen	8-0	19	2.4	1-5	.200	0-1	.000	0-0	.000	1	0	1	0.1	2	0	0	2	0	0	2	0.3
03	Cox, Cody	3-0	7	2.3	0-0	.000	0-0	.000	0-0	.000	0	1	1	0.3	1	0	0	1	0	0	0	0.0
11	Rickert, Christopher	1-0	2	2.0	0-0	.000	0-0	.000	0-0	.000	0	0	0	0.0	0	0	0	0	0	0	0	0.0
Team											32	41	73		5		3					
Total.....		28	5600		724-1599	.453	150-409	.367	455-634	.718	327	655	982	35.1	471	8	406	350	100	220	2053	73.3
Opponents.....		28	5600		725-1590	.456	195-551	.354	368-518	.710	302	661	963	34.4	539	7	406	390	84	154	2013	71.9

TEAM STATISTICS	IOWA	OPP	Date	Opponent	Score	Att.
SCORING	2053	2013	11/11/11	CHICAGO STATE	w 96-53	12897
Points per game	73.3	71.9	11/14/11	NORTH CAROLINA A&T	w 95-79	8891
Scoring margin	+1.4	-	11/17/11	NORTHERN ILLINOIS	w 88-55	9666
FIELD GOALS-ATT	724-1599	725-1590	# 11/20/11	vs Creighton	L 59-82	12746
Field goal pct	.453	.456	11/23/11	CAMPBELL	L 61-77	10501
3 POINT FG-ATT	150-409	195-551	11/26/11	IPFW	w 82-72	9904
3-point FG pct	.367	.354	^ 11/29/11	CLEMSON	L 55-71	10449
3-pt FG made per game	5.4	7.0	12/03/11	BROWN	w 75-54	10399
FREE THROWS-ATT	455-634	368-518	12/06/11	at Northern Iowa	L 60-80	6834
Free throw pct	.718	.710	12/09/11	at Iowa State	L 76-86	14356
F-Throws made per game	16.3	13.1	12/17/11	DRAKE	w 82-68	10479
REBOUNDS	982	963	12/19/11	CENTRAL ARKANSAS	w 105-64	9382
Rebounds per game	35.1	34.4	12/22/11	BOISE STATE	w 81-72	13122
Rebounding margin	+0.7	-	* 12/28/11	PURDUE	L 76-79	13314
ASSISTS	406	406	* 12/31/11	at Wisconsin	w 72-65	17230
Assists per game	14.5	14.5	* 01/04/12	at Minnesota	w 64-62	12018
TURNOVERS	350	390	* 01/07/12	OHIO STATE	L 47-76	15400
Turnovers per game	12.5	13.9	* 01/10/12	at Michigan State	L 61-95	14797
Turnover margin	+1.4	-	* 01/14/12	MICHIGAN	w 75-59	12366
Assist/turnover ratio	1.2	1.0	* 01/17/12	at Purdue	L 68-75	14134
STEALS	220	154	* 01/26/12	NEBRASKA	L 73-79	10538
Steals per game	7.9	5.5	* 01/29/12	at Indiana	L 89-103	17243
BLOCKS	100	84	* 02/01/12	MINNESOTA	w 63-59	11232
Blocks per game	3.6	3.0	* 02/04/12	PENN STATE	w 77-64	13510
ATTENDANCE	209580	122165	* 02/09/12	at Northwestern	L 64-83	6013
Home games-Avg/Game	18-11643	9-12158	* 2/16/12	at Penn State	L 64-69	6794
Neutral site-Avg/Game	-	1-12746	* 02/19/12	INDIANA	w 78-66	13282
			* 02/23/12	WISCONSIN	w 67-66	14248

Score by Periods	1st	2nd	Totals
Iowa	966	1087	2053
Opponents	942	1071	2013

# = Dale Howard Classic, Des Moines, Iowa  
^ = Big Ten/ACC Challenge  
\* = Conference game