

2011-12 IOWA HAWKEYE BASKETBALL GAME NOTES



3 Final Fours
8 Big Ten Championships
2 Big Ten Tournament Titles

GAME 15 // IOWA (8-6, 0-1) at #11 WISCONSIN (12-2, 1-0)
Saturday, Dec. 31, 2011 • 12:01 p.m.
Madison, Wisconsin • Kohl Center (17,230)
Radio: Hawkeye Radio Network; XM 193
Radio Talent: Brent Balbinot (pxp), Bob Hansen (analyst)
TV: BTN (HD)
TV Talent: Eric Collins (pxp) and Jim Jackson (analyst)
Live Stats / Audio: hawkeyesports.com

Iowa Athletic Communications
 5300 Carver-Hawkeye Arena, Iowa City, IA 52242
 Phone: 319-335-9411 • Fax: 319-335-9417
hawkeyesports.com • hawkeyebasketball.com
MBB CONTACT: MATTHEW WEITZEL
 office: 319-335-6590 • cell: 319-430-8176
 email: matthew-weitzel@hawkeyesports.com
 Twitter: @BigWeitz

2011-12 Schedule / Results

8-6 Overall, 0-1 Big Ten

Nov. 11	Chicago State	W, 96-53
Nov. 14	North Carolina A&T	W, 95-79
Nov. 17	Northern Illinois	W, 88-55
Nov. 20	vs. Creighton #	L, 59-82
Nov. 23	Campbell	L, 61-77
Nov. 26	IPFW	W, 82-72
Nov. 29	Clemson \$	L, 55-71
Dec. 3	Brown	W, 75-54
Dec. 6	at Northern Iowa	L, 60-80
Dec. 9	at Iowa State +	L, 76-86
Dec. 17	Drake	W, 82-68
Dec. 19	Central Arkansas	W, 105-64
Dec. 22	Boise State	W, 81-72
Dec. 28	Purdue	L, 76-79
Dec. 31	at #11 Wisconsin	12:01 p.m.
Jan. 4	at Minnesota	8 p.m.
Jan. 7	Ohio State	2 p.m.
Jan. 10	at Michigan State	6 p.m.
Jan. 14	Michigan	Noon
Jan. 17	at Purdue	7 p.m.
Jan. 26	Nebraska	6 p.m.
Jan. 29	at Indiana	5 p.m.
Feb. 1	Minnesota	7:30 p.m.
Feb. 4	Penn State	2 p.m.
Feb. 9	at Northwestern	8 p.m.
Feb. 16	at Penn State	7 p.m.
Feb. 19	Indiana	TBD
Feb. 23	Wisconsin	8 p.m.
Feb. 26	at Illinois	5 p.m.
Feb. 29	at Nebraska	8 p.m.
March 3	Northwestern	1:30 p.m.

all times listed are central

-- Dale Howard Classic -- Des Moines, Iowa
 \$ -- Big Ten / ACC Challenge
 + -- Iowa Corn Cy-Hawk Series
 * -- Big Ten Tournament, Indianapolis, Ind.

Pronunciation Guide

Kirk Speraw..... SPEAR-awe
 Melsahn Basabe..... Bah-SAAB-ee
 Andrew Brommer..... BRAU-mur
 Josh Oglesby..... Oh-gulls-BEE
 Gabriel Olaseni..... Oh-lah-SEHN-ee

AP NR
 ESPN NR
 RPI 173

IOWA HAWKEYES

2011-12 Record: 8-6
Big Ten Record: 0-1
Head Coach: Fran McCaffery
Career Record: 270-203 (16th year)
Iowa Record: 19-26 (2nd year)

STATISTICAL LEADERS
Points: Matt Gatens (13.8)
Rebounds: Melsahn Basabe (6.1)
Assists: Bryce Cartwright (4.1)
Steals: Roy Devyn Marble (1.6)
Blocks: Melsahn Basabe (0.9)

GAME INFORMATION

Date: Saturday, Dec. 31, 2011
Tip-off: 12:01 p.m.
Location: Madison, Wisconsin
Arena: Kohl Center (17,230)
TV: BTN (HD)
Radio: XM 193
 WMT-AM 600 (Cedar Rapids)
 WHO-AM 1040 (Des Moines)
 KXIC-AM 800 (Iowa City)

SERIES
Series: Wisconsin leads, 77-76
at Madison: Wisconsin leads, 49-27
Last Meeting: Feb. 9, 2011 (UW, 62-59)
McCaffery vs. Wisconsin: 0-2
Ryan vs. Iowa: 14-5

MULTIMEDIA
Audio / Live Stats: hawkeyesports.com
Twitter Updates: @IowaHoops

AP 11
 ESPN 11
 RPI 23

WISCONSIN BADGERS

2011-12 Record: 12-2
Big Ten Record: 1-0
Head Coach: Bo Ryan
Career Record: 637-196 (28th year)
Purdue Record: 254-93 (11th year)

STATISTICAL LEADERS
Points: Jordan Taylor (12.4)
Rebounds: Ryan Evans (6.9)
Assists: Jordan Taylor (5.0)
Steals: Jared Berggren (1.6)
Blocks: Jared Berggren (1.6)

Saturday Afternoon Quick Hits

- Saturday is Iowa's first visit to Madison since March 3, 2010. Iowa did not play at Wisconsin a year ago. Only seniors Matt Gatens and Andrew Brommer, and junior Eric May have played at the Kohl Center.
- Two of the last five meetings between Iowa and Wisconsin have gone to overtime (1-1).
- Saturday will be Iowa's first game against a nationally-ranked opponent this year.
- Iowa has collected 10 steals or more in seven games. The Hawkeyes own the third-largest steal differential in the country (+63).
- Roy Devyn Marble has done a tremendous job attacking the basket, drawing contact and going to the free throw line. His 63 attempts are third-best in the Big Ten (48-of-63, .762).
- Melsahn Basabe has averaged 13.1 points and 8.3 rebounds in December (seven games).
- Iowa is 9-0 when scoring 80 points or more, under McCaffery, the last two seasons. Furthermore, the Hawkeyes are 11-0 when holding opponents to fewer than 60 points.
- Iowa has been aggressive to the basket the last five games, attempting an average of 27 free throws during that span (107-of-135, .793).
- After blocking 22 shots its first 11 games, Iowa has swatted 19 the last three outings.

Iowa Projected Starting Lineup (Based on last game's starters)

 G • 4 • Roy Devyn Marble 6-6 • 194 • So. • Southfield, Mich. <table border="1"> <tr><th>PTS</th><th>AST</th><th>FG%</th><th>FT%</th></tr> <tr><td>11.4</td><td>3.9</td><td>.450</td><td>.762</td></tr> </table>	PTS	AST	FG%	FT%	11.4	3.9	.450	.762	 G/F • 25 • Eric May 6-5 • 217 • Jr. • Dubuque, Iowa <table border="1"> <tr><th>PTS</th><th>REB</th><th>FG%</th><th>FT%</th></tr> <tr><td>7.7</td><td>3.1</td><td>.427</td><td>.700</td></tr> </table>	PTS	REB	FG%	FT%	7.7	3.1	.427	.700
PTS	AST	FG%	FT%														
11.4	3.9	.450	.762														
PTS	REB	FG%	FT%														
7.7	3.1	.427	.700														
 G • 5 • Matt Gatens 6-5 • 212 • Sr. • Iowa City, Iowa <table border="1"> <tr><th>PTS</th><th>REB</th><th>FG%</th><th>FT%</th></tr> <tr><td>13.8</td><td>3.6</td><td>.459</td><td>.906</td></tr> </table>	PTS	REB	FG%	FT%	13.8	3.6	.459	.906	 F • 1 • Melsahn Basabe 6-7 • 225 • So. • Glen Cove, N.Y. <table border="1"> <tr><th>PTS</th><th>REB</th><th>FG%</th><th>FT%</th></tr> <tr><td>9.8</td><td>6.1</td><td>.515</td><td>.745</td></tr> </table>	PTS	REB	FG%	FT%	9.8	6.1	.515	.745
PTS	REB	FG%	FT%														
13.8	3.6	.459	.906														
PTS	REB	FG%	FT%														
9.8	6.1	.515	.745														
 F • 15 • Zach McCabe 6-7 • 232 • So. • Sioux City, Iowa <table border="1"> <tr><th>PTS</th><th>REB</th><th>FG%</th><th>FT%</th></tr> <tr><td>7.1</td><td>4.7</td><td>.460</td><td>.763</td></tr> </table>	PTS	REB	FG%	FT%	7.1	4.7	.460	.763									
PTS	REB	FG%	FT%														
7.1	4.7	.460	.763														

Inside the Numbers

	IOWA	WISC
Scoring Average	77.9	67.9
Scoring Defense	70.9	44.4
Scoring Margin	+7.1	+23.5
FG%	.455	.460
FG% Defense	.452	.333
FT%	.748	.695
3-PT FG%	.344	.411
3-PT FG% Defense	.371	.241
Rebound Margin	+2.2	+5.6
Assists Per Game	16.0	13.3
Turnovers Per Game	11.6	8.5
Steals Per Game	8.7	6.4
Blocks Per Game	2.9	3.8

Miscellaneous Statistics

Double-Figure Scoring Games...					
Player	08-09	09-10	10-11	11-12	Career
Matt Gatens	21	20	21	10	72
Bryce Cartwright	6	---	19	3	28
Eric May	---	10	13	5	28
Melsahn Basabe	---	---	17	8	25
Roy Devyn Marble	---	---	5	9	14
Zach McCabe	---	---	4	3	9
Aaron White	---	---	---	4	4
Josh Oglesby	---	---	---	3	3
Andrew Brommer	---	---	2	---	2
Devon Archie	---	---	1	---	1
Branden Stubbs	---	---	1	---	1

20-Point Scoring Games...					
Player	08-09	09-10	10-11	11-12	Career
Matt Gatens	2	4	3	3	12
Melsahn Basabe	---	---	5	---	5
Bryce Cartwright	1	---	1	---	2
Eric May	---	---	1	1	2
Roy Devyn Marble	---	---	---	1	1

Double-Figure Rebounding Games...					
Player	08-09	09-10	10-11	11-12	Career
Melsahn Basabe	---	---	8	3	11
Matt Gatens	1	---	---	---	1
Eric May	---	1	---	---	1
Devon Archie	---	---	1	---	1
Aaron White	---	---	---	1	1

Double-Doubles...					
Player	08-09	09-10	10-11	11-12	Career
Melsahn Basabe	---	---	6	3	9
Matt Gatens	1	---	---	---	1
Eric May	---	1	---	---	1
Devon Archie	---	---	1	---	1
Bryce Cartwright	---	---	1	---	1
Aaron White	---	---	---	1	1

4+ Three-Pointer Games...					
Player	08-09	09-10	10-11	11-12	Career
Matt Gatens	2	5	4	1	12
Eric May	---	3	---	---	3
Zach McCabe	---	---	1	---	1
Josh Oglesby	---	---	---	1	1

5+ Assists Games...					
Player	08-09	09-10	10-11	11-12	Career
Bryce Cartwright	10	---	22	5	37
Matt Gatens	3	6	1	3	13
Roy Devyn Marble	---	---	---	5	5
Eric May	---	---	---	1	1

3+ Steals Games...					
Player	08-09	09-10	10-11	11-12	Career
Matt Gatens	3	1	5	2	11
Eric May	---	3	5	1	9
Bryce Cartwright	2	---	1	---	3
Zach McCabe	---	---	1	1	2
Roy Devyn Marble	---	---	---	3	3
Andrew Brommer	---	---	---	1	1

3+ Blocks Games...					
Player	08-09	09-10	10-11	11-12	Career
Melsahn Basabe	---	---	4	1	5
Eric May	---	3	---	---	3
Andrew Brommer	---	---	2	---	2
Devon Archie	---	---	1	---	1
Gabriel Olaseni	---	---	---	1	1
Roy Devyn Marble	---	---	---	1	1

2011-12 Margin of Victory/Defeat

Points	1	2	3	4	5	6	7	8	9	10+	15+	20+
Wins	0	0	0	0	0	0	0	0	1	2	1	4
Losses	0	0	1	0	0	0	0	0	0	1	2	2

PURDUE BEATS IOWA IN BIG TEN OPENER

Purdue beat Iowa 79-76 Wednesday night in the Big Ten opener in Iowa City.

Three Hawkeyes scored in double figures: Roy Devyn Marble (17), Melsahn Basabe (14) and Matt Gatens (11). Marble also equaled a career high with six assists. Basabe grabbed a team-best eight boards. He has led the team in rebounding in six of the last seven games. Gatens matched season highs with six boards and five assists.

Iowa outscored Purdue 21-7 at the charity stripe, but the Boilermakers (6) sank three more 3-pointers than the Hawkeyes (3) and shot 50 percent (33-of-66) from the field.

Robbie Hummel had a double-double (16 points and 11 rebounds) to lead Purdue.

IOWA, PURDUE TIP-INS

- Matt Gatens, Roy Devyn Marble and Bryce Cartwright combined for 15 assists and only one turnover.
- The three-point margin is the smallest Iowa result this season. The previous smallest differential was nine points (81-72 win over Boise State on Dec. 22).
- Roy Devyn Marble and Melsahn Basabe combined to score more than half (20) of Iowa's 39 first-half points.
- An Iowa season-best crowd of 13,314 watched Wednesday's Big Ten season opener.
- Josh Oglesby sank a 3-pointer for the sixth straight game off the bench. The freshman has made at least one triple in 12-of-14 contests.
- Eric May scored all nine of his points and snagged all six of his rebounds in the second half against Purdue.
- All 19 players that saw action for both teams scored.

BIG TEN RANKINGS

Iowa ranks second in the Big Ten in free throw percentage (.748); third in scoring (77.9); steals (8.7); fourth in rebounding (36.7) and assists (16.0), and fifth in turnover margin (+4.3) and assist/turnover ratio (1.4).

Individually, Roy Devyn Marble ranks first in assist/turnover ratio (4.5); sixth in steals (1.6); ninth in assists (3.9) and 12th in free throw percentage (.762). Matt Gatens ranks first in free throw (.906); 10th in steals (1.5) and 14th in scoring (13.8). Melsahn Basabe ranks ninth in rebounding (6.1), while Bryce Cartwright ranks seventh in assists (4.1) and fifth in assist/turnover ratio (2.2).

2011-12 Iowa Hawkeye Roster

No.	Name	Pos.	Ht.	Wt.	Yr.	Hometown (High School/College)
0	Gabriel Olaseni	C	6-10	225	Fr.	London, England (Sunrise Christian Academy)
1	Melsahn Basabe	F	6-7	225	So.	Glen Cove, N.Y. (St. Mark's)
2	Josh Oglesby	G	6-5	190	Fr.	Cedar Rapids, Iowa (Washington)
3	Cody Cox	F	6-4	196	So.	Waterloo, Iowa (Waterloo West)
4	Roy Devyn Marble	G/F	6-6	194	So.	Southfield, Mich. (Lathrup)
5	Matt Gatens	G	6-5	212	Sr.	Iowa City, Iowa (Iowa City)
11	Christopher Rickert	F	6-3	180	Jr.	Sioux City, Iowa (Bishop Heelan)
13	Kyle Denning	G	6-2	150	Fr.	Cedar Falls, Iowa (Northern University HS)
14	Stephen McCarty	G	6-0	155	So.	Auburn Hills, Mich. (West Bloomfield)
15	Zach McCabe	F	6-7	232	So.	Sioux City, Iowa (Bishop Heelan)
20	Andrew Brommer	F	6-9	247	Sr.	Rosemount, Minn. (Rosemount)
24	Bryce Cartwright	G	6-1	188	Sr.	Compton, Calif. (Dominguez/Paris JC)
25	Eric May	G/F	6-5	217	Jr.	Dubuque, Iowa (Wahlert)
30	Aaron White	F	6-8	225	Fr.	Strongsville, Ohio (Strongsville)
32	Branden Stubbs	G	6-2	175	So.	Pleasant Hill, Iowa (Des Moines Christian)
34	Darius Stokes	F	6-7	203	Fr.-RS	Cedar Rapids, Iowa (Linn-Mar)
35	Devon Archie	F	6-9	222	Sr.-RS	Indianapolis, Ind. (Vincennes CC)

Head Coach: Fran McCaffery

Assistant Coaches: Kirk Speraw, Sherman Dillard, Andrew Francis

Head Coach Fran McCaffery

Fran McCaffery is in his second season as the head basketball coach at the University of Iowa and his 16th year overall as a college head coach. McCaffery spent five seasons (2005-10) as the head coach at Siena, six years at UNC-Greensboro (1999-2005) and three seasons at Lehigh (1985-88) before joining the Hawkeyes.



McCaffery has nearly three decades of Division I coaching experience. He completed his 29th season as a collegiate coach in 2011, which includes 15 years as a head coach and 14 as an assistant.

McCaffery, 50, holds a career mark of 270-203 (.571) and guided his teams to six postseason appearances (five NCAA, one NIT). He is 19-26 (.422) at Iowa.

McCaffery's five years at Siena were the best in its 70-year history. He led the Saints on an incredible run that ended with three straight Metro Atlantic Athletic Conference championships and NCAA Tournament appearances. In so doing, Siena became the only program in the country to win its regular season and postseason title the last three years.

McCaffery's Saints owned a 112-51 (.687) record in his five years with the program. He guided the Saints to four consecutive 20-win seasons, something that has never been accomplished before at the Siena.

The 2009 MAAC Coach of the Year and 2010 District I Coach of the Year is the third winningest coach, by percentage, in league history (68-22, .756). He is the only coach to guide a MAAC program to two NCAA Tournament wins. McCaffery led his 2008 and 2009 teams to first round NCAA Tournament victories over Vanderbilt and Ohio State, respectively.

In his final two seasons at Siena, he coached the Saints to back-to-back 27-win campaigns and boasted a combined 39-3 (.929) record against MAAC opponents, which included MAAC Tournament contests.

McCaffery began his coaching career as an assistant at Penn (1982-83) and Lehigh (1983-85). Then at age 26, he became the nation's youngest Division I head coach when hired by Lehigh in 1985. After three seasons as head coach at Lehigh, he spent 11 seasons as an assistant at Notre Dame (1988-99).

McCaffery played basketball at Wake Forest his freshman year (1977-78) and then concluded his collegiate playing career at Penn his final three seasons (1979-82).

He earned his B.S. degree in Economics from The Wharton School (Penn) in 1982. McCaffery also earned a Master of Education from Lehigh in 1985.

COACHING HONORS

NABC District I Coach of the Year, 2009-10
MAAC Coach of the Year, 2008-09

HEAD COACHING EXPERIENCE

Lehigh (1985-88):49-39 (.557); 8-6 (.571) League
UNC-Greensboro (1999-05).....90-87 (.508); 49-47 (.510) League
Siena (2005-10)112-51 (.687); 68-22 (.756) League
Iowa (2010-present):19-26 (.409); 4-15 (.211) League

McCaffery File

Born: May 23, 1959
Hometown: Philadelphia, Pa.
High School: LaSalle, 1977
College: B.S. in Economics, The Wharton School (Penn), 1982
Master of Education, Lehigh, 1985
Family: Wife, Margaret
Sons, Connor, Patrick and Jonathan Francis
Daughter, Marit Katherine
Brother, Jack (sportswriter in Philadelphia area)

Coaching Honors

MAAC Coach of the Year, 2009
NABC District I Coach of the Year, 2009-10

Coaching History (29 years)

1982-83	Assistant Coach, Penn
1983-85	Assistant Coach, Lehigh
1985-88	Head Coach, Lehigh
1988-99	Assistant Coach, Notre Dame
1999-05	Head Coach, UNC-Greensboro
2005-10	Head Coach, Siena
2010-present	Head Coach, University of Iowa

Coaching Chart

Overall (15 seasons): 270-203 (.571)
At Iowa (two seasons): 19-26 (.422)
At Siena (five seasons): 112-51 (.688)
At UNCG (six seasons): 90-87 (.508)
At Lehigh (three seasons): 49-40 (.551)
NCAA Tournament (five appearances*): 2-5
NIT (one appearance): 0-1

**McCaffery is the first coach to bring three different programs from one-bid leagues to the NCAA Tournament (conferences that sent just one team the year his program advanced).*

McCaffery in Postseason Play

1988	NCAA Tournament - - Lehigh
1989	NCAA Tournament - - Notre Dame
1990	NCAA Tournament - - Notre Dame
1992	NIT - - Notre Dame
1997	NIT - - Notre Dame
2001	NCAA Tournament - - UNC-Greensboro
2002	NIT - - UNC-Greensboro
2008	NCAA Tournament - - Siena
2009	NCAA Tournament - - Siena
2010	NCAA Tournament - - Siena

Playing Experience

Wake Forest, 1977-78
Penn, 1979-82

2011-12 Big Ten Standings/Schedule

Team	Big Ten	Pct.	Overall	Pct.
Illinois	1-0	1.000	12-2	.857
Wisconsin	1-0	1.000	12-2	.857
Ohio State	1-0	1.000	13-1	.929
Michigan State	1-0	1.000	12-2	.857
Purdue	1-0	1.000	11-3	.786
Michigan	0-0	.000	10-2	.833
Penn State	0-0	.000	8-5	.615
Indiana	0-1	.000	12-1	.923
Minnesota	0-1	.000	12-2	.857
Northwestern	0-1	.000	10-3	.769
Nebraska	0-1	.000	8-4	.667
IOWA	0-1	.000	8-6	.571

Thursday, December 29

Penn State at Michigan, 6:30 p.m. (BTN)

Saturday, December 31

Iowa at Wisconsin, Noon (BTN)

Michigan State at Nebraska, 2 p.m. (BTN)

Illinois at Purdue, 3 p.m. (ESPN2)

Ohio State at Indiana, 5 p.m. (ESPN2)

Sunday, January 1

Minnesota at Indiana, 3 p.m. (BTN)

Penn State at Northwestern, 6 p.m. (ESPNU)

Tuesday, January 3

Nebraska at Ohio State, 5:30 p.m. (BTN)

Michigan State at Wisconsin, 6 p.m. (ESPN2)

IOWA STATISTICAL CATEGORY LEADERS

LED IN SCORING:	Roy Devyn Marble (5)
REACHED DOUBLE FIGURES:.....	Gatens (10)
30+ POINT GAMES:.....	Gatens (3)
20+ POINT GAMES:.....	Gatens (3)
LED IN REBOUNDING:.....	Basabe (8)
DOUBLE-FIGURE REBOUNDS:.....	Basabe (3)
DOUBLE-DOUBLES:.....	Basabe (3)
LED IN ASSISTS:.....	Cartwright, Marble (6)
LED IN STEALS:.....	Marble (7)
LED IN BLOCKS:.....	Basabe (6)
5+ FTA GAMES:.....	Gatens, Marble (6)

*includes ties for team lead

LATE GAME CLUTCH FREE THROW SHOOTING

IN FINAL FIVE MINUTES OF GAME

Player	FTM	FTA	Pct.
Matt Gatens	15	15	1.000
Melsahn Basabe	2	2	1.000
Kyle Denning	2	2	1.000
Roy Devyn Marble	6	6	1.000
Bryce Cartwright	4	4	1.000
Eric May	2	2	1.000
Gabriel Olaseini	2	2	1.000
Branden Stubbs	2	2	1.000
Josh Oglesby	4	5	.800
Aaron White	9	10	.900
Zach McCabe	3	4	.750
Roy Devyn Marble	3	6	.500
TOTALS	54	62	.871

IN FINAL TWO MINUTES OF GAME

Player	FTM	FTA	Pct.
Matt Gatens	8	8	1.000
Branden Stubbs	2	2	1.000
Eric May	2	2	1.000
Josh Oglesby	4	5	.800
Aaron White	3	4	.750
Roy Devyn Marble	3	5	.600
TOTALS	22	26	.846

IN FINAL ONE MINUTE OF GAME

Player	FTM	FTA	Pct.
Matt Gatens	8	8	1.000
Branden Stubbs	2	2	1.000
Aaron White	2	2	1.000
Josh Oglesby	3	3	1.000
Roy Devyn Marble	3	4	.750
TOTALS	18	19	.947

2011-12 Captains

Iowa captains are seniors Bryce Cartwright, Eric May and Matt Gatens.

SCOUTING WISCONSIN

- Wisconsin enters Saturday's contest riding a six-game winning streak, matching its longest streak of the season.
- The Badgers are 8-1 at the Kohl Center, with their only defeat coming to nationally-ranked Marquette (61-54).
- Wisconsin overwhelmed Nebraska Tuesday night in Lincoln, 64-40. It marked the Badgers' ninth-straight conference opening victory under Bo Ryan.
- Ryan Evans scored a career-high 22 points on 9-of-11 shooting and grabbed six rebounds in Wisconsin's triumph over the Huskers Tuesday.
- Wisconsin made 11 triples to Nebraska's three Tuesday night. Also, the Badgers scored 21 points off only nine Husker turnovers.
- Wisconsin held Nebraska's leading scorer, Bo Spencer, to only five points on 2-of-12 shooting from the field.
- The Badgers have held nine of their 14 opponents to 45 points or less this year.
- Jordan Taylor leads Wisconsin in scoring (12.4) and assists (5.0). Taylor was an All-American point guard a year ago and is a preseason All-American this season.
- Four Badgers average in double figures in scoring: Jordan Taylor (12.4), Jared Berggren (12.1), Ryan Evans (10.8) and Ben Brust (10.6).
- Four Badgers have made 19 triples or more: Ben Brust (33), Jared Berggren (20), Jordan Taylor (19) and Josh Gasser (19).

IOWA WISCONSIN TIP-INS

- After playing four straight home games, the Hawkeyes hit the road for their next two games. Iowa plays at Wisconsin on Saturday and Minnesota the following Wednesday.
- Iowa ranks 11th in the nation in turnover margin (4.3); 21st in steals (8.7); 35th in free throw percentage (.748) and 36th in assist/turnover ratio (1.4). Individually, Roy Devyn Marble ranks eighth in the nation in assist/turnover ratio (4.5), while Matt Gatens ranks 36th in free throw percentage (.906).
- Wisconsin ranks first in the country in fewest turnovers per game (8.5), scoring defense (44.4) and fewest fouls per contest (12.6); second in field goal percentage defense (.333); third in 3-point field goal percentage defense (.241); fourth in scoring margin (+23.5) and assist/turnover ratio (1.6), and 14th in turnover margin (+4.5). Individually, Jordan Taylor ranks 13th in the nation in assist/turnover ratio (3.3) and Ben Brust ranks 22nd in 3-point field goal percentage (.446).
- Iowa's series against Wisconsin and Ohio State are the closest among other Big Ten teams. Wisconsin holds a 77-76 advantage in 153 games played. The Hawkeyes own a slim 75-74 edge in 149 contests played against the Buckeyes.
- Both head coaches, Bo Ryan and Fran McCaffery, were raised in the Philadelphia area. McCaffery is a Philadelphia native, who attended La Salle High School, while Ryan was raised in Chester, Pa., and attended Chester High School.
- Wisconsin's Ben Brust scores 66.4 percent of his points (99-of-149) from 3-point territory, a percentage that ranks fourth in the conference. Iowa's Josh Oglesby scores 61.7 percent of his points (63-of-102) from distance, which ranks fourth.
- Wisconsin's roster is comprised of 17 student-athletes. The roster consists of two seniors, six juniors, three sophomores and six freshmen. Five players hail from Illinois, four from Minnesota, three from Wisconsin, two from Ohio and Iowa, and one from Arizona.
- The two Iowans on the Badgers' roster are Jarrod Uthoff (Cedar Rapids) and Zach Bohannon (Marion).
- Wisconsin freshman Traevon Jackson is the son of BTN color analyst Jim Jackson. Jim will be calling Saturday's game for the network.
- Wisconsin Assistant Coach Gary Close was an assistant coach at Iowa for 13 seasons (1987-99) under Tom Davis. He later was the head boys basketball coach at Regina High School in Iowa City for three years, leading his team to the state tournament his last two seasons.

Iowa Athletic Communications

5300 Carver-Hawkeye Arena, Iowa City, IA 52242
Phone: 319-335-9411 • Fax: 319-335-9417
hawkeyesports.com • hawkeyebasketball.com

MBB CONTACT: MATTHEW WEITZEL

office: 319-335-6590 • cell: 319-430-8176
email: matthew-weitzel@hawkeyesports.com
Twitter: @BigWeitz

Practice Coverage

All Iowa men's basketball practices are closed to the media and public.

Coach and Player Interviews

Media interested in setting up interviews with players and/or coaches need to coordinate their requests through Matthew Weitzel in the Iowa Athletic Communications Office.

Social Media

In addition to obtaining the most up-to-date information on Iowa's official website:

hawkeyesports.com, fans and media can also get additional information, notes, photos, promotions, videos and more via Iowa basketball's social media sites. Follow Hawkeye hoops on Twitter (@IowaHoops) and on Facebook ([facebook.com/hawkeyebasketball](https://www.facebook.com/hawkeyebasketball)).

Press Conferences

Following is a list of dates for basketball news conferences with Fran McCaffery. The news conferences will begin at 2 p.m. in the Press Room of Carver-Hawkeye Arena. Selected players will be available after McCaffery meets with the media.

The news conference times on Jan. 6 and 12 may change due to its winter break practice schedule.

Following are the news conference dates:

Jan.	Fri, 6th	Thurs, 12th	Tues, 24th
Feb.	Fri, 3rd	Tues, 14th	Tues, 21st
March	Fri, 2nd		

Tele-Conferences

Following is a list of teleconference dates with Coach McCaffery. Each call begins at 1:15 p.m. CT.

Members of the media need to contact the UI Athletic Communications office for the dial in number and other details. Here are the teleconference dates:

Dec.	Fri, 30th
Jan.	Tues, 3rd

Coach McCaffery will also be available at 9:10 a.m. (CT) on the Big Ten teleconference calls, which take place each Monday during the Big Ten season.

Postgame Interviews

Postgame press conferences include both head coaches in the Media Room. Requested Iowa players will also be available in the Media Room while visiting players outside their locker room.

ALL-TIME SERIES

Wisconsin holds a slim 77-76 advantage in the series that began with a 30-9 Wisconsin win in 1909. Wisconsin has won the last three and 13 of the last 15 meetings. The Hawkeyes and Badgers played only once each of the last two seasons. Iowa's last win over Wisconsin came on Jan. 21, 2009, in Iowa City (73-69 in overtime). Two of the last five meetings have gone to overtime, with both of those contests occurring in Iowa City, and each team winning one.

Iowa won two of three meetings in 2002, the only time the teams have ever met three times in one season. In 2002, the Hawkeyes won in Iowa City and lost in Madison before defeating the Badgers in the quarterfinals of the Big Ten Tournament in Indianapolis.

Wisconsin holds a 49-27 advantage in games played in Madison and the Badgers have won the last nine meetings. Iowa is 2-9 at the Kohl Center, winning there in 2000 (61-55) and 1998 (79-76).

Iowa and Wisconsin have met three times at the Big Ten Tournament, with the Badgers winning twice. Wisconsin won in Chicago in 1999 and 2005 and Iowa won in Indianapolis in 2002.

WISCONSIN WON THE PREVIOUS MEETING

Iowa put a scare into the then-13th-ranked team, but Wisconsin escaped Iowa City with a 62-59 overtime victory on Feb. 9, 2011, in the only regular season meeting between the two teams.

The Badgers outscored the Hawkeyes 10-4 the last 7:14 of regulation. Wisconsin's Jordan Taylor drained a 17-footer at the top of the key with 29 seconds left to tie the game, 53-53. Iowa's Bryce Cartwright had an opportunity to win the game on the final possession of regulation, but his 14 foot baseline jumper rimmed out at the buzzer.

A 3-pointer by Tim Jarmusz gave Wisconsin a 59-57 advantage with 1:34 left in overtime and the Badgers would ultimately hold on for the victory.

Senior Jarryd Cole (10 points and 12 rebounds) and freshman Melsahn Basabe (13 points and 11 rebounds) both posted double-doubles, marking the first time a pair of Hawkeyes accomplished the feat since Cyrus Tate and Cole both registered double-doubles vs. Penn State on March 7, 2009 (double overtime).

Jon Leuer (19), Jordan Taylor (16) and Keaton Nankivil (10) combined for 45 of Wisconsin's 62 points.

WISCONSIN COACH BO RYAN

Bo Ryan is in his 11th season at Wisconsin after leading the Badgers to back-to-back Big Ten regular season titles in 2002 and 2003. Ryan guided Wisconsin to the second round of the NCAA Tournament in 2009 and 2010, and the Sweet 16 in 2011. A year ago, the Badgers finished with a record of 25-9 and third place in the Big Ten. The Badgers won the Big Ten Tournament title in 2004. He was named Big Ten Coach of the Year in both 2003 and 2004. Ryan has posted a 254-93 (.732) record with the Badgers.

Ryan is in his 28th season as a college head coach, with a career record of 637-196 (.765). Ryan moved to Madison after posting a 30-27 record in two seasons at Wisconsin-Milwaukee. Ryan's UW-Milwaukee team posted a 15-13 record in 2001, including a narrow 83-79 loss to Iowa in Iowa City.

Ryan was the head coach at Wisconsin-Platteville for 15 seasons, leading that school to four NCAA Division III national titles (1991, 1995, 1998 & 1999) and eight conference titles. Overall his record at Platteville was 353-76.

Ryan has been named national Coach of the Year four times. He is the winningest coach in Division III history and was the winningest coach in the NCAA (all divisions) in the 1990's. He served as an assistant coach for the gold-medal winning USA team at the 1995 World University Games and an assistant coach for the gold-medal winning North team at the 1993 U.S. Olympic Festival.

Ryan previously was an assistant at Wisconsin for eight seasons (1977-84), working under Bill Cofield and Steve Yoder.

Ryan is 14-5 vs. Iowa (14-4 while at Wisconsin).

Big Ten Career FT%

1.	.898 (535-596)	Steve Alford, IND	1983-87
2.	.885 (448-506)	Joe Crispin, PSU	1997-01
3.	.873 (283-324)	Matt Gatens, IOWA	2008-
	.870 (260-299)	Rick Olson, WIS	1982-86
5.	.868 (223-257)	Pete Lisicky, PSU	1993-98
	.868 (231-266)	Jamar Butler, OSU	2005-08
7.	.867 (273-315)	Jerry Sichting, PUR	1975-79
8.	.864 (393-455)	Kenneth Lowe, PUR	1999-04
9.	.862 (257-298)	John Ritter, IND	1970-73
	.862 (250-290)	Jody Finney, OSU	1967-70
	.862 (181-210)	Jeff Grose, NU	1985-89

Iowa Career Scoring

8.	1,561	Den Oliver	1998-01
9.	1,525	Andre Woolridge	1995-97
10.	1,522	Don Nelson	1960-62
11.	1,516	Greg Brunner	2003-06
12.	1,502	Jeff Horner	2003-06
13.	1,372	Ed Horton	1986-89
14.	1,361	Bruce King	1975-77
15.	1,343	James Moses	1989-92
16.	1,296	Matt Gatens	2008-
17.	1,248	Jeff Moe	1985-88
18.	1,230	Kenyon Murray	1993-96
19.	1,189	Kevin Boyle	1979-82
20.	1,188	Dave Gunther	1957-59
	1,188	Bill Logan	1954-56
22.	1,181	Val Barnes	1991-93
23.	1,176	Sam Williams	1967-68
24.	1,172	John Johnson	1969-70
25.	1,168	Chad Calabria	1968-70

Iowa Career 3-Pointers Made

1.	262	Jeff Horner (2003-06)
2.	226	Chris Kingsbury (1994-96)
3.	214	Kent McCausland (1996-99)
4.	212	Adam Haluska (2005-07)
5.	193	Brody Boyd (2001-04)
6.	185	Matt Gatens (2008-)

Iowa Career 3-Pointers Attempted

1.	713	Jeff Horner (2003-06)
2.	645	Chris Kingsbury (1994-96)
3.	582	Adam Haluska (2005-07)
4.	544	Brody Boyd (2001-04)
5.	530	Matt Gatens (2008-)

Big Ten (Active Career Scoring)

Player	School	Points
William Buford	Ohio State	1,657
John Shurna	Northwestern	1,621
Robbie Hummel	Purdue	1,440
Matt Gatens	IOWA	1,296
Brandon Wood	Michigan State	1,286
Verdell Jones III	Indiana	1,234

Big Ten (Active Career Steals)

Player	School	Steals
Draymond Green	Michigan State	147
Matt Gatens	IOWA	116
Robbie Hummel	Purdue	116
Brandon Richardson	Nebraska	111
William Buford	Ohio State	107

GREAT GAMES IN THE TOURNAMENT

Iowa and Wisconsin have met three times in the Big Ten Tournament, and two of those would qualify as "Instant Classics". The Badgers have won two of three, beginning with a 77-64 win in the quarterfinals of the 1999 tournament in Chicago.

The teams met again in 2002, with ninth seeded Iowa winning 58-56 over the top-seeded Badgers in Indianapolis. Iowa tied the game on a three-point play by Duez Henderson with 41 seconds remaining and regained possession following a Wisconsin turnover with eight seconds remaining. Luke Recker scored the winning basket on a jump shot from the lane with two seconds on the clock. Iowa advanced to the title game before falling to Ohio State.

The Badgers were the second-seed in 2005 when Wisconsin and Iowa met in the semi-finals at the United Center. Iowa, the seventh seed, tied the score with 3.7 seconds remaining on a tip-in basket by Greg Brunner. Following a timeout, Wisconsin's Alando Tucker hit a running jump shot from approximately 35 feet to lift the Badgers to a 59-56 win. Wisconsin was defeated in the title game by Illinois.

PAIR OF HAWKEYES EARN WEEKLY BIG TEN HONORS

A pair of Iowa basketball players earned weekly recognition Monday. Forward Aaron White was tabbed the Big Ten Freshman of the Week by the conference office, while guard Roy Devyn Marble was named Big Ten Player of the Week by the website *College Sports Madness*.

White came off the bench and averaged 15.5 points and 5.5 rebounds in Iowa's victories over Central Arkansas (105-64) and Boise State (81-72) last week. The native of Strongsville, Ohio, shot 66.7 percent from the field and 85.7 percent from the foul line.

This marks the second time White has earned the Big Ten Freshman of the Week award. The 6-foot-8 wing player was recipient of the award on Nov. 14, 2011, after his performance in Iowa's season opener.

Marble led Iowa in scoring in wins over Central Arkansas (19) and Boise State (18). He averaged 18.5 points, shooting 55.6% from the field and 85% from the foul line, and grabbed 5.5 rebounds per contest. The Southfield, Mich., native dished out 11 assists to only 2 turnovers in Iowa's two wins last week. Marble was credited with a personal-best six assists versus Central Arkansas. His three steals, eight rebounds and three blocks against Boise State were also career highs.

IMPROVED NUMBERS FOR MARBLE

Last season, Roy Devyn Marble averaged 5.7 points, 2.4 rebounds, and was credited with 41 assists and 21 steals in 31 contests. He started the last six of 2010-11. Also, he shot 53 percent from the free throw line (35-of-66).

This year, Marble has seen improved numbers, averaging 11.4 points, 3.1 rebounds, and has collected 54 assists and 23 steals in 14 contests. He has started the last six. From the foul line this season, the sophomore has seen significant improvement, shooting 76 percent (48-of-63). The 63 free throw attempts tie Michigan State's Keith Appling for third most by a Big Ten student-athlete.

GATENS, CARTWRIGHT AND BRUESEWITZ REUNITE

Iowa's Matt Gatens and Bryce Cartwright, along with Wisconsin's Mike Bruesewitz traveled overseas together this past summer playing for the East Coast All-Stars. The team played in four games in Estonia. Purdue's Anthony Johnson and Elliott Eliason of Minnesota were also on the squad.

LAST THREE GAMES...

Iowa has four players averaging double figures over the last three games: Roy Devyn Marble (18.0), Melsahn Basabe (14.0), Aaron White (14.0) and Matt Gatens (12.7). Basabe has averaged 9.3 rebounds and 2.3 blocks, while Marble averaged 5.7 assists. Marble also shot 78.6 percent from the foul line (22-of-28).

BALANCED SCORING

Iowa has seven players averaging 7.1 points or more. Matt Gatens is first on the team (13.8), followed by Roy Devyn Marble (11.4), Melsahn Basabe (9.8), Aaron White (9.0), Eric May (7.7), Josh Oglesby (7.3) and Zach McCabe (7.1).

STAT SHEET STUFFER

Roy Devyn Marble's level of play has been stellar the last 10 games. The sophomore has averaged a team-best 14.1 points and 4.2 assists during that span. Also, he is shooting 49 percent from the field and 76 percent from the foul line during the 10-game stretch.

Since moving to the starting point guard spot, Marble has led Iowa in scoring five of the last six games. As a starter this season, he is averaging 16.5 points, 5.2 assists and 3.5 rebounds.

He has amassed a staggering assist/turnover ratio this season. He has 54 assists to only 12 turnovers, ranking first in the Big Ten (4.5) and eighth in the country. He has posted 17 assists to only two turnovers the last three games.

Marble has been credited with four assists or more 10 times this season, including five or more in each of the last five contests.

HAWKEYES PUSHING THE TEMPO

An even more increased tempo by the Iowa Hawkeyes has led to 10.7 more points per game compared to last season, an increase that ranks second best in the Big Ten.

Big Ten, Largest Points per Game Improvement -- 2010-11 to 2011-12

Team	10-11	11-12	Diff
Indiana Hoosiers	69.6	83.3	+13.7
Iowa Hawkeyes	67.2	77.9	+10.7
Michigan State Spartans	68.8	77.1	+8.3
Michigan Wolverines	66.5	71.7	+5.2

IMPROVED DECEMBER STATS FOR BASABE

After a sluggish start to the season, sophomore Melsahn Basabe's numbers in December have been solid. Basabe has averaged 13.1 points and 8.3 rebounds the last seven games. He shot 38-of-65 (.585) from the field in those contests. The previous seven contests, the native of Glen Cove, N.Y. averaged 6.4 points and four rebounds.

Basabe has led the team in rebounding in six of the last seven contests.

Basabe has three double-doubles this season (North Carolina A&T, Brown and Boise State). His latest double-double, and ninth of his career, was a 14 point and 11 rebound performance in the Hawkeyes' win over Boise State on Dec. 22.

Melsahn Basabe Double-Doubles This Season (3)

Game	Points	Rebounds
North Carolina A&T (Nov. 14)	15	10
Brown (Dec. 3)	14	10
Boise State (Dec. 22)	14	11

NUMBER OF THE WEEK -- 10

Iowa has won five of its last six games when Melsahn Basabe pulls down 10+ rebounds, including a 3-0 mark in 2011-12.

His three games with 10 or more rebounds ranks fifth best in the conference this season.

Basabe is one of four active Big Ten players with at least 10 games of 10+ rebounds since the beginning of last season. Basabe has accomplished the feat 11 times.

Big Ten, Most Games with 10+ Rebounds -- Since 2010-11 (Active Players)

Jared Sullinger, Ohio State	26
Trevor Mbakwe, Minnesota	24
Draymond Green, Michigan State	22
Melsahn Basabe, Iowa	11

Last Three Games Statistics

#	Player	gp-gs	min	avg	Total		3-Point		F-Throw		Rebounds				pf	dq	a	to	blk	stl	pts	avg
					fg-fga	fg%	3fg-fga	3fg%	ft-fa	ft%	off	def	tot	avg								
04	Marble, Roy Devyn	3-3	89	29.7	16-30	.533	0-1	.000	22-28	.786	4	8	12	4.0	3	0	17	2	4	5	54	18.0
01	Basabe, Melsahn	3-3	77	25.7	18-26	.692	0-0	.000	6-9	.667	5	23	28	9.3	3	0	0	3	7	2	42	14.0
30	White, Aaron	3-0	67	22.3	16-25	.640	1-6	.167	9-11	.818	5	9	14	4.7	4	0	2	4	3	3	42	14.0
05	Gatens, Matt	3-3	96	32.0	13-29	.448	3-10	.300	9-9	1.000	4	9	13	4.3	5	0	13	3	0	3	38	12.7
00	Olaseni, Gabriel	1-0	9	9.0	4-5	.800	0-0	.000	0-0	.000	1	1	2	2.0	1	0	1	0	3	0	8	8.0
25	May, Eric	3-3	64	21.3	6-17	.353	4-6	.667	6-6	1.000	3	5	8	2.7	5	0	5	2	1	4	22	7.3
02	Oglesby, Josh	3-0	53	17.7	7-12	.583	4-7	.571	3-4	.750	1	4	5	1.7	1	0	3	2	0	0	21	7.0
15	McCabe, Zach	3-3	40	13.3	6-13	.462	0-1	.000	3-3	1.000	6	9	15	5.0	9	0	1	2	0	0	15	5.0
24	Cartwright, Bryce	3-0	48	16.0	5-19	.263	0-4	.000	1-3	.333	2	4	6	2.0	1	0	14	5	0	2	11	3.7
32	Stubbs, Brandon	1-0	6	6.0	1-3	.333	0-0	.000	0-0	.000	0	2	2	2.0	1	0	3	1	0	0	2	2.0
13	Denning, Kyle	1-0	3	3.0	1-2	.500	0-1	.000	0-0	.000	0	1	1	1.0	0	0	0	1	0	0	2	2.0
35	Archie, Devon	1-0	4	4.0	1-1	1.000	0-0	.000	0-0	.000	0	0	0	0.0	0	0	0	1	1	0	2	2.0
20	Brommer, Andrew	3-0	30	10.0	0-2	.000	0-0	.000	3-8	.375	1	4	5	1.7	3	0	1	1	0	0	3	1.0
34	Stokes, Darius	1-0	6	6.0	0-0	.000	0-0	.000	0-0	.000	0	4	4	4.0	2	0	1	1	0	0	0	0.0
03	Cox, Cody	1-0	2	2.0	0-0	.000	0-0	.000	0-0	.000	0	0	0	0.0	1	0	0	1	0	0	0	0.0
11	Rickert, Christopher	1-0	2	2.0	0-0	.000	0-0	.000	0-0	.000	0	0	0	0.0	0	0	0	0	0	0	0	0.0
14	McCarty, Stephen	1-0	4	4.0	0-1	.000	0-0	.000	0-0	.000	0	0	0	0.0	0	0	0	0	0	0	0	0.0
Team											3	4	7									
Total.....		3	600		94-185	.508	12-36	.333	62-81	.765	35	87	122	40.7	39	0	61	29	19	19	262	87.3
Opponents.....		3	600		85-201	.423	22-57	.386	23-37	.622	38	69	107	35.7	60	0	39	34	4	15	215	71.7

STEALING THE ROCK

Iowa is averaging 8.7 steals this season, collecting 10 steals or more in seven times. Last season, the Hawkeyes averaged 6.7 thefts. The 8.7 steals rank third in the Big Ten and 21st in the country.

The Hawkeyes have recorded 63 more steals than their opponents this season, which ranks as the third-largest differential in the nation.

Division I, Largest Own/Opp Steals Differential - - 2011-12 (as of Dec. 28)

Team	Own	Opp	Diff
Syracuse Orange	162	75	+87
Ohio State Buckeyes	117	51	+66
Iowa Hawkeyes	122	59	+63
Charleston Southern Buccaneers	109	55	+54
Oregon State Beavers	125	73	+52
Delaware State Hornets	93	48	+45

MATT GATENS AMONG SELECT GROUP

Matt Gatens is one of six active Division I players with 1250+ points, 360+ rebounds and 185+ made 3-pointers in a career so far.

Division I, Active Players with 1250+ Pts, 360+ Reb & 185+ 3-Pters (Career)

Player, Team	Pts	Reb	3PM
John Shurna, Northwestern	1,621	543	215
Kyle Weems, Missouri State	1,560	703	200
Julius Wells, James Madison	1,395	560	246
Marcus Denmon, Missouri	1,380	362	219
Dee Bost, Mississippi State	1,345	399	194
Matt Gatens, Iowa	1,296	376	185

IOWA VS. RANKED TEAMS

Saturday will be Iowa's first game against a ranked opponent in 2011-12. The Hawkeyes have played eight ranked foes in each of the last two seasons.

Iowa snapped a 25-game losing streak to nationally-ranked opponents with a 67-65 victory over sixth-ranked Purdue in the regular season finale on March 5, 2010 in Iowa City.

These are Iowa's most recent wins vs. nationally-ranked opponents:

At Home:	67-65 over sixth-ranked Purdue, 3/5/11 43-36 over sixth-ranked Michigan State, 1/12/08
On the Road:	70-67 over 21st-ranked Indiana, 2/11/06
Neutral Court:	67-60 over seventh-ranked Ohio State, 3/12/06 <i>In semifinals of Big Ten Tournament</i>

LEADING THE TEAM

Following is the number of times a player led Iowa in scoring, rebounding, assists and steals. If two or more players tied for the team lead, all were credited for that game:

Player	Scoring	Rebounding	Assists	Steals
Devon Archie	---	1	---	---
Melsahn Basabe	1	8	---	---
Andrew Brommer	---	1	---	1
Bryce Cartwright	---	---	6	2
Matt Gatens	4	2	1	5
Aaron White	2	1	---	1
Roy Devyn Marble	5	---	6	7
Eric May	---	1	2	2
Zach McCabe	---	3	---	4
Josh Oglesby	3	---	1	---
Branden Stubbs	---	---	---	1

SINKING THE FREEBEES

Last year, Iowa's free throw percentage was 67.6 percent. This season, the Hawkeyes have improved in that area, shooting 74.8 percent, which ranks second best in the Big Ten. Twenty-two percent of Iowa's offense this year has come from the foul line.

Starters Matt Gatens (48-of-53, .906), Melsahn Basabe (35-of-47, .745) and Roy Devyn Marble (48-of-63, .762) are a combined 131-of-163 (.804) from the free throw line this year. Gatens ranks third in Big Ten career free throw percentage (.873).

Marble has been on fire from the foul line the last five games, sinking a combined 36-of-44 (.818). Marble was a 53 percent free throw shooter a year ago.

Iowa has been aggressive to the basket the last five games, attempting an average of 27 free throws during that span. The Hawkeyes have made 107-of-135 (.793) from the charity stripe the last five games; shooting 88 percent at Iowa State (22-of-25), 79 percent versus Drake (23-of-29), 76 percent against Central Arkansas (16-of-21), 80 percent versus Boise State (25-of-31) and 72 percent against Purdue (21-of-29).

The Hawkeyes have missed only eight free throws (54-of-62, .871) in the final five minutes of games. Additionally, the Hawkeyes have missed only one free throw (18-of-19, .947) in the final minute of their 13 games.

IMPROVEMENT UNDER McCAFFERY IN SECOND YEAR

Fran McCaffery-coached teams have posted improved win totals and scoring output from their first year to second with McCaffery as a head coach. At Lehigh, his team improved by two wins (13 in 1986 to 15 in 1987). His UNC Greensboro team had four more victories from 2000 (15) and 2001 (19). At Siena his team improved by five victories, registering 15 in 2006 to 20 in 2007.

His Lehigh team averaged 2.8 more points its second year compared to year one. His UNC Greensboro team had a +1.9 scoring increase and +1.8 at Siena. Currently, Iowa is averaging 10.9 more points this year compared to last season.

RECORD

School	1st yr	2nd yr	Diff.
Lehigh	13-15	15-14	+2
UNC Greensboro	15-13	19-12	+4
Siena	15-13	20-12	+5
Iowa	11-20	TBD	TBD

SCORING

School	1st yr	2nd yr	Diff.
Lehigh	74.0	76.8	+2.8
UNC Greensboro	71.7	73.6	+1.9
Siena	74.4	76.2	+1.8
Iowa	67.2	78.1	+10.9

WHITE LEADS BIG TEN RESERVES IN REBOUNDING

Aaron White leads Big Ten reserves in rebounding. The freshman has pulled down 65 rebounds. Michigan State's Derrick Nix ranks second (54), Purdue's Terone Johnson and Austin Thornton of Michigan State are third (43), while Wisconsin's Ben Brust is fourth (41).

WHITE OUT

Aaron White has been sensational coming off the bench as of late. The freshman, who leads all Big Ten reserves in rebounding (4.6), averaged 17.5 points and 5.5 rebounds in Iowa's two victories last week.

White has scored in double digits four times, including three of the last four games. The last four games, White has averaged 13 points, shooting at a 69 percent clip (20-of-29) from the field.

White was named Big Ten co-Freshman of the Week after his performance in Iowa's season opening victory over Chicago State (Nov. 11). The native of Strongsville, Ohio, shined in his Hawkeye debut, leading all scorers and rebounders with 19 points and 10 rebounds.

The 19 points are the most by an Iowa freshman in an opener, equaling Dick Ives' 19 scored against Nebraska in his debut on Dec. 10, 1943. Furthermore, White's performance marked the first time a Hawkeye posted a double-double, in a season opener, since Dean Oliver had 10 points and 12 assists in a victory over Chicago State in 1997. It was the first time a Hawkeye freshman had a double-double, points and rebounds, since Jess Settles had 13 points and 11 rebounds versus Drake in 1993.

HAWKEYE FAST BREAKS

- The Big Ten is the No. 1 ranked conference in the RPI and Sagarin ratings.
- Iowa did not have a game decided by 10 points or fewer its first 12 contests of the season. However, the Hawkeyes' last two games were decided by nine points (81-72 win over Boise State on Dec. 22) and three points (79-76 loss to Purdue on Dec. 28). The average margin of victory in the Hawkeyes' eight victories is 23.4 points, while the margin of defeat is 14.7 points.
- Iowa averages 88.0 points in its wins, compared to 64.5 points in its defeats, a differential of 23.5 points. The Hawkeyes own a +14.6 point differential in their scoring defense, and +11.4 rebounding and +10.0 assists margins in wins compared to losses.
- Roy Devyn Marble has 54 assists to only 12 turnovers. His 4.5 assist/turnover ratio ranks first in the Big Ten and eighth nationally.
- Sophomore Zach McCabe is shooting at a 58 percent clip (24-of-41) from the field over the last nine games.
- Matt Gatens ranks 16th on Iowa's all-time scoring chart. The senior is 47 points from tying James Moses (1989-92) for 15th place. Gatens has amassed 1,296 points entering Saturday's contest at No. 11 Wisconsin.
- Freshman Josh Oglesby became the first Hawkeye reserve to lead the team in scoring, in back-to-back games (Northern Illinois and Creighton), since Ricky Davis paced Iowa with 25 and 18 on the road at Wisconsin (Feb. 3) and Michigan State (Feb. 7), respectively, in 1998. Like Oglesby, Davis accomplished the feat as a freshman.
- At least 10 players have seen action in 10 of Iowa's 14 contests. Iowa's bench averages 30.3 points.
- Iowa has had five players score in double figures three times (North Carolina A&T, Drake and Central Arkansas). The Hawkeyes had five players score 12 points or more in its win over North Carolina A&T (Nov. 14). It marked only the fourth time the Hawkeyes had five players tally 12 points or more in a game (UW-Green Bay in 2003, Michigan in 2004, SIU-Edwardsville in 2010 and North Carolina A&T in 2011).

IOWA'S STATISTICAL COMPARISONS

	All Games	Big Ten	Home Games	Away Games	Iowa Wins	Iowa Losses
Record	8-6	0-1	8-3	0-3	8-0	0-6
Points	77.9	76.0	81.5	65.0	88.0	64.5
Opp. Pts	70.9	79.0	67.6	82.7	64.6	79.2
FG%	.455	.473	.461	.432	.492	.401
FG Def.	.452	.500	.435	.523	.398	.531
3-PT%	.344	.273	.355	.304	.376	.291
3-pt. Def.	.371	.300	.341	.475	.314	.454
FT%	.748	.724	.766	.660	.752	.741
REB	36.7	34.0	38.5	30.3	41.6	30.2
AST	16.0	15.0	17.5	10.7	20.3	10.3
TO	11.6	10.0	11.9	10.7	12.1	11.0
STL	8.7	1.0	9.2	7.0	10.3	6.7
BLK	2.9	4.0	3.5	1.0	3.6	2.0

HAWKEYES ARE TOUGH AT HOME

Iowa has won 80 of its 113 games (.708) in Carver-Hawkeye Arena (15,500) over the last eight seasons, including win streaks of 21 straight overall and 12 straight Big Ten Conference wins. Iowa has won 10 of its last 20 home games against ranked opponents. Iowa was a perfect 17-0 at home in 2006, 14-2 in 2007, 10-8 in 2008, 13-4 in 2009, 9-9 in 2010 and 8-8 in 2011.

IOWA IN CARVER-HAWKEYE ARENA

Iowa has compiled a 356-114 (.757) record in Carver-Hawkeye Arena since the facility opened in January, 1983. Iowa is 162-90 (.643) in Big Ten games and 194-24 (.890) in non-Big Ten contests.

IOWA HISTORY

Iowa has played 2,639 games since beginning basketball in 1902. Iowa's overall record is 1,585-1,054 (.601). That includes a 950-350 (.731) record in home games, a 545-714 (.433) record in contests away from Iowa City, a 703-719 (.494) mark in Big Ten games and a 356-114 (.757) record in Carver-Hawkeye Arena.

COACHING EXPERIENCE

Fran McCaffery has assembled one of the most experienced coaching staffs in the country. Assistant coaches Kirk Speraw, Sherman Dillard and Andrew Francis have over six decades of combined coaching experience. Furthermore, the entire coaching staff combines for 47 years of head coaching experience.

Director of Basketball Operations Jerry Strom is in his 31st season as a member of the Iowa basketball staff.

WELCOME NEW HAWKEYES

Iowa has six new faces on the team this season: Gabriel Olaseni, Josh Oglesby, Aaron White, Stephen McCarty, Kyle Denning and Christopher Rickert. Olaseni, Oglesby and White are on scholarship, while Denning, McCarty and Rickert are walk-ons.

SPERAW TAKING PART IN "SHOTS FROM THE HEART"

Iowa men's basketball assistant coach Kirk Speraw is one of 256 collegiate basketball coaches taking part in the second annual "Shots from the Heart", which is an event created by Angela Lento and Joe Dwyer of collegeinsider.com to increase awareness for the growing problem of Heart Disease and raise money to benefit the Skip Prosser Foundation.

Speraw posted a victory over Old Dominion's Jim Corrigan in the first round of the tournament. He moves on to round two to face Saddi Washington of Oakland University. Speraw shot his free throws, sinking all 25.

The second round will take place in December, while the Sweet 16 and Round of Eight will occur in January, and the semifinals and finals are scheduled for February.

To view the brackets and/or learn how you can contribute to the Skip Prosser Foundation" visit: collegeinsider.com.

HAWKEYEBASKETBALL.COM

Check out the Iowa basketball team's new website, Hawkeve-Basketball.com, devoted to everything on-and-off-the-court surrounding the program.

HawkeveBasketball.com, allows fans a chance to go behind the scenes with the Hawkeye basketball program on and off the court. The site is complete with exclusive videos, photo galleries and content featuring the basketball program.

HawkeveBasketball.com will be updated throughout the year with exclusive videos, including game highlights and player features, along with news stories and other content.

"HAWK TALK WITH FRAN MCCAFFERY"

University of Iowa basketball fans may join Iowa Coach Fran McCaffery and radio announcer Gary Dolphin during the season for the "Hawk Talk with Fran McCaffery" radio call-in show. The show takes place at Carlos O'Kelly's Mexican Cafe in Iowa City from 7-8:30 p.m. Fans can call in and ask the coach a question by calling 1-877-464-2957. Below is the January schedule.

Monday	January 2	Monday	January 23
Wednesday	January 11	Monday	January 30
Wednesday	January 18		

IOWA PHOTOS AVAILABLE

Up-to-date head shots of all Iowa players and coaches are available on the internet at pics.hawkeyebasketball.com. Contact the Iowa Sports Information office if you are in need of additional photos.

HIGHLIGHTS AND SOUND BITES ON SATELLITE

Sound bites with coaches and athletes from Iowa's winter sports teams are available each Thursday throughout the winter (Dec. 1-March 8). The satellite coordinates for the uplinks are: Galaxy 19C, Transponder 04 (same coordinates as Iowa football uplinks this past fall).

ALL-SESSION BIG TEN TOURNAMENT TICKETS ON SALE

All-session tickets for the Big Ten Men's Basketball Tournament are on sale. Tickets can be purchased at the Bankers Life Fieldhouse Box Office, Ticketmaster outlets, ticketmaster.com or by calling Ticketmaster at (800) 745-3000. For more information regarding how to purchase tickets within Iowa's block, contact the UI Athletic Ticket Office. Bankers Life Fieldhouse is the site of the men's tournament from March 8-11, featuring 22 games over eight days.

Big Ten Men's Basketball Tournament all-session tickets for the lower and club levels are available for \$325 through Big Ten university ticket offices only. All-session tickets for the upper levels are available for \$240 or \$175 through Ticketmaster or the Bankers Life Fieldhouse Box Office only.

In addition, the men's tournament will continue to feature a special discounted rate of \$50 for all-session tickets available only to students of Big Ten universities. All students must have a valid student ID for entry. Student section seating will be available in eight balcony sections and orders will be limited to one all-session ticket. Details on the student ticket program will be sent to the university ticket offices for distribution directly to students.

The Big Ten Men's Basketball Tournament will call Indianapolis and Bankers Life Fieldhouse home this March and again in 2014 and 2016. The 2012 tournament marks the eighth time Indianapolis has hosted the Big Ten Men's Basketball Tournament at Bankers Life Fieldhouse.

ON THE HORIZON

Iowa remains on the road next week when it travels to Minneapolis to battle Minnesota on Wednesday, Jan. 4 (8 p.m., BTN).

The Hawkeyes' next home game will be on Saturday, Jan. 4 when they host nationally-ranked Ohio State (2 p.m., BTN). That game will be the only regular season meeting between the Hawkeyes and Buckeyes in 2012.

Iowa's 2012 Recruiting Class

Anthony Clemmons, Mike Gesell, Patrick Ingram, Kyle Meyer and Adam Woodbury have signed national letter of intents to attend the University of Iowa.

"I'm very excited about this class," said McCaffery. "We started working immediately upon arrival, in particular, on this group. I want to give particular recognition to how hard each and every one of my assistant coaches has worked. I believe we've addressed specific needs and attracted not only quality, but student-athletes who will fit with what we already have here to ultimately make us a better team."

Iowa's five-member 2012 recruiting class is ranked 19th by ESPN.com and Scout.com.

Paul Biancardi, who is ESPN's national recruiting director, had nothing but praise to say about Iowa's recruiting class and coach McCaffery.

"I'm very impressed, but not surprised, with the class coach McCaffery signed," said Biancardi. "This is a national statement class. Coach McCaffery and his staff have sold the vision and the plan for Iowa basketball in a big time way. It should get the fans of Iowa very excited not only right now but in the future. To be successful in this business you have to be able to recruit, and Fran's a proven recruiter. This is a class, that as it grows and develops together, will be the foundation for Iowa basketball. It will propel the Hawkeyes to the next step, which is the upper half of the Big Ten and NCAA Tournament."

ADAM WOODBURY (7-1, 230)

Woodbury is an All-State center from Sioux City, Iowa. The 7-foot-1, 230-pound was named the Most Valuable Player at the 2011 NBA Players Association Top 100 Camp. Woodbury is the No. 41 ranked player in the Class of 2012 by ESPN.com, No. 42 by Rivals.com and No. 47 by Scout.com. He enters his senior season ranked fourth in career scoring and first in rebounding at East High School. He led the Black Raiders to a combined 59-16 record the last three seasons, including back-to-back conference championships and three consecutive state tournament appearances. Woodbury is a two-time first team All-State, All-Missouri River Conference, All-Northwest Iowa and All-City honoree. As a junior, Woodbury averaged a double-double (18.5 points and 12 rebounds). He averaged 17.4 points and grabbed a school single-season record 315 rebounds (12.1 avg.) his sophomore campaign. Woodbury also participated in the Nike LeBron James Skills Academy and Amare Stoudemire Skills Academy in 2011. He played AAU for Martin Brothers and All-Iowa Attack from seventh through 11th grade. Fellow recruit Mike Gesell was an AAU teammate of Woodbury. Woodbury becomes Iowa's first seven-footer since Seth Gorney (2005-08) and is the tallest Hawkeye since Antonio Ramos (1999), who stood 7-foot-2.

MIKE GESELL (6-1, 180)

Gesell is a three-time first team All-State, All-Conference and All-Metro honoree for South Sioux City High School. Gesell is the No. 73 ranked player in the Class of 2012 by ESPN.com, No. 89 by Scout.com and No. 96 by Rivals.com. As a junior, he averaged 25.2 points, 8.2 assists, 5.5 rebounds and 2.9 steals while being honored as the Nebraska Gatorade Basketball Player of the Year. As a sophomore, Gesell averaged 19.9 points, 6.4 assists, 7.7 rebounds and 3.3 steals. He made 82 percent (158-193) of his free throw attempts as a junior and 79 percent (125-158) as a sophomore. The 6-foot-1, 180-pound guard was a Basketball Super State and All-State Class B Team Captain recipient his sophomore and junior seasons. He holds single season school records for scoring (655), assists (212) and steals (79), career scoring (1,446) and single-game steals (8) and assists (13). Gesell, who is a Wendy's High School Heisman state finalist and will be the team's captain this year, also excels in the classroom, ranking in the top five percent of his class while earning Gold Honor Roll distinction all four years. He also is a three-time Academic All-Conference and NSAA Academic All-State honoree. Fellow recruit Adam Woodbury was a teammate of Gesell on Martin Brothers and the All-Iowa Attack AAU squads.

ANTHONY CLEMMONS (6-1, 185)

Clemmons is a native of Lansing, Mich., and has started the last two years for Sexton High School. The 6-foot-1, 185-pound point guard helped his team to back-to-back conference championships and a Class B state title a year ago. Sexton finished as state runner-up his sophomore season. Clemmons is a two-time All-Conference honoree and was an All-State and All-Area selection in 2011. Clemmons averaged 12.3 points, 4.6 rebounds, 4.1 assists and 3.2 steals his junior year. He will serve as a team co-captain his senior campaign. Clemmons played AAU basketball the last two years with the Michigan Mustangs. He also played football his freshman through junior years at Sexton, earning all-conference honors in 2010, playing fullback, linebacker and safety.

PATRICK INGRAM (6-2, 190)

Ingram is a 6-foot-2, 190-pound guard from Indianapolis. He is a two-year starter and helped North Central High School win back-to-back conference championships and the Class 4A state championship in 2010. His high school team boasted a combined 70-8 record his first three seasons. Ingram averaged 10.4 points, 5.0 rebounds and 2.0 assists his junior campaign. He shot 55.5 percent from the field and 33-percent from beyond the arc. A captain on this year's team, Ingram also played on the AAU circuit for the Eric Gordon All-Stars. His team won the Walt Disney World tournament, Eric Gordon Shootout and the IndyBall Tournament. Ingram was tabbed MVP of the Walt Disney World tournament.

KYLE MEYER (6-10, 220)

Meyer is a 6-foot-10, 220-pound forward from Alpharetta, Ga. Meyer averaged 15 points, 11 rebounds, 3.5 blocks and 2.6 assists for Northview High School as a junior. He earned All-Region and co-MVP accolades as a junior, and was also recognized on the 2010 Pickens All-Tournament team. Meyer, who attends the same high school as Minnesota senior Ralph Sampson III, is a three-year starter. He averaged 10 points, 9.5 rebounds and 2.2 blocks, and earned the team's Coaches Award his sophomore campaign. Meyer garnered all-tournament laurels at the Chattahoochee Tournament as a freshman. Meyer also played AAU basketball for the Atlanta Celtics.

2012 IOWA RECRUITING CLASS

Anthony Clemmons	G	6-1/185	Lansing, Mich. (Sexton HS)
Mike Gesell	G	6-1/180	Sioux City, Neb. (South Sioux City HS)
Patrick Ingram	G	6-2/190	Indianapolis, Ind. (North Central HS)
Kyle Meyer	F	6-10/220	Alpharetta, Ga. (Northview HS)
Adam Woodbury	C	7-1/230	Sioux City, Iowa (East HS)



**IOWA
HAWKEYES**



**WISCONSIN
BADGERS**

2011-12	BIG TEN	AP	ESPN	RPI
8-6	0-1	NR	NR	173

2011-12	BIG TEN	AP	ESPN	RPI
12-2	1-0	11	11	23

IOWA AT WISCONSIN // GAME 15
Dec. 31, 2011 (Kohl Center; Madison, Wisconsin)




0

Gabriel Olaseni • C

	MIN	PTS	REB	BLK	AST	FG%	FT%
SEASON	6.3	2.6	1.9	0.5	0.5	.545	.750
BIG TEN	---	---	---	---	---	---	---
CAREER	6.3	2.6	1.9	0.5	0.5	.545	.750

6-10 • 225 • Fr. • London, England

- Celebrated his 20th birthday Thursday, Dec. 29
- Played limited minutes in seven games
- Grabbed a personal-best 5 rebounds vs. Northern Illinois
- Tied season high with 8 pts vs. UCA and blocked 3 shots
- Converted 6-of-8 (.750) from the free throw line this year




1

Melsahn Basabe • F

	MIN	PTS	REB	BLK	STL	FG%	FT%
SEASON	23.0	9.8	6.1	0.9	0.6	.515	.745
BIG TEN	33.0	14.0	8.0	2.0	0.0	.750	.667
CAREER	24.0	10.6	6.6	1.2	0.4	.555	.723

6-7 • 225 • So. • Glen Cove, N.Y.

- Averaged 13.1 points and 8.3 rebounds the last 7 games
- 9 career double-doubles, 3 this season
- Led Iowa in rebounding 6 of the last 7 contests
- Scored in double digits 24 career times, including the last 5
- Scored 14 points in each of Iowa's last 3 outings



2

Josh Oglesby • G

	MIN	PTS	REB	AST	STL	FG%	FT%
SEASON	18.2	7.3	1.9	1.4	0.2	.449	.647
BIG TEN	14.0	3.0	2.0	0.0	0.0	.500	.000
CAREER	18.2	7.3	1.9	1.4	0.2	.449	.647

6-5 • 185 • Fr. • Cedar Rapids, Iowa

- 61.7% of his pts come from 3-pt territory (63-of-102 pts)
- Led Iowa in scoring vs. NIU, Creighton and Clemson
- 1st Iowa reserve to led team in consecutive games since '98
- Playing the most of Iowa's 3 freshmen (18.2 mins/game)
- Made at least 1 triple in 6 straight games and 12-of-14 games




4

Roy Devyn Marble • G/F

	MIN	PTS	REB	AST	STL	FG%	FT%
SEASON	24.9	11.4	3.1	3.9	1.6	.450	.762
BIG TEN	35.0	17.0	1.0	6.0	1.0	.500	.625
CAREER	20.9	7.5	2.6	2.1	1.0	.259	.643

6-6 • 194 • So. • Southfield, Mich.

- Boasts a Big Ten-best 4.5 assist/turnover ratio
- Double figures in 9 of last 10 games, including the last 7
- Attempted 63 FTs, which ranks third best in the Big Ten
- Big Ten Player of the Week by *College Sports Madness*
- Averaging 16.5 pts, 5.2 asts as a starter this year (6 games)




5

Matt Gatens • G

	MIN	PTS	REB	AST	STL	FG%	FT%
SEASON	32.4	13.8	3.6	2.4	1.5	.459	.906
BIG TEN	36.0	11.0	6.0	5.0	0.0	.333	1.00
CAREER	34.4	12.1	3.6	2.5	1.1	.402	.873

6-5 • 212 • Sr. • Iowa City, Iowa

- Team co-captain
- Averaged 12.7 pts, 4.3 rbs the last three contests
- Leads Big Ten in FT shooting (90%); made last 12 attempts
- Posted double figures 72 career times, and 20+ 12 times
- Has not missed a FT in the final 5 mins this year (15-15)




15

Zach McCabe • F

	MIN	PTS	REB	AST	STL	FG%	FT%
SEASON	18.9	7.1	4.7	0.9	1.0	.500	.714
BIG TEN	16.0	5.0	4.0	0.0	0.0	.667	1.00
CAREER	19.4	6.2	3.9	0.8	0.8	.397	.776

6-7 • 232 • So. • Sioux City, Iowa

- Shooting at a 58% clip (24-41) from the field last 9 games
- Started the last 9 games at forward
- Averages 5.1 rebounds as a starter
- Snagged a career high with 8 boards against C. Arkansas
- Season-high 13 points in win over Chicago State




20

Andrew Brommer • C

	MIN	PTS	REB	BLK	STL	FG%	FT%
SEASON	12.7	3.0	2.8	0.2	0.6	.706	.391
BIG TEN	6.0	2.0	0.0	0.0	0.0	.000	.500
CAREER	10.6	2.3	1.9	0.4	0.3	.545	.451

6-9 • 247 • Sr. • Rosemount, Minn.

- Missed 3 games due to injury (NC A&T, Campbell & IPFW)
- Posted season bests in pts (9) and rbs (4) vs. Brown
- Missed only 5 FGs this season (12-of-17, .706)
- Matched a season high with 5 rebounds vs. C. Arkansas
- Made both FG attempts and had 4 rbs at Northern Iowa




24

Bryce Cartwright • G

	MIN	PTS	REB	AST	STL	FG%	FT%
SEASON	21.5	5.9	1.7	4.1	0.9	.295	.821
BIG TEN	21.0	8.0	1.0	4.0	0.0	.400	.000
CAREER	25.8	7.5	2.2	4.4	0.9	.373	.732

6-1 • 188 • Sr. • Compton, Calif.

- Team co-captain
- Missed the UNI game due to an injured hamstring
- Had 8 pts and 4 asts in last game vs. Purdue
- Had 9 asts in 19 mins. vs. CSU, one shy of a career high
- Dished out 5 assists or more 5x this season




25

Eric May • F

	MIN	PTS	REB	AST	STL	FG%	FT%
SEASON	20.4	7.7	3.1	1.7	0.9	.427	.700
BIG TEN	20.0	9.0	6.0	0.0	0.0	.286	1.00
CAREER	26.6	8.3	3.7	1.4	1.1	.414	.646

6-5 • 217 • Jr. • Dubuque, Iowa

- Team co-captain
- Scored in double figures five times this season
- Had 9 pts and 6 rbs, all in the 2nd half, vs. Purdue
- Tied career best with 20 pts vs. North Carolina A&T
- Dished out personal best 5 assists in win over CSU




30

Aaron White • F

	MIN	PTS	REB	BLK	STL	FG%	FT%
SEASON	17.6	9.0	4.6	0.4	0.9	.460	.763
BIG TEN	19.0	7.0	3.0	0.0	0.0	.500	.750
CAREER	17.6	9.0	4.6	0.4	0.9	.460	.763

6-8 • 225 • Fr. • Strongsville, Ohio

- Averaged 14 pts and 4.7 rbs the last 3 contests
- Posted double digits 3 of the last 4 outings
- Two-time Big Ten Freshman of the Week (Dec. 26/Nov. 14)
- Shooting 69% (20-29) from the field the last 4 games
- Double-double in debut vs. Chicago St: 19 pts and 10 rbs



35

Devon Archie • C

	MIN	PTS	REB	BLK	STL	FG%	FT%
SEASON	10.7	2.3	3.0	0.3	0.6	.636	.500
BIG TEN	---	---	---	---	---	---	---
CAREER	8.6	1.8	2.9	0.3	0.3	.535	.296

6-9 • 222 • Sr. • Indianapolis, Ind.

- Received a medical redshirt in 2009-10
- Did not start playing basketball until high school
- Started Iowa's first 5 games at center this year
- Grabbed a season-high 7 boards in win over NIU
- Did not play vs. IPFW, Brown, Iowa St.; had 2 pts @ UNI

Carver-Hawkeye Arena and Dale and Marilyn Howard Family Pavilion



In September 2011, the University of Iowa completed a \$47 million revitalization of Carver-Hawkeye Arena. That project includes the construction of a practice facility for men's and women's basketball and volleyball, a 10,000-square-foot strength training and cardiovascular center, and an expansion to the Dan Gable Wrestling Complex, in addition to new locker room and support facilities for men's and women's basketball, wrestling and volleyball programs, and office space for the majority of Iowa administrative and coaching staffs.

Carver-Hawkeye Arena's four-story, 75,000-square foot addition has been named the Dale and Marilyn Howard Family Pavilion, named after the Howard's gave a multi-million dollar contribution to the athletic department.

"The Howard's have done so much for our program and the UI Athletics Department," said Iowa head coach Fran McCaffery. "Their generosity has helped pave the way for this beautiful state-of-the-art facility that our program desperately needed. Everything from the offices, locker room, practice gym to the weight room, is first class. We are extremely thankful for the Howard's contribution and are so proud to name the new addition after Dale and Marilyn Howard."

Matt Gatens is in his final season with the Hawkeyes and is ecstatic for the new additions and amenities to Carver-Hawkeye Arena.






“The new facilities are first class,” said Gatens. “After two years of construction, it’s good to finally be able to use the facility in our training efforts. It’s nice to be able to have a practice gym where we can come over and get extra shots up at our leisure. It’s great to be a Hawkeye!”

The addition of the practice facility eliminates the need to have student-athletes in the sports of men’s basketball, women’s basketball and volleyball practice and train at unusual or irregular times of day or at times which are typically reserved for classes. The flexibility created by the practice space also positively impacts the potential for use of the arena for other University and community-related events such as concerts.

The revitalization of the arena also extends into spaces used by the general public on game days and nights, including renovation of select concessions and restroom facilities, and the creation of hospitality and meeting spaces combined with club facilities for fans of the Hawkeyes who choose to participate in a variety of premium seating options similar to that which are available in the Paul W. Brechler Press Box at Kinnick Stadium.





IOWA HAWKEYE BASKETBALL

Updated Iowa Player Bio

Devon Archie



35

**Sr., 6-9, 222, Forward
Indianapolis, Ind.
Vincennes CC**

- Sideline due to injury in 2009-10; received a medical redshirt
- Didn't start playing basketball until high school. He played on the junior varsity squad his junior season and varsity year his senior year.
- Career 54.5 percent shooter from the field
- Started five career games, all this year
- Started his first career game in Iowa's 2011-12 season opener vs. Chicago State recording four points and two rebounds
- Grabbed six rebounds in win over NC A&T
- Pulled down a team-high seven rebounds and matched a career high with two steals in win over Northern Illinois

Personal Bests

- Points:** 10 vs. Xavier, 11/19/10
- Rebounds:** 11 vs. Xavier, 11/19/10
- FGM:** 3, 2x, last vs. SIUE, 11/26/10
- FGA:** 5 vs. SIUE, 11/26/10
- 3-pt FG:** ---
- 3-pt FGA:** ---
- FTM:** 4 vs. Xavier, 11/19/10
- FTA:** 7 vs. Xavier, 11/19/10
- Assists:** 2, 2x, last vs. N'western, 1/12/11
- Steals:** 2, 2x, last vs. N. Illinois, 11/17/11
- Blocks:** 3 at Purdue, 1/9/11
- Minutes:** 21, vs. SIUE, 11/26/10

2011-12 Game-by-Game

Opponent	Date	gs	min	Total		3-Pointers		Free throws		Rebounds				pf	a	t/o	blk	stl	pts	avg	
				fg-fga	pct	3fg-fga	pct	ft-fa	pct	off	def	tot	avg								
CHICAGO STATE	11/11/11	*	17	2-2	1.000	0-0	.000	0-0	.000	1	1	2	2.0	2	1	2	0	1	4	4.0	
NORTH CAROLINA A&T	11/14/11	*	13	0-2	.000	0-0	.000	0-0	.000	1	5	6	4.0	3	1	2	1	0	0	2.0	
NORTHERN ILLINOIS	11/17/11	*	16	2-2	1.000	0-0	.000	0-2	.000	1	6	7	5.0	1	0	1	0	2	4	2.7	
vs Creighton	11/20/11	*	14	1-2	.500	0-0	.000	2-2	1.000	1	2	3	4.5	0	0	0	0	0	4	3.0	
CAMPBELL	11/23/11	*	9	1-2	.500	0-0	.000	0-0	.000	1	1	2	4.0	2	0	3	1	1	2	2.8	
CLEMSON	11/29/11		2	0-0	.000	0-0	.000	0-0	.000	0	0	0	3.3	0	0	0	0	0	0	2.3	
at Northern Iowa	12/06/11		4	1-1	1.000	0-0	.000	0-0	.000	0	1	1	3.0	2	0	1	0	0	2	2.3	
CENTRAL ARKANSAS	12/19/11		4	1-1	1.000	0-0	.000	0-0	.000	0	0	0	2.6	0	0	1	1	0	2	2.3	
Totals			5	79	8-12	.667	0-0	.000	2-4	.500	5	16	21	2.6	10	2	10	3	4	18	2.3

Games played: 8
 Minutes/game: 9.9
 Points/game: 2.3
 FG Pct: 66.7
 FT Pct: 50.0

Rebounds/game: 2.6
 Assists/game: 0.3
 Turnovers/game: 1.3
 Assist/turnover ratio: 0.2
 Steals/game: 0.5
 Blocks/game: 0.4

CAREER STATISTICS

YEAR	G/GS	FG-A	PCT	3-PT	PCT	FT-A	PCT	RB	AVG	PF-FO	AS	TO	BK	ST	PTS	AVG
Junior	23/0	16-32	.500	0-0	.000	6-23	.261	66	2.9	15-0	8	10	7	6	38	1.7
Senior	8/5	8-12	.667	0-0	.000	2-4	.500	21	2.6	10-0	2	10	3	4	18	2.3
TOTALS	31/5	24-44	.545	0-0	.000	8-27	.296	87	2.8	25-0	10	20	10	10	56	1.8



IOWA HAWKEYE BASKETBALL

Updated Iowa Player Bio

Melsahn Basabe



1

So., 6-7, 225, Forward
Glen Cove, N.Y.
St. Mark's

- 2011 Big Ten Conference all-Freshman team
- 2011 Honorable mention All-Big Ten by league coaches and media
- Started all 45 games in his career
- Has nine career double-doubles, including three this season (NC A&T, Brown, Boise State)
- Career 55.5 percent shooter from the field
- Averaged 13.1 points and 8.3 rebounds the last seven games
- Ranks first in team rebounding (6.1) and ninth in the Big Ten
- Tallied 14 points and grabbed five rebounds in win over Chicago State
- Has scored double figures in six of the last seven games, including scoring 14 points in each of the last three games
- Posted his first double-double of the season totaling 15 points and 10 rebounds in win over NC A&T
- Notched a double-double with team highs in points (14) and rebounding (10) in victory over Brown
- Scored a season-best 18 points at Iowa State and grabbed a game-high nine rebounds
- Registered 10 points and five rebounds in win over Drake

2011-12 Game-by-Game

Opponent	Date	gs	min	Total		3-Pointers		Free throws		Rebounds				pf	a	t/o	blk	stl	pts	avg	
				fg-fga	pct	3fg-fga	pct	ft-fa	pct	off	def	tot	avg								
CHICAGO STATE	11/11/11	*	20	3-7	.429	0-0	.000	8-8	1.000	2	3	5	5.0	1	0	0	0	1	14	14.0	
NORTH CAROLINA A&T	11/14/11	*	31	4-8	.500	0-0	.000	7-8	.875	3	7	10	7.5	2	1	4	1	0	15	14.5	
NORTHERN ILLINOIS	11/17/11	*	20	2-3	.667	0-0	.000	4-4	1.000	1	1	2	5.7	1	0	0	1	0	8	12.3	
vs Creighton	11/20/11	*	17	1-3	.333	0-0	.000	0-2	.000	0	3	3	5.0	4	1	2	0	2	2	9.8	
CAMPBELL	11/23/11	*	19	1-5	.200	0-0	.000	0-0	.000	3	0	3	4.6	2	0	1	0	0	2	8.2	
IPFW	11/26/11	*	11	1-2	.500	0-0	.000	0-0	.000	1	3	4	4.5	3	1	2	0	1	2	7.2	
CLEMSON	11/29/11	*	20	1-6	.167	0-0	.000	0-0	.000	1	0	1	4.0	0	0	1	1	0	2	6.4	
BROWN	12/03/11	*	24	5-12	.417	0-0	.000	4-7	.571	2	8	10	4.8	2	0	1	1	0	14	7.4	
at Northern Iowa	12/06/11	*	26	4-8	.500	0-0	.000	0-0	.000	0	6	6	4.9	3	1	2	0	1	8	7.4	
at Iowa State	12/09/11	*	32	7-12	.583	0-0	.000	4-6	.667	4	5	9	5.3	1	0	2	0	0	18	8.5	
DRAKE	12/17/11	*	25	4-7	.571	0-0	.000	2-3	.667	2	3	5	5.3	3	0	3	2	1	10	8.6	
CENTRAL ARKANSAS	12/19/11	*	13	6-9	.667	0-0	.000	2-3	.667	1	8	9	5.6	2	0	0	1	2	14	9.1	
BOISE STATE	12/22/11	*	31	6-9	.667	0-0	.000	2-3	.667	4	7	11	6.0	0	0	0	4	0	14	9.5	
PURDUE	12/28/11	*	33	6-8	.750	0-0	.000	2-3	.667	0	8	8	6.1	1	0	3	2	0	14	9.8	
Totals			14	322	51-99	.515	0-0	.000	35-47	.745	24	62	86	6.1	25	4	21	13	8	137	9.8

Games played: 14
 Minutes/game: 23.0
 Points/game: 9.8
 FG Pct: 51.5
 FT Pct: 74.5

Rebounds/game: 6.1
 Assists/game: 0.3
 Turnovers/game: 1.5
 Assist/turnover ratio: 0.2
 Steals/game: 0.6
 Blocks/game: 0.9

- Tallied 14 points and nine rebounds, and equaled a career-best with two steals in the win over Central Arkansas in just 13 minutes of action
- Recorded third double-double of the season in win over Boise State, tallying a game-high 11 boards to go along with 14 points and a season-high four blocks
- Scored 14 points on 6-8 shooting from the field and 2-3 from the free throw line, and grabbed a team-best eight rebounds in home game vs. Purdue

Personal Bests

Points: 25 at Michigan, 1/30/11
Rebounds: 14 vs. Iowa State, 12/10/10
FGM: 9 at Michigan, 1/30/11
FGA: 14 vs. Iowa State, 12/10/10
FTM: 8, 2x, last at Indiana, 2/5/11
FTA: 11 vs. Ohio State, 1/4/11
Assists: 2, 2x, last at Illinois, 2/26/11
Steals: 2, 3x, last vs. C. Arkansas, 12/19/11
Blocks: 7 vs. Iowa State, 12/10/10
Minutes: 37 vs. Wisconsin, 2/9/11

CAREER STATISTICS

YEAR	G/GS	FG-A	PCT	3-PT	PCT	FT-A	PCT	RB	AVG	PF-FO	AS	TO	BK	ST	PTS	AVG
Fresh.	31/31	131-229	.572	0-0	.000	80-112	.714	210	6.8	83-2	9	65	41	12	342	11.0
Soph.	14/14	51-99	.515	0-0	.000	35-47	.745	86	6.1	25-0	4	21	13	8	137	9.8
TOTALS	45/45	182-328	.555	0-0	.000	115-159	.723	296	6.6	108-2	13	86	54	20	465	10.6



IOWA HAWKEYE BASKETBALL

Updated Iowa Player Bio

Andrew Brommer



20

Sr., 6-9, 247, Forward
Rosemount, Minn.
Rosemount HS

- Missed three games due to an injured knee (Chicago State, Northern Illinois and Creighton)
- Shooting 71 percent from the field this season (12-of-17)
- Grabbed five rebounds in win over NC A&T before reinjuring his knee
- Recorded four points and three rebounds in nine minutes of action against Campbell
- Collected a personal-best three steals in win over IPFW
- Tallied two points, three rebounds and made both free throw attempts vs. Clemson
- Netted a season-high nine points and collected four rebounds and a game-high two blocks in victory over Brown
- Registered a season-high 22 minutes at UNI

2011-12 Game-by-Game

Opponent	Date	gs	min	Total		3-Pointers		Free throws		Rebounds				pf	a	t/o	blk	stl	pts	avg
				fg-fga	pct	3fg-fga	pct	ft-fa	pct	off	def	tot	avg							
NORTH CAROLINA A&T	11/14/11	6	1-1	1.000	0-0	.000	0-2	.000	1	4	5	5.0	3	0	1	0	1	2	2.0	
CAMPBELL	11/23/11	9	2-2	1.000	0-0	.000	0-0	.000	1	2	3	4.0	2	0	0	0	0	4	3.0	
IPFW	11/26/11	21	2-2	1.000	0-0	.000	1-5	.200	1	3	4	4.0	4	1	0	0	3	5	3.7	
CLEMSON	11/29/11	15	0-2	.000	0-0	.000	2-2	1.000	2	1	3	3.8	0	0	1	0	0	2	3.3	
BROWN	12/03/11	12	3-3	1.000	0-0	.000	3-6	.500	3	1	4	3.8	3	0	2	2	1	9	4.4	
at Northern Iowa	12/06/11	22	2-2	1.000	0-0	.000	0-0	.000	1	3	4	3.8	2	1	1	0	0	4	4.3	
at Iowa State	12/09/11	12	0-1	.000	0-0	.000	0-0	.000	0	1	1	3.4	3	0	1	0	1	0	3.7	
DRAKE	12/17/11	13	2-2	1.000	0-0	.000	0-0	.000	1	1	2	3.3	2	0	2	0	1	4	3.8	
CENTRAL ARKANSAS	12/19/11	15	0-2	.000	0-0	.000	1-4	.250	1	4	5	3.4	1	1	0	0	0	1	3.4	
BOISE STATE	12/22/11	9	0-0	.000	0-0	.000	0-0	.000	0	0	0	3.1	2	0	0	0	0	0	3.1	
PURDUE	12/28/11	6	0-0	.000	0-0	.000	2-4	.500	0	0	0	2.8	0	0	1	0	0	2	3.0	
Totals		0	140	12-17	.706	0-0	.000	9-23	.391	11	20	31	2.8	22	3	9	2	7	33	3.0

Games played: 11
 Minutes/game: 12.7
 Points/game: 3.0
 FG Pct: 70.6
 FT Pct: 39.1

Rebounds/game: 2.8
 Assists/game: 0.3
 Turnovers/game: 0.8
 Assist/turnover ratio: 0.3
 Steals/game: 0.6
 Blocks/game: 0.2

Personal Bests

- Points:** 12, 2x, last at Ohio State, 1/19/11
Rebounds: 6 at Ohio State, 1/19/11
FGM: 6 vs. Iowa State, 12/10/10
FGA: 8 at Ohio State, 1/19/11
FTM: 4 vs. Tennessee State, 1/12/10
FTA: 8 vs. West Virginia, 11/28/08
Assists: 3, 2x, last vs. Ohio State, 1/4/11
Steals: 3, vs. IPFW, 11/26/11
Blocks: 4 vs. Minnesota, 2/13/11
Minutes: 30 at Ohio State, 1/19/11

CAREER STATISTICS

YEAR	G/GS	FG-A	PCT	3-PT	PCT	FT-A	PCT	RB	AVG	PF-FO	AS	TO	BK	ST	PTS	AVG
Fresh.	20/0	9-17	.529	0-0	.000	5-22	.227	23	1.2	29-1	2	7	9	2	23	1.2
Soph.	22/0	10-26	.385	0-1	.000	18-24	.750	28	1.2	38-3	9	11	7	7	38	1.7
Junior	31/0	41-72	.569	0-0	.000	14-33	.424	74	2.4	66-1	22	30	15	6	96	3.1
Senior	11/0	12-17	.706	0-0	.000	9-23	.391	31	2.8	22-0	3	9	2	7	33	3.0
TOTALS	84/0	72-132	.545	0-1	.000	46-102	.451	156	1.9	155-5	36	57	33	22	190	2.3



IOWA HAWKEYE BASKETBALL

Updated Iowa Player Bio

Bryce Cartwright



24

Sr., 6-1, 188, Guard
Compton, Calif.
Dominguez HS
Fresno State/Paris JC

- Team co-captain this season
- 2011 Honorable mention all-Big Ten by league media
- Attended the same high school as Tyson Chandler, Cedric Ceballos, Dennis Johnson and Tayshaun Prince
- Missed Iowa's game at UNI due to an injured hamstring and played six minutes at Iowa State
- Ranks seventh in Big Ten assists (4.1) and fifth in assist/turnover ratio (2.2)
- Collected a game-high six assists to go along with 12 points in win over NC A&T
- Dished out nine assists in only 19 minutes of action in win over Northern Illinois
- Was a perfect 2-2 from 3-point territory finishing with nine points vs. Creighton
- Shared team high in assists with five in win over IPFW
- Notched 12 points, all in the second half, and had three assists in win over Drake, making a career-best eight free throws (8-of-8)
- Tallied a game-high eight assists in the win over Central Arkansas
- Had eight points and four assists in home game vs. Purdue

2011-12 Game-by-Game

Opponent	Date	gs	min	Total		3-Pointers		Free throws		Rebounds				pf	a	t/o	blk	stl	pts	avg	
				fg-fga	pct	3fg-fga	pct	ft-fa	pct	off	def	tot	avg								
CHICAGO STATE	11/11/11	*	15	1-5	.200	0-1	.000	0-0	.000	0	2	2	2.0	0	4	3	0	1	2	2.0	
NORTH CAROLINA A&T	11/14/11	*	27	4-11	.364	0-4	.000	4-4	1.000	1	1	2	2.0	4	6	1	0	2	12	7.0	
NORTHERN ILLINOIS	11/17/11	*	19	1-5	.200	0-1	.000	2-2	1.000	0	1	1	1.7	0	9	0	0	0	4	6.0	
vs Creighton	11/20/11	*	20	3-4	.750	2-2	1.000	1-2	.500	0	1	1	1.5	1	1	0	0	0	9	6.8	
CAMPBELL	11/23/11	*	26	2-8	.250	0-0	.000	0-0	.000	0	1	1	1.4	2	2	3	0	2	4	6.2	
IPFW	11/26/11	*	34	4-8	.500	0-0	.000	4-5	.800	0	3	3	1.7	0	5	4	0	1	12	7.2	
CLEMSON	11/29/11	*	28	2-11	.182	0-1	.000	3-4	.750	0	2	2	1.7	0	2	2	0	1	7	7.1	
BROWN	12/03/11	*	28	2-7	.286	0-0	.000	0-0	.000	0	3	3	1.9	2	5	1	0	2	4	6.8	
at Iowa State	12/09/11		6	0-1	.000	0-0	.000	0-0	.000	0	0	0	1.7	0	2	2	0	0	0	6.0	
DRAKE	12/17/11		28	2-9	.222	0-1	.000	8-8	1.000	0	1	1	1.6	1	3	3	0	1	12	6.6	
CENTRAL ARKANSAS	12/19/11		17	1-6	.167	0-0	.000	0-0	.000	2	1	3	1.7	0	8	3	0	2	2	6.2	
BOISE STATE	12/22/11		10	0-3	.000	0-1	.000	1-2	.500	0	2	2	1.8	1	2	1	0	0	1	5.8	
PURDUE	12/28/11		21	4-10	.400	0-3	.000	0-1	.000	0	1	1	1.7	0	4	1	0	0	8	5.9	
Totals			8	279	26-88	.295	2-14	.143	23-28	.821	3	19	22	1.7	11	53	24	0	12	77	5.9

Games played: 13
 Minutes/game: 21.5
 Points/game: 5.9
 FG Pct: 29.5
 3FG Pct: 14.3
 FT Pct: 82.1

Rebounds/game: 1.7
 Assists/game: 4.1
 Turnovers/game: 1.8
 Assist/turnover ratio: 2.2
 Steals/game: 0.9

Personal Bests

- Points:** 25 vs. N'western, 1/12/11
- Rebounds:** 6, 3x, last vs. Purdue, 3/5/11
- FGM:** 9 vs. N'western, 1/12/11
- FGA:** 19 vs. La. Tech, 12/21/10
- 3-pt FG:** 3, 2x, last vs. Minnesota, 2/13/11
- 3-pt FGA:** 7 vs. Minnesota, 2/13/11
- FTM:** 8 vs. Drake, 12/17/11
- FTA:** 8, 2x, last vs. Drake, 12/17/11
- Assists:** 10 vs. Michigan State, 2/2/11
- Steals:** 4 vs. Long Beach State, 11/22/10
- Blocks:** 1, 3x, last vs. UL Monroe, 11/16/10
- Minutes:** 44 at New Mexico State, 2/14/09

CAREER STATISTICS

YEAR	G/GS	FG-A	PCT	3-PT	PCT	FT-A	PCT	RB	AVG	PF-FO	AS	TO	BK	ST	PTS	AVG
Fresh.	34/20	58-155	.374	17-65	.262	34-46	.739	60	1.8	45-1	109	68	2	27	167	4.9
Soph.	At Paris Junior College															
Junior	31/26	134-341	.393	19-69	.275	52-75	.693	90	2.9	42-0	182	102	1	28	339	10.9
Senior	13/8	26-88	.282	2-14	.142	23-28	.821	22	1.7	11-0	53	24	0	12	77	5.9
TOTALS	78/54	218-584	.373	38-148	.257	109-149	.732	172	2.2	98-1	344	194	3	67	583	7.5



IOWA HAWKEYE BASKETBALL

Updated Iowa Player Bio

Cody Cox



11

So., 6-4, 196, Forward
Waterloo, Iowa
Waterloo West

- Non-scholarship athlete
- Competed in six career contests

Personal Bests

Points: ---
 Rebounds: 1 vs. Chicago State, 11/11/11
 FGM: ---
 FGA: 2 vs. SIUE, 11/26/10
 3-pt FG: ---
 3-pt FGA: 1 vs. SIUE, 11/26/10
 FTM: ---
 FTA: ---
 Assists: 1 vs. SIUE, 11/26/10
 Steals: 1 vs. SIUE, 11/26/10
 Blocks: ---
 Minutes: 7 vs. SIUE, 11/26/10

2011-12 Game-by-Game

Opponent	Date	gs	min	Total		3-Pointers		Free throws		Rebounds				pf	a	t/o	blk	stl	pts	avg
				fg-fga	pct	3fg-fga	pct	ft-fa	pct	off	def	tot	avg							
CHICAGO STATE	11/11/11	3	0-0	.000	0-0	.000	0-0	.000	0	1	1	1.0	0	0	0	0	0	0	0.0	
NORTHERN ILLINOIS	11/17/11	2	0-0	.000	0-0	.000	0-0	.000	0	0	0	0.5	0	0	0	0	0	0.0		
CENTRAL ARKANSAS	12/19/11	2	0-0	.000	0-0	.000	0-0	.000	0	0	0	0.3	1	0	1	0	0	0.0		
Totals		0	7	0-0	.000	0-0	.000	0-0	.000	0	1	1	0.3	1	0	1	0	0	0.0	

Games played: 3
Minutes/game: 2.3

Rebounds/game: 0.3
Turnovers/game: 0.3

CAREER STATISTICS

YEAR	G/GS	FG-A	PCT	3-PT	PCT	FT-A	PCT	RB	AVG	PF-FO	AS	TO	BK	ST	PTS	AVG
Fresh.	3/0	0-3	.000	0-1	.000	0-0	.000	0	0.0	1-0	1	0	0	1	0	0.0
Soph.	3/0	0-0	.000	0-0	.000	0-0	.000	1	0.3	1-0	0	1	0	0	0	0.0
TOTALS	6/0	0-3	.000	0-1	.000	0-0	.000	1	0.2	2-0	1	1	0	1	0	0.0



IOWA HAWKEYE BASKETBALL

Updated Iowa Player Bio

Kyle Denning



13

Fr., 6-2, 175, Guard
Cedar Falls, Iowa
Northern University HS

- Non-scholarship athlete
- Saw action in four games
- Sank both free throw attempts in four minutes of action in Iowa's season opening win over Chicago State
- Registered first career field goal and rebound in win over Central Arkansas

Personal Bests

Points: 2 vs. C. Arkansas, 12/19/11
Rebounds: 1 vs. C. Arkansas, 12/19/11
FGM: 1 vs. C. Arkansas, 12/19/11
FGA: 2 vs. C. Arkansas, 12/19/11
3-pt FG: ---
3-pt FGA: 1 vs. C. Arkansas, 12/19/11
FTM: 2 vs. Chicago State, 11/11/11
FTA: 2 vs. Chicago State, 11/11/11
Assists: ---
Steals: ---
Blocks: ---
Minutes: 4 vs. Chicago State, 11/11/11

2011-12 Game-by-Game

Opponent	Date	gs	min	Total		3-Pointers		Free throws		Rebounds				pf	a	t/o	blk	stl	pts	avg
				fg-fga	pct	3fg-fga	pct	ft-fa	pct	off	def	tot	avg							
CHICAGO STATE	11/11/11	4	0-0	.000	0-0	.000	2-2	1.000	0	0	0	0.0	0	0	0	0	0	0	2	2.0
NORTHERN ILLINOIS	11/17/11	2	0-0	.000	0-0	.000	0-0	.000	0	0	0	0.0	0	0	0	0	0	0	0	1.0
BROWN	12/03/11	0	0-0	.000	0-0	.000	0-0	.000	0	0	0	0.0	0	0	0	0	0	0	0	0.7
CENTRAL ARKANSAS	12/19/11	3	1-2	.500	0-1	.000	0-0	.000	0	1	1	0.3	0	0	1	0	0	2	1.0	
Totals		0	9	1-2	.500	0-1	.000	2-2	1.000	0	1	1	0.3	0	0	1	0	4	1.0	

Games played: 4
 Minutes/game: 2.3
 Points/game: 1.0
 FG Pct: 50.0
 3FG Pct: 0.0
 FT Pct: 100.0

Rebounds/game: 0.3
 Turnovers/game: 0.3

CAREER STATISTICS

YEAR	G/GS	FG-A	PCT	3-PT	PCT	FT-A	PCT	RB	AVG	PF-FO	AS	TO	BK	ST	PTS	AVG
Fresh.	4/0	1-2	.500	0-1	.000	2-2	1.000	1	0.3	0-0	0	1	0	0	4	1.0



IOWA HAWKEYE BASKETBALL

Updated Iowa Player Bio

Matt Gatens



5

Sr., 6-5, 212, Guard
Iowa City, Iowa
City HS

- Three-time team co-captain
- Named to the Dale Howard Classic All-Tournament team
- Only missed two games in his career due to injury (2010 vs. South Dakota State and UL Monroe)
- Posted double figures 72 times in his career, including 10 of 14 games this season
- Has not missed a free throw in final 5 minutes of a contest this season (15-15), including a perfect 8-of-8 mark in the final minute
- Ranks third in Big Ten career free throw percentage (.873, 283-324)
- Ranks first in Big Ten free throw percentage this season (.906, 48-53) and 20th in the country
- Leads team in scoring and ranks 14th in the Big Ten (13.8)
- Ranks 16th in Iowa career scoring (1,296)
- Ranks sixth in career 3-pointers at Iowa (185)
- Has scored 20 points or more in a game 12 times in his career, including three times this year
- Poured in a career-high 27 points and also had six rebounds, four assists and two steals in win over NC A&T
- Notched a team-high 17 points against Campbell, adding five rebounds, two assists and two steals
- Had 15 points on 5-6 shooting from the field and 3-4 from long distance in win over Northern Illinois
- Collected a season and game-high three steals vs. Creighton

2011-12 Game-by-Game

Opponent	Date	gs	min	Total		3-Pointers		Free throws		Rebounds				pf	a	t/o	blk	stl	pts	avg	
				fg-fga	pct	3fg-3fga	pct	ft-fta	pct	off	def	tot	avg								
CHICAGO STATE	11/11/11	*	16	2-5	.400	1-4	.250	2-2	1.000	1	0	1	1.0	3	2	0	0	1	7	7.0	
NORTH CAROLINA A&T	11/14/11	*	34	9-15	.600	4-10	.400	5-6	.833	4	2	6	3.5	2	4	1	0	2	27	17.0	
NORTHERN ILLINOIS	11/17/11	*	20	5-6	.833	3-4	.750	2-2	1.000	1	1	2	3.0	1	2	1	0	1	15	16.3	
vs Creighton	11/20/11	*	35	5-12	.417	2-7	.286	1-1	1.000	1	3	4	3.3	2	1	1	0	3	13	15.5	
CAMPBELL	11/23/11	*	40	5-12	.417	1-5	.200	6-6	1.000	1	4	5	3.6	3	2	1	0	2	17	15.8	
IPFW	11/26/11	*	33	6-12	.500	2-3	.667	8-9	.889	0	4	4	3.7	1	5	2	0	2	22	16.8	
CLEMSON	11/29/11	*	33	1-6	.167	0-1	.000	6-7	.857	0	0	0	3.1	2	0	1	0	1	8	15.6	
BROWN	12/03/11	*	30	3-8	.375	1-2	.500	2-2	1.000	1	1	2	3.0	1	1	0	0	1	9	14.8	
at Northern Iowa	12/06/11	*	37	3-9	.333	0-4	.000	0-0	.000	0	4	4	3.1	3	1	1	0	2	6	13.8	
at Iowa State	12/09/11	*	39	3-7	.429	3-6	.500	2-2	1.000	0	4	4	3.2	4	1	2	0	0	11	13.5	
DRAKE	12/17/11	*	40	7-14	.500	1-5	.200	5-7	.714	3	3	6	3.5	2	2	1	0	3	20	14.1	
CENTRAL ARKANSAS	12/19/11	*	22	5-9	.556	1-4	.250	0-0	.000	1	4	5	3.6	2	5	3	0	2	11	13.8	
BOISE STATE	12/22/11	*	38	5-11	.455	1-4	.250	5-5	1.000	1	1	2	3.5	2	3	0	0	1	16	14.0	
PURDUE	12/28/11	*	36	3-9	.333	1-2	.500	4-4	1.000	2	4	6	3.6	1	5	0	0	0	11	13.8	
Totals			14	453	62-135	.459	21-61	.344	48-53	.906	16	35	51	3.6	29	34	14	0	21	193	13.8

Games played: 14
 Minutes/game: 32.4
 Points/game: 13.8
 FG Pct: 45.9
 3FG Pct: 34.4
 FT Pct: 90.6

Rebounds/game: 3.6
 Assists/game: 2.4
 Turnovers/game: 1.0
 Assist/turnover ratio: 2.4
 Steals/game: 1.5

- Posted a team-high 22 points and dished out five assists in win over IPFW
- Led team with 20 points in win over Drake, adding six rebounds and a game-high three steals
- Recorded 11 points, five rebounds and five assists in win over Central Arkansas
- Registered 16 points and three assists in win over Boise State
- Netted 11 points, snagged six rebounds and dished out five assists in home game vs. Purdue

Personal Bests

Points: 27 vs. NC A&T, 11/14/11
Rebounds: 10 vs. Western Illinois, 12/27/08
FGM: 9 vs. North Carolina A&T, 11/14/11
FGA: 21 at Minnesota, 1/16/11
3-pt FG: 5, 4x, last vs. N'western, 1/12/11
3-pt FGA: 11 vs. Minnesota, 2/13/11
FTM: 11 vs. Indiana, 1/23/11
FTA: 12, 2x, last vs. Indiana, 1/23/11
Assists: 8 vs. SC State, 12/21/09
Steals: 5 vs. Idaho State, 12/4/10
Blocks: 2 vs. Michigan, 2/22/09
Minutes: 50 vs. Penn State, 3/7/09

CAREER STATISTICS

YEAR	G/GS	FG-A	PCT	3-PT	PCT	FT-A	PCT	RB	AVG	PF-FO	AS	TO	BK	ST	PTS	AVG
Fresh.	32/32	109-258	.422	52-129	.403	75-83	.904	121	3.8	82-2	71	51	10	26	345	10.8
Soph.	32/32	125-338	.370	58-177	.328	84-101	.832	138	4.3	70-0	105	85	3	29	392	12.3
Junior	29/29	118-299	.395	54-163	.331	76-87	.874	71	2.4	44-1	53	42	3	38	366	12.6
Senior	14/14	62-135	.459	21-61	.339	48-53	.906	51	3.6	29-0	34	14	0	21	193	13.8
TOTALS	107/107	414-1030	.402	185-530	.349	283-324	.873	381	3.6	225-3	263	192	16	114	1296	12.1



IOWA HAWKEYE BASKETBALL

Updated Iowa Player Bio

Roy Devyn Marble



4

So., 6-6, 194, Guard/Forward
Southfield, Mich.
Lathrup HS

- Father Roy, is a three-time all-Big Ten performer and Iowa MVP, and the Hawkeyes' all-time leading scorer
- Named Big Ten Player of the Week by the website *College Sports Madness* on Dec. 26
- Boasts a 4.5 assist/turnover ratio (54 assists to only 12 turnovers), which ranks first in the Big Ten and eighth in the country
- Averaged 14.1 points the last 10 contests
- Averaged 16.5 points the last six games as a starter
- Netted double figures in nine of the last 10 games, including the last six
- Has made 36-of-44 (.821) of his free throws over the last four contests
- Recorded at least one steal in 13 of 14 games, including two or more in five of the last seven
- Dished out four assists or more 10 times this year, including five or more in each of the last five games
- Posted double figures 12 times in his career, including nine of the last 10 games
- Scored a career and game-high 21 points at Iowa State, making a career-best 10-of-11 from the free throw line; added a career-high five assists
- Played career-high 37 minutes at UNI and at Iowa State, making first two starts of the season at point guard
- Tallied a season-high 14 points against Campbell in a career-high 32 minutes, and added four assists and a block
- Collected a personal-best three steals and equaled career highs in rebounds (7) in win over Chicago State
- Scored 11 points, collected four assists, and matched personal bests in rebounding (7) and steals (3) in victory over Brown

2011-12 Game-by-Game

Opponent	Date	gs	min	Total		3-Pointers		Free throws		Rebounds				pf	a	t/o	blk	stl	pts	avg
				fg-fga	pct	3fg-fga	pct	ft-fa	pct	off	def	tot	avg							
CHICAGO STATE	11/11/11	21	3-6	.500	0-2	.000	0-0	.000	2	5	7	7.0	2	4	0	0	3	6	6.0	
NORTH CAROLINA A&T	11/14/11	13	2-6	.333	1-2	.500	0-0	.000	0	1	1	4.0	2	3	1	0	0	5	5.5	
NORTHERN ILLINOIS	11/17/11	17	2-8	.250	0-0	.000	1-2	.500	1	1	2	3.3	0	4	0	0	2	5	5.3	
vs Creighton	11/20/11	21	0-4	.000	0-1	.000	2-2	1.000	1	1	2	3.0	2	1	0	0	1	2	4.5	
CAMPBELL	11/23/11	32	6-12	.500	0-1	.000	2-2	1.000	1	0	1	2.6	3	4	0	1	1	14	6.4	
IPFW	11/26/11	22	4-6	.667	1-1	1.000	2-5	.400	1	1	2	2.5	3	2	3	0	1	11	7.2	
CLEMSON	11/29/11	17	2-8	.250	0-1	.000	2-2	1.000	0	0	0	2.1	0	1	0	1	1	6	7.0	
BROWN	12/03/11	23	4-9	.444	0-0	.000	3-3	1.000	3	4	7	2.8	2	4	0	0	3	11	7.5	
at Northern Iowa	12/06/11	* 37	7-12	.583	0-2	.000	0-3	.000	1	3	4	2.9	4	4	2	0	2	14	8.2	
at Iowa State	12/09/11	* 37	5-12	.417	1-1	1.000	10-11	.909	1	3	4	3.0	3	5	2	0	2	21	9.5	
DRAKE	12/17/11	* 19	3-7	.429	0-1	.000	4-5	.800	0	1	1	2.8	1	5	2	0	2	10	9.5	
CENTRAL ARKANSAS	12/19/11	* 23	5-8	.625	0-0	.000	9-10	.900	2	1	3	2.8	0	6	1	0	1	19	10.3	
BOISE STATE	12/22/11	* 31	5-10	.500	0-0	.000	8-10	.800	1	7	8	3.2	1	5	1	3	3	18	10.9	
PURDUE	12/28/11	* 35	6-12	.500	0-1	.000	5-8	.625	1	0	1	3.1	2	6	0	1	1	17	11.4	
Totals		6	348	54-120	.450	3-13	.231	48-63	.762	15	28	43	3.1	25	54	12	6	23	159	11.4

Games played: 14
 Minutes/game: 24.9
 Points/game: 11.4
 FG Pct: 45.0
 3FG Pct: 23.1
 FT Pct: 76.2

Rebounds/game: 3.1
 Assists/game: 3.9
 Turnovers/game: 0.9
 Assist/turnover ratio: 4.5
 Steals/game: 1.6
 Blocks/game: 0.4

- Started first game of the season at UNI, leading team in points (14) and assists (4), while also collecting two steals
- Collected five assists in the win over Drake, in just 19 minutes of action, and added 10 points
- Notched a career-high six assists in win over Central Arkansas, to go along with a game-high 19 points on 5-of-8 field goals and 9-of-10 free throw attempts
- Tallied or equaled career highs in rebounds (8), blocks (3) and steals (3), to go along with 18 points on 5-of-10 field goals and 8-of-10 free throws in win over Boise State
- Opened the Big Ten season by equaling his career high six assists and scoring 17 points in home game vs. Purdue

Personal Bests

Points: 21 at Iowa State, 12/9/11
Rebounds: 8 vs Boise State, 12/22/11
FGM: 8 vs. Indiana, 1/23/11
FGA: 13 vs. Indiana, 1/23/11
3-pt FG: 2, 3x, last at Michigan, 1/30/11
3-pt FGA: 3, 4x, last at Mich. State, 3/2/11
FTM: 10 at Iowa State, 12/9/11
FTA: 11 at Iowa State, 12/9/11
Assists: 6, 2x, last vs. Purdue, 12/28/11
Steals: 3, 3x, last vs. Boise State, 12/22/11
Blocks: 3 vs Boise State, 12/22/11
Minutes: 37, 2x, last at Iowa State, 12/9/11

CAREER STATISTICS

YEAR	G/GS	FG-A	PCT	3-PT	PCT	FT-A	PCT	RB	AVG	PF-FO	AS	TO	BK	ST	PTS	AVG
Fresh.	31/6	66-174	.379	11-41	.268	35-66	.530	74	2.4	41-0	41	34	2	21	178	5.7
Soph.	14/6	54-120	.450	3-13	.231	48-63	.762	43	3.1	25-0	54	12	6	23	159	11.4
TOTALS	42/12	120-294	.408	14-54	.259	83-129	.643	117	2.6	66-0	95	46	8	44	337	7.5



IOWA HAWKEYE BASKETBALL

Updated Iowa Player Bio

Eric May



25

Jr., 6-5, 217, Guard/Forward
Dubuque, Iowa
Wahlert HS

- 2011 Academic All-Big Ten honoree
- Ranks fifth in team scoring (7.7)
- Dished out a game and career-high five assists in win over Chicago State
- Matched a career best with 20 points on 8-12 shooting from the field, including 3-4 from 3-point range, and 1-3 from the foul line and also pulled down a season-high nine rebounds in win over NC A&T
- Tallied 14 points and had four assists in win over Northern Illinois
- Controlled a team-high six rebounds vs. Creighton
- Recorded 10 points at UNI, hitting 5-of-11 field goals
- Notched 10 points and a game-high three steals in win over Central Arkansas
- Went 4-4 from the line against Purdue to equal his career-best free throws made

2011-12 Game-by-Game

Opponent	Date	gs	min	Total		3-Pointers		Free throws		Rebounds				pf	a	t/o	blk	stl	pts	avg	
				fg-fga	pct	3fg-fga	pct	ft-fa	pct	off	def	tot	avg								
CHICAGO STATE	11/11/11	*	26	4-10	.400	2-5	.400	2-2	1.000	0	1	1	1.0	1	5	1	1	2	12	12.0	
NORTH CAROLINA A&T	11/14/11	*	32	8-12	.667	3-4	.750	1-3	.333	3	6	9	5.0	2	1	5	0	1	20	16.0	
NORTHERN ILLINOIS	11/17/11	*	19	6-8	.750	2-2	1.000	0-0	.000	0	3	3	4.3	2	4	2	0	0	14	15.3	
vs Creighton	11/20/11	*	23	3-10	.300	0-3	.000	0-0	.000	2	4	6	4.8	3	2	3	1	0	6	13.0	
CAMPBELL	11/23/11	*	20	1-4	.250	0-1	.000	2-4	.500	0	2	2	4.2	2	0	1	0	2	4	11.2	
IPFW	11/26/11	*	11	1-2	.500	0-0	.000	0-0	.000	0	1	1	3.7	2	1	1	0	0	2	9.7	
CLEMSON	11/29/11	*	12	1-6	.167	0-3	.000	0-0	.000	0	2	2	3.4	1	1	0	0	0	2	8.6	
BROWN	12/03/11	*	19	4-8	.500	0-2	.000	0-0	.000	1	3	4	3.5	0	3	0	0	1	8	8.5	
at Northern Iowa	12/06/11	*	30	5-11	.455	0-2	.000	0-1	.000	1	1	2	3.3	3	1	0	0	0	10	8.7	
at Iowa State	12/09/11	*	15	2-5	.400	1-1	1.000	0-0	.000	1	1	2	3.2	3	0	1	0	1	5	8.3	
DRAKE	12/17/11	*	14	0-3	.000	0-2	.000	3-4	.750	2	1	3	3.2	4	1	0	2	2	3	7.8	
CENTRAL ARKANSAS	12/19/11	*	23	3-4	.750	2-2	1.000	2-2	1.000	1	0	1	3.0	0	2	1	0	3	10	8.0	
BOISE STATE	12/22/11	*	21	1-6	.167	1-2	.500	0-0	.000	1	0	1	2.8	1	3	0	1	1	3	7.6	
PURDUE	12/28/11	*	20	2-7	.286	1-2	.500	4-4	1.000	1	5	6	3.1	4	0	1	0	0	9	7.7	
Totals			14	285	41-96	.427	12-31	.387	14-20	.700	13	30	43	3.1	28	24	16	5	13	108	7.7

Games played: 14
 Minutes/game: 20.4
 Points/game: 7.7
 FG Pct: 42.7
 3FG Pct: 38.7
 FT Pct: 70.0

Rebounds/game: 3.1
 Assists/game: 1.7
 Turnovers/game: 1.1
 Assist/turnover ratio: 1.5
 Steals/game: 0.9
 Blocks/game: 0.4

- Scored all nine of his points and grabbed all six of his rebounds in the second half in home game vs. Purdue

Personal Bests

Points: 20, 2x, last vs. NC A&T, 11/14/11
Rebounds: 11 vs. Prairie View A&M, 12/5/09
FGM: 8, 2x, last at Wake Forest, 11/30/10
FGA: 16 vs. South Dakota State, 11/14/10
3-pt FG: 5 vs. Ohio State, 1/27/10
3-pt FGA: 10 vs. Ohio State, 1/27/10
FTM: 4, 3x, last vs. Purdue, 12/28/11
FTA: 8 vs. Illinois, 12/29/10
Assists: 5 vs. Chicago State, 11/11/11
Steals: 7 vs. SIUE, 11/26/10
Blocks: 3, 3x, last at Michigan, 1/30/10
Minutes: 43 vs. Michigan, 2/16/10

CAREER STATISTICS

YEAR	G/GS	FG-A	PCT	3-PT	PCT	FT-A	PCT	RB	AVG	PF-FO	AS	TO	BK	ST	PTS	AVG
Fresh.	32/23	104-259	.402	41-143	.287	38-57	.667	147	4.6	74-1	44	59	26	34	287	9.0
Soph.	30/25	88-204	.423	26-66	.394	32-53	.604	88	2.9	41-1	38	60	9	38	234	7.8
Junior	14/14	41-96	.427	12-31	.387	14-20	.700	43	3.1	28-0	24	16	5	13	108	7.7
TOTALS	76/62	233-563	.414	79-240	.329	84-130	.646	278	3.7	143-2	106	135	40	85	629	8.3



IOWA HAWKEYE BASKETBALL

Updated Iowa Player Bio

Zach McCabe



15

So., 6-7, 232, Forward
Sioux City, Iowa
Bishop Heelan HS

- Ranks seventh on the team in scoring (7.1)
- Started 11 career games, including the last nine
- Averaged 5.1 rebounds as a starter this year
- Started third career game, and first of the season, in win over IPFW scoring 12 points and matching a career high with three steals
- Shooting at a 58 percent clip (24-41) from the field the last seven games
- Had 13 points and five rebounds in win over Chicago State
- Tallied 12 points, six rebounds and two assists in win over NC A&T
- Scored eight points and had two steals and two assists in win over Northern Illinois
- Notched six points, a team-high seven rebounds, two steals and two assists against Campbell
- Recorded seven points, two steals and a team-high seven rebounds against Clemson
- Netted nine points and snagged seven boards in win over Brown
- Registered eight points and six rebounds in win over Drake, making 4-of-5 from the field
- Tallied eight points and matched a career-best with eight rebounds in win over Central Arkansas, in only 13 minutes of action

2011-12 Game-by-Game

Opponent	Date	gs	min	Total		3-Pointers		Free throws		Rebounds				pf	a	t/o	blk	stl	pts	avg
				fg-fga	pct	3fg-fga	pct	ft-fa	pct	off	def	tot	avg							
CHICAGO STATE	11/11/11	18	5-11	.455	2-5	.400	1-3	.333	2	3	5	5.0	1	1	0	0	1	13	13.0	
NORTH CAROLINA A&T	11/14/11	25	4-5	.800	1-2	.500	3-4	.750	2	4	6	5.5	2	2	2	0	0	12	12.5	
NORTHERN ILLINOIS	11/17/11	15	3-6	.500	2-3	.667	0-0	.000	1	0	1	4.0	2	2	1	0	2	8	11.0	
vs Creighton	11/20/11	20	0-4	.000	0-1	.000	0-2	.000	1	0	1	3.3	1	1	0	0	2	0	8.3	
CAMPBELL	11/23/11	24	3-11	.273	0-2	.000	0-0	.000	6	1	7	4.0	4	2	3	0	2	6	7.8	
IPFW	11/26/11	*	27	4-6	.667	1-1	1.000	3-4	.750	1	2	3	3.8	4	0	0	0	3	12	8.5
CLEMSON	11/29/11	*	19	3-4	.750	0-0	.000	1-1	1.000	2	5	7	4.3	5	0	3	0	2	7	8.3
BROWN	12/03/11	*	19	3-6	.500	1-1	1.000	2-2	1.000	4	3	7	4.6	3	0	2	0	9	8.4	
at Northern Iowa	12/06/11	*	17	1-3	.333	0-0	.000	0-0	.000	1	4	5	4.7	5	1	3	0	2	7.7	
at Iowa State	12/09/11	*	16	3-4	.750	0-0	.000	2-2	1.000	0	3	3	4.5	4	1	1	0	0	8	7.7
DRAKE	12/17/11	*	24	4-5	.800	0-0	.000	0-0	.000	3	3	6	4.6	2	1	0	0	2	8	7.7
CENTRAL ARKANSAS	12/19/11	*	13	3-7	.429	0-1	.000	2-2	1.000	4	4	8	4.9	3	1	0	0	0	8	7.8
BOISE STATE	12/22/11	*	11	1-3	.333	0-0	.000	0-0	.000	0	2	2	4.7	2	0	1	0	0	2	7.3
PURDUE	12/28/11	*	16	2-3	.667	0-0	.000	1-1	1.000	2	3	5	4.7	4	0	1	0	0	5	7.1
Totals		9	264	39-78	.500	7-16	.438	15-21	.714	29	37	66	4.7	42	12	17	0	14	100	7.1

Games played: 14
 Minutes/game: 18.9
 Points/game: 7.1
 FG Pct: 50.0
 3FG Pct: 43.8
 FT Pct: 71.4

Rebounds/game: 4.7
 Assists/game: 0.9
 Turnovers/game: 1.2
 Assist/turnover ratio: 0.7
 Steals/game: 1.0

Personal Bests

- Points:** 16 vs. SIUE, 11/26/10
- Rebounds:** 8, 2x, last C. Arkansas, 12/19/11
- FGM:** 6 vs. SIUE, 11/26/10
- FGA:** 13 vs. SIUE, 11/26/10
- 3-pt FG:** 4 vs. SIUE, 11/26/10
- 3-pt FGA:** 7 vs. SIUE, 11/26/10
- FTM:** 6 vs. Alabama, 11/20/10
- FTA:** 7 at Drake, 12/18/10
- Assists:** 3 vs. Michigan, 2/19/11
- Steals:** 3, 2x, last vs. IPFW, 11/26/11
- Blocks:** 1 at Purdue, 1/9/11
- Minutes:** 33 vs. South Dakota State, 11/14/10

CAREER STATISTICS

YEAR	G/GS	FG-A	PCT	3-PT	PCT	FT-A	PCT	RB	AVG	PF-FO	AS	TO	BK	ST	PTS	AVG
Fresh.	31/2	59-169	.349	24-84	.286	37-46	.804	111	3.6	69-3	24	48	1	22	179	5.8
Soph.	14/9	39-78	.500	7-16	.438	15-21	.714	66	4.7	42-2	12	17	0	14	100	7.1
TOTALS	45/11	98-247	.397	31-100	.310	52-67	.776	177	3.9	111-5	36	65	1	36	279	6.2



IOWA HAWKEYE BASKETBALL

Updated Iowa Player Bio

Stephen McCarty



14

So., 6-2, 160, Guard
Auburn Hills, Mich.
West Bloomfield HS

- Non-scholarship athlete
- Saw action in five games

Personal Bests

Points: 2 vs. N. Illinois, 11/17/11
Rebounds: ---
FGM: 1 vs. N. Illinois, 11/17/11
FGA: 2 vs. N. Illinois, 11/17/11
3-pt FG: ---
3-pt FGA: ---
FTM: ---
FTA: ---
Assists: ---
Steals: ---
Blocks: ---
Minutes: 4, 2x, last C. Arkansas, 12/19/11

2011-12 Game-by-Game

Opponent	Date	gs	min	Total		3-Pointers		Free throws		Rebounds				pf	a	t/o	blk	stl	pts	avg
				fg-fga	pct	3fg-fga	pct	ft-fa	pct	off	def	tot	avg							
CHICAGO STATE	11/11/11	4	0-0	.000	0-0	.000	0-0	.000	0	0	0	0.0	0	0	0	0	0	0	0	0.0
NORTHERN ILLINOIS	11/17/11	2	1-2	.500	0-1	.000	0-0	.000	0	0	0	0.0	1	0	0	0	0	2	1.0	
CLEMSON	11/29/11	2	0-0	.000	0-0	.000	0-0	.000	0	0	0	0.0	0	0	2	0	0	0	0.7	
BROWN	12/03/11	3	0-1	.000	0-0	.000	0-0	.000	0	0	0	0.0	1	0	0	0	0	0	0.5	
CENTRAL ARKANSAS	12/19/11	4	0-1	.000	0-0	.000	0-0	.000	0	0	0	0.0	0	0	0	0	0	0	0.4	
Totals		0	15	1-4	.250	0-1	.000	0-0	.000	0	0	0.0	2	0	2	0	0	2	0.4	

Games played: 5
 Minutes/game: 3.0
 Points/game: 0.4
 FG Pct: 25.0
 3FG Pct: 0.0

Turnovers/game: 0.4

CAREER STATISTICS

YEAR	G/GS	FG-A	PCT	3-PT	PCT	FT-A	PCT	RB	AVG	PF-FO	AS	TO	BK	ST	PTS	AVG
Fresh.	5/0	1-4	.250	0-1	.000	0-0	.000	0	0.0	2-0	0	2	0	0	2	0.4



IOWA HAWKEYE BASKETBALL

Updated Iowa Player Bio

Josh Oglesby



2

Fr., 6-5, 190, Guard
Cedar Rapids, Iowa
Washington HS

- Led Iowa in scoring against Creighton, Northern Illinois and Clemson
- Ranks sixth in team scoring (7.3)
- 61.7% of his scoring comes from 3-point territory (63-of-102 points), which ranks fourth amongst Big Ten players
- Drained at least one triple in six straight games and 12-of-14 this season
- Scored in all but one game this season (North Carolina A&T)
- Tallied four points and collected four assists and two rebounds in win over Chicago State
- Netted a personal-best 16 points, bolstered by 4-of-7 shooting from 3-point range, and controlled five rebounds in win over Northern Illinois
- Scored a team-best 14 points on 5-8 shooting from the field, including 3-5 from 3-point range, vs. Creighton
- Recorded six points against Campbell, hitting both 3-point attempts
- Had six points and dished out two assists in win over IPFW
- Notched a team-best 15 points against Clemson, making 3-of-4 three-pointers and a season-best 4-of-4 free throw attempts; added two steals
- Registered five points, three assists and a block in win over Drake

2011-12 Game-by-Game

Opponent	Date	gs	min	Total		3-Pointers		Free throws		Rebounds				pf	a	t/o	blk	stl	pts	avg
				fg-fga	pct	3fg-fga	pct	ft-fta	pct	off	def	tot	avg							
CHICAGO STATE	11/11/11	19	1-7	.143	1-6	.167	1-2	.500	1	1	2	2.0	0	4	0	0	0	4	4.0	
NORTH CAROLINA A&T	11/14/11	7	0-2	.000	0-2	.000	0-0	.000	0	1	1	1.5	1	2	1	0	0	0	2.0	
NORTHERN ILLINOIS	11/17/11	23	6-9	.667	4-7	.571	0-0	.000	0	5	5	2.7	1	2	1	0	1	16	6.7	
vs Creighton	11/20/11	20	5-8	.625	3-5	.600	1-2	.500	0	1	1	2.3	0	2	0	1	0	14	8.5	
CAMPBELL	11/23/11	12	2-3	.667	2-2	1.000	0-0	.000	0	0	0	1.8	0	0	2	0	0	6	8.0	
IPFW	11/26/11	18	2-6	.333	1-5	.200	1-3	.333	0	1	1	1.7	0	2	0	0	0	6	7.7	
CLEMSON	11/29/11	25	4-9	.444	3-4	.750	4-4	1.000	1	2	3	1.9	0	0	0	0	2	15	8.7	
BROWN	12/03/11	17	1-5	.200	0-2	.000	0-0	.000	0	3	3	2.0	1	1	0	0	0	2	7.9	
at Northern Iowa	12/06/11	20	3-6	.500	1-3	.333	0-1	.000	0	1	1	1.9	1	0	1	0	0	7	7.8	
at Iowa State	12/09/11	22	2-6	.333	1-4	.250	1-1	1.000	1	2	3	2.0	1	1	0	0	0	6	7.6	
DRAKE	12/17/11	19	2-5	.400	1-3	.333	0-0	.000	0	2	2	2.0	0	3	0	1	0	5	7.4	
CENTRAL ARKANSAS	12/19/11	17	4-6	.667	1-2	.500	0-0	.000	0	2	2	2.0	1	2	0	0	0	9	7.5	
BOISE STATE	12/22/11	22	2-4	.500	2-4	.500	3-4	.750	1	0	1	1.9	0	1	1	0	0	9	7.6	
PURDUE	12/28/11	14	1-2	.500	1-1	1.000	0-0	.000	0	2	2	1.9	0	0	1	0	0	3	7.3	
Totals		0	255	35-78	.449	21-50	.420	11-17	.647	4	23	27	1.9	6	20	7	2	3	102	7.3

Games played: 14
 Minutes/game: 18.2
 Points/game: 7.3
 FG Pct: 44.9
 3FG Pct: 42.0
 FT Pct: 64.7

Rebounds/game: 1.9
 Assists/game: 1.4
 Turnovers/game: 0.5
 Assist/turnover ratio: 2.9
 Steals/game: 0.2
 Blocks/game: 0.1

- Tallied nine points in the win over Central Arkansas
- Recorded nine points and a season-high four free throw attempts (3-of-4) in win over Boise State

Personal Bests

Points: 16 vs. N. Illinois, 11/17/11
Rebounds: 5 vs. N. Illinois, 11/17/11
FGM: 6 vs. N. Illinois, 11/17/11
FGA: 9, 2x, last vs. Clemson, 11/29/11
3-pt FG: 4 vs. N. Illinois, 11/17/11
3-pt FGA: 7 vs. N. Illinois, 11/17/11
FTM: 4 vs. Clemson, 11/29/11
FTA: 4, 2x, last vs. Boise State, 12/22/11
Assists: 4 vs. Chicago State, 11/11/11
Steals: 2 vs. Clemson, 11/29/11
Blocks: 1, 2x, last vs. Drake, 12/17/11
Minutes: 25 vs. Clemson, 11/29/11

CAREER STATISTICS

YEAR	G/GS	FG-A	PCT	3-PT	PCT	FT-A	PCT	RB	AVG	PF-FO	AS	TO	BK	ST	PTS	AVG
Fresh.	14/0	35-78	.449	21-50	.420	11-17	.647	27	1.9	6-0	20	7	2	3	102	7.3



IOWA HAWKEYE BASKETBALL

Updated Iowa Player Bio

Gabriel Olaseni



0

Fr., 6-10, 225, Center
London, England
Sunrise Christian Academy

- Saw action in seven contests
- Celebrated his 20th birthday Thursday, Dec. 29
- Scored eight points and corralled four rebounds in win over Chicago State
- Grabbed five rebounds and had an assist in win over Northern Illinois
- Made his only field goal attempt and grabbed one rebound in win over IPFW
- Equaled a career best with eight points, on 4-of-5 field goal attempts, and tallied a career-high three blocks in win over Central Arkansas

Personal Bests

Points: 8, 2x, last C. Arkansas, 12/19/11
Rebounds: 5 vs. N. Illinois, 11/17/11
FGM: 4 vs. C. Arkansas, 12/19/11
FGA: 5 vs. C. Arkansas, 12/19/11
3-pt FG: ---
3-pt FGA: ---
FTM: 6 vs. Chicago State, 11/11/11
FTA: 8 vs. Chicago State, 11/11/11
Assists: 1, 3x, last C. Arkansas, 12/19/11
Steals: ---
Blocks: 3 vs. C. Arkansas, 12/19/11
Minutes: 12 vs. N. Illinois, 11/17/11

2011-12 Game-by-Game

Opponent	Date	gs	min	Total		3-Pointers		Free throws		Rebounds				pf	a	t/o	blk	stl	pts	avg
				fg-fga	pct	3fg-fga	pct	ft-fa	pct	off	def	tot	avg							
CHICAGO STATE	11/11/11	9	1-2	.500	0-0	.000	6-8	.750	3	1	4	4.0	1	0	0	0	0	8	8.0	
NORTHERN ILLINOIS	11/17/11	12	0-3	.000	0-0	.000	0-0	.000	2	3	5	4.5	0	1	1	0	0	0	4.0	
vs Creighton	11/20/11	3	0-0	.000	0-0	.000	0-0	.000	1	0	1	3.3	0	0	0	0	0	0	2.7	
IPFW	11/26/11	5	1-1	1.000	0-0	.000	0-0	.000	0	1	1	2.8	1	0	1	0	0	2	2.5	
CLEMSON	11/29/11	5	0-0	.000	0-0	.000	0-0	.000	0	0	0	2.2	0	1	0	0	0	0	2.0	
at Northern Iowa	12/06/11	1	0-0	.000	0-0	.000	0-0	.000	0	0	0	1.8	0	0	0	0	0	0	1.7	
CENTRAL ARKANSAS	12/19/11	9	4-5	.800	0-0	.000	0-0	.000	1	1	2	1.9	1	1	0	3	0	8	2.6	
Totals		0	44	6-11	.545	0-0	.000	6-8	.750	7	6	13	1.9	3	3	2	3	0	18	2.6

Games played: 7
 Minutes/game: 6.3
 Points/game: 2.6
 FG Pct: 54.5
 FT Pct: 75.0

Rebounds/game: 1.9
 Assists/game: 0.4
 Turnovers/game: 0.3
 Assist/turnover ratio: 1.5
 Blocks/game: 0.4

CAREER STATISTICS

YEAR	G/GS	FG-A	PCT	3-PT	PCT	FT-A	PCT	RB	AVG	PF-FO	AS	TO	BK	ST	PTS	AVG
Fresh.	7/0	6-11	.545	0-0	.000	6-8	.750	13	1.9	3-0	3	2	3	0	18	2.6



IOWA HAWKEYE BASKETBALL

Updated Iowa Player Bio

Christopher Rickert



11

2011-12 Game-by-Game

Opponent	Date	gs	min	Total		3-Pointers		Free throws		Rebounds				pf	a	t/o	blk	stl	pts	avg
				fg-fga	pct	3fg-fga	pct	ft-fa	pct	off	def	tot	avg							
CENTRAL ARKANSAS	12/19/11	2		0-0	.000	0-0	.000	0-0	.000	0	0	0	0.0	0	0	0	0	0	0	0.0
Totals		0	2	0-0	.000	0-0	.000	0-0	.000	0	0	0	0.0	0	0	0	0	0	0	0.0

Games played: 1
Minutes/game: 2.0

Jr, 6-3, 180, Junior
Sioux City, Iowa
Bixhop Heelan HS

- Non-scholarship athlete
- Saw first career action in win over Central Arkansas

Personal Bests

Points: ---
 Rebounds: ---
 FGM: ---
 FGA: ---
 3-pt FG: ---
 3-pt FGA: ---
 FTM: ---
 FTA: ---
 Assists: ---
 Steals: ---
 Blocks: ---
 Minutes: 2 vs. C. Arkansas, 12/19/11

CAREER STATISTICS

YEAR	G/GS	FG-A	PCT	3-PT	PCT	FT-A	PCT	RB	AVG	PF-FO	AS	TO	BK	ST	PTS	AVG
Fresh.	1/0	0-0	.000	0-0	.000	0-0	.000	0	0.0	0-0	0	0	0	0	0	0.0



IOWA HAWKEYE BASKETBALL

Updated Iowa Player Bio

Darius Stokes



34

Fr.-RS, 6-7, 203, Forward
Cedar Rapids, Iowa
Linn-Mar HS

- Non-scholarship athlete
- Redshirted last season
- Saw action in six career games
- Had one rebound in his first collegiate game vs. Chicago State
- Scored first career points on an offensive rebound putback and rejected a shot vs. Creighton
- Tallied a steal, block and rebound in three minutes of action against Clemson
- Grabbed a career-high four rebounds and had an assist in win over Central Arkansas

Personal Bests

Points: 2 vs. Creighton, 11/20/11
Rebounds: 4 vs. C. Arkansas, 12/19/11
FGM: 1 vs. Creighton, 11/20/11
FGA: 1 vs. Creighton, 11/20/11
3-pt FG: ---
3-pt FGA: ---
FTM: ---
FTA: ---
Assists: 1, 2x, last vs. C. Arkansas, 12/19/11
Steals: 1 vs. Clemson, 11/29/11
Blocks: 1, 2x, last vs. Clemson, 11/29/11
Minutes: 6 vs. C. Arkansas, 12/19/11

2011-12 Game-by-Game

Opponent	Date	gs	min	Total		3-Pointers		Free throws		Rebounds				pf	a	t/o	blk	stl	pts	avg
				fg-fga	pct	3fg-fga	pct	ft-fga	pct	off	def	tot	avg							
CHICAGO STATE	11/11/11	4	0-1	.000	0-0	.000	0-0	.000	0	1	1	1.0	1	0	1	0	0	0	0.0	
NORTHERN ILLINOIS	11/17/11	4	0-1	.000	0-0	.000	0-0	.000	0	0	0	0.5	1	1	0	0	0	0	0.0	
vs Creighton	11/20/11	2	1-1	1.000	0-0	.000	0-0	.000	1	0	1	0.7	0	0	0	1	0	2	0.7	
CLEMSON	11/29/11	3	0-0	.000	0-0	.000	0-0	.000	0	1	1	0.8	1	0	0	1	1	0	0.5	
BROWN	12/03/11	3	0-0	.000	0-0	.000	0-0	.000	0	0	0	0.6	0	0	0	0	0	0	0.4	
CENTRAL ARKANSAS	12/19/11	6	0-0	.000	0-0	.000	0-0	.000	0	4	4	1.2	2	1	1	0	0	0	0.3	
Totals		0	22	1-3	.333	0-0	.000	0-0	.000	1	6	7	1.2	5	2	2	2	1	2	0.3

Games played: 6
 Minutes/game: 3.7
 Points/game: 0.3
 FG Pct: 33.3

Rebounds/game: 1.2
 Assists/game: 0.3
 Turnovers/game: 0.3
 Assist/turnover ratio: 1.0
 Steals/game: 0.2
 Blocks/game: 0.3

CAREER STATISTICS

YEAR	G/GS	FG-A	PCT	3-PT	PCT	FT-A	PCT	RB	AVG	PF-FO	AS	TO	BK	ST	PTS	AVG
Fresh.	6/0	1-3	.333	0-0	.000	0-0	.000	7	1.2	5-0	2	2	2	1	2	0.3



IOWA HAWKEYE BASKETBALL

Updated Iowa Player Bio

Branden Stubbs



32

So., 6-2, 175, Guard
Pleasant Hill, Iowa
Des Moines Christian HS

- Non-scholarship athlete
- Saw action in 10 career contests
- Scored five points and had two steals and an assist in win over Chicago State
- Matched a personal best with two steals and scored three points in win over Northern Illinois
- Recorded two points against Clemson, going 2-of-2 from the charity stripe
- Tallied career highs in assists (3) and rebounds (2), and scored two points in win over Central Arkansas

Personal Bests

Points: 12 vs. SIUE, 11/26/10
Rebounds: 2 vs. C. Arkansas, 12/19/11
FGM: 3 vs. SIUE, 11/26/10
FGA: 3, 2x, last vs. C. Arkansas, 12/19/11
3-pt FG: 2 vs. SIUE, 11/26/10
3-pt FGA: 2 vs. SIUE, 11/26/10
FTM: 4 vs. SIUE, 11/26/10
FTA: 4 vs. SIUE, 11/26/10
Assists: 3 vs. C. Arkansas, 12/19/11
Steals: 2, 2x, last vs. N. Illinois, 11/17/11
Blocks: ---
Minutes: 9 vs. SIUE, 11/26/10

2011-12 Game-by-Game

Opponent	Date	gs	min	Total		3-Pointers		Free throws		Rebounds				pf	a	t/o	blk	stl	pts	avg
				fg-fga	pct	3fg-fga	pct	ft-fa	pct	off	def	tot	avg							
CHICAGO STATE	11/11/11	6		2-2	1.000	1-1	1.000	0-0	.000	0	0	0	0.0	0	1	1	0	2	5	5.0
NORTHERN ILLINOIS	11/17/11	8		1-2	.500	1-2	.500	0-0	.000	0	0	0	0.0	0	0	0	0	2	3	4.0
vs Creighton	11/20/11	4		0-1	.000	0-0	.000	0-0	.000	0	1	1	0.3	1	1	0	0	0	2.7	
CLEMSON	11/29/11	2		0-0	.000	0-0	.000	2-2	1.000	0	0	0	0.3	0	0	0	0	2	2.5	
BROWN	12/03/11	3		0-0	.000	0-0	.000	0-0	.000	0	0	0	0.2	1	0	2	0	0	2.0	
CENTRAL ARKANSAS	12/19/11	6		1-3	.333	0-0	.000	0-0	.000	0	2	2	0.5	1	3	1	0	2	2.0	
Totals		0	29	4-8	.500	2-3	.667	2-2	1.000	0	3	3	0.5	3	5	4	0	4	12	2.0

Games played: 6
 Minutes/game: 4.8
 Points/game: 2.0
 FG Pct: 50.0
 3FG Pct: 66.7
 FT Pct: 100.0

Rebounds/game: 0.5
 Assists/game: 0.8
 Turnovers/game: 2.0
 Assist/turnover ratio: 1.3
 Steals/game: 0.7

CAREER STATISTICS

YEAR	G/GS	FG-A	PCT	3-PT	PCT	FT-A	PCT	RB	AVG	PF-FO	AS	TO	BK	ST	PTS	AVG
Fresh.	4/0	3-4	.750	2-3	.667	4-4	1.000	1	0.3	0-0	0	1	0	1	12	3.0
Soph.	6/0	4-8	.600	2-3	.667	2-2	1.000	3	0.5	3-0	5	4	0	4	12	2.0
TOTALS	10/0	7-12	.583	4-6	.667	6-6	1.000	4	0.4	3-0	5	5	0	5	24	2.4



IOWA HAWKEYE BASKETBALL

Updated Iowa Player Bio

Aaron White



30

Fr., 6-8, 225, Forward
Strongsville, Ohio
Strongsville HS

- Two-time Big Ten Freshman of the Week (Dec. 26 and Nov. 14)
- Reigning Big Ten Freshman of the Week after averaging 17.5 points and 5.5 rebounds in two wins last week over Boise State and Central Arkansas
- Ranks fourth in team scoring (9.0) and second in rebounding (4.6)
- Scored in every game off the bench
- Has scored in double figures three of the last four contests
- Averaging 13 points and 4.8 rebounds per game over last four contests
- Shooting at a 69 percent clip (20-29) from the field the last four games
- Became the first Hawkeye freshman, since Dick Ives in 1943, to score 19 points in a season opener when he posted 19 points and 10 rebounds in win over Chicago State
- Became the first Hawkeye rookie to post a double-double in a season opener since Dean Oliver in 1997
- Totaled nine points and four rebounds in win over Northern Illinois
- Had seven points and two steals vs. Creighton
- Collected eight points, two rebounds and a pair of steals in win over IPFW
- Netted nine points and had nine boards in victory over Brown
- Recorded seven points and three rebounds in six minutes of action at UNI
- Registered seven points, two steals, and a season-best two assists at Iowa State
- Tallied 10 points, five rebounds, and first career block in win over Drake, going a perfect 4-of-4 from the field and 1-of-1 from 3-point range

2011-12 Game-by-Game

Opponent	Date	gs	min	Total		3-Pointers		Free throws		Rebounds				pf	a	t/o	blk	stl	pts	avg
				fg-fga	pct	3fg-fga	pct	ft-fa	pct	off	def	tot	avg							
CHICAGO STATE	11/11/11	18	6-12	.500	2-3	.667	5-5	1.000	4	6	10	10.0	1	0	1	0	2	19	19.0	
NORTH CAROLINA A&T	11/14/11	12	1-5	.200	0-2	.000	0-0	.000	2	2	4	7.0	1	0	4	0	1	2	10.5	
NORTHERN ILLINOIS	11/17/11	21	4-6	.667	1-1	1.000	0-1	.000	2	2	4	6.0	3	1	2	1	0	9	10.0	
vs Creighton	11/20/11	21	2-10	.200	0-2	.000	3-6	.500	2	1	3	5.3	0	0	2	0	2	7	9.3	
CAMPBELL	11/23/11	9	1-7	.143	0-0	.000	0-0	.000	1	3	4	5.0	1	0	0	0	0	2	7.8	
IPFW	11/26/11	18	3-6	.500	0-1	.000	2-2	1.000	2	0	2	4.5	1	0	2	0	2	8	7.8	
CLEMSON	11/29/11	17	2-4	.500	0-1	.000	0-0	.000	0	4	4	4.4	2	0	0	0	0	4	7.3	
BROWN	12/03/11	19	3-10	.300	0-3	.000	3-4	.750	4	5	9	5.0	1	1	1	0	0	9	7.5	
at Northern Iowa	12/06/11	6	2-3	.667	0-1	.000	3-4	.750	2	1	3	4.8	2	1	1	0	0	7	7.4	
at Iowa State	12/09/11	21	2-8	.250	0-1	.000	3-3	1.000	1	2	3	4.6	5	2	1	0	2	7	7.4	
DRAKE	12/17/11	18	4-4	1.000	1-1	1.000	1-2	.500	2	3	5	4.6	2	1	1	1	0	10	7.6	
CENTRAL ARKANSAS	12/19/11	21	8-13	.615	1-3	.333	0-0	.000	3	2	5	4.7	1	2	1	2	2	17	8.4	
BOISE STATE	12/22/11	27	6-8	.750	0-1	.000	6-7	.857	1	5	6	4.8	2	0	1	0	1	18	9.2	
PURDUE	12/28/11	19	2-4	.500	0-2	.000	3-4	.750	1	2	3	4.6	1	0	2	1	0	7	9.0	
Totals		0	247	46-100	.460	5-22	.227	29-38	.763	27	38	65	4.6	23	8	19	5	12	126	9.0

Games played: 14
 Minutes/game: 17.6
 Points/game: 9.0
 FG Pct: 46.0
 3FG Pct: 22.7
 FT Pct: 76.3

Rebounds/game: 4.6
 Assists/game: 0.6
 Turnovers/game: 1.4
 Assist/turnover ratio: 0.4
 Steals/game: 0.9
 Blocks/game: 0.4

- Set career highs in field goals made (8), field goals attempted (13) and blocks (2) while scoring 17 points in win over Central Arkansas
- Notched 18 points and six boards in a career-high 27 minutes in win over Boise State, on 6-of-8 field goals and a career-best 6-of-7 free throws

Personal Bests

Points: 19 vs. Chicago State, 11/11/11
Rebounds: 10 vs. Chicago State, 11/11/11
FGM: 8 vs. C. Arkansas, 12/19/11
FGA: 13 vs. C. Arkansas, 12/19/11
3-pt FG: 2 vs. Chicago State, 11/11/11
3-pt FGA: 3, 3x, last vs. C. Arkansas, 12/19/11
FTM: 6 vs Boise State, 12/22/11
FTA: 7 vs Boise State, 12/22/11
Assists: 2, 3x, last vs. Purdue, 12/28/11
Steals: 3, 4x, last at Iowa State, 12/9/11
Blocks: 2 vs. C. Arkansas, 12/19/11
Minutes: 27 vs Boise State, 12/22/11

CAREER STATISTICS

YEAR	G/GS	FG-A	PCT	3-PT	PCT	FT-A	PCT	RB	AVG	PF-FO	AS	TO	BK	ST	PTS	AVG
Fresh.	14/0	46-100	.460	5-22	.227	29-38	.763	65	4.6	23-1	8	19	5	12	126	9.0



IOWA HAWKEYE BASKETBALL

Game-by-Game Results

Overall: 8-6 Big Ten: 0-1 Home: 8-3 Away: 0-2 Neutral: 0-1

Date	Opponent	Result	Attend.	Top Scorer	Top Rebounder
Nov. 11	Chicago State	W, 96-53	12,897	19, Aaron White	10, Aaron White
Nov. 14	North Carolina A&T	W, 95-79	8,891	27, Matt Gatens	10, Melsahn Basabe
Nov. 17	Northern Illinois	W, 88-55	9,666	16, Josh Oglesby	7, Devon Archie
^ Nov. 20	Creighton	L, 59-82	12,746	14, Josh Oglesby	6, Eric May
Nov. 23	Campbell	L, 61-77	10,501	17, Matt Gatens	7, Zach McCabe
Nov. 26	IPFW	W, 82-72	9,904	22, Matt Gatens	4, Basabe, Gatens, Brommer
\$ Nov. 29	Clemson	L, 55-71	10,449	15, Josh Oglesby	7, Zach McCabe
Dec. 3	Brown	W, 75-54	10,399	14, Melsahn Basabe	10, Melsahn Basabe
Dec. 6	at Northern Iowa	L, 60-80	6,834	14, Roy Devyn Marble	6, Melsahn Basabe
+ Dec. 9	at Iowa State	L, 76-86	14,356	21, Roy Devyn Marble	9, Melsahn Basabe
Dec. 17	Drake	W, 82-68	10,479	20, Matt Gatens	6, McCabe, Gatens
Dec. 19	Central Arkansas	W, 105-64	9,382	19, Roy Devyn Marble	9, Melsahn Basabe
Dec. 22	Boise State	W, 81-72	13,122	18, White, Marble	11, Melsahn Basabe
* Dec. 28	Purdue	L, 76-79	13,314	17, Roy Devyn Marble	8, Melsahn Basabe

^ - Dale Howard Classic, Des Moines, Iowa

\$ - Big Ten / ACC Challenge

+ - Hy-Vee Cy-Hawk Series

* - Big Ten Conference Game

% - Big Ten Tournament, Indianapolis, Ind.

Attendance Summary	Games	Totals	Average
Home	11	119,004	10,819
Away	2	21,190	10,595
Neutral	1	12,746	12,746
Totals	14	163,535	11,681



IOWA HAWKEYE BASKETBALL

Game-by-Game Statistics

Team	Score	FG-A	PCT	3-PT. FG	PCT	FT-A	PCT	REB	PF	AS	TO	BS	ST
at Iowa	96	30-70	.429	9-27	.333	27-32	.844	43	13	22	10	1	14
Chicago State	53	23-54	.426	1-10	.100	6-10	.600	32	22	13	27	2	3
at Iowa	95	33-67	.493	9-26	.346	20-27	.741	53	22	20	22	2	7
North Carolina A&T	79	26-69	.377	10-28	.357	17-23	.739	32	21	17	13	0	10
at Iowa	88	33-61	.541	13-21	.619	9-13	.692	35	13	26	9	2	10
Northern Illinois	55	19-54	.352	6-22	.273	11-18	.611	34	12	11	16	3	3
Iowa	59	21-59	.356	7-21	.333	10-19	.526	28	14	10	8	3	10
vs. Creighton	82	32-58	.552	9-19	.474	9-13	.692	43	16	20	15	2	4
at Iowa	61	24-66	.364	3-11	.273	10-12	.833	29	21	10	14	2	10
Campbell	77	28-45	.622	4-8	.500	17-23	.739	34	15	17	22	10	4
at Iowa	82	28-51	.549	5-11	.455	21-33	.636	26	19	17	15	0	13
IPFW	72	23-44	.523	7-18	.389	19-26	.731	30	24	11	24	2	2
at Iowa	55	16-56	.286	3-11	.273	20-22	.909	27	11	5	10	3	8
Clemson	71	28-54	.519	11-21	.524	4-7	.571	42	21	20	19	3	2
at Iowa	75	28-69	.406	2-10	.200	17-24	.708	56	17	15	10	3	8
Brown	54	21-60	.350	4-22	.182	8-17	.471	37	20	12	12	2	5
Iowa	60	28-55	.509	1-12	.083	3-9	.333	33	25	10	12	0	5
at Northern Iowa	80	20-44	.455	11-21	.524	29-33	.879	27	15	9	10	3	2
Iowa	76	24-56	.429	6-13	.462	22-25	.880	30	24	12	12	0	6
at Iowa State	86	28-51	.549	8-19	.500	22-31	.710	32	22	17	12	3	4
at Iowa	82	28-56	.500	3-13	.231	23-29	.793	32	17	16	12	6	12
Drake	68	23-54	.426	5-19	.263	17-23	.739	33	23	7	19	2	5
at Iowa	105	42-76	.553	5-13	.385	16-21	.762	53	15	32	14	7	12
Central Arkansas	64	23-73	.315	8-19	.500	10-14	.714	38	17	15	19	2	8
at Iowa	81	26-54	.481	4-12	.333	25-31	.806	35	11	14	5	8	6
Boise State	72	29-62	.468	8-18	.444	6-12	.500	34	22	13	8	1	1
at Iowa	76	26-55	.473	3-11	.273	21-29	.724	34	13	15	10	4	1
Purdue	79	33-66	.500	6-20	.300	7-11	.636	35	21	11	7	1	6



IOWA HAWKEYE BASKETBALL

Season & Career Bests

Season Bests

Player	Points	3-Pointers	Rebounds	Assists	Blocks	Steals
Devon Archie	4, three times	---	7, N. Illinois	1, twice	1, three times	2, N. Illinois
Melsahn Basabe	18, Iowa State	---	11, Boise State	1, twice	4, Boise State	2, twice
Andrew Brommer	9, Brown	---	5, twice	1, twice	2, Brown	3, IPFW
Bryce Cartwright	12, twice	---	3, three times	9, N. Illinois	---	2, four times
Cody Cox	---	---	1, Chicago State	---	---	---
Kyle Denning	2, twice	---	1, C. Arkansas	---	---	---
Matt Gatens	27, NC A&T	4, NC A&T	6, three times	5, three times	---	3, twice
Roy Devyn Marble	21, Iowa State	1, Iowa State	8, Boise State	6, twice	3, Boise State	3, three times
Eric May	20, NC A&T	3, NC A&T	9, NC A&T	5, Chicago State	2, Drake	3, C. Arkansas
Zach McCabe	13, Chicago State	2, Chicago State	8, C. Arkansas	2, three times	---	3, IPFW
Stephen McCarty	2, N. Illinois	---	---	---	---	---
Josh Oglesby	16, N. Illinois	4, N. Illinois	5, N. Illinois	4, Chicago State	1, twice	2, Clemson
Gabriel Olaseni	8, twice	---	5, N. Illinois	1, three times	3, C. Arkansas	---
Darius Stokes	2, Creighton	---	4, C. Arkansas	1, twice	1, twice	1, Clemson
Branden Stubbs	5, Chicago State	1, Chicago State	2, C. Arkansas	3, C. Arkansas	---	2, twice
Aaron White	19, Chicago State	2, Chicago State	10, Chicago State	2, twice	2, C. Arkansas	2, five times

Career Bests

Player	Points	3-Pointers	Rebounds	Assists	Blocks	Steals
Devon Archie	10, Xavier, '10	---	11, Xavier, '10	2, twice	3, Purdue, '11	2, twice
Melsahn Basabe	25, Michigan, '11	---	14, Iowa State, '10	2, Indiana, '11	7, Iowa State, '10	2, twice
Andrew Brommer	12, twice	---	6, Ohio State, '11	3, twice	4, Minnesota, '11	3, IPFW, '11
Bryce Cartwright	25, N'western, '11	3, Cal Poly, '08	7, Mich. State, '11	10, Mich. State, '11	1, three times	4, LBSU, '10
Cody Cox	---	---	1, Chicago St., '11	1, SIUE, '10	---	1, SIUE, '10
Kyle Denning	2, twice	---	1, C. Arkansas, '11	---	---	---
Matt Gatens	27, NC A&T, '11	5, four times	10, W. Illinois, '08	8, SC State, '09	3, Boise State, '11	5, Idaho State, '10
Roy Devyn Marble	21, Iowa State, '11	2, three times	8, Boise State, '11	6, twice	1, three times	3, twice
Eric May	20, twice	5, Ohio State, '10	11, PVAM, '09	4, Tenn State, '10	3, three times	7, SIUE
Zach McCabe	16, SIUE, '10	4, SIUE, '10	8, twice	3, Michigan, '11	1, Purdue, '11	3, twice
Stephen McCarty	2, N. Illinois, '11	---	---	---	---	---
Josh Oglesby	16, N. Illinois, '11	4, N. Illinois, '11	5, N. Illinois, '11	4, Chicago State, '11	1, twice	2, Clemson, '11
Gabriel Olaseni	8, twice	---	5, N. Illinois, '11	1, three times	3, C. Arkansas, '11	---
Darius Stokes	2, Creighton, '11	---	4, C. Arkansas, '11	1, twice	1, twice	1, Clemson, '11
Branden Stubbs	12, SIUE, '10	2, SIUE, '10	2, C. Arkansas, '11	3, C. Arkansas, '11	---	2, twice
Aaron White	19, Chicago St., '11	2, Chicago St., '11	10, Chicago St., '11	2, twice	2, C. Arkansas, '11	2, five times



IOWA HAWKEYE BASKETBALL

The Last Time...

The Last Time a Player . . .

Had 30 or more points

Iowa -- 30, Aaron Fuller vs. Michigan, 2/16/10
Opponent -- 30, Tim Hardaway Jr., Michigan, 2/19/11

Made at least 90% of his FGA (10 att.)

Iowa -- .909 (9-10), Luke Recker vs. Purdue, 3/07/02
Opponent -- .909 (10-11), Eric Griffin, Campbell, 11/23/11

Made 100% of his FTA (10 att.)

Iowa -- 1.000 (10-10), Jermain Davis vs. UTSA, 11/17/08
Opponent -- 1.000 (10-10), Morris Smith IV, UTSA, 11/15/09

Had 15 or more rebounds

Iowa -- 15, Jarryd Cole vs. Northern Iowa, 12/7/10
Opponent -- 15, Jon Leuer, Wisconsin, 2/9/11

Had 10 or more assists

Iowa -- 10, Bryce Cartwright vs. Michigan State, 2/2/11
Opponent -- 11, Darius Morris, Michigan, 1/30/11

Had 5 or more blocks

Iowa -- 6, Melsahn Basabe vs. Ohio State, 1/4/11
Opponent -- 6, Eric Griffin, Campbell, 11/23/11

Had 5 or more steals

Iowa -- 5, Jarryd Cole at Michigan State, 3/2/11
Opponent -- 5, Devin Gibson, UTSA, 11/17/08

The Last Time A Team . . .

Scored 100 or more points

Iowa -- 105 vs. Central Arkansas, 12/19/11
Opponent -- 106 by North Carolina, 11/24/04

Scored 40 or fewer points

Iowa -- 40 at Wisconsin, 3/3/10
Opponent -- 39 by Northern Iowa, 12/7/10

Won an overtime game

Iowa -- 75-67 (2 OT) vs. Penn State, 3/07/09
Opponent -- 62-59 (1 OT) Wisconsin, 2/9/11

Made at least 60% of its FGA (20 att.)

Iowa -- .653 (32-44) vs. Michigan, 2/4/06
Opponent -- .622 (28-45) by Campbell, 11/23/2011

Made at least 50% of its 3-pt. FGA (8 att.)

Iowa -- .619 (13-21) vs. Northern Illinois, 11/17/11
Opponent -- .500 (4-8) by Campbell, 11/29/11

Made at least 90% of its FTA (10 att.)

Iowa -- .909 (20-22) vs. Clemson, 11/29/11
Opponents -- .909 (10-11) by Penn State, 1/26/11



IOWA HAWKEYE BASKETBALL

Season Highs And Lows/Specialty Statistics

CATEGORY	IOWA		OPPONENTS	
<u>Points</u>	High	105	Central Arkansas	86
	Low	55	Clemson	53
<u>FG Made</u>	High	42	Central Arkansas	33
	Low	16	Clemson	19
<u>FG Att.</u>	High	76	Central Arkansas	73
	Low	51	IPFW	44
<u>FG%</u>	High	.553	Central Arkansas	.622
	Low	.286	Clemson	.315
<u>3FG Made</u>	High	13	Northern Illinois	11
	Low	1	Northern Iowa	1
<u>3FG Att.</u>	High	27	Chicago State	22
	Low	10	Brown	8
<u>3FG%</u>	High	.619	Northern Illinois	.524
	Low	.083	Northern Iowa	.100
<u>FTM</u>	High	27	Chicago State	29
	Low	3	Northern Iowa	4
<u>FTA</u>	High	33	IPFW	33
	Low	9	Northern Iowa	7
<u>FT% (min. 10)</u>	High	.909	Clemson	.879
	Low	.526	Creighton	.471
<u>Off. Reb.</u>	High	21	Brown	17
	Low	6	IPFW	4
<u>Def. Reb.</u>	High	36	Central Arkansas	34
	Low	15	Campbell	21
<u>Total Reb.</u>	High	56	Brown	43
	Low	26	IPFW	27
<u>Assists</u>	High	32	Central Arkansas	20
	Low	5	Clemson	7
<u>Steals</u>	High	14	Chicago State	10
	Low	1	Purdue	1
<u>Blocks</u>	High	8	Boise State	10
	Low	0	Three times	0
<u>Turnovers</u>	High	22	North Carolina A&T	27
	Low	5	Boise State	7
<u>Fouls</u>	High	25	Northern Iowa	24
	Low	11	Clemson/Boise State	12

GAME-BY-GAME SPECIALTY STATS

Date	Opponent	Pts. Off	Pts. in	2nd	Fast
		TO's	Paint	Chance	Break
		IA-Opp.	IA-Opp.	IA-Opp.	IA-Opp.
11/11	Chicago State	25-8	38-42	20-4	10-16
11/14	NC A&T	15-26	28-28	23-11	12-18
11/17	Northern Illinois	28-4	34-18	11-8	16-0
11/20	Creighton	15-7	16-40	3-18	6-4
11/23	Campbell	18-9	30-36	10-6	4-0
11/26	IPFW	33-12	36-26	4-4	12-9
11/29	Clemson	16-10	24-30	6-11	9-10
12/3	Brown	14-12	44-26	18-11	10-7
12/6	at UNI	12-26	20-14	10-2	n/a
12/9	at Iowa State	16-20	30-34	9-12	0-4
12/17	Drake	21-9	40-30	18-15	4-4
12/19	Central Arkansas	35-11	64-24	20-11	23-4
12/22	Boise State	13-9	30-38	14-17	8-2
12/28	Purdue	5-8	40-44	12-11	13-8

IOWA AND OPPONENT INDIVIDUAL HIGH PERFORMANCES

CATEGORY	IOWA	OPPONENTS
<u>Points</u>	27	Matt Gatens vs. North Carolina A&T
<u>Field Goals Made</u>	9 (9-15)	Matt Gatens vs. North Carolina A&T
<u>Field Goals Attempted</u>	15 (9-15)	Matt Gatens vs. North Carolina A&T
<u>Field Goal Percentage (min. 5 made)</u>	.833 (5-6)	Matt Gatens vs. Northern Illinois
<u>3-Point Field Goals Made</u>	4	Gatens vs. NC A&T/Oglesby vs. NIU
<u>3-Point Field Goals Attempted</u>	10 (4-10)	Matt Gatens vs. North Carolina A&T
<u>3-Point Field Goals Pct. (min. 4 made)</u>	.571(4-7)	Josh Oglesby vs. Northern Illinois
<u>Free Throws Made</u>	10 (10-11)	Roy Devyn Marble at Iowa State
<u>Free Throws Attempted</u>	11 (10-11)	Roy Devyn Marble at Iowa State
<u>Free Throw Pct. (min. 7 made)</u>	1.000 (8-8)	Basabe vs. CSU/Cartwright vs. Drake
<u>Offensive Rebounds</u>	6	Zach McCabe vs. Campbell
<u>Defensive Rebounds</u>	8	Melsahn Basabe vs. Brown/UCA
<u>Total Rebounds</u>	10	Three times, last by Basabe vs. Brown
<u>Assists</u>	9	Bryce Cartwright vs. Northern Illinois
<u>Steals</u>	3	Six times, last time by May vs. UCA
<u>Blocks</u>	4	Melsahn Basabe vs. Boise State
<u>Turnovers</u>	5	Eric May vs. North Carolina A&T
		Doug McDermott (Creighton)/Frank Gaines (IPFW)
		Three players, last by Frank Gaines (IPFW)
		Abdel Nader (Northern Illinois)
		Eric Griffin (Campbell)
		Dewan Clayborn (Central Arkansas)
		Dewan Clayborn (Central Arkansas)
		Marc Hill (NC A&T)/Avery Dingman (Creighton)
		Bubu Palo (Iowa State)
		Bubu Palo (Iowa State)
		Trey McCorkle (IPFW)/Anthony James (UNI)
		Jordan Harks (Central Arkansas)
		Tanner Smith (Clemson)
		Jordan Harks (Central Arkansas)
		Tanner Smith (Clemson)
		Three players, last by Frank Gaines (IPFW)
		Eric Griffin (Campbell)
		Robinson (Chicago State)/White (Campbell)



IOWA HAWKEYE BASKETBALL

2011-12 Iowa Record When . . .

When playing at home:	8-3	When leading at the half:	7-0	When wearing White:	8-4
When playing on the road:	0-2	When trailing at the half:	0-6	When wearing Black:	0-2
When playing on a neutral court:	0-1	When tied at the half:	1-0	When wearing Gold:	0-0
When Iowa scores 100 points or more:	1-0	Iowa field goal percentage at home:	314-681	.461	
When Iowa scores 90-99 points:	2-0	Iowa field goal percentage on road:	73-169	.432	
When Iowa scores 80-89 points:	4-0	Iowa 3-point percentage at home:	59-166	.355	
When Iowa scores 70-79 points:	1-2	Iowa 3-point percentage on road:	14-46	.304	
When Iowa scores under 70 points:	0-4	Iowa free throw percentage at home:	209-273	.766	
		Iowa free throw percentage on road:	35-53	.660	
When opponent scores 100 points or more:	0-0	On Sunday:	0-1		
When opponent scores 90-99 points:	0-0	On Monday:	2-0		
When opponent scores 80-89 points:	0-3	On Tuesday:	0-2		
When opponent scores 70-79 points:	3-3	On Wednesday:	0-2		
When opponent scores 60-69 points:	2-0	On Thursday:	2-0		
When opponent scores fewer than 60 points:	3-0	On Friday:	1-1		
When Iowa shoots at least 50% from the field:	4-1	On Saturday:	3-0		
When Iowa shoots less than 50% from the field:	4-5	On BTN:	1-2		
When opponent shoots at least 50% from the field:	1-5	On CBS:	0-0		
When opponent shoots less than 50% from the field:	7-1	On ESPN:	0-0		
When Iowa has higher FG% than opponent:	8-1	On ESPN2:	0-0		
When opponent has higher FG%:	0-5	On ESPNU:	0-1		
When FG% is equal:	0-0	On Mediacom:	3-0		
When Iowa outrebounds opponent:	6-1	On Fox Sports:	0-0		
When opponent has more rebounds:	2-5	BTN.com:	4-1		
When rebounds are equal:	0-0	No Television:	0-0		
When Iowa shoots at least 80% from the line:	2-2	Most Points, First Half: 55 vs. Central Arkansas			
When Iowa shoots less than 80% from the line:	6-4	Fewest Points, First Half: 20 vs. Clemson			
When opponent shoots at least 80% from the line:	0-1	Most Points Allowed, First Half: 48 at Iowa State			
When opponent shoots less than 80% from the line:	8-5	Fewest Points Allowed, First Half: 20 vs. Chicago State			
When Iowa shoots more free throws than opponent:	7-3	Most Points, Second Half: 55 vs. Central Arkansas			
When opponent shoots more free throws:	1-3	Fewest Points, Second Half: 30 vs. Creighton/Campbell			
When free throws attempts are equal:	0-0	Most Points Allowed, Second Half: 48 at Northern Iowa			
When Iowa has higher FT% than opponent:	7-4	Fewest Points Allowed, Second Half: 22 vs. Central Arkansas			
When opponent has higher FT%:	1-2	Largest Halftime Advantage: 23 vs. Chicago State			
When FT% is equal:	0-0	Largest Halftime Deficit: 16 vs. Creighton			
When Iowa shoots at least 50% from 3-point range:	1-0				
When Iowa shoots less than 50% from 3-point range:	7-6				
When opponent shoots at least 50% from 3-point range:	0-3				
When opponent shoots less than 50% from 3-point range:	8-3				
When Iowa has a higher 3-point FG% than opponent:	4-0				
When opponent has a higher 3-point FG%:	4-6				
When 3-point FG% is equal:	0-0				
When Iowa has more assists than opponent:	8-2				
When opponent has more assists:	0-4				
When assists are equal:	0-0				
When Iowa has fewer turnovers than opponent:	7-3				
When opponent has fewer turnovers:	1-2				
When turnovers are equal:	0-1				
When Iowa has more steals than opponent:	7-5				
When opponent has more steals:	1-1				
When steals are equal:	0-0				



IOWA HAWKEYE BASKETBALL

Under McCaffery... Iowa Record When . . .

When playing at home:	16-11	When leading at the half:	16-6	When wearing White:	16-13
When playing on the road:	2-11	When trailing at the half:	2-20	When wearing Black:	2-13
When playing on a neutral court:	1-4	When tied at the half:	1-0	When wearing Gold:	1-0

When Iowa scores 100 points or more:	2-0	Iowa field goal percentage at home:	733-1592	.460
When Iowa scores 90-99 points:	3-0	Iowa field goal percentage on road:	420-1001	.420
When Iowa scores 80-89 points:	4-0	Iowa 3-point percentage at home:	146-424	.344
When Iowa scores 70-79 points:	4-11	Iowa 3-point percentage on road:	73-253	.289
When Iowa scores under 70 points:	6-15	Iowa free throw percentage at home:	424-599	.708
		Iowa free throw percentage on road:	226-328	.689

When opponent scores 100 points or more:	0-0
When opponent scores 90-99 points:	0-1
When opponent scores 80-89 points:	0-8
When opponent scores 70-79 points:	4-12
When opponent scores 60-69 points:	4-5
When opponent scores fewer than 60 points:	11-0

On Sunday:	1-6
On Monday:	2-1
On Tuesday:	3-4
On Wednesday:	1-8
On Thursday:	2-2
On Friday:	2-3
On Saturday:	7-2

When Iowa shoots at least 50% from the field:	7-3
When Iowa shoots less than 50% from the field:	12-23
When opponent shoots at least 50% from the field:	1-14
When opponent shoots less than 50% from the field:	18-12
When Iowa has higher FG% than opponent:	19-4
When opponent has higher FG%:	0-22
When FG% is equal:	0-0

On BTN:	5-18
On CBS:	0-0
On ESPN:	1-0
On ESPN2:	1-2
On ESPNU:	0-2
On Mediacom:	6-0
On Fox Sports:	0-0
BTN.com:	4-1
No Television:	2-2

When Iowa outrebounds opponent:	17-7
When opponent has more rebounds:	2-19
When rebounds are equal:	0-0

When Iowa shoots at least 80% from the line:	4-6
When Iowa shoots less than 80% from the line:	15-20
When opponent shoots at least 80% from the line:	4-7
When opponent shoots less than 80% from the line:	15-19
When Iowa shoots more free throws than opponent:	17-13
When opponent shoots more free throws:	2-12
When free throws attempts are equal:	0-1
When Iowa has higher FT% than opponent:	11-11
When opponent has higher FT%:	8-15
When FT% is equal:	0-0

Most Points, First Half: 55 vs. Central Arkansas
Fewest Points, First Half: 19 at Minnesota
Most Points Allowed, First Half: 49 vs. Illinois
Fewest Points Allowed, First Half: 18 vs. UL Monroe
Most Points, Second Half: 58 vs. SIU-Edwardsville
Fewest Points, Second Half: 25 vs. Minnesota
Most Points Allowed, Second Half: 52 at Michigan
Fewest Points Allowed, Second Half: 16 vs. Northern Iowa
Largest Halftime Advantage: 33 vs. SIU-Edwardsville
Largest Halftime Deficit: 21 vs. Northwestern

When Iowa shoots at least 50% from 3-point range:	2-0
When Iowa shoots less than 50% from 3-point range:	17-26
When opponent shoots at least 50% from 3-point range:	0-7
When opponent shoots less than 50% from 3-point range:	19-19
When Iowa has a higher 3-point FG% than opponent:	13-7
When opponent has a higher 3-point FG%:	6-19
When 3-point FG% is equal:	0-0

When Iowa has more assists than opponent:	16-4
When opponent has more assists:	2-21
When assists are equal:	1-1

When Iowa has fewer turnovers than opponent:	12-10
When opponent has fewer turnovers:	6-14
When turnovers are equal:	1-2
When Iowa has more steals than opponent:	14-12
When opponent has more steals:	4-13
When steals are equal:	1-1

Game 9 - Northern Iowa 80, Iowa 60

Official Basketball Box Score -- Game Totals -- Final Statistics
Iowa vs UNI
12/06/11 7:05 p.m. at Cedar Falls, Iowa (McLeod Center)

Iowa 60 • 5-4

#	Player	Total		3-Ptr		Rebounds			PF	TP	A	TO	Bk	Stl	Min
		FG-FGA	FG-FGA	FG-FGA	FT-FTA	Off	Def	Tot							
01	Basabe, Melsahn	* 4-8	0-0	0-0	0	6	6	3	8	1	2	0	1	26	
04	Marble, Roy Devyn	* 7-12	0-2	0-3	1	3	4	4	14	4	2	0	2	37	
05	Gatens, Matt	* 3-9	0-4	0-0	0	4	4	3	6	1	1	0	2	37	
15	McCabe, Zach	* 1-3	0-0	0-0	1	4	5	2	1	3	0	0	0	17	
25	May, Eric	* 5-11	0-2	0-1	1	1	2	3	10	1	0	0	0	30	
00	Olaseni, Gabriel	0-0	0-0	0-0	0	0	0	0	0	0	0	0	0	1	
02	Oglesby, Josh	3-6	1-3	0-1	0	1	1	1	7	0	1	0	0	20	
20	Brommer, Andrew	2-2	0-0	0-0	1	3	4	2	4	1	1	0	0	22	
30	White, Aaron	2-3	0-1	3-4	2	1	3	2	7	1	1	0	0	6	
35	Archie, Devon	1-1	0-0	0-0	0	1	1	2	2	0	1	0	0	4	
	Team				2	1	3								
	Totals	28-55	1-12	3-9	8	25	33	25	60	10	12	0	5	200	

FG % 1st Half: 13-22 59.1% 2nd half: 15-33 45.5% Game: 28-55 50.9%
3FG % 1st Half: 1-4 25.0% 2nd half: 0-8 0.0% Game: 1-12 8.3%
FT % 1st Half: 0-3 0.0% 2nd half: 3-6 50.0% Game: 3-9 33.3%

UNI 80 • 8-1

#	Player	Total		3-Ptr		Rebounds			PF	TP	A	TO	Bk	Stl	Min
		FG-FGA	FG-FGA	FG-FGA	FT-FTA	Off	Def	Tot							
01	Mitchell, Deon	* 2-7	1-3	0-1	0	2	2	2	5	0	1	0	1	24	
10	Tuttle, Seth	* 4-6	0-0	4-5	1	6	7	0	12	0	0	1	0	26	
13	Moran, Johnny	* 1-5	0-3	2-2	0	3	3	2	4	0	1	0	0	31	
20	Koch, Jake	* 3-6	3-4	4-4	0	5	5	2	13	6	4	2	1	29	
52	James, Anthony	* 4-10	2-4	8-8	0	1	1	2	18	3	2	0	0	31	
04	Rank, Chip	3-3	3-3	1-1	1	0	1	0	10	0	0	0	0	11	
21	Morrison, Matt	1-1	1-1	0-0	0	1	1	2	3	0	0	0	0	9	
23	Sonnen, Marc	1-3	1-3	8-8	1	1	2	3	11	0	1	0	0	24	
24	Martino, Max	0-0	0-0	0-0	0	0	0	0	0	0	0	0	0	1	
33	Pehl, Austin	1-3	0-0	2-4	0	2	2	2	4	0	1	0	0	13	
34	Lange, Tyler	0-0	0-0	0-0	0	1	1	0	0	0	0	0	0	1	
	Team				1	1	2								
	Totals	20-44	11-21	29-33	4	23	27	15	80	9	10	3	2	200	

FG % 1st Half: 10-21 47.6% 2nd half: 10-23 43.5% Game: 20-44 45.5%
3FG % 1st Half: 6-10 60.0% 2nd half: 5-11 45.5% Game: 11-21 52.4%
FT % 1st Half: 6-9 66.7% 2nd half: 23-24 95.8% Game: 29-33 87.9%

Officials: Bo Boroski, John Higgins, Paul Janssen
Technical fouls: Iowa-McCabe, Zach; TEAM 3. UNI-None.
Attendance: 6834

Score by periods	1st	2nd	Total
Iowa	27	33	60
UNI	32	48	80

Last FG - IOWA 2nd-01:02, UNI 2nd-00:35.
Largest lead - IOWA by 10 1st-16:49, UNI by 20 2nd-04:25.

	In	Off	2nd	Fast	Bench
Points	Paint	T/O	Chance	Break	
IOWA	20	12	10	0	20
UNI	14	26	2	0	28

Score tied - 3 times.
Lead changed - 1 time.

Game 10 - Iowa State 86, Iowa 76

Official Basketball Box Score -- Game Totals -- Final Statistics
Iowa vs Iowa State
12/09/11 7:05 p.m. at Hilton Coliseum - Ames, IA

Iowa 76 • 5-5

#	Player	Total		3-Ptr		Rebounds			PF	TP	A	TO	Bk	Stl	Min
		FG-FGA	FG-FGA	FG-FGA	FT-FTA	Off	Def	Tot							
01	Basabe, Melsahn	* 7-12	0-0	4-6	4	5	9	1	18	0	2	0	0	32	
04	Marble, Roy Devyn	* 5-12	1-1	10-11	1	3	4	3	21	5	2	0	2	37	
05	Gatens, Matt	* 3-7	3-6	2-2	0	4	4	4	11	1	2	0	0	39	
15	McCabe, Zach	* 3-4	0-0	2-2	0	3	3	4	8	1	1	0	0	16	
25	May, Eric	* 2-5	1-1	0-0	1	1	2	3	5	0	1	0	1	15	
02	Oglesby, Josh	2-6	1-4	1-1	1	2	3	1	6	1	0	0	0	22	
20	Brommer, Andrew	0-1	0-0	0-0	0	1	1	3	0	0	1	0	1	12	
24	Cartwright, Bryce	0-1	0-0	0-0	0	0	0	0	0	2	2	0	0	6	
30	White, Aaron	2-8	0-1	3-3	1	2	3	5	7	2	1	0	2	21	
	Team				0	1	1								
	Totals	24-56	6-13	22-25	8	22	30	24	76	12	12	0	6	200	

FG % 1st Half: 10-26 38.5% 2nd half: 14-30 46.7% Game: 24-56 42.9%
3FG % 1st Half: 1-5 20.0% 2nd half: 5-8 62.5% Game: 6-13 46.2%
FT % 1st Half: 6-8 75.0% 2nd half: 16-17 94.1% Game: 22-25 88.0%

Iowa State 86 • 7-3

#	Player	Total		3-Ptr		Rebounds			PF	TP	A	TO	Bk	Stl	Min
		FG-FGA	FG-FGA	FG-FGA	FT-FTA	Off	Def	Tot							
02	Babb, Chris	* 3-9	2-6	2-2	2	2	4	1	10	2	0	0	1	35	
03	Ejim, Melvin	* 5-7	0-1	3-3	0	4	4	3	13	1	0	0	0	21	
04	Allen, Chris	* 3-7	1-3	2-2	0	2	2	4	9	2	2	0	0	17	
11	Christopherson, Scott	* 6-11	3-6	1-2	0	3	3	2	16	2	1	0	1	30	
30	White, Royce	* 7-8	0-0	3-5	0	8	8	2	17	3	5	2	1	37	
00	Railey, Jordan	0-0	0-0	0-0	0	0	0	0	0	0	0	0	0	1	
01	Palo, Bubu	2-5	1-1	9-15	1	2	3	4	14	6	1	0	1	30	
22	Booker, Anthony	0-0	0-0	0-0	1	0	1	3	0	1	0	0	0	4	
24	Gibson, Percy	1-2	0-0	0-0	0	4	4	3	2	0	1	1	0	14	
25	McGee, Tyrus	1-2	1-2	2-2	3	0	3	0	5	0	2	0	0	11	
	Team				0	0	0								
	Totals	28-51	8-19	22-31	7	25	32	22	86	17	12	3	4	200	

FG % 1st Half: 19-32 59.4% 2nd half: 9-19 47.4% Game: 28-51 54.9%
3FG % 1st Half: 6-11 54.5% 2nd half: 2-8 25.0% Game: 8-19 42.1%
FT % 1st Half: 4-6 66.7% 2nd half: 18-25 72.0% Game: 22-31 71.0%

Officials: Tom O'Neill, Mark Whitehead, Paul Janssen
Technical fouls: Iowa-None. Iowa State-None.
Attendance: 14356

Fouled Out: Iowa #30 White @ 0:37.2

Score by periods	1st	2nd	Total
Iowa	27	49	76
Iowa State	48	38	86

	In	Off	2nd	Fast	Bench
Points	Paint	T/O	Chance	Break	
IOWA	30	16	9	0	13
ISU	34	20	12	4	21

Last FG - IOWA 2nd-00:32, ISU 2nd-04:43.
Largest lead - IOWA by 4 1st-17:55, ISU by 24 2nd-19:00.

Score tied - 2 times.
Lead changed - 1 time.

Game 11 - Iowa 82, Drake 68

Official Basketball Box Score -- Game Totals -- Final Statistics
Drake vs Iowa
12/17/11 8:05 p.m. at Carver-Hawkeye Arena - Iowa City, IA

Drake 68 • 6-4

#	Player	Total		3-Ptr		Rebounds			PF	TP	A	TO	Bk	Stl	Min
		FG-FGA	FG-FGA	FG-FGA	FT-FTA	Off	Def	Tot							
01	Clarke, Jordan	f 4-8	0-0	2-3	6	4	10	5	10	0	0	1	2	12	
10	Jeffers, Jeremy	f 3-5	1-2	2-2	0	3	3	2	9	0	1	0	0	26	
34	Simons, Ben	f 2-8	1-5	0-1	2	1	3	4	5	3	4	0	0	33	
11	Madison, Karl	g 1-3	1-2	4-4	0	3	3	2	7	1	2	0	1	25	
24	Rice, Rayvonte	g 8-16	0-3	7-9	4	1	5	4	23	1	6	0	2	35	
02	Hawley, Aaron	2-7	1-5	1-2	0	2	2	0	6	0	0	0	0	22	
03	Alexander, Kurt	3-7	1-2	0-0	1	1	2	4	7	2	2	0	0	15	
22	Woods, Kraidon	0-0	0-0	1-2	1	3	4	2	1	0	4	1	0	25	
25	Smith, David	0-0	0-0	0-0	0	0	0	0	0	0	0	0	0	7	
	Team				0	1	1								
	Totals	23-54	5-19	17-23	14	19	33	23	68	7	19	2	5	200	

FG % 1st Half: 11-30 36.7% 2nd half: 12-24 50.0% Game: 23-54 42.6%
3FG % 1st Half: 3-12 25.0% 2nd half: 2-7 28.6% Game: 5-19 26.3%
FT % 1st Half: 5-8 62.5% 2nd half: 12-15 80.0% Game: 17-23 73.9%

Iowa 82 • 6-5

#	Player	Total		3-Ptr		Rebounds			PF	TP	A	TO	Bk	Stl	Min
		FG-FGA	FG-FGA	FG-FGA	FT-FTA	Off	Def	Tot							
01	Basabe, Melsahn	f 4-7	0-0	2-3	2	3	5	3	10	0	3	2	1	25	
15	McCabe, Zach	f 4-5	0-0	0-0	3	3	6	2	8	1	0	0	2	24	
25	May, Eric	f 0-3	0-2	3-4	2	1	3	4	3	1	0	2	2	14	
04	Marble, Roy Devyn	g 3-7	0-1	4-5	0	1	1	1	10	5	2	0	2	19	
05	Gatens, Matt	g 7-14	1-5	5-7	3	3	6	2	20	2	1	0	3	40	
00	Olaseni, Gabriel	2-5	1-3	0-0	0	2	2	0	5	3	0	1	0	19	
02	Oglesby, Josh	2-2	0-0	0-0	1	1	2	2	4	0	2	0	1	13	
20	Brommer, Andrew	2-9	0-1	8-8	0	1	1	1	12	3	3	0	1	28	
30	White, Aaron	4-4	1-1	1-2	2	3	5	2	10	1	1	1	0	18	
	Team				0	1	1								
	Totals	28-56	3-13	23-29	13	19	32	17	82	16	12	6	12	200	

FG % 1st Half: 19-33 57.6% 2nd half: 9-23 39.1% Game: 28-56 50.0%
3FG % 1st Half: 2-5 40.0% 2nd half: 1-8 12.5% Game: 3-13 23.1%
FT % 1st Half: 4-5 80.0% 2nd half: 19-24 79.2% Game: 23-29 79.3%

Officials: Mike Sanzere, Frank Spencer, Bert Smith
Technical fouls: Drake-None. Iowa-None.
Attendance: 10479

Fouled Out: Drake - Clarke (09:50)

Score by periods	1st	2nd	Total
Drake	30	38	68
Iowa	44	38	82

Last FG - DU 2nd-00:24, IOWA 2nd-01:38.
Largest lead - DU by 3 1st-09:39, IOWA by 16 2nd-12:41.

Score tied - 4 times.
Lead changed - 6 times.

Game 12 - Iowa 105, Central Arkansas

Game 13 - Iowa 81, Boise State 72

Official Basketball Box Score -- Game Totals -- Final Statistics
Boise State vs Iowa
12/22/11 7:45 p.m. at Carver-Hawkeye Arena - Iowa City, IA

Boise State 72 • 9-4

#	Player	Total			3-Ptr			Rebounds			PF	TP	A	TO	Blk	Stl	Min
		FG-FGA	FG-FGA	FT-FTA	FG-FGA	FG-FGA	FT-FTA	Off	Def	Tot							
15	Bropoleh, Thomas	f	4-12	1-4	3-4	2	4	6	1	12	1	2	0	0	0	30	
22	Wiley, Drew	f	3-4	3-4	0-0	0	2	2	4	9	2	1	0	0	0	25	
23	Watkins, Ryan	f	1-5	0-0	0-0	0	0	0	0	2	0	0	0	0	0	12	
11	Elorriaga, Jeff	g	3-5	1-3	0-0	1	5	6	3	7	1	2	0	1	34		
30	Perryman, Westly	g	1-6	1-3	0-2	0	4	4	4	3	4	1	1	0	28		
02	Marks, Derrick		7-13	1-1	2-4	2	2	4	2	17	3	0	0	0	25		
05	Hanstad, Joe		0-0	0-0	0-0	0	0	0	2	0	1	1	0	0	6		
10	Nichols, Tre'		1-5	1-3	0-0	0	1	1	2	3	1	0	0	0	10		
33	Crayton, Jarrell		0-0	0-0	1-2	2	1	3	2	1	0	0	0	0	6		
42	Buckner, Kenny		9-12	0-0	0-0	2	2	4	2	18	0	0	0	0	24		
	Team					3	1	4			1						
	Totals		29-62	8-18	6-12	12	22	34	22	72	13	8	1	1	200		

FG % 1st Half: 14-35 40.0% 2nd half: 15-27 55.6% Game: 29-62 46.8% Deadball
3FG % 1st Half: 4-9 44.4% 2nd half: 4-9 44.4% Game: 8-18 44.4% Rebounds
FT % 1st Half: 1-2 50.0% 2nd half: 5-10 50.0% Game: 6-12 50.0% 2

Iowa 81 • 8-5

#	Player	Total			3-Ptr			Rebounds			PF	TP	A	TO	Blk	Stl	Min
		FG-FGA	FG-FGA	FT-FTA	FG-FGA	FG-FGA	FT-FTA	Off	Def	Tot							
01	Basabe, Melsahn	f	6-9	0-0	2-3	4	7	11	0	14	0	0	4	0	31		
15	McCabe, Zach	f	1-3	0-0	0-0	0	2	2	2	2	0	1	0	0	11		
25	May, Eric	f	1-6	1-2	0-0	1	0	1	1	3	3	0	1	1	21		
04	Marble, Roy Devyn	g	5-10	0-0	8-10	1	7	8	1	18	5	1	3	3	31		
05	Gatens, Matt	g	5-11	1-4	5-5	1	1	2	2	16	3	0	0	1	38		
02	Oglesby, Josh		2-4	2-4	3-4	1	0	1	0	9	1	1	0	0	22		
20	Brommer, Andrew		0-0	0-0	0-0	0	0	0	2	0	0	0	0	0	9		
24	Cartwright, Bryce		0-3	0-1	1-2	0	2	2	1	1	2	1	0	0	10		
30	White, Aaron		6-8	0-1	6-7	1	5	6	2	18	0	1	0	1	27		
	Team					1	1	2									
	Totals		26-54	4-12	25-31	10	25	35	11	81	14	5	8	6	200		

FG % 1st Half: 11-28 39.3% 2nd half: 15-26 57.7% Game: 26-54 48.1% Deadball
3FG % 1st Half: 2-7 28.6% 2nd half: 2-5 40.0% Game: 4-12 33.3% Rebounds
FT % 1st Half: 9-10 90.0% 2nd half: 16-21 76.2% Game: 25-31 80.6% 2

Officials: Jim Burr, D.J. Carlsensen, Wally Rutecki
Technical fouls: Boise State-None. Iowa-None.
Attendance: 13122

Score by periods	1st	2nd	Total
Boise State	33	39	72
Iowa	33	48	81

Last FG - BSU 2nd-00:07, IOWA 2nd-00:19.
Largest lead - BSU by 3 1st-17:10, IOWA by 11 2nd-00:11.

Score tied - 11 times.
Lead changed - 14 times.

Points	In	Off	2nd	Fast	Bench
BSU	38	9	17	2	39
IOWA	30	13	14	8	28

Game 14 - Purdue 79, Iowa 76

Official Basketball Box Score -- Game Totals -- Final Statistics
Purdue vs Iowa
12/28/11 8:35 p.m. at Carver-Hawkeye Arena - Iowa City, IA

Purdue 79 • 11-3, 1-0

#	Player	Total			3-Ptr			Rebounds			PF	TP	A	TO	Blk	Stl	Min
		FG-FGA	FG-FGA	FT-FTA	FG-FGA	FG-FGA	FT-FTA	Off	Def	Tot							
04	Hummel, Robbie	f	5-14	1-5	5-6	3	8	11	3	16	1	1	1	1	28		
34	Lawson, Jacob	f	2-4	0-0	0-0	3	2	5	4	4	0	0	0	0	14		
12	Barlow, Kelsey	g	5-7	0-0	2-3	0	2	2	2	12	0	0	0	1	27		
23	Jackson, Lewis	g	3-8	0-1	0-0	0	2	2	3	6	4	3	0	1	30		
24	Smith, Ryne	g	2-6	1-5	0-0	2	3	5	2	5	0	0	0	0	26		
00	Johnson, Terone		3-7	0-1	0-2	0	3	3	2	6	2	1	0	1	17		
01	Johnson, Anthony		2-3	0-0	0-0	0	2	2	1	4	1	1	0	0	8		
21	Byrd, D.J.		6-9	2-5	0-0	0	1	1	3	14	2	0	0	1	22		
32	Hart, John		3-4	2-3	0-0	0	1	1	1	8	0	0	0	0	11		
50	Carroll, Travis		2-4	0-0	0-0	0	0	0	0	4	1	1	0	1	17		
	Team					1	2	3									
	Totals		33-66	6-20	7-11	9	26	35	21	79	11	7	1	6	200		

FG % 1st Half: 19-35 54.3% 2nd half: 14-31 45.2% Game: 33-66 50.0% Deadball
3FG % 1st Half: 6-13 46.2% 2nd half: 0-7 0.0% Game: 6-20 30.0% Rebounds
FT % 1st Half: 1-2 50.0% 2nd half: 6-9 66.7% Game: 7-11 63.6% 2

Iowa 76 • 8-6, 0-1

#	Player	Total			3-Ptr			Rebounds			PF	TP	A	TO	Blk	Stl	Min
		FG-FGA	FG-FGA	FT-FTA	FG-FGA	FG-FGA	FT-FTA	Off	Def	Tot							
01	Basabe, Melsahn	f	6-8	0-0	2-3	0	8	8	1	14	0	3	2	0	33		
15	McCabe, Zach	f	2-3	0-0	1-1	2	3	5	4	5	0	1	0	0	16		
04	Marble, Roy Devyn	g	6-12	0-1	5-8	1	0	1	2	17	6	0	1	1	35		
05	Gatens, Matt	g	3-9	1-2	4-4	2	4	6	1	11	5	0	0	0	36		
25	May, Eric	g	2-7	1-2	4-4	1	5	6	4	9	0	1	0	0	20		
02	Oglesby, Josh		1-2	1-1	0-0	0	2	2	0	3	0	1	0	0	14		
20	Brommer, Andrew		0-0	0-0	2-4	0	0	0	0	2	0	1	0	0	6		
24	Cartwright, Bryce		4-10	0-3	0-1	0	1	1	0	8	4	1	0	0	21		
30	White, Aaron		2-4	0-2	3-4	1	2	3	1	7	0	2	1	0	19		
	Team					1	1	2									
	Totals		26-55	3-11	21-29	8	26	34	13	76	15	10	4	1	200		

FG % 1st Half: 13-24 54.2% 2nd half: 13-31 41.9% Game: 26-55 47.3% Deadball
3FG % 1st Half: 1-5 20.0% 2nd half: 2-6 33.3% Game: 3-11 27.3% Rebounds
FT % 1st Half: 12-15 80.0% 2nd half: 9-14 64.3% Game: 21-29 72.4% 3

Officials: Mike Sanzere, Mike Eades, Bert Smith
Technical fouls: Purdue-None. Iowa-None.
Attendance: 13314

Score by periods	1st	2nd	Total
Purdue	45	34	79
Iowa	39	37	76

Last FG - PUR 2nd-00:19, IOWA 2nd-00:01.
Largest lead - PUR by 9 1st-03:55, IOWA by 2 1st-16:59.

Score tied - 4 times.
Lead changed - 4 times.

Points	In	Off	2nd	Fast	Bench
PUR	44	8	11	8	36
IOWA	40	5	12	13	20

IOWA HAWKEYE BASKETBALL
Iowa Combined Team Statistics (as of Dec 29, 2011)
Conference games

RECORD:	OVERALL	HOME	AWAY	NEUTRAL
ALL GAMES	0-1	0-1	0-0	0-0
CONFERENCE	0-1	0-1	0-0	0-0
NON-CONFERENCE	0-0	0-0	0-0	0-0

##	Player	gp-gs	min	avg	Total		3-Point		F-Throw		Rebounds				pf	dq	a	to	blk	stl	pts	avg
					fg-fga	fg%	3fg-fga	3fg%	ft-fa	ft%	off	def	tot	avg								
04	Marble, Roy Devyn	1-1	35	35.0	6-12	.500	0-1	.000	5-8	.625	1	0	1	1.0	2	0	6	0	1	1	17	17.0
01	Basabe, Melsahn	1-1	33	33.0	6-8	.750	0-0	.000	2-3	.667	0	8	8	8.0	1	0	0	3	2	0	14	14.0
05	Gatens, Matt	1-1	36	36.0	3-9	.333	1-2	.500	4-4	1.000	2	4	6	6.0	1	0	5	0	0	0	11	11.0
25	May, Eric	1-1	20	20.0	2-7	.286	1-2	.500	4-4	1.000	1	5	6	6.0	4	0	0	1	0	0	9	9.0
24	Cartwright, Bryce	1-0	21	21.0	4-10	.400	0-3	.000	0-1	.000	0	1	1	1.0	0	0	4	1	0	0	8	8.0
30	White, Aaron	1-0	19	19.0	2-4	.500	0-2	.000	3-4	.750	1	2	3	3.0	1	0	0	2	1	0	7	7.0
15	McCabe, Zach	1-1	16	16.0	2-3	.667	0-0	.000	1-1	1.000	2	3	5	5.0	4	0	0	1	0	0	5	5.0
02	Oglesby, Josh	1-0	14	14.0	1-2	.500	1-1	1.000	0-0	.000	0	2	2	2.0	0	0	0	1	0	0	3	3.0
20	Brommer, Andrew	1-0	6	6.0	0-0	.000	0-0	.000	2-4	.500	0	0	0	0.0	0	0	0	1	0	0	2	2.0
Team											1	1	2									
Total.....		1	200		26-55	.473	3-11	.273	21-29	.724	8	26	34	34.0	13	0	15	10	4	1	76	76.0
Opponents.....		1	200		33-66	.500	6-20	.300	7-11	.636	9	26	35	35.0	21	0	11	7	1	6	79	79.0

TEAM STATISTICS

	IOWA	OPP
SCORING	76	79
Points per game	76.0	79.0
Scoring margin	-3.0	-
FIELD GOALS-ATT	26-55	33-66
Field goal pct	.473	.500
3 POINT FG-ATT	3-11	6-20
3-point FG pct	.273	.300
3-pt FG made per game	3.0	6.0
FREE THROWS-ATT	21-29	7-11
Free throw pct	.724	.636
F-Throws made per game	21.0	7.0
REBOUNDS	34	35
Rebounds per game	34.0	35.0
Rebounding margin	-1.0	-
ASSISTS	15	11
Assists per game	15.0	11.0
TURNOVERS	10	7
Turnovers per game	10.0	7.0
Turnover margin	-3.0	-
Assist/turnover ratio	1.5	1.6
STEALS	1	6
Steals per game	1.0	6.0
BLOCKS	4	1
Blocks per game	4.0	1.0
ATTENDANCE	13314	0
Home games-Avg/Game	1-13314	0-0
Neutral site-Avg/Game	-	0-0

Date	Opponent	Score	Att.
* 12/28/11	PURDUE	L 76-79	13314

= Dale Howard Classic, Des Moines, Iowa

^ = Big Ten/ACC Challenge

* = Conference game

Score by Periods	1st	2nd	Totals
Iowa	39	37	76
Opponents	45	34	79

IOWA HAWKEYE BASKETBALL
Iowa Combined Team Statistics (as of Dec 28, 2011)
All games

Overall record: 8-6 Conf: 0-1 Home: 8-3 Away: 0-2 Neutral: 0-1

#	Player	gp-gs	Total		3-Point		F-Throw		Rebounds				pf	dq	a	to	blk	stl	pts	avg			
			min	avg	fg-fga	fg%	3fg-fga	3fg%	ft-fa	ft%	off	def									tot	avg	
05	Gatens, Matt	14-14	453	32.4	62-135	.459	21-61	.344	48-53	.906	16	35	51	3.6	29	0	34	14	0	21	193	13.8	
04	Marble, Roy Devyn	14-6	348	24.9	54-120	.450	3-13	.231	48-63	.762	15	28	43	3.1	25	0	54	12	6	23	159	11.4	
01	Basabe, Melsahn	14-14	322	23.0	51-99	.515	0-0	.000	35-47	.745	24	62	86	6.1	25	0	4	21	13	8	137	9.8	
30	White, Aaron	14-0	247	17.6	46-100	.460	5-22	.227	29-38	.763	27	38	65	4.6	23	1	8	19	5	12	126	9.0	
25	May, Eric	14-14	285	20.4	41-96	.427	12-31	.387	14-20	.700	13	30	43	3.1	28	0	24	16	5	13	108	7.7	
02	Oglesby, Josh	14-0	255	18.2	35-78	.449	21-50	.420	11-17	.647	4	23	27	1.9	6	0	20	7	2	3	102	7.3	
15	McCabe, Zach	14-9	264	18.9	39-78	.500	7-16	.438	15-21	.714	29	37	66	4.7	42	2	12	17	0	14	100	7.1	
24	Cartwright, Bryce	13-8	279	21.5	26-88	.295	2-14	.143	23-28	.821	3	19	22	1.7	11	0	53	24	0	12	77	5.9	
20	Brommer, Andrew	11-0	140	12.7	12-17	.706	0-0	.000	9-23	.391	11	20	31	2.8	22	0	3	9	2	7	33	3.0	
00	Olaseni, Gabriel	7-0	44	6.3	6-11	.545	0-0	.000	6-8	.750	7	6	13	1.9	3	0	3	2	3	0	18	2.6	
35	Archie, Devon	8-5	79	9.9	8-12	.667	0-0	.000	2-4	.500	5	16	21	2.6	10	0	2	10	3	4	18	2.3	
32	Stubbs, Branden	6-0	29	4.8	4-8	.500	2-3	.667	2-2	1.000	0	3	3	0.5	3	0	5	4	0	4	12	2.0	
13	Denning, Kyle	4-0	9	2.3	1-2	.500	0-1	.000	2-2	1.000	0	1	1	0.3	0	0	0	1	0	0	4	1.0	
14	McCarty, Stephen	5-0	15	3.0	1-4	.250	0-1	.000	0-0	.000	0	0	0	0.0	2	0	0	2	0	0	2	0.4	
34	Stokes, Darius	6-0	22	3.7	1-3	.333	0-0	.000	0-0	.000	1	6	7	1.2	5	0	2	2	2	1	2	0.3	
11	Rickert, Christopher	1-0	2	2.0	0-0	.000	0-0	.000	0-0	.000	0	0	0	0.0	0	0	0	0	0	0	0	0.0	
03	Cox, Cody	3-0	7	2.3	0-0	.000	0-0	.000	0-0	.000	0	1	1	0.3	1	0	0	1	0	0	0	0.0	
Team											13	21	34										
Total.....		14	2800	387-851		.455	73-212	.344	244-326	.748	168	346	514	36.7	235	3	224	163	41	122	1091	77.9	
Opponents.....		14	2800	356-788		.452	98-264	.371	182-261	.697	134	349	483	34.5	271	6	193	223	36	59	992	70.9	

TEAM STATISTICS	IOWA	OPP	Date	Opponent	Score	Att.
SCORING	1091	992	11/11/11	CHICAGO STATE	w 96-53	12897
Points per game	77.9	70.9	11/14/11	NORTH CAROLINA A&T	w 95-79	8891
Scoring margin	+7.1	-	11/17/11	NORTHERN ILLINOIS	w 88-55	9666
FIELD GOALS-ATT	387-851	356-788	# 11/20/11	vs Creighton	L 59-82	12746
Field goal pct	.455	.452	11/23/11	CAMPBELL	L 61-77	10501
3 POINT FG-ATT	73-212	98-264	11/26/11	IPFW	w 82-72	9904
3-point FG pct	.344	.371	^ 11/29/11	CLEMSON	L 55-71	10449
3-pt FG made per game	5.2	7.0	12/03/11	BROWN	w 75-54	10399
FREE THROWS-ATT	244-326	182-261	12/06/11	at Northern Iowa	L 60-80	6834
Free throw pct	.748	.697	12/09/11	at Iowa State	L 76-86	14356
F-Throws made per game	17.4	13.0	12/17/11	DRAKE	w 82-68	10479
REBOUNDS	514	483	12/19/11	CENTRAL ARKANSAS	w 105-64	9382
Rebounds per game	36.7	34.5	12/22/11	BOISE STATE	w 81-72	13122
Rebounding margin	+2.2	-	* 12/28/11	PURDUE	L 76-79	12526
ASSISTS	224	193				
Assists per game	16.0	13.8	# = Dale Howard Classic, Des Moines, Iowa			
TURNOVERS	163	223	^ = Big Ten/ACC Challenge			
Turnovers per game	11.6	15.9	* = Conference game			
Turnover margin	+4.3	-				
Assist/turnover ratio	1.4	0.9				
STEALS	122	59				
Steals per game	8.7	4.2				
BLOCKS	41	36				
Blocks per game	2.9	2.6				
ATTENDANCE	118216	33936				
Home games-Avg/Game	11-10747	2-10595				
Neutral site-Avg/Game	-	1-12746				

Score by Periods	1st	2nd	Totals
Iowa	524	567	1091
Opponents	484	508	992