

2013-14 IOWA HAWKEYE BASKETBALL GAME NOTES



3 Final Fours
8 Big Ten Championships
2 Big Ten Tournament Titles

GAME 17 // # 20/23 IOWA (13-3, 2-1) at #3/3 OHIO STATE (15-1, 2-1)
Sunday, Jan. 12, 2014 • 12:37 p.m. (CT)
Value City Arena • Columbus, Ohio
Radio: Hawkeye Radio Network; Sirius 93 and XM 190
Radio Talent: Gary Dolphin (pxp), Bob Hansen (analyst)
TV: CBS (HD)
Announcers: Spero Dedes and Clark Kellogg
Live Stats / Audio: hawkeyesports.com

Iowa Athletic Communications

5300 Carver-Hawkeye Arena, Iowa City, IA 52242
Phone: 319-335-9411 • Fax: 319-335-9417
hawkeyesports.com • hawkeyebasketball.com

MBB CONTACT: MATTHEW WEITZEL

office: 319-335-6590 • cell: 319-430-8176
email: matthew-weitzel@hawkeyesports.com
Twitter: @BigWeitz

2013-14 Schedule / Results 13-3 Overall, 2-1 Big Ten

Nov. 8	UNC Wilmington	W, 82-39
Nov. 10	Nebraska-Omaha	W, 83-75
Nov. 14	Maryland Eastern Shore	W, 109-63
Nov. 17	Abilene Christian	W, 103-41
Nov. 22	Penn	W, 86-55
Nov. 28	vs. Xavier #	W, 77-74 (OT)
Nov. 29	vs. UTEP #	W, 89-53
Nov. 30	vs. Villanova #	L, 83-88 (OT)
Dec. 3	Notre Dame %	W, 98-93
Dec. 7	vs. Drake *	W, 83-66
Dec. 9	Fairleigh Dickinson	W, 92-59
Dec. 13	at #16/17 Iowa State +	L, 82-85
Dec. 22	Arkansas-Pine Bluff	W, 86-61
Dec. 31	Nebraska	W, 67-57
Jan. 5	at #4/5 Wisconsin	L, 71-75
Jan. 9	Northwestern	W, 93-67
Jan. 12	at #3/3 Ohio State	12:37 p.m.
Jan. 19	Minnesota	Noon
Jan. 22	at Michigan	6 p.m.
Jan. 25	at Northwestern	11 a.m.
Jan. 28	Michigan State	6 p.m.
Feb. 1	at Illinois	6:30 p.m.
Feb. 4	Ohio State	6 p.m.
Feb. 8	Michigan	1 p.m.
Feb. 15	at Penn State	Noon
Feb. 18	at Indiana	8 p.m.
Feb. 22	Wisconsin	11 a.m.
Feb. 25	at Minnesota	6 p.m.
Mar. 1/2	Purdue	7:15/3 p.m.
March 6	at Michigan State	8 p.m.
Mar. 8/9	Illinois	7:30/3:30 p.m.
March 14	at Big Ten Tournament	TBD
March 15	at Big Ten Tournament	TBD
March 16	at Big Ten Tournament	TBD
March 17	at Big Ten Tournament	TBD

all times listed are central

-- Battle 4 Atlantis - Nassau, Bahamas

% -- Big Ten / ACC Challenge

+ -- Iowa Corn Cy-Hawk Series

* -- Hy-Vee Big Four Classic - Des Moines, Iowa

Pronunciation Guide

Kirk Speraw	SPEAR-awe
Melsahn Basabe	Bah-SAAB-ee
Mike Gesell	GAH-zelle
Peter Jok	JOCK
Josh Oglesby	Oh-gulls-BEE
Gabriel Olaseni	Oh-lah-SHANE-ee
Okey Okah	Oh-Kay Ooh-kuh
Jarrod Uthoff	YOU-toff



IOWA HAWKEYES

2013-14 Record: 13-3
Big Ten Record: 2-1
Head Coach: Fran McCaffery
Career Record: 318-230 (18th year)
Iowa Record: 67-53 (4th year)

STATISTICAL LEADERS

Points: Roy Devyn Marble (16.0)
Rebounds: White / Basabe (6.6)
Assists: Mike Gesell (3.75)
Steals: Roy Devyn Marble (2.2)
Blocks: Gabriel Olaseni (1.6)

GAME INFORMATION

Date: Sunday, Jan. 12, 2014
Tip-off: 12:37 p.m. (CT)
Location: Columbus, Ohio
Arena: Value City Arena
TV: CBS (HD)
Radio: Sirius 93 & XM 190;
Hawkeye Radio Network
WMT-AM 600 (Cedar Rapids)
WHO-AM 1040 (Des Moines)
KXIC-AM 800 (Iowa City)

SERIES

Series: Ohio State leads, 76-75
at Columbus: OSU leads, 47-26
Last Meeting: Jan. 22, 2013 (OSU, 72-63)
McCaffery vs. Ohio State: 1-5
Matta vs. Iowa: 10-4

MULTIMEDIA

Audio / Live Stats: hawkeyesports.com
Twitter Updates: @IowaHoops



OHIO STATE BUCKEYES

2013-14 Record: 15-1
Big Ten: 2-1
Head Coach: Thad Matta
Career Record: 367-105 (14th year)
OSU Record: 113-46 (10th year)

STATISTICAL LEADERS

Points: LaQuinton Ross (13.1)
Rebounds: Amir Williams (6.8)
Assists: Aaron Craft (5.0)
Steals: Aaron Craft (2.4)
Blocks: Amir Williams (2.1)

Game #17 Storylines

- Aaron White hails from Strongsville, Ohio, which is a Cleveland suburb. White will have approximately 40 family and friends at Sunday's game.
- Iowa's last win over a top-five team was an 83-65 victory at second-ranked Missouri on Dec. 15, 2001, in Columbia, Mo.
- Senior Melsahn Basabe scored 16 points in Iowa's last game vs. Northwestern and became the 42nd Hawkeye to score 1,000 career points.
- Iowa's three losses have come to teams with a combined 44-1 record (Villanova, Iowa State and Wisconsin) -- with each loss coming by five points or less.
- Junior forward Aaron White ranks second in the Big Ten in field goal percentage (.652) and sixth in free throw percentage (.846).
- Gabriel Olaseni and Jarrod Uthoff combine to average 16.5 points, 11.3 rebounds and three blocks off the bench for the Hawkeyes.
- Roy Devyn Marble is only the second Hawkeye to amass 1,350+ points, 325+ assists and 400+ rebounds (Jeff Horner).
- Iowa plays every Big Ten team that started 2-0 in league play twice this season (Illinois, Ohio State, Michigan, Wisconsin, and Michigan State).

Iowa Projected Starting Lineup (Based on last game's starters)



G • 10 • Mike Gesell
6-1 • 190 • So. • South Sioux City, NE

PTS	AST	FG%	FT%
6.6	3.75	.389	.607



F • 30 • Aaron White
6-9 • 220 • Jr. • Strongsville, OH

PTS	REB	FG%	FT%
13.4	6.6	.652	.846




G • 4 • Roy Devyn Marble
6-6 • 200 • Sr. • Southfield, MI

PTS	REB	FG%	FT%
16.0	3.6	.417	.644



F • 1 • Melsahn Basabe
6-7 • 220 • Sr. • Glen Cove, NY

PTS	REB	FG%	FT%
7.6	6.6	.548	.617



C • 34 • Adam Woodbury
7-1 • 240 • So. • Sioux City, IA

PTS	REB	FG%	FT%
5.9	4.1	.521	.724

Inside The Numbers

	IOWA	OSU
Scoring Average	86.5	75.2
Scoring Defense	65.7	56.0
Scoring Margin	+20.8	+19.2
FG%	.475	.470
FG% Defense	.364	.375
FT%	.720	.686
3-PT FG%	.382	.342
3-PT FG% Defense	.278	.267
Rebound Margin	+9.9	+3.1
Assists Per Game	17.6	13.5
Turnovers Per Game	12.0	11.0
Steals Per Game	7.4	7.4
Blocks Per Game	5.7	4.9

Miscellaneous Statistics

Double-Figure Scoring Games...					
Player	10-11	11-12	12-13	13-14	Career
Roy Devyn Marble	5	23	28	12	68
Aaron White	---	18	26	10	54
Melsahn Basabe	17	14	9	5	45
Zach McCabe	4	10	6	8	28
Mike Gesell	---	---	14	4	18
Josh Oglesby	---	6	6	1	13
Jarrold Uthoff	---	---	---	9	9
Adam Woodbury	---	---	6	2	8
Peter Jok	---	---	---	6	6
Gabriel Olaseni	---	---	1	4	5
Anthony Clemmons	---	---	4	1	5

20-Point Scoring Games...					
Player	10-11	11-12	12-13	13-14	Career
Roy Devyn Marble	---	2	11	4	17
Aaron White	---	2	4	4	10
Melsahn Basabe	5	---	---	---	5
Zach McCabe	---	3	---	---	3
Josh Oglesby	---	2	---	---	2
Mike Gesell	---	---	1	---	1

Double-Figure Rebounding Games...					
Player	10-11	11-12	12-13	13-14	Career
Melsahn Basabe	8	3	5	2	18
Aaron White	---	4	4	3	11
Gabriel Olaseni	---	---	1	2	3
Jarrold Uthoff	---	---	---	2	2
Zach McCabe	---	1	---	---	1
Adam Woodbury	---	---	---	1	1

Double-Doubles...					
Player	10-11	11-12	12-13	13-14	Career
Melsahn Basabe	6	3	3	2	14
Aaron White	---	4	4	3	11
Gabriel Olaseni	---	---	---	2	2
Jarrold Uthoff	---	---	---	2	2

4+ Three-Pointer Games...					
Player	10-11	11-12	12-13	13-14	Career
Josh Oglesby	---	3	2	1	6
Roy Devyn Marble	---	1	2	2	5
Zach McCabe	1	---	1	1	3
Mike Gesell	---	---	1	---	1

5+ Assists Games...					
Player	10-11	11-12	12-13	13-14	Career
Roy Devyn Marble	---	11	7	6	24
Anthony Clemmons	---	---	9	2	11
Mike Gesell	---	---	5	6	11
Aaron White	---	---	---	2	2

3+ Steals Games...					
Player	10-11	11-12	12-13	13-14	Career
Roy Devyn Marble	---	7	5	6	18
Aaron White	---	2	4	1	7
Mike Gesell	---	---	4	1	5
Anthony Clemmons	---	---	4	---	4
Zach McCabe	1	2	---	---	3
Melsahn Basabe	---	---	---	1	1

3+ Blocks Games...					
Player	10-11	11-12	12-13	13-14	Career
Melsahn Basabe	4	3	6	1	14
Gabriel Olaseni	---	1	4	5	10
Adam Woodbury	---	---	3	---	3
Aaron White	---	2	1	---	3
Jarrold Uthoff	---	---	---	3	3

2013-14 Margin of Victory/Defeat

Points	1	2	3	4	5	6	7	8	9	10+	15+	20+
Wins	0	0	1	0	1	0	0	1	0	1	1	8
Losses	0	0	1	1	1	0	0	0	0	0	0	0

THE SETTING

No. 20/23 Iowa (13-3, 2-1) hits the road Sunday for another game pitting top-25 teams, traveling to Columbus, Ohio, to face No. 3/3 Ohio State. Tipoff is slated for 12:37 p.m. (CT) at Value City Arena. Three of the next four games for Iowa will be on the road.

Sunday marks Iowa's first game on CBS since the 2006-07 season.

ON THE AIR

Radio: Iowa games are broadcast on the Hawkeye Radio Network. Gary Dolphin handles the play-by-play, along with color commentator Bob Hansen. The network includes more than 40 stations that blanket the state of Iowa and include portions of Illinois, Nebraska, Minnesota, Missouri and Wisconsin. The Hawkeye Radio Network coverage includes a 60-minute pregame show.

TV: Sunday afternoon's game will be televised nationally on CBS. Spero Dedes and Clark Kellogg will call the action.

HAWKEYES CRUISE PAST NORTHWESTERN. 93-67

• Iowa led by as many as 31 points and ultimately won, 93-67, over Northwestern on Thursday in Iowa City. It marked the fifth time this season Iowa topped 90 points.

• Iowa had four starters in double figures, including two posting double-doubles. Melsahn Basabe (16 points and 10 rebounds) and Aaron White (18 points and 10 rebounds) had the double-doubles, while Roy Devyn Marble contributed 15 points, six assists and a game-high four steals, and Adam Woodbury netted 10. Basabe's 16 points and Woodbury's 10 points are both season highs.

• The Hawkeyes outrebounded Northwestern, 41-28, and had 22 assists to the Wildcats' four. Furthermore, Iowa assisted on 22 of its 29 field goals. Iowa has assists on 60 percent of its field goals this season (281/468), a percentage that ranks 27th in the country.

• Iowa's starting backcourt of Roy Devyn Marble and Mike Gesell combined for 24 points, 12 assists, six steals, four rebounds and only one turnover.

• Iowa shot 57 percent (29-of-51) from the field, including 57 percent from 3-point range (8-of-14) in the victory.

• The Hawkeyes shot 75 percent from the foul line (27-of-36), including Aaron White sinking all 10 of his free throw attempts, equaling a season high in makes.

CENTER OF ATTENTION

Iowa is getting 12.1 points, 9.3 rebounds and two blocks per game from their center position of Adam Woodbury and Gabriel Olaseni.

2013-14 Iowa Hawkeye Roster

No.	Name	Pos.	Ht.	Wt.	Yr.	Hometown (High School/College)
0	Gabriel Olaseni	C	6-10	225	Jr.	London, England (Sunrise Christian Academy - Kan.)
1	Melsahn Basabe	F	6-7	220	Sr.	Glen Cove, N.Y. (St. Mark's)
2	Josh Oglesby	G	6-5	208	Jr.	Cedar Rapids, Iowa (Washington)
3	Peter Jok	G	6-6	200	Fr.	West Des Moines, Iowa (Valley)
4	Roy Devyn Marble	G	6-6	200	Sr.	Southfield, Mich. (Lathrup)
5	Anthony Clemmons	G	6-1	195	So.	Lansing, Mich. (Sexton)
10	Mike Gesell	G	6-1	190	So.	South Sioux City, Neb. (South Sioux City)
13	Kyle Denning	G	6-2	160	Jr.	Cedar Falls, Iowa (Northern University HS)
15	Zach McCabe	F	6-7	235	Sr.	Sioux City, Iowa (Bishop Heelan)
20	Jarrold Uthoff	F	6-8	208	So.	Cedar Rapids, Iowa (Jefferson)
23	Okey Ukah	F	6-6	210	Jr.	Iowa City, Iowa (West/Kirkwood CC)
30	Aaron White	F	6-9	220	Jr.	Strongsville, Ohio (Strongsville)
34	Adam Woodbury	C	7-1	240	So.	Sioux City, Iowa (East)
35	Darius Stokes	F	6-7	203	Jr.	Cedar Rapids, Iowa (Linn-Mar)
42	Kyle Meyer	F	6-10	225	Fr.-RS	Alpharetta, Ga. (Northview)

Head Coach: Fran McCaffery

Assistant Coaches: Kirk Speraw, Sherman Dillard, Andrew Francis

Head Coach Fran McCaffery

Fran McCaffery is in his fourth season as the head basketball coach at the University of Iowa and his 18th year overall as a college head coach. McCaffery spent five seasons (2005-10) as the head coach at Siena, six years at UNC-Greensboro (1999-2005) and three seasons at Lehigh (1985-88) before joining the Hawkeyes.



McCaffery has three decades of Division I coaching experience. He completed his 31st season as a collegiate coach in 2013, which includes 17 years as a head coach and 14 as an assistant.

McCaffery, 54, holds a career mark of 318-229 (.580) and guided his teams to eight postseason appearances (five NCAA, three NIT). He is 67-53 (.558) at Iowa.

Since taking over the Iowa program in 2010, the Hawkeyes have increased their win total by 15 games. McCaffery coached Iowa to 25 victories in 2013, equaling the second-most win total in program history. McCaffery has guided the Black and Gold to back-to-back NIT appearances, including a runner-up finish in 2013.

McCaffery and the Hawkeyes have made Carver-Hawkeye Arena one of the most feared arenas to play nationally. Fans have embraced McCaffery and his team's style of play with attendance increasing by 30 percent since 2010. The Hawkeyes won a school-record 18 home games a year ago, which includes 19 straight against unranked opponents dating back to 2012 -- the third-longest active streak in the Big Ten.

McCaffery's five years at Siena were the best in its 70-year history. He led the Saints on an incredible run that ended with three straight Metro Atlantic Athletic Conference championships and NCAA Tournament appearances. In so doing, Siena became the only program in the country to win its regular season and postseason title 2008-10.

McCaffery's Saints owned a 112-51 (.687) record in his five years with the program. He guided the Saints to four consecutive 20-win seasons.

The 2009 MAAC Coach of the Year and 2010 District I Coach of the Year is the third winningest coach, by percentage, in league history (68-22, .756). He is the only coach to guide a MAAC program to two NCAA Tournament wins. McCaffery led his 2008 and 2009 teams to first round NCAA Tournament victories over Vanderbilt and Ohio State, respectively.

In his final two seasons at Siena, he coached the Saints to back-to-back 27-win campaigns and boasted a combined 39-3 (.929) record against MAAC opponents, which included MAAC Tournament contests.

McCaffery began his coaching career as an assistant at Penn (1982-83) and Lehigh (1983-85). After three seasons as head coach at Lehigh, he spent 11 seasons as an assistant at Notre Dame (1988-99).

McCaffery played basketball at Wake Forest his freshman year (1977-78) and then concluded his collegiate playing career at Penn his final three seasons (1979-82).

He earned his B.S. degree in Economics from The Wharton School (Penn) in 1982. McCaffery also earned a Master of Education from Lehigh in 1985.

COACHING HONORS

NABC District I Coach of the Year, 2009-10

MAAC Coach of the Year, 2008-09

HEAD COACHING EXPERIENCE

Lehigh (1985-88):49-39 (.557); 8-6 (.571) League
UNC-Greensboro (1999-05).....90-87 (.508); 49-47 (.510) League
Siena (2005-10)112-51 (.687); 68-22 (.756) League
Iowa (2010-present):.....67-53 (.558); 23-34 (.403) League

McCaffery File

Born: May 23, 1959
Hometown: Philadelphia, Pa.
High School: LaSalle, 1977
College: B.S. in Economics, The Wharton School (Penn), 1982
Master of Education, Lehigh, 1985
Family: Wife, Margaret
Sons, Connor, Patrick and Jonathan Francis
Daughter, Marit Katherine
Brother, Jack (sportswriter in Philadelphia area)

Coaching Honors

MAAC Coach of the Year, 2009

NABC District I Coach of the Year, 2009-10

Coaching History (30 years)

1982-83 Assistant Coach, Penn
1983-85 Assistant Coach, Lehigh
1985-88 Head Coach, Lehigh
1988-99 Assistant Coach, Notre Dame
1999-05 Head Coach, UNC-Greensboro
2005-10 Head Coach, Siena
2010-present Head Coach, University of Iowa

Coaching Chart

Overall (17 seasons): 318-230 (.580)

At Iowa (four seasons): 67-53 (.558)

At Siena (five seasons): 112-51 (.688)

At UNCG (six seasons): 90-87 (.508)

At Lehigh (three seasons): 49-40 (.551)

NCAA Tournament (five appearances*): 2-5

NIT (three appearances): 5-3

**McCaffery is the first coach to bring three different programs from one-bid leagues to the NCAA Tournament (conferences that sent just one team the year his program advanced).*

McCaffery in Postseason Play

1988 NCAA Tournament - - Lehigh
1989 NCAA Tournament - - Notre Dame
1990 NCAA Tournament - - Notre Dame
1992 NIT - - Notre Dame
1997 NIT - - Notre Dame
2001 NCAA Tournament - - UNC-Greensboro
2002 NIT - - UNC-Greensboro
2008 NCAA Tournament - - Siena
2009 NCAA Tournament - - Siena
2010 NCAA Tournament - - Siena
2012 NIT - - Iowa
2013 NIT -- Iowa

Playing Experience

Wake Forest, 1977-78

Penn, 1979-82

2013-14 Big Ten Standings/Schedule

Team	Big Ten	Pct.	Overall	Pct.
Wisconsin	3-0	1.000	16-0	1.000
Michigan St	3-0	1.000	14-1	.933
Michigan	3-0	1.000	11-4	.733
Ohio State	2-1	.667	15-1	.938
IOWA	2-1	.667	13-3	.812
Minnesota	2-1	.667	13-3	.812
Illinois	2-1	.667	13-3	.812
Indiana	0-2	.000	10-5	.667
Purdue	0-2	.000	10-5	.667
Penn State	0-3	.000	9-7	.562
Nebraska	0-3	.000	8-7	.533
Northwestern	0-3	.000	7-9	.438

Saturday, Jan. 11

Indiana at Penn State, 11 a.m. (BTN)

Minnesota at Michigan State, 1:15 p.m. (BTN)

Sunday, Jan. 12

Nebraska at Purdue, 11 a.m. (BTN)

Iowa at Ohio State, 12:30 p.m. (CBS)

Illinois at Northwestern, 6:30 p.m. (BTN)

Tuesday, Jan. 14

Wisconsin at Indiana, 6 p.m. (ESPN)

Penn State at Michigan, 7 p.m. (BTN)

Wednesday, Jan. 15

Michigan State at Northwestern, 6 p.m. (BTN)

Purdue at Illinois, 8 p.m. (BTN)

Thursday, Jan. 16

Ohio State at Minnesota, 8 p.m. (ESPN2)

National Rankings

Coaches Poll

Jan. 6

1. Arizona.....	798
2. Syracuse.....	761
3. Ohio State.....	741
4. Michigan St.....	687
4. Wisconsin.....	687
6. Wichita State.....	632
7. Iowa State.....	543
8. Louisville.....	503
9. Baylor.....	488
10. Villanova.....	476
11. Florida.....	473
12. Oklahoma State.....	446
13. Duke.....	399
13. Oregon.....	399
15. San Diego State.....	379
16. Kentucky.....	362
17. Colorado.....	272
18. Gonzaga.....	253
19. UMass.....	225
20. Kansas.....	151
21. Missouri.....	113
22. Memphis.....	108
23. IOWA.....	90
23. Creighton.....	90
25. UCLA.....	66

Associated Press Poll

Jan. 6

1. Arizona.....	1,620
2. Syracuse.....	1,550
3. Ohio State.....	1,470
4. Wisconsin.....	1,427
5. Michigan St.....	1,378
6. Wichita State.....	1,203
7. Baylor.....	1,169
8. Villanova.....	1,141
9. Iowa State.....	1,076
10. Florida.....	1,052
11. Oklahoma St.....	934
12. Louisville.....	825
13. San Diego State.....	823
14. Kentucky.....	808
15. Colorado.....	752
16. Duke.....	745
17. Oregon.....	715
18. Kansas.....	367
19. UMass.....	364
20. IOWA.....	261
21. Missouri.....	247
22. Gonzaga.....	241
23. Illinois.....	178
24. Memphis.....	126
25. Kansas State.....	112

2013-14 Captains

Iowa captains are seniors Zach McCabe and Roy Devyn Marble.

BASABE JOINS TEAMMATES IN 1,000-POINT CLUB

Melsahn Basabe joined teammates Roy Devyn Marble and Aaron White in Iowa's 1,000-point club Thursday against Northwestern. Marble netted his 1,000th point in the 2013 regular season finale against Nebraska, while White passed 1,000 points against Notre Dame (Dec. 3) earlier this year.

Basabe, White, and Marble become Iowa's fifth trio of players on the same team to reach the 1,000-point threshold, and first trio since 2005.

2014 -- Roy Devyn Marble, Melsahn Basabe, Aaron White

2005 -- Jeff Horner, Greg Brunner, Pierre Pierce

1996 -- Jess Settles, Chris Kingsbury, Kenyon Murray

1989 -- Ed Horton, BJ Armstrong, Roy Marble

1988 -- Jeff Moe, BJ Armstrong, Roy Marble

ALL-TIME SERIES RECORDS

Ohio State has won eight straight and lead the all-time series by a narrow, 76-75, margin. The Buckeyes beat the Hawkeyes in the only regular season meeting a year ago, 72-63, on Jan. 22, 2013, in Columbus. Iowa's last victory over Ohio State came on Feb. 2, 2008 (53-48), in Iowa City.

Nineteen of the last 28 meetings have been decided by 10 points or less, with 12 decisions by five points or less.

Ohio State holds a 47-26 advantage in games played in Columbus. The Buckeyes have won the last seven meetings in Columbus, with Iowa's last victory in Value City Arena coming on Feb. 18, 2004. Iowa was the first opponent to win at the Value City Arena, taking a 71-68 win in 1999.

LAST SEASON AGAINST OHIO STATE

Ohio State made 52 percent (27-of-52) of its shot attempts, while Iowa made just 35.5 percent (22-of-62) in a 72-63 Buckeye victory over the Hawkeyes in Value City Arena. There were eight different lead changes in the first half, before the Buckeyes took a 12-point lead (34-22) into halftime and never looked back.

Nine Hawkeyes scored at least two points, with Aaron White leading Iowa with 13 points. Four Buckeyes reached double figures, including Aaron Craft (12) and Lenzelle Smith, Jr. (12).

UTHOFF, OLASENI LEADING HAWKEYES OFF BENCH

Junior Gabriel Olaseni and sophomore Jarrod Uthoff are averaging a combined 16.5 points, 11.5 rebounds and three blocks per game coming off the bench for the Hawkeyes. Uthoff ranks third on the team in scoring (10.3) and rebounding (6.1), while Olaseni ranks first on the squad in rejections (1.6) and fourth in rebounding (5.2).

ATTACKING THE RIM

Last season, Iowa ranked 20th in the country in free throw attempts per game (23.6). The Hawkeyes have improved on that number so far this season, averaging 30.6 foul shots per game, ranking ninth nationally.

HAWKEYES RANK HIGH IN STATISTICS

Iowa leads the Big Ten in scoring (86.5), scoring margin (+20.5), and field goal percentage defense (.364). The Hawkeyes also rank second in the conference in rebounding margin (+9.9), blocks (5.7), 3-point field goal percentage defense (.278), and assists (17.6).

Iowa ranks second in the country in scoring margin (+20.5); fourth in field goal percentage defense (.364); eighth in scoring (86.5) and rebounding margin (+9.9); 10th in assists (17.6); 11th in 3-point field goal percentage defense (.278); and 22nd in assist-to-turnover ratio (1.5).

Individually, Mike Gesell ranks ninth in the country in assist-to-turnover ratio (3.5); Aaron White ranks 14th in field goal percentage (.652); and Roy Devyn Marble ranks 37th in steals (2.2).

Iowa Athletic Communications

5300 Carver-Hawkeye Arena, Iowa City, IA 52242
Phone: 319-335-9411 • Fax: 319-335-9417
hawkeyesports.com • hawkeyebasketball.com

MBB CONTACT: MATTHEW WEITZEL

office: 319-335-6590 • cell: 319-430-8176
email: matthew-weitzel@hawkeyesports.com
Twitter: @BigWeitz

Practice Coverage

All Iowa men's basketball practices are closed to the media and public.

Coach and Player Interviews

Media interested in setting up interviews with players and/or coaches need to coordinate their requests through Matthew Weitzel in the Iowa Athletic Communications Office.

Social Media

In addition to obtaining the most up-to-date information on Iowa's official website: hawkeyesports.com, fans and media can also get additional information, notes, photos, promotions, videos and more via Iowa basketball's social media sites. Follow Hawkeye hoops on Twitter (@IowaHoops) and on Facebook ([facebook.com/hawkeyebasketball](https://www.facebook.com/hawkeyebasketball)).

News Conferences

Following is a list of dates for basketball news conferences with Fran McCaffery. The news conferences take place in the Media Room on the ground floor of Carver-Hawkeye Arena. Selected players will be available after McCaffery meets with the media.

Following are the news conference dates:

Jan.	16th	27th		
Feb.	3rd	13th	21st	28th
March	7th	TBD		

Big Ten Tele-Conferences

Media have an opportunity to ask questions to each Big Ten coach every Monday morning. For a detailed schedule and phone number, email Brett McWerthy at the Big Ten office:

bmcwerthy@bigten.org

Coach McCaffery speaks for 10 minutes starting at 9:10 a.m. (CT).

Postgame Interviews

Postgame press conferences include both head coaches in the Media Room. Requested Iowa players will also be available in the Media Room while visiting players outside their locker room.

Iowa Career Scoring

9.	1,561	Dean Oliver	1998-2001
10.	1,525	Andre Woolridge	1995-97
11.	1,522	Don Nelson	1960-62
12.	1,516	Greg Brunner	2003-06
13.	1,502	Jeff Horner	2003-06
14.	1,390	Roy Devyn Marble	2010-p
31.	1,092	Aaron White	2011-p
42.	1,009	Melsahn Basabe	2010-p

SCOUTING OHIO STATE

- Ohio State trailed fifth-ranked Michigan State by 17 points with eight minutes remaining in regulation but rallied to tie the game and send to overtime. The Buckeyes ultimately fell, 72-68, to the Spartans at the Breslin Center in East Lansing on Tuesday evening. Ohio State's leading scorers came off the bench, with Sam Thompson scoring 18 points and Marc Loving netting 10. Amir Williams snagged a game-high 11 rebounds to go along with eight points. The Buckeyes outrebounded the Spartans by 14 (42-28).
- Ohio State enters Sunday's contest 15-1, including a perfect 12-0 mark at home. The Buckeyes average 15,611 fans in their previous 12 home games this season. Sunday will be the 11th time in the last 13 games that Ohio State will be playing at home.
- LaQuinton Ross averages a team-best 13.1 points per game, while Lenzelle Smith, Jr., averages 12.4 points. Senior point guard Aaron Craft averages five assists, 2.4 steals and 9.3 points. Craft's 2.4 steals per game ranks 10th in the nation.
- The Buckeyes boast a +19.2 scoring margin and shoot 47 percent from the field.
- Ohio State ranks fifth in the nation in fewest fouls per game (15.3).

MARBLES RISING AMONG FATHER-SON SCORING COMBOS

Iowa's Roy Marble (1986-89) and Roy Devyn Marble (2011-present) are rising among the leading father-son scoring duo in collegiate history. Currently, the Marble's (3,506) tie for second among father-son combos, playing at the same school, behind the Burt's of Iona (4,568) and the Perry's of Holy Cross (3,506). Overall, the Marble's are tied for seventh.

Father/Son Combo	Total Points
1. ^ Iona's Steve Burt (2,534) & Steve Burt Jr. (2,034)	4,568
2. Jimmy Walker of Providence (2,045) & Jalen Rose of Michigan (1,788)	3,883
3. Rick Barry of Miami (2,298) & Jon Barry of Pacific/Ga. Tech (1,355)	3,653
4. Rick Barry of Miami (2,298) & Brent Barry of Oregon State (1,304)	3,602
5. Rick Barry of Miami (2,298) & Drew Barry of Georgia Tech (1,253)	3,551
Eric Piatkowski of Nebraska (1,924) & Walt Piatkowski of Bowling Green (1,577)	3,511
7. ^ Holy Cross' Ron Perry (982) & Ronnie Perry (2,524)	3,506
^ Iowa's Roy Marble (2,116) & Roy Devyn Marble (1,390)	3,506

^ - Same school

LEADING THE TEAM

Following is the number of times a player led Iowa in scoring, rebounding, assists and steals. If two or more players tied for the team lead, all were credited for that game:

Player	Scoring	Rebounding	Assists	Blocks	Steals
Jarrold Uthoff	3	4	1	5	---
Zach McCabe	---	2	1	---	---
Gabriel Olaseni	1	2	---	8	---
Roy Devyn Marble	5	1	7	1	9
Aaron White	6	5	2	3	2
Melsahn Basabe	1	4	---	6	1
Anthony Clemmons	---	---	4	2	1
Mike Gesell	---	---	7	---	5
Peter Jok	---	---	2	---	---
Adam Woodbury	---	1	1	---	2

BENCH MOB

Iowa's reserves played a large role in Iowa's 13 victories. Overall, Iowa's bench is averaging 37 points, 22.2 rebounds and 3.6 blocks. In victories, Hawkeye reserves average 40.4 points and 23.7 rebounds, while in losses Iowa's bench averages 22.3 points and 15.7 rebounds.

Individually, Roy Devyn Marble averages 14.3 points in Iowa's 13 victories, and 23.3 points in its three defeats.

Hawkeye Twitter Handles

Melsahn Basabe@_mellyjose	Josh Oglesby@joshoglesby22
Anthony Clemmons@sapp_5	Gabriel Olaseni@agolaseni
Kyle Denning@kdenning13	Darius Stokes@dstokes35
Mike Gesell@mikegesell10	Okey Ukah@ok_ukah
Peter Jok@jok_city	Jarrold Uthoff@mr_uthoff
Roy Devyn Marble@dmarble4	Aaron White@aaron_white30
Zach McCabe@zmccabe15	Adam Woodbury@adamwoodbury34
Kyle Meyer@kylemeyer42	

BLOCK PARTY

Junior Gabriel Olaseni has blocked at least three shots five times this season. His 26 blocks rank seventh in the Big Ten (1.6 average). The center rejected five shots in the season opener against UNC Wilmington. Sophomore Jarrod Uthoff has blocked 22 shots (1.4 average), a total that ranks 10th in the league.

As a team, Iowa ranks second in the Big Ten and 34th nationally in rejections per game (5.7).

COACHING EXPERIENCE

Fran McCaffery has one of the most experienced coaching staffs in the country. The Iowa men's basketball staff has 65 years of combined collegiate head coaching experience and more than 130 years of collegiate coaching under their belts. Listed below are the number of years of head coaching experience on the Iowa staff.

Coach	Years
Fran McCaffery	17 years
Kirk Speraw's	20 years
Sherman Dillard	10 years
Andrew Francis	2 years
Billy Taylor	11 years
Al Seibert	5 years

BASABE MOVIN' ON UP

Senior Melsahn Basabe, who posted a double-double in Iowa's last game (16 points and 10 rebounds), is averaging 7.6 points and 6.6 rebounds. The 6.6 rebounds per game shares the team lead with junior Aaron White. Basabe's 676 career rebounds are the most among active Big Ten players.

Since the start of the year, Basabe moved past Ryan Bowen for fourth place on Iowa's career blocks list and currently has 138 rejections.

Basabe led the team in blocked shots in each of his first three seasons with the Hawkeyes. The senior will be looking to become the third Hawkeye since 1980 to lead the squad in rejections four straight seasons. Greg Stokes led the team in blocks 1982-86, while Acie Earl led the team from 1990-93.

WHITE HOT

Junior Aaron White shares the team lead in rebounding (6.6) and ranks second in scoring (13.4). White is the only Big Ten player to average 14.3 points and 8.3 rebounds or better in conference play.

White, who led the Hawkeyes in rebounding in each of his first two seasons, is looking to become the fifth player since 1960 to lead the Hawkeyes in rebounding three consecutive seasons. White would join Don Nelson (1960-62); Kevin Kunnert (1971-73); Bruce King (1975-77); and Greg Brunner (2004-06).

White became the 41st Hawkeye to surpass 1,000 career points with his 19th point scored with one second remaining at the free throw line versus Notre Dame (Dec. 3). He currently ranks 31st in Iowa scoring.

The native of Strongsville, Ohio, became the first Hawkeye in 10 years to amass 25 points and 17 rebounds in a game at Iowa State on Dec. 13. The last Hawkeye to accomplish the feat was Jared Reiner on March 1, 2003, at Indiana. The 17 rebounds are the most in a single-game since Greg Brunner cleared 23 against Minnesota on Jan. 18, 2006.

White ranks second in the league and 14th nationally in field goal percentage (.652).

HOME COOKIN'

Iowa and its fans have once again made Carver-Hawkeye Arena a hostile and challenging place for opponents to visit. Iowa has won 19 consecutive home games, dating back to last season. The Hawkeyes' last home setback came against nationally-ranked Michigan State on January 10, 2013. For the second consecutive season, Iowa won all its nonconference home games after beating Arkansas-Pine Bluff on Dec. 22, to finish its nonleague home slate a perfect 8-0.

The Hawkeyes have won their first 10 home games this season after winning their final nine home contests a year ago. Overall, Iowa won a school-record 18 home victories (18-2) in 2012-13, the most since posting 17 home victories in 2006. Iowa's two losses came by less than four points to nationally-ranked teams (Michigan State and Indiana).

The Hawkeyes are two wins from equaling the Carver-Hawkeye Arena record for consecutive wins of 21, which spanned three seasons. The current record was established with the last win during the 2004-05 campaign, winning all 17 games in 2005-06, and earning victories in their first three games of the 2006-07 season.

Iowa has won 28-straight home games against unranked opponents, dating back to the Dayton game on March 13, 2012 -- the third-longest active streak in the Big Ten. Iowa has also won 23 straight at home against nonconference foes, dating back to 2011.

IOWA VS. RANKED TEAMS

Sunday will be the Hawkeyes' third game against a ranked opponent this season. Iowa fell, 85-82, at No. 16/17 Iowa State on Dec. 13 and at No. 4/4 Wisconsin, 75-71, on Jan. 5. These are Iowa's most recent wins vs. nationally-ranked opponents:

At Home:	67-66 over 15th-ranked Wisconsin, 2/23/12 78-66 over 18th-ranked Indiana, 2/19/12 75-59 over 13th-ranked Michigan, 1/14/12 67-65 over sixth-ranked Purdue, 3/5/11 43-36 over sixth-ranked Michigan State, 1/12/08
On the Road:	72-65 over 11th-ranked Wisconsin, 12/31/11 70-67 over 21st-ranked Indiana, 2/11/06
Neutral Court:	67-60 over seventh-ranked Ohio State, 3/12/06 <i>In semifinals of Big Ten Tournament</i>

MARBLE EARNS WEEKLY PRAISE

Senior Roy Devyn Marble poured in 61 points to tie the Battle 4 Atlantis tournament record, earning Big Ten Player of the Week accolades by *College Sports Madness*. Marble averaged 20.3 points, 4.7 rebounds and 4.2 assists in the three games.

Marble, who has led the Hawkeyes in scoring two of the last three games, enters Sunday's game at Ohio State 14th in Iowa career scoring with 1,390 points. His 27-point outburst at Wisconsin last Sunday vaulted him past Bruce King and Ed Horton.

The native of Southfield, Mich., averages 19 points, three assists, 4.3 rebounds and 2.3 steals in conference play. Marble ranks 37th in the country in steals (2.2).

IOWA HISTORY

Iowa has played 2,624 games since beginning basketball in 1902. Iowa's overall record is 1,543-1,081 (.588). That includes a 984-345 (.740) record in home games, a 553-733 (.430) record in contests away from Iowa City, a 722-738 (.494) mark in Big Ten games and a 390-119 (.766) record in Carver-Hawkeye Arena.

Iowa in Big Ten Statistics

Category	All Games		NCAA	
	Stat	Rank	Stat	Rank
Scoring Offense	86.5	1st	86.5	8th
Scoring Margin	+20.8	1st	+20.8	2nd
FG% Defense	.364	1st	.364	4th
Blocked Shots	5.7	2nd	5.7	34th
Assists	17.6	2nd	17.6	10th
3-PT FG Defense	.278	2nd	.278	11th
Rebounding Margin	+9.9	2nd	+9.9	8th
Field Goal %	.475	4th	.475	54th
Assist/TO Ratio	1.5	4th	1.5	22nd
3-Pt. Field Goal %	.382	4th	---	---
Steals	7.4	4th	---	---
Scoring Defense	65.7	6th	---	---
Turnover Margin	+2.1	7th	---	---
Free Throw %	.720	7th	---	---
3-Pt. FG Per Game	6.0	10th	---	---

Category	Player	All Games		NCAA	
		Stat	Rank	Stat	Rank
FG%	Aaron White	.652	2nd	.652	14th
	Jarrod Uthoff	.568	5th	---	---
Blk. Shots	Gabriel Olaseni	1.6	7th	---	---
	Jarrod Uthoff	1.4	10th	---	---
	Melsahn Basabe	1.0	12th	---	---
Rebounding	Aaron White	6.6	10th	---	---
	Melsahn Basabe	6.6	10th	---	---
	Jarrod Uthoff	6.1	14th	---	---
Scoring	Roy Devyn Marble	16.0	9th	---	---
	Aaron White	13.4	17th	---	---
Assists	Mike Gesell	3.8	10th	---	---
	Roy Devyn Marble	3.4	12th	---	---
Steals	Roy Devyn Marble	2.2	2nd	2.1	37th
Ast/TO Ratio	Mike Gesell	3.5	1st	3.5	9th
	Roy Devyn Marble	2.5	3rd	---	---
FT%	Aaron White	.846	6th	---	---
	Jarrod Uthoff	.836	7th	---	---

IOWA FASTBREAKS

- Iowa and Michigan State are the only Big Ten team this season to have four different players post a double-double.
- Iowa finished its nonconference schedule 11-2 for the second straight season.
- Iowa had three players (Basabe, Uthoff and Olaseni) post double-doubles in its victory over Fairleigh Dickinson. It marked the first time in 20 years three Hawkeyes recorded double-doubles, in the same game, in points and rebounds.
- Iowa has had four players score in double figures in 10-of-16 games this season.
- The Hawkeyes have out-rebounded 13 of their 16 opponents.
- Iowa is 28-4 when scoring 80 points or more, the last four seasons. The Hawkeyes are 38-1 when holding opponents to fewer than 61 points, the last four seasons.
- Iowa's average starting lineup height is 6-foot-6. The Hawkeye lineup consists of two sophomores, one junior, and two seniors.
- Zach McCabe and Roy Devyn Marble were named to the Battle 4 Atlantis all-tournament team.
- Iowa has scored 82-plus points in all but three games this season (77 against Xavier; 71 at Wisconsin; 67 versus Nebraska).
- Iowa has been credited with 20 or more assists six times this season. The Hawkeyes rank 10th nationally in assists (17.6).

- Jarrod Uthoff is averaging 10.3 points, 6.1 rebounds, and 1.3 blocks off the bench. The sophomore has reached double digits in nine games. The native of Cedar Rapids, Iowa, ranks fifth in the Big Ten in overall field goal percentage (.568) and is 14th in rebounding (6.1).

- Iowa scored 80-plus points in each of its first five games for the fourth time in school history (also 1986-87, 1994-95 & 1997-98).
- Iowa has made (352) more free throws than its opponents have attempted (325).

- Iowa played overtime games two days apart (Xavier and Villanova) for the third time in program history. The Hawkeyes played five extra minutes against Maryland (Dec. 25, 1984) and Cornell (Dec. 27, 1984), and Michigan (Jan. 9, 1992) and Illinois (Jan. 11, 1992).

- Iowa's overtime win over Xavier marked its first overtime victory since March 7, 2009 (versus Penn State -- double overtime).

- Iowa's win over UTEP was the team's seventh consecutive to start the season. The last time an Iowa team won seven straight to start a year was 2000-01; that team won its first nine.

- Iowa's 249 points and 19.0 assists average, in three games, are a Battle 4 Atlantis tournament records.

- The Hawkeyes erupted for 100-plus points for consecutive contests (Maryland-Eastern Shore and Abilene Christian) for the first time since the beginning of the 1997-98 campaign where Iowa topped the century mark three straight games (105 vs. Chicago State; 112 vs. North Texas; 101 vs. Long Island).

- Aaron White is the first Hawkeye since Jared Reiner (2002-03) to score at least 20 points and grab 15 or more rebounds in a game. White had 20 points and 15 rebounds in Iowa's win over Nebraska-Omaha.

- In Iowa's season opener, Jarrod Uthoff (14 points, seven rebounds, four blocks) became only the second Big Ten player since the 1996-97 season to register 14-plus points, seven-plus rebounds and four-plus blocks in his first career game (Ohio State's Greg Oden, 2006-07).

- The Hawkeyes blocked 12 shots versus UNC Wilmington, one shy of the school record of 13 set last year vs. Illinois. Junior Gabriel Olaseni rejected five shots, all in the first half.

- Iowa's five turnovers against Abilene Christian are its fewest in a game since five against Boise State on Dec. 22, 2011.

- Fran McCaffery has guided Iowa to win improvements in each of his first three seasons, going from 11 wins, to 18, to 25 last year. McCaffery's highest win total as a head coach is when he coached Siena to back-to-back 27-win seasons in 2009 and 2010.

- Roy Devyn Marble and Aaron White have each increased their scoring output each season in an Iowa uniform. Marble averaged 5.7 points as a freshman, to 11.5 his sophomore campaign and 15.0 points last season as a junior. White averaged 11.1 points as a rookie and 12.8 points last year as a sophomore.

- Darius Stokes earned a scholarship after being a walk-on the last three years. The Cedar Rapids, Iowa, native is a redshirt junior.

- Okey Ukah has been added to the roster as a walk-on. The Iowa City native is a junior.

ATTENDANCE ON THE RISE

Iowa's attendance has increased each season since Fran McCaffery's arrival in Iowa City. The Hawkeyes averaged 11,635 in 16 games in 2011; 11,908 fans in 19 contests in 2012; and 13,625 in 20 games last season. Iowa's attendance boost from 2012 to 2013 ranked as the eighth-largest in the country. Iowa averages 14,679 fans this season.

IOWA'S STATISTICAL COMPARISONS

	All Games	Big Ten	Home Games	Away Games	Iowa Wins	Iowa Losses
Record	13-3	2-1	10-0	3-3	13-0	0-3
Points	86.5	77.0	89.9	80.8	88.3	78.7
Opp. Pts	65.7	66.3	61.0	73.5	61.8	82.7
FG%	.475	.466	.503	.433	.488	.426
FG Def.	.364	.352	.343	.404	.350	.429
3-PT%	.382	.433	.413	.343	.385	.373
3-pt. Def.	.278	.313	.231	.349	.250	.390
FT%	.720	.660	.726	.706	.727	.672
REB	45.1	41.7	45.7	44.2	45.8	42.3
AST	17.6	14.0	18.4	16.2	18.0	15.7
TO	12.0	13.3	13.2	10.0	11.8	12.7
STL	7.4	7.7	8.4	5.7	7.5	7.0
BLK	5.7	6.3	6.1	5.0	6.1	4.0

HAWKEYES FINISH RUNNERS-UP AT BATTLE 4 ATLANTIS

Iowa won its first two games over Xavier (77-74 in overtime) and UTEP (89-53) before being edged by Villanova in the championship game (88-83 in overtime) at the Battle 4 Atlantis holiday tournament held at Paradise Island in the Bahamas.

The Hawkeyes rallied from a 15-point deficit in their first contest against Xavier to win, but surrendered a 15-point first-half advantage to Villanova in the championship. Both contests went to overtime. Iowa cruised to a 36-point victory over UTEP in the semifinals.

Seniors Roy Devyn Marble and Zach McCabe were honored on the all-tournament team. Marble led all scorers averaging 20.3 points, while also averaging 4.7 rebounds and 4.3 assists in the three games. His 61 points in the three contests tie the tournament record with Minnesota's Andre Hollins (2012), while his 24 points against Villanova are the most by a player in a Battle 4 Atlantis championship game. McCabe averaged 13 points, shooting 50 percent from the field (14-of-28) and 3-point territory (8-of-16).

WORLD TRAVELERS

Iowa traveled to France and the United Kingdom in August to compete in six exhibition games. The Hawkeyes posted a 5-1 record against professional teams, boasting a +22.0 scoring margin.

Aaron White led the team, averaging 13.6 points, followed by Peter Jok (13.3), Melsahn Basabe (12.6) and Roy Devyn Marble (11.2).

Prior to traveling with his teammates to Europe in August, White also competed for Team USA at the World University Games in Russia in July. The Hawkeye junior played in five countries in five months: Russia (July), England (August), France (August), United States (November), and Bahamas (November).

HAWKEYEBASKETBALL.COM

Check out the Iowa basketball team's website, HawkeyeBasketball.com, devoted to everything on-and-off-the-court surrounding the program.

HawkeyeBasketball.com, allows fans a chance to go behind the scenes with the Hawkeye basketball program on and off the court. The site is complete with exclusive videos, photo galleries and content featuring the basketball program.

HawkeyeBasketball.com will be updated throughout the year with exclusive videos, including and game highlights, along with news stories and other content.

IOWA HEADSHOTS AVAILABLE ONLINE

Up-to-date head shots of all Iowa players and coaches are available on the internet at pics.hawkeyesports.com. Contact the Iowa Athletic Communications office if you are in need of additional photos.

ON THE HORIZON

Iowa will be idle next week before returning to the hardwood on Sunday, Jan. 19, when it entertains Minnesota at noon (CT).

Last 3 Games Statistics

#	Player	gp-gs	min	avg	Total		3-Point		F-Throw		Rebounds				pf	dq	a	to	blk	stl	pts	avg
					fg-fga	fg%	3fg-fga	3fg%	ft-fa	ft%	off	def	tot	avg								
04	Marble, Roy Devyn	3-3	91	30.3	19-43	.442	7-9	.778	12-19	.632	5	8	13	4.3	10	0	9	5	0	7	57	19.0
30	White, Aaron	3-3	98	32.7	12-22	.545	1-3	.333	18-22	.818	4	21	25	8.3	3	0	7	6	2	3	43	14.3
10	Gesell, Mike	3-3	73	24.3	8-22	.364	2-7	.286	7-13	.538	1	5	6	2.0	3	0	16	6	1	7	25	8.3
20	Uthoff, Jarrod	3-0	57	19.0	8-13	.615	1-2	.500	7-9	.778	2	8	10	3.3	4	0	2	3	4	1	24	8.0
01	Basabe, Melsahn	3-3	65	21.7	7-12	.583	0-0	.000	9-14	.643	6	20	26	8.7	5	0	0	5	6	1	23	7.7
34	Woodbury, Adam	3-3	47	15.7	9-14	.643	0-0	.000	3-4	.750	4	6	10	3.3	7	0	1	5	2	2	21	7.0
15	McCabe, Zach	3-0	43	14.3	6-16	.375	1-5	.200	1-3	.333	2	5	7	2.3	7	0	1	1	0	1	14	4.7
00	Olaseni, Gabriel	3-0	41	13.7	5-9	.556	0-0	.000	3-6	.500	5	9	14	4.7	10	1	1	3	2	0	13	4.3
02	Oglesby, Josh	3-0	39	13.0	2-10	.200	1-4	.250	0-0	.000	1	3	4	1.3	3	0	2	1	1	0	5	1.7
03	Jok, Peter	2-0	11	5.5	0-0	.000	0-0	.000	3-4	.750	0	1	1	0.5	0	0	0	0	0	0	3	1.5
05	Clemmons, Anthony	3-0	33	11.0	0-2	.000	0-0	.000	3-6	.500	0	1	1	0.3	8	0	3	5	0	1	3	1.0
35	Stokes, Darius	1-0	1	1.0	0-0	.000	0-0	.000	0-0	.000	0	0	0	0.0	0	0	0	0	0	0	0	0.0
42	Meyer, Kyle	1-0	1	1.0	0-0	.000	0-0	.000	0-0	.000	0	0	0	0.0	0	0	0	0	1	0	0	0.0
Team											6	2	8									
Total.....		3	600		76-163	.466	13-30	.433	66-100	.660	36	89	125	41.7	60	1	42	40	19	23	231	77.0
Opponents.....		3	600		63-179	.352	20-64	.313	53-78	.679	38	69	107	35.7	78	3	24	37	9	18	199	66.3



**IOWA
HAWKEYES**



**OHIO STATE
BUCKEYES**

2013-14	BIG TEN	AP	USA	RPI
13-3	2-1	20	23	20

2013-14	BIG TEN	AP	USA	RPI
15-1	2-1	3	3	3

#20/23 Iowa at #3/3 Ohio State // GAME 17
Jan. 12, 2014 (Value City Arena; Columbus, Ohio)

Iowa Player Broadcast Notes



0

Gabriel Olaseni • C

	MIN	PTS	REB	BLK	STL	FG%	FT%
SEASON	15.7	6.2	5.2	1.6	0.2	.444	.714
BIG TEN	13.7	4.3	4.7	0.6	0.0	.556	.500
CAREER	10.4	3.2	2.8	1.0	0.2	.481	.694

6-10 • 225 • Jr. • London, England

- averaged 5.5 points & 4.5 rebounds the last 2 contests
- ranks 7th in blocks in the Big Ten, averaging 1.6/game
- posted 2 double-doubles this year (Xavier & FDU)
- grabbed 5 or more rebounds in 11 games off bench
- averaged 5.3 pts & 8.0 blks at Battle 4 Atlantis (3 games)



1

Melsahn Basabe • F

	MIN	PTS	REB	BLK	STL	FG%	FT%
SEASON	18.6	7.6	6.6	1.0	0.4	.548	.617
BIG TEN	21.7	7.7	8.7	2.0	0.3	.583	.643
CAREER	20.5	8.4	5.6	1.1	0.4	.530	.669

6-7 • 220 • Sr. • Glen Cove, N.Y.

- his 676 rebounds are most among Big Ten active players
- scored career point No. 1,000 in last game vs. N'western
- Leads Iowa with 14 career double-doubles
- 138 blocks in his four seasons ranks 4th all-time at Iowa
- shares team lead with 6.6 rbs/game, which is 10th in B1G



2

Josh Oglesby • G

	MIN	PTS	REB	AST	STL	FG%	FT%
SEASON	14.8	4.5	1.5	1.0	0.2	.400	.500
BIG TEN	13.0	1.7	1.3	0.6	0.0	.200	.000
CAREER	17.3	5.3	1.5	1.1	0.3	.338	.742

6-5 • 208 • Jr. • Cedar Rapids, Iowa

- scored in double figures 13 career times -- once this year
- broke bone in his right foot on Nov. 6
- made season debut Dec. 22 vs. Arkansas-Pine Bluff (UAPB)
- Sank first four 3-pt attempts, finished with 13 pts vs. UAPB
- Had 5 pts & 3 rbs in win over Northwestern on Thursday



3

Peter Jok • G

	MIN	PTS	REB	AST	STL	FG%	FT%
SEASON	13.2	6.5	1.5	1.1	0.4	.380	.813
BIG TEN	5.5	1.5	0.5	0.0	0.0	.000	.750
CAREER	13.2	6.5	1.5	1.1	0.4	.380	.813

6-6 • 200 • Fr. • West Des Moines, Iowa

- tallied double figures six times
- ranks 7th in team scoring (6.5) & 4th in 3-pters made (12)
- played in all but one game (at #4 Wisconsin)
- made at least one triple in nine contests
- scored a personal-best 15 points versus Abilene Christian



4

Roy Devyn Marble • G

	MIN	PTS	REB	AST	STL	FG%	FT%
SEASON	26.8	16.0	3.6	3.4	2.2	.417	.644
BIG TEN	30.3	19.0	4.3	3.0	2.3	.442	.632
CAREER	26.7	11.7	3.5	2.8	1.3	.414	.714

6-6 • 200 • Sr. • Iowa City, Iowa

- averages 19 ppg, 4.3 rpg, 3.0 asts 2.3 stls in 3 B1G games
- ranks 14th in Iowa career scoring (1,390)
- scored 30+ pts 3x in career - most of any active B1G player
- scored in double figures a team-best 12 times this year
- Battle 4 Atlantis All-Tournament team (averaged 20.3 ppg)




5

Anthony Clemmons • G

	MIN	PTS	REB	AST	STL	FG%	FT%
SEASON	16.9	4.1	1.6	2.7	0.5	.543	.656
BIG TEN	11.0	1.0	0.3	0.3	0.3	.000	.500
CAREER	16.8	4.3	1.6	2.7	0.5	.409	.702

6-1 • 195 • So. • Lansing, Mich.

- 43 assists to only 20 turnovers through 16 contests
- scored in all but 2 games this season (Wisc & Notre Dame)
- shooting 54% (19-35) from the field in 15 games
- scored a season-high 11 pts & blocked 2 shots vs. Omaha
- equaled career high with 2 triples vs. Pine Bluff (Dec. 22)




10

Mike Gesell • G

	MIN	PTS	REB	AST	STL	FG%	FT%
SEASON	21.3	6.6	2.0	3.8	1.3	.389	.607
BIG TEN	24.3	8.3	2.0	5.3	2.3	.364	.538
CAREER	23.9	8.0	2.4	3.0	1.2	.399	.736

6-1 • 190 • So. • South Sioux City, Neb.

- averaged 9 pts, 6.5 asts and 2.5 stls the last 2 games
- ranks first in the team and 9th in B1G in assists (3.8)
- ranks ninth in the country in assist/turnover margin (3.5)
- scored in every game this season
- tallied double figures four times this season




15

Zach McCabe • F

	MIN	PTS	REB	AST	STL	FG%	FT%
SEASON	16.3	7.6	3.3	0.9	0.4	.418	.733
BIG TEN	14.3	4.7	2.3	0.3	0.3	.375	.333
CAREER	18.4	6.6	3.9	1.0	0.7	.411	.761

6-7 • 235 • Sr. • Sioux City, Iowa

- ranks 4th in team scoring (7.6)
- tallied double figures in eight games this season
- scored 14 pts twice at Battle 4 Atlantis (Villanova/UTEP)
- Battle 4 Atlantis All-Tournament team (averaged 13.0 ppg)
- shooting 38.6% (17-44) from 3-point range this season




20

Jarrod Uthoff • F

	MIN	PTS	REB	AST	BLK	FG%	FT%
SEASON	20.5	10.3	6.1	0.9	1.3	.568	.836
BIG TEN	19.0	8.0	3.3	0.6	1.3	.615	.778
CAREER	20.5	10.3	6.1	0.9	1.3	.568	.836

6-9 • 208 • So. • Cedar Rapids, Iowa

- 3rd in team rebounds (6.1) and scoring (10.3); 2nd in blks (1.3)
- ranks 5th in the B1G in FG% (.568) and 7th in FT% (.836)
- 2 double-doubles this year (FDU and UMES)
- Scored all 11 points in second half vs. Nebraska (Dec. 31)
- poured in career-high 19 points versus Penn (11/22)




30

Aaron White • F

	MIN	PTS	REB	BLK	AST	FG%	FT%
SEASON	25.2	13.4	6.6	0.5	2.2	.652	.846
BIG TEN	32.7	14.3	8.3	0.6	2.3	.545	.818
CAREER	26.4	12.3	6.1	0.6	1.3	.512	.749

6-9 • 220 • Jr. • Strongsville, Ohio

- 18 pts (10-10 FT) & 10 rbs in last game vs. Northwestern
- scored career point No. 1,000 against Notre Dame (Dec. 3)
- ranks 2nd in B1G in FG% and 14th nationally (.652)
- ranks 2nd in team scoring (13.4) and 1st in rebounding (6.6)
- 11 career double-doubles



34

Adam Woodbury • C

	MIN	PTS	REB	AST	BLK	FG%	FT%
SEASON	16.4	5.9	4.1	1.1	0.4	.521	.724
BIG TEN	15.7	7.0	3.3	0.3	0.6	.643	.750
CAREER	16.5	5.2	4.6	0.7	0.6	.498	.588

7-1 • 240 • So. • Sioux City, Iowa

- averaged 7 pts and 4.2 rbs the last nine outings
- scored 10 pts twice this year (N'western & Pine Bluff)
- Grabbed a career-high 11 rebounds at Iowa State (Dec. 13)
- shooting 20% better from the FT line compared to last year
- had 8 points & 4 rebounds in win over Nebraska (Dec. 31)



IOWA HAWKEYE BASKETBALL

Updated Iowa Player Bio

Melsahn Basabe



1

Sr., 6-7, 220, Forward
Glen Cove, N.Y.
St. Mark's

- Became the 42nd player in Iowa history to record 1,000 career points when he surpassed the 1,000-point threshold vs. Northwestern (Jan. 9)
- His 676 rebounds are the most among active Big Ten players
- His 138 career blocks ranks fourth all-time at Iowa
- Two double-doubles this season (FDU & Northwestern) and 14 in his career
- Ranks 10th in Big Ten rebounding (6.6) and 12th in blocked shots (1.0)
- Averaged eight rebounds the last seven games
- Posted double figures five this season
- One of only four Hawkeyes to lead the team in blocks three-straight seasons
- Scored a season-high 12 points vs. Maryland Eastern Shore
- Netted 10 points in win over UTEP
- Collected a career-high three steals vs. Villanova
- Scored a team-high 15 points, while also snagging eight rebounds in win over Drake
- Posted first double-double of the season and 13th of his career in win over FDU (12 points and 11 rebounds)

2013-14 Game-by-Game

Opponent	Date	gs	min	Total		3-Pointers		Free throws		Rebounds				pf	a	t/o	blk	stl	pts	avg	
				fg-fga	pct	3fg-fga	pct	ft-fa	pct	off	def	tot	avg								
UNC WILMINGTON	11/08/13	*	13	4-6	.667	0-0	.000	0-0	.000	1	5	6	6.0	1	0	0	1	0	8	8.0	
NEBRASKA-OMAHA	11/10/13	*	19	2-5	.400	0-0	.000	3-4	.750	2	7	9	7.5	3	1	0	2	1	7	7.5	
MD. EASTERN SHORE	11/14/13	*	20	2-3	.667	0-0	.000	8-12	.667	2	5	7	7.3	0	0	0	0	0	12	9.0	
ABILENE CHRISTIAN	11/17/13	*	13	2-4	.500	0-0	.000	0-0	.000	1	3	4	6.5	0	0	1	0	0	4	7.8	
PENN	11/22/13	*	19	1-5	.200	0-0	.000	3-4	.750	3	3	6	6.4	1	0	0	0	1	5	7.2	
vs Xavier	11/28/13	*	18	2-5	.400	0-0	.000	0-2	.000	2	2	4	6.0	0	0	1	1	0	4	6.7	
vs UTEP	11/29/13	*	19	5-8	.625	0-0	.000	0-0	.000	0	7	7	6.1	0	0	0	1	0	10	7.1	
vs Villanova	11/30/13	*	25	1-6	.167	0-0	.000	0-0	.000	1	5	6	6.1	3	1	1	0	3	2	6.5	
NOTRE DAME	12/03/13	*	12	3-4	.750	0-0	.000	0-0	.000	0	1	1	5.6	1	0	1	1	0	6	6.4	
vs Drake	12/07/13	*	22	7-10	.700	0-0	.000	1-2	.500	2	6	8	5.8	2	0	1	1	0	15	7.3	
FAIRLEIGH DICKINSON	12/09/13	*	16	5-7	.714	0-0	.000	2-4	.500	4	7	11	6.3	3	0	3	2	0	12	7.7	
at Iowa State	12/13/13	*	17	2-4	.500	0-0	.000	0-0	.000	2	4	6	6.3	3	0	2	0	0	4	7.4	
ARKANSAS PINE BLUFF	12/22/13	*	20	3-5	.600	0-0	.000	3-5	.600	2	3	5	6.2	1	0	4	1	1	9	7.5	
NEBRASKA	12/31/13	*	23	2-5	.400	0-0	.000	1-2	.500	1	6	7	6.2	1	0	1	3	1	5	7.4	
at Wisconsin	01/05/14	*	18	0-2	.000	0-0	.000	2-2	1.000	2	7	9	6.4	3	0	2	2	0	2	7.0	
NORTHWESTERN	01/09/14	*	24	5-5	1.000	0-0	.000	6-10	.600	3	7	10	6.6	1	0	2	1	0	16	7.6	
Totals			16	298	46-84	.548	0-0	.000	29-47	.617	28	78	106	6.6	23	2	19	16	7	121	7.6

Games played: 16
Minutes/game: 18.6
Points/game: 7.6
FG Pct: 54.8
FT Pct: 61.7

Rebounds/game: 6.6
Assists/game: 0.1
Turnovers/game: 1.2
Assist/turnover ratio: 0.1
Steals/game: 0.4
Blocks/game: 1.0

- Grabbed a game-high nine boards at #4 Wisconsin
- Recorded his second double-double of the year in home win over Northwestern, scoring a season-high 16 points to along with 10 rebounds

Personal Bests

Points: 25 at Michigan, 1/30/11
Rebounds: 14 vs. Iowa State, 12/10/10
FGM: 9 at Michigan, 1/30/11
FGA: 14 vs. Iowa State, 12/10/10
FTM: 8, 3x, last vs. Penn State, 1/31/13
FTA: 11 vs. Ohio State, 1/4/11
Assists: 2, 4x, last vs. A&M-CC, 12/1/12
Steals: 3 vs. Villanova, 11/30/13
Blocks: 7 vs. Iowa State, 12/10/10
Minutes: 37 vs. Wisconsin, 2/9/11

CAREER STATISTICS

YEAR	G/GS	FG-A	PCT	3-PT	PCT	FT-A	PCT	RB	AVG	PF-FO	AS	TO	BK	ST	PTS	AVG
Fresh.	31/31	131-229	.572	0-0	.000	80-112	.714	210	6.8	83-2	9	65	41	12	342	11.0
Soph.	35/21	109-208	.524	0-0	.000	69-105	.657	168	4.8	71-1	11	45	36	18	287	8.2
Junior	38/18	99-206	.481	0-1	.000	61-93	.656	192	5.1	62-0	18	37	45	16	259	6.9
Senior	16/16	46-84	.548	0-0	.000	29-47	.617	106	6.6	23-0	2	19	16	7	121	7.6
TOTALS	120/86	385-727	.530	0-1	.000	239-357	.669	676	5.6	239-4	40	166	138	53	1009	8.4



IOWA HAWKEYE BASKETBALL

Updated Iowa Player Bio

Anthony Clemmons



5

So., 6-1, 195, Guard
Lansing, Mich.
Sexton HS

- Scored in all but two games this season
- Averaged 4.7 assists at Battle 4 Atlantis
- Shooting 54 percent (19-35) from the field
- Blocked a career-high two shots, while also scoring a season-high 11 points in win over Nebraska-Omaha
- Scored six points or more in 6-of-8 games, including a season-high 11 against Nebraska-Omaha
- Tied for the team lead in assists (3) in victory over Penn
- His four rebounds and 29 minutes in overtime win over Xavier tied career highs
- Equalled a career high with two 3-pointers in win over Arkansas-Pine Bluff

Personal Bests

Points: 14 vs. Iowa State, 12/7/12
Rebounds: 4, 4x, last vs. Xavier, 11/29/13
FGM: 5 vs. Iowa State, 12/7/12
FGA: 8 vs. Iowa State, 12/7/12
3-pt FG: 2, 4x, last vs. Ark.-Pine Bluff, 12/22/13
3-pt FGA: 4, 3x, last at Ohio State, 1/22/13
FTM: 5 vs. Penn State, 1/31/13
FTA: 6 vs. 2x, last at Penn, 11/22/13
Assists: 9 vs. Coppin State, 12/22/12
Steals: 3, 3x, last vs. Michigan State, 3/15/13
Blocks: 2, vs. Nebraska-Omaha, 11/10/13
Minutes: 29, 2x, last vs. Xavier, 11/2/13

2013-14 Game-by-Game

Opponent	Date	gs	min	Total		3-Pointers		Free throws		Rebounds				pf	a	t/o	blk	stl	pts	avg
				fg-fga	pct	3fg-fga	pct	ft-fa	pct	off	def	tot	avg							
UNC WILMINGTON	11/08/13	20	2-3	.667	0-0	.000	2-4	.500	0	3	3	3.0	0	5	1	1	1	1	6	6.0
NEBRASKA-OMAHA	11/10/13	25	4-5	.800	1-2	.500	2-3	.667	1	1	2	2.5	0	1	3	2	1	11	8.5	
MD. EASTERN SHORE	11/14/13	13	1-1	1.000	0-0	.000	0-0	.000	0	3	3	2.7	2	4	0	0	1	2	6.3	
ABILENE CHRISTIAN	11/17/13	17	2-3	.667	0-0	.000	3-3	1.000	0	3	3	2.8	0	3	0	0	1	7	6.5	
PENN	11/22/13	17	1-3	.333	1-2	.500	4-6	.667	0	0	0	2.2	1	3	2	0	1	7	6.6	
vs Xavier	11/28/13	29	0-1	.000	0-0	.000	3-5	.600	0	3	3	2.3	2	7	2	0	1	3	6.0	
vs UTEP	11/29/13	15	2-2	1.000	1-1	1.000	1-2	.500	0	4	4	2.6	1	4	0	0	1	6	6.0	
vs Villanova	11/30/13	25	2-3	.667	1-2	.500	1-1	1.000	0	2	2	2.5	4	3	2	0	0	6	6.0	
NOTRE DAME	12/03/13	19	0-3	.000	0-1	.000	0-0	.000	1	1	2	2.4	1	2	1	0	0	0	5.3	
vs Drake	12/07/13	14	0-1	.000	0-1	.000	2-2	1.000	0	0	0	2.2	0	2	1	0	0	2	5.0	
FAIRLEIGH DICKINSON	12/09/13	10	2-3	.667	0-0	.000	0-0	.000	1	1	2	2.2	3	1	0	0	0	4	4.9	
at Iowa State	12/13/13	14	1-2	.500	0-1	.000	0-0	.000	0	0	0	2.0	1	3	1	0	0	2	4.7	
ARKANSAS PINE BLUFF	12/22/13	19	2-3	.667	2-3	.667	0-0	.000	0	1	1	1.9	1	2	2	1	0	6	4.8	
NEBRASKA	12/31/13	15	0-0	.000	0-0	.000	2-4	.500	0	1	1	1.9	4	1	2	0	0	2	4.6	
at Wisconsin	01/05/14	9	0-1	.000	0-0	.000	0-0	.000	0	0	0	1.7	3	1	1	0	0	0	4.3	
NORTHWESTERN	01/09/14	9	0-1	.000	0-0	.000	1-2	.500	0	0	0	1.6	1	1	2	0	1	1	4.1	
Totals		0	270	19-35	.543	6-13	.462	21-32	.656	3	23	26	1.6	24	43	20	4	8	65	4.1

Games played: 16
 Minutes/game: 16.9
 Points/game: 4.1
 FG Pct: 54.3
 3FG Pct: 46.2
 FT Pct: 65.6

Rebounds/game: 1.6
 Assists/game: 2.7
 Turnovers/game: 1.3
 Assist/turnover ratio: 2.2
 Steals/game: 0.5
 Blocks/game: 0.3

CAREER STATISTICS

YEAR	G/GS	FG-A	PCT	3-PT	PCT	FT-A	PCT	RB	AVG	PF-FO	AS	TO	BK	ST	PTS	AVG
Fresh.	38/13	55-146	.377	17-47	.362	38-52	.731	62	1.6	68-1	105	63	8	21	165	4.3
Soph.	16/0	19-35	.543	6-13	.462	21-32	.656	26	1.6	24-0	43	20	4	8	65	4.1
TOTALS	54/13	74-181	.409	23-60	.383	59-84	.702	88	1.6	92-1	148	83	12	29	230	4.3



IOWA HAWKEYE BASKETBALL

Updated Iowa Player Bio

Kyle Denning



13

Jr., 6-1, 160, Guard
Cedar Falls, Iowa
Northern University HS

- Non-scholarship athlete
- Saw action in 24 career games, including eight this season
- Scored a single-season-high 10 points through six games this season
- Made one basket in all 5-of-7 games played this year
- Drained a 3-pointer in wins over UNC Wilmington and Maryland-Eastern Shore
- Played a career-high eight minutes against Maryland Eastern Shore and Abilene Christian
- Tallied two points and had a rebound in victory over Penn
- Scored two points in win over FDU
- Netted two points and had an assist in win over Arkansas-Pine Bluff

Personal Bests

Points: 6 vs. SC State, 12/19/12
Rebounds: 1, 5x, last vs. Penn, 11/22/13
FGM: 2 vs. SC State, 12/19/12
FGA: 4 vs. ACU, 11/17/13
3-pt FG: 2 vs. SC State, 12/19/12
3-pt FGA: 3, 2x, last vs. ACU, 11/17/13
FTM: 2 vs. Chicago State, 11/11/11
FTA: 2 vs. Chicago State, 11/11/11
Assists: 2 vs. 2x, last vs. ACU, 11/17/13
Steals: 1 vs. 2x, last vs. ACU, 11/17/13
Blocks: - - -
Minutes: 8, 2x, last vs. ACU, 11/17/13

2013-14 Game-by-Game

Opponent	Date	gs	min	Total		3-Pointers		Free throws		Rebounds				pf	a	t/o	blk	stl	pts	avg
				fg-fga	pct	3fg-fga	pct	ft-fga	pct	off	def	tot	avg							
UNC WILMINGTON	11/08/13	6	1-1	1.000	1-1	1.000	0-0	.000	0-0	0	1	1	1.0	0	0	0	0	0	3	3.0
MD. EASTERN SHORE	11/14/13	8	1-2	.500	1-2	.500	0-0	.000	0-0	0	1	1	1.0	1	1	0	0	0	3	3.0
ABILENE CHRISTIAN	11/17/13	8	1-4	.250	0-3	.000	0-0	.000	0-0	0	0	0	0.7	0	2	0	0	1	2	2.7
PENN	11/22/13	5	1-1	1.000	0-0	.000	0-0	.000	0-0	0	1	1	0.8	0	0	0	0	0	2	2.5
vs UTEP	11/29/13	3	0-0	.000	0-0	.000	0-0	.000	0-0	0	0	0	0.6	0	0	0	0	0	0	2.0
vs Drake	12/07/13	1	0-0	.000	0-0	.000	0-0	.000	0-0	0	0	0	0.5	0	0	0	0	0	0	1.7
FAIRLEIGH DICKINSON	12/09/13	5	1-2	.500	0-1	.000	0-0	.000	0-0	0	0	0	0.4	0	0	0	0	0	2	1.7
ARKANSAS PINE BLUFF	12/22/13	5	1-1	1.000	0-0	.000	0-0	.000	0-0	0	0	0	0.4	0	1	1	0	0	2	1.8
Totals		0	41	6-11	.545	2-7	.286	0-0	.000	0	3	3	0.4	1	4	1	0	1	14	1.8

Games played: 8
 Minutes/game: 5.1
 Points/game: 1.8
 FG Pct: 54.5
 3FG Pct: 28.6

Rebounds/game: 0.4
 Assists/game: 0.5
 Turnovers/game: 0.1
 Assist/turnover ratio: 4.0
 Steals/game: 0.1

CAREER STATISTICS

YEAR	G/GS	FG-A	PCT	3-PT	PCT	FT-A	PCT	RB	AVG	PF-FO	AS	TO	BK	ST	PTS	AVG
Fresh.	4/0	1-2	.500	0-1	.000	2-2	1.000	1	0.3	0-0	0	1	0	0	4	1.0
Soph.	12/0	2-4	.500	2-4	.500	0-0	.000	1	0.1	1-0	3	2	0	1	6	0.5
Junior	8/0	6-11	.545	2-7	.286	0-0	.000	3	0.4	1-0	4	1	0	1	14	1.8
TOTALS	24/0	9-17	.529	4-12	.333	2-2	1.000	5	0.2	2-0	7	4	0	2	24	1.0



IOWA HAWKEYE BASKETBALL

Updated Iowa Player Bio

Mike Gesell



10

So., 6-1, 190, Guard
South Sioux City, Neb.
South Sioux City HS

- Ranks ninth in the country in assist-to-turnover ratio (3.5)
- Averaged nine points, 6.5 assists and 2.5 steals the last two contests
- Ranks first on the team and ninth in the Big Ten in assists (3.8)
- Averaged eight points the last five games
- Only Iowa freshmen to post 295+ points, 85+ rebounds and 85+ assists in a season (2012-13)
- Shifted back to point guard after starting the first two games this season at the off-guard spot
- Scored in double figures 17 career times, including scoring in double figures four times this season
- Credited with five assists or more six times this season, including the last two contests
- Drained two triples in five games
- Tallied eight points in win over Maryland Eastern Shore
- Reached double figures for the first time this season, scoring 10 in victory over Penn

2013-14 Game-by-Game

Opponent	Date	gs	min	Total		3-Pointers		Free throws		Rebounds				pf	a	t/o	blk	stl	pts	avg	
				fg-fga	pct	3fg-fga	pct	ft-fa	pct	off	def	tot	avg								
UNC WILMINGTON	11/08/13	*	15	1-3	.333	0-1	.000	1-2	.500	0	0	0	0.0	0	3	0	0	2	3	3.0	
NEBRASKA-OMAHA	11/10/13	*	14	0-0	.000	0-0	.000	1-2	.500	0	1	1	0.5	0	1	2	0	0	1	2.0	
MD. EASTERN SHORE	11/14/13	*	17	3-5	.600	2-3	.667	0-0	.000	0	1	1	0.7	4	7	1	0	0	8	4.0	
ABILENE CHRISTIAN	11/17/13	*	21	1-6	.167	1-4	.250	0-0	.000	1	2	3	1.3	0	3	0	0	2	3	3.8	
PENN	11/22/13	*	21	4-10	.400	2-6	.333	0-0	.000	0	0	0	1.0	2	2	0	0	2	10	5.0	
vs Xavier	11/28/13	*	27	3-11	.273	1-3	.333	0-0	.000	0	2	2	1.2	3	2	0	0	0	7	5.3	
vs UTEP	11/29/13	*	24	2-5	.400	1-2	.500	0-0	.000	0	3	3	1.4	1	7	1	0	1	5	5.3	
vs Villanova	11/30/13	*	29	4-7	.571	2-3	.667	0-0	.000	0	0	0	1.3	5	3	0	1	2	10	5.9	
NOTRE DAME	12/03/13	*	22	3-6	.500	2-3	.667	2-2	1.000	1	4	5	1.7	2	2	2	0	2	10	6.3	
vs Drake	12/07/13	*	16	1-4	.250	0-1	.000	0-0	.000	0	3	3	1.8	3	2	1	0	0	2	5.9	
FAIRLEIGH DICKINSON	12/09/13	*	21	1-5	.200	0-1	.000	4-4	1.000	0	2	2	1.8	1	5	1	0	2	6	5.9	
at Iowa State	12/13/13	*	26	4-8	.500	1-3	.333	2-5	.400	1	1	2	1.8	3	6	0	0	0	11	6.3	
ARKANSAS PINE BLUFF	12/22/13	*	14	2-3	.667	0-1	.000	0-0	.000	1	3	4	2.0	1	1	3	0	1	4	6.2	
NEBRASKA	12/31/13	*	19	2-5	.400	0-1	.000	3-6	.500	0	1	1	1.9	1	3	4	0	2	7	6.2	
at Wisconsin	01/05/14	*	29	3-12	.250	0-3	.000	3-5	.600	1	2	3	2.0	1	7	1	0	3	9	6.4	
NORTHWESTERN	01/09/14	*	25	3-5	.600	2-3	.667	1-2	.500	0	2	2	2.0	1	6	1	1	2	9	6.6	
Totals			16	340	37-95	.389	14-38	.368	17-28	.607	5	27	32	2.0	28	60	17	2	21	105	6.6

Games played: 16
 Minutes/game: 21.3
 Points/game: 6.6
 FG Pct: 38.9
 3FG Pct: 36.8
 FT Pct: 60.7

Rebounds/game: 2.0
 Assists/game: 3.8
 Turnovers/game: 1.1
 Assist/turnover ratio: 3.5
 Steals/game: 1.3
 Blocks/game: 0.1

- Scored 10 points in back-to-back games against Villanova and Notre Dame
- Registered 11 points, and six assists and no turnovers at #16 Iowa State
- Posted game highs in assists (7) and steals (3) to go along with nine points at #4 Wisconsin
- Tallied nine points, six assists and two steals in home win over Northwestern

Personal Bests

Points: 23 vs. UNI, 12/15/12
Rebounds: 6, 2x, last at Minnesota, 2/3/13
FGM: 7 vs. Western Kentucky, 11/20/12
FGA: 15 at Wisconsin, 2/6/13
3-pt FG: 4 vs. UNI, 12/15/12
3-pt FGA: 6, 2x, last vs. UNI, 12/15/12
FTM: 7 vs. UNI, 12/15/12
FTA: 9 vs. UNI, 12/15/12
Assists: 8 vs. SC State, 12/19/12
Steals: 4 vs. Minnesota, 2/17/13
Blocks: 1, 11x, last vs. Villanova, 11/30/13
Minutes: 42 at Wisconsin, 2/6/13

CAREER STATISTICS

YEAR	G/GS	FG-A	PCT	3-PT	PCT	FT-A	PCT	RB	AVG	PF-FO	AS	TO	BK	ST	PTS	AVG
Fresh.	34/30	106-263	.403	33-104	.317	50-63	.794	88	2.6	63-0	89	59	10	40	295	8.7
Soph.	16/16	37-95	.389	14-38	.368	17-28	.607	32	2.0	28-1	60	17	2	21	105	6.6
TOTALS	50/46	143-358	.399	47-142	.331	67-91	.736	120	2.4	91-1	149	76	12	61	400	8.0



IOWA HAWKEYE BASKETBALL

Updated Iowa Player Bio

Peter Jok



3

F., 6-6, 200, Guard
West Des Moines, Iowa
Valley HS

- Played in 15 games, scoring in double figures six times
- Ranks seventh in team scoring (6.5)
- Missed only six free throws (26-of-32)
- Scored 11 points and snagged a personal-best five rebounds in win over UNC Wilmington
- Netted a personal-best 15 points, bolstered by 3-5 shooting from 3-point range, in win over Abilene Christian
- Scored 14 points, shooting 2-of-4 from 3-point range in win over UTEP
- Tallied 14 points and grabbed a personal-best seven rebounds in win over Drake
- Dished out a personal-best four assists to go along with 11 points in win over FDU
- Equaled a personal best with four assists in win over Arkansas-Pine Bluff

Personal Bests

Points: 15 vs. ACU, 11/17/13
Rebounds: 7 vs. Drake, 12/7/13
FGM: 6 vs. ACU, 11/17/13
FGA: 13 vs. UNC Wilmington, 11/8/13
3-pt FG: 3 vs. ACU, 11/17/13
3-pt FGA: 5, 2x, last vs. ACU, 11/17/13
FTM: 4, UTEP, 11/29/13
FTA: 5 vs. UTEP, 11/29/13
Assists: 4, 2x, last vs. Ark.-Pine Bluff, 12/22/13
Steals: 2 vs. ACU, 11/17/13
Blocks: 1, 2x, last vs. Xavier, 11/25/13
Minutes: 24, 2x, last vs. FDU, 12/9/13

2013-14 Game-by-Game

Opponent	Date	gs	min	Total		3-Pointers		Free throws		Rebounds				pf	a	t/o	blk	stl	pts	avg
				fg-fga	pct	3fg-fga	pct	ft-fa	pct	off	def	tot	avg							
UNC WILMINGTON	11/08/13	20	5-13	.385	1-5	.200	0-0	.000	2	3	5	5.0	0	1	1	0	0	11	11.0	
NEBRASKA-OMAHA	11/10/13	9	1-6	.167	1-3	.333	0-0	.000	0	0	0	2.5	1	1	0	0	0	3	7.0	
MD. EASTERN SHORE	11/14/13	24	1-5	.200	0-1	.000	8-8	1.000	0	2	2	2.3	2	2	3	0	1	10	8.0	
ABILENE CHRISTIAN	11/17/13	20	6-8	.750	3-5	.600	0-1	.000	0	0	0	1.8	2	3	0	1	2	15	9.8	
PENN	11/22/13	14	2-4	.500	1-2	.500	3-4	.750	0	1	1	1.6	2	0	0	0	0	8	9.4	
vs Xavier	11/28/13	9	0-2	.000	0-2	.000	0-0	.000	0	1	1	1.5	0	0	1	1	0	0	7.8	
vs UTEP	11/29/13	17	4-9	.444	2-4	.500	4-5	.800	0	0	0	1.3	3	1	1	0	0	14	8.7	
vs Villanova	11/30/13	5	1-6	.167	1-4	.250	0-0	.000	0	1	1	1.3	0	0	0	0	0	3	8.0	
NOTRE DAME	12/03/13	3	1-3	.333	1-2	.500	0-0	.000	0	0	0	1.1	1	0	0	0	0	3	7.4	
vs Drake	12/07/13	20	5-12	.417	1-5	.200	3-4	.750	3	4	7	1.7	1	1	0	0	1	14	8.1	
FAIRLEIGH DICKINSON	12/09/13	24	4-7	.571	1-2	.500	2-2	1.000	0	2	2	1.7	0	4	0	0	1	11	8.4	
at Iowa State	12/13/13	8	0-2	.000	0-2	.000	2-2	1.000	0	0	0	1.6	0	0	2	0	0	2	7.8	
ARKANSAS PINE BLUFF	12/22/13	14	0-2	.000	0-1	.000	1-2	.500	0	3	3	1.7	0	4	4	0	1	1	7.3	
NEBRASKA	12/31/13	4	0-0	.000	0-0	.000	1-2	.500	0	0	0	1.6	0	0	0	0	0	1	6.9	
NORTHWESTERN	01/09/14	7	0-0	.000	0-0	.000	2-2	1.000	0	1	1	1.5	0	0	0	0	0	2	6.5	
Totals		0	198	30-79	.380	12-38	.316	26-32	.813	5	18	23	1.5	12	17	12	2	6	98	6.5

Games played: 15
 Minutes/game: 13.2
 Points/game: 6.5
 FG Pct: 38.0
 3FG Pct: 31.6
 FT Pct: 81.3

Rebounds/game: 1.5
 Assists/game: 1.1
 Turnovers/game: 0.8
 Assist/turnover ratio: 1.4
 Steals/game: 0.4
 Blocks/game: 0.1

CAREER STATISTICS

YEAR	G/GS	FG-A	PCT	3-PT	PCT	FT-A	PCT	RB	AVG	PF-FO	AS	TO	BK	ST	PTS	AVG
Fresh.	15/0	30-79	.380	12-38	.316	26-32	.813	23	1.5	12-0	17	12	2	6	98	6.5



IOWA HAWKEYE BASKETBALL

Updated Iowa Player Bio

Roy Devyn Marble



4

Sr., 6-6, 200, Guard
Southfield, Mich.
Lathrup HS

- Team co-captain
- Averaged 19 points, 4.3 rebounds, 3.0 assists and 2.3 steals in three Big Ten games
- Ranks 14th in Iowa career scoring and is the only Big Ten father/son duo to amass 1,000+ career points
- Only Hawkeye to amass 1,100+ points, 350+ rebounds and 275+ assists as a junior
- Only the second Hawkeye to amass 1,350+ points, 300+ assists and 400+ rebounds
- Has scored 27 points or more seven times in his career, including at #4 Wisconsin last Sunday
- Scored 24 or more points in four games this season
- Averaged 20.3 points, 4.7 rebounds and 4.2 assists in Battle 4 Atlantis
- Ranks second in the Big Ten in steals (2.2), third in assist-to-turnover ratio (2.5), ninth in scoring (16.0), and 12th in assists (3.4)
- Poured in a game-high 27 points in only 20 minutes of action in win over Abilene Christian
- Scored in double figures in 12-of-16 games and 68 times in his career
- Collected a career-high six steals, while also scoring 13 points and dishing out three assists in victory over Penn
- Scored a season-high 30 points and drained four 3-pointers in win over Xavier
- Netted a game-high 24 points and grabbed five rebounds against Villanova

2013-14 Game-by-Game

Opponent	Date	gs	min	Total		3-Pointers		Free throws		Rebounds				pf	a	t/o	blk	stl	pts	avg	
				fg-fga	pct	3fg-fga	pct	ft-fa	pct	off	def	tot	avg								
UNC WILMINGTON	11/08/13	*	20	3-5	.600	1-3	.333	1-2	.500	1	1	2	2.0	0	5	2	0	3	8	8.0	
NEBRASKA-OMAHA	11/10/13	*	33	2-13	.154	0-5	.000	11-14	.786	1	4	5	3.5	2	4	1	0	2	15	11.5	
MD. EASTERN SHORE	11/14/13	*	18	3-8	.375	1-4	.250	3-4	.750	1	1	2	3.0	0	5	0	0	4	10	11.0	
ABILENE CHRISTIAN	11/17/13	*	20	9-13	.692	3-6	.500	6-6	1.000	0	3	3	3.0	0	2	1	0	1	27	15.0	
PENN	11/22/13	*	26	4-13	.308	1-5	.200	4-7	.571	1	1	2	2.8	1	3	2	1	6	13	14.6	
vs Xavier	11/28/13	*	32	10-23	.435	4-10	.400	6-11	.545	4	2	6	3.3	2	2	2	0	3	30	17.2	
vs UTEP	11/29/13	*	21	2-6	.333	0-1	.000	3-4	.750	2	1	3	3.3	1	6	0	0	0	7	15.7	
vs Villanova	11/30/13	*	37	8-23	.348	2-7	.286	6-12	.500	1	4	5	3.5	2	5	4	0	2	24	16.8	
NOTRE DAME	12/03/13	*	36	7-14	.500	2-5	.400	1-2	.500	0	3	3	3.4	0	2	1	1	1	17	16.8	
vs Drake	12/07/13	*	29	5-11	.455	0-3	.000	4-6	.667	0	6	6	3.7	1	3	0	0	2	14	16.5	
FAIRLEIGH DICKINSON	12/09/13	*	20	3-9	.333	1-3	.333	0-0	.000	1	2	3	3.6	1	2	2	0	1	7	15.6	
at Iowa State	12/13/13	*	35	6-15	.400	2-4	.500	5-8	.625	0	3	3	3.6	2	6	1	0	2	19	15.9	
ARKANSAS PINE BLUFF	12/22/13	*	10	2-3	.667	1-1	1.000	3-6	.500	0	1	1	3.4	0	1	1	0	1	8	15.3	
NEBRASKA	12/31/13	*	31	4-12	.333	0-1	.000	7-11	.636	4	4	8	3.7	3	2	2	0	0	15	15.3	
at Wisconsin	01/05/14	*	36	10-24	.417	4-5	.800	3-4	.750	1	2	3	3.7	4	1	3	0	3	27	16.1	
NORTHWESTERN	01/09/14	*	24	5-7	.714	3-3	1.000	2-4	.500	0	2	2	3.6	3	6	0	0	4	15	16.0	
Totals			16	428	83-199	.417	25-66	.379	65-101	.644	17	40	57	3.6	22	55	22	2	35	256	16.0

Games played: 16
Minutes/game: 26.8
Points/game: 16.0
FG Pct: 41.7
3FG Pct: 37.9
FT Pct: 64.4

Rebounds/game: 3.6
Assists/game: 3.4
Turnovers/game: 1.4
Assist/turnover ratio: 2.5
Steals/game: 2.2
Blocks/game: 0.1

- Scored 13 straight points in a span of three minutes in the second half in win over Notre Dame, while finishing with 17 points
- Registered 19 points and dished out six assists at #16 Iowa State
- Led team in scoring (15) and rebounding (8) in win over Nebraska
- Netted a game-high 27 points and collected three steals at #4 Wisconsin
- Scored 15 points, dished out six assists and collected a game-high four steals in home win over Northwestern

Personal Bests

Points: 31 at Oregon, 3/18/12
Rebounds: 9 vs. Indiana, 12/31/12
FGM: 10, 2x, last vs. Xavier, 11/28/13
FGA: 24, at Wisconsin, 01/05/14
3-pt FG: 7 at Oregon, 3/18/12
3-pt FGA: 10 vs. Xavier, 11/28/13
FTM: 14 vs. UNI, 12/15/12
FTA: 19 vs. UNI, 12/15/12
Assists: 8 vs. Wisconsin, 2/23/12
Steals: 6 vs. Penn, 11/22/13
Blocks: 3 vs. Boise State, 12/22/11
Minutes: 40, 2x, last vs. C. Mich, 11/12/12

CAREER STATISTICS

YEAR	G/GS	FG-A	PCT	3-PT	PCT	FT-A	PCT	RB	AVG	PF-FO	AS	TO	BK	ST	PTS	AVG
Fresh.	31/6	66-174	.379	11-41	.268	35-66	.530	74	2.4	41-0	41	34	2	21	178	5.7
Soph.	35/27	139-319	.436	22-56	.393	102-141	.723	133	3.8	57-0	126	61	14	53	402	11.5
Junior	37/37	176-430	.409	49-150	.337	153-189	.810	147	4.0	50-0	112	80	10	42	554	15.0
Senior	16/16	83-199	.417	25-66	.379	65-101	.644	57	3.6	22-0	55	22	2	35	256	16.0
TOTALS	119/86	464-1122	.414	107-313	.342	355-497	.714	411	3.5	170-0	334	197	28	151	1390	11.7



IOWA HAWKEYE BASKETBALL

Updated Iowa Player Bio

Zach McCabe



15

Sr., 6-7, 235, Forward
Sioux City, Iowa
Bishop Heelan HS

- Team co-captain
- Scored in double figures eight times this season, and 28 career times
- Ranks fourth in team scoring (7.6)
- Shooting at a 38.6 percent clip from 3-point range (17-of-44)
- Went 14-of-28 from the field, and 8-of-16 from 3-point range in three games at Battle 4 Atlantis
- Averaged 13 points in three games at Battle 4 Atlantis
- Netted a season-high 14 points against UTEP and Villanova
- Grabbed a game-high seven rebounds in win over Arkansas-Pine Bluff
- Had seven points and three rebounds in home win over Northwestern

Personal Bests

Points: 20, 3x, last vs. Dayton, 3/13/12
Rebounds: 10 vs. Minnesota, 2/1/12
FGM: 9, 2x, last vs. Dayton, 3/13/12
FGA: 13, 2x, last at Purdue, 1/17/12
3-pt FG: 4, 2x, last vs. Villanova, 11/30/13
3-pt FGA: 7, 2x, last vs. Villanova, 11/30/13
FTM: 7 vs. Minnesota, 2/17/13
FTA: 7, 3x, last vs. Minnesota, 2/17/13
Assists: 4 vs. Minnesota, 2/1/12
Steals: 4, 2x, last vs. Penn State, 1/31/13
Blocks: 2 at Penn State, 2/16/12
Minutes: 36 at Purdue, 1/17/12

2013-14 Game-by-Game

Opponent	Date	gs	min	Total		3-Pointers		Free throws		Rebounds				pf	a	t/o	blk	stl	pts	avg
				fg-fga	pct	3fg-fga	pct	ft-fa	pct	off	def	tot	avg							
UNC WILMINGTON	11/08/13	19	2-5	.400	0-1	.000	1-2	.500	3	4	7	7.0	0	1	1	0	0	0	5	5.0
NEBRASKA-OMAHA	11/10/13	20	3-6	.500	1-1	1.000	5-6	.833	2	1	3	5.0	3	0	2	0	1	12	8.5	
MD. EASTERN SHORE	11/14/13	12	4-7	.571	2-3	.667	1-2	.500	2	3	5	5.0	0	1	0	0	1	11	9.3	
ABILENE CHRISTIAN	11/17/13	17	4-5	.800	2-3	.667	0-0	.000	0	3	3	4.5	2	3	1	0	0	10	9.5	
PENN	11/22/13	8	0-2	.000	0-1	.000	1-2	.500	0	2	2	4.0	3	0	1	0	1	1	7.8	
vs Xavier	11/28/13	19	4-9	.444	1-4	.250	2-2	1.000	2	1	3	3.8	5	0	0	0	1	11	8.3	
vs UTEP	11/29/13	14	5-8	.625	3-5	.600	1-2	.500	2	0	2	3.6	1	2	0	0	0	14	9.1	
vs Villanova	11/30/13	23	5-11	.455	4-7	.571	0-0	.000	2	0	2	3.4	5	2	4	0	0	14	9.8	
NOTRE DAME	12/03/13	22	3-5	.600	1-1	1.000	3-3	1.000	1	2	3	3.3	4	1	0	0	0	10	9.8	
vs Drake	12/07/13	17	2-6	.333	1-4	.250	2-2	1.000	3	1	4	3.4	1	0	0	0	0	7	9.5	
FAIRLEIGH DICKINSON	12/09/13	16	2-6	.333	1-3	.333	5-6	.833	1	0	1	3.2	0	2	0	0	1	10	9.5	
at Iowa State	12/13/13	15	0-7	.000	0-4	.000	0-0	.000	1	2	3	3.2	4	0	1	0	0	0	8.8	
ARKANSAS PINE BLUFF	12/22/13	16	1-5	.200	0-2	.000	0-0	.000	0	7	7	3.5	0	2	0	0	0	2	8.2	
NEBRASKA	12/31/13	11	1-4	.250	0-0	.000	1-3	.333	0	1	1	3.3	3	1	0	0	1	3	7.9	
at Wisconsin	01/05/14	18	2-5	.400	0-2	.000	0-0	.000	1	2	3	3.3	1	0	0	0	0	4	7.6	
NORTHWESTERN	01/09/14	14	3-7	.429	1-3	.333	0-0	.000	1	2	3	3.3	3	0	1	0	0	7	7.6	
Totals		0	261	41-98	.418	17-44	.386	22-30	.733	21	31	52	3.3	35	15	11	0	6	121	7.6

Games played: 16
 Minutes/game: 16.3
 Points/game: 7.6
 FG Pct: 41.8
 3FG Pct: 38.6
 FT Pct: 73.3

Rebounds/game: 3.3
 Assists/game: 0.9
 Turnovers/game: 0.7
 Assist/turnover ratio: 1.4
 Steals/game: 0.4

CAREER STATISTICS

YEAR	G/GS	FG-A	PCT	3-PT	PCT	FT-A	PCT	RB	AVG	PF-FO	AS	TO	BK	ST	PTS	AVG
Fresh.	31/2	59-169	.349	24-84	.286	37-46	.804	111	3.6	69-3	24	48	1	22	179	5.8
Soph.	35/30	99-200	.495	22-49	.449	53-71	.746	161	4.6	119-7	36	60	9	29	273	7.8
Junior	38/7	73-195	.374	31-97	.320	41-54	.759	141	3.7	100-1	48	40	5	30	218	5.7
Senior	16/0	41-98	.418	17-44	.386	22-30	.733	52	3.3	35-2	15	11	0	6	121	7.6
TOTALS	120/39	272-662	.411	94-274	.343	153-201	.761	465	3.9	323-13	123	159	15	87	791	6.6



IOWA HAWKEYE BASKETBALL

Updated Iowa Player Bio

Kyle Meyer



42

Fr.-RS, 6-10, 225, Forward
Alpharetta, Ga.
Northview HS

- Redshirted last season
- Played in nine career games, scoring in three contests
- Scored two points, grabbed three rebounds and had an assist in win over UNC Wilmington
- Posted career bests in rebounds (7), scoring (3) and assists (2) in win over Maryland Eastern Shore
- Had three rebounds in victory over Penn
- Grabbed a rebound in victory over UTEP
- Blocked a shot in home win over Northwestern

Personal Bests

Points: 3 vs. Md. Eastern Shore, 11/14/13
Rebounds: 7 vs. Md. Eastern Shore, 11/14/13
FGM: 1, 2x, last vs. Md. Eastern Shore, 11/14/13
FGA: 3 vs. Md. Eastern Shore, 11/14/13
3-pt FG: 1 vs. Md. Eastern Shore, 11/14/13
3-pt FGA: 2 vs. Md. Eastern Shore, 11/14/13
FTM: 1 vs. ACU, 11/17/13
FTA: 2 vs. ACU, 11/17/13
Assists: 2 vs. Md. Eastern Shore, 11/14/13
Steals: 1 vs. ACU, 11/17/13
Blocks: 1, vs. Northwestern, 1/9/14
Minutes: 8, 2x, last vs. ACU, 11/17/13

2013-14 Game-by-Game

Opponent	Date	gs	min	Total		3-Pointers		Free throws		Rebounds				pf	a	t/o	blk	stl	pts	avg
				fg-fga	pct	3fg-fga	pct	ft-fa	pct	off	def	tot	avg							
UNC WILMINGTON	11/08/13	6	1-2	.500	0-0	.000	0-0	.000	0-0	1	2	3	3.0	0	1	2	0	0	2	2.0
MD. EASTERN SHORE	11/14/13	8	1-3	.333	1-2	.500	0-0	.000	0-0	1	6	7	5.0	2	2	2	0	0	3	2.5
ABILENE CHRISTIAN	11/17/13	8	0-0	.000	0-0	.000	1-2	.500	1	0	1	3.7	0	1	0	0	1	1	2.0	
PENN	11/22/13	5	0-2	.000	0-1	.000	0-0	.000	0-0	1	2	3	3.5	0	0	0	0	0	0	1.5
vs UTEP	11/29/13	8	0-1	.000	0-1	.000	0-0	.000	0-0	0	1	1	3.0	1	0	0	0	0	0	1.2
vs Drake	12/07/13	1	0-0	.000	0-0	.000	0-0	.000	0-0	0	0	0	2.5	0	0	0	0	0	0	1.0
FAIRLEIGH DICKINSON	12/09/13	5	0-0	.000	0-0	.000	0-0	.000	0-0	0	0	0	2.1	0	0	0	0	0	0	0.9
ARKANSAS PINE BLUFF	12/22/13	6	0-1	.000	0-0	.000	0-0	.000	0-0	0	0	0	1.9	2	0	1	0	0	0	0.8
NORTHWESTERN	01/09/14	1	0-0	.000	0-0	.000	0-0	.000	0-0	0	0	0	1.7	0	0	0	1	0	0	0.7
Totals		0	48	2-9	.222	1-4	.250	1-2	.500	4	11	15	1.7	5	4	5	1	1	6	0.7

Games played: 9
 Minutes/game: 5.3
 Points/game: 0.7
 FG Pct: 22.2
 3FG Pct: 25.0
 FT Pct: 50.0

Rebounds/game: 1.7
 Assists/game: 0.4
 Turnovers/game: 0.6
 Assist/turnover ratio: 0.8
 Steals/game: 0.1
 Blocks/game: 0.1

CAREER STATISTICS

YEAR	G/GS	FG-A	PCT	3-PT	PCT	FT-A	PCT	RB	AVG	PF-FO	AS	TO	BK	ST	PTS	AVG
Fresh.	9/0	2-9	.222	1-4	.250	1-2	.500	15	1.7	5-0	4	5	1	1	6	0.7



IOWA HAWKEYE BASKETBALL

Updated Iowa Player Bio

Josh Oglesby



2

Jr., 6-5, 208, Guard
Cedar Rapids, Iowa
Washington HS

- Scored in double figures 13 career times, including once this season
- Broke a bone in his right foot on Nov. 6, and returned to return to action, Dec. 22, vs. Arkansas-Pine Bluff
- Made first four 3-pointers in season debut, finishing with 13 points in win over Arkansas-Pine Bluff
- After being held scoreless in Iowa's first two Big Ten games, netted five points and grabbed three rebounds in home win over Northwestern

Personal Bests

Points: 24 at Indiana, 1/29/12
Rebounds: 5, 2x, last vs. Wichita State, 11/21/12
FGM: 8 at Indiana, 1/29/12
FGA: 12 at Indiana, 1/29/12
3-pt FG: 6 at Indiana, 1/29/12
3-pt FGA: 11 at Wisconsin, 2/6/13
FTM: 5 vs. Indiana, 2/19/12
FTA: 6 vs. Indiana, 2/19/12
Assists: 4, 2x, last vs. Northwestern, 1/13/13
Steals: 2, 3x, last at Minnesota, 2/3/13
Blocks: 2 vs. Wichita State, 11/21/12
Minutes: 36 vs. Indiana, 2/19/12

2013-14 Game-by-Game

Opponent	Date	gs	min	Total		3-Pointers		Free throws		Rebounds				pf	a	t/o	blk	stl	pts	avg
				fg-fga	pct	3fg-fga	pct	ft-fa	pct	off	def	tot	avg							
ARKANSAS PINE BLUFF	12/22/13	20		4-5	.800	4-5	.800	1-2	.500	0	2	2	2.0	0	2	2	0	1	13	13.0
NEBRASKA	12/31/13	11		0-2	.000	0-1	.000	0-0	.000	0	0	0	1.0	1	0	1	1	0	0	6.5
at Wisconsin	01/05/14	11		0-2	.000	0-0	.000	0-0	.000	0	1	1	1.0	0	1	0	0	0	0	4.3
NORTHWESTERN	01/09/14	17		2-6	.333	1-3	.333	0-0	.000	1	2	3	1.5	2	1	0	0	0	5	4.5
Totals		0	59	6-15	.400	5-9	.556	1-2	.500	1	5	6	1.5	3	4	3	1	1	18	4.5

Games played: 4
 Minutes/game: 14.8
 Points/game: 4.5
 FG Pct: 40.0
 3FG Pct: 55.6
 FT Pct: 50.0

Rebounds/game: 1.5
 Assists/game: 1.0
 Turnovers/game: 0.8
 Assist/turnover ratio: 1.3
 Steals/game: 0.3
 Blocks/game: 0.3

CAREER STATISTICS

YEAR	G/GS	FG-A	PCT	3-PT	PCT	FT-A	PCT	RB	AVG	PF-FO	AS	TO	BK	ST	PTS	AVG
Fresh.	35/5	76-191	.398	45-121	.372	26-36	.722	59	1.7	26-0	41	15	2	7	223	6.4
Soph.	37/2	52-190	.274	42-156	.269	19-24	.792	50	1.4	19-0	38	19	3	12	165	4.5
Junior	4/0	6-15	.400	5-9	.556	1-2	.500	6	1.5	3-0	4	3	1	1	18	4.5
TOTALS	76/7	134-396	.338	92-286	.322	46-62	.742	115	1.5	48-0	83	37	6	20	406	5.3



IOWA HAWKEYE BASKETBALL

Updated Iowa Player Bio

Gabriel Olaseni



0

Jr., 6-10, 225, Center
London, England
Sunrise Christian Academy

- Posted two double-doubles this season (Xavier and Fairleigh Dickinson)
- Rejected at least three shots five times this season
- Leads the team in rejections (26), and ranks seventh in the Big Ten in blocks per game (1.6)
- Netted double figures four times this season
- Blocked a season-high five shots, while also scoring eight points and grabbing seven rebounds in win over UNC Wilmington
- Had eight points and six rebounds in victory over Penn
- Averaged eight boards and 5.3 points, while shooting .909 (10-11) percent from the free-throw line in Battle 4 Atlantis Tournament
- Made a career-high eight free throws (nine attempts) and grabbed a personal-best 11 rebounds in win over Xavier
- Tallied nine points and cleared five rebounds in win over Notre Dame
- Posted eight points and six rebounds at #4 Wisconsin

Personal Bests

Points: 14 vs. Coppin State, 12/22/12
Rebounds: 11 vs. Xavier, 11/28/13
FGM: 6 vs. Coppin State, 12/22/12
FGA: 8, 2x, last at Michigan, 1/6/13
FTM: 8 vs. Xavier, 11/28/13
FTA: 9 vs. Xavier, 11/28/13
Assists: 3 vs. Nebraska, 3/9/13
Steals: 2, 2x, last vs. SC State, 12/19/12
Blocks: 7 vs. Illinois, 3/5/13
Minutes: 29 vs. Xavier, 11/28/13

2013-14 Game-by-Game

Opponent	Date	gs	min	Total		3-Pointers		Free throws		Rebounds				pf	a	t/o	blk	stl	pts	avg
				fg-fga	pct	3fg-fga	pct	ft-fa	pct	off	def	tot	avg							
UNC WILMINGTON	11/08/13	17	1-8	.125	0-0	.000	6-8	.750	3	4	7	7.0	1	0	0	5	0	8	8.0	
NEBRASKA-OMAHA	11/10/13	13	0-1	.000	0-0	.000	0-0	.000	1	0	1	4.0	2	0	1	1	0	4.0		
MD. EASTERN SHORE	11/14/13	13	5-10	.500	0-0	.000	0-2	.000	5	0	5	4.3	2	0	1	3	0	10	6.0	
ABILENE CHRISTIAN	11/17/13	16	4-5	.800	0-0	.000	2-4	.500	1	2	3	4.0	1	0	0	1	0	10	7.0	
PENN	11/22/13	16	3-6	.500	0-0	.000	2-3	.667	3	3	6	4.4	3	0	3	3	1	8	7.2	
vs Xavier	11/28/13	29	1-5	.200	0-0	.000	8-9	.889	7	4	11	5.5	4	1	0	4	0	10	7.7	
vs UTEP	11/29/13	15	1-4	.250	0-0	.000	2-2	1.000	4	4	8	5.9	2	1	1	0	0	4	7.1	
vs Villanova	11/30/13	18	1-1	1.000	0-0	.000	0-0	.000	1	4	5	5.8	0	0	0	3	0	2	6.5	
NOTRE DAME	12/03/13	11	3-5	.600	0-0	.000	3-4	.750	3	2	5	5.7	3	2	1	1	0	9	6.8	
vs Drake	12/07/13	17	0-2	.000	0-0	.000	3-4	.750	1	1	2	5.3	2	0	1	2	1	3	6.4	
FAIRLEIGH DICKINSON	12/09/13	19	5-11	.455	0-0	.000	4-5	.800	3	7	10	5.7	1	1	0	0	0	14	7.1	
at Iowa State	12/13/13	10	1-1	1.000	0-0	.000	0-0	.000	0	0	0	5.3	2	1	0	0	0	2	6.7	
ARKANSAS PINE BLUFF	12/22/13	16	2-4	.500	0-0	.000	2-2	1.000	4	2	6	5.3	4	2	2	1	1	6	6.6	
NEBRASKA	12/31/13	12	1-1	1.000	0-0	.000	0-0	.000	1	4	5	5.3	1	0	1	2	0	2	6.3	
at Wisconsin	01/05/14	19	3-7	.429	0-0	.000	2-4	.500	4	2	6	5.3	4	0	2	0	0	8	6.4	
NORTHWESTERN	01/09/14	10	1-1	1.000	0-0	.000	1-2	.500	0	3	3	5.2	5	1	0	0	0	3	6.2	
Totals		0	251	32-72	.444	0-0	.000	35-49	.714	41	42	83	5.2	37	9	13	26	4	99	6.2

Games played: 16
 Minutes/game: 15.7
 Points/game: 6.2
 FG Pct: 44.4
 FT Pct: 71.4

Rebounds/game: 5.2
 Assists/game: 0.6
 Turnovers/game: 0.8
 Assist/turnover ratio: 0.7
 Steals/game: 0.3
 Blocks/game: 1.6

CAREER STATISTICS

YEAR	G/GS	FG-A	PCT	3-PT	PCT	FT-A	PCT	RB	AVG	PF-FO	AS	TO	BK	ST	PTS	AVG
Fresh.	18/0	9-19	.474	0-0	.000	8-13	.615	22	1.2	12-0	3	9	8	4	26	1.4
Soph.	37/0	37-71	.521	0-0	.000	25-36	.694	96	2.6	53-0	8	18	36	7	99	2.7
Junior	16/0	32-72	.444	0-0	.000	35-49	.714	83	5.2	37-1	9	13	26	4	99	6.2
TOTALS	71/0	78-162	.481	0-0	.000	68-98	.694	201	2.8	102-1	20	40	70	15	224	3.2



IOWA HAWKEYE BASKETBALL

Updated Iowa Player Bio

Darius Stokes



35

Jr., 6-7, 208, Forward
Cedar Rapids, Iowa
Linn-Mar HS

- Earned a scholarship this summer after being a non-scholarship athlete
- Saw action in 33 career games, including nine this season
- Missed the Abilene Christian game due to an injured foot, but played in next outing against Penn
- Saw three minutes of action in win over UTEP
- Grabbed a rebound in five minutes of action in win over Fairleigh Dickinson

Personal Bests

Points: 2, 5x, last vs. Minnesota, 2/17/13
Rebounds: 5 vs. SC State, 12/19/12
FGM: 1, 5x, last vs. Minnesota, 2/17/13
FGA: 4, vs. A&M-CC, 12/1/12
3-pt FG: - - -
3-pt FGA: 2 vs. SC State, 12/19/12
FTM: 1, 2x, last vs. Coppin St, 12/22/12
FTA: 2, 2x, last vs. Coppin St, 12/22/12
Assists: 1, 3x, last vs. UTPA, 11/9/12
Steals: 1 vs. Clemson, 11/29/11
Blocks: 1, 4x, last vs. Nebraska, 3/9/13
Minutes: 9 vs. UNC Wilmington, 11/8/13

2013-14 Game-by-Game

Opponent	Date	gs	min	Total		3-Pointers		Free throws		Rebounds				pf	a	t/o	blk	stl	pts	avg
				fg-fga	pct	3fg-fga	pct	ft-fa	pct	off	def	tot	avg							
UNC WILMINGTON	11/08/13	9		0-1	.000	0-0	.000	0-0	.000	0	0	0	0.0	3	0	1	0	0	0	0.0
MD. EASTERN SHORE	11/14/13	8		1-3	.333	0-0	.000	0-0	.000	0	0	0	0.0	1	0	0	0	0	2	1.0
PENN	11/22/13	3		0-1	.000	0-0	.000	0-0	.000	1	1	2	0.7	1	0	0	0	0	0	0.7
vs UTEP	11/29/13	3		0-0	.000	0-0	.000	0-0	.000	0	0	0	0.5	0	0	0	0	0	0	0.5
vs Drake	12/07/13	1		0-0	.000	0-0	.000	0-0	.000	0	0	0	0.4	0	0	0	0	0	0	0.4
FAIRLEIGH DICKINSON	12/09/13	5		0-1	.000	0-0	.000	0-0	.000	0	1	1	0.5	0	0	0	0	0	0	0.3
at Iowa State	12/13/13	1		0-0	.000	0-0	.000	0-0	.000	0	0	0	0.4	1	0	0	0	0	0	0.3
ARKANSAS PINE BLUFF	12/22/13	6		0-0	.000	0-0	.000	1-2	.500	0	0	0	0.4	1	0	1	0	0	1	0.4
NORTHWESTERN	01/09/14	1		0-0	.000	0-0	.000	0-0	.000	0	0	0	0.3	0	0	0	0	0	0	0.3
Totals		0	37	1-6	.167	0-0	.000	1-2	.500	1	2	3	0.3	7	0	2	0	0	3	0.3

Games played: 9
 Minutes/game: 4.1
 Points/game: 0.3
 FG Pct: 16.7
 FT Pct: 50.0

Rebounds/game: 0.3
 Turnovers/game: 0.2

CAREER STATISTICS

YEAR	G/GS	FG-A	PCT	3-PT	PCT	FT-A	PCT	RB	AVG	PF-FO	AS	TO	BK	ST	PTS	AVG
Fresh.	12/0	2-5	.400	0-0	.000	0-0	.000	9	0.8	6-0	2	2	2	1	4	0.3
Soph.	12/0	3-11	.273	0-3	.000	2-5	.400	15	1.3	3-0	1	6	2	0	8	0.7
Junior	9/0	1-6	.167	0-0	.000	1-2	.500	3	0.3	7-0	0	2	0	0	3	0.3
TOTALS	33/0	6-22	.273	0-3	.000	3-7	.429	27	0.8	16-0	3	10	4	1	15	0.5



IOWA HAWKEYE BASKETBALL

Updated Iowa Player Bio

Okey Ukah



32

So., 6-5, 217, Forward
Iowa City, Iowa
West HS
Kirkwood CC

- Non-scholarship athlete
- Played in eight career games
- Scored one point and grabbed two rebounds in five minutes of action against Maryland Eastern Shore
- Scored two points in win over UTEP
- Equaled a career high with two rebounds in win over FDU

Personal Bests

Points: 1 vs. Md. Eastern Shore, 11/14/13
Rebounds: 2, 2x, last vs. FDU, 12/9/13
FGM: 1 vs. UTEP, 11/29/13
FGA: 1 2x, last vs. UTEP, 11/29/13
3-pt FG: ---
3-pt FGA: ---
FTM: 1 vs. Md. Eastern Shore, 11/14/13
FTA: 2 vs. Md. Eastern Shore, 11/14/13
Assists: ---
Steals: ---
Blocks: 1 vs. Md. Eastern Shore, 11/14/13
Minutes: 5, 2x, last vs. FDU, 12/9/13

2013-14 Game-by-Game

Opponent	Date	gs	min	Total		3-Pointers		Free throws		Rebounds				pf	a	t/o	blk	stl	pts	avg
				fg-fga	pct	3fg-fga	pct	ft-fa	pct	off	def	tot	avg							
UNC WILMINGTON	11/08/13	4		0-0	.000	0-0	.000	0-0	.000	0	1	1	1.0	0	0	0	0	0	0	0.0
MD. EASTERN SHORE	11/14/13	5		0-1	.000	0-0	.000	1-2	.500	1	1	2	1.5	0	0	0	1	0	1	0.5
ABILENE CHRISTIAN	11/17/13	2		0-0	.000	0-0	.000	0-0	.000	0	0	0	1.0	0	0	0	0	0	0	0.3
PENN	11/22/13	3		0-0	.000	0-0	.000	0-0	.000	0	0	0	0.8	0	0	0	0	0	0	0.3
vs UTEP	11/29/13	3		1-1	1.000	0-0	.000	0-0	.000	0	0	0	0.6	0	0	0	0	0	2	0.6
vs Drake	12/07/13	1		0-0	.000	0-0	.000	0-0	.000	0	0	0	0.5	0	0	0	0	0	0	0.5
FAIRLEIGH DICKINSON	12/09/13	5		0-2	.000	0-0	.000	0-0	.000	0	2	2	0.7	0	0	1	0	0	0	0.4
ARKANSAS PINE BLUFF	12/22/13	2		0-0	.000	0-0	.000	0-0	.000	0	0	0	0.6	0	0	0	0	0	0	0.4
Totals		0	25	1-4	.250	0-0	.000	1-2	.500	1	4	5	0.6	0	0	1	1	0	3	0.4

Games played: 8
 Minutes/game: 3.1
 Points/game: 0.4
 FG Pct: 25.0
 FT Pct: 50.0

Rebounds/game: 0.6
 Turnovers/game: 0.1
 Blocks/game: 0.1

CAREER STATISTICS

YEAR	G/GS	FG-A	PCT	3-PT	PCT	FT-A	PCT	RB	AVG	PF-FO	AS	TO	BK	ST	PTS	AVG
Soph.	8/0	1-4	.250	0-0	.000	1-2	.500	5	0.6	0-0	0	1	1	0	3	0.4



IOWA HAWKEYE BASKETBALL

Updated Iowa Player Bio

Jarrold Uthoff



20

So., 6-9, 208, Forward
Cedar Rapids, Iowa
Jefferson HS
Wisconsin

- Ranks second on the team in blocks (22), and third in scoring (10.3) and rebounding (6.1)
- Netted double figures nine times, including the six of the last eight games
- Two double-doubles (UMES and FDU)
- Has missed only nine free throws (46-55)
- Ranks seventh in the Big Ten in free throw percentage (.836) and 14th in rebounding (6.1)
- Pulled down seven or more rebounds in six contests
- Scored 14 points, blocked four shots and grabbed seven rebounds in first career game in win over UNC Wilmington
- Tallied a personal-best 19 points, missing only one shot (6-7 FG, 6-6 FT) in victory over Penn
- Grabbed 10 boards, scored eight points and went 2-2 from 3-point range in win over UTEP
- Netted eight of his 17 points at the foul line in win over Notre Dame
- Scored 13 points and grabbed a game-high nine boards in win over Drake

2013-14 Game-by-Game

Opponent	Date	gs	min	Total		3-Pointers		Free throws		Rebounds				pf	a	t/o	blk	stl	pts	avg
				fg-fga	pct	3fg-fga	pct	ft-fa	pct	off	def	tot	avg							
UNC WILMINGTON	11/08/13	19	5-8	.625	1-1	1.000	3-3	1.000	1	6	7	7.0	1	0	0	4	0	14	14.0	
NEBRASKA-OMAHA	11/10/13	23	2-6	.333	0-1	.000	5-6	.833	4	3	7	7.0	1	1	2	1	0	9	11.5	
MD. EASTERN SHORE	11/14/13	18	3-7	.429	0-1	.000	5-6	.833	4	7	11	8.3	2	0	2	1	0	11	11.3	
ABILENE CHRISTIAN	11/17/13	23	2-4	.500	0-0	.000	2-2	1.000	0	5	5	7.5	1	3	0	3	1	6	10.0	
PENN	11/22/13	21	6-7	.857	1-1	1.000	6-6	1.000	1	3	4	6.8	0	2	2	1	1	19	11.8	
vs Xavier	11/28/13	17	0-3	.000	0-2	.000	0-0	.000	0	4	4	6.3	1	1	1	0	1	0	9.8	
vs UTEP	11/29/13	25	3-5	.600	2-2	1.000	0-0	.000	2	8	10	6.9	3	0	2	2	0	8	9.6	
vs Villanova	11/30/13	18	2-5	.400	0-0	.000	2-2	1.000	0	4	4	6.5	3	2	0	2	0	6	9.1	
NOTRE DAME	12/03/13	24	4-6	.667	1-1	1.000	8-10	.800	1	5	6	6.4	1	1	1	1	0	17	10.0	
vs Drake	12/07/13	21	4-8	.500	1-3	.333	4-4	1.000	3	6	9	6.7	1	0	0	2	0	13	10.3	
FAIRLEIGH DICKINSON	12/09/13	19	4-5	.800	1-1	1.000	1-3	.333	3	7	10	7.0	0	0	0	0	0	10	10.3	
at Iowa State	12/13/13	17	5-10	.500	0-2	.000	2-2	1.000	1	4	5	6.8	4	0	0	0	1	12	10.4	
ARKANSAS PINE BLUFF	12/22/13	26	6-8	.750	3-4	.750	1-2	.500	1	4	5	6.7	0	3	4	1	1	16	10.8	
NEBRASKA	12/31/13	22	3-4	.750	0-0	.000	5-7	.714	0	4	4	6.5	0	0	2	1	0	11	10.9	
at Wisconsin	01/05/14	16	3-4	.750	0-0	.000	0-0	.000	1	2	3	6.3	3	0	0	0	0	6	10.5	
NORTHWESTERN	01/09/14	19	2-5	.400	1-2	.500	2-2	1.000	1	2	3	6.1	1	2	1	3	1	7	10.3	
Totals		0	328	54-95	.568	11-21	.524	46-55	.836	23	74	97	6.1	22	15	17	22	6	165	10.3

Games played: 16
 Minutes/game: 20.5
 Points/game: 10.3
 FG Pct: 56.8
 3FG Pct: 52.4
 FT Pct: 83.6

Rebounds/game: 6.1
 Assists/game: 0.9
 Turnovers/game: 1.1
 Assist/turnover ratio: 0.9
 Steals/game: 0.4
 Blocks/game: 1.4

- Tallied a team-high 16 points, bolstered by sinking a career-high three 3-pointers, in win over Arkansas-Pine Bluff
- Collected 11 points, all in the second half, and four rebounds in win over Nebraska

Personal Bests

Points: 19 vs. Penn, 11/22/13
Rebounds: 11 vs. Md. Eastern Shore, 11/14/13
FGM: 6, 2x, last vs. Ark-Pine Bluff, 12/22/13
FGA: 10 vs. Iowa State 12/13/13
3-pt FG: 3, vs. Ark-Pine Bluff, 12/22/13
3-pt FGA: 4, vs. Ark-Pine Bluff, 12/22/13
FTM: 8 vs. Notre Dame, 12/3/13
FTA: 10 vs. Notre Dame, 12/3/13
Assists: 3, 2x, last vs. Ark-Pine Bluff, 12/22/13
Steals: 1, 4x, last vs. Ark-Pine Bluff, 12/22/13
Blocks: 4 vs. UNC Wilmington, 11/8/13
Minutes: 26 vs. Ark-Pine Bluff, 12/22/13

CAREER STATISTICS

YEAR	G/GS	FG-A	PCT	3-PT	PCT	FT-A	PCT	RB	AVG	PF-FO	AS	TO	BK	ST	PTS	AVG
Soph.	16/0	54-95	.568	11-21	.524	46-55	.836	97	6.1	22-0	15	17	22	6	165	10.3



IOWA HAWKEYE BASKETBALL

Updated Iowa Player Bio

Aaron White



30

Jr., 6-9, 220, Forward
Strongsville, Ohio
Strongsville HS

- Returning to his native state on Sunday
- Averaged 15.2 points and 8.8 rebounds the last five outings
- Netted career points No. 1,000 against Notre Dame on Dec. 3
- Scored in double figures in 10-of-16 games this season and 54 career times
- Has 11 career double-doubles, including three this season (Nebraska-Omaha, Iowa State and Northwestern)
- Ranks second in the Big Ten in field goal percentage (.652), sixth in free throw percentage (.846), 10th in rebounding (6.6), and 17th in scoring (13.4)
- Tallied 20+ points in back-to-back games (Nebraska-Omaha and UMES)
- Averaged 12 points & 4.3 boards at Battle 4 Atlantis
- Scored a game-high 17 points and grabbed four boards in win over UTEP
- Netted nine points against Villanova
- Amassed 20 points, seven rebounds and seven assists in win over Notre Dame, becoming the first Hawkeye to post those numbers in a game since Jake Kelly in the 2008-09 season
- First Hawkeye in 10 years to amass 25 points and 17 rebounds in a single-game when he accomplished the feat at #16 Iowa State

2013-14 Game-by-Game

Opponent	Date	gs	min	Total		3-Pointers		Free throws		Rebounds				pf	a	t/o	blk	stl	pts	avg	
				fg-fga	pct	3fg-fga	pct	ft-fa	pct	off	def	tot	avg								
UNC WILMINGTON	11/08/13	*	19	4-6	.667	0-0	.000	2-2	1.000	0	6	6	6.0	0	2	2	0	1	10	10.0	
NEBRASKA-OMAHA	11/10/13	*	33	5-10	.500	0-2	.000	10-12	.833	4	11	15	10.5	2	2	4	0	1	20	15.0	
MD. EASTERN SHORE	11/14/13	*	17	9-10	.900	0-1	.000	4-5	.800	0	3	3	8.0	0	2	2	0	1	22	17.3	
ABILENE CHRISTIAN	11/17/13	*	17	4-5	.800	0-0	.000	1-1	1.000	0	7	7	7.8	1	3	2	0	1	9	15.3	
PENN	11/22/13	*	22	2-6	.333	0-0	.000	3-5	.600	2	5	7	7.6	0	0	0	0	1	7	13.6	
vs Xavier	11/28/13	*	34	3-7	.429	0-2	.000	4-5	.800	2	4	6	7.3	0	3	3	2	0	10	13.0	
vs UTEP	11/29/13	*	19	5-6	.833	0-0	.000	7-7	1.000	1	3	4	6.9	0	1	0	1	0	17	13.6	
vs Villanova	11/30/13	*	30	2-4	.500	1-1	1.000	4-5	.800	1	2	3	6.4	5	2	5	0	1	9	13.0	
NOTRE DAME	12/03/13	*	36	7-9	.778	0-0	.000	6-6	1.000	3	4	7	6.4	1	7	2	1	0	20	13.8	
vs Drake	12/07/13	*	22	3-5	.600	0-1	.000	1-2	.500	2	0	2	6.0	2	2	1	1	0	7	13.1	
FAIRLEIGH DICKINSON	12/09/13	*	16	3-4	.750	0-0	.000	2-2	1.000	1	1	2	5.6	1	3	1	0	3	8	12.6	
at Iowa State	12/13/13	*	32	11-15	.733	1-1	1.000	2-2	1.000	5	12	17	6.6	2	1	3	1	1	25	13.7	
ARKANSAS PINE BLUFF	12/22/13	*	8	3-3	1.000	0-0	.000	2-2	1.000	0	2	2	6.2	0	0	0	0	1	8	13.2	
NEBRASKA	12/31/13	*	37	5-10	.500	1-3	.333	2-4	.500	0	7	7	6.3	2	2	1	0	2	13	13.2	
at Wisconsin	01/05/14	*	31	3-5	.600	0-0	.000	6-8	.750	2	6	8	6.4	0	0	1	2	0	12	13.1	
NORTHWESTERN	01/09/14	*	30	4-7	.571	0-0	.000	10-10	1.000	2	8	10	6.6	1	5	4	0	1	18	13.4	
Totals			16	403	73-112	.652	3-11	.273	66-78	.846	25	81	106	6.6	17	35	31	8	14	215	13.4

Games played: 16
Minutes/game: 25.2
Points/game: 13.4
FG Pct: 65.2
3FG Pct: 27.3
FT Pct: 84.6

Rebounds/game: 6.6
Assists/game: 2.2
Turnovers/game: 1.9
Assist/turnover ratio: 1.1
Steals/game: 0.9
Blocks/game: 0.5

- Collected a team-high two steals to go along with 13 points and seven rebounds in win over Nebraska
- Posted 12 points and cleared eight boards at #4 Wisconsin
- Tallied 18 points, bolstered by 10-of-10 shooting from the free throw line, and snagged 10 boards in home win over Northwestern

Personal Bests

Points: 27 vs. Penn State, 1/31/13
Rebounds: 17 at Iowa State, 12/13/13
FGM: 11 at Iowa State, 12/13/13
FGA: 17 at Oregon, 3/18/12
3-pt FG: 2, 5x, last at Purdue, 1/27/13
3-pt FGA: 5 at Oregon, 3/18/13
FTM: 13 vs. Wisconsin, 1/19/13
FTA: 15 vs. Wisconsin, 1/19/13
Assists: 7 vs. Notre Dame, 12/3/13
Steals: 4, 2x, last at Indiana, 3/2/13
Blocks: 3, 3x, last vs. Minnesota, 2/17/13
Minutes: 37 vs. Nebraska, 12/31/13

CAREER STATISTICS

YEAR	G/GS	FG-A	PCT	3-PT	PCT	FT-A	PCT	RB	AVG	PF-FO	AS	TO	BK	ST	PTS	AVG
Fresh.	35/14	136-270	.504	17-61	.279	100-143	.699	199	5.7	73-2	31	49	23	31	389	11.1
Soph.	38/38	140-299	.468	15-66	.234	193-258	.748	234	6.2	54-0	51	62	27	41	488	12.8
Junior	16/16	73-112	.652	3-11	.273	66-78	.846	106	6.6	17-1	35	31	8	14	215	13.4
TOTALS	89/68	349-681	.512	35-138	.254	359-479	.749	539	6.1	144-3	117	142	58	86	1092	12.3



IOWA HAWKEYE BASKETBALL

Updated Iowa Player Bio

Adam Woodbury



34

So., 7-1, 245, Center
Sioux City, Iowa
East HS

- Averaged seven points and 4.2 rebounds the last nine outings
- Scored 10 points twice this season (Northwestern and Pine Bluff)
- Missed only eight free throws this season (21-of-29)
- Collected a combined six steals the last five games
- Scored five or more points 11 times this year
- Started all 54 games of his career, 38 as a freshman
- Netted seven points (3-3 FG, 1-1 FT) against Villanova
- Collected six points and six rebounds in win over Drake
- Scored eight points and snagged three rebounds in win over FDU
- Snagged a career-high 11 rebounds and equaled a personal-best two steals at #16 Iowa State
- Tallied a season-high 10 points to go along with career bests in assists (4) and steals (2) in win over Arkansas-Pine Bluff

2013-14 Game-by-Game

Opponent	Date	gs	min	Total		3-Pointers		Free throws		Rebounds				pf	a	t/o	blk	stl	pts	avg	
				fg-fga	pct	3fg-fga	pct	ft-fa	pct	off	def	tot	avg								
UNC WILMINGTON	11/08/13	*	13	2-6	.333	0-0	.000	0-1	.000	1	4	5	5.0	4	1	0	1	0	4	4.0	
NEBRASKA-OMAHA	11/10/13	*	11	2-4	.500	0-0	.000	1-2	.500	2	1	3	4.0	1	1	3	1	0	5	4.5	
MD. EASTERN SHORE	11/14/13	*	19	1-3	.333	0-0	.000	2-2	1.000	1	5	6	4.7	2	0	1	1	0	4	4.3	
ABILENE CHRISTIAN	11/17/13	*	18	3-4	.750	0-0	.000	3-3	1.000	1	2	3	4.3	3	2	0	0	1	9	5.5	
PENN	11/22/13	*	20	2-6	.333	0-0	.000	2-3	.667	5	3	8	5.0	3	1	0	0	0	6	5.6	
vs Xavier	11/28/13	*	11	1-2	.500	0-0	.000	0-0	.000	1	0	1	4.3	5	1	2	0	0	2	5.0	
vs UTEP	11/29/13	*	14	1-4	.250	0-0	.000	0-0	.000	1	1	2	4.0	4	0	0	0	0	2	4.6	
vs Villanova	11/30/13	*	15	3-3	1.000	0-0	.000	1-1	1.000	0	1	1	3.6	1	0	1	0	0	7	4.9	
NOTRE DAME	12/03/13	*	15	2-3	.667	0-0	.000	2-2	1.000	1	2	3	3.6	1	3	3	0	0	6	5.0	
vs Drake	12/07/13	*	18	2-5	.400	0-0	.000	2-4	.500	3	3	6	3.8	2	1	0	0	1	6	5.1	
FAIRLEIGH DICKINSON	12/09/13	*	19	4-8	.500	0-0	.000	0-1	.000	2	1	3	3.7	3	1	0	1	0	8	5.4	
at Iowa State	12/13/13	*	25	2-5	.400	0-0	.000	1-2	.500	3	8	11	4.3	5	2	1	0	2	5	5.3	
ARKANSAS PINE BLUFF	12/22/13	*	18	3-4	.750	0-0	.000	4-4	1.000	2	2	4	4.3	2	4	2	0	2	10	5.7	
NEBRASKA	12/31/13	*	15	4-5	.800	0-0	.000	0-0	.000	2	2	4	4.3	1	1	1	1	0	8	5.9	
at Wisconsin	01/05/14	*	13	1-2	.500	0-0	.000	1-2	.500	1	2	3	4.2	4	0	0	1	1	3	5.7	
NORTHWESTERN	01/09/14	*	19	4-7	.571	0-0	.000	2-2	1.000	1	2	3	4.1	2	0	4	0	1	10	5.9	
Totals			16	263	37-71	.521	0-0	.000	21-29	.724	27	39	66	4.1	43	18	18	6	8	95	5.9

Games played: 16
Minutes/game: 16.4
Points/game: 5.9
FG Pct: 52.1
FT Pct: 72.4

Rebounds/game: 4.1
Assists/game: 1.1
Turnovers/game: 1.1
Assist/turnover ratio: 1.0
Steals/game: 0.5
Blocks/game: 0.4

- Had eight points and four rebounds in win over Nebraska
- Netted 10 points and grabbed three rebounds in home win over Northwestern

Personal Bests

Points: 13 vs. A&M-CC, 12/1/12
Rebounds: 11 at Iowa State, 12/13/13
FGM: 6 vs. Nebraska, 3/9/13
FGA: 8, 2x, last vs. Maryland, 4/2/13
FTM: 4, vs. Ark-Pine Bluff, 12/22/13
FTA: 5 at Virginia Tech, 11/27/12
Assists: 4 vs. Ark-Pine Bluff, 12/22/13
Steals: 2, 6x, last vs. Ark-Pine Bluff, 12/22/13
Blocks: 3, 3x, last vs. Penn State, 1/31/13
Minutes: 29 vs. Maryland, 4/2/13

CAREER STATISTICS

YEAR	G/GS	FG-A	PCT	3-PT	PCT	FT-A	PCT	RB	AVG	PF-FO	AS	TO	BK	ST	PTS	AVG
Fresh.	38/38	81-166	.488	0-0	.000	26-51	.510	181	4.8	96-1	22	48	29	16	188	4.9
Soph.	16/16	37-71	.521	0-0	.000	21-29	.724	66	4.1	43-2	18	18	6	8	95	5.9
TOTALS	54/54	118-237	.498	0-0	.000	47-80	.588	247	4.6	139-3	40	66	35	24	283	5.2



IOWA HAWKEYE BASKETBALL

Game-by-Game Results

Overall: 13-3 Big Ten: 2-1 Home: 10-0 Away: 0-2 Neutral: 3-1

Date	Opponent	Result	Attend.	Top Scorer	Top Rebounder
Nov. 8	UNC Wilmington	W, 82-39	15,293	14, Jarrod Uthoff	7, McCabe, Uthoff, Olaseni
Nov. 10	Nebraska-Omaha	W, 83-75	14,271	20, Aaron White	15, Aaron White
Nov. 14	Maryland Eastern Shore	W, 109-63	13,374	22, Aaron White	11, Jarrod Uthoff
Nov. 17	Abilene Christian	W, 103-41	14,733	27, Roy Devyn Marble	7, Aaron White
Nov. 22	Penn	W, 86-55	15,400	19, Jarrod Uthoff	8, Adam Woodbury
^ Nov. 28	vs. Xavier	W, 77-74 OT	2,258	30, Roy Devyn Marble	11, Gabriel Olaseni
^ Nov. 29	vs. UTEP	W, 89-53	2,664	17, Aaron White	10, Jarrod Uthoff
^ Nov. 30	vs. Villanova	L, 83-88	2,593	24, Roy Devyn Marble	6, Melsahn Basabe
\$ Dec. 3	Notre Dame	W, 98-93	15,400	20, Aaron White	7, Aaron White
# Dec. 7	vs. Drake	W, 83-66	14,512	15, Melsahn Basabe	9, Jarrod Uthoff
Dec. 9	Fairleigh Dickinson	W, 92-59	13,501	14, Gabriel Olaseni	11, Melsahn Basabe
+ Dec. 13	at #16 Iowa State	L, 82-85	14,384	25, Aaron White	17, Aaron White
Dec. 22	Arkansas-Pine Bluff	W, 86-61	15,400	16, Jarrod Uthoff	7, Zach McCabe
* Dec. 31	Nebraska	W, 67-57	15,400	15, Roy Devyn Marble	8, Roy Devyn Marble
* Jan. 5	at #4 Wisconsin	L, 71-75	17,249	27, Roy Devyn Marble	9, Melsahn Basabe
* Jan. 9	Northwestern	W, 93-67	14,016	18, Aaron White	10, Basabe, White

^ - Battle 4 Atlantis -- Paradise Island, Bahamas

\$ - Big Ten / ACC Challenge

+ - Iowa Corn Cy-Hawk Series

- Hy-Vee Big Four Classic -- Des Moines, Iowa

* - Big Ten Conference Game

% - Big Ten Tournament -- Indianapolis

Attendance Summary	Games	Totals	Average
Home	10	146,788	14,679
Away	2	31,633	15,817
Neutral	4	22,027	5,506
Totals	16	200,488	12,528



IOWA HAWKEYE BASKETBALL

Game-by-Game Statistics

Team	Score	FG-A	PCT	3-PT. FG	PCT	FT-A	PCT	REB	PF	AS	TO	BS	ST
at Iowa	82	31-67	.463	4-12	.333	16-24	.667	56	10	19	10	12	7
UNC-Wilmington	39	16-72	.222	2-23	.087	5-10	.500	43	20	6	14	1	6
at Iowa	83	21-56	.375	3-14	.214	38-49	.776	49	15	12	18	7	7
Nebraska-Omaha	75	28-71	.394	8-28	.286	11-16	.688	37	30	14	16	2	11
at Iowa	109	35-68	.515	7-17	.412	32-43	.744	57	18	24	12	6	8
Maryland Eastern Shore	63	24-75	.320	4-25	.160	11-18	.611	37	27	9	15	1	8
at Iowa	103	38-61	.623	9-21	.429	18-22	.818	36	10	25	5	5	11
Abilene Christian	41	14-54	.259	3-23	.130	10-12	.833	30	21	6	19	0	3
at Iowa	86	26-66	.394	6-18	.333	28-40	.700	44	17	11	10	5	14
Penn	55	21-58	.362	3-23	.130	10-16	.625	41	29	15	25	4	2
Iowa	77	24-68	.353	6-23	.261	23-34	.676	45	23	17	12	8	6
vs. Xavier	74	25-64	.391	6-24	.250	18-28	.643	49	27	12	19	6	4
Iowa	89	31-59	.525	9-16	.563	18-22	.818	46	17	22	5	4	2
vs. UTEP	53	18-52	.346	5-22	.227	12-21	.571	24	17	11	7	2	4
Iowa	83	29-69	.420	11-24	.458	14-21	.667	36	28	18	17	6	8
vs. Villanova	88	27-63	.429	14-38	.368	20-30	.667	48	19	14	20	7	5
at Iowa	98	33-58	.569	7-13	.538	25-29	.862	36	15	20	12	5	3
Notre Dame	93	35-68	.515	8-17	.471	15-19	.789	26	22	20	7	2	7
Iowa	83	29-64	.453	3-18	.167	22-30	.733	47	15	11	5	6	5
vs. Drake	66	23-58	.397	12-29	.414	8-10	.800	28	21	13	9	1	3
at Iowa	92	34-70	.486	4-11	.364	20-27	.741	54	13	19	8	3	8
Fairleigh Dickinson	59	21-65	.323	7-22	.318	10-14	.714	32	22	11	10	8	7
Iowa	82	32-69	.464	4-17	.235	14-21	.667	49	27	19	11	1	6
at #16 Iowa State	85	28-59	.475	6-17	.353	23-36	.639	35	20	19	10	2	5
at Iowa	86	29-47	.617	10-17	.588	18-27	.667	42	12	22	27	4	10
Arkansas-Pine Bluff	61	22-65	.338	8-26	.308	9-17	.529	27	20	14	18	2	19
at Iowa	67	22-48	.458	1-6	.167	22-39	.564	42	17	10	15	8	6
Nebraska	57	20-67	.299	5-18	.278	12-18	.667	44	28	9	12	1	10
Iowa	71	25-64	.391	4-10	.400	17-25	.680	42	23	10	10	5	7
at #4 Wisconsin	75	20-53	.377	10-22	.455	25-35	.714	35	22	11	12	6	2
at Iowa	93	29-51	.569	8-14	.571	27-36	.750	41	20	22	15	6	10
Northwestern	67	23-59	.390	5-24	.208	16-25	.640	28	28	4	13	2	6



IOWA HAWKEYE BASKETBALL

Season & Career Bests

Season Bests

Player	Points	3-Pointers	Rebounds	Assists	Blocks	Steals
Melsahn Basabe	16, Northwestern	- - -	11, FDU	1, Omaha	3, Nebraska	3, Villanova
Anthony Clemmons	11, Omaha	2, UA-Pine Bluff	4, UTEP	7, Xavier	2, Omaha	1, eight times
Kyle Denning	3, twice	1, twice	1, three times	2, ACU	- - -	1, ACU
Mike Gesell	11, Iowa State	2, four times	5, Notre Dame	7, three times	1, twice	3, Wisconsin
Peter Jok	15, ACU	3, ACU	7, Drake	4, twice	1, twice	2, ACU
Roy Devyn Marble	30, Xavier	4, twice	8, Nebraska	6, three times	1, twice	6, Penn
Zach McCabe	14, twice	4, Villanova	7, UNCW	3, ACU	- - -	1, six times
Kyle Meyer	3, UMES	1, UMES	7, UMES	2, UMES	1, Northwestern	1, ACU
Josh Oglesby	13, UA-Pine Bluff	4, UA-Pine Bluff	3, Northwestern	2, UA-Pine Bluff	1, Nebraska	1, UA-Pine Bluff
Gabriel Olaseni	14, FDU	- - -	11, Xavier	2, twice	5, UNCW	1, four times
Darius Stokes	2, UMES	- - -	2, Penn	- - -	- - -	- - -
Okey Ukah	2, UTEP	- - -	2, twice	- - -	1, UMES	- - -
Jarrold Uthoff	19, Penn	3, UA-Pine Bluff	11, UMES	3, twice	4, UNCW	1, six times
Aaron White	25, Iowa State	1, three times	17, Iowa State	7, Notre Dame	2, Wisconsin	3, FDU
Adam Woodbury	10, twice	- - -	11, Iowa State	4, UA-Pine Bluff	2, Xavier	2, twice

Career Bests

Player	Points	3-Pointers	Rebounds	Assists	Blocks	Steals
Melsahn Basabe	25, Michigan, '11	- - -	14, Iowa State, '10	2, four times	7, Iowa State, '10	3, Villanova, '13
Anthony Clemmons	14, Iowa State, '12	2, four times	4, four times	9, Coppin St., '12	2, Omaha, '13	3, three times
Kyle Denning	6, SCSU, '12	2, SCSU, '12	1, twice	2, twice	- - -	1, twice
Mike Gesell	23, UNI, '12	4, UNI, '12	6, twice	8, SCSU	1, twelve times	4, Minnesota, '13
Peter Jok	15, ACU, '13	3, ACU, '13	7, Drake, '13	4, twice	1, ACU, '13	2, ACU, '13
Roy Devyn Marble	31, Oregon, '12	7, Oregon, '12	9, Indiana, '12	8, Wisconsin, '12	3, Boise State, '11	6, Penn, '13
Zach McCabe	20, three times	4, four times	10, Minnesota, '12	4, Minnesota, '12	2, twice	4, five times
Kyle Meyer	3, UMES, '13	1, UMES, '13	7, UMES, '13	2, UMES, '13	1, Northwestern, '14	1, ACU, '13
Josh Oglesby	24, Indiana, '12	6, Indiana, '12	5, twice	4, two times	2, Wichita St., '12	2, three times
Gabriel Olaseni	14, twice	- - -	11, Xavier, '13	3, Nebraska	7, Illinois, '13	2, twice
Okey Ukah	2, UTEP, '13	- - -	2, twice	- - -	1, UMES, '13	- - -
Jarrold Uthoff	19, Penn, '13	3, UAPB, '13	11, UMES, '13	3, twice	4, UNCW, '13	1, six times
Darius Stokes	2, six times	- - -	5, SCSU, '12	1, three times	1, four times	1, Clemson, '11
Aaron White	27, Penn State, '13	2, four times	17, Iowa State, '13	7, Notre Dame, '13	3, three times	4, twice
Adam Woodbury	13, A&M-CC, '12	- - -	11, Iowa State, '13	4, UA-Pine Bluff, '13	3, three times	2, six times



IOWA HAWKEYE BASKETBALL

Season Highs And Lows/Specialty Statistics

CATEGORY			IOWA		OPPONENTS
<u>Points</u>	High	109	Md. Eastern Shore	93	Notre Dame
	Low	67	Nebraska	39	UNC Wilmington
<u>FG Made</u>	High	38	Abilene Christian	35	Notre Dame
	Low	21	Nebraska-Omaha	14	Abilene Christian
<u>FG Att.</u>	High	70	Fairleigh Dickinson	75	Md. Eastern Shore
	Low	48	Nebraska	52	UTEP
<u>FG%</u>	High	.623	Abilene Christian	.515	Notre Dame
	Low	.353	Xavier	.222	UNC Wilmington
<u>3FG Made</u>	High	11	Villanova	14	Villanova
	Low	1	Nebraska	2	UNC Wilmington
<u>3FG Att.</u>	High	24	Villanova	38	Villanova
	Low	6	Nebraska	17	Notre Dame/Iowa State
<u>3FG%</u>	High	.588	Arkansas-Pine Bluff	.471	Notre Dame
	Low	.167	Drake/Nebraska	.087	UNC Wilmington
<u>FTM</u>	High	38	Nebraska-Omaha	25	Wisconsin
	Low	14	Villanova/Iowa State	5	UNC Wilmington
<u>FTA</u>	High	49	Nebraska-Omaha	36	Iowa State
	Low	21	Villanova/Iowa State	10	UNC Wilmington
<u>FT% (min. 10)</u>	High	.862	Notre Dame	.833	Abilene Christian
	Low	.564	Nebraska	.500	UNC Wilmington
<u>Off. Reb.</u>	High	20	Nebraska-Omaha/Xavier	19	UNC Wilmington/Xavier
	Low	5	Abilene Christian	6	UTEP/Drake/Iowa State
<u>Def. Reb.</u>	High	40	UNC Wilmington	32	Villanova
	Low	24	Notre Dame	12	Arkansas-Pine Bluff
<u>Total Reb.</u>	High	57	Md. Eastern Shore	49	Xavier
	Low	36	Three teams	24	UTEP
<u>Assists</u>	High	25	Abilene Christian	20	Notre Dame
	Low	10	Nebraska/Wisconsin	4	Northwestern
<u>Steals</u>	High	14	Penn	19	Arkansas-Pine Bluff
	Low	2	UTEP	2	Penn/Wisconsin
<u>Blocks</u>	High	12	UNC Wilmington	8	Fairleigh Dickinson
	Low	1	Iowa State	0	Abilene Christian
<u>Turnovers</u>	High	27	Arkansas-Pine Bluff	25	Penn
	Low	5	Abilene Christian/UTEP/Drake	7	UTEP/Notre Dame
<u>Fouls</u>	High	28	Villanova	30	Nebraska-Omaha
	Low	10	UNCW/Abilene Christian	17	UTEP

GAME-BY-GAME SPECIALTY STATS

		Pts. Off	Pts. in	2nd	Bench
		TO's	Paint	Chance	Points
Date	Opponent	I-A-Opp.	I-A-Opp.	I-A-Opp.	I-A-Opp.
11/8	UNC-Wilmington	16-7	42-16	14-10	49-16
11/10	Nebraska-Omaha	17-23	30-26	13-19	35-15
11/14	Md.-Eastern Shore	18-21	44-30	16-16	53-19
11/17	Abilene Christian	29-4	46-16	9-5	51-16
11/22	Penn	30-10	30-30	13-14	45-12
11/28	vs. Xavier	22-19	29-38	23-12	24-20
11/29	vs. UTEP	14-2	35-24	14-7	48-24
11/30	vs. Villanova	24-16	30-24	6-17	31-36
12/3	Notre Dame	4-20	38-50	12-15	39-7
12/7	vs. Drake	13-5	42-12	29-5	39-7
12/9	Fairleigh Dickinson	13-6	54-26	24-5	51-28
12/13	at #16 Iowa State	13-12	46-42	13-12	18-19
12/22	Arkansas-Pine Bluff	18-20	32-28	15-7	47-24
12/31	Nebraska	13-13	38-22	11-15	19-12
1/5	at #4 Wisconsin	10-6	36-12	23-7	18-16
1/9	Northwestern	16-12	34-26	9-12	25-27

IOWA AND OPPONENT INDIVIDUAL HIGH PERFORMANCES

CATEGORY		IOWA		OPPONENTS
<u>Points</u>	30	Roy Devyn Marble vs. Xavier	29	Garrick Sherman (Notre Dame)
<u>Field Goals Made</u>	11 (11-15)	Aaron White vs. Iowa State	12 (12-18)	Garrick Sherman (Notre Dame)
<u>Field Goals Attempted</u>	24	Roy Devyn Marble vs. Wisconsin	24 (6-24)	Isaac Smith (Md. Eastern Shore)
<u>Field Goal Percentage (min. 5 made)</u>	.900 (9-10)	Aaron White vs. Md. Eastern Shore	.750 (6-8)	Cedrick Williams (UNCW)
<u>3-Point Field Goals Made</u>	4	Four Players	5 (5-8)	Chris Caird (Drake)
<u>3-Point Field Goals Attempted</u>	10 (4-10)	Roy Devyn Marble vs. Xavier	14 (4-14)	CJ Carter (Nebraska-Omaha)
<u>3-Point Field Goals Pct. (min. 4 made)</u>	.800 (4-5)	Two Players	.800 (4-5)	Eric Atkins (Notre Dame)
<u>Free Throws Made</u>	11 (11-14)	Roy Devyn Marble vs. Nebraska-Omaha	8 (8-10)	Georges Niang (Iowa State)
<u>Free Throws Attempted</u>	14 (11-14)	Roy Devyn Marble vs. Nebraska-Omaha	10 (8-10)	Georges Niang (Iowa State)
<u>Free Throw Pct. (min. 7 made)</u>	1.00 (10-10)	Aaron White vs. Northwestern	.800 (8-10)	Georges Niang (Iowa State)
<u>Offensive Rebounds</u>	7	Gabriel Olaseni vs. Xavier	8	Walter Pitchford (Nebraska)
<u>Defensive Rebounds</u>	12	Aaron White vs. Iowa State	13	Dustin Hogue (Iowa State)
<u>Total Rebounds</u>	17	Aaron White vs. Iowa State	16	Dustin Hogue (Iowa State)
<u>Assists</u>	7	Four Players	10	Jerian Grant (Notre Dame)
<u>Steals</u>	6	Roy Devyn Marble vs. Penn	4	Four players
<u>Blocks</u>	5	Gabriel Olaseni vs. UNCW	4	Two players
<u>Turnovers</u>	5	Aaron White vs. Villanova	7	Traevon Jackson





IOWA HAWKEYE BASKETBALL

The Last Time...

The Last Time a Player . . .

Had 30 or more points

Iowa -- 30, Roy Devyn Marble, Xavier, 11/28/13

Opponent -- 30, Tim Hardaway Jr., Michigan, 2/19/11

Made at least 90% of his FGA (10 att.)

Iowa -- .909 (9-10), Luke Recker vs. Purdue, 3/07/02

Opponent -- .900 (9-10), E.J. Singler, Oregon, 3/18/12

Made 100% of his FTA (10 att.)

Iowa -- 1.000 (10-10), Aaron White vs. Northwestern, 1/9/14

Opponent -- 1.000 (10-10), Morris Smith IV, UTSA, 11/15/09

Had 15 or more rebounds

Iowa -- 17, Aaron White vs. Iowa State, 12/13/13

Opponent -- 16, Dustin Hogue, Iowa State, 12/13/13

Had 10 or more assists

Iowa -- 11, Bryce Cartwright vs. Oregon, 3/18/12

Opponent -- 10, Jerian Grant, Notre Dame, 12/3/13

Had 5 or more blocks

Iowa -- 5, Gabriel Olaseni vs. UNC Wilmington, 11/8/13

Opponent -- 5, Austin Isaiah, Baylor, 4/4/13

Had 5 or more steals

Iowa -- 6, Roy Devyn Marble, 11/22/13

Opponent -- 6, AJ Walton, Baylor, 4/4/13

The Last Time a Team . . .

Scored 100 or more points

Iowa -- 103 vs. Abilene Christian, 11/17/13

Opponent -- 108 by Oregon, 3/18/12

Scored 40 or fewer points

Iowa -- 40 at Wisconsin, 3/3/10

Opponent -- 39 by UNC Wilmington, 11/8/13

Won an overtime game

Iowa -- 77-74 (OT) vs. Xavier, 11/28/13

Opponent -- 88-83 (OT), Villanova, 11/30/13

Made at least 60% of its FGA (20 att.)

Iowa -- .617 (29-47) vs. Arkansas-Pine Bluff, 12/22/13

Opponent -- .617 (37-60) by Michigan State, 1/10/2012

Made at least 50% of its 3-pt. FGA (8 att.)

Iowa -- .571 (8-14) vs. Northwestern, 1/9/14

Opponent -- .520 (13-25) by Northwestern, 2/9/12

Made at least 90% of its FTA (10 att.)

Iowa -- 1.000 (15-15) vs. Virginia, 3/27/13

Opponents -- .909 (10-11) by Indiana State, 2/20/13



IOWA HAWKEYE BASKETBALL

2013-14 Iowa Record When . . .

When playing at home:	10-0	When leading at the half:	11-3	When wearing White:	6-0
When playing on the road:	0-2	When trailing at the half:	2-0	When wearing Black:	4-3
When playing on a neutral court:	3-1	When tied at the half:	0-0	When wearing Gold:	3-0

When Iowa scores 100 points or more:	2-0	Iowa field goal percentage at home:	298-592	.503
When Iowa scores 90-99 points:	3-0	Iowa field goal percentage on road:	170-393	.433
When Iowa scores 80-89 points:	6-2	Iowa 3-point percentage at home:	59-143	.413
When Iowa scores 70-79 points:	1-1	Iowa 3-point percentage on road:	37-108	.343
When Iowa scores under 70 points:	1-0	Iowa free throw percentage at home:	244-336	.726
		Iowa free throw percentage on road:	108-153	.706

When opponent scores 100 points or more:	0-0
When opponent scores 90-99 points:	1-0
When opponent scores 80-89 points:	0-2
When opponent scores 70-79 points:	2-1
When opponent scores 60-69 points:	4-0
When opponent scores fewer than 60 points:	6-0

When Iowa shoots at least 50% from the field:	6-0
When Iowa shoots less than 50% from the field:	7-3
When opponent shoots at least 50% from the field:	1-0
When opponent shoots less than 50% from the field:	12-3
When Iowa has higher FG% than opponent:	11-1
When opponent has higher FG%:	2-2
When FG% is equal:	0-0

When Iowa outrebounds opponent:	10-2
When opponent has more rebounds:	2-1
When rebounds are equal:	0-0

When Iowa shoots at least 80% from the line:	3-0
When Iowa shoots less than 80% from the line:	10-3
When opponent shoots at least 80% from the line:	2-0
When opponent shoots less than 80% from the line:	11-3
When Iowa shoots more free throws than opponent:	13-0
When opponent shoots more free throws:	0-3
When free throws attempts are equal:	0-0
When Iowa has higher FT% than opponent:	10-1
When opponent has higher FT%:	3-1
When FT% is equal:	0-1

When Iowa shoots at least 50% from 3-point range:	4-0
When Iowa shoots less than 50% from 3-point range:	9-3
When opponent shoots at least 50% from 3-point range:	0-0
When opponent shoots less than 50% from 3-point range:	13-3
When Iowa has a higher 3-point FG% than opponent:	10-1
When opponent has a higher 3-point FG%:	3-2
When 3-point FG% is equal:	0-0

When Iowa has more assists than opponent:	9-1
When opponent has more assists:	3-1
When assists are equal:	1-1

When Iowa has fewer turnovers than opponent:	8-2
When opponent has fewer turnovers:	5-1
When turnovers are equal:	0-0
When Iowa has more steals than opponent:	6-3
When opponent has more steals:	6-0
When steals are equal:	1-0

On Sunday:	3-1
On Monday:	1-0
On Tuesday:	2-0
On Wednesday:	0-0
On Thursday:	3-0
On Friday:	3-1
On Saturday:	1-1

On BTN:	4-1
On CBS:	0-0
On ESPN:	0-0
On ESPN2:	1-0
On ESPNU:	1-1
On Mediacom:	2-0
On NBC SN:	2-1
BTN.com:	0-0
On CBS SN:	0-0

Most Points, First Half: 56 vs. Md. Eastern Shore
Fewest Points, First Half: 30 vs. Xavier/Nebraska
Most Points Allowed, First Half: 43, 2x, last vs. Notre Dame
Fewest Points Allowed, First Half: 12 vs. UNC Wilmington
Most Points, Second Half: 57 vs. Abilene Christian
Fewest Points, Second Half: 30 vs. Villanova
Most Points Allowed, Second Half: 51 vs. Wisconsin
Fewest Points Allowed, Second Half: 19 vs. Abilene Christian
Largest Halftime Advantage: 37 vs. Arkansas-Pine Bluff
Largest Halftime Deficit: 7 vs. Nebraska-Omaha/Xavier



IOWA HAWKEYE BASKETBALL

Under McCaffery... Iowa Record When...

When playing at home:	50-16	When leading at the half:	56-16	When wearing White:	42-17
When playing on the road:	8-28	When trailing at the half:	9-37	When wearing Black:	14-35
When playing on a neutral court:	9-9	When tied at the half:	2-0	When wearing Gold:	11-1

When Iowa scores 100 points or more:	4-0	Iowa field goal percentage at home:	1745-3773	.462
When Iowa scores 90-99 points:	7-1	Iowa field goal percentage on road:	1295-3103	.417
When Iowa scores 80-89 points:	17-3	Iowa 3-point percentage at home:	359-1047	.343
When Iowa scores 70-79 points:	21-16	Iowa 3-point percentage on road:	276-849	.325
When Iowa scores under 70 points:	18-33	Iowa free throw percentage at home:	1159-1600	.724
		Iowa free throw percentage on road:	766-1106	.693

When opponent scores 100 points or more:	0-2
When opponent scores 90-99 points:	1-5
When opponent scores 80-89 points:	0-11
When opponent scores 70-79 points:	10-22
When opponent scores 60-69 points:	22-12
When opponent scores fewer than 60 points:	34-1

On Sunday:	7-13
On Monday:	4-2
On Tuesday:	10-8
On Wednesday:	8-10
On Thursday:	9-7
On Friday:	9-6
On Saturday:	18-6

When Iowa shoots at least 50% from the field:	17-6
When Iowa shoots less than 50% from the field:	50-47
When opponent shoots at least 50% from the field:	3-25
When opponent shoots less than 50% from the field:	64-28
When Iowa has higher FG% than opponent:	59-11
When opponent has higher FG%:	8-40
When FG% is equal:	1-1

On BTN:	25-31
On CBS:	0-0
On ESPN:	2-2
On ESPN2:	7-4
On ESPNU:	7-8
On Mediacom:	10-0
On CBS SN:	1-1
On NBC SN:	2-1

When Iowa outrebounds opponent:	56-17
When opponent has more rebounds:	11-35
When rebounds are equal:	0-1

When Iowa shoots at least 80% from the line:	17-9
When Iowa shoots less than 80% from the line:	50-44
When opponent shoots at least 80% from the line:	15-11
When opponent shoots less than 80% from the line:	53-42
When Iowa shoots more free throws than opponent:	58-20
When opponent shoots more free throws:	7-32
When free throws attempts are equal:	2-1
When Iowa has higher FT% than opponent:	44-21
When opponent has higher FT%:	23-31
When FT% is equal:	0-1

Most Points, First Half: 56 vs. Md. Eastern Shore, '13
Fewest Points, First Half: 14 vs. Indiana, '13
Most Points Allowed, First Half: 55 vs. Michigan State, '12
Fewest Points Allowed, First Half: 12 vs. UNC Wilmington, '13
Most Points, Second Half: 58 vs. SIU-Edwardsville, '10
Fewest Points, Second Half: 24 vs. Wisconsin, '12
Most Points Allowed, Second Half: 61 at Oregon, '12
Fewest Points Allowed, Second Half: 16 vs. UNI, '10
Largest Halftime Advantage: 37 vs. Arkansas-Pine Bluff, '13
Largest Halftime Deficit: 22 at Michigan State, '12

When Iowa shoots at least 50% from 3-point range:	9-4
When Iowa shoots less than 50% from 3-point range:	58-49
When opponent shoots at least 50% from 3-point range:	1-10
When opponent shoots less than 50% from 3-point range:	66-43
When Iowa has a higher 3-point FG% than opponent:	44-22
When opponent has a higher 3-point FG%:	20-33
When 3-point FG% is equal:	0-1

When Iowa has more assists than opponent:	49-13
When opponent has more assists:	15-36
When assists are equal:	3-4

When Iowa has fewer turnovers than opponent:	41-19
When opponent has fewer turnovers:	21-29
When turnovers are equal:	5-5
When Iowa has more steals than opponent:	40-25
When opponent has more steals:	21-25
When steals are equal:	6-2



IOWA HAWKEYE BASKETBALL

Iowa Superlatives Under McCaffery

TEAM

Most Points Scored

1. 111 -- SIU Edwardsville (11/26/10)
2. **109 -- Md. Eastern Shore (11/14/13)**
3. **103 -- Abilene Christian (11/17/13)**
4. 105 -- Central Arkansas (12/19/11)
5. **98 -- Notre Dame (12/3/13)**

Fewest Points Allowed

1. 36 -- Howard (11/15/12)
2. **39 -- UNC Wilmington (11/8/13)**
3. 40 -- Louisiana Monroe (11/16/10)
4. 41 -- Abilene Christian (11/17/13)
5. 46 -- SC State (12/19/12)

Field Goals Made

1. 42 -- Central Arkansas (12/19/11)
2. **38 -- Abilene Christian (11/17/13)**
3. 37 -- SIU Edwardsville (11/26/10)
- 37 -- Oregon (3/18/12)
5. **35 -- Md. Eastern Shore (11/14/13)**

Field Goals Attempted

1. 79 -- Oregon (3/18/12)
2. 76 -- Central Arkansas (12/19/11)
- 76 -- South Dakota (12/4/12)
4. 74 -- Wisconsin (2/6/13)
5. 71 -- Wake Forest (11/30/10)

Field Goal Percentage (20 Made)

1. .630 -- Indiana (1/29/12)
2. **.623 -- Abilene Christian (11/17/13)**
3. **.617 -- Arkansas-Pine Bluff (12/22/13)**
4. .587 -- SIU Edwardsville (11/26/10)
5. .577 -- Indiana (1/23/11)
- .577 -- Michigan St (2/2/11)

3-Point Field Goals Made

1. 13 -- Northern Illinois (11/17/11)
2. 12 -- Northern Iowa (12/15/12)
3. **11 -- Villanova (11/30/13)**
- 11 -- SC State (12/19/12)
5. **10 -- Arkansas-Pine Bluff (12/22/13)**
- 10 -- SIU Edwardsville (11/26/10)
- 10 -- Wisconsin (2/23/12)
- 10 -- Mich St (3/9/12)
- 10 -- Oregon (3/18/12)

3-Point Field Goals Attempted

1. 28 -- Minnesota (2/13/11)
2. 27 -- Chicago St (11/11/11)
3. 26 -- North Carolina A&T (11/14/11)
4. 25 -- Northern Iowa (12/15/12)
5. 24 -- Illinois (12/29/10)
- 24 -- Villanova (11/30/13)**

3-Point FG Percentage (10 Made)

1. .619 (13-21) Northern Illinois (11/17/11)
2. **.588 (10-17) Arkansas-Pine Bluff (12/22/13)**
3. 556 (10-18) SIUE (11/26/10)
- .556 (10-18) Wisconsin (2/23/12)
4. **.538 (7-13) Notre Dame (12/3/13)**

Free Throws Made

1. **38 -- Nebraska-Omaha (11/10/13)**
2. **32 -- Md. Eastern Shore (11/14/13)**
3. 31 -- Wichita St (11/21/12)
- 31 -- Penn St (1/31/13)
5. 29 -- Penn St (2/4/12)

Free Throws Attempted

1. **49 -- Nebraska-Omaha (11/10/13)**
2. **43 -- UM Eastern Shore (11/14/13)**
3. **40 -- Penn (11/22/13)**
4. 39 -- Indiana (1/23/11)
- 39 -- Wichita St (11/21/12)
- 39 -- Penn St (1/31/13)
- 39 -- Nebraska (12/31/13)**

Free Throw Percentage (10 Made)

1. 1.000 (15-15) Virginia (3/27/13)
2. .917 (11-12) Michigan St (3/15/13)
3. .909 (20-22) Clemson (11/29/11)
4. .895 (17-19) South Dakota (12/4/12)
5. .880 (22-25) Iowa St (12/9/11)

Most Rebounds

1. **57 -- Md. Eastern Shore (11/14/13)**
2. **56 -- UNC Wilmington (11/8/13)**
- 56 -- Brown (12/3/11)
- 56 -- SC State (12/19/12)
5. **54 -- Fairleigh Dickinson (12/9/13)**
- 54 -- Coppin State (12/22/12)

Most Assists

1. 32 -- Central Arkansas (12/19/11)
2. 26 -- Northern Illinois (11/17/11)
3. **25 -- Abilene Christian (11/17/13)**
4. 24 -- SIU Edwardsville (11/26/10)
- 24 -- Md. Eastern Shore (11/14/13)**
6. 23 -- Dayton (3/13/12)

Most Steals

1. 19 -- SIU Edwardsville (11/26/10)
2. **14 -- Penn (11/22/13)**
- 14 -- Idaho St (12/4/10)
- 14 -- Chicago St (11/11/11)
5. 13 -- IPFW (11/26/11)
- 13 -- UT-Pan American (11/9/12)

Most Blocked Shots

1. 13 -- Illinois (3/5/13)
2. **12 -- UNC Wilmington (11/8/13)**
3. 10 -- UT-Pan American (11/9/12)
4. 8 -- Purdue (1/27/13)
- 8 -- Boise St (12/22/11)
- 8 -- Northwestern (3/14/13)
- 8 -- Xavier (11/28/13)**
- 8 -- Nebraska (12/31/13)**

Fewest Turnovers

1. **5 -- Abilene Christian (11/17/13)**
- 5 -- Drake (12/7/13)**
- 5 -- Boise St (12/22/11)
- 5 -- UTEP (11/29/13)**
5. 6 -- Illinois (3/8/12)

INDIVIDUAL

Most Points:

1. 33 -- Matt Gatens vs Wisconsin (2/23/12)
2. 31 -- Roy Devyn Marble vs Oregon (3/18/12)
3. 30 -- Matt Gatens vs Indiana (2/19/12)
- 30 -- Roy Devyn Marble vs. UNI (12/15/12)
- 30 -- Roy Devyn Marble vs. Xavier (11/28/13)**
5. 28 -- Roy Devyn Marble vs. Stony Brook (3/22/13)

Field Goals Made

1. 12 -- Matt Gatens vs Wisconsin (2/23/12)
2. **11 -- Aaron White vs. Iowa State (12/13/13)**
3. 10 -- Devyn Marble vs Oregon (3/18/12)
- 10 -- Aaron White vs Dayton (3/13/12)
- 10 -- Matt Gatens vs Indiana (2/19/12)
- 10 -- Roy Devyn Marble vs. Xavier (11/28/13)**
- 10 -- Roy Devyn Marble vs. Wisconsin (1/5/14)**

Field Goals Attempted

1. **24 -- Roy Devyn Marble vs. Wisconsin (1/5/14)**
2. **23 -- Roy Devyn Marble vs. Xavier (11/28/13)**
- 23 -- Roy Devyn Marble vs. Villanova (11/30/13)**
4. 21 -- Matt Gatens vs Minnesota (1/16/11)
5. 19 -- Bryce Cartwright vs La Tech (12/21/10)

3-Point FG Made

1. 7 -- Devyn Marble vs Oregon (3/18/12)
- 7 -- Matt Gatens vs Wisconsin (2/23/12)
- 7 -- Matt Gatens vs Indiana (2/19/12)
4. 6 -- Roy Devyn Marble vs. SCSU (12/19/12)

Free Throws Made

1. 14 -- Roy Devyn Marble vs. UNI (12/15/12)
2. 13 -- Aaron White vs. Wisconsin (1/19/13)
3. 12 -- Roy Devyn Marble vs. Indiana (12/31/12)
4. **11 -- Roy Devyn Marble vs. Omaha (11/10/13)**
- 11 -- Matt Gatens vs Indiana (1/23/11)
- 11 -- Aaron White vs. Wichita St (11/21/12)
- 11 -- Aaron White vs. Purdue (2/27/13)

3-Point Field Goals Attempted

1. 11 -- Matt Gatens vs Minnesota (2/13/11)
2. 10 -- Matt Gatens vs Penn St (2/4/12)
- 10 -- Roy Devyn Marble at Iowa St (12/9/11)
- 10 -- Roy Devyn Marble vs. Xavier (11/28/13)**

Most Rebounds:

1. **17 -- Aaron White vs. Iowa State (12/13/13)**
2. **15 -- Aaron White vs. Omaha (11/10/13)**
- 15 -- Jarryd Cole vs. UNI (12/7/10)
4. 14 -- Melsahn Basabe vs Iowa St (12/10/10)
5. 13 -- Melsahn Basabe vs Indiana (2/5/10)
- 13 -- Melsahn Basabe vs Minnesota (1/16/11)
- 13 -- Melsahn Basabe vs Ohio St (1/4/11)
- 13 -- Aaron White at Nebraska (2/23/13)
- 13 -- Melsahn Basabe vs. Nebraska (3/9/13)
- 13 -- Aaron White vs. Indiana State (3/20/13)

Most Assists

1. 11 -- Bryce Cartwright vs Dayton (3/13/12)
2. 10 -- Bryce Cartwright at Oregon (3/18/12)
- 10 -- Bryce Cartwright vs Mich St (2/2/11)
4. 9 -- Bryce Cartwright (four times)
- 9 -- Anthony Clemmons (12/22/12)

Most Steals

1. 7 -- Eric May vs SIUE (11/26/10)
2. **6 -- Roy Devyn Marble vs. Penn (11/22/13)**
- 6 -- Eric May at Wake Forest (11/30/10)
4. 5 -- Jarryd Cole at Mich St (3/2/11)
- 5 -- Matt Gatens vs Idaho St (12/4/10)

Most Blocks

1. 7 -- Melsahn Basabe vs. Iowa St (12/10/10)
- 7 -- Gabriel Olaseni vs. Illinois (3/5/13)
3. 6 -- Melsahn Basabe vs Ohio St (1/4/11)
4. 5 -- Melsahn Basabe vs Indiana (2/19/12)
- 5 -- Melsahn Basabe vs Nwstern (3/14/13)
- 5 -- Gabriel Olaseni vs. UNC Wilmington (11/8/13)**



Game 1 - Iowa 82, UNC Wilmington 39

Official Basketball Box Score -- Game Totals -- Final Statistics
UNC Wilmington vs Iowa
11/08/13 8:30 p.m. at Carver-Hawkeye Arena - Iowa City, IA

UNC Wilmington 39 • 0-1

#	Player	Total			3-Ptr			Rebounds			PF	TP	A TO Blk Stl			Min
		FG	FGA	FG-FGA	FT	FTA	Off	Def	Tot							
20	Sherwood, Dylan	f	0-4	0-2	0-0	2	4	6	1	0	0	0	0	0	13	
40	Williams, Cedrick	f	6-8	1-1	2-2	4	5	9	4	15	1	1	1	1	28	
01	Dixon, Chris	g	0-9	0-4	2-2	0	3	3	2	2	4	5	0	1	23	
05	Eblen, Ben	g	2-5	0-0	0-0	0	3	3	2	4	0	3	0	2	27	
10	Jackson, Freddie	g	1-10	0-3	0-0	2	0	2	2	2	0	0	0	0	22	
00	Ponder, Craig		0-6	0-2	0-2	0	1	1	1	0	0	0	0	0	14	
12	Milson, Tanner		0-3	0-3	0-0	0	1	1	0	1	1	0	1	0	16	
15	Hager, Luke		0-7	0-3	0-0	2	2	4	1	0	0	2	0	0	18	
24	Spruill, Addison		4-12	1-4	1-4	0	1	1	1	10	0	0	0	1	17	
33	Reybold, Shane		2-4	0-0	0-0	3	2	5	5	4	0	1	0	1	20	
34	Graham, Marcus		1-4	0-1	0-0	2	0	2	0	2	0	0	0	0	2	
Team						4	2	6			1					
Totals			16-72	2-23	5-10	19	24	43	20	39	6	14	1	6	200	

FG % 1st Half: 5-26 19.2% 2nd half: 11-46 23.9% Game: 16-72 22.2%
3FG % 1st Half: 1-8 12.5% 2nd half: 1-15 6.7% Game: 2-23 8.7%
FT % 1st Half: 1-2 50.0% 2nd half: 4-8 50.0% Game: 5-10 50.0%

Iowa 82 • 1-0

#	Player		Total		3-Ptr		Rebounds			PF	TP	A TO Blk Stl				Min
			FG-FGA	FG-FGA	FT-FTA	Off	Def	Tot								
01	Basabe, Melsahn	f	4-6	0-0	0-0	1	5	6	1	8	0	0	1	0	13	
30	White, Aaron	f	4-6	0-0	2-2	0	6	6	0	10	2	2	0	1	19	
34	Woodbury, Adam	c	2-6	0-0	0-1	1	4	5	4	4	1	0	1	0	13	
04	Marble, Roy Devyn	g	3-5	1-3	1-2	1	1	2	0	8	5	2	0	3	20	
10	Gesell, Mike	g	1-3	0-1	1-2	0	0	0	0	3	3	0	0	2	15	
00	Olaseni, Gabriel		1-8	0-0	6-8	3	4	7	1	8	0	0	5	0	17	
03	Jok, Peter		5-13	1-5	0-0	2	3	5	0	11	1	1	0	0	20	
05	Clemmons, Anthony		2-3	0-0	2-4	0	3	3	0	6	5	1	1	1	20	
13	Denning, Kyle		1-1	1-1	0-0	0	1	1	0	3	0	0	0	0	6	
15	McCabe, Zach		2-5	0-1	1-2	3	4	7	0	5	1	1	0	0	19	
20	Uthoff, Jarrod		5-8	1-1	3-3	1	6	7	1	14	0	0	4	0	19	
23	Ukah, Okey		0-0	0-0	0-0	0	1	1	0	0	0	0	0	0	4	
35	Stokes, Darius		0-1	0-0	0-0	0	0	0	3	0	0	1	0	0	9	
42	Meyer, Kyle		1-2	0-0	0-0	1	2	3	0	2	1	2	0	0	6	
Team						3	0	3								
Totals				31-67	4-12	16	40	56	10	82	19	10	12	7	200	

FG % 1st Half: 17-33 51.5% 2nd half: 14-34 41.2% Game: 31-67 46.3%
3FG % 1st Half: 2-6 33.3% 2nd half: 2-6 33.3% Game: 4-12 33.3%
FT % 1st Half: 12-17 70.6% 2nd half: 4-7 57.1% Game: 16-24 66.7%

Officials: Gene Steratore, Paul Szcel, Rod Mrakovich
Technical fouls: UNC Wilmington-None. Iowa-None.
Attendance: 15293
2013-14 Season Opener
Fouled Out - UNC Wilmington: Reybold (07:11)

Score by periods	1st	2nd	Total
UNC Wilmington	12	27	39
Iowa	48	34	82

	In	Off	2nd	Fast	Bench
Points	Paint	T/O	Chance	Break	
UNCW	16	7	10	2	16
IOWA	42	16	14	12	49

Game 2 - Iowa 85, Nebraska-Omaha 75

Official Basketball Box Score -- Game Totals -- Final Statistics
Nebraska-Omaha vs Iowa
11/10/13 3:55 p.m. at Carver-Hawkeye Arena - Iowa City, IA

Nebraska-Omaha 75 • 1-1

#	Player		Total		3-Ptr		Rebounds			PF	TP	A TO Blk Stl				Min
			FG-FGA	FG-FGA	FT-FTA	Off	Def	Tot								
05	Mike Rostampour	f	0-2	0-0	3-4	1	2	3	4	3	0	2	1	1	19	
44	John Karhoff	c	5-10	1-1	0-0	3	2	5	5	11	2	0	0	1	24	
03	Devin Patterson	g	4-11	1-4	4-6	1	3	4	3	13	3	4	0	4	30	
10	CJ Carter	g	8-21	4-14	2-2	3	1	4	3	22	1	4	0	3	35	
21	Justin Simmons	g	5-13	1-5	0-0	0	1	1	3	11	3	1	1	0	27	
01	Jalen Bradley	g	0-1	0-1	0-0	0	1	1	1	0	2	0	0	0	1	
12	Caleb Steffensmeier		0-1	0-1	0-0	0	0	0	2	0	0	2	0	0	12	
23	Marcus Tyus		2-7	1-2	0-0	1	0	1	4	5	0	0	0	1	15	
40	Simon Krych		4-5	0-0	0-0	2	1	3	1	8	0	1	0	0	10	
42	Matt Hagerbaumer		0-0	0-0	2-2	4	7	11	4	2	3	1	0	1	27	
Team						2	2	4				1				
Totals				28-71	8-28	11-16	17	20	37	30	75	14	16	2	11	200

FG % 1st Half: 16-36 44.4% 2nd half: 12-35 34.3% Game: 28-71 39.4%
3FG % 1st Half: 5-14 35.7% 2nd half: 3-14 21.4% Game: 8-28 28.6%
FT % 1st Half: 6-6 100.0% 2nd half: 5-10 50.0% Game: 11-16 68.8%

Iowa 83 • 2-0

#	Player		Total		3-Ptr		Rebounds			PF	TP	A TO Blk Stl				Min
			FG-FGA	FG-FGA	FT-FTA	Off	Def	Tot								
01	Basabe, Melsahn	f	2-5	0-0	3-4	2	7	9	3	7	1	0	2	1	19	
30	White, Aaron	f	5-10	0-2	10-12	4	11	15	2	20	2	4	0	1	33	
34	Woodbury, Adam	c	2-4	0-0	1-2	2	1	3	1	5	1	3	1	0	11	
04	Marble, Roy Devyn	g	2-13	0-5	11-14	1	4	5	2	15	4	1	0	2	33	
10	Gesell, Mike	g	0-0	0-0	1-2	0	1	1	0	1	1	2	0	0	14	
00	Olaseni, Gabriel		0-1	0-0	0-0	1	0	1	2	0	0	1	1	1	13	
03	Jok, Peter		1-6	1-3	0-0	0	0	0	1	3	1	0	0	0	9	
05	Clemmons, Anthony		4-5	1-2	2-3	1	1	2	0	11	1	3	2	1	25	
15	McCabe, Zach		3-6	1-1	5-6	2	1	3	3	12	0	2	0	1	20	
20	Uthoff, Jarrod		2-6	0-1	5-6	4	3	7	1	9	1	2	1	0	23	
	Team					3	0	3								
Totals			21-56	3-14	38-49	20	29	49	15	83	12	18	7	7	200	

FG % 1st Half: 10-29 34.5% 2nd half: 11-27 40.7% Game: 21-56 37.5%
3FG % 1st Half: 1-8 12.5% 2nd half: 2-6 33.3% Game: 3-14 21.4%
FT % 1st Half: 15-18 83.3% 2nd half: 23-31 74.2% Game: 38-49 77.6%

Officials: Lamont Simpson, Larry Sciotto, Bill Ek
Technical fouls: Nebraska-Omaha-None. Iowa-None.
Attendance: 14271
Fouled Out: Nebraska-Omaha - Karhoff (04:57)

Score by periods	1st	2nd	Total
Nebraska-Omaha	43	32	75
Iowa	36	47	83

	In	Off	2nd	Fast	Bench
Points	Paint	T/O	Chance	Break	
NO	26	23	19	4	15
IOWA	30	17	13	4	35

Game 3 - Iowa 109, Md. Eastern Shore 63

Official Basketball Box Score -- Game Totals -- Final Statistics
Md. Eastern Shore vs Iowa
11/14/13 6 p.m. at Carver-Hawkeye Arena - Iowa City, IA

Md. Eastern Shore 63 • 1-2

#	Player		Total			3-Ptr			Rebounds			PF	TP	A TO Blk Stl			Min
			FG-FGA	FG-FGA	FT-FTA	Off	Def	Tot									
01	Johnson, Iman	f	2-4	0-0	0-2	2	4	6	5	4	0	1	0	1	24		
54	Ezeiru, Francis	c	3-6	0-0	2-2	2	7	9	3	8	0	1	1	0	26		
00	Baxter, Hakeem	g	2-10	0-3	2-2	1	0	1	5	6	0	1	0	1	28		
13	Smith, Isaac	g	6-24	1-8	6-8	1	2	3	0	19	1	5	0	2	27		
23	Snyder, Troy	g	3-7	1-4	0-0	1	2	3	1	7	0	4	0	0	31		
02	Pitt, Ishaq		1-3	0-1	0-3	1	1	2	4	2	2	0	0	0	10		
05	Bell, Louis		2-7	0-3	1-1	0	1	1	4	5	3	1	0	1	17		
10	Trim, Travis		0-0	0-0	0-0	0	2	2	0	2	1	0	1	1	7		
11	Walker, Devon		2-7	2-5	0-0	2	0	2	1	6	0	0	0	0	8		
12	Randall, Shane		3-6	0-0	0-0	1	1	2	2	6	1	1	0	2	21		
35	Choice, Macelo		0-1	0-1	0-0	0	0	0	0	0	0	0	0	0	1		
Team						5	1	6									
Totals			24-75	4-25	11-18	16	21	37	27	63	9	15	1	8	200		

FG % 1st Half: 9-36 25.0% 2nd half: 15-39 38.5% Game: 24-75 32.0%
3FG % 1st Half: 1-11 9.1% 2nd half: 3-14 21.4% Game: 4-25 16.0%
FT % 1st Half: 4-4 100.0% 2nd half: 7-14 50.0% Game: 11-18 61.1%

Iowa 109 • 3-0

#	Player		Total		3-Ptr		Rebounds			PF	TP	A TO Blk Stl				Min
			FG-FGA	FG-FGA	FT-FTA	Off	Def	Tot								
01	Basabe, Melsahn	f	2-3	0-0	8-12	2	5	7	0	12	0	0	0	0	20	
30	White, Aaron	f	9-10	0-1	4-5	0	3	3	0	22	2	2	0	1	17	
34	Woodbury, Adam	c	1-3	0-0	2-2	1	5	6	2	4	0	1	1	0	19	
04	Marble, Roy Devyn	g	3-8	1-4	3-4	1	1	2	0	10	5	0	0	4	18	
10	Gesell, Mike	g	3-5	2-3	0-0	0	1	1	4	8	7	1	0	0	17	
00	Olaseni, Gabriel		5-10	0-0	0-2	5	0	5	2	10	0	1	3	0	13	
03	Jok, Peter		1-5	0-1	8-8	0	2	2	2	10	2	3	0	0	14	
05	Clemmons, Anthony		1-1	0-0	0-0	0	3	3	2	2	4	0	0	1	23	
13	Denning, Kyle		1-2	1-2	0-0	0	1	1	1	3	1	0	0	0	8	
15	McCabe, Zach		4-7	2-3	1-2	2	3	5	0	11	1	0	0	1	12	
20	Uthoff, Jarrod		3-7	0-1	5-6	4	7	11	2	11	0	2	1	0	18	
23	Ukah, Okey		0-1	0-0	1-2	1	1	2	0	1	0	0	1	0	5	
35	Stokes, Darius		1-3	0-0	0-0	0	0	0	1	2	0	0	0	0	8	
42	Meyer, Kyle		1-3	1-2	0-0	1	6	7	2	3	2	2	0	0	8	

Game 5 - Iowa 86, Penn 55

Official Basketball Box Score -- Game Totals -- Final Statistics

Penn vs Iowa

11/22/13 6 p.m. at Carver-Hawkeye Arena - Iowa City, IA

Penn 55 • 1-3

#	Player		Total		3-Ptr		Rebounds			PF	TP	A	TO	Blk	Stl	Min	
			FG	FGA	FG	FGA	FT	FTA	Off								Def
02	Brooks, Henry	f	3-5	0-0	0-0		1	3	4	3	6	0	6	1	0	21	
10	Dougherty, Fran	f	4-6	0-0	0-0		0	3	3	4	8	2	1	0	2	29	
10	Nelson-Henry, Darien	c	6-9	0-0	1-3		4	2	6	4	13	1	1	2	0	19	
00	Cartwright, Miles	g	1-4	0-2	4-4		0	3	3	4	6	3	4	0	0	20	
01	Hicks, Tony	g	3-10	1-6	3-4		1	3	4	3	10	5	6	0	0	31	
04	Lewis, Jamal		1-4	1-2	0-0		0	0	0	0	3	1	0	0	0	10	
05	Harrell, Julian		2-5	1-2	0-0		1	1	2	4	5	2	2	1	0	14	
13	Jones, Dylan		0-0	0-0	1-2		0	1	1	1	1	0	1	0	0	7	
15	Crocker, Camryn		1-2	0-1	1-1		0	0	0	3	3	0	1	0	0	12	
20	Jok, Dau		0-6	0-6	0-0		1	1	2	0	0	0	1	0	0	15	
21	Gunter, Cameron		0-1	0-0	0-2		1	1	2	1	0	0	0	0	0	5	
22	Rennard, Steve		0-3	0-2	0-0		0	3	3	1	0	0	1	0	0	9	
24	Howard, Matt		0-0	0-0	0-0		0	1	1	0	0	0	0	0	0	3	
30	Lucas-Perry, Patrick		0-1	0-1	0-0		0	0	0	1	0	1	1	0	0	3	
32	Troutt, Preston		0-2	0-1	0-0		1	0	1	0	0	0	0	0	0	2	
Team							5	4	9								
Totals							21	58	41	29	55	15	25	4	2	200	
FG % 1st Half: 11-25			44.0%	2nd half: 10-33			30.3%	Game: 21-58			36.2%						Deadball Rebounds 2
3FG % 1st Half: 2-8			25.0%	2nd half: 1-15			6.7%	Game: 3-23			13.0%						
FT % 1st Half: 3-6			50.0%	2nd half: 7-10			70.0%	Game: 10-16			62.5%						

Iowa 86 • 5-0

#	Player		Total FG-FGA	3-Ptr FG-FGA	FT-FTA	Rebounds Off Def Tot	PF	TP	A	TO	Blk	Stl	Min	
01	Basabe, Melsahn	f	1-5	0-0	3-4	3 3 6	1	5	0	0	0	1	19	
30	White, Aaron	f	2-6	0-0	3-5	2 5 7	0	7	0	0	0	1	22	
34	Woodbury, Adam	c	2-6	0-0	2-3	5 3 8	3	6	1	0	0	0	20	
04	Marble, Roy Devyn	g	4-13	1-5	4-7	1 1 2	1	13	3	2	1	6	26	
10	Gesell, Mike	g	4-10	2-6	0-0	0 0 0	2	10	2	0	0	2	21	
00	Olaseni, Gabriel	g	3-6	0-0	2-3	3 3 6	3	8	0	3	3	1	16	
03	Jok, Peter	g	2-4	1-2	3-4	0 1 1	2	8	0	0	0	0	14	
05	Clemmons, Anthony	g	1-3	1-2	4-6	0 0 0	1	7	3	2	0	1	17	
13	Denning, Kyle	g	1-1	0-0	0-0	0 1 1	0	2	0	0	0	0	5	
15	McCabe, Zach	g	0-2	0-1	1-2	0 2 2	3	1	0	1	0	1	8	
20	Uthoff, Jarrod	g	6-7	1-1	6-6	1 3 4	0	19	2	2	1	1	21	
23	Ukah, Okey	g	0-0	0-0	0-0	0 0 0	0	0	0	0	0	0	3	
35	Stokes, Darius	g	0-1	0-0	0-0	1 1 2	1	0	0	0	0	0	3	
42	Meyer, Kyle	g	0-2	0-1	0-0	1 2 3	0	0	0	0	0	0	5	
Team						1 1 2								
Totals			26-66	6-18	28-40	18 26 44	17	86	11	10	5	14	200	
FG % 1st Half: 16-38			42.1%	2nd half: 10-28			35.7%	Game: 26-66			39.4%			Deadball Rebounds 8
3FG % 1st Half: 2-8			25.0%	2nd half: 4-10			40.0%	Game: 6-18			33.3%			
FT % 1st Half: 14-20			70.0%	2nd half: 14-20			70.0%	Game: 28-40			70.0%			

Officials: Larry Scrotto, Glenn Mayborg, Paul Szelc
Technical fouls: Penn-None. Iowa-None.
Attendance: 15400

Score by periods	1st	2nd	Total
Penn	27	28	55
Iowa	48	38	86

Last FG - PENN 2nd-00:14, IOWA 2nd-02:42.
Largest lead - PENN by 4 1st-19:08, IOWA by 34 2nd-02:42.

	In	Off	2nd	Fast	Bench
Points	Paint	TO	Chance	Break	
PENN	30	10	14	0	12
IOWA	30	10	13	8	45

Score tied - 0 times.
Lead changed - 7 times.

Game 7 - Iowa 89, UTEP 53

Official Basketball Box Score -- Game Totals -- Final Statistics

Iowa vs UTEP

11/29/13 7 p.m. at Atlantis, Paradise Island, Bahamas

Iowa 89 • 7-0

#	Player		Total		3-Ptr		Rebounds			PF	TP	A	TO	Blk	Stl	Min
			FG	FGA	FG	FGA	FT	FTA	Off							
01	Basabe, Melsahn	f	5-8	0-0	0-0	0	7	7	0	10	0	0	1	0	1	19
30	White, Aaron	f	5-6	0-0	7-7	1	3	4	0	17	1	0	1	0	1	19
34	Woodbury, Adam	c	1-4	0-0	0-0	0	1	1	2	4	2	0	0	0	0	14
04	Marble, Roy Devyn	g	2-6	0-1	3-4	2	1	3	1	7	6	0	0	0	0	21
10	Gesell, Mike	g	2-5	1-2	0-0	0	3	3	1	5	7	1	0	1	24	24
00	Olaseni, Gabriel	g	1-4	0-0	2-2	4	4	8	2	4	1	1	0	0	0	15
03	Jok, Peter	g	4-9	2-4	4-5	0	0	0	3	14	1	1	0	0	0	17
05	Clemmons, Anthony	g	2-2	1-1	1-2	0	4	4	1	6	4	0	0	1	15	15
13	Denning, Kyle	g	0-0	0-0	0-0	0	0	0	0	0	0	0	0	0	0	3
15	McCabe, Zach	g	5-8	3-5	1-2	2	0	2	1	14	2	0	0	0	0	14
20	Uthoff, Jarrod	g	3-5	2-2	0-0	2	8	10	3	8	0	2	2	2	0	25
23	Ukah, Okey	g	1-1	0-0	0-0	0	0	0	0	2	0	0	0	0	0	3
35	Stokes, Darius	g	0-0	0-0	0-0	0	0	0	0	0	0	0	0	0	0	3
42	Meyer, Kyle	g	0-1	0-1	0-0	0	1	1	1	0	0	0	0	0	0	8
Team																
Totals			31-59	9-16	18-22	12	34	46	17	89	22	5	4	2	200	
FG % 1st Half: 17-29			58.6%	2nd half: 14-30			46.7%	Game: 31-59			52.5%					Deadball Rebounds 2
3FG % 1st Half: 5-8			62.5%	2nd half: 4-8			50.0%	Game: 9-16			56.3%					
FT % 1st Half: 8-10			80.0%	2nd half: 10-12			83.3%	Game: 18-22			81.8%					

UTEP 53 • 4-3

		Total	3-Ptr		Rebounds			PF	TP	A	TO	Blk	Stl	Min			
#	Player	FG	FGA	FG	FGA	FT	FTA								Off	Def	Tot
04	WASHBURN, Julian	f	4-14	1-4	4-4	0	0	0	0	0	13	3	1	0	1	33	
31	LANG, Cedrick	f	1-3	0-0	2-6	1	3	4	2	4	0	0	0	0	0	18	
21	BOHANNON, John	c	2-4	0-0	0-0	2	2	4	2	4	0	1	0	0	0	14	
13	MOORE, McKenzie	f	2-9	1-5	0-0	0	5	5	4	5	3	2	0	0	0	22	
24	CROSGILL, Justin	g	1-6	1-6	0-0	0	0	0	0	0	3	0	0	0	0	9	
02	RAGLAND, Jalen	g	0-3	0-2	0-0	0	0	0	0	0	0	0	0	0	1	10	
03	MBACHU, Victor	g	0-0	0-0	0-0	0	0	0	0	0	0	0	0	0	0	2	
05	COOPER, C.J.	f	2-4	2-4	0-0	1	0	1	1	6	3	2	0	0	0	26	
11	FLAGGERT, Jake	g	1-1	0-0	0-0	0	0	0	0	5	2	0	0	0	0	12	
15	CALDWELL, Tevin	g	0-0	0-0	0-0	0	0	0	0	0	0	0	0	0	0	2	
23	VINT, Hooper	g	1-2	0-1	0-0	0	0	2	2	1	2	0	0	0	0	12	
32	HUNTER, Vince	g	2-2	0-0	3-4	1	3	4	2	7	0	0	1	0	0	18	
41	WILLMS, Matt	g	2-4	0-0	3-7	0	3	3	0	7	2	0	1	2	22	22	
	Team					1	0	1				1					
Totals			18-52	5-22	12-21		6	18	24	17	53	11	7	2	4	200	
FG % 1st Half:		9-28	32.1%	2nd half:	9-24	37.5%	Game:	18-52	34.6%								Deadball
3FG % 1st Half:		2-13	15.4%	2nd half:	3-9	33.3%	Game:	5-22	22.7%								Rebounds
FT % 1st Half:		2-9	22.2%	2nd half:	10-12	83.3%	Game:	12-21	57.1%								3

Game 9 - Iowa 98, Notre Dame 93

Official Basketball Box Score -- Game Totals -- Final Statistics
Notre Dame vs Iowa
12/03/13 8:15 p.m. at Carver-Hawkeye Arena - Iowa City, IA

Notre Dame 93 • 5-2

#	Player	Total		3-Ptr		Rebounds		PF	TP	A	TO	Blk	Stl	Min
		FG-FGA	FG-FGA	FT-FTA	FT-FTA	Off	Def							
24	Pat Connaughton	f	4-12	2-7	2-2	0	3	3	4	12	4	1	2	32
11	Garrick Sherman	c	12-18	0-0	5-5	4	5	9	4	29	0	1	0	32
00	Eric Atkins	g	8-16	4-5	3-5	3	1	4	4	23	3	1	0	1
22	Jerian Grant	g	5-12	0-2	3-3	2	2	4	4	13	10	3	0	3
23	Demetrius Jackson	g	3-4	2-3	1-2	1	1	2	1	9	1	1	0	0
20	Austin Burgett		1-2	0-0	1-2	0	1	1	3	2	0	0	1	15
30	Zach Auguste		2-4	0-0	0-0	0	1	1	2	4	0	0	0	0
Team						1	1	2						
Totals			35-68	8-17	15-19	11	15	26	22	93	20	7	2	200

FG % 1st Half: 16-33 48.5% 2nd half: 19-35 54.3% Game: 35-68 51.5%
 3FG % 1st Half: 3-4 75.0% 2nd half: 5-13 38.5% Game: 8-17 47.1%
 FT % 1st Half: 8-9 88.9% 2nd half: 7-10 70.0% Game: 15-19 78.9%

Deadball
Rebounds
2

Iowa 98 • 8-1

#	Player	Total		3-Ptr		Rebounds		PF	TP	A	TO	Blk	Stl	Min
		FG-FGA	FG-FGA	FT-FTA	FT-FTA	Off	Def							
01	Basabe, Melsahn	f	3-4	0-0	0-0	0	1	1	1	6	0	1	1	0
30	White, Aaron	f	7-9	0-0	6-6	3	4	7	1	20	7	2	1	0
34	Woodbury, Adam	c	2-3	0-0	2-2	1	2	3	1	6	3	3	0	0
04	Marble, Roy Devyn	g	7-14	2-5	1-2	0	3	3	0	17	2	1	1	1
10	Gesell, Mike	g	3-6	2-3	2-2	1	4	5	2	10	2	2	0	2
00	Olaseni, Gabriel		3-5	0-0	3-4	3	2	5	3	9	2	1	1	0
03	Jok, Peter		1-3	1-2	0-0	0	0	0	1	3	0	0	0	0
05	Clemmons, Anthony		0-3	0-1	0-0	1	1	2	1	0	2	1	0	0
15	McCabe, Zach		3-5	1-1	3-3	1	2	3	4	10	1	0	0	0
20	Uthoff, Jarrod		4-6	1-1	8-10	1	5	6	1	17	1	1	1	0
Team						1	0	1						
Totals			33-58	7-13	25-29	12	24	36	15	98	20	12	5	3

FG % 1st Half: 19-33 57.6% 2nd half: 14-25 56.0% Game: 33-58 56.9%
 3FG % 1st Half: 3-7 42.9% 2nd half: 4-6 66.7% Game: 7-13 53.8%
 FT % 1st Half: 11-12 91.7% 2nd half: 14-17 82.4% Game: 25-29 86.2%

Deadball
Rebounds
2

Officials: Mike Kitts, Bo Boroski, Steve McLunkins
 Technical fouls: Notre Dame-None. Iowa-None.
 Attendance: 15400
 Big Ten/ACC Challenge

Score by periods	1st	2nd	Total
Notre Dame	43	50	93
Iowa	52	46	98

Points	In	Off	2nd	Fast	Bench
ND	Paint	T/O	Chance	Break	
IOWA	38	20	15	12	7
	50	12	9	39	

Last FG - ND 2nd-00:02, IOWA 2nd-00:20.
 Largest lead - ND by 5 1st-16:41, IOWA by 11 1st-05:56.

Score tied - 7 times.
 Lead changed - 6 times.

Game 11 - Iowa 92, Fairleigh Dickinson 59

Official Basketball Box Score -- Game Totals -- Final Statistics
Fairleigh Dickinson vs Iowa
12/09/13 6 p.m. at Carver-Hawkeye Arena - Iowa City, IA

Fairleigh Dickinson 59 • 3-9

#	Player	Total		3-Ptr		Rebounds		PF	TP	A	TO	Blk	Stl	Min
		FG-FGA	FG-FGA	FT-FTA	FT-FTA	Off	Def							
25	Gillette, Scooter	f	1-3	0-0	2-2	0	2	2	1	4	0	1	3	0
35	Owona, Mike	f	1-2	0-0	0-0	2	2	4	5	2	0	0	1	0
03	MacDonald, Matt	g	2-5	2-5	0-0	2	3	5	0	6	0	1	0	2
23	Sanders Jr., Sidney	g	5-20	0-3	6-6	0	0	0	2	16	2	4	0	2
24	Jones, Mustafa	g	1-8	1-4	0-0	0	1	1	3	3	1	0	0	1
02	Nix, Malachi		1-5	1-4	1-4	1	1	2	2	4	1	2	0	0
05	Dawson, Jayde		0-1	0-0	0-0	0	0	0	0	4	1	0	0	0
13	Kingsley, Scott		0-4	0-2	0-0	0	1	1	0	0	0	1	0	0
20	Harris, Xavier		2-4	0-0	1-2	3	1	4	3	5	2	0	1	0
21	Mann, Myles		0-2	0-0	0-0	1	2	3	3	0	0	0	0	0
22	Seilund, Mathias		8-11	3-4	0-0	0	5	5	2	19	1	0	3	2
Team						1	4	5						
Totals			21-65	7-22	10-14	10	22	32	22	59	11	10	8	7

FG % 1st Half: 10-30 33.3% 2nd half: 11-35 31.4% Game: 21-65 32.3%
 3FG % 1st Half: 4-10 40.0% 2nd half: 3-12 25.0% Game: 7-22 31.8%
 FT % 1st Half: 2-4 50.0% 2nd half: 8-10 80.0% Game: 10-14 71.4%

Deadball
Rebounds
3

Iowa 92 • 10-1

#	Player	Total		3-Ptr		Rebounds		PF	TP	A	TO	Blk	Stl	Min
		FG-FGA	FG-FGA	FT-FTA	FT-FTA	Off	Def							
01	Basabe, Melsahn	f	5-7	0-0	2-4	4	7	11	3	12	0	3	2	0
30	White, Aaron	f	3-4	0-0	2-2	1	1	2	1	8	3	1	0	3
34	Woodbury, Adam	c	4-8	0-0	0-1	2	1	3	3	8	1	0	1	0
04	Marble, Roy Devyn	g	3-9	1-3	0-0	1	2	3	1	7	2	2	0	1
10	Gesell, Mike	g	1-5	0-1	4-4	0	2	2	1	6	5	1	0	2
00	Olaseni, Gabriel		5-11	0-0	4-5	3	7	10	1	14	1	0	0	0
03	Jok, Peter		4-7	1-2	2-2	0	2	2	0	11	4	0	0	1
05	Clemmons, Anthony		2-3	0-0	0-0	1	1	2	3	4	1	0	0	0
13	Denning, Kyle		1-2	0-1	0-0	0	0	0	0	2	0	0	0	0
15	McCabe, Zach		2-6	1-3	5-6	1	0	1	0	10	2	0	0	1
20	Uthoff, Jarrod		4-5	1-1	1-3	3	7	10	0	10	0	0	0	0
23	Ukah, Okey		0-2	0-0	0-0	0	2	2	0	0	0	1	0	0
35	Stokes, Darius		0-1	0-0	0-0	0	1	1	0	0	0	0	0	0
42	Meyer, Kyle		0-0	0-0	0-0	0	0	0	0	0	0	0	0	0
Team						3	2	5						
Totals			34-70	4-11	20-27	19	35	54	13	92	19	8	3	8

FG % 1st Half: 17-35 48.6% 2nd half: 17-35 48.6% Game: 34-70 48.6%
 3FG % 1st Half: 3-7 42.9% 2nd half: 1-4 25.0% Game: 4-11 36.4%
 FT % 1st Half: 10-16 62.5% 2nd half: 10-11 90.9% Game: 20-27 74.1%

Deadball
Rebounds
2

Officials: Terry Oglesby, Larry Sciroto, Bill Ek
 Technical fouls: Fairleigh Dickinson-None. Iowa-None.
 Attendance: 13501
 Fouled Out: Fairleigh Dickinson - Owona (12:33)

Score by periods	1st	2nd	Total
Fairleigh Dickinson	26	33	59
Iowa	47	45	92

Points	In	Off	2nd	Fast	Bench
FDU	Paint	T/O	Chance	Break	
IOWA	26	6	5	4	28
	54	13	24	12	51

Last FG - FDU 2nd-00:22, IOWA 2nd-01:24.
 Largest lead - FDU by 6 1st-17:39, IOWA by 35 2nd-04:37.

Score tied - 1 time.
 Lead changed - 1 time.

Game 10 - Iowa 83, Drake 66

Official Basketball Box Score -- Game Totals -- Final Statistics
Iowa vs Drake
12/07/13 7:37 p.m. at Des Moines, Iowa (Wells Fargo Arena)

Iowa 83 • 9-1

#	Player	Total		3-Ptr		Rebounds		PF	TP	A	TO	Blk	Stl	Min
		FG-FGA	FG-FGA	FT-FTA	FT-FTA	Off	Def							
01	Basabe, Melsahn	f	7-10	0-0	1-2	2	6	8	2	15	0	1	1	0
30	White, Aaron	f	3-5	0-1	1-2	2	0	2	2	7	2	1	1	0
34	Woodbury, Adam	c	2-5	0-0	2-4	3	3	6	2	6	1	0	0	1
04	Marble, Roy Devyn	g	5-11	0-3	4-6	0	6	6	1	14	3	0	0	2
10	Gesell, Mike	g	1-4	0-1	0-0	0	3	3	3	2	2	1	0	0
00	Olaseni, Gabriel		0-2	0-0	3-4	1	1	2	2	3	0	1	2	1
03	Jok, Peter		5-12	1-5	3-4	3	4	7	1	14	1	0	0	1
05	Clemmons, Anthony		0-1	0-1	2-2	0	0	0	0	2	2	1	0	0
13	Denning, Kyle		0-0	0-0	0-0	0	0	0	0	0	0	0	0	0
15	McCabe, Zach		2-6	1-4	2-2	3	1	4	1	7	0	0	0	0
20	Uthoff, Jarrod		4-8	1-3	4-4	3	6	9	1	13	0	0	2	0
23	Ukah, Okey		0-0	0-0	0-0	0	0	0	0	0	0	0	0	0
35	Stokes, Darius		0-0	0-0	0-0	0	0	0	0	0	0	0	0	0
42	Meyer, Kyle		0-0	0-0	0-0	0	0	0	0	0	0	0	0	0
Team						0	0	0						
Totals			29-64	3-18	22-30	17	30	47	15	83	11	5	6	5

FG % 1st Half: 18-36 50.0% 2nd half: 11-28 39.3% Game: 29-64 45.3%
 3FG % 1st Half: 1-8 12.5% 2nd half: 2-10 20.0% Game: 3-18 16.7%
 FT % 1st Half: 12-17 70.6% 2nd half: 10-13 76.9% Game: 22-30 73.3%

Deadball
Rebounds
3

Drake 66 • 6-2

#	Player	Total		3-Ptr		Rebounds		PF	TP	A	TO	Blk	Stl	Min	
		FG-FGA	FG-FGA	FT-FTA	Off	Def	Tot								
25	Caird, Chris	f	7-11	5-8	2-2	0	5	5	3	21	1	1	0	0	36
31	Hawley, Aaron	f	3-11	1-6	0-0	0	0	0	3	7	1	0	0	0	27
45	VanDeest, Seth	c	1-2	0-0	2-2	2	3	5	2	4	1	0	1	1	19
02	Ricks, Gary	g	3-7	3-5	0-0	0	5	5	4	9	2	2	0	0	23
03	Carter, Richard	g	6-16	2-7	4-6	0	1	1	3	18	4	1	0	1	34
01	Madison, Karl		1-3	1-2	0-0	0	2	2	1	3	2	1	0	0	25
10	Berkeley, Trevor		0-1	0-1	0-0	0	0	0	2	0	1	2	0	1	11
21	Enevold, Jacob		1-4	0-0	0-0	1	4	5	3	2	1	0	0	0	15
13	McLaughlin, Mitch		0-0	0-0	0-0	0	0	0	0	0	0	0	0	0	0+
40	Ugbade, Daddy		1-3	0-0	0-0	0	2	2	0	2	0	1	0	0	10
	Team					3	0	3			1				
	Totals		23-58	12-29	8-10	6	22	28	21	66	13	9	1	3	200

Game 13 - Iowa 86, Ark.-Pine Bluff 61

Official Basketball Box Score -- Game Totals -- Final Statistics

Arkansas Pine Bluff vs Iowa

12/22/13 1 p.m. at Carver-Hawkeye Arena - Iowa City, IA

Arkansas Pine Bluff 61 • 2-9

#	Player	Total		3-Ptr		Rebounds		PF	TP	A	TO	Blk	Stl	Min
		FG-FGA	FT-FTA	FG-FGA	FT-FTA	Off	Def							
00	Tingle, Sean	f	0-2	0-0	0-2	1	0	1	1	0	2	0	0	9
03	Haynes, Davon	f	3-11	0-1	5-8	4	3	7	3	11	0	5	0	27
15	Whiting, Trent	f	0-1	0-0	0-0	0	1	1	0	0	0	1	2	14
14	Hammond, Tevin	g	7-14	4-9	1-3	1	0	1	1	19	5	5	0	35
23	Robinson, Ghiavonni	g	3-10	1-4	0-0	1	2	3	5	7	1	2	0	30
01	Mosley, Marcel	g	4-13	3-9	0-0	0	2	2	4	11	3	1	0	24
12	Floyd, Jaylon	g	0-1	0-0	0-0	3	0	3	4	0	1	0	0	12
21	Savage, Chandler	g	0-2	0-2	0-0	0	0	0	0	0	0	1	0	8
22	McIntyre, DeAndre	g	3-7	0-1	2-2	3	2	5	1	8	4	1	0	24
30	Brown, Jordan	g	2-4	0-0	1-2	1	1	2	1	5	0	0	0	16
40	Young, Jared	g	0-0	0-0	0-0	0	0	0	0	0	0	0	0	1
Team						1	1	2						
Totals			22-65	8-26	9-17	15	12	27	20	61	14	18	2	190

FG % 1st Half: 6-32 18.8% 2nd half: 16-33 48.5% Game: 22-65 33.8%
 3FG % 1st Half: 1-12 8.3% 2nd half: 7-14 50.0% Game: 8-26 30.8%
 FT % 1st Half: 2-5 40.0% 2nd half: 7-12 58.3% Game: 9-17 52.9%

Iowa 86 • 11-2

#	Player	Total		3-Ptr		Rebounds		PF	TP	A	TO	Blk	Stl	Min
		FG-FGA	FT-FTA	FG-FGA	FT-FTA	Off	Def							
01	Basabe, Melsahn	f	3-5	0-0	3-5	2	3	5	1	9	0	4	1	20
30	White, Aaron	f	3-3	0-0	2-2	0	2	2	0	8	0	0	0	8
34	Woodbury, Adam	c	3-4	0-0	4-4	2	2	4	2	10	4	2	0	18
04	Marble, Roy Devyn	g	2-3	1-1	3-6	0	1	1	0	8	1	1	0	10
10	Gesell, Mike	g	2-3	0-1	0-0	1	3	4	1	4	1	3	0	14
00	Olaseni, Gabriel	g	2-4	0-0	2-2	4	2	6	4	6	2	2	1	16
02	Oglesby, Josh	g	4-5	4-5	1-2	0	2	2	0	13	2	2	0	20
03	Jok, Peter	g	0-2	0-1	1-2	0	3	3	0	1	4	4	0	14
05	Clemmons, Anthony	g	2-3	2-3	0-0	0	1	1	1	6	2	2	1	19
13	Denning, Kyle	g	1-1	0-0	0-0	0	0	0	0	2	1	1	0	5
15	McCabe, Zach	g	1-5	0-2	0-0	0	7	7	0	2	2	0	0	16
20	Uthoff, Jarrod	g	6-8	3-4	1-2	1	4	5	0	16	3	4	1	26
23	Ukah, Okey	g	0-0	0-0	0-0	0	0	0	0	1	0	0	0	2
35	Stokes, Darius	g	0-0	0-0	1-2	0	0	0	1	1	0	1	0	6
42	Meyer, Kyle	g	0-1	0-0	0-0	0	0	0	2	0	0	1	0	6
Team						1	1	2						
Totals			29-47	10-17	18-27	11	31	42	12	86	22	27	4	200

FG % 1st Half: 18-24 75.0% 2nd half: 11-23 47.8% Game: 29-47 61.7%
 3FG % 1st Half: 5-6 83.3% 2nd half: 5-11 45.5% Game: 10-17 58.8%
 FT % 1st Half: 11-15 73.3% 2nd half: 7-12 58.3% Game: 18-27 66.7%

Officials: Ed Hightower, Steve McClunkins, Frank Spencer
 Technical fouls: Arkansas Pine Bluff-None. Iowa-None.
 Attendance: 15400
 Fouled Out: Arkansas Pine Bluff - Robinson (03:47)

Score by periods	1st	2nd	Total
Arkansas Pine Bluff	15	46	61
Iowa	52	34	86

Points	In	Off	2nd	Fast	Bench
UAPB	Paint	T/O	Chance	Break	
IOWA	28	20	7	9	24
	32	18	15	14	47

Last FG - UAPB 2nd-00:01, IOWA 2nd-00:47.
 Largest lead - UAPB None, IOWA by 43 2nd-09:46.

Score tied - 0 times.
 Lead changed - 0 times.

Game 15 - #4 Wisconsin 75, Iowa 71

Official Basketball Box Score -- Game Totals -- Final Statistics

Iowa vs Wisconsin

01/05/14 7:00pm at Kohl Center, Madison, WI

Iowa 71 • 12-3, 1-1

#	Player	Total		3-Ptr		Rebounds		PF	TP	A	TO	Blk	Stl	Min
		FG-FGA	FT-FTA	FG-FGA	FT-FTA	Off	Def							
01	Basabe, Melsahn	f	0-2	0-0	2-2	2	7	9	3	2	0	2	2	18
30	White, Aaron	f	3-5	0-0	6-8	2	6	8	0	12	0	1	2	0
34	Woodbury, Adam	c	1-2	0-0	1-2	1	2	3	4	3	0	0	1	13
04	Marble, Roy Devyn	g	10-24	4-5	3-4	1	2	3	4	27	1	3	0	36
10	Gesell, Mike	g	3-12	0-3	3-5	1	2	3	1	9	7	1	0	29
00	Olaseni, Gabriel	g	3-7	0-0	2-4	4	2	6	4	8	0	2	0	19
02	Oglesby, Josh	g	0-2	0-0	0-0	0	1	1	0	0	1	0	0	11
05	Clemmons, Anthony	g	0-1	0-0	0-0	0	0	0	3	0	1	1	0	9
15	McCabe, Zach	g	2-5	0-2	0-0	1	2	3	1	4	0	0	0	18
20	Uthoff, Jarrod	g	3-4	0-0	0-0	1	2	3	3	6	0	0	0	16
Team						3	0	3						
Totals			25-64	4-10	17-25	16	26	42	23	71	10	10	5	7

FG % 1st Half: 15-32 46.9% 2nd half: 10-32 31.3% Game: 25-64 39.1%
 3FG % 1st Half: 4-13 30.8% 2nd half: 2-6 33.3% Game: 4-10 40.0%
 FT % 1st Half: 3-5 60.0% 2nd half: 14-20 70.0% Game: 17-25 68.0%

Wisconsin 75 • 15-0, 2-0

#	Player	Total		3-Ptr		Rebounds		PF	TP	A	TO	Blk	Stl	Min
		FG-FGA	FT-FTA	FG-FGA	FT-FTA	Off	Def							
15	Dekker, Sam	f	2-12	1-5	3-7	5	1	6	3	8	1	0	2	34
44	Kaminsky, Frank	f	3-8	3-3	0-0	0	4	4	2	9	2	1	4	0
01	Brust, Ben	g	5-9	3-6	6-6	1	3	4	1	19	2	0	0	35
12	Jackson, Traevon	g	4-9	0-1	1-2	0	2	2	1	9	3	7	0	30
21	Gasser, Josh	g	3-5	2-3	6-7	0	0	0	4	14	1	1	0	25
10	Hayes, Nigel	g	1-4	0-0	6-10	1	3	4	4	8	1	0	0	14
13	Dukan, Duje	g	1-3	1-2	3-3	2	5	7	4	6	0	2	0	20
34	Koenig, Bronson	g	1-3	0-2	0-0	1	1	2	3	2	1	0	0	8
24	Bohannon, Zach	g	0-0	0-0	0-0	0	0	0	0	0	0	0	0	2
Team						1	5	6						
Totals			20-53	10-22	25-35	11	24	35	22	75	11	12	6	2

FG % 1st Half: 8-30 26.7% 2nd half: 12-23 52.2% Game: 20-53 37.7%
 3FG % 1st Half: 4-13 30.8% 2nd half: 6-9 66.7% Game: 10-22 45.5%
 FT % 1st Half: 4-9 44.4% 2nd half: 21-26 80.8% Game: 25-35 71.4%

Officials: Tom Eades, John Gaffney, Tim Clougherty
 Technical fouls: Iowa-TEAM 2. Wisconsin-None.
 Attendance: 17249

Score by periods	1st	2nd	Total
Iowa	35	36	71
Wisconsin	24	51	75

Points	In	Off	2nd	Fast	Bench
IOWA	Paint	T/O	Chance	Break	
WIS	36	10	23	9	18
	12	6	7	4	16

Last FG - IOWA 2nd-00:09, WIS 2nd-01:06.
 Largest lead - IOWA by 11 1st-12:48, WIS by 8 2nd-07:47.

Score tied - 1 time.
 Lead changed - 3 times.

Game 14 - Iowa 67, Nebraska 57

Official Basketball Box Score -- Game Totals -- Final Statistics

Nebraska vs Iowa

12/31/13 6 p.m. at Carver-Hawkeye Arena - Iowa City, Iowa

Nebraska 57 • 8-5, 0-1

#	Player	Total		3-Ptr		Rebounds		PF	TP	A	TO	Blk	Stl	Min
		FG-FGA	FT-FTA	FG-FGA	FT-FTA	Off	Def							
05	Petteway, Terran	f	8-18	2-6	2-3	2	10	12	4	20	1	4	1	35
35	Pitchford, Walter	f	4-15	1-4	4-4	8	4	12	2	13	1	0	0	30
00	Webster, Tai	g	0-4	0-1	2-2	0	3	3	4	2	4	2	0	31
15	Gallagos, Ray	g	0-0	0-0	0-1	0	1	1	4	0	2	1	0	23
31	Shields, Shavon	g	4-12	2-3	0-0	3	1	4	2	10	0	2	0	37
01	Biggs, Deverell	g	4-12	0-2	4-8	1	3	4	5	12	1	2	0	20
03	Parker, Benny	g	0-1	0-0	0-0	0	0	0	0	0	0	0	0	3
04	Hawkins, Nathan	g	0-3	0-2	0-0	0	2	2	4	0	0	0	0	11
21	Smith, Leslee	g	0-2	0-0	0-0	1	1	2	3	0	0	0	0	10
Team						2	2	4						
Totals			20-67	5-18	12-18	17	27	44	28	57	9	12	1	100

FG % 1st Half: 10-38 26.3% 2nd half: 10-29 34.5% Game: 20-67 29.9%
 3FG % 1st Half: 2-9 22.2% 2nd half: 3-9 33.3% Game: 5-18 27.8%
 FT % 1st Half: 1-2 50.0% 2nd half: 11-16 68.8% Game: 12-18 66.7%

Iowa 67 • 12-2, 1-0

#	Player		Total		3-Ptr		Rebounds		PF	TP	A	TO	Blk	Stl	Min
			FG-FGA	FT-FTA	FG-FGA	FT-FTA	Off	Def							
01	Basabe, Melsahn	f	2-5	0-0	1-2	1	6	7	1	5	0	1	3	1	23
30	White, Aaron	f	5-10	1-3	2-4	0	7	7	2	13	2	1	0	2	37
34	Woodbury, Adam	c	4-5	0-0	0-0	2	2	4	1	8	1	1	1	0	15
04	Marble, Roy Devyn	g	4-12	0-1	7-11	4	4	8	3	15	2	2	0	0	31
10	Gesell, Mike	g	2-5	0-1	3-6	0	1	1	1	7	3	4	0	2	19
00	Olaseni, Gabriel		1-1	0-0	0-0	1	4	5	1	2	0	1	2	0	12
02	Oglesby, Josh		0-2	0-1	0-0	0	0	0	1	0	0	1	1	0	11
03	Jok, Peter		0-0	0-0	1-2	0	0	0	0	1	0	0	0	0	4
05	Clemmons, Anthony		0-0	0-0	2-4	0	1	1	4	2	1	2	0	0	15
15	McCabe, Zach		1-4	0-0	1-3	0	1	1	3	3	1	0	0	0	11
20	Uthoff, Jarrod		3-4	0-0	5-7	0	4	4	0	11	0	2	1	0	22
	Team					2	2	4							
Totals			22-48	1-6	22-39	10	32	42	17	67	10	15	8	6	200

IOWA HAWKEYE BASKETBALL
Iowa Combined Team Statistics (as of Jan 09, 2014)
Conference games

RECORD:	OVERALL	HOME	AWAY	NEUTRAL
ALL GAMES	2-1	2-0	0-1	0-0
CONFERENCE	2-1	2-0	0-1	0-0
NON-CONFERENCE	0-0	0-0	0-0	0-0

		Total				3-Point		F-Throw		Rebounds													
##	Player	gp-gs	min	avg	fg-fga	fg%	3fg-fga	3fg%	ft-fa	ft%	off	def	tot	avg	pf	dq	a	to	blk	stl	pts	avg	
04	Marble, Roy Devyn	3-3	91	30.3	19-43	.442	7-9	.778	12-19	.632	5	8	13	4.3	10	0	9	5	0	7	57	19.0	
30	White, Aaron	3-3	98	32.7	12-22	.545	1-3	.333	18-22	.818	4	21	25	8.3	3	0	7	6	2	3	43	14.3	
10	Gesell, Mike	3-3	73	24.3	8-22	.364	2-7	.286	7-13	.538	1	5	6	2.0	3	0	16	6	1	7	25	8.3	
20	Uthoff, Jarrod	3-0	57	19.0	8-13	.615	1-2	.500	7-9	.778	2	8	10	3.3	4	0	2	3	4	1	24	8.0	
01	Basabe, Melsahn	3-3	65	21.7	7-12	.583	0-0	.000	9-14	.643	6	20	26	8.7	5	0	0	5	6	1	23	7.7	
34	Woodbury, Adam	3-3	47	15.7	9-14	.643	0-0	.000	3-4	.750	4	6	10	3.3	7	0	1	5	2	2	21	7.0	
15	McCabe, Zach	3-0	43	14.3	6-16	.375	1-5	.200	1-3	.333	2	5	7	2.3	7	0	1	1	0	1	14	4.7	
00	Olaseni, Gabriel	3-0	41	13.7	5-9	.556	0-0	.000	3-6	.500	5	9	14	4.7	10	1	1	3	2	0	13	4.3	
02	Oglesby, Josh	3-0	39	13.0	2-10	.200	1-4	.250	0-0	.000	1	3	4	1.3	3	0	2	1	1	0	5	1.7	
03	Jok, Peter	2-0	11	5.5	0-0	.000	0-0	.000	3-4	.750	0	1	1	0.5	0	0	0	0	0	0	3	1.5	
05	Clemmons, Anthony	3-0	33	11.0	0-2	.000	0-0	.000	3-6	.500	0	1	1	0.3	8	0	3	5	0	1	3	1.0	
35	Stokes, Darius	1-0	1	1.0	0-0	.000	0-0	.000	0-0	.000	0	0	0	0.0	0	0	0	0	0	0	0	0.0	
42	Meyer, Kyle	1-0	1	1.0	0-0	.000	0-0	.000	0-0	.000	0	0	0	0.0	0	0	0	0	1	0	0	0.0	
Team											6	2	8										
Total.....		3	600		76-163	.466	13-30	.433	66-100	.660	36	89	125	41.7	60	1	42	40	19	23	231	77.0	
Opponents.....		3	600		63-179	.352	20-64	.313	53-78	.679	38	69	107	35.7	78	3	24	37	9	18	199	66.3	

TEAM STATISTICS	IOWA	OPP
SCORING	231	199
Points per game	77.0	66.3
Scoring margin	+10.7	-
FIELD GOALS-ATT	76-163	63-179
Field goal pct	.466	.352
3 POINT FG-ATT	13-30	20-64
3-point FG pct	.433	.313
3-pt FG made per game	4.3	6.7
FREE THROWS-ATT	66-100	53-78
Free throw pct	.660	.679
F-Throws made per game	22.0	17.7
REBOUNDS	125	107
Rebounds per game	41.7	35.7
Rebounding margin	+6.0	-
ASSISTS	42	24
Assists per game	14.0	8.0
TURNOVERS	40	37
Turnovers per game	13.3	12.3
Turnover margin	-1.0	-
Assist/turnover ratio	1.1	0.6
STEALS	23	18
Steals per game	7.7	6.0
BLOCKS	19	9
Blocks per game	6.3	3.0
ATTENDANCE	29416	17249
Home games-Avg/Game	2-14708	1-17249
Neutral site-Avg/Game	-	0-0

Date	Opponent		Score	Att.
* 12/31/13	NEBRASKA	W	67-57	15400
* 01/05/14	at Wisconsin	L	71-75	17249
* 01/09/14	NORTHWESTERN	W	93-67	14016

* = Conference game
^ = Battle 4 Atlantis, Paradise Island, Bahamas
= Big Four Classic, Des Moines, Iowa

Score by Periods	1st	2nd	Totals
Iowa	106	125	231
Opponents	73	126	199

IOWA HAWKEYE BASKETBALL
Iowa Combined Team Statistics (as of Jan 09, 2014)
All games

RECORD:	OVERALL	HOME	AWAY	NEUTRAL
ALL GAMES	13-3	10-0	0-2	3-1
CONFERENCE	2-1	2-0	0-1	0-0
NON-CONFERENCE	11-2	8-0	0-1	3-1

##	Player	gp-gs	min	avg	Total		3-Point		F-Throw		Rebounds				pf	dq	a	to	blk	stl	pts	avg
					fg-fga	fg%	3fg-fga	3fg%	ft-fa	ft%	off	def	tot	avg								
04	Marble, Roy Devyn	16-16	428	26.8	83-199	.417	25-66	.379	65-101	.644	17	40	57	3.6	22	0	55	22	2	35	256	16.0
30	White, Aaron	16-16	403	25.2	73-112	.652	3-11	.273	66-78	.846	25	81	106	6.6	17	1	35	31	8	14	215	13.4
20	Uthoff, Jarrod	16-0	328	20.5	54-95	.568	11-21	.524	46-55	.836	23	74	97	6.1	22	0	15	17	22	6	165	10.3
15	McCabe, Zach	16-0	261	16.3	41-98	.418	17-44	.386	22-30	.733	21	31	52	3.3	35	2	15	11	0	6	121	7.6
01	Basabe, Melsahn	16-16	298	18.6	46-84	.548	0-0	.000	29-47	.617	28	78	106	6.6	23	0	2	19	16	7	121	7.6
10	Gesell, Mike	16-16	340	21.3	37-95	.389	14-38	.368	17-28	.607	5	27	32	2.0	28	1	60	17	2	21	105	6.6
03	Jok, Peter	15-0	198	13.2	30-79	.380	12-38	.316	26-32	.813	5	18	23	1.5	12	0	17	12	2	6	98	6.5
00	Olaseni, Gabriel	16-0	251	15.7	32-72	.444	0-0	.000	35-49	.714	41	42	83	5.2	37	1	9	13	26	4	99	6.2
34	Woodbury, Adam	16-16	263	16.4	37-71	.521	0-0	.000	21-29	.724	27	39	66	4.1	43	2	18	18	6	8	95	5.9
02	Oglesby, Josh	4-0	59	14.8	6-15	.400	5-9	.556	1-2	.500	1	5	6	1.5	3	0	4	3	1	1	18	4.5
05	Clemmons, Anthony	16-0	270	16.9	19-35	.543	6-13	.462	21-32	.656	3	23	26	1.6	24	0	43	20	4	8	65	4.1
13	Denning, Kyle	8-0	41	5.1	6-11	.545	2-7	.286	0-0	.000	0	3	3	0.4	1	0	4	1	0	1	14	1.8
42	Meyer, Kyle	9-0	48	5.3	2-9	.222	1-4	.250	1-2	.500	4	11	15	1.7	5	0	4	5	1	1	6	0.7
23	Ukah, Okey	8-0	25	3.1	1-4	.250	0-0	.000	1-2	.500	1	4	5	0.6	0	0	0	1	1	0	3	0.4
35	Stokes, Darius	9-0	37	4.1	1-6	.167	0-0	.000	1-2	.500	1	2	3	0.3	7	0	0	2	0	0	3	0.3
Team											26	16	42		1							
Total.....		16	3250		468-985	.475	96-251	.382	352-489	.720	228	494	722	45.1	280	7	281	192	91	118	1384	86.5
Opponents.....		16	3250		365-1003	.364	106-381	.278	215-325	.662	204	360	564	35.2	373	14	188	226	47	102	1051	65.7

TEAM STATISTICS	IOWA	OPP	Date	Opponent	Score	Att.
SCORING	1384	1051	11/08/13	UNC WILMINGTON	w 82-39	15293
Points per game	86.5	65.7	11/10/13	NEBRASKA-OMAHA	w 83-75	14271
Scoring margin	+20.8	-	11/14/13	MD. EASTERN SHORE	w 109-63	13374
FIELD GOALS-ATT	468-985	365-1003	11/17/13	ABILENE CHRISTIAN	w 103-41	14733
Field goal pct	.475	.364	11/22/13	PENN	w 86-55	15400
3 POINT FG-ATT	96-251	106-381	^ 11/28/13	vs Xavier	Wot 77-74	2258
3-point FG pct	.382	.278	^ 11/29/13	vs UTEP	w 89-53	2664
3-pt FG made per game	6.0	6.6	^ 11/30/13	vs Villanova	Lot 83-88	2593
FREE THROWS-ATT	352-489	215-325	12/03/13	NOTRE DAME	w 98-93	15400
Free throw pct	.720	.662	# 12/07/13	vs Drake	w 83-66	14512
F-Throws made per game	22.0	13.4	12/09/13	FAIRLEIGH DICKINSON	w 92-59	13501
REBOUNDS	722	564	12/13/13	at Iowa State	L 82-85	14384
Rebounds per game	45.1	35.2	12/22/13	ARKANSAS PINE BLUFF	w 86-61	15400
Rebounding margin	+9.9	-	* 12/31/13	NEBRASKA	w 67-57	15400
ASSISTS	281	188	* 01/05/14	at Wisconsin	L 71-75	17249
Assists per game	17.6	11.8	* 01/09/14	NORTHWESTERN	w 93-67	14016
TURNOVERS	192	226				
Turnovers per game	12.0	14.1				
Turnover margin	+2.1	-				
Assist/turnover ratio	1.5	0.8				
STEALS	118	102				
Steals per game	7.4	6.4				
BLOCKS	91	47				
Blocks per game	5.7	2.9				
ATTENDANCE	146788	53660				
Home games-Avg/Game	10-14679	2-15816				
Neutral site-Avg/Game	-	4-5507				

* = Conference game
^ = Battle 4 Atlantis, Paradise Island, Bahamas
= Big Four Classic, Des Moines, Iowa

Score by Periods	1st	2nd	OT	Totals
Iowa	704	661	19	1384
Opponents	454	576	21	1051