

# IOWA BASKETBALL



2015-2016  
MEDIA GUIDE







**2015-16 Schedule**

Date .....	Opponent .....	Time (TV)
Thurs., Oct. 29 .....	Sioux Falls (Exb.) .....	7 p.m. (BTN Plus)
Fri., Nov. 6 .....	Augustana, S.D. (Exb.) .....	7 p.m. (BTN Plus)
Fri., Nov. 13 .....	Gardner-Webb .....	8:30 p.m. (ESPN3)
Sun., Nov. 15 .....	Coppin State .....	4 p.m. (BTN)
Thurs., Nov. 19 .....	at Marquette .....	8 p.m. (FS1)
Thurs., Nov. 26 .....	vs. Dayton ^ .....	8 p.m. (ESPN2)
Fri., Nov. 27 .....	vs. Monmouth/Notre Dame ^ .....	TBD (TBD)
Sun., Nov. 29 .....	vs. TBD ^ .....	TBD (TBD)
Wed., Dec. 2 .....	Florida State % .....	8:15 p.m. (ESPNU)
Sat., Dec. 5 .....	UMKC .....	2 p.m. (ESPN3)
Mon., Dec. 7 .....	Western Illinois .....	6 p.m. (BTN)
Thurs., Dec. 10 .....	at Iowa State * .....	6:30 p.m. (ESPN2)
Sat., Dec. 19 .....	vs. Drake + .....	3:30 p.m. (ESPN3)
Tues., Dec. 22 .....	Tennessee Tech .....	7:30 p.m. (ESPN3)
Tues., Dec. 29 .....	Michigan State .....	8 p.m. (BTN)
Sat., Jan. 2 .....	at Purdue .....	5 p.m. (BTN)
Tues., Jan. 5 .....	Nebraska .....	8 p.m. (BTN)
Thurs., Jan. 14 .....	at Michigan State .....	6 p.m. (ESPN/2)
Sun., Jan. 17 .....	Michigan .....	1/3:30 p.m. (BTN)
Thurs., Jan. 21 .....	at Rutgers .....	6 p.m. (ESPNU)
Sun., Jan. 24 .....	Purdue .....	Noon (BTN)
Thurs., Jan. 28 .....	at Maryland .....	6 p.m. (ESPN/2/U)
Sun., Jan. 31 .....	Northwestern .....	2 p.m. (BTN)
Wed., Feb. 3 .....	Penn State .....	6 p.m. (ESPNU)
Sun., Feb. 7 .....	at Illinois .....	5 p.m. (ESPNU)
Thurs., Feb. 11 .....	at Indiana .....	8 p.m. (ESPN/2)
Sun., Feb. 14 .....	Minnesota .....	6:30 p.m. (BTN)
Wed., Feb. 17 .....	at Penn State .....	5:30 p.m. (BTN)
Wed., Feb. 24 .....	Wisconsin .....	8 p.m. (BTN)
Sat/Sun, Feb. 27/28 .....	at Ohio State .....	TBD (TBD)
Tues., March 1 .....	Indiana .....	8 p.m. (ESPN)
Sat., March 5 .....	at Michigan .....	7 p.m. (BTN)
Wed.-Sun., March 9-13 .....	at Big Ten Tournament .....	TBD (BTN/CBS/ESPN)
March 15-16 .....	at First Four .....	Dayton, Ohio
March 17-20 .....	NCAA Tournament, First/Second Rounds	
March 24-27 .....	NCAA Tournament, Regional Finals	
April 2-4 .....	NCAA Final Four .....	Houston, Texas

^ -- *Advocate Invitational, Orlando, Florida*% -- *Big Ten/ACC Challenge*\* -- *Iowa Corn Cy-Hawk Series*+ -- *Hy-Vee Big Four Classic -- Des Moines, Iowa***Note:** All times listed are Central time**University of Iowa Nondiscrimination Statement**

The University of Iowa prohibits discrimination in employment, educational programs, and activities on the basis of race, national origin, color, creed, religion, sex, age, disability, veteran status, sexual orientation, gender identity, or associational preference. The University also affirms its commitment to providing equal opportunities and equal access to University facilities. For additional information on nondiscrimination policies, contact the Office of Equal Opportunity and Diversity (319-335-0705): <http://www.uiowa.edu/~our/opmanual/ii/06.htm>.

**Contents**

Hawkeye Basketball Style .....	2
Iowa Basketball Tradition .....	3
2015-16 Roster .....	4-5
2015-16 Season Preview .....	6-8
President Bruce Harreld .....	9
Director of Athletics Gary Barta .....	10-11
Head Coach Fran McCaffery .....	12-25
Assistant Coaches/Support Staff .....	26-33
2015-16 Iowa Hawkeye Bio Information .....	36-53
2014-15 Stats and Review Information .....	54-61
All-Time Series Results .....	62-63
Record vs. All Conferences .....	64-65
All-Time Series Scores .....	66-79
SID Directory .....	79
Day-by-Day Results .....	80-81
Individual Records .....	82
Team Records/Career & Single Season Double-Double Leaders .....	83
Single Game - - Individual Leaders .....	84
Season - - Individual Leaders .....	85
Career - - Individual Leaders .....	86
Team Leaders - - Single Game & Season .....	87
Season-by-Season Leaders .....	88-89
Basketball Attendance/Largest Crowds .....	90
Miscellaneous Records .....	91-98
Iowa's Tournament Records .....	99
Carver-Hawkeye Arena Records .....	100
1,000-Point Club .....	101-106
NCAA Box Scores .....	107-120
NIT Box Scores .....	121-125
All-Time Coaching Numbers .....	126
Iowa Basketball Yearly Record .....	127-128
Year-By-Year Scores .....	129-147
Tournament History .....	148-152
Year-By-Year Statistics .....	153-155
Iowa's Basketball History Information .....	156-165
Hawkeyes in the NBA Draft .....	166
All-Time Lettermen / Jerseys .....	167-171
Composite Big Ten Schedule .....	172-174
Hawkeye Visions .....	175
Media Information .....	176-177
2015-16 Iowa Basketball Headshots .....	180

**Iowa Athletic Communications**

S300 Carver-Hawkeye Arena  
One Elliott Drive  
Iowa City, IA 52242  
Office Telephone: ..... 319-335-9411

Matthew Weitzel, Associate Director, Basketball Contact  
Steve Roe, Director  
[matthew-weitzel@uiowa.edu](mailto:matthew-weitzel@uiowa.edu)  
[steven-roe@uiowa.edu](mailto:steven-roe@uiowa.edu)

**CREDITS**

**Publisher:** The University of Iowa Athletic Department  
**Editors:** Matt Weitzel, Steve Roe, and Traci Wagner  
**Design:** Matt Ellison, Art Director  
**Photographers:** Brian Ray; Darren Miller; Jeff Becker; Bill Adams  
**Printer:** Cedar Graphics; Cedar Rapids, Iowa  
**To Order:** Iowa Basketball Media Guides are available at the Iowa Hawk Shop. For more information call the Iowa Hawk Shop/University Bookstore (319) 335-3179.



**PLAYING WITH PASSION AND A LOVE OF THE GAME: PUSHING THE BALL AND AGGRESSIVELY ATTACKING THE BASKET; FINDING THE OPEN TEAMMATE; CHANGING DEFENSE AND DISRUPTING THE RHYTHM OF THE OPPONENTS; SINKING THE OPEN 3-POINTER; AND HELPING OUT TEAMMATES**

When you add those components together, they add up to Iowa basketball, a style of basketball that is all-out fun for 40 minutes, a style of play that is exciting to watch, but more importantly, a style of basketball that players love to play.

As the Iowa Hawkeyes head into the 2015-16 season, the sixth year under coach Fran McCaffery and his coaching staff, Iowa basketball is in the midst of a new era that features exciting and fun basketball that players enjoy playing and fans enjoying watching.

*"Hawkeye fans and our players will enjoy our style of basketball. We are going to compete and play the game the right way. We want to play an up-tempo style, push the ball, attack the basket and catch the defense off balance. We want to score in the 80s and 90s. Defensively, we want to change defenses and disrupt rhythm. We want to give Hawkeye fans an exciting style of basketball to watch. Our players are going to have fun and enjoy what they do on the floor."*

*"We have a solid foundation and a tremendous environment to work with as we look to build on our 24 NCAA Tournament appearances and two Big Ten Tournament championships. We embrace the Hawkeye tradition and look forward to the challenges ahead."*

**FRAN MCCAFFERY**  
Head Coach  
University of Iowa

McCaffery took over the Iowa basketball program in 2010 after rebuilding three basketball programs (Lehigh, UNC-Greensboro and Siena) as a head coach. McCaffery became just the 12th Division I coach to take four different programs (Iowa, Siena, UNC Greensboro and Lehigh) to the NCAA Tournament. He is the first to do so with three programs from one-bid leagues.

McCaffery has one of the most experienced coaching staffs in the nation at the University of Iowa. Kirk Speraw, Sherman Dillard, Andrew Francis, and Billy Taylor have over seven decades of combined coaching experience.

In five seasons as the head coach at Siena, McCaffery led his team to an average of better than 22 victories per year, including back-to-back 27-win campaigns in 2009 and 2010. He led the Saints to three straight regular season championships and NCAA Tournament appearances (2008-10).

Eleven of McCaffery's 19 teams boasted third place or better finishes in their respective conference, including capturing league tournament titles five times. McCaffery coached teams have competed in seven NCAA Tournaments and three NIT's.

**Consider these facts about Fran McCaffery and his coaching career:**

He was named MAAC Coach of the Year in 2009 and District I Coach of the Year in 2010 by the National Association of Basketball Coaches

McCaffery has posted nine 20-win seasons as a head coach, including seven of the last nine years and the last three seasons.

Iowa tied for third place in the challenging Big Ten in 2015, giving McCaffery 15 upper division finishes, including three straight, in 19 years as a head coach.

The Hawkeyes were ranked in both the Associated Press and Coaches polls 16 consecutive weeks in 2014, climbing as high as 10th in both polls on Jan. 13.

Led Iowa to 25 victories in 2013, equaling its second-highest total in school history, while also winning a school-record 18 home games. The Hawkeyes won 22 in 2015 en route to advancing to the third round of the NCAA Tournament.

In 19 years as a head coach, has led his teams to five conference tournament championships and 10 postseason appearances.



*Jarrod Uthoff is one of five seniors on this year's Iowa basketball team.*



# 2015-16

# THE UNIVERSITY OF IOWA

## ONE OF THE NATION'S VERY BEST

Iowa City, Iowa. It is the home for one of the nation's leading public universities, the University of Iowa.

It's also the home of one of the nation's most successful college basketball programs, the Iowa Hawkeyes.

24 NCAA Tournament appearances • 3 Final Fours • 8 Sweet Sixteens • 4 Elite Eights • 8 Big Ten Championships

### HERE IS A SAMPLING OF IOWA'S MOST RECENT SUCCESS:

Iowa basketball posted seven straight winning seasons between 2000-07, including 25 victories in 2006, second most in school history. Along with winning the 2006 Big Ten Conference Tournament, Iowa placed second during the regular season, just one game out of first place.

The Hawkeyes won all 17 home games in 2006, posting the first-ever perfect record in Carver-Hawkeye Arena. Iowa has posted a 117-43 record in Carver-Hawkeye Arena over the past nine seasons, including a 45-10 mark the last three years. Iowa won a school-record 18 home games in 2013.

Iowa advanced to the NCAA Tournament in 2014 (first round) and 2015 (third round), and reached the NIT in (Round of 16) and 2013 (runner-up).

Iowa has appeared in the NCAA Tournament 21 times over the past 37 years. The Hawkeyes have made three appearances in the NCAA Final Four and have advanced to the Sweet 16 three times since 1987.

The seven winningest seasons in Iowa basketball history, 30 wins in 1987, 25 wins in 2013 and 2006, 24 wins in 1988 and 23 wins in 1989, 1993, 1996 and 2001, are an indication of the past successes of Iowa basketball. Iowa has posted 20 or more wins in 11 of the past 20 seasons, including the last three.

Leading the Hawkeye program is head coach Fran McCaffery, who guided Iowa to the postseason the last four years with two NCAA Tournament berths and two trips to the NIT. McCaffery led three former teams to conference championships and five NCAA Tournaments. He was tabbed the 2009 MAAC Coach of the year and 2010 NABC District I Coach of the Year. In 19 years as a college head coach, McCaffery's teams have averaged 18 wins per year. While at Siena, the Saints averaged over 22 wins during his tenure.

### IOWA BASKETBALL: GREAT SUCCESS AND GREAT TRADITION

During the 2001-02 season, the University of Iowa celebrated 100 Years of Basketball. Iowa's basketball history includes 77 winning seasons, including 26 years in which the Hawkeyes have won 20 or more games.

ESPN released its 2009 college basketball encyclopedia and inside it included its ESPN/Sagarin all-time rankings. The University of Iowa's success on the court garnered the program a ranking of No. 10 in the country!

Iowa basketball teams have advanced to the NCAA Tournament 24 times, advancing to the NCAA Final Four in 1955, 1956 and 1980. In fact, Iowa is one of just 40 Division I programs to advance to the NCAA Tournament on more than 20 occasions. In addition, Iowa has made seven appearances in the NIT postseason tournament.

The start of the Iowa basketball program can be traced back to January 18, 1896. On that date, Iowa City was the site of the first college basketball game played with five players on a side. The historic event took place in Close Hall on the University of Iowa campus. In that first game, the University of Chicago defeated Iowa, 15-12, with neither team using any substitutes.

From that first game in 1896, the Iowa basketball program has been recognized as one of the best in the nation. *Street & Smith's* magazine recently selected its "100 Greatest College Basketball Programs of All Time". In its special publication, the magazine recognized the Iowa program as No. 40 among over 300 Division I programs.





No.	Name	Pos.	Ht.	Wt.	Yr.	Hometown	High School/Last School
0	Ahmad Wagner	F	6-7	222	Fr.	Yellow Springs, Ohio	Wayne
1	Dale Jones	F	6-7	217	Jr.	Waterloo, Iowa	Waterloo West/Tyler JC (TX)
2	Andrew Fleming	G	6-5	198	Fr.	Nashville, Tenn.	Oak Hill Academy (VA)
3	Michael Soukup	G	6-4	164	Jr.	Danville, Iowa	Danville/Southeastern CC
4	Isaiah Moss	G	6-5	196	Fr.	Chicago, Ill.	Simeon
5 ***	Anthony Clemmons	G	6-2	193	Sr.	Lansing, Mich.	Sexton
10 ***	Mike Gesell	G	6-2	190	Sr.	South Sioux City, Neb.	South Sioux City
11	Christian Williams	G	6-6	188	Fr.	Decatur, Ill.	St. Teresa
13	Steven Soukup	G	6-4	168	Jr.	Danville, Iowa	Danville/Southeastern CC
14 **	Peter Jok	G	6-6	199	Jr.	West Des Moines, Iowa	Valley
20 **	Jarrod Uthoff	F	6-9	220	Sr.	Cedar Rapids, Iowa	Jefferson/Wisconsin
23 **	Okey Ukah	F	6-7	217	Sr.	Iowa City, Iowa	West/Kirkwood CC
24	Brady Ellingson	G	6-4	189	Fr.^	Sussex, Wis.	Sussex
25 *	Dom Uhl	F	6-9	216	So.	Frankfurt, Germany	Point Pleasant Beach (NJ)
30	Brandon Hutton	F	6-5	212	Fr.	Chicago, Ill.	De La Salle
34 ***	Adam Woodbury	C	7-1	249	Sr.	Sioux City, Iowa	East
51	Nicholas Baer	F	6-7	198	Fr.^	Bettendorf, Iowa	Bettendorf

**Head Coach:** Fran McCaffery

**Assistant Coaches:** Kirk Speraw, Andrew Francis, Sherman Dillard

**Director of Basketball Operations:** Billy Taylor

**Video Coordinator:** Al Seibert

**Administrative Assistant/Assistant Video Coordinator:** Kyle Denning

## PRONUNCIATION GUIDE

Kirk Speraw..... SPEAR-awe  
Peter Jok ..... JOCK  
Dom Uhl ..... YULE  
Jarrod Uthoff ..... YOU-toff

Mike Gesell..... Gah-ZELLE  
Michael/Steven Soukup..... SOH-cup  
Okay Ukah..... O-kay OOH-kuh



**2014-15 Record:** 22-12

**Big Ten Conference Record:** 12-6 (T-3rd)

**2014-15 Postseason:** NCAA Tournament Round of 32

**Starters Returning/Lost:** 4/1

**Lettermen Returning/Lost:** 7/5

**Head Coach:** Fran McCaffery

**Birthdate:** 5/23/59

**Education:** B.S. - - Pennsylvania (The Wharton School), 1982  
 Master of Education - - Lehigh, 1985

**Career Record:** 347-252 (.579, 19 years)

**McCaffery at Iowa:** 96-75 (.561, 5 years)

**Big Ten Record:** 42-48 (.467, 5 years)

**Best Time to Call:** Mornings, contact Athletic Communications

**Assistant Coaches:**

Kirk Speraw, sixth year at Iowa (Iowa, 1980)

Sherman Dillard, sixth year at Iowa (James Madison, 1978)

Andrew Francis, sixth year at Iowa (LIU-Southampton, 1998)

**Director of Basketball Operations:**

Billy Taylor, third year at Iowa (Notre Dame, 1995)

**Video Coordinator:**

Al Seibert (Fredonia State, 1985)

**Administrative Assistant/Assistant Video Coordinator:**

Kyle Denning

**Basketball Secretaries:** Shelly Deutsch, Brenda Kral

**Trainer:** Brad Floy

**Basketball Office**

N215 Carver-Hawkeye Arena, Iowa City, IA 52242

**Telephone:** 319-335-9444 or 1-800-424-6677

Basketball Office Fax: 319-335-0900

**Starters Returning (4):**

Jarrold Uthoff (F, 6-9, 210, Sr., 12.4 ppg, 6.4 rpg, 1.7 apg)

Mike Gesell (G, 6-2, 190, Sr., 7.4 ppg, 1.9 rpg, 4.0 apg)

Peter Jok (G, 6-6, 199, Jr., 7.0 ppg, 2.6 rpg, 1.3 apg)

Adam Woodbury (C, 7-1, 249, Sr., 6.6 ppg, 5.2 rpg, 0.4 bpg)

**Lettermen Returning (3):**

Anthony Clemmons (G, 6-2, 193, Sr., 4.8 ppg, 1.9 rpg, 1.9 apg)

Dom Uhl (F, 6-9, 216, So., 2.1 ppg, 1.8 rpg, 0.4 apg)

Okey Ukah (F, 6-7, 217, Sr., 0.2 ppg, 0.7 rpg, 0.2 spg) \*

**Newcomers (10):**

Nicholas Baer (F, 6-7, 198, RS-Fr., Bettendorf, Iowa) \*

Brady Ellingson (G, 6-4, 189, RS-Fr., Sussex, Wis.)

Andrew Fleming (G, 6-5, 198, Fr., Nashville, Tenn.)

Brandon Hutton (F, 6-5, 212, Fr., Chicago, Ill.)

Dale Jones (F, 6-7, 217, Jr., Waterloo, Iowa)

Isaiah Moss (G, 6-5, 196, Fr., Chicago, Ill.)

Michael Soukup (G, 6-4, 164, Jr., Danville, Iowa) \*

Steven Soukup (G, 6-4, 168, Jr. Danville, Iowa) \*

Ahmad Wagner (F, 6-7, 222, Fr., Yellow Springs, Ohio)

Christian Williams (G, 6-6, 188, Fr., Decatur, Ill.)

**Lettermen Lost (5):**

Aaron White (F, 6-9, 228, 16.4 ppg, 7.3 rpg, 1.4 apg)

Gabriel Olaseni (C, 6-10, 237, 8.1 ppg, 4.8 rpg, 1.6 bpg)

Josh Oglesby (G, 6-5, 200, 3.2 ppg, 1.9 rpg, 1.4 apg)

Kyle Denning (G, 6-1, 165, 0.8 ppg, 0.2 rpg, 0.1 apg)

Charlie Rose (G, 6-4, 175, So., 0.4 ppg) \*

\* - - non-scholarship athlete

**Lettermen by Experience**

**3-year Lettermen (3):** Anthony Clemmons, Mike Gesell, Adam Woodbury

**2-year Lettermen (3):** Peter Jok, Okey Ukah, Jarrod Uthoff

**1-year Lettermen (1):** Dom Uhl

**Personnel Breakdown**

**By Class**

**Seniors (5):** Anthony Clemmons, Mike Gesell,

Okey Ukah, Jarrod Uthoff, Adam Woodbury

**Juniors (2):** Dale Jones, Peter Jok

**Sophomores (3):** Michael Soukup, Steven Soukup, Dom Uhl

**Freshmen (7):** Nicholas Baer, Brady Ellingson, Andrew Fleming, Brandon Hutton, Isaiah Moss, Ahmad Wagner, Christian Williams

**By Height**

**6-2:** Anthony Clemmons, Mike Gesell

**6-4:** Brady Ellingson, Michael Soukup, Steven Soukup

**6-5:** Andrew Fleming, Brandon Hutton, Isaiah Moss

**6-6:** Peter Jok, Christian Williams

**6-7:** Nicholas Baer, Dale Jones, Okey Ukah, Ahmad Wagner

**6-9:** Dom Uhl, Jarrod Uthoff

**7-1:** Adam Woodbury



**Fran McCaffery Q&A on the 2015-16 Season**

**Do you feel like you have a squad that will stretch the defense more with your perimeter shooting depth?**

We have incredible perimeter depth in terms of guys who can make shots. I believe we will be able to stretch the floor in a big way this year. It starts with Peter Jok and Jarrod Uthoff, and I believe you'll see a much-improved Mike Gesell shooting the basketball this year. Brady Ellingson, Andrew Fleming, Isaiah Moss, and Dale Jones are all knockdown 3-point shooters. Anthony Clemmons doesn't shoot as many 3's, but when he does, he shoots at a high percentage.

**You've been blessed with great senior leadership every year you've been at Iowa. Do you feel like the team is in good hands on and off the court this year with this year's senior group?**

We have unbelievable leadership with this group. It starts with Clemmons, Gesell, and Woodbury; they came in together and started as freshmen. Uthoff falls into that senior class with the kind of success he has had and the kind of person he is. All those guys have character and want to win; they want to work hard and compete. They're all intel-

ligent basketball players so that experience coupled with the basketball intellect will help our young guys get ready. The impressive thing about the young guys is that they have come in ready to compete for playing time. They don't want to come in and wait their turn; they want to play. That creates an atmosphere of competition and helps everyone get better every day.

**How will this year's team be different than last year's squad?**

We won't be as big, but we can leave Woodbury on the floor for a longer period of time. It will be great for him and us. I believe our 3-point shooting and athleticism will be better, and our team overall will be deeper.

**Eight newcomers this year... have you ever coached a team with this many new guys? What is the challenge in having a new group that size?**

It's rare to have this many newcomers and still have four starters returning -- five if you include Clemmons, who has started a number of games throughout his career. In that respect, it will be a fun team to coach because the older guys can bring these kids along and hopefully get them to where they need to be quicker.

**How much has Brady Ellingson grown as a player since recovering from his injury?**


Brady's been playing well and shooting the ball well. He's playing with the experience level you would expect from a guy who has been around for a year and playing with great confidence. I believe he relaxed once he knew he was red-shirting last year. He became an integral part of our scout team while going on an accelerated strength and conditioning program. He's playing like veteran and still has four years of eligibility. He's efficient, can feed the post, moves without the ball, is a crafty rebounder, even though he's not huge, and can shoot it well.

**What position do you envision Dale Jones playing this season?**

Dale could play the three or be a perimeter four. His strength is that he can make five or six 3-pointers in a game, but he can post-up and score inside. Dale's a guy who can get double figure rebounds in a game as well.

**How do you size up the front court?**

There's a lot of different ways we can go. Our front court starts with Woodbury and Uthoff; two starters from last year. After that there is a number of different ways we could go. Dom Uhl could take that next step. Dale Jones, Ahmad Wagner, and Nicholas Baer will all be in the mix once the season starts.



**Adam  
Woodbury**



**How do you plan on using Uthoff this year? Do you feel like he is one of the most versatile players in the country?**

We envision playing Jarrod at both the 3 and 4 spots this season because he's a good defensive player. He can play both positions. We put him on a lot of threes last year because he was a hard guy to score over. He has a unique ability to block your shot as you're shooting it. He waits for you to let it go and then he blocks it. I feel like Jarrod is one of the most versatile players in the country. He can shoot, drive, post-up, and defend bigger and smaller guys at 6-foot-9. He's a team player. He's playing with great confidence right now and that's what we need him to continue to do.

**In what ways will the Nike Academy help Jarrod Uthoff?**

That camp was the elite of the elite. You're there with 20 of the best college basketball players in the country and you're also there with guys like LeBron James and Kevin Durant... you're treated at another level and you see another level. You realize how close you are to being an NBA player. I'm thrilled he had the opportunity to go and I think he performed well.

**How important is the growth and development of Dom Uhl this year?**

Dom's up to about 215 pounds and looks good physically. He is so much more confident and sure of himself right now. I think going overseas this summer and playing against that level of competition with the East Coast All-Star team is a phenomenal experience. I'm happy for him, and he's excited about that.

**You have three veteran guards returning. How valuable is it to have experienced guards in the Big Ten?**

It is critical. You have a couple exceptions, but by-in-large, it's the veteran guards in this league that have their teams in the top half of the toughest conference in the country. Peter, Mike, and Anthony give you great confidence that our team can be good.

**Gesell said he is working on finishing at the rim this offseason. Is that something you would like him to do more often, attack the basket more this year?**

You look back at last year where he had that elbow injury that precluded him from being much of a threat from 3. He's more than a capable 3-point shooter, which will give him more opportunities to drive, shoot his pull-up, and drive and finish. What you saw is a guy who continues to develop confidence. Mike has improved every year, physically he's in great shape, he has become more confident, and I think he's an underrated defender. You feel good when the game starts with the ball in his hands.



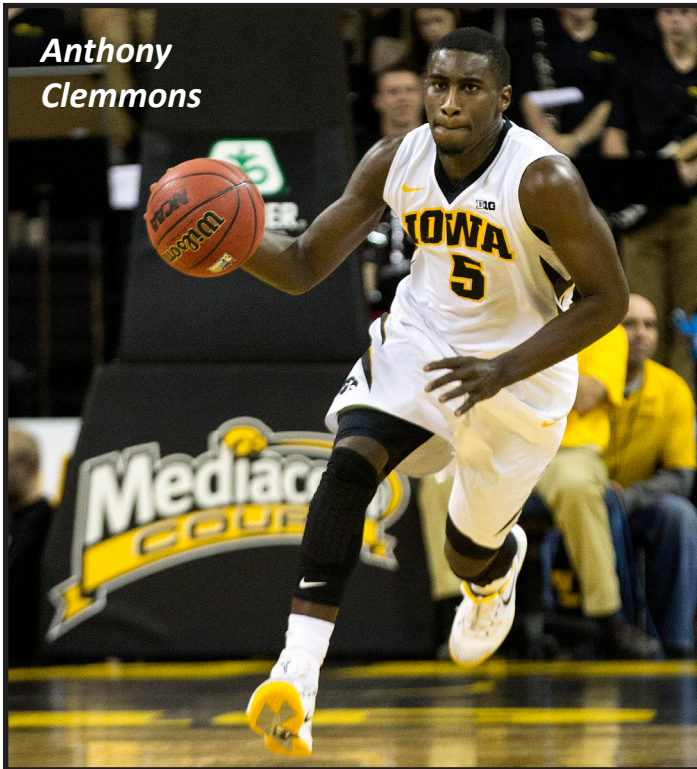
**How great of an ambassador is Gesell for the program excelling on the court and in the classroom?**

Here's a guy who has one of the top GPA's in his class and is an academic All-American. He has handled every situation with class, whether it's with the media, people who come up to him asking for a photo with their son... he's one of my favorite people I have ever coached. If you're a fan of the program, you root for him because you respect everything he does in terms of handling his business.

**Having the dynamic of Gesell and Clemmons feeding off each other in practice; how much has that made each of them better players?**

Since they came in they have become good friends and have been in competition in many ways. They both play the point. The beautiful thing is we've been able to play them together and sometimes we've been at our best when they've played together. Sometimes we are best when one is coming for the other. The truth is that they can both make plays and make shots, and they both defend. They do it with little fanfare. They do their job, focus, and work hard. It's a pleasure as a coach when you have two guys who conduct themselves the way do because it relaxes everybody around them knowing they're there.





**Anthony Clemmons**

**What excites you about this team?**

The challenge of bringing the youth and experience together is what excites me and my staff. At the same time knowing that we have good people in the program that want to be good, want to share the ball, and we're not afraid to go on the road and compete. I believe this year's schedule we be our most challenging since I've been at Iowa.

**What's the key to being successful on the road?**

It starts with experienced guard play, but it also has a lot to do with your ability to rebound the basketball. You want to run, limit the opposition to one possession, rebound and go. The times when we've had trouble is when we have given up high shooting percentages because we didn't rebound and gave the opponent second and third-shot opportunities. We have more speed this year, but you still have to get the ball. We lost our top two rebounders from last year (Aaron White and Gabe Olaseni) so others will need to step up and take care of that component.

**What's the next step you expect Woodbury to take this year?**

You'll see a player who is playing with a lot of confidence. The key for us is to keep him out of foul trouble so he can play 34-35 minutes. He's working hard this summer and is in great shape. I'm excited for him. As you see his numbers go up, he'll play with more confidence. I'm expecting a big year out of him.

**In what ways do you envision the newcomers in the back-court to contribute with a number of veterans ahead of them right now?**

Fleming is an attack player. He can shoot, drive, or pass the ball. He plays with a tremendous amount of confidence and versatility. Williams is long, and can play the point or the two. He's talented and can pass it. Hutton is 6-foot-5 with a 6-foot-11 wing span. He's a phenomenal athlete. Moss is a talented offensive player with athletic ability. He can run, play above the rim, and shoot 3's. When you look at the group, you have a lot of options and versatility.

**What do you like about Wagner's skillset?**

He plays a lot bigger than he is. He has a lot of three-man skills, but is probably more of an under-sized four. He can dribble, play in a fast-break style, or in a half-court style. He had a tremendous high school coach in Travis Trice, he won a state championship and is used to winning. He's a winner, is smart, and intelligent with great athletic ability who is going to impact our team, but will also keep improving.



**Jarrod Uthoff**



Bruce Harreld, a former Harvard Business School faculty member and corporate executive who helped save a foundering IBM in the 1990s, is the 21st president of the University of Iowa.



The Board of Regents, State of Iowa, announced Harreld, 64, as its unanimous selection Sept. 3 to replace Sally Mason, who retired Aug. 1, after serving eight years as president.

"I am truly happy to be here," Harreld says. "It's an honor. It is watershed moment for a great institution. I am going to listen, and I am going to learn."

The announcement concludes a search that began in February, only weeks after Mason announced her retirement. The Board of Regents appointed a 21-member search and screen committee to work in conjunction with professional search consultant Parker Executive Search.

Board of Regents President Bruce Rastetter says "we really believe we have a great university but we want to see that opportunity to be larger and greater, and Harreld is someone who has provided that type of leadership to organizations."

Harreld held a variety of corporate executive positions with Kraft Foods, IBM, and Boston Market restaurants before

coming to the Harvard Business School in 2008. There, he held dual appointments in the entrepreneurial and strategy units and focused on teaching strategy. His research focus was encouraging innovation, changing corporate cultures, and managing people.

With just over 31,000 students, the University of Iowa is one of the nation's top public research universities, known around the world for its balanced commitment to the arts, sciences, and humanities. UI is home to one of the nation's largest academic medical centers and the world-renowned Iowa Writers' Workshop.

**PRIOR POSITIONS:** Faculty member, Harvard Business School (2008–2014); vice president, strategy, IBM (1995–2008); president, Boston Market Co. (1993–1995); adjunct professor, Northwestern University (1993–1994); senior vice president and division president, Kraft General Foods (1983–1993); consultant, manager, vice president, Boston Consulting Group (1975–1983)

**EDUCATION:** Bachelor of Engineering, Purdue University, 1972; Master of Business Administration, Harvard University, 1975

**PERSONAL:** Wife, Mary Gillilan Harreld, attorney; four adult children, six grandchildren





Gary Barta enters his 10th year as the director of athletics at the University of Iowa riding momentum of record-setting performances in every leg of the three-legged stool by which the Iowa Hawkeyes approach each day: Win. Graduate. Do it Right.

A big picture view of the UI's success in the "Win" category is provided by a review of the Hawkeyes' performance in the annual Learfield Sports Directors' Cup competition. The Hawkeyes completed the 2014-15 season with 535.50 points – the most points the UI has ever accumulated in the history of the competition. That point total resulted in a 44th place finish, the third-best recorded by the UI and its best since the 2004-05 athletics year.

UI student-athletes continued to attack their work in the classroom – the "Graduate" leg of the Hawkeyes' three-legged stool – with the same intensity as they pursue their opponents in competition: Iowa established a record for its NCAA Graduation Success Rate in 2014-15 while again achieving a perfect score in the NCAA's Annual Progress Report.

The "Do it Right" column was filled with successes as well. Under Barta's leadership, the Hawkeyes continued their significant service and contribution to the greater Iowa City area community, took a leadership position in matters related to student-athlete welfare, and remained among the handful of intercollegiate athletics programs nationally that successfully operate in the black while also maintaining its status as 100 percent self-supporting.

Iowa's success in competition was highlighted by another postseason appearance by the UI football program and deep postseason runs by the UI's wrestling, women's basketball, and men's gymnastics programs. The highlights include the following:

- The Iowa football team advanced to its 12th postseason bowl game under the leadership of Kirk Ferentz. Thirteen Hawkeyes were named All-Big Ten, including Brandon Scherff, who was named the Big Ten's Offensive Lineman of the Year, became Iowa's 22nd consensus All-American, and fourth Outland Trophy winner.
- Lisa Bluder's women's basketball team advanced to the Sweet 16 of the NCAA Tournament for the first time under its longtime head coach during a brilliant 26-win season – a mark that included an 18-0 record in games played on Mediacom Court in Carver-Hawkeye Arena – and its highest national ranking (11th) since the 1995-96 season. Iowa is one of 10 teams nationally that has appeared in the last eight NCAA Tournaments. Four Hawkeyes earned All-Big Ten honors, seven earned Academic All-Big Ten recognition, two garnered Academic All-America honors, and senior consensus All-American Samantha Logic became the second player in program history to be drafted in the first round of the WNBA Draft (10th selection, Atlanta Dream) and was the 12th to be drafted overall.
- Tom Brands' Iowa wrestling squad finished second at this year's NCAA Tournament after sharing the Big Ten Conference tournament title and claiming another dual meet championship with a 9-0 record against conference opponents. The Hawkeyes had six wrestlers earn All-American status.
- Fran McCaffery's men's basketball team registered the program's first NCAA Tournament victory since 2001. The season also included a big road win at North Carolina during the nonconference portion of the schedule, in addition to a third-place finish in the Big Ten Conference. Three Hawkeyes earned All-Big Ten honors, including first-team selection Aaron White, who also became the second Hawkeye in two years to be selected in the annual NBA Draft.
- Rick Heller's baseball program burst onto the national stage when it raced to its first appearance in a top 25 since 1990 – the program was 20th in the final rankings, the first appearance in the final poll in school history. The Hawkeyes won 41 games – the second-most all-time – en route to the program's first appearance in the NCAA Tournament in 25 years. Six Hawkeyes earned All-Big Ten honors, two Hawkeyes earned three All-America honors, and five players were selected in the 2015 Major League Baseball First-Year Player Draft.
- Under first-year head coach Tyler Stith, sophomore Carson Schaake became the third Big Ten individual champion in program history and the first since 1992. Stith guided Iowa to its seventh straight NCAA Tournament appearance where the Hawkeyes finished a single stroke shy of advancing to the national championship. Two Hawkeyes earned All-Big Ten honors and three were named to the Division I PING All-Midwest Regional Team.



- Including Schaake of the UI's men's golf team, Iowa crowned eight Big Ten champions during the 2014-15 year: Dominic Patrick and Matt Hagan (men's tennis, indoor doubles), Babatunde Amosu (track and field, indoor, triple jump), Becky Stoughton (swimming and diving, 1,650-yard freestyle), Aaron Mallett (track and field, outdoor 110-meter hurdles), Elexis Guster (track and field, outdoor, 400-meters), and Amosu (track and field, outdoor, triple jump).
- Larissa Libby's GymHawks used a season-high score at the 2015 Big Ten Conference Women's Gymnastics Championship to help secure the program's seventh NCAA Regional berth in the last eight seasons. The team's score of 196.500 is the highest achieved by Iowa in conference championship action since 2004, and its fifth place team result is the program's best finish since 2010. A school record four gymnasts were named to the Big Ten All-Championship Team, four earned Academic All-Big Ten distinction, and senior Sydney Hoerr was named second team All-Big Ten.
- JD Reive's UI men's gymnastics squad made its second appearance in the NCAA championship in the last three seasons a grand one by upsetting fifth-ranked Illinois en route to a sixth-place national finish. The Hawkeyes were paced by junior Jack Boyle, who earned All-America honors on still rings, and season-high performances on the high bar and floor exercise. Eight Hawkeyes were named Academic All-Big Ten, and junior Doug Sullivan earned second team All-Big Ten honors.
- Joey Woody's debut season as head coach of the UI's men's and women's track and field teams resulted in four Big Ten titles and 11 All-America honors.
- Paced by a Big Ten champion and bolstered by eight record-setting performances at their conference championship meets, Marc Long's men's and women's swimming and diving teams closed their season by scoring points at their respective national championships.
- The 2014-15 year also marked the second straight season the Iowa's women's soccer team advanced to the championship game of the Big Ten Tournament. The Hawkeyes finished with 14 wins in 2014, including seven in conference play, tying the most in a single season in program history.
- Iowa's "Wins" also occurred at the turnstiles, where the UI continued to lead the nation in attendance for home events of the Hawkeye wrestling program and be one of only eight programs in the country to rank in the Top 25 in attendance for football, women's basketball, and men's basketball. The UI also experienced sharp increases in spectator interest in baseball and volleyball in 2014-15.
- The 2014-15 year opened with affirmation of Iowa's long-time commitment to the "Graduate" leg of Iowa's three-legged stool and the student-athlete experience at the UI: In October, the NCAA reported that Iowa's student-athletes had set a record by posting a score of 89 percent "Graduation Success Rate" or "GSR." That mark was one point better than the previous year and seven points better than the national average.
- The NCAA also noted the UI had posted a federal graduation rate of 78 percent, which was also a record and in addition was 12 points better than the national average and tops among the three State of Iowa Board of Regents' institutions.
- Last May, the NCAA reported that all 24 of Iowa's sports programs were comfortably above Academic Progress Rate (APR) threshold. The NCAA also singled out the UI's volleyball, soccer, women's swimming and diving, and men's golf teams for APR scores that ranked in the top 10 percent of their peer group. Of those four, volleyball, women's swimming and diving, and men's golf registered perfect scores of 1,000.
- The 2014-15 college basketball season ended not only with the UI being one of a handful of institutions nationally which had both of its program participate in their national championship, but also with the UI being the only school in the country with multiple academic All-Americans: Samantha Logic and Ally Disterhoft in women's basketball and Mike Gesell in men's basketball. The Hawkeyes also boasted an academic All-American in football (senior RB Mark Weisman), in addition to 153 academic All-Big Ten selections across its 24 sports programs.
- "Doing it Right" for Barta and the more than 225 staff of the UI Athletics Department is a charge that encompasses a long and varied list of responsibilities, including maintaining the department's status as one of a handful of intercollegiate athletics programs nationally that successfully operates its sports programs and auxiliary enterprises in a fiscally responsible manner, and without any institutional or taxpayer financial support. The UI provides a superior experience for the more than 650 talented student-athletes who participate in the program annually, and the more than million friends and fans of the Hawkeyes and the UI who attend athletics events on the UI campus, while being responsible and productive citizens of the greater Iowa City and University of Iowa community.



In 2015-16, Barta will be responsible for an annual operating budget that will exceed \$90 million, with 100 percent of the revenue side of that budget be generated by the UI Athletics Department. The majority of that revenue will come as a result of success in traditional revenue sources: Income as a result of membership in the Big Ten Conference (including television), sales of tickets to events on the UI campus, and donations to the National I-Club.

The latter has grown into a critical piece of the financial pie managed by Barta, as evidenced by back-to-back years of record-setting fundraising support exceeding \$28 million annually. That philanthropic support has been critical to the a long list of athletics facilities that have either been built or renovated during Barta's first nine years on campus.

The list includes construction of the recently-completed \$55 million home of Iowa's football program, the Stew and LeNore Hansen Football Performance Center, \$47 million revitalization of Carver-Hawkeye Arena, installation of a new videowall and video ribbon board at Kinnick Stadium, installation of a new video scoreboard and playing surface at Duane Banks Field, construction of a new indoor turf facility, renovation of the practice space inside the UI Fieldhouse used by the UI's women's and men's gymnastics teams, construction of the Hoak Family Golf Facility, turf replacement at Grant Field, the home of Iowa's nationally ranked field hockey program, and resurfacing of the Klotz Tennis Center, to name a few.

Iowa's contributions to the greater Iowa City community go far beyond the multi-million dollars of economic impact generated as a result of the staging of hundreds of regular season, postseason and special events annually. Barta and UI student-athletes, coaches, and staff are also active citizens, logging thousands of hours of community service and also spearheading efforts to support a wide variety of causes ranging from construction of the UI's new Children's Hospital to the UI's extremely successful Dance Marathon to Coaches vs. Cancer.

Iowa's annual "Day of Caring" serves as the foundation upon which all these outreach activities rest. Now in its 20th year of existence, the Day of Caring happens each April and typically involves representatives of most, if not all, of Iowa's sports programs who provide a wide variety of assistance to an equally wide variety of not-for-profit organizations that service the greater Iowa City community.

"Doing it Right" also encompasses efforts aimed at improving the student-athlete experience. The UI Athletics Department invested more than \$1.7 million directly into food cost for its student-athletes in 2014-15 in response to NCAA legislation aimed at providing a higher quality student-athlete experience. In 2015-16, that commitment will continue and will be complemented by increases to the value of the scholarships awarded the UI's student-athletes as part of the NCAA's effort to fully address cost of attendance.

Providing the resources for the UI's student-athletes and coaches to be successful is a priority for Barta and his senior management team. That process includes state-of-the-art facilities, which is why Barta enters the 2015-16 year working closely with institutional leadership on the finalization of a comprehensive master plan for the facilities available to the Hawkeyes.

The plan will include a comprehensive review of the north grandstand of historic Kinnick Stadium; study of the feasibility of a student-athlete dormitory and dining facility of the west side of the UI campus; a comprehensive review of Carver-Hawkeye Arena including, specifically, the scoreboards and videowalls, the creation of a main entrance and "Wall of Honor" and other enhancements to the fan experience; Phase III of the revitalization of Duane Banks Field; a comprehensive review of Finkbine Golf Course and, specifically, the clubhouse; a comprehensive review of the Gerding Athletics Learning Center; and, development of the "Hawkeye Campus" on the western edge of the UI campus, a project that could include new or renovated facilities for indoor and outdoor track and field, softball, volleyball, gymnastics, soccer, field hockey, and tennis.

Barta's involvement in the UI campus and the greater Iowa City communities extends beyond his position as director of the UI's intercollegiate athletics programs. He is a member of the President's Cabinet, comprised of vice presidents and other campus leaders that provide counsel to the UI's president. That group was instrumental in the UI's response to record-setting flooding that besieged the campus and the Iowa City and Coralville community in June 2008 and will be

directly involved in positioning the UI for growth in the immediate and long-term future as the institution responds to the expectations of the residents of the state, members of the state legislature, and the State of Iowa Board of Regents.

Barta also represents the UI and the Hawkeyes at the conference and national level as a member of the Rose Bowl Management Committee and the College Football Playoff Advisory Committee. During his tenure at the UI, he has participated in the creation and implementation of the Big Ten Network, the expansion of the Big Ten Conference and realignment of athletics conferences nationally, and the Big Ten's postseason bowl game agreements that were successfully implemented in 2010.

Barta remains active on the conference and NCAA level. He is involved in committee work with NCAA Football, the Division IA Athletic Directors Association, and is an ongoing participant in the National Association of Collegiate Directors of Athletics (NACDA).

Barta is also involved in a variety of community groups, including the United Way of Johnson and Washington Counties and the Partnership for Alcohol Safety, a joint effort between UI campus leaders and the city of Iowa City.

Barta often suggests to his staff that "Hope is not a strategy," which is why the department has completed a comprehensive review and rewriting of the strategic plan for the UI Athletics Department and continues to work with the UI's leadership on a long-term financial plan.

As the director of athletics at the University of Wyoming for three years, seven different Wyoming coaches were named Mountain West Conference Coach of the Year. He also spearheaded a fund-raising effort that netted the Cowboy athletics program \$11 million in private support and \$11 million in matching state funds.

As the senior associate athletics director at the University of Washington, he directed the "Campaign for the Student-Athlete," was a participant in the design, construction and/or renovation of several Washington athletics facilities, including Bank of America Arena and the Dempsey Indoor Practice Facility. In addition to almost doubling the amount of annual private support received by Washington, Barta also managed the department's external relations division, a task that included corporate sponsorship and radio contracts. His responsibilities at Washington expanded over time to include hiring of coaching and administrative staff, and the day-to-day oversight of several Huskie sport teams.

The roots of his development experience extend to his first two positions: director of development at his alma mater, North Dakota State University, and director of athletics development and external relations at the University of Northern Iowa.

Barta earned a bachelor of science degree in mass communication and broadcast journalism from North Dakota State in 1987. He was an option quarterback for Bison football squads that won the Division II NCAA National Championship in 1983, 1985, and 1986.

Barta, and his wife, Connie, have a son, Luke (17) and a daughter, Madison (15). He was born Sept. 4, 1963, in Minneapolis.



**The Barta Family (l-r): Luke, Connie, Madison and Gary.**

In his first five years as the University of Iowa head men's basketball coach, Fran McCaffery has brought enthusiasm and excitement back to the Hawkeye basketball program. After 19 seasons as a head coach, he has coached his teams to seven NCAA tournaments and three NITs, posting a record of 347-252 (.579).



Since taking over the program in 2010, the Hawkeyes have vaulted back to national prominence. After an NIT runner-up finish and 25-win season in 2013, which matched the second-most victories by a Hawkeye team in program history, McCaffery coached the Hawkeyes to back-to-back NCAA Tournament appearances in 2014 and 2015. McCaffery guided Iowa to first division finishes in the Big Ten each of the past three seasons, including a top three finish in 2015.

The past five years, McCaffery has coached seven Hawkeyes to professional contracts, including Devyn Marble and Aaron White, who were selected by the Orlando Magic (2014) and Washington Wizards (2015) in the NBA Draft, respectively.

In addition to earning the program's best Big Ten finish in nine years, McCaffery guided Iowa to seven road wins, six of which came in league play. The seven true road victories were the most by a Hawkeye team since 1987. Last March, McCaffery and the Hawkeyes posted the largest margin of victory ever in an NCAA Tournament 7/10 match-up, beating 10th-seeded Davidson 83-52 in the second round. The 31-point win was the largest by any Hawkeye team in a postseason game.

The positive steps McCaffery has taken the Iowa men's basketball program in five seasons are par-for-the-course for a coach who has demonstrated his ability to rebuild programs. McCaffery coached Iowa to the 2014 and 2015 NCAA Tournaments, becoming one of just 12 Division I head coaches to take four different programs to the NCAA Tournament.

McCaffery and the Hawkeyes have made Carver-Hawkeye Arena one of the most feared arenas to play in nationally. Fans have embraced McCaffery and his team's style of play, with attendance increasing by more than 50 percent since 2010. Iowa sold out a combined 15 games the last two seasons, including 11 in 2014. The Hawkeyes continue to feed off the energy in Carver-Hawkeye Arena, winning 59 home games between 2011-15. The 59 victories are the most home wins over a four-year span in program history. Iowa won a school-record 18 home contests in 2013.

McCaffery has accumulated 15 upper division finishes in 19 seasons as a head coach, including each of the last three years. Overall, the Hawkeyes have amassed 85 victories the last four seasons (21.3 average), a total that ranks sixth most in program history over a four-year span.

Under McCaffery's direction, Iowa has won 20 or more games each of the last three seasons, the program's longest streak in 15 years. The Hawkeyes accumulated 25 victories in 2013, which equal the second-most win total in school history, 20 in 2014 and 22 in 2015.

McCaffery's up-tempo style of play is a favorite among his players. In 2014, Iowa averaged 81.5 points per game, a scoring output that was tops in the Big Ten and 10th nationally. The 81.5 average was the highest by an Iowa team since 1995 (83.6 ppg) and the second-highest by a Fran McCaffery-coached team (Lehigh's 1988 squad average 82.0 ppg).

McCaffery has posted nine seasons of 20 wins or more as a head coach, including seven in the last nine years. McCaffery, who won his 300th career game as a head coach on March 9, 2013, against Nebraska, has served as head coach at four institutions: Iowa, Siena, UNC-Greensboro and Lehigh. The four teams had a combined record of 35-84 (.204) the season prior to his arrival. By year three, they had a total record of 89-45 (.664).

McCaffery continues to create interest with recruits on a national level due to his tireless work ethic. McCaffery's is a proven recruiter, demonstrated by he and his staff signing the 25th-best recruiting class in the country prior to the 2012-13 season. His 2015 recruiting class includes talented players from across the country.

McCaffery has coached Iowa to 18 or more victories the last four seasons (2012-15). The last time an Iowa coach won 18-or-more games in four consecutive seasons was 1996-99 by Tom Davis. In 2012, McCaffery guided the Hawkeyes to 18 wins and an NIT bid. Iowa improved by seven wins from 2011 to 2012. Additionally, he led Iowa to four more Big Ten victories in 2012 than in 2011.

McCaffery continues to get the most of his talent, coaching Matt Gatens, Melsahn Basabe, Jarrod Uthoff, Marble, and White to All-Big Ten status the past five seasons. Marble (2014) and White (2015) became Iowa's first duo to earn first-team all-conference laurels in consecutive seasons since 2006-07. Additionally, Marble and White were both named NABC and USBWA all-district in 2014 and 2015, respectively. McCaffery also developed Gabriel Olaseni (2012-15) into the 2015 Big Ten Sixth Man of the Year.

The Philadelphia native, recruited and coached White to an illustrious Hawkeye career. White became the first Iowa player to score 1,800 points and collect 900 rebounds, while also leading the team in rebounding all four years. He finished his career ranked second in scoring (1,859) and third in rebounding (901). He made more free throws than any other Big Ten player the last 50 years, ranking third all-time in Big Ten annals with 618.

McCaffery, who has three decades of collegiate basketball coaching experience, was named the University of Iowa's 22nd head men's basketball coach on March 29, 2010. McCaffery, 56, came to Iowa after five successful seasons at Siena.

McCaffery's five years at Siena were the best in its 70-year history. He led the Saints on an incredible run that ended with three straight Metro Atlantic Athletic Conference championships and NCAA Tournament appearances. In so doing, Siena became the only program in the country to win its regular season and postseason title 2008-10.

McCaffery's Saints owned a 112-51 record in his five years with the program. After orchestrating the fifth greatest turnaround in Division I play his first year, McCaffery led Siena to a 20-win season and a MAAC Championship game appearance in his second. In 2007-08, Siena took its biggest step forward under his direction, earning the MAAC regular-season and tournament championship, as well as an NCAA Tournament first-round win over Vanderbilt. In 2008-09, the Siena program enjoyed unprecedented success. Siena won the regular-season title by equalling a program record with 27 wins before capturing the tournament crown. The Saints went on to defeat Ohio State in double overtime in one of the tournament's most exciting games.



## McCaffery's Coaching Record

Year	School	Overall		Conference		Postseason
		W-L	Pct.	W-L	Pct.	
1985-86	Lehigh	13-15	.464	---	---	---
1986-87	Lehigh	15-14	.517	---	---	---
1987-88	Lehigh	21-10	.677	8-6	.571	NCAA First Round
1999-00	UNCG	15-13	.536	9-7	.563	---
2000-01	UNCG	19-12	.704	10-6	.625	NCAA First Round
2001-02	UNCG	20-11	.645	11-5	.688	NIT (0-1)
2002-03	UNCG	7-22	.241	3-13	.188	---
2003-04	UNCG	11-17	.393	7-9	.438	---
2004-05	UNCG	18-12	.600	9-7	.563	---
2005-06	Siena	15-13	.536	10-8	.556	---
2006-07	Siena	20-12	.625	12-6	.667	---
2007-08	Siena	23-11	.676	13-5	.722	NCAA Second Round
2008-09	Siena	27-8	.771	16-2	.889	NCAA Second Round
2009-10	Siena	27-7	.794	17-1	.944	NCAA First Round
2010-11	Iowa	11-20	.355	4-14	.222	---
2011-12	Iowa	18-17	.514	8-10	.444	NIT (1-1)
2012-13	Iowa	25-13	.658	9-9	.500	NIT runner-up (4-1)
2013-14	Iowa	20-13	.606	9-9	.500	NCAA First Round
2014-15	Iowa	22-12	.647	12-6	.667	NCAA Third Round
<b>19-year Total</b>		<b>347-252</b>	<b>.579</b>			

In 2010, McCaffery led Siena to its fourth straight 20-win season, something never before achieved in program history. Siena ran away with the league title, clinching the No. 1 seed in the tournament and ultimately knocking off Fairfield in the MAAC title game.

The 2009 MAAC Coach of the Year is the third-winningest coach, by percentage, in league history (.68-22, .756). He is the only coach to guide a MAAC program to two NCAA Tournament wins.

The 2008 season will also go down as one of the most memorable in Siena basketball history. McCaffery became just the 31st coach to take three different programs to the "Big Dance", and he was the first to do so with three programs from one-bid leagues (conference's that sent just one team the year his program advanced). Siena pounded Rider in the MAAC title game on its home floor to earn the MAAC's automatic bid. Less than two weeks later, McCaffery put together the perfect game plan and Siena led from start-to-finish in a triumph over Vanderbilt. Many considered the victory the greatest in school history, challenged at the time only by the program's 1989 upset of Stanford in the NCAA first round.

Siena won 20 games in McCaffery's second season (2007) and tied for third place in the MAAC with a 12-6 finish. McCaffery's Saints were the

highest scoring team in the league, and they peaked at the right time, winning seven of their last eight regular-season games and advancing to play for the league championship.

McCaffery orchestrated the turnaround with stellar recruiting and bold vision. His first recruit - senior Kenny Hasbrouck - graduated as the most important player in program history. He was named MAAC Rookie of the Year as a freshman, MAAC second team and all-Tournament team as a sophomore, collegeinsider.com Mid Major Player of the Year, MAAC first team and MAAC Tournament MVP as a junior and MAAC Player of the Year, MAAC Tournament MVP, NABC All-District and MAAC first team as a senior.

His second class (first full class) is widely regarded as the best in program history. Edwin Ubiles, Alex Franklin and Ronald Moore finished their four-year careers with a 97-38 (.719) overall record, three MAAC Championships in four title game appearances, three-straight NCAA Tournament appearances and two NCAA Tournament first round victories. Ubiles was a two-time MAAC first team, NABC All District first team and MAAC Tournament team selection and the 2007 MAAC co-Rookie of the Year. Alex Franklin, a two-time NABC All District selection, earned 2008 and 2009 MAAC second team and MAAC Tournament team honors. He won the 2010 MAAC Player of the Year award

(Siena's second straight) and the 2010 MAAC Tournament MVP. Ronald Moore, the pulse of the team, earned 2009 MAAC second team and 2010 MAAC first team honors as well as a spot on the 2010 MAAC Tournament team. He became the MAAC's all-time assists leader in the 2010 MAAC Championship game.

In total, four Saints were named to either the first or second All-MAAC team in 2009, newcomer Kyle Downey was an All-Rookie selection and Clarence Jackson was named MAAC Sixth Man of the Year.

McCaffery was introduced as Siena's 14th head men's basketball coach on April 1, 2005. McCaffery has recruited and coached several players who have gone on to play basketball professionally, some at the highest level.

McCaffery took over at Siena from UNC-Greensboro, where he posted a 90-87 record in six seasons. In his first year at the helm, Greensboro compiled a 15-13 record overall and a 9-7 Southern Conference mark, good for third place in the North Division. It was the 18th-most improved record nationally among NCAA Division I teams.

In McCaffery's second season, he guided the Spartans to unprecedented heights with a 19-12 record and the 2001 SoCon Tournament Championship. The Spartans defeated Chattanooga, 67-66, in the finals and received the SoCon's automatic bid to the NCAA Tournament. The following year (2001-02) McCaffery led the Spartans to their first 20-win season since joining the conference. It marked the first time the program claimed a share of the SoCon North Division title as well. After falling to eventual tournament champion Davidson in the conference tournament semifinals, the Spartans were awarded a berth into the 2002 NIT.

In his final year in Greensboro, McCaffery brought the Spartans to the brink of the NCAA Tournament before a SoCon Championship game loss to Chattanooga. He led UNCG to a victory over Davidson in the semifinals, defeating a team that had been 16-0 in conference play. A big part of that success was SoCon Freshman of the Year Kyle Hines. Hines set UNCG and SoCon records for blocked shots, and also broke several other UNCG single-game and freshman single-season marks.

McCaffery spent the 11 years prior to his arrival at Greensboro at Notre Dame as an assistant coach and recruiting coordinator, working on the staffs of Richard "Digger" Phelps and John MacLeod.



Among the players he recruited to play for Notre Dame were Pat Garrity, CoSIDA Academic All-American of the Year in 1998, and Troy Murphy, the Big East Player of the Year in 2000 and an eventual first-round NBA draft pick. Garrity was also a first-round NBA draft pick and the Big East Player of the Year in 1997. In addition to Murphy and Garrity, McCaffery was involved in recruiting NBA First Round picks LaPhonso Ellis (1992 Draft, #5 Denver), Monty Williams (1994 Draft, #24 New York) and Ryan Humphrey (2002 Draft, #19-Utah Jazz).

He helped the Irish to NCAA Tournament appearances in 1989 and 1990. Notre Dame reached the NIT finals in 1992, losing to Virginia in overtime, and advanced to the quarterfinals of the event in 1997.

At 26, McCaffery was the nation's youngest Division I head coach when he was hired Sept. 11, 1985, at Lehigh. McCaffery capped his three-year tenure with the Engineers with a 21-win season and an NCAA berth in 1988.

In three seasons as head coach at Lehigh, he compiled a 49-39 overall record and guided the team to the NCAA Tournament in 1988. At the time he was the youngest head coach to reach the NCAA Tournament. His Lehigh teams had

two winning seasons in three years and the 1987-88 squad's 21-10 record remains the best in program history. Lehigh had just four winning seasons in the 55 years prior to his arrival.

McCaffery was assistant coach and recruiting coordinator at Lehigh from 1983-85 and helped the team to its first NCAA Tournament appearance in 1985. As recruiting coordinator, he helped sign Darren Queenan, who remains Lehigh's all-time leading scorer. Queenan was second in the nation in scoring in 1988, and went on to play in the USBL.

McCaffery was assistant varsity coach and head sub-varsity coach at his alma mater, Pennsylvania, during the 1982-83 season. At Penn, he worked for Craig Littlepage, who is now the director of athletics at the University of Virginia.

McCaffery lettered three years as point guard on the men's basketball team at Pennsylvania as one of the first transfers to play for the Quakers. He earned a bachelor of science degree from The Wharton School of Finance and Commerce in 1982. In 1985 he received his master's degree in education from Lehigh.

In three seasons as a player he helped lead Penn to a pair of NCAA Tournament appear-

ances and Ivy League titles and one berth in the NIT. As a senior in 1981-82 he led the Ivy League in steals and assists and was voted the team's Most Inspirational Player.

Recruited as the successor at point guard to Skip Brown at Wake Forest, McCaffery played one season at Wake Forest, 1977-78, helping the Demon Deacons to a 19-10 record. Nicknamed "White Magic," he started 11 of 28 games as coach Carl Tacy's team finished runner-up in the ACC Tournament to eventual NCAA runner-up Duke. Wake defeated North Carolina twice in three meetings and won five of the eight games it played at the Greensboro Coliseum.

The McCaffery's have been a champion for Coaches vs. Cancer and American Cancer Society's Relay For Life. For 15 years, the McCaffery's have been actively involved with the Coaches vs. Cancer program and have raised significant funds to support the American Cancer Society's (ACS) efforts, including more than \$1.3 million since becoming Iowa's head coach in 2010. His efforts were honored during the 2015 Final Four weekend in Indianapolis, as McCaffery was honored with the Coaches vs. Cancer Champion Award. The distinction is awarded annually to a college coach who has been engaged vigorously in the Coaches vs. Cancer program's fundraising, education and promotional initiatives and has demonstrated leadership in the fight to save more lives from cancer. The ACS will award the McCaffery's with the Fighting Spirit Award on Sept. 30, 2015, in Troy, New York.

In addition to their work with the American Cancer Society and Coaches vs. Cancer, the McCaffery's are in the process of helping with the launch of a new Adolescents and Young Adult Cancer Center in Iowa City.

McCaffery, a Philadelphia native who attended LaSalle High School, and his wife Margaret have four children: sons, Connor, Patrick and Jonathan and a daughter, Marit.



*The McCaffery family (clockwise from top): Patrick, Fran, Marit, Jonathan, Margaret and Connor.*

**WHAT OTHERS ARE SAYING ABOUT FRAN MCCAFFERY**

"We are thrilled to have Fran McCaffery lead our men's basketball program. From the first day I met Coach McCaffery he said, 'I want to be the coach at Iowa.' He is a proven winner, a leader, has competed for championships and will continue to do so. Coach McCaffery is committed to student-athletes, their personal lives, and their education. Every one of his student-athletes who has completed their eligibility has graduated."

**Gary Barta**  
**Director of Athletics**  
**University of Iowa**

"Fran McCaffery adds a different flavor and is good for the Big Ten. This is going to be a very attractive program for highly skilled players. He comes in with a system that advocates putting the biscuit in the basket, putting points on the board. That's going to be fun. There's no doubt in my mind that when Fran gets this thing going, Iowa City is going to be on fire. He's going to get players, not just because of his system but because he can coach. They're going to score in the 90s, or the high 80s."

**Gus Johnson**  
**College Basketball Analyst**

"Coach McCaffery did one of the best coaching jobs in the Big Ten this season (2011)."

**Wayne Larrivee**  
**College Basketball Announcer, BTN**

"I'm a big fan of Fran McCaffery. He does things the right way."

**Eric Collins, BTN broadcaster**

"I love the direction Fran McCaffery is taking this program."

**Tim McCormick, ESPN College Basketball Analyst**

"Fran McCaffery has done an outstanding job rebuilding this program."

**Andy Katz, ESPN.com Senior College Basketball Writer**

"If Iowa's rationale was hiring a quality person who recruits quality people, who doesn't cheat, does it the right way and is into developing young men while recognizing that he wants to have a winning team on the floor... then Fran is the perfect guy for the job."

**LaPhonso Ellis, ESPN College Basketball Analyst**

"When a parent passes their kid over to Fran they can rest assured a few things. One, he's going to make sure, to the best of his ability, that he gets a quality degree. Secondly, he is going to do his very best to develop that individual player within the team context. And finally, because of the vast resources of people that he knows outside of the game that he will do his very best, for those who aren't fortunate to play at the next level, to use his influence to make sure they get jobs and have an opportunity to have upward mobility. That's what makes him special."

**LaPhonso Ellis, ESPN College Basketball Analyst**

"I was really impressed watching Iowa the other day. I thought they paid attention to (Fran McCaffery) and did what he wanted them to do."

**Brent Musburger, ESPN Announcer**

"I think Iowa made an outstanding choice. Fran McCaffery-coached teams are well coached and very well organized."

**Ronnie Lester**  
**UI All-American**

"Fran McCaffery is a good solid hire for the University of Iowa. Iowa has been hoping for a winner and I believe one has arrived. He's won at Lehigh, UNC-Greensboro and Siena -- if you can win at those places, you can win anywhere. His teams are enjoyable to watch with their style of play; he lets his kids play free. If Iowa fans give Fran a little time, he'll get the Hawkeyes back to the NCAA Tournament on a yearly basis."

**Doug Gottlieb, CBS Analyst**

"Fran McCaffery is a fine basketball coach, and an even finer person. He can teach the game, identify and attract talent, and he is a man of great substance and integrity. Iowa made a great hire in McCaffery."

**Jay Bilas, ESPN and CBS Analyst**

"Fran McCaffery is a great hire for Iowa. He was a great assistant coach and did a great job in making Siena the Gonzaga of the east. He will bring back the traditions of Iowa basketball."

**Digger Phelps**  
**Former ESPN College Basketball Analyst**  
**Former Head Coach, Notre Dame**

"Iowa hired a class act. Respected by his coaching peers, Coach McCaffery is a proven winner who rebuilt the Siena Saints program in quick fashion by being a relentless recruiter who instilled an up tempo style that fans loved and players embraced. During the search process he expressed his vision for the future of the Hawkeye program, while understanding the proud tradition of University of Iowa Basketball."

**Bobby Hansen**  
**UI Final Four Member, 1980**  
**World Champion, Chicago Bulls**  
**Hawkeye Radio Network Analyst**

"The number one thing about Fran, is that he has a great feel for the game, and, he understands players. He and I spent a lot of time in traversing the state of Iowa, trying to get Iowa kids to come to Notre Dame. Fran has a great knack for setting an offense and he is a great defensive coach. He has great relationships with his players. This is a great fit for Iowa and a great fit for Fran."

**John MacLeod**  
**Former Head Coach, Notre Dame**  
**Former Head Coach, Golden State**

"I have been impressed with Coach McCaffery's consistent success, most recently at Siena. His teams are well prepared and his development of players, particularly on the perimeter, should fit in well with the young roster in Iowa City."

**Shon Morris, BTN Analyst**

"You have to love what coach McCaffery has going at the University of Iowa. He's continues to create interest on a national level. They play a great style of basketball; they press, run and jump, fast break and shoot a lot of three's. High school guys always say that they want to go to a coach who is going to let them play... well, Fran McCaffery is that coach who let's his guys play."

**Miles Simon, ESPN Analyst**



---

**NOTABLE PLAYERS RECRUITED AND/OR COACHED AS AN ASSISTANT AT NOTRE DAME**

**Pat Garrity:** Big East Player of the Year 1997; second team All-America in 1998; Academic All-American of the Year in 1998 and a two-time Academic All-American; selected #19 in the 1998 NBA Draft by Milwaukee.

**Troy Murphy:** Big East Player of the Year in 2000 and co-Big East Player of the Year in 2001; Big East Rookie of the Year in 1999; two-time consensus first team All-American and All-Big East honoree; selected #14 in the 2001 NBA Draft by Golden State.

**LaPhonso Ellis:** Only Notre Dame player to lead the team in blocks each of his four seasons; Selected #5 in the 1992 NBA Draft by Denver.

**Monty Williams:** Selected #24 in the 2002 NBA Draft by Utah.

---

**NOTABLE PLAYERS RECRUITED AND COACHED AT LEHIGH**

**Darren Queenan:** Co-East Coast Conference Player of the Year in 1987; Lehigh's all-time leading scorer and ranked second in the country in scoring in 1988; one of the most prolific scorers in NCAA history, he is one of only eight players to have amassed 2,700 points and 1,000 rebounds; four-time first team all-conference honoree; Played 16 years professionally overseas.

**Mike Polaha:** 1988 Sporting News All-American; Two-time All-East Coast Conference honoree (1987-88); only Lehigh player to score 1,400 points and have more than 400 rebounds and assists.

**Mike Androlewicz:** 1986 first team All-East Coast Conference selection.

---

**NOTABLE PLAYERS RECRUITED AND COACHED AT UNC-GREENSBORO**

**Kyle Hines:** 2005 Southern Conference Freshman of the Year; 2007 Southern Conference Player of the Year, becoming the first player from UNC Greensboro to earn the honor; All-American in 2007; three-time USBWA All-District selection; one of only four players to garner All-Southern Conference accolades; one of only six players in NCAA history to ever record 2,000 points, 1,000 rebounds and 300 blocks in a career.

**Demetrius Cherry:** 1999 Southern Conference Preseason Player of the Year; two-time first team all-league accolades Courtney Eldridge: 2002 All-Southern Conference honoree.

**David Schuck:** 2002 All-Southern Conference honoree.

**Ronnie Burrell:** 2005 All-Southern Conference honoree.

**Jay Joseph:** 2001 Southern Conference Rookie of the Year.

---

**NOTABLE PLAYERS RECRUITED AND/OR COACHED AT SIENA**

**Kenny Hasbrouck:** 2006 MAAC Rookie of the Year; 2008 collegeinsider.com Mid Major Player of the Year; 2009 MAAC Player of the Year and NABC All-District. Hasbrouck, who has his number retired, was McCaffery's first recruit at Siena. He became Siena's first player to ever make an NBA roster when he signed with the Miami Heat as a free agent in 2010. Currently, he is playing overseas in Spain.

**Edwin Ubiles:** 2007 MAAC co-Freshman of the Year; two-time NABC District 1 selection; 2010 first team all-league honoree; ranks third in all-time career scoring at Siena

**Ronald Moore:** 2010 first team all-MAAC selection; led the country in assists, was a Bob Cousery Award finalist and an NABC All-District honoree in 2010, and is the MAAC's all-time assists leader.

**Alex Franklin:** 2010 MAAC Player of the Year and was tabbed NABC All-District and named to the ECAC second team.

**Ryan Rossiter:** 2011 MAAC Player of the Year; 2011 NABC District 1 honoree; 2011 honorable mention All-American (seventh in program history); two-time All-MAAC selection; became program's all-time leading rebounder; ranked second in the country in rebounding in 2011.

**Antoine Jordan:** first team All-MAAC in 2006.

---

**NOTABLE PLAYERS COACHED AT IOWA**

**Roy Devyn Marble:** 2014 first team All-Big Ten; 2014 NABC and USBWA First Team All-District teams; 2013 third team All-Big Ten; 2013 NIT All-Tournament Team; finished career ranked fifth in Iowa career scoring (1,694), sixth in assists (397), and seventh in steals (176); selected 56th overall in 2014 NBA Draft by the Orlando Magic.

**Matt Gatens:** 2012 second team All-Big Ten; ranks sixth all-time in career scoring at Iowa; 2012 Chris Street Award winner; one of only two Hawkeyes to ever amass over 1,600 points, 450 rebounds, 250 assists and 125 steals; two-time co-captain; two-time Academic All-Big Ten.

**Aaron White:** Garnered the following honors as a senior in 2015: first-team All-Big Ten, NABC First Team All-District Team, USBWA All-District VI Team and named to the 2014 2K Classic All-Tournament Team. Finished his illustrious career ranked second in Iowa scoring (1,859) and third in rebounding (901). Became the first Hawkeye to ever amass 1,800 points and 900 rebounds and lead the team in rebounding all four seasons. He made more free throws than any other Big Ten player the last 50 years, raking third in Big Ten annals with 618. He was selected 49th overall in 2015 NBA Draft by the Washington Wizards.

## The McCaffery File

### Coaching Experience:

1982-83 Assistant Coach, Penn  
 1983-85 Assistant Coach, Lehigh  
 1985-88 Head Coach, Lehigh  
 (youngest head coach in America at age 26)  
 1988-99 Assistant Coach, Notre Dame  
 1999-05 Head Coach, UNC-Greensboro  
 2005-10 Head Coach, Siena  
 2010-present Head Coach, University of Iowa

### Coaching Honors

MAAC Coach of the Year, 2009  
 NABC District I Coach of the Year, 2009-10

### Playing Experience

1977-78 Wake Forest, one-year letterman  
 1979-82 Penn, three-year letterman

### Education

LaSalle High School, 1977  
 Bachelor of Science in Economics, The Wharton School (Penn), 1982  
 Master of Education, Lehigh, 1985

### Date of Birth:

May 23, 1959

### Family:

Wife: Margaret (Nowlin)  
 Children: Connor John  
 Patrick Dickerson  
 Jonathan Francis Nowlin  
 Marit Katherine

## FRAN MCCAFFERY IN POSTSEASON PLAY

Year	Opponent	W/L	Score	Site
<b>1987-88</b> Lehigh NCAA	Temple	L	73-87	Hartford, CT
<b>2000-01</b> UNCG NCAA	Stanford	L	60-89	San Diego, CA
<b>2001-02</b> UNCG NIT	Memphis	L	62-82	Memphis, TN
<b>2007-08</b> Siena NCAA	Vanderbilt Villanova	W L	83-62 72-84	Tampa, FL Tampa, FL
<b>2008-09</b> Siena NCAA	Ohio State Louisville	W L	74-72 72-79	Dayton, OH Dayton, OH
<b>2009-10</b> Siena NCAA	Purdue	L	64-72	Spokane, WA
<b>2011-12</b> Iowa NIT	Dayton Oregon	W L	84-75 97-108	Iowa City, IA Eugene, OR
<b>2012-13</b> Iowa NIT	Indiana State Stony Brook at Virginia vs. Maryland vs. Baylor	W W W W L	68-52 75-63 75-64 71-60 54-74	Iowa City, IA Iowa City, IA Charlottesville, VA New York, NY New York, NY
<b>2013-14</b> Iowa NCAA	Tennessee	L (OT)	65-78	Dayton, OH
<b>2014-15</b> Iowa NCAA	Davidson Gonzaga	W L	83-52 68-87	Seattle, WA Seattle, WA

**NCAA:** 3-7 in seven appearances  
**NIT:** 5-3 in three appearances  
**Overall:** 8-10 in 10 appearances

## FRAN MCCAFFERY'S COACHING RECORD

<b>All Games</b>	<b>347-252</b>
	home _____ 217-68
	away _____ 104-156
	neutral _____ 26-30
<b>Non-Conference Games</b>	<b>136-95</b>
	home _____ 101-14
	away _____ 25-63
	neutral _____ 10-18
<b>Conference Games</b>	<b>181-138</b>
	home _____ 107-52
	away _____ 74-85
<b>Tournament Games</b>	<b>42-41</b>
	NCAA _____ 3-7
	NIT (pre and postseason) _____ 6-4
	Conference _____ 24-14
	In-season _____ 9-16
<b>Miscellaneous</b>	Overtime games _____ 18-16
	Decided by three points or less _____ 35-40



---

**FRAN MCCAFFERY'S YEAR-BY-YEAR COACHING RECORD**

Year	Position	School	Head Coach	Record
1982-83	Assistant Coach	Penn	Craig Littlepage	17-9
1983-85	Assistant Coach	Lehigh	Tom Schneider	16-42
1985-88	Head Coach	Lehigh	---	49-40
1988-99	Assistant Coach	Notre Dame (Two NCAA bids and two NIT bids)	Digger Phelps John MacLeod	155-166
1999-05	Head Coach	UNC-Greensboro	---	90-87
2005-10	Head Coach	Siena	---	112-51
2010-15	Head Coach	Iowa	---	96-75

---

**FRAN MCCAFFERY COACHING HIGHLIGHTS**
**IOWA**

- Coached Iowa to three consecutive 20-win seasons -- the program's longest streak in 15 seasons, including winning 25 games in 2013 to match the second most total in program history.
- Guided Iowa to four straight postseason tournaments (2 NCAA and 2 NIT), including advancing to the NCAA third round in 2015 and finishing runner-up in the 2013 NIT.
- Coached the Hawkeyes to three consecutive first-division finishes in the Big Ten, including a third place finish in 2015. Iowa's 12 conference wins are the most by a Hawkeye team since 1997.
- Had Iowa ranked in both the AP and Coaches polls 16 consecutive weeks in 2014, climbing as high as 10th in both polls on Jan. 13.
- Recruited and coached Aaron White and Roy Devyn Marble, first team All-Big Ten and NBA Draft selections in 2014 and 2015, respectively. McCaffery has coached five other Hawkeyes to professional contracts overseas.
- Signed the 25th-best recruiting class in the country prior to the 2012-13 season.
- Fans have embraced McCaffery and his team's style of play with attendance increasing by more than 50 percent since 2010. Iowa has ranked in the top-20 nationally in average attendance the last two seasons (2014 and 2015).
- Coached Iowa to a school-record 59 home victories over a four year span (2012-15).

**SIENA**

- McCaffery's five years at Siena (112-51) were the best in its 70-year storied history.
- McCaffery led the Saints to three straight Metro Atlantic Athletic Conference Championships and NCAA Tournament appearances. In so doing, Siena became the only program in the country to win its regular season and postseason title the last three years.
- In 2010, McCaffery led Siena to its fourth straight 20-win season, something never before done in program history.
- McCaffery, the 2009 MAAC Coach of the Year, is the third winningest coach by percentage in league history (68-22, .756).
- McCaffery is the only coach to guide a MAAC program to two NCAA Tournament wins.
- In 2008, McCaffery became just the 31st coach (15th active) to take three different programs to the "Big Dance", and he is the first to do so with three programs from one-bid leagues (conference's that sent just one team the year his program advanced).
- McCaffery led Siena to a perfect 17-0 home record in each of his last two seasons.

**UNC-GREENSBORO**

- In the 2001-02 season, McCaffery led the Spartans to their first 20-win season since joining the Southern Conference.
- McCaffery coached the 2001-02 Spartans to a share of the Southern Conference North Division title for the first time in program history.
- McCaffery's UNCG squads own the two highest-scoring seasons in program history.
- McCaffery is the only coach in UNCG history to win 11 games at home in a single season.

**LEHIGH**

- At 26, McCaffery was the nation's youngest Division I head coach when he was hired Sept. 11, 1985.
- McCaffery coached two winning seasons in three years (Lehigh had just four winning seasons in the 55 years prior to his arrival).
- McCaffery coached the 1987-88 Mountain Hawks to a 21-10 record, which remains the best in program history.
- McCaffery led Lehigh to the NCAA Tournament in 1988 and was the youngest head coach to do so at the time.
- McCaffery was assistant coach and recruiting coordinator at Lehigh from 1983-85 and helped the team to its first NCAA Tournament appearance in 1985.
- As assistant coach and recruiting coordinator, he helped sign Darren Queenan 1988, who remains Lehigh's all-time leading scorer.

**Year-By-Year Numbers & Statistics**

Year	Record	Home	Away	Neutral	Conf.	Non-Conf.	Nov.	Dec.	Jan.	Feb.	Mar.	April	OT
1985-86	13-15	10-4	3-9	0-2	6-8	7-7	1-2	3-2	7-3	2-7	0-1	--	1-0
1986-87	15-14	8-4	5-8	2-2	8-6	7-8	1-0	3-4	6-4	4-5	1-1	--	4-1
1987-88	21-10	11-2	7-7	3-1	8-6	13-4	1-1	5-3	8-2	4-3	3-1	--	--
1999-00	15-13	9-4	6-8	0-1	9-7	6-6	2-1	4-3	5-5	4-3	0-1	--	1-0
2000-01	19-12	11-1	5-10	3-1	10-6	9-6	1-2	4-3	8-2	3-4	3-1	--	1-0
2001-02	20-11	10-1	8-9	2-1	11-5	9-6	2-1	4-3	7-3	6-2	1-2	--	--
2002-03	7-22	6-7	1-14	0-1	3-13	4-9	3-1	0-7	2-6	2-7	0-1	--	0-2
2003-04	11-17	7-5	4-11	0-1	7-9	4-8	2-1	2-6	2-5	5-4	0-1	--	0-2
2004-05	18-12	11-2	5-10	2-0	9-7	9-5	3-1	4-3	6-3	3-4	2-1	--	1-0
2005-06	15-13	10-4	5-9	--	10-8	5-5	1-2	4-2	4-6	6-2	0-1	--	2-0
2006-07	20-12	10-4	8-7	2-1	12-6	8-6	2-3	4-2	5-5	7-1	2-1	--	1-3
2007-08	23-11	13-4	9-6	1-1	13-5	10-6	2-3	5-1	6-3	5-3	5-1	--	1-0
2008-09	27-8	17-0	9-7	1-1	16-2	11-6	2-3	6-1	9-1	5-2	5-1	--	2-0
2009-10	27-7	17-0	10-6	0-1	17-1	10-6	4-2	5-2	10-0	5-2	3-1	--	2-0
2010-11	11-20	8-8	2-9	1-3	4-14	7-6	3-4	4-2	1-7	2-5	1-2	--	0-2
2011-12	18-17	14-6	3-9	1-2	8-10	10-7	4-3	6-3	2-5	5-3	2-2	--	--
2012-13	25-13	18-2	3-8	4-3	9-9	16-4	5-2	6-1	3-4	4-3	6-2	1-1	0-2
2013-14	20-13	13-4	4-6	3-3	9-9	11-4	7-1	5-1	4-3	3-4	1-4	0-0	1-3
2014-15	22-12	14-4	7-3	1-5	12-6	10-6	5-2	5-2	3-4	6-2	3-2	0-0	1-1
<b>Totals</b>	<b>347-252</b>	<b>217-66</b>	<b>104-156</b>	<b>26-30</b>	<b>181-137</b>	<b>166-115</b>	<b>51-35</b>	<b>79-51</b>	<b>98-71</b>	<b>81-66</b>	<b>38-27</b>	<b>1-1</b>	<b>18-16</b>

**Year-By-Year Statistics**

Year	G	FG-A	PCT	3-PT-A	PCT	FT-A	PCT	REB	AVG	PF/D	AS	TO	BK	ST	PTS	AVG
1985-86	28	806-1617	.498	---	---	460-667	.690	960	34.3	503-10	442	400	75	219	2072	74.0
Opp.	28	826-1671	.494	---	---	357-479	.745	920	32.9	569-19	440	414	80	188	2009	71.8
1986-87	29	762-1721	.443	82-279	.329	622-833	.747	1137	39.2	583-19	337	422	60	175	2228	76.8
Opp.	29	855-1761	.486	98-262	.374	428-614	.697	1003	34.6	677-32	473	378	99	204	2236	77.1
1987-88	31	892-1820	.490	127-309	.411	632-873	.724	1149	37.1	580-13	474	365	67	200	2543	82.0
Opp.	31	870-1856	.469	126-312	.404	463-629	.736	1039	33.5	716-30	441	405	72	143	2543	82.0
1999-00	28	706-1549	.456	139-380	.366	456-618	.738	1027	36.7	501-11	379	463	87	176	2007	71.7
Opp.	28	733-1645	.446	191-528	.362	367-554	.662	924	33.0	526-X	419	397	83	233	2024	72.3
2000-01	31	773-1741	.444	184-480	.383	552-718	.769	1049	33.8	648-20	414	475	118	271	2282	73.6
Opp.	31	756-1756	.431	190-495	.384	531-770	.690	1144	36.9	648-X	367	516	118	234	2233	72.0
2001-02	31	763-1705	.448	188-519	.362	524-702	.746	1097	35.4	557-12	448	501	116	253	2238	72.2
Opp.	31	768-1826	.421	182-534	.341	404-603	.670	1113	35.9	586-X	418	504	124	249	2122	68.5
2002-03	28	757-1650	.459	160-483	.331	369-507	.728	972	34.7	525-12	377	474	120	236	2043	73.0
Opp.	28	762-1715	.444	189-563	.336	390-566	.689	1035	37.0	472-X	406	444	101	257	2103	75.1
2003-04	28	757-1650	.459	160-483	.331	369-507	.728	972	34.7	525-12	377	474	120	236	2043	73.0
Opp.	28	762-1715	.444	189-563	.336	390-566	.689	1035	37.0	472-X	406	444	101	257	2103	75.1
2004-05	30	776-1732	.448	133-438	.304	485-702	.691	1087	36.2	476-8	352	524	178	276	2170	72.3
Opp.	30	815-1934	.421	223-612	.364	333-495	.673	1189	39.6	568-X	444	518	124	281	2186	72.9
2005-06	28	693-1624	.427	222-588	.378	476-627	.759	947	33.8	442-11	387	371	61	229	2084	74.4
Opp.	28	770-1704	.452	207-588	.352	293-428	.685	1064	38.0	523-X	454	433	118	203	2040	72.9
2006-07	32	890-1872	.475	189-555	.341	468-672	.696	1128	35.2	542-11	484	430	91	244	2437	76.2
Opp.	32	840-1962	.428	241-708	.340	361-522	.692	1171	36.6	612-X	484	471	99	219	2282	71.3
2007-08	34	928-2058	.451	239-626	.382	518-752	.689	1148	33.8	526-6	489	385	119	320	2613	76.9
Opp.	34	913-2021	.452	256-692	.370	338-520	.650	1297	38.1	667-X	481	587	123	183	2420	71.2
2008-09	35	1007-2157	.467	184-558	.330	511-769	.665	1273	36.4	521-10	534	462	159	309	2709	77.4
Opp.	35	935-2141	.437	236-696	.339	356-522	.682	1287	36.8	663-X	530	592	128	233	2462	70.3
2009-10	34	930-2048	.454	160-498	.321	534-793	.673	1310	38.5	471-5	486	418	119	297	2554	75.1
Opp.	34	870-2032	.428	209-637	.328	277-434	.638	1168	34.4	630-X	469	517	113	208	2226	65.5
2010-11	31	766-1743	.439	146-465	.314	406-601	.676	1085	35.0	512-9	423	447	89	208	2084	67.2
Opp.	31	768-1749	.439	212-639	.332	362-489	.740	1045	33.7	551-11	466	445	106	215	2110	68.1
2011-12	35	902-1984	.455	201-539	.373	550-763	.721	1205	34.4	590-11	521	433	119	262	2555	73.0
Opp.	35	910-1993	.457	244-707	.345	473-648	.730	1193	34.1	651-10	515	473	111	193	2537	72.5
2012-13	38	903-2156	.419	204-668	.305	655-896	.731	1484	39.1	648-5	573	476	183	263	2665	70.1
Opp.	38	850-2168	.392	212-719	.295	476-675	.705	1307	34.4	742-14	440	500	159	254	2388	62.8
2013-14	33	919-1984	.463	191-546	.350	660-898	.735	1331	40.3	603-12	532	371	164	234	2689	81.5
Opp.	33	804-1938	.415	229-722	.317	484-686	.706	1101	33.4	717-20	423	439	112	209	2321	70.3
2014-15	34	821-1905	.431	192-576	.333	538-723	.744	1274	37.5	536-8	482	377	158	218	2372	69.8
Opp.	34	754-1903	.396	227-696	.326	384-553	.694	1136	33.4	607-8	411	417	121	200	2119	62.3



**McCaffery vs. All Opponents**

Opponent	Record	Opponent	Record	Opponent	Record
Abilene Christian	1-0	Howard	1-0	Oregon	0-1
Alabama	1-1	Hofstra	3-5	Penn	2-1
Albany	5-0	Holy Cross	3-1	Penn State	7-3
Alcorn State	1-0	Idaho State	1-0	Pepperdine	1-0
American	1-1	Illinois	4-4	Pittsburgh	0-1
Appalachian State	7-5	Indiana	4-5	Princeton	0-3
Arkansas	0-1	Indiana State	1-0	Purdue	3-6
Arkansas-Pine Bluff	1-0	Iona	9-1	Rider	12-6
Ball State	1-0	Iowa	0-2	Robert Morris	1-0
Baylor	0-1	Iowa State	1-4	Rutgers	1-0
Boise State	3-0	IPFW	1-0	Saint Joseph's	2-1
Bridgewater	1-0	James Madison	1-2	Saint Peter's	11-2
Brown	3-0	Kansas	0-2	Siena	0-1
Bucknell	4-4	Kenyon	1-0	SIU-Edwardsville	1-0
Buffalo	1-1	Lafayette	4-4	Southern Mississippi	1-0
Butler	0-1	Liberty	2-0	South Carolina State	1-0
Campbell	2-1	Long Beach State	0-1	South Dakota	1-0
Canisius	10-1	Longwood	1-0	South Dakota State	0-1
Central Arkansas	1-0	Louisiana-Monroe	1-0	St. Francis, Pa.	1-0
Central Michigan	1-0	Louisiana Tech	1-0	St. John's	0-1
Charleston	0-1	Louisville	0-1	Stanford	1-2
Chattanooga	5-6	Loyola	7-4	Stony Brook	1-0
Chicago State	1-0	Manhattan	11-3	Syracuse	0-4
Clemson	0-1	Marist	7-4	Temple	0-2
Coastal Carolina	2-1	Marquette	0-2	Tennessee	0-2
College of Charleston	1-4	Maryland	2-2	Tennessee State	2-0
Columbia	2-1	Maryland-Baltimore County	1-0	Texas	0-1
Connecticut	0-1	Maryland-Eastern Shore	1-0	Texas A&M	0-1
Coppin State	1-0	Massachusetts	0-1	Texas A&M-CC	1-0
Cornell	1-1	Memphis	0-2	Texas Pan-American	1-0
Creighton	0-1	Michigan	3-4	The Citadel	5-1
Dartmouth	2-0	Michigan State	1-9	Towson State	7-0
Davidson	7-7	Middle Tennessee	1-1	UAB	0-1
Dayton	1-0	Minnesota	5-7	UNC Asheville	2-0
Delaware	5-4	Missouri	0-1	UNC Wilmington	1-0
Dickinson	2-0	Monmouth	1-0	UTEP	1-0
Drake	3-0	Montreat	1-0	Vanderbilt	1-1
Drexel	2-5	Mount St. Mary's	1-0	Vermont	1-0
Duke	0-1	Muhlenberg	3-0	Villanova	0-3
East Carolina	1-1	NC State	0-1	Virginia	1-0
East Tennessee State	4-8	Nebraska	5-3	Virginia Tech	0-1
Elon	4-3	Nebraska-Omaha	1-0	VMI	7-1
Evansville	0-1	New Mexico	0-1	Wagner	1-0
Fairfield	10-5	Niagara	9-3	Wake Forest	0-3
Farleigh Dickinson	2-0	NJIT	2-0	West Virginia	0-2
Florida Southern	1-0	Norfolk State	3-1	Western Carolina	7-6
Fordham	1-0	North Carolina	1-0	Western Kentucky	1-0
Furman	3-4	North Dakota State	1-0	Wichita State	0-2
Gardner-Webb	1-0	North Carolina A&T	3-1	Wilkes	1-0
Georgia Southern	3-4	North Florida	1-0	William & Mary	1-0
Georgia Tech	0-2	Northeastern	2-1	Winthrop	2-0
Gonzaga	0-1	Northwestern	6-6	Wisconsin	3-7
Greensboro College	1-0	Northern Illinois	2-0	Wofford	6-3
Guilford	4-0	Northern Iowa	3-3	Xavier	1-1
Hampton	1-0	Notre Dame	1-0	Youngstown	1-0
Harvard	3-0	Ohio State	4-6	<b>Totals</b>	<b>347-252</b>
High Point	0-2	Oklahoma State	0-1		

## FRAN MCCAFFERY'S GAME-BY-GAME RECORD

## LEHIGH

## 1985-86 (13-15, 6-8)

Date	Opponent	W/L	Score	Location
Nov. 25	Kenyon	W	83-53	Bethlehem, PA
Nov. 26	at Princeton	L	67-69	Princeton, NJ
Nov. 30	at Siena	L	57-71	Albany, NY
Dec. 4	Manhattan	W	85-69	Bethlehem, PA
Dec. 6	vs. UAB (HC)	L	61-71	Iowa City, IA
Dec. 7	at Iowa (HC)	L	68-89	Iowa City, IA
Dec. 11	Dickinson	W	93-68	Bethlehem, PA
Dec. 30	Muhlenberg	W	86-72	Bethlehem, PA
Jan. 2	at Columbia	W	90-84	New York, NY
Jan. 4	Drexel	W	79-66	Bethlehem, PA
Jan. 6	at Harvard	W	82-75	Boston, MA
Jan. 11	Lafayette	W	82-72	Bethlehem, PA
Jan. 13	Fairfield	L	68-71	Bethlehem, PA
Jan. 18	at Towson State	W	70-69	Towson, MD
Jan. 20	Robert Morris	W	54-53	Bethlehem, PA
Jan. 22	Delaware	L	70-71	Bethlehem, PA
Jan. 25	at Rider	L	68-69	Lawrenceville, NJ
Jan. 29	Bucknell	W	85-75	Bethlehem, PA
Feb. 1	Hofstra	L	74-77	Bethlehem, PA
Feb. 5	at Drexel	L	77-84	Philadelphia, PA
Feb. 8	at Lafayette	L	79-80	Easton, PA
Feb. 10	Towson State	W	71-54	Bethlehem, PA
Feb. 12	Marquette	L	63-77	Bethlehem, PA
Feb. 15	at Delaware	L	73-89	Newark, DE
Feb. 19	Rider	W	80-77 (ot)	Bethlehem, PA
Feb. 22	at Bucknell	L	80-84	Lewisburg, PA
Feb. 24	at Hofstra	L	60-62	Hempstead, NY
Mar. 1	vs. Lafayette (ECCT)	L	57-58	Towson, MD

## 1986-87 (15-14, 8-6)

Date	Opponent	W/L	Score	Location
Nov. 29	Harvard	W	99-98 (ot)	Bethlehem, PA
Dec. 1	Dickinson	W	69-52	Bethlehem, PA
Dec. 3	at Marquette	L	66-83	Milwaukee, WI
Dec. 8	Princeton	L	62-72	Bethlehem, PA
Dec. 10	at Penn State	W	73-70	University Park, PA
Dec. 22	Muhlenberg	W	92-71	Bethlehem, PA
Dec. 29	vs. Texas A&M (MC)	L	60-80	Storrs, CT
Dec. 30	at Connecticut (MC)	L	57-71	Storrs, CT
Jan. 2	vs. St. Francis, Pa. (WLKF)	W	74-72	Lakeland, FL
Jan. 3	at Florida Southern (WLKF)	W	74-72 (ot)	Lakeland, FL
Jan. 6	Columbia	L	78-90	Bethlehem, PA
Jan. 8	at Fairfield	L	63-64	Fairfield, CT
Jan. 12	at Wake Forest	L	51-74	Winston-Salem, NC
Jan. 14	Hofstra	W	80-68	Bethlehem, PA
Jan. 17	at Drexel	L	74-76	Philadelphia, PA
Jan. 24	Towson State	W	77-75	Bethlehem, PA
Jan. 28	at Delaware	W	65-60	Newark, DE
Jan. 31	Rider	W	93-90 (ot)	Bethlehem, PA
Feb. 2	at Lafayette	W	83-77	Easton, PA
Feb. 4	Bucknell	L	87-92	Bethlehem, PA
Feb. 7	at Hofstra	L	69-71	Hempstead, NY
Feb. 11	Drexel	L	67-70	Bethlehem, PA
Feb. 14	Lafayette	W	79-78	Bethlehem, PA
Feb. 18	at Towson State	W	83-76	Towson, MD
Feb. 21	Delaware	W	98-79	Bethlehem, PA
Feb. 24	at Rider	L	76-82	Lawrenceville, NJ
Feb. 28	at Bucknell	L	70-72	Lewisburg, PA
Mar. 6	vs. Drexel (ECCT)	W	109-98 (2 ot)	Towson, MD
Mar. 7	vs. Bucknell (ECCT)	L	100-103 (2 ot)	Towson, MD

## 1987-88 (21-10, 8-6)

Date	Opponent	W/L	Score	Location
Nov. 28	at Penn	W	96-75	Philadelphia, PA
Nov. 30	at Vanderbilt	L	91-102	Nashville, TN
Dec. 2	Muhlenberg	W	109-82	Bethlehem, PA
Dec. 4	at Nebraska (CC)	L	66-71	Lincoln, NE
Dec. 5	vs. Ball State (CC)	W	72-64	Lincoln, NE
Dec. 7	Penn State	W	79-72	Bethlehem, PA
Dec. 9	at Princeton	L	82-95	Princeton, NJ
Dec. 23	Wilkes	W	116-64	Bethlehem, PA
Dec. 29	at Rider	L	82-89	Lawrenceville, NJ
Dec. 30	Monmouth	W	72-59	Bethlehem, PA
Jan. 2	Fairfield	W	100-77	Bethlehem, PA
Jan. 5	at Columbia	W	77-65	New York, NY
Jan. 7	Brown	W	102-92	Bethlehem, PA
Jan. 9	at Bucknell	W	83-76	Lewisburg, PA
Jan. 12	at Harvard	W	62-59	Boston, MA
Jan. 16	Rider	W	91-65	Bethlehem, PA
Jan. 20	at Hofstra	W	77-63	Hempstead, NY
Jan. 23	Drexel	L	85-91	Bethlehem, PA
Jan. 27	Lafayette	L	64-66	Bethlehem, PA
Jan. 30	at Towson State	W	71-65	Towson, MD
Feb. 3	Delaware	W	86-75	Bethlehem, PA
Feb. 10	Bucknell	W	79-72	Bethlehem, PA
Feb. 13	Hofstra	W	96-72	Bethlehem, PA
Feb. 17	at Drexel	L	86-94	Philadelphia, PA
Feb. 20	at Lafayette	L	68-73	Easton, PA
Feb. 24	Towson State	W	77-63	Bethlehem, PA
Feb. 27	at Delaware	L	67-79	Newark, DE
Mar. 5	vs. Bucknell (ECCT)	W	83-79	Towson, MD
Mar. 6	vs. Lafayette (ECCT)	W	67-65	Towson, MD
Mar. 8	at Towson State (ECCT)	W	84-78	Towson, MD
Mar. 18	vs. Temple (NCAA)	L	73-87	Hartford, CT

## UNC-GREENSBORO

## 1999-00 (15-13, 9-7)

Date	Opponent	W/L	Score	Location
Nov. 20	at James Madison	L	64-77	Harrisonburg, VA
Nov. 27	Northeastern	W	70-56	Greensboro, NC
Nov. 29	Elon	W	77-66	Greensboro, NC
Dec. 1	at Coastal Carolina	W	78-76	Conway, SC
Dec. 4	Guilford	W	88-63	Greensboro, NC
Dec. 6	Norfolk State	W	80-74	Greensboro, NC
Dec. 15	at Wake Forest (25th)	L	62-71	Winston-Salem, NC
Dec. 18	at Evansville	L	42-71	Evansville, IN
Dec. 21	at Winthrop	W	93-88 (2 ot)	Rock Hill, SC
Dec. 28	at Georgia Tech	L	73-97	Atlanta, GA
Jan. 4	VMI	W	82-71	Greensboro, NC
Jan. 8	Davidson	W	63-60	Greensboro, NC
Jan. 10	at Georgia Southern	L	71-78	Statesboro, GA
Jan. 15	at Western Carolina	L	81-87	Cullowhee, NC
Jan. 17	East Tennessee State	L	58-60	Greensboro, NC
Jan. 19	North Carolina AT&T	L	71-80	Greensboro, NC
Jan. 22	College of Charleston	L	59-73	Greensboro, NC
Jan. 24	at VMI	W	75-61	Lexington, VA
Jan. 29	at Davidson	W	77-55	Davidson, NC
Jan. 31	Furman	W	79-69	Greensboro, NC
Feb. 3	at Wofford	L	63-76	Spartanburg, SC
Feb. 9	at Appalachian State	L	66-81	Boone, NC
Feb. 12	at Chattanooga	W	74-70	Chattanooga, TN
Feb. 14	Western Carolina	W	75-53	Greensboro, NC
Feb. 19	at East Tennessee State	W	81-78	Johnson City, TN
Feb. 22	Appalachian State	L	69-78	Greensboro, NC
Feb. 26	The Citadel	W	75-58	Greensboro, NC
Mar. 2	vs. Furman (SC)	L	61-77	Greenville, SC



**2000-01 (19-12, 10-6)**

Date	Opponent	W/L	Score	Location
Nov. 17	at Minnesota	L	61-81	Minneapolis, MN
Nov. 21	Guilford	W	81-54	Greensboro, NC
Nov. 25	at West Virginia	L	71-85	Morgantown, WV
Dec. 1	at Northeastern	L	77-89	Boston, MA
Dec. 3	at Saint Peter's	W	79-73	Jersey City, NJ
Dec. 5	at NC State	L	76-77	Raleigh, NC
Dec. 9	at Norfolk State	W	82-70	Norfolk, VA
Dec. 22	Winthrop	W	78-63	Greensboro, NC
Dec. 28	at East Carolina	L	92-104	Greenville, NC
Dec. 31	UNC Asheville	W	77-76 (ot)	Greensboro, NC
Jan. 3	at The Citadel	L	68-70	Charleston, SC
Jan. 6	Davidson	W	69-68	Greensboro, NC
Jan. 8	Appalachian State	W	78-62	Greensboro, NC
Jan. 13	at Furman	L	52-70	Greenville, SC
Jan. 15	at VMI	W	73-69	Lexington, VA
Jan. 17	North Carolina AT&T	W	67-55	Greensboro, NC
Jan. 20	Chattanooga	W	84-83	Greensboro, NC
Jan. 22	Wofford	W	80-56	Greensboro, NC
Jan. 27	at Davidson	W	63-61	Davidson, NC
Jan. 29	East Tennessee State	W	77-67	Greensboro, NC
Feb. 3	at College of Charleston	L	70-77	Charleston, SC
Feb. 5	VMI	W	79-58	Greensboro, NC
Feb. 10	Western Carolina	W	95-81	Greensboro, NC
Feb. 13	at East Tennessee State	L	75-84	Johnson City, TN
Feb. 17	Georgia Southern	L	68-72	Greensboro, NC
Feb. 19	at Appalachian State	W	63-60	Boone, NC
Feb. 24	at Western Carolina	L	58-63	Cullowhee, NC
Mar. 2	vs. Western Carolina (SC)	W	91-69	Greenville, SC
Mar. 3	vs. Davidson (SC)	W	73-68	Greenville, SC
Mar. 4	vs. Chattanooga (SC)	W	67-66	Greenville, SC
Mar. 15	vs. Stanford (NCAA, 2nd)	L	60-89	San Diego, CA

**2001-02 (20-11, 11-5)**

Date	Opponent	W/L	Score	Location
Nov. 19	at UNC Asheville	W	75-49	Asheville, NC
Nov. 24	at Middle Tennessee	L	58-74	Murfreesboro, TN
Nov. 27	at Elon	W	70-55	Elon, NC
Dec. 1	Saint Peter's	W	77-61	Greensboro, NC
Dec. 5	East Carolina	W	56-54	Greensboro, NC
Dec. 8	Delaware	W	65-50	Greensboro, NC
Dec. 10	at Arkansas	L	74-89	Fayetteville, AR
Dec. 20	Norfolk State	W	84-69	Greensboro, NC
Dec. 22	at New Mexico	L	69-83	Albuquerque, NM
Dec. 29	at Ohio State	L	54-85	Columbus, OH
Jan. 2	at Chattanooga	L	74-77	Chattanooga, TN
Jan. 5	Appalachian State	W	87-63	Greensboro, NC
Jan. 8	at VMI	W	80-74	Lexington, VA
Jan. 12	at Georgia Southern	W	79-67	Statesboro, GA
Jan. 14	East Tennessee State	W	104-92	Greensboro, NC
Jan. 16	North Carolina AT&T	W	85-67	Greensboro, NC
Jan. 19	at Western Carolina	L	77-87	Cullowhee, NC
Jan. 23	Davidson	L	57-58	Greensboro, NC
Jan. 26	at Wofford	W	81-76	Spartanburg, SC
Jan. 28	College of Charleston	W	63-52	Greensboro, NC
Feb. 2	Western Carolina	W	80-75	Greensboro, NC
Feb. 5	at Davidson	L	48-53	Davidson, NC
Feb. 9	The Citadel	W	81-68	Greensboro, NC
Feb. 12	at East Tennessee State	L	76-90	Johnson City, TN
Feb. 16	VMI	W	74-71	Lexington, VA
Feb. 18	at Appalachian State	W	83-68	Boone, NC
Feb. 23	Furman	W	70-67	Greenville, SC
Feb. 28	vs. Wofford (SC)	W	70-41	N. Charleston, SC
Mar. 1	vs. Chattanooga (SC)	W	67-57	N. Charleston, SC
Mar. 2	vs. Davidson (SC)	L	58-68	N. Charleston, SC
Mar. 14	at Memphis (NIT)	L	62-82	Memphis, TN

**2002-03 (7-22, 3-13)**

Date	Opponent	W/L	Score	Location
Nov. 19	Wagner	W	84-65	Greensboro, NC
Nov. 22	at Kansas (2nd)	L	66-105	Lawrence, KS
Nov. 25	American	W	80-79	Greensboro, NC
Nov. 30	Middle Tennessee	W	70-58	Greensboro, NC
Dec. 3	at Alabama (3rd)	L	61-89	Tuscaloosa, AL
Dec. 7	at West Virginia	L	54-65	Morgantown, WV
Dec. 10	at Syracuse	L	65-92	Syracuse, NY
Dec. 15	Elon	L	57-58	Greensboro, NC
Dec. 19	at Delaware	L	71-74	Newark, DE
Dec. 21	at Norfolk State	L	70-75	Norfolk, VA
Dec. 31	at High Point	L	74-81	High Point, NC
Jan. 4	at East Tennessee State	L	94-96 (ot)	Johnson City, TN
Jan. 7	Chattanooga	L	56-72	Greensboro, NC
Jan. 11	at Appalachian State	L	60-91	Boone, NC
Jan. 13	VMI	W	76-57	Greensboro, NC
Jan. 18	Georgia Southern	L	78-83	Greensboro, NC
Jan. 22	Guilford	W	83-71	Greensboro, NC
Jan. 25	at Davidson	L	72-83	Davidson, NC
Jan. 27	Western Carolina	L	62-63	Greensboro, NC
Feb. 1	Wofford	W	85-79	Greensboro, NC
Feb. 3	at College of Charleston	L	69-71	Charleston, SC
Feb. 8	at Western Carolina	L	63-75	Cullowhee, NC
Feb. 11	Davidson	L	77-84	Greensboro, NC
Feb. 15	at The Citadel	W	67-66	Charleston, SC
Feb. 17	East Tennessee State	L	73-75	Greensboro, NC
Feb. 22	at VMI	L	60-61	Lexington, VA
Feb. 24	Appalachian State	L	68-71	Greensboro, NC
Feb. 27	at Furman	L	74-78 (ot)	Greenville, SC
Mar. 5	vs. Wofford (SC)	L	73-77	N. Charleston, SC

**2003-04 (11-17, 7-9)**

Date	Opponent	W/L	Score	Location
Nov. 21	at Indiana	L	64-71	Bloomington, IN
Nov. 25	at Campbell	W	78-66	Buies Creek, NC
Nov. 29	Greensboro College	W	69-41	Greensboro, NC
Dec. 3	Furman	W	73-65	Greensboro, NC
Dec. 6	at American	L	45-65	Washington, DC
Dec. 9	Campbell	W	79-61	Greensboro, NC
Dec. 13	High Point	L	72-85	Greensboro, NC
Dec. 18	at Coastal Carolina	L	72-77	Conway, SC
Dec. 21	at Missouri (10th)	L	98-106	Columbia, MO
Dec. 23	at Maryland (24th)	L	58-85	College Park, MD
Dec. 28	at Villanova	L	63-84	Villanova, PA
Jan. 5	at Chattanooga	L	70-76	Chattanooga, TN
Jan. 10	East Tennessee State	L	68-72	Greensboro, NC
Jan. 13	College of Charleston	L	70-72	Greensboro, NC
Jan. 17	at Appalachian State	W	74-61	Boone, NC
Jan. 19	at Western Carolina	L	69-80	Cullowhee, NC
Jan. 24	The Citadel	W	75-66	Greensboro, NC
Jan. 31	at Davidson	L	69-80	Davidson, NC
Feb. 2	at East Tennessee State	L	65-86	Johnson City, TN
Feb. 7	Elon	W	67-53	Greensboro, NC
Feb. 9	at Wofford	W	85-80	Spartanburg, SC
Feb. 14	Chattanooga	L	74-87	Greensboro, NC
Feb. 17	Appalachian State	L	60-82	Greensboro, NC
Feb. 21	at Georgia Southern	W	80-79	Statesboro, GA
Feb. 23	Western Carolina	W	78-65	Greensboro, NC
Feb. 25	Liberty	W	74-63	Greensboro, NC
Feb. 28	at Elon	L	108-112 (3 ot)	Elon, NC
Mar. 3	vs. Wofford (SC)	L	82-85 (ot)	N. Charleston, SC

## 2004-05 (18-12, 9-7)

Date	Opponent	W/L	Score	Location
Nov. 19	Montreat	W	98-67	Greensboro, NC
Nov. 23	Coastal Carolina	W	79-73	Greensboro, NC
Nov. 27	at Duke (9th)	L	44-98	Durham, NC
Nov. 30	Bridgewater	W	92-55	Greensboro, NC
Dec. 3	vs. Southern Mississippi (HC)	W	79-78	Iowa City, IA
Dec. 4	at Iowa (HC, 23rd)	L	58-83	Iowa City, IA
Dec. 16	Guilford	W	96-65	Greensboro, NC
Dec. 18	at Liberty	W	74-69	Lynchburg, VA
Dec. 20	William & Mary	W	84-62	Greensboro, NC
Dec. 23	at Wisconsin	L	53-85	Madison, WI
Dec. 29	at Minnesota	L	59-94	Minneapolis, MN
Jan. 5	Wofford	W	61-44	Greensboro, NC
Jan. 8	at Appalachian State	W	84-77	Boone, NC
Jan. 10	at Furman	L	65-82	Greenville, SC
Jan. 15	Western Carolina	W	66-54	Greensboro, NC
Jan. 18	East Tennessee State	W	79-76 (ot)	Greensboro, NC
Jan. 22	at The Citadel	W	78-68	Charleston, SC
Jan. 24	at College of Charleston	L	67-79	Charleston, SC
Jan. 29	Chattanooga	W	62-57	Greensboro, NC
Jan. 31	at Elon	L	50-54	Elon, NC
Feb. 5	Davidson	L	69-78	Greensboro, NC
Feb. 8	Georgia Southern	L	79-85	Greensboro, NC
Feb. 12	at East Tennessee State	L	78-105	Johnson City, TN
Feb. 14	at Chattanooga	L	68-82	Chattanooga, TN
Feb. 19	Appalachian State	W	92-73	Greensboro, NC
Feb. 22	Elon	W	69-60	Greensboro, NC
Feb. 25	at Western Carolina	W	79-76	Cullowhee, NC
Mar. 3	vs. Georgia Southern (SC)	W	73-71	Chattanooga, TN
Mar. 4	vs. Davidson (SC)	W	73-68	Chattanooga, TN
Mar. 5	at Chattanooga (SC)	L	62-66	Chattanooga, TN

## SIENA

## 2005-06 (15-13, 10-8)

Date	Opponent	W/L	Score	Location
Nov. 21	at Penn	L	77-82	Philadelphia, PA
Nov. 25	at Syracuse	L	77-96	Syracuse, NY
Nov. 28	Fordham	W	64-54	Albany, NY
Dec. 1	Holy Cross	W	68-63	Albany, NY
Dec. 3	Albany	W	82-74 (ot)	Albany, NY
Dec. 9	at Niagara	W	76-75	Niagara, NY
Dec. 11	at Canisius	L	50-67	Buffalo, NY
Dec. 23	at Massachusetts	L	69-78	Amherst, MA
Dec. 28	Youngstown	W	75-67	Albany, NY
Jan. 2	at Vermont	W	76-65	Burlington, VT
Jan. 5	at Fairfield	L	79-81	Fairfield, CT
Jan. 7	Rider	W	85-62	Albany, NY
Jan. 13	Marist	L	77-85	Albany, NY
Jan. 15	at Manhattan	L	74-77	Riverdale, NY
Jan. 19	Saint Peter's	W	77-69	Albany, NY
Jan. 22	Canisius	W	76-55	Albany, NY
Jan. 24	Iona	L	78-85	Albany, NY
Jan. 28	at Marist	L	75-82	Poughkeepsie, NY
Jan. 30	Manhattan	L	58-63	Albany, NY
Feb. 2	at Loyola	W	89-83	Baltimore, MD
Feb. 4	at Saint Peter's	L	63-81	Jersey City, NJ
Feb. 7	Fairfield	W	58-47	Albany, NY
Feb. 12	at Rider	W	92-73	Lawrenceville, NJ
Feb. 14	Loyola	W	85-69	Albany, NY
Feb. 18	at Hofstra	L	62-76	Hempstead, NY
Feb. 23	at Iona	W	82-76	New Rochelle, NY
Feb. 25	Niagara	W	98-92 (2 ot)	Albany, NY
Mar. 4	Saint Peter's (MAAC)	L	62-63	Albany, NY

## 2006-07 (20-12, 12-6)

Date	Opponent	W/L	Score	Location
Nov. 11	at Stanford	L	72-92	Stanford, CA
Nov. 18	at Holy Cross	L	57-65	Worcester, MA
Nov. 22	at Dartmouth	W	83-69	Hanover, NH
Nov. 27	at NJIT	W	64-40	Newark, NJ
Nov. 29	Hofstra	L	80-84	Albany, NY
Dec. 2	Albany	W	76-75 (2 ot)	Albany, NY
Dec. 6	Niagara	W	81-69	Albany, NY
Dec. 9	Rider	W	87-79	Albany, NY
Dec. 23	at Buffalo	L	64-69	Buffalo, NY
Dec. 28	Tennessee State	W	81-69	Albany, NY
Dec. 30	at Maryland	L	75-94	College Park, MD
Jan. 3	at Canisius	W	78-60	Buffalo, NY
Jan. 5	at Niagara	W	92-81	Niagara, NY
Jan. 9	Loyola	L	87-94 (ot)	Albany, NY
Jan. 11	Canisius	W	70-48	Albany, NY
Jan. 15	Marist	L	75-84 (ot)	Albany, NY
Jan. 19	Fairfield	L	67-72	Albany, NY
Jan. 21	at Manhattan	W	80-69	Riverdale, NY
Jan. 23	NJIT	W	87-63	Albany, NY
Jan. 27	at Rider	L	78-84	Lawrenceville, NJ
Jan. 29	at Loyola	L	71-72	Baltimore, MD
Feb. 1	Iona	W	61-60	Albany, NY
Feb. 4	Saint Peter's	W	66-50	Albany, NY
Feb. 9	at Iona	W	71-53	New Rochelle, NY
Feb. 11	at Saint Peter's	W	82-65	Jersey City, NJ
Feb. 14	at Fairfield	W	69-64	Fairfield, CT
Feb. 17	James Madison (BB)	W	77-66	Albany, NY
Feb. 22	Manhattan	W	78-61	Albany, NY
Feb. 24	at Marist	L	88-98 (ot)	Poughkeepsie, NY
Mar. 3	vs. Manhattan (MAAC)	W	75-72	Bridgeport, CT
Mar. 4	vs. Marist (MAAC)	W	86-78	Bridgeport, CT
Mar. 5	vs. Niagara (MAAC)	L	79-83	Bridgeport, CT

## 2007-08 (23-11, 13-5)

Date	Opponent	W/L	Score	Location
Nov. 9	at James Madison	L	88-100	Harrisonburg, VA
Nov. 12	at Syracuse (NIT)	L	89-97	Syracuse, NY
Nov. 13	Farleigh Dickinson (NIT)	W	88-66	Syracuse, NY
Nov. 17	Stanford (20th)	W	79-67	Albany, NY
Nov. 25	at Cornell	L	77-83	Ithaca, NY
Dec. 1	Albany	W	75-71	Albany, NY
Dec. 7	at Fairfield	W	74-61	Fairfield, CT
Dec. 9	Iona	W	81-76	Albany, NY
Dec. 22	Holy Cross	W	84-77	Albany, NY
Dec. 28	Saint Joseph's	L	68-74	Albany, NY
Dec. 31	Dartmouth	W	89-54	Albany, NY
Jan. 3	at Memphis	L	58-102	Memphis, TN
Jan. 6	Saint Peter's	W	79-56	Albany, NY
Jan. 8	Fairfield	L	52-53	Albany, NY
Jan. 11	at Niagara	W	94-84	Niagara, NY
Jan. 13	at Canisius	W	72-44	Buffalo, NY
Jan. 17	Manhattan	W	69-56	Albany, NY
Jan. 21	Canisius	W	77-49	Albany, NY
Jan. 24	at Loyola	L	56-85	Baltimore, MD
Jan. 27	at Iona	W	64-51	New Rochelle, NY
Feb. 2	Rider	L	75-89	Albany, NY
Feb. 4	Marist	W	76-72	Albany, NY
Feb. 8	at Marist	W	97-88 (ot)	Poughkeepsie, NY
Feb. 10	at Rider	W	80-77	Lawrenceville, NJ
Feb. 16	Loyola	L	76-83	Albany, NY
Feb. 18	at Manhattan	L	72-73	Riverdale, NY
Feb. 23	at Boise State (BB)	W	93-70	Boise, ID
Feb. 29	Niagara	W	94-78	Albany, NY
Mar. 2	at Saint Peter's	W	77-64	Jersey City, NJ
Mar. 8	Manhattan (MAAC)	W	66-58	Albany, NY
Mar. 9	Loyola (MAAC)	W	65-63	Albany, NY
Mar. 10	Rider (MAAC)	W	74-53	Albany, NY
Mar. 21	vs. Vanderbilt (NCAA, 16th)	W	83-62	Tampa, FL
Mar. 23	vs. Villanova (NCAA)	L	72-84	Tampa, FL




**2008-09 (27-8, 16-2)**

Date	Opponent	W/L	Score	Location
Nov. 17	Boise State	W	82-52	Albany, NY
Nov. 22	Cornell	W	74-56	Albany, NY
Nov. 27	vs. Tennessee (OSC, 12th)	L	64-78	Lake Buena Vista, FL
Nov. 28	vs. Wichita State (OSC)	L	70-72	Lake Buena Vista, FL
Nov. 30	vs. Oklahoma State (OSC)	L	68-77	Lake Buena Vista, FL
Dec. 3	at Loyola	W	75-68	Baltimore, MD
Dec. 6	Albany	W	71-64	Albany, NY
Dec. 9	Marist	W	77-60	Albany, NY
Dec. 17	at Pittsburgh (3rd)	L	66-79	Pittsburgh, PA
Dec. 23	Buffalo	W	71-60	Albany, NY
Dec. 28	at Saint Joseph's	W	75-74	Philadelphia, PA
Dec. 30	at Holy Cross	W	83-71	Worcester, MA
Jan. 1	Fairfield	W	87-81	Albany, NY
Jan. 4	Saint Peter's	W	65-52	Albany, NY
Jan. 6	at Kansas	L	84-91	Lawrence, KS
Jan. 9	Rider	W	91-81	Albany, NY
Jan. 11	at Manhattan	W	68-64	Riverdale, NY
Jan. 15	at Marist	W	91-85 (ot)	Poughkeepsie, NY
Jan. 17	at Fairfield	W	78-62	Fairfield, CT
Jan. 24	Niagara	W	82-65	Albany, NY
Jan. 26	Iona	W	69-68	Albany, NY
Jan. 29	Canisius	W	91-73	Albany, NY
Feb. 2	at Saint Peter's	W	74-63	Jersey City, NJ
Feb. 7	at Rider	L	88-90	Lawrenceville, NJ
Feb. 9	Loyola	W	73-60	Albany, NY
Feb. 12	Manhattan	W	93-69	Albany, NY
Feb. 16	at Iona	W	75-60	New Rochelle, NY
Feb. 21	Northern Iowa (BB)	W	81-75	Albany, NY
Feb. 27	at Niagara	L	85-100	Niagara, NY
Mar. 1	at Canisius	W	78-74	Buffalo, NY
Mar. 7	Canisius (MAAC)	W	77-52	Albany, NY
Mar. 8	Fairfield (MAAC)	W	80-65	Albany, NY
Mar. 9	Niagara (MAAC)	W	77-70	Albany, NY
Mar. 20	vs. Ohio State (NCAA)	W	74-72 (2 ot)	Dayton, OH
Mar. 22	vs. Louisville (NCAA, 1st)	L	72-79	Dayton, OH

**2009-10 (27-7, 17-1)**

Date	Opponent	W/L	Score	Location
Nov. 13	at Tennessee State	W	85-69	Nashville, TN
Nov. 17	Northeastern	W	59-53	Albany, NY
Nov. 21	at Temple	L	69-73	Philadelphia, PA
Nov. 24	Delaware	W	90-56	Albany, NY
Nov. 27	vs. St. John's (PHC)	L	68-77	Philadelphia, PA
Nov. 28	vs. Brown (PHC)	W	99-79	Philadelphia, PA
Dec. 2	at Georgia Tech (23rd)	L	61-74	Atlanta, GA
Dec. 5	Albany	W	83-54	Albany, NY
Dec. 7	at Iona	W	73-60	New Rochelle, NY
Dec. 12	at UNI	L	65-82	Cedar Falls, IA
Dec. 23	Rider	W	84-62	Albany, NY
Dec. 29	Saint Joseph's	W	92-75	Albany, NY
Dec. 31	Saint Peter's	W	64-53	Albany, NY
Jan. 2	Mount St. Mary's	W	79-76 (ot)	Albany, NY
Jan. 4	at Loyola	W	76-56	Baltimore, MD
Jan. 9	Niagara	W	83-65	Albany, NY
Jan. 11	Canisius	W	82-70	Albany, NY
Jan. 16	at Fairfield	W	81-73	Fairfield, CT
Jan. 18	Manhattan	W	83-68	Albany, NY
Jan. 21	Loyola	W	67-61	Albany, NY
Jan. 24	at Manhattan	W	66-58	Riverdale, NY
Jan. 28	at Saint Peter's	W	66-58	Jersey City, NJ
Jan. 30	at Marist	W	79-60	Poughkeepsie, NY
Feb. 5	Iona	W	88-68	Albany, NY
Feb. 8	Fairfield	W	69-67	Albany, NY
Feb. 12	at Niagara	L	74-87	Niagara, NY
Feb. 14	at Canisius	W	74-57	Buffalo, NY
Feb. 20	at Butler (BB, 20th)	L	53-70	Indianapolis, IN
Feb. 26	at Rider	W	80-54	Lawrenceville, NJ
Feb. 28	Marist	W	76-51	Albany, NY

Mar. 6	Manhattan (MAAC)	W	78-61	Albany, NY
Mar. 7	Rider (MAAC)	W	72-62	Albany, NY
Mar. 8	Fairfield (MAAC)	W	72-65 (ot)	Albany, NY
Mar. 19	vs. Purdue (NCAA, 10th)	L	64-72	Spokane, WA

**IOWA**
**2010-11 (11-20, 4-14)**

Date	Opponent	W/L	Score	Location
Nov. 14	South Dakota State	L	69-79	Iowa City, IA
Nov. 16	UL-Monroe	W	68-40	Iowa City, IA
Nov. 19	vs. Xavier (PJ)	L	73-86	St. Thomas, USVI
Nov. 20	vs. Alabama (PJ)	W	55-47	St. Thomas, USVI
Nov. 22	vs. Long Beach State (PJ)	L	72-78	St. Thomas, USVI
Nov. 26	SIU-Edwardsville	W	111-50	Iowa City, IA
Nov. 30	at Wake Forest	L	73-76	Winston-Salem, NC
Dec. 4	Idaho State	W	70-53	Iowa City, IA
Dec. 7	Northern Iowa	W	51-39	Iowa City, IA
Dec. 10	Iowa State	L	72-75	Iowa City, IA
Dec. 18	at Drake	W	59-52	Des Moines, IA
Dec. 21	Louisiana Tech	W	77-58	Iowa City, IA
Dec. 29	Illinois (23rd)	L	77-87	Iowa City, IA
Jan. 4	Ohio State (2nd)	L	68-73	Iowa City, IA
Jan. 9	at Purdue (10th)	L	52-75	West Lafayette, IN
Jan. 12	Northwestern	L	71-90	Iowa City, IA
Jan. 16	at Minnesota (25th)	L	59-69	Minneapolis, MN
Jan. 19	at Ohio State (1st)	L	48-70	Columbus, OH
Jan. 23	Indiana	W	91-77	Iowa City, IA
Jan. 26	at Penn State	L	51-65	State College, PA
Jan. 30	at Michigan	L	73-87	Ann Arbor, MI
Feb. 2	Michigan State	W	72-52	Iowa City, IA
Feb. 5	at Indiana	W	64-63	Bloomington, IN
Feb. 9	Wisconsin (13th)	L	59-62 (ot)	Iowa City, IA
Feb. 13	Minnesota (25th)	L	45-62	Iowa City, IA
Feb. 17	at Northwestern	L	70-73	Evanston, IL
Feb. 19	Michigan	L	72-75 (ot)	Iowa City, IA
Feb. 26	at Illinois	L	68-81	Champaign, IL
Mar. 2	at Michigan State	L	66-85	East Lansing, MI
Mar. 5	Purdue (6th)	W	67-65	Iowa City, IA
Mar. 10	vs. Michigan State (BTT)	L	61-66	Indianapolis, IN

**2011-12 (18-17, 8-10)**

Date	Opponent	W/L	Score	Location
Nov. 11	Chicago State	W	96-53	Iowa City, IA
Nov. 14	North Carolina A&T	W	95-79	Iowa City, IA
Nov. 17	Northern Illinois	W	88-55	Iowa City, IA
Nov. 20	vs Creighton	L	59-82	Des Moines, IA
Nov. 23	Campbell	L	61-77	Iowa City, IA
Nov. 26	IPFW	W	82-72	Iowa City, IA
Nov. 29	Clemson	L	55-71	Iowa City, IA
Dec. 3	Brown	W	75-54	Iowa City, IA
Dec. 6	at Northern Iowa	L	60-80	Cedar Falls, IA
Dec. 9	at Iowa State	L	76-86	Ames, IA
Dec. 17	Drake	W	82-68	Iowa City, IA
Dec. 19	Central Arkansas	W	105-64	Iowa City, IA
Dec. 22	Boise State	W	81-72	Iowa City, IA
Dec. 28	Purdue	L	76-79	Iowa City, IA
Dec. 31	at Wisconsin (11th)	W	72-65	Madison, WI
Jan. 4	at Minnesota	W	64-62	Iowa City, IA
Jan. 7	Ohio State (6th)	L	47-76	Iowa City, IA
Jan. 10	at Michigan State (10th)	L	61-95	East Lansing, MI
Jan. 14	Michigan (13th)	W	75-59	Iowa City, IA
Jan. 17	at Purdue	L	68-75	West Lafayette, IN
Jan. 26	Nebraska	L	73-79	Iowa City, IA
Jan. 29	at Indiana (16th)	L	89-103	Bloomington, IN
Feb. 1	Minnesota	W	63-59	Iowa City, IA
Feb. 4	Penn State	W	77-64	Iowa City, IA
Feb. 9	at Northwestern	L	64-83	Evanston, IL
Feb. 16	at Penn State	L	64-69	University Park, PA
Feb. 19	Indiana (18th)	W	78-66	Iowa City, IA
Feb. 23	Wisconsin (15th)	W	67-66	Iowa City, IA

Feb. 26	at Illinois	L	54-65	Champaign, IL
Feb. 29	at Nebraska	W	62-53	Lincoln, NE
Mar. 3	Northwestern	L	66-70	Iowa City, IA
Mar. 8	vs. Illinois	W	64-61	Iowa City, IA
Mar. 9	vs. Michigan State (8th)	L	75-92	Iowa City, IA
Mar. 13	Dayton (NIT)	W	84-75	Iowa City, IA
Mar. 18	at Oregon (NIT)	L	97-108	Eugene, OR

**2012-13 (25-13, 9-9)**

Date	Opponent	W/L	Score	Location
Nov. 9	UT-Pan American	W	86-55	Iowa City, IA
Nov. 12	Central Michigan	W	73-61	Iowa City, IA
Nov. 15	Howard	W	66-36	Iowa City, IA
Nov. 17	Gardner-Webb	W	65-56	Iowa City, IA
Nov. 20	vs. Western Kentucky (CAN)	W	63-55	Cancun, Mexico
Nov. 21	vs. Wichita State (CAN)	L	63-75	Cancun, Mexico
Nov. 27	at Virginia Tech	L	79-95	Blacksburg, VA
Dec. 1	A&M-Corpus Christi	W	88-59	Iowa City, IA
Dec. 4	South Dakota	W	87-63	Iowa City, IA
Dec. 7	Iowa State	W	80-71	Iowa City, IA
Dec. 15	vs. Northern Iowa	W	80-73	Des Moines, IA
Dec. 19	South Carolina State	W	90-46	Iowa City, IA
Dec. 22	Coppin State	W	80-50	Iowa City, IA
Dec. 31	Indiana (5th)	L	65-69	Iowa City, IA
Jan. 6	at Michigan (2nd)	L	67-95	Ann Arbor, MI
Jan. 10	Michigan State (18th)	L	59-62	Iowa City, IA
Jan. 13	at Northwestern	W	70-50	Evanston, IL
Jan. 19	Wisconsin	W	70-66	Iowa City, IA
Jan. 22	at Ohio State (14th)	L	63-72	Columbus, OH
Jan. 27	at Purdue	L	62-65 (ot)	West Lafayette, IN
Jan. 31	Penn State	W	76-67	Iowa City, IA
Feb. 3	at Minnesota (23)	L	59-62	Minneapolis, MN
Feb. 6	at Wisconsin	L	70-74 (2ot)	Madison, WI
Feb. 9	Northwestern	W	71-57	Iowa City, IA
Feb. 14	at Penn State	W	74-72	University Park, PA
Feb. 17	Minnesota	W	72-51	Iowa City, IA
Feb. 23	at Nebraska	L	60-64	Lincoln, NE
Feb. 27	Purdue	W	58-48	Iowa City, IA
Mar. 2	at Indiana (1st)	L	60-73	Bloomington, IN
Mar. 5	Illinois	W	63-55	Iowa City, IA
Mar. 9	Nebraska	W	74-60	Iowa City, IA
Mar. 14	vs. Northwestern (BTT)	W	73-59	Chicago, IL
Mar. 15	vs. Michigan State (BTT, 7th)	L	56-59	Chicago, IL
Mar. 20	Indiana State (NIT)	W	68-52	Iowa City, IA
Mar. 22	Stony Brook (NIT)	W	75-63	Iowa City, IA
Mar. 27	at Virginia (NIT)	W	75-64	Charlottesville, VA
Apr. 2	vs. Maryland (NIT)	W	71-60	New York, NY
Apr. 4	vs. Baylor (NIT)	L	54-74	New York, NY

**2013-14 (20-13, 9-9)**

Date	Opponent	W/L	Score	Location
Nov. 8	UNC Wilmington	W	82-39	Iowa City, IA
Nov. 10	Nebraska-Omaha	W	83-75	Iowa City, IA
Nov. 14	Maryland Eastern Shore	W	109-63	Iowa City, IA
Nov. 17	Abilene Christian	W	103-41	Iowa City, IA
Nov. 22	Penn	W	86-55	Iowa City, IA
Nov. 28	vs. Xavier (B4A)	W	77-74 (ot)	Bahamas
Nov. 29	vs. UTEP (B4A)	W	89-53	Bahamas
Nov. 30	vs. Villanova (B4A)	L	83-88 (ot)	Bahamas
Dec. 3	Notre Dame	W	98-93	Iowa City, IA
Dec. 7	vs. Drake (BF)	W	83-66	Des Moines, IA
Dec. 9	Fairleigh Dickinson	W	92-59	Iowa City, IA
Dec. 13	at Iowa State (16th)	L	82-85	Ames, IA
Dec. 22	Arkansas Pine Bluff	W	86-61	Iowa City, IA
Dec. 31	Nebraska	W	67-57	Iowa City, IA
Jan. 5	at Wisconsin (4th)	L	71-75	Madison, WI
Jan. 9	Northwestern	W	93-67	Iowa City, IA
Jan. 12	at Ohio State (3rd)	W	84-74	Columbus, OH
Jan. 19	Minnesota	W	94-73	Iowa City, IA
Jan. 22	at Michigan (21st)	L	67-75	Ann Arbor, MI

Jan. 25	at Northwestern	W	76-50	Evanston, IL
Jan. 28	Michigan State (6th)	L	69-71 (ot)	Iowa City, IA
Feb. 1	at Illinois	W	81-74	Champaign, IL
Feb. 4	Ohio State (25th)	L	69-76	Iowa City, IA
Feb. 8	Michigan (10th)	W	85-67	Iowa City, IA
Feb. 15	at Penn State	W	82-70	University Park, PA
Feb. 22	Wisconsin (16th)	L	74-79	Iowa City, IA
Feb. 25	at Minnesota	L	89-95	Minneapolis, MN
Feb. 27	at Indiana	L	86-93	Bloomington, IN
Mar. 2	Purdue	W	83-76	Iowa City, IA
Mar. 6	at Michigan State (22nd)	L	76-86	East Lansing, MI
Mar. 8	Illinois	L	63-66	Iowa City, IA
Mar. 13	vs. Northwestern (BTT)	L	62-67	Indianapolis, IN
Mar. 19	vs. Tennessee (NCAA)	L	65-78 (ot)	Dayton, OH

**2014-15 (22-12, 12-6)**

Date	Opponent	W/L	Score	Location
Nov. 14	Hampton	W	90-56	Iowa City, IA
Nov. 17	North Dakota State	W	87-56	Iowa City, IA
Nov. 20	vs. Texas (2K, 10th)	L	57-71	New York, NY
Nov. 21	vs. Syracuse (2K, 23rd)	L	63-66	New York, NY
Nov. 24	Pepperdine	W	72-61	Iowa City, IA
Nov. 26	Northern Illinois	W	70-49	Iowa City, IA
Nov. 29	Longwood	W	77-44	Iowa City, IA
Dec. 3	at North Carolina (12th)	W	60-55	Chapel Hill, NC
Dec. 6	UM-Baltimore County	W	77-47	Iowa City, IA
Dec. 9	Alcorn State	W	67-44	Iowa City, IA
Dec. 12	Iowa State (13th)	L	75-90	Iowa City, IA
Dec. 20	vs. Northern Iowa (BF)	L	44-56	Des Moines, IA
Dec. 30	at Ohio State (18th)	W	71-65	Columbus, OH
Jan. 5	Nebraska	W	70-59	Iowa City, IA
Jan. 8	Michigan State	L	61-75	Iowa City, IA
Jan. 13	at Minnesota	W	77-75	Minneapolis, MN
Jan. 17	Ohio State (25th)	W	76-67	Iowa City, IA
Jan. 20	at Wisconsin (5th)	L	50-82	Madison, WI
Jan. 24	at Purdue	L	63-67	West Lafayette, IN
Jan. 31	Wisconsin (5th)	L	63-74	Iowa City, IA
Feb. 5	at Michigan	W	72-54	Ann Arbor, MI
Feb. 8	Maryland (16th)	W	71-55	Iowa City, IA
Feb. 12	Minnesota	L	59-64	Iowa City, IA
Feb. 15	at Northwestern	L	61-66 (ot)	Evanston, IL
Feb. 19	Rutgers	W	81-47	Iowa City, IA
Feb. 22	at Nebraska	W	74-46	Lincoln, NE
Feb. 25	Illinois	W	68-60	Iowa City, IA
Feb. 28	at Penn State	W	81-77 (ot)	University Park, PA
March 3	at Indiana	W	77-63	Bloomington, IN
March 7	Northwestern	W	69-52	Iowa City, IA
March 12	vs. Penn State (BTT)	L	58-67	Chicago, IL
March 20	vs. Davidson (NCAA)	W	83-52	Seattle, WA
March 22	vs. Gonzaga (NCAA, 7th)	L	68-87	Seattle, WA

2K -- 2K Classic

BB -- Bracket Buster

BF -- Big Four Classic

B4A -- Battle 4 Atlantis

BTT -- Big Ten Tournament

CC -- Cornhusker Classic

CCH -- Cancun Challenge

HC -- Hawkeye Classic

ECCT -- East Coast Conference Tournament

MAAC -- Metro Atlantic Athletic Conference Tournament

MC -- Mutual Classic

NCAA -- NCAA Tournament

NIT -- National Invitational Tournament

PHC -- Philly Hoops Classic

PJ -- Paradise Jam

OSC -- Advocate (Old Spice) Classic

SC -- Southern Conference Tournament

WLKF -- WLKF Classic

**Note:** Number in parenthesis following opponent is national ranking



Kirk Speraw is in his sixth year as an assistant coach at Iowa. Speraw, who has over three decades of coaching experience, assists in all aspects of the program including recruiting, opponent scouting, practices, player development and game preparation.

Speraw has helped rejuvenate the Iowa basketball program since arriving at Iowa in 2010. Not only has the attendance at Carver-Hawkeye Arena increased by more than 50 percent, but Speraw has helped vault the program back to national prominence.

Iowa has won 20 or more games each of the last three seasons, its longest streak in 15 years. Additionally, Iowa has averaged 21 wins the last four seasons, with its 85 victories ranking sixth most over a four-year span in program history.

After a 25-win season, which matched the second-most victories by a Hawkeye team in program history, and NIT runner-up finish in 2013, Speraw helped coach the Hawkeyes to back-to-back NCAA Tournament appearances in 2014 and 2015. Speraw has helped coach the Black and Gold to upper division finishes each of the past three seasons, including a top three finish in 2015. Last March, Speraw and the Hawkeyes posted the largest margin of victory in an NCAA Tournament 7/10 match-up, beating 10th-seeded Davidson 83-52 in the second round.

The past five years at Iowa, Speraw helped coach seven Hawkeyes to professional contracts, including Devyn Marble and Aaron White, who were selected by the Orlando Magic (2014) and Washington Wizards (2015) in the NBA Draft, respectively.

Speraw has helped mentor four Hawkeyes to All-Big Ten status during his tenure, including Roy Devyn Marble (2014) and Aaron White (2015) to first team accolades. Also, Speraw helped develop Gabriel Olaseni, who was voted 2015 Big Ten Sixth Man of the Year and finished his collegiate career ranked fourth in blocked shots (141). He also helped coach three All-Big Ten Freshman performers (Eric May in 2010, Melsahn Basabe in 2011, and Aaron White in 2012).

Speraw, who is a Sioux City, Iowa, native was a two-time Hawkeye letterman (1978-79) who played for head coach Lute Olson. He was a member of the 1978-79 squad that won 20 contests and a Big Ten title. As a senior, he was named the team's most inspirational player.

As both an assistant and head coach, Speraw has mentored dozens of players who have played professionally, including Hawkeyes Ronnie Lester, Steve Krafcsin, Vince Brookins, Steve Waite, Kenny Arnold, Kevin Boyle, Mark Gannon and Bobby Hansen.

Speraw began his coaching career with the Hawkeyes, serving as a graduate assistant with Iowa's 1979-80 team that advanced to the Final Four. The Hawkeyes went 23-8 that season. Speraw then moved to Denver University, where he was an assistant coach and recruiting coordinator for two years (1980-82).



Speraw joined the Hawkeyes after serving 17 years as head coach at the University of Central Florida (1993-2010). During his tenure, 18 of his players received all-league honors, including four first team honorees. Additionally, since the start of the 1993-94 season, 54 of Speraw's UCF student-athletes earned academic all-conference recognition.

His tenure included four NCAA Tournament berths (1994, '96, '04 and '05). In 2006-07, he was recognized as Conference USA Coach of the Year after guiding the Knights to 22 victories and a second place league finish. His most successful season at UCF was in 2003-04, when the Knights finished 25-6, received votes in the top 25 and won the Atlantic Sun championship, earning an automatic bid to the NCAA Tournament.

Prior to his head coaching job at UCF, he served as an assistant coach at the University of Florida for three seasons (1990-93) under Head Coach Lon Kruger. While on the Florida staff, the Gators participated in two NIT's, including advancing to the semifinals in 1992.

Prior to his three years in Gainesville, Speraw was the head coach at Pensacola Junior College (PJC) from 1987-90. At PJC, he led the Pirates to an 82-21 record and three consecutive Panhandle Conference titles. His 1989-90 team won 31 games and finished fifth nationally. The team's success that year earned Speraw national recognition. He was tabbed the NABC/Kodak National Junior College Coach of the Year, as well as the state's Coach of the Year.

Speraw also had a coaching stop at Florida Southern, serving as an assistant from 1982-87. The Moccasins posted a 100-46 record and made four appearances in the Division II NCAA Tournament, including a third-place finish in 1986.

Speraw and his wife, Tracy (an Iowa City native), have two sons, Drew and Dustin, and two daughters, Brooke and Bailey. Drew played for his dad at Central Florida for four years.



Sherman Dillard is in his sixth year with the University of Iowa men's basketball staff bringing a wealth of expertise on and off the court.

Dillard has helped rejuvenate the Iowa basketball program since arriving at Iowa in 2010. Not only has the attendance at Carver-Hawkeye Arena increased by more than 50 percent, but Dillard has helped vault the program back to national prominence.

Iowa has won 20 or more games each of the last three seasons, its longest streak in 15 years. Additionally, Iowa has averaged 21 wins the last four seasons, with its 85 victories ranking sixth most over a four-year span in program history.

After a 25-win season, which matched the second-most victories by a Hawkeye team in program history, and NIT runner-up finish in 2013, Dillard helped coach the Hawkeyes to back-to-back NCAA Tournament appearances in 2014 and 2015. Dillard has helped coach the Black and Gold to upper division finishes each of the past three seasons, including a top three finish in 2015. Last March, Dillard and the Hawkeyes posted the largest margin of victory in an NCAA Tournament 7/10 match-up, beating 10th-seeded Davidson 83-52 in the second round.

The past five years at Iowa, Dillard helped coach seven Hawkeyes to professional contracts, including Devyn Marble and Aaron White, who were selected by the Orlando Magic (2014) and Washington Wizards (2015) in the NBA Draft, respectively.

Dillard has helped mentor four Hawkeyes to All-Big Ten status during his tenure, including Roy Devyn Marble (2014) and Aaron White (2015) to first team accolades. Also, Dillard helped develop Gabriel Olaseni, who was voted 2015 Big Ten Sixth Man of the Year and finished his collegiate career ranked fourth in blocked shots (141). He also helped coach three All-Big Ten Freshman performers (Eric May in 2010, Melsahn Basabe in 2011, and Aaron White in 2012).

Dillard has nearly three decades of coaching experience, serving as a college assistant or head coach for 29 years. He spent his first 15 years as an assistant coach at three institutions. Dillard began his coaching career under Head Coach Lefty Driesell at Maryland, spending six seasons (1979-85). He helped coach the Terrapins to four 20-plus win seasons and six postseason appearances, including five NCAA Tournament berths. The 1980, 1984 and 1985 squads reached the Sweet 16, while the 1984 team won the ACC Tournament.

He then spent three years at California (1985-88) under Lou Campanelli, who was his collegiate coach at James Madison. The Bears posted two third-place Pac-10 finishes and two NIT appearances during his tenure in Berkeley. After three seasons at California, he returned to the ACC and Georgia Tech for six seasons (1988-94). While in Atlanta, he helped Head Coach Bobby Cremins lead



the Yellow Jackets to six winning seasons and postseason appearances. Georgia Tech played in five NCAA Tournaments, including the Final Four in 1990 and Sweet 16 in 1992.

Dillard received his first head coaching opportunity at Indiana State of the Missouri Valley Conference (1994-97). During his three seasons in Terre Haute, the Sycamores improved each season and posted a 29-52 record. He then left Indiana State to return to his alma mater. He replaced Driesell, who served as head coach the previous nine seasons (1988-97). Dillard was the Dukes' head coach for seven years (1997-2004). He posted a 93-106 record, sharing a league title and recording three first-division finishes in the Colonial Athletic Association (CAA). During his tenure, he earned CAA Coach of the Year and NABC District Coach of the Year laurels. His 10-year head coaching record stands at 122-158.

Dillard, a three-time Academic All-American and four-time honorable mention All-American by the Associated Press, played guard at James Madison (1973-78). He led the Dukes in scoring in each of his four years (missed 1976-77 with an injury) and was the team's top rebounder as a freshman. Dillard is the second-leading scorer (2,065 points) in James Madison history, and his academic excellence merited him an NCAA post-graduate scholarship. After his collegiate career, he was drafted by the Indiana Pacers in the 1978 NBA Draft. Additionally, Dillard was honored as a CAA "Legend" in 2009.

Dillard worked as a basketball marketing representative for Nike for six years (2004-10). He served as Global Camp Director, responsible for administrative and operational facets of a series of highly acclaimed camps and academies sponsored by Nike. Those camps included the Nike All-America Camp and select skills academies hosted by NBA stars such as Kobe Bryant, Steve Nash, Vince Carter, Amaré Stoudemire and LeBron James (until January, 2009).

Dillard is a 1978 magna cum laude James Madison graduate earning a bachelor's degree in physical education and minor in business, and is a member of the school's sports hall of fame.

Dillard and his wife Dena have two sons, Ben (22) and Langston (20). His son Ben was a four-year letterwinner on the UALR basketball team (2011-15).





Andrew Francis is in his sixth year as an assistant coach with the Hawkeyes and eighth season on head coach Fran McCaffery's staff. He was the first hire for McCaffery at Iowa, joining the staff on April 8, 2010.

Francis has helped rejuvenate the Iowa basketball program since arriving at Iowa in 2010. Not only has the attendance at Carver-Hawkeye Arena increased by more than 50 percent, but Francis has helped vault the program back to national prominence.

Iowa has won 20 or more games each of the last three seasons, its longest streak in 15 years. Additionally, Iowa has averaged 21 wins the last four seasons, with its 85 victories ranking sixth most over a four-year span in program history.

After a 25-win season, which matched the second-most victories by a Hawkeye team in program history, and NIT runner-up finish in 2013, Francis helped coach the Hawkeyes to back-to-back NCAA Tournament appearances in 2014 and 2015. Francis has helped coach the Black and Gold to upper division finishes each of the past three seasons, including a top three finish in 2015. Last March, Francis and the Hawkeyes posted the largest margin of victory in an NCAA Tournament 7/10 match-up, beating 10th-seeded Davidson 83-52 in the second round.

The past five years at Iowa, Francis helped coach seven Hawkeyes to professional contracts, including Devyn Marble and Aaron White, who were selected by the Orlando Magic (2014) and Washington Wizards (2015) in the NBA Draft, respectively.

Francis has helped mentor four Hawkeyes to All-Big Ten status during his tenure, including Roy Devyn Marble (2014) and Aaron White (2015) to first team accolades. Working mainly with the front court players, Francis was instrumental in the development of Gabriel Olaseni, who was voted 2015 Big Ten Sixth Man of the Year and finished his collegiate career ranked fourth in blocked shots (141). He also helped coach three All-Big Ten Freshman performers (Eric May in 2010, Melsahn Basabe in 2011, and Aaron White in 2012). Francis served three years on McCaffery's staff as an assistant coach



at Siena (2007-10). While on the Saints' coaching staff, he helped guide Siena to three straight conference titles and NCAA Tournament berths, and four consecutive 20-plus win seasons. Francis helped coach six all-conference student-athletes, two Player of the Year honorees and the league's Sixth Man of the Year.

He arrived at the Siena program after a two year stint at Villanova University, where he served as an administrative assistant/video coordinator on Jay Wright's staff.

While at Siena, Francis assisted in all aspects of the program, including: recruiting, player development and scouting.

A Brooklyn, New York, native, Francis joined the Wildcats' staff in August, 2005. He assisted the program in a variety of roles while directing the video operations of the basketball office.

Francis is a 1992 graduate of Brooklyn's Abraham Lincoln High School. He played basketball at Fulton Montgomery Community College in Johnstown, New York, before completing his college career under Coach Sidney Green at Long Island University-Southampton. Francis graduated in 1998 with a degree in marketing and management.

After a knee injury ended his professional playing career, Francis became a volunteer assistant coach at Concordia College. From 2003-05, he served as the head women's coach at Mt. St. Vincent College, compiling a 26-27 record. In addition, he served as a volunteer assistant coach for the Westchester Wildfire of the United States Basketball League.

Francis is married to Kim and has two stepdaughters, Chelsea and Raven.



Billy Taylor is in his third season as the program's director of basketball operations.

Taylor works closely with the basketball staff, helping coordinate travel and carry out the day-to-day activities of the UI basketball program.

The last two seasons, Taylor has been on the Hawkeye staff of back-to-back NCAA Tournament teams. This past season, Iowa advanced to the Round of 32 after posting its largest margin of victory ever in an NCAA Tournament game (31-point win over Davidson). The Hawkeyes have produced back-to-back first-team All-Big Ten honorees and NBA Draft selections (Roy Devyn Marble in 2014 and Aaron White in 2015) while on staff.

Taylor joined the Hawkeye staff after 15 years of collegiate coaching experience. He served the previous 11 years as a head coach, most recently the last six seasons at Ball State (2007-13). During his tenure, the Cardinals finished either first or second in the Mid-American Conference (MAC) West Division three times and advanced to the MAC Tournament semifinals twice. Taylor coached nine all-conference selections and also mentored a MAC All-Freshman Team member five straight seasons.

Prior to Ball State, Taylor spent five seasons as head coach at Lehigh (2002-07), where he was a two-time Patriot League Coach of the Year honoree. In his first season, Taylor was named Patriot League Coach of the Year after guiding the Mountain Hawks to the second-largest turnaround in the nation, improving on the previous year's record by 11 wins.

In 2003-04, Taylor led Lehigh to its first-ever Patriot League regular season and tournament championships, as well as a trip to the NCAA tournament. For his efforts, Taylor earned the league's Coach of the Year honor for the second time in as many seasons, becoming the first coach since Gonzaga's Mark Few to win conference coach of the year honors in each of his first two seasons as a head coach.

In 2005-06, Lehigh posted the third-most wins in school history with its 19-12 overall mark and a school-record 11 Patriot League wins.



Before taking over at Lehigh, Taylor was the top assistant for three seasons at UNC-Greensboro under McCaffrey from 1999-02. The Spartans won the Southern Conference Championship and advanced to the NCAA Tournament with a 19-11 record in 2000-01, before posting a 20-10 mark and an NIT appearance in 2001-02.

Taylor served as an assistant coach at Notre Dame during the 1998-99 campaign alongside McCaffery and under head coach John MacLeod. He coordinated opponent scouting reports, game preparations, preseason and postseason skill development sessions.

Taylor, who was recruited to Notre Dame by Digger Phelps, was a four-year letterwinner for the Irish. He started 79-of-112 games during his career and was the team captain as a senior. He scored 577 points and grabbed 300 rebounds, before graduating with a degree in accounting and computer applications in 1995. He also earned his CPA in 1998.

Taylor and his wife, Avlon, have two daughters, Gavielle and Tamia, and a son, Savion.



*The Taylor family (clockwise from top):  
Gavielle, Savion, Tamia, Billy, and Avlon.*



**VIDEO COORDINATOR  
AL SEIBERT**

Al Seibert is in his fifth season as the University of Iowa men's basketball team's video coordinator.

Seibert has assisted in the rise of the Hawkeye basketball program back to national prominence. The Hawkeyes have posted 20 wins or more and finished in the upper division of the Big Ten Conference each of the last three seasons, including a top three conference finish in 2015. After a runner-up finish in the 2013 NIT, Iowa has appeared in back-back-back NCAA Tournaments in 2014 and 2015, including registering its first NCAA Tournament victory since 2001 this past season. Two Hawkeyes have been selected in the NBA Draft (Devyn Marble in 2014 and Aaron White in 2015) while on Iowa's staff.

Seibert has 18 years of coaching experience, having most recently served as the head coach at the University of New Haven in West Haven, Connecticut, from 2005-10.

He was at the University of Hartford for five seasons, four as an assistant (2000-04) and one as associate head coach (2004-05). Seibert was the top assistant in 2002 when Hartford posted the second-best Division I turnaround. He also helped coach the Hawks to a top three finish in the America East Conference from 2002-04.



Seibert was also an assistant coach at Western Kentucky (1994-98). He helped coach the 1995 Western Kentucky team to the second round of the NCAA Tournament, a final national ranking of No. 18 and a 27-4 overall record, which was second only to national champion UCLA.

Other stops include one season as a volunteer assistant coach at Duquesne (1992-93) and working as a basketball administrative assistant at Pittsburgh (1993-94).

Seibert has worked individually with a number of athletes drafted in the NBA. In 1993, he worked with Derrick Alston (Duquesne University), who was a second round draft pick of the Philadelphia 76ers. The following spring, Seibert worked with Erik Mobley (University of Pittsburgh), who was the 16th overall selection of the Milwaukee Bucks in the 1994 NBA Draft. In 1996, he worked with Ben Davis (University of Arizona), who was a second round pick of the Phoenix Suns. Seibert also worked individually with Lee Nailon (TCU) in 1998-99, who was a second round selection by Charlotte.

Seibert worked as a college basketball recruiting expert for Insiders Report from 1998-2000.

He played collegiately at Frederick Community College (Md.) from 1981-83.

A native of Pittsburgh, Pa., Seibert earned his Bachelor of Arts degree in political science from Fredonia State University (N.Y.) in 1985.

Seibert is married to Rachel and has a daughter, Katie (17), who lives in Ohio.

**ADMINISTRATIVE ASSISTANT/  
ASST. VIDEO COORDINATOR  
KYLE DENNING**

Kyle Denning, is in his first season on the Iowa basketball staff as an assistant video coordinator and administrative assistant.

Denning is a recent University of Iowa graduate and former Hawkeye basketball student-athlete (2011-15), playing on four postseason teams, including back-to-back NCAA Tournament teams in 2014 and 2015, and NIT runner-ups in 2013.



The native of Cedar Falls, Iowa, was a walk-on for the first three seasons before earning an athletic scholarship his senior season. Denning played in 35 games at point guard, shooting at a 50 percent clip during his career.

Denning ran the team's scout team for four seasons and earned the team's Appreciation Award in 2015.

Denning graduated in May, 2015 with a degree in leisure studies.

**ASSISTANT ATHLETIC TRAINER  
BRAD FLOY**

Floy is in his fourth season as the athletic trainer with Iowa men's basketball and golf teams.

Prior to being named to this position, Floy served as Assistant Athletic Trainer and Lecturer in the Department of Kinesiology at Fresno State from 2008-12. He was responsible for the care and prevention of injuries as they related to the Bulldog men's basketball and tennis programs.

A native of Clear Lake, Iowa, Floy spent six years as a graduate assistant with the Hawkeye men's basketball team from 2002-2008 while earning B.S. (2002), M.S. (2004), and Ph.D. (2012) degrees in exercise science. During Floy's tenure at Fresno State, he worked with several future NBA players, including the No. 10 overall pick,



Paul George, of the Indiana Pacers. For the 2011-12 season, Floy was named Team MVP as the Bulldogs finished the season without any missed games due to injuries. While at Iowa, Floy has helped guide the Hawkeyes to four NCAA tournament appearances, including the last two seasons in 2014 and 2015, as well as the 2006 Big Ten Tournament championship and 2013 NIT runner-up.

Floy was named the 2014 Athletic Trainer of the Year by the Iowa Athletic Trainers' Society (IATS). He currently serves as IATS Secretary after chairing the Public Relations Committee for two years. He is a member of NATA, CATS, and MAATA. He holds certifications in Graston Technique, FMS-II, CPR/AED Instructor, and Certified Strength & Conditioning Specialist.

The 35-year-old Floy is married to Erin, who works as a physical therapist in Iowa City.





Serving the needs of Iowa basketball and all the Hawkeye teams since 1975, the UI Sports Medicine team helps athletes and active people of all ages and skill levels heal from injuries and train for better performance, as well as oversee their regular health care needs. Linking experts from across the University, including specialists in orthopaedics, primary care, athletic training, rehabilitation, UI Sports Medicine provides the full spectrum of care for everyone from the active child to the veteran weekend warrior, from the beginner to the professional athlete. UI Sports medicine is located in a clinic that opened in 2010 near the University of Iowa Athletics Hall of Fame and the west athletics campus. UI Sports Medicine consolidates the expertise offered by different specialties and brings them at one convenient location.

Backed by the Department of Orthopaedics and Rehabilitation, which is ranked among US News World Report magazine's top orthopaedic departments in the United States, the UI Sports Medicine team is dedicated to improving the understanding, prevention, treatment, and rehabilitation of patients with sports- and activity-related injuries. Orthopaedic surgeon Brian Wolf, M.D., director of UI Sports Medicine Center and of Student Health Athletic Services, notes the sports medicine team's overall success depends on the following principles:

- Ensuring the best possible overall long-term health of athletes
- Injury prevention
- Efficient personalized treatment and rehabilitation following injury
- Clear communication between the physician, athlete, training staff, parents, and coaches to ensure the best possible recovery with minimal delay

*Here is a closer look at the members of Hawkeye men's basketball's health care team:*

**BRIAN WOLF, MD, M.S.**



Dr. Wolf is the head team physician for the men's and women's basketball teams.

Dr. Wolf is the Director of University of Iowa Sports Medicine and the Ralph and Marci Congdon Professor and Vice-Chairman in the Department of Orthopaedic Surgery at the University of Iowa. He joined UI Sports Medicine and began working with the Hawkeye basketball teams in August 2003. He is also the head team physician for University of Iowa football, baseball, soccer, track and field and swimming. He has a special interest in shoulder, knee, and elbow injuries and surgery.

Dr. Wolf is a Fellow of the American Academy of Orthopaedic Surgeons with subspecialty certification in orthopaedic sports medicine. He is a member of the American Orthopaedic Society for Sports Medicine, the Arthroscopy Association of North America, the Mid-America Orthopaedic Association, and the Iowa Orthopaedic Society. Dr. Wolf has published over 150 peer-reviewed articles, book chapters and review articles and has won numerous honors and awards for research and academic achievement. He has been elected into the prestigious Herodicus Society (Honor Society for Sports Medicine Surgeons), the American Shoulder and Elbow Society, the Association of Bone and Joint Surgeons and the Alpha Omega Alpha medical honor society.

Born in Davenport, Iowa, Dr. Wolf graduated from Alleman High School in Rock Island, Ill. He attended Loyola University in Chicago, where he was a four-year scholarship member of their Division I basketball team and graduated Summa Cum Laude. He received his medical degree from Loyola University Chicago's Stritch School of Medicine in 1997, and completed his orthopaedic residency at UI Hospitals and Clinics in 2002. From 2002 to 2003, he completed a fellowship in sports medicine and shoulder surgery at the Hospital for Special Surgery in New York City.

Dr. Wolf and his wife Laura have two sons, Jack (15) and B.J. (13), and a daughter Lucy (10).

**BRITT MARCUSSEN, MD**



Dr. Britt Marcussen completed his undergraduate and masters degrees in Anatomy and Cell Biology at the University of Iowa. He subsequently attended medical school at the University of Iowa Carver College of Medicine. He completed residency in Family Medicine at St. Francis-Mayo Family Medicine Residency in La Crosse Wisconsin, and completed a primary care sports medicine fellowship at the University of Iowa. He is currently an Assistant Professor of Family Medicine.

His primary clinical interests are cardiac issues and female athlete triad in athletes. He currently participates as a team physician for the men's basketball, men's and women's tennis, and men's and women's gymnastics teams, as well as the Hawkeye Spirit and Cheer squads at the University of Iowa.



**Back Row (l-r):** Head Manager Andrew Munson from Sioux City, Iowa; Manager Patrick O'Connor from Crystal Lake, Ill.; Video Intern Trevor Smith from Spirit Lake, Iowa; Manager Jackson Raimo from Albany, N.Y. **Front Row (l-r):** Manager Thomas Deatsch from Tiffin, Iowa; Jackson Nichols from Cedar Falls, Iowa; Manager Brendan O'Connor from Crystal Lake, Ill.



**Shelly Deutsch**  
Secretary



**Brenda Kral**  
Secretary



**Mike Moriarity**  
Director, Video Productions



**Jerry Palmer**  
Asst. Video Productions



**Peggy Jenn**  
Equipment Manager



**Troy Wulf**  
Academic Coordinator



**Bill Maxwell**  
Strength Training



**Matthew Choice**  
Athletic Training



**\*\*\*5 -- Anthony Clemmons**

**Guard**

**6-2, 193, Senior**

**Lansing, Mich.**

**Sexton HS**



**Hawk Item** -- Tallied double figures 10 career times... dished out 5+ assists 12 career times and has been credited with 3+ steals five career times.

**2014-15 Honors** -- Earned the team's Most Improved Player award. **2014-15** -- Played in all 34 games, leading the team in 3-point accuracy at 37.3 percent (22-of-59)... posted single-season bests in 3-pointers made (22), rebounds (66), steals (24), scoring average (4.8 ppg), and free throw percentage (.750)... reached double figures in scoring five times... made 17-of-19 (.895) free throw attempts the last eight contests of the season... more than tripled his 3-pointers made production (22) from a year ago (six)... started the season opener against Hampton, registering 12 points and a career-high five rebounds... tallied 11 points and equaled a career high with three steals in win over North Dakota State... equaled a career high in minutes played (29) in win over Pepperdine... tied a career high with 14 points, bolstered by a career-high 6-of-7 shooting from the free throw line, in win over Northern Illinois... netted eight points in win at #12 North Carolina... matched a season high with five rebounds in win at #18 Ohio State... registered seven points off the bench, including making a key 3-pointer down the stretch, to help preserve a home win over Nebraska... contributed five points, three rebounds, and three assists in win at Minnesota... had five points and three rebounds in home win over #25 Ohio State... posted nine points, bolstered by 2-of-2 shooting from 3-point range, at Purdue... dished out a game-high four assists to go along with three points at Northwestern... credited with a game and season-high seven assists, while also matching a season high with three steals, in win over Rutgers... totaled eight points, three assists and no turnovers in win at Nebraska... registered six points and had four assists, playing a Big Ten season-high 27 minutes, in win over Illinois... dished out a team-best three assists, while scoring all 10 of his points in the second half, in win at Indiana... contributed seven points, including sinking a key 3-pointer in the second half, in home win over Northwestern... scored 10 points, equaling a career high with three 3-pointers, to go along with three rebounds in NCAA Tournament Third Round game vs. Gonzaga... letterwinner.

**2013-14** -- Played in 32 games... averaged 4.7 assists at Battle 4 Atlantis... shot 51 percent (24-of-47) from the field... blocked a career-high two shots, while also scoring a season-high 11 points in win over Nebraska-Omaha... scored six points or more in 6-of-8 games, including a season-high 11 against Nebraska-Omaha... tied for the team lead in assists (3) in victory over Penn... equaled a career high with two 3-pointers in win over Arkansas-Pine Bluff... tied a then-career high with four rebounds, three assists and a steal in only 13 minutes in win at Illinois... did not play in Iowa's game at Penn State (Feb. 15) due to an injured ankle... matched career high with four rebounds at Minnesota... letterwinner.

**2012-13** -- Played in all 38 games, including 13 starts... ranked second on the team in assists and third among Big Ten rookies with 105 assists... his 105 assists rank sixth-best in a season for a Hawkeye freshman... led team in assists 10 times and steals six times... scored in double figures four times, including three times in Big Ten play... registered nine points and four assists in win over Central Michigan... tallied nine points, two assists and a steal against Virginia Tech... made his first

career start against A&M-CC and dished out five assists... had eight assists and no turnovers in win over South Dakota... posted personal bests in scoring (14) and minutes played (29) to go along with a game-high eight assists in win over Iowa State... dished out a personal-best nine assists and collected a team-high three steals in victory over Coppin State... shared game high honors in assists (6) in home game against #5 Indiana... registered 12 points and a team-best seven assists in road game at #2 Michigan... dished out a game-high six assists vs. #18 Michigan State... had 10 points, three rebounds and three assists in home win over Wisconsin... recorded nine points, four rebounds and three assists at #14 Ohio State... registered eight points in home victory over Penn State... tallied 11 points in home victory over Nebraska... turned in seven points, equaled a career best with four rebounds, and posted two assists in NIT win at Virginia; went 4-of-4 from the charity stripe to set career highs in free throw attempts and makes... had seven points and three boards in NIT championship vs. Baylor... letterwinner.

**High School** -- Started the last three years for Sexton High School... named to both the 2012 Associated Press and bankhoops.com Class B all-state first team... averaged 14.7 points, 4.5 assists, 4.0 rebounds and 2.4 steals his senior season... helped his team to three consecutive conference championships and Class B state titles (2010-12)... his team was ranked in the top 10 in the country and only lost four games the last two seasons combined... Sexton finished as state runner-up his sophomore season... two-time All-Conference honoree and was an All-State and All-Area selection in 2011... averaged 12.3 points, 4.6 rebounds, 4.1 assists and 3.2 steals his junior year... served as a team co-captain his senior campaign... played AAU basketball the last two years with the Michigan Mustangs... also played football his freshman through junior years at Sexton, earning All-Conference honors in 2010, playing fullback, linebacker and safety.

**Personal** -- Born 8/15/94... sport and recreation management major... parents are Anthony Askew and Laura Clemmons... siblings Jamall Clemmons, Whitney Clemmons and Tiffany Taylor... high school coach was Carlton Valentine... AAU coach was Van Mayfield.

**CLEMMONS' FAVORITES**

**Movie:** *Coach Carter*

**TV Show:** *Family Feud*

**Pro Team:** Detroit Lions

**Snack:** Fruit roll-ups and Capri Suns

**Restaurant:** Roscoes

**Website:** Instagram

**Band/Musician:** Drake

**Hobbies:** Playing candy crush

**Technological Device:** Laptop

**Celebrity:** Kevin Hart

**CAREER BESTS**

<b>Points:</b>	14, 2x, last vs. Northern Illinois, 11/26/14
<b>Rebounds:</b>	5, 2x, last vs. Ohio State, 12/30/14
<b>FGM:</b>	5 vs. Iowa State, 12/7/12
<b>FGA:</b>	8 vs. Iowa State, 12/7/12
<b>3-pt FG:</b>	3, 2x, last vs. Gonzaga, 3/22/15
<b>3-pt FGA:</b>	4, 7x, last vs. Gonzaga, 3/22/15
<b>FTM:</b>	6 vs. Northern Illinois, 11/26/14
<b>FTA:</b>	7 vs. Northern Illinois, 11/26/14
<b>Assists:</b>	9 vs. Coppin State, 12/22/12
<b>Steals:</b>	3, 5x, last vs. Rutgers, 2/19/15
<b>Blocks:</b>	2, vs. Nebraska-Omaha, 11/10/13
<b>Minutes:</b>	29, 3x, last vs. Pepperdine, 11/24/14

**CAREER STATISTICS**

YEAR	G/GS	FG-A	PCT	3-PT	PCT	FT-A	PCT	O-D=RB	AVG	PF-DI	AS	TO	BK	ST	PTS	AVG
Fresh.	38/13	55-146	.377	17-47	.362	38-52	.731	15-47=62	1.6	68-1	105	63	8	21	165	4.3
Soph.	32/0	24-47	.511	6-16	.375	24-39	.615	7-34=41	1.3	34-0	54	29	4	11	78	2.4
Junior	34/12	48-126	.381	22-59	.373	45-60	.750	12-54=66	1.9	53-0	64	38	1	24	163	4.8
<b>TOTALS</b>	<b>104/25</b>	<b>127-319</b>	<b>.398</b>	<b>45-122</b>	<b>.369</b>	<b>107-151</b>	<b>.709</b>	<b>34-135=169</b>	<b>1.6</b>	<b>155-1</b>	<b>223</b>	<b>130</b>	<b>13</b>	<b>56</b>	<b>406</b>	<b>3.9</b>


## \*\*\*10 - - Mike Gesell

Guard

6-2, 190, Senior

South Sioux City, Neb.

South Sioux City HS



**Hawk Item** -- Enters his senior season ranked eighth in Iowa career assists (352)... his 135 assists as a junior are sixth best by an Iowa junior in program history... scored in double figures 38 career times, 14 times as a freshman, 14 as a sophomore, and 10 as a junior... one of three Hawkeyes to ever amass 800+ points, 350+ assists, 200+ rebounds and 100+ steals his freshmen through junior seasons (Jeff Horner and Dean Oliver)... only Hawkeye freshmen to post 295+ points, 85+ rebounds and 85+ assists in a single-season... collected 40 steals, which tie as the sixth-most by an Iowa freshman in school history... shot at a 31.7 percent clip from 3-point range, a percentage that ranks 10th-best by a Hawkeye freshman... member of USA East Coast team that competed in Estonia in August, 2014... two-time Academic All-Big Ten honoree... became fifth player in program history to earn Academic All-America distinction (2015).

**2014-15 Honors** -- Capital One Academic All-America Third Team and Academic All-District First Team honoree... Academic All-Big Ten... NABC Academic Honors Court honoree... Dean's List honoree for fall and spring semesters... Big Ten Distinguished Scholar... earned the team's Academic Award for the third straight season and also was awarded the team's Top Playmaker Award for the second consecutive year... earned invitation to Beta Gamma Sigma, the National Scholastic Honor Society for business students at the University of Iowa; honored reserved for students who have earned GPA's that place them in the top 10 percent of their class... earned the team's Academic Award for the third straight season and also was awarded the team's co-Top Playmaker Award for the second consecutive year... Iowa men's basketball Big Ten Sportsmanship Award honoree for the second straight year. **2014-15** -- Started all 34 games... ranked fourth in team scoring (7.4) and recorded a single-season best 135 assists... scored in double figures 10 times... led team in assists a team-best 19 times, including five of the last six games... led team and ranked 10th in the Big Ten averaging 4.0 assists per game... dished out 7+ assists seven times ... tallied eight points and dished out three assists in win over North Dakota State... led Iowa in assists versus #10 Texas (4) and #23 Syracuse at 2K Classic in New York... scored 15 points and posted season highs in steals (3), rebounds (4), and 3-pointers (3-of-3) in win over Pepperdine... netted 16 points, including the last five points of the game, in win at #12 North Carolina... credited with seven assists in win over UMBC... had seven assists vs. #13 Iowa State... led Iowa with 10 points and three assists vs. UNI... dished out a game-high six assists in home win over Nebraska... registered 10 points and a team-high three assists vs. Michigan State... scored a team-high 18 points, including netting 10 straight points in a 4:27 span late in the second half, at Purdue... tallied 14 points on 7-of-10 shooting from the field in road win at Michigan... dished out a career-high nine assists to go along with eight points in win over #16 Maryland... credited with a game-high eight assists in win at Nebraska... highlight-reel dunk in final minutes to help preserve win over Illinois... scored 14 points, dished out a game-high seven assists, while also being credited with a career-high five steals, in overtime win, at Penn State... became first Big Ten player with zero points and 9+ assists in a game since Ohio State's Jamar Butler (2007-08), in home win over Northwestern; his nine assists equaled a career high... scored 15 points & had a game-best six assists and no turnovers in NCAA Tournament win over Davidson... letterwinner.

**2013-14 Honors** -- Academic All-Big Ten ... Dean's List honoree for fall and spring semesters... earned the team's Academic Award for the second straight season and also was awarded the team's co-Top Playmaker Award... Iowa men's basketball Big Ten Sportsmanship Award honoree. **2013-14** -- Started all 33 games... ranked first on the team in assists (128), second in steals (43) and third in scoring (7.8)... led Big Ten and ranked 13th in the country in assist-to-turnover ratio (3.0)... reached double figures 14 times, including seven of the last 11 contests... posted season bests in assists, steals, and free throw attempts... ranked seventh in the Big Ten in assists (3.9) and ninth in steals (1.3)... credited with five assists or more 13 times, including dishing out 46 combined dimes the last 10 contests (4.6 avg.)... drained 2+ triples in seven games; made at least one in nine of the last 12 games... registered a season-high 16 points to go along with three assists in home game vs. #25 Ohio State... had eight assists -- committing only one turnover -- while also registering 10 points and a season-high three steals in home win over #10 Michigan... letterwinner.

## CAREER STATISTICS

YEAR	G/GS	FG-A	PCT	3-PT	PCT	FT-A	PCT	O-D=RB	AVG	PF-DI	AS	TO	BK	ST	PTS	AVG
Fresh.	34/30	106-263	.403	33-104	.317	50-63	.794	14-74=88	2.6	63-0	89	59	10	40	295	8.7
Soph.	33/33	90-240	.375	29-92	.315	49-73	.671	9-58=67	2.0	64-1	128	42	4	43	258	7.8
Junior	34/34	97-238	.408	16-60	.267	42-61	.689	12-54=66	1.9	58-0	135	61	5	33	252	7.4
<b>TOTALS</b>	<b>101/97</b>	<b>293-741</b>	<b>.395</b>	<b>78-256</b>	<b>.305</b>	<b>141-197</b>	<b>.716</b>	<b>35-186=221</b>	<b>2.2</b>	<b>185-2</b>	<b>352</b>	<b>162</b>	<b>19</b>	<b>116</b>	<b>805</b>	<b>8.0</b>

**2012-13 Honors** -- Earned the team's Academic Award and shared Freshman of the Year accolades. **2012-13** -- Played in 34 games, starting 30... suffered an injured right foot; missed team's last four regular season games (Purdue, Indiana, Illinois, Nebraska) before returning for B1G tourney... scored in double figures 14 times... made all 12 free throw attempts in seven postseason games... named Big Ten Freshman of the Week and ESPN Freshman of the Weekend (Dec. 17)... third leading scorer, averaging 8.7 points per contest... led the team in assists and steals eight times... ranked third on the team in assists (89) and 3-pointers made (33)... tallied 15 points and dished a game-high five assists in win over Central Michigan... netted 19 points, bolstered by 7-10 shooting from the field, to go along with four rebounds, two assists and two steals in win over Western Kentucky... tallied 11 points, grabbed five rebounds and collected three steals in win over Iowa State... posted a season-high 23 points in win over UNI... registered personal bests in rebounds (6) and assists (8) in victory over South Carolina State... netted 13 points in home game against #5 Indiana... scored a personal Big Ten-best 18 points at Purdue... credited with four steals in home win over Minnesota... letterwinner.

**High School** -- Gatorade Nebraska Player of the Year his junior and senior seasons for South Sioux City High School... four-time first team all-State, all-Conference and all-Metro honoree... named to the Parade Magazine 2012 All-America High School Boys Basketball team... selected to play in the All-American Championship at the Final Four in New Orleans, dishing out a game-high five assists... No. 75 ranked player in the Class of 2012 by ESPN.com, No. 89 by Scout.com and No. 100 by Rivals.com... averaged 25.1 points, 7.4 assists, six rebounds and 2.9 steals his senior year... led his team to a Class B state runner-up finish his senior season after winning the title in 2010 and 2011... his senior year and became the all-time leading scorer in metro Sioux City history with 2,112, points... finished his career ranked third all-time leading scorer in Nebraska class B history and 15th overall... averaged 25.2 points, 8.2 assists, 5.5 rebounds and 2.9 steals his junior campaign... averaged 19.9 points, 6.4 assists, 7.7 rebounds and 3.3 steals as a sophomore... made 82 percent (158-193) of his free throw attempts as a junior and 79 percent (125-158) as a sophomore... Basketball Super State and All-State Class B Team Captain recipient his sophomore and Super State team captain his junior and senior seasons... holds single season school records for scoring (655), assists (212) and steals (79), career scoring (2,112) and single-game steals (8) and assists (13)... nominated to the McDonald's All American High School basketball team, Wendy's High School Heisman state finalist, 2012 McClintock Siouxland Player of the Year, and was the team captain of his high school team 2010-2012... also excelled in the classroom, ranking first in his class with a 4.0 GPA while earning Gold Honor Roll distinction all four years... four-time Academic All-Conference and NSAA Academic All-State honoree... fellow recruit Adam Woodbury was a teammate of Gesell on Martin Brothers and the All-Iowa Attack AAU squads.

**Personal** -- Born 11/9/93... graduated in three years with a degree in finance... parents are Tom and Vicki Gesell... siblings Tim Gesell and Nicole Wojtalewicz... high school coach was Terry Comstock... AAU coach was Hank Huddleson.

## GESELL'S FAVORITES

**Movie:** *He Got Game***TV Show:** *How I Met Your Mother***College Basketball Broadcaster/Analyst:** Jay Bilas**Pro Team:** San Antonio Spurs**Snack:** Cookies**Restaurant:** Outback**Website:** Instagram**Band/Musician:** Lecrae and Andy Mineo**Technological Device:** iPhone**Celebrity:** Tony Parker

## CAREER BESTS

<b>Points:</b>	23 vs. UNI, 12/15/12
<b>Rebounds:</b>	6, 2x, last at Minnesota, 2/3/13
<b>FGM:</b>	7, 2x, last vs. Ohio State, 2/4/14
<b>FGA:</b>	15, 3x, last at Michigan, 2/15/15
<b>3-pt FG:</b>	4, 2x, last at Penn State, 2/15/14
<b>3-pt FGA:</b>	6, 3x, last vs. Penn, 11/22/13
<b>FTM:</b>	8 vs. Purdue, 3/2/14
<b>FTA:</b>	11 vs. Purdue, 3/2/14
<b>Assists:</b>	9, 2x, last vs. Northwestern, 3/7/15
<b>Steals:</b>	5 at Penn State, 2/28/15
<b>Blocks:</b>	1, 19x, at Northwestern, 2/15/15
<b>Minutes:</b>	42 at Wisconsin, 2/6/13



**\*\*23 - - Okey Ukah**

**Forward**  
**6-7, 216, Senior**  
**Iowa City, Iowa**  
**West HS**  
**Kirkwood CC**



**Hawk Item** -- Non-scholarship athlete.

**2014-15** -- Played in 10 games... grabbed one rebound in four minutes of action in opening win over Hampton... controlled one rebound in two minutes of action against Longwood... registered three rebounds, one assist and a steal in win over Rutgers... tallied two points and grabbed a rebound in win at Nebraska... collected a rebound in NCAA Tournament win over Davidson... letterwinner.

**2013-14** -- Played in nine games... scored one point and grabbed two rebounds in five minutes of action against Maryland Eastern Shore... scored two points in win over UTEP... equaled a career high with two rebounds in win over FDU... controlled an offensive rebound in road win at North-western... letterwinner.

**High school** -- Team captain and earned second team all-state at Iowa City West HS his senior season... averaged 10 points and six rebounds per game... helped lead his team to a fourth-place finish at the 2011 state tournament... member of his high school's choir and Successful Students Inspired Through Knowledge and Education... competed at the 2011 IBCA and Eastern Iowa All-Star games... played AAU basketball with Bound 4 Glory (2010-11).

**Personal** -- Born 11/24/92 in Pittsburgh... graduated in May with a degree in political science... parents are Ferdinand and Cynthia Ukah... has three siblings, Adanna, Nneka and Chike... high school coach was Steve Bergman... AAU coach was Jason Price.

**UKAH'S FAVORITES**


**Movie:** *Do the Right Thing*  
**TV Show:** *Lucas Bros. Moving Co*  
**College Basketball Broadcaster/Analyst:** Shaq  
**Pro Team:** Brose Baskets Bamberg  
**Snack:** Fruit  
**Restaurant:** Monica's  
**Website:** OkayPlayer.com  
**Band/Musician:** Michael Jackson  
**Hobbies:** Record collecting  
**Technological Device:** MPC-1000  
**Celebrity:** Yasiin Bey

**CAREER BESTS**

**Points:** 2 at Nebraska, 2/22/15  
**Rebounds:** 3 vs. Rutgers, 2/19/15  
**FGM:** 1, 2x, last at Nebraska, 2/22/15  
**FGA:** 2 at Nebraska, 2/22/15  
**3-pt FG:** - - -  
**3-pt FGA:** - - -  
**FTM:** 1 vs. Md. Eastern Shore, 11/14/13  
**FTA:** 2 vs. Md. Eastern Shore, 11/14/13  
**Assists:** 1 vs. Rutgers, 2/19/15  
**Steals:** 1, 2x, last vs. Rutgers, 2/19/15  
**Blocks:** 1 vs. Md. Eastern Shore, 11/14/13  
**Minutes:** 5, 3x, last vs. Rutgers, 2/19/15

**CAREER STATISTICS**

YEAR	G/GS	FG-A	PCT	3-PT	PCT	FT-A	PCT	O-D=RB	AVG	PF-DI	AS	TO	BK	ST	PTS	AVG
Soph.	9/0	1-4	.250	0-0	.000	1-2	.500	2-4=6	0.7	0-0	0	1	1	0	3	0.3
Junior	10/0	1-2	.500	0-0	.000	0-0	.000	2-5=7	0.7	3-0	1	2	0	2	2	0.2
<b>TOTALS</b>	<b>19/0</b>	<b>2-6</b>	<b>.333</b>	<b>0-0</b>	<b>.000</b>	<b>1-2</b>	<b>.500</b>	<b>4-9=13</b>	<b>0.7</b>	<b>3-0</b>	<b>1</b>	<b>3</b>	<b>1</b>	<b>2</b>	<b>5</b>	<b>0.3</b>

**\*\*20 - - Jarrod Uthoff****Forward****6-9, 220, Senior****Cedar Rapids, Iowa****Jefferson HS****University of Wisconsin**

**Hawk Items** -- Posted four career double-doubles, two his sophomore and two as a junior... one of the top-20 collegiate players invited to participate in the 2015 Nike Basketball Academy in Santa Monica, California... two-time NABC Academic Honors Court honoree... enters his senior season scoring in double figures 34 career times... his 56 blocked shots rank ninth best in school single-season history... his 56 blocks and 54 3-pointers rank fourth and fifth, respectively, by an Iowa junior in program history... competed on the East Coast All-Stars the summer of 2013... transferred to the University of Iowa from the University of Wisconsin... two-time Academic All-Big Ten honoree.

**2014-15 Honors** -- Third team All-Big Ten selection... Academic All-Big Ten honoree... Capital One Academic All-District First Team honoree... NABC Academic Honors Court honoree... shared the team's Defensive Player of the Year award with Gabriel Olaseni... Big Ten Player of the Week (Jan. 6) after helping Iowa to wins over #18 Ohio State and Nebraska. **2014-15** -- Started all 34 games, ranking second in team scoring (12.4), rebounding (6.4), steals (1.1) and blocks (1.6), and first in 3-pointers (5.4) ... one of only two Big Ten players to average 12+ points, 6+ rebounds, and 1.5 blocks (Frank Kaminsky)... two double-doubles (North Florida and Michigan State)... only Division I player with 50+ 3-pointers, 55+ blocks, and 35+ steals... made 38 of his team-best 54 triples in Iowa's 22 wins... reached double figures 23 times... averaged 14 points, six rebounds, and three steals in Iowa's two 2K Classic games in New York... scored 20 points to go along with six rebounds, two blocks and a game-high three steals vs. #23 Syracuse... denied a career-high five shots and also had four assists and six rebounds in win over Northern Illinois... equaled a career high in blocked shots (5), while also scoring eight points and controlling 11 rebounds in victory at #12 North Carolina... pulled down a game-high nine rebounds vs. UNL... netted 10 points & registered career bests in rebounding (12) and assists (5), posting his third career double-double in Iowa's win over North Florida... tallied 18 points, grabbed seven boards and equaled a personal best with five assists at #18 Ohio State... posted second double-double of the year, scoring 12 points & grabbing a team-high 10 boards vs. MSU... led Iowa in scoring (16) and rebounding (9) in victory at Michigan... scored a team-best 17 points and had seven rebounds in home game vs. Minnesota... poured in a game high 22 points, including making the game-winning shot with 3.5 seconds left, while also collecting five rebounds, four assists and a game-high four blocks, at Minnesota... posted career highs in scoring (25) and 3-pointers (5) at Northwestern... led all scorers with 14 points in win over Rutgers... posted game highs in rebounding (10) and blocks (4), while also scoring six points in win over Illinois... tallied 11 points, eight rebounds, and three assists in overtime win at Penn State... recorded 16 points, eight rebounds, two blocks, and a game-high three steals in home win over Northwestern... had 17 points, seven rebounds, and blocked three shots vs. Penn State at Big Ten Tournament... poured in a team-high 20 points on 10-of-19 shooting from the field, while also grabbing a team-high eight rebounds in NCAA Tournament Third Round game against #7 Gonzaga... letterwinner.

**2013-14 Honors** -- Academic All-Big Ten... NABC Academic Honors Court honoree... awarded the team's Newcomer Award. **2013-14** -- Played in all 33 games... ranked second on the team in blocked shots (35), and fourth in scoring (7.6) and rebounding (4.6)... netted double figures 11 times... two double-doubles... pulled down double-digit rebounds three times... shot 70 percent from the field (7-of-10), including 80 percent (4-of-5) from the 3-point range, and 100 percent (6-of-6) from the foul line in two postseason games (Northwestern and Tennessee)... accurate shooter, making 50 percent (84-of-168) from the field and 82 percent

(67-of-82) from the free throw line... made at least one field goal in all but four games... scored 14 points, blocked four shots and grabbed seven rebounds in first career game in win over UNC Wilmington... tallied 19 points, missing only one shot (6-7 FG, 6-6 FT) in victory over Penn... grabbed 10 boards, scored eight points and went 2-2 from 3-point range in win over UTEP... netted eight of 17 points at the foul line in win over Notre Dame... scored 13 points and grabbed a game-high nine boards in win over Drake... tallied a team-high 16 points, bolstered by sinking three 3-pointers, in win over Arkansas-Pine Bluff... collected 11 points, all in the second half, and four rebounds in win over Nebraska... scored 10 points in road win at #3 Ohio State... posted seven points and seven rebounds in road win at Penn State... had eight points and four rebounds at Indiana... poured in 17 points on 5-of-6 shooting from the field, including a perfect 3-of-3 from 3-point range, and 4-of-4 from the foul line to go along with nine boards vs. Northwestern at Big Ten Tournament... letterwinner.

**2012-13** -- Redshirted.**2011-12** -- Redshirted.

**High school** -- Named 2011 Mr. Basketball and 2011 Gatorade Player of the Year in Iowa... 1,000-point scorer for his career ... named first team all-state and Mississippi Valley Conference Player of the Year after averaging 26.2 points, 11.2 rebounds and 3.2 blocks per game his senior campaign... team captain as a senior... as a junior, averaged 21 points and 10 rebounds per contest while guiding his team to its first Class 4A state tournament appearance since 1999... first team all-state and 2010 Mississippi Valley Conference Player of the Year... made 55 percent of field-goal attempts and 80 percent of free-throw attempts as a junior ... first team all-state pick by the Iowa Newspaper Association and a second team all-state pick by the *Des Moines Register*...averaged 15 points and 7.6 rebounds per game to earn honorable mention all-conference honors as a sophomore... Academic All-MVC his senior and junior seasons... member of National Honor Society and junior class president with a 4.0 grade-point-average... was a Read Along mentor for two years... Little J-Hawk Camp volunteer for three years... volunteer peer helper for basketball and bowling for Special Olympics.

**Personal** -- Born 5/19/93... graduated with a degree in economics in May, 2015... parents are Dale and Diane Uthoff... has an older brother, Dale, and three older sisters, Erika, Jenna and Valerie... high school coach was Stu Ordman.

**UTHOFF'S FAVORITES****Movie:** *Gladiator***TV Show:** *Game of Thrones***Basketball Broadcaster/Analyst:** Shaq**Snack:** Monkey Bread**Restaurant:** Monica's**Band/Musician(s):** 80's rock**Hobbies:** Hunting and fishing**Technological Gadget:** phone**Celebrity:** Denzel Washington**CAREER BESTS**

<b>Points:</b>	16 vs. Minnesota, 2/12/15
<b>Rebounds:</b>	9 vs. Purdue, 1/24/15
<b>FGM:</b>	6, 3x, last at Nebraska, 2/22/15
<b>FGA:</b>	13 vs. UNC Wilmington, 11/8/13
<b>3-pt FG:</b>	4 vs. UMBC, 12/6/14
<b>3-pt FGA:</b>	6, 2x, last vs. Davidson, 3/20/15
<b>FTM:</b>	8, Maryland Eastern Shore, 11/14/13
<b>FTA:</b>	8, Maryland Eastern Shore, 11/14/13
<b>Assists:</b>	4, 3x, last at Michigan, 2/5/15
<b>Steals:</b>	3, 2x, last vs. Ohio State, 1/17/15
<b>Blocks:</b>	1, 5x, last at Northwestern, 3/13/14
<b>Minutes:</b>	31 vs. Minnesota, 2/12/15

**CAREER STATISTICS**

YEAR	G/GS	FG-A	PCT	3-PT	PCT	FT-A	PCT	O-D=RB	AVG	PF-DI	AS	TO	BK	ST	PTS	AVG
Soph.	33/0	84-168	.500	17-40	.425	67-82	.817	40-112=152	4.6	38-0	26	31	35	11	252	7.6
Junior	34/34	156-363	.430	54-145	.372	56-76	.737	60-158=218	6.4	52-0	59	35	56	38	422	12.4
<b>TOTALS</b>	<b>67/34</b>	<b>240-531</b>	<b>.452</b>	<b>71-185</b>	<b>.384</b>	<b>123-158</b>	<b>.778</b>	<b>100-270=370</b>	<b>5.5</b>	<b>90-0</b>	<b>85</b>	<b>66</b>	<b>91</b>	<b>49</b>	<b>674</b>	<b>10.1</b>



# \*\*\*34 - - Adam Woodbury

Center

7-1, 249, Senior

Sioux City, Iowa

Sioux City East HS



**Hawk Item** -- Started 104-of-105 career games... netted double figures 19 career times... two career double-doubles, both posted in 2014-15... joined Kevin Boyle as the only Hawkeye with 16+ points, 8+ rebounds and 1+ assist in their first career NCAA Tournament game... started 38 games as a freshman, sharing the school record with teammate Aaron White for the most starts in a single-season... averaged 6.3 points in Iowa's six-game 2013 European summer tour... his 181 rebounds tie the sixth-most ever for a Hawkeye rookie, while his 29 blocks are the seventh-most for a Hawkeye freshman... two-time Academic All-Big Ten.

**2014-15 Honors** -- Academic All-Big Ten... College Sports Madness' Big Ten Player of the Week on Feb. 9 after leading Iowa to wins over Michigan and #16 Maryland. **2014-15** -- Played in all 34 games, starting 33... ranked third in team rebounding (5.2) and sixth in scoring (6.6)... posted single-season bests in scoring, rebounding, steals, and assists... multiple assist games 10 times... tallied double figures in scoring in victories over Michigan and #16 Maryland, including matching a career high with 16 points in win over the Terrapins... registered two double-doubles (North Dakota State and Ohio State)... reached double figures nine times... averaged 11 points and 6.5 rebounds in Iowa's two games at the 2K Classic in New York... posted first career double-double in win over North Dakota State (10 points, 11 rebounds); the 11 rebounds equaled a career high... tallied 10 points and grabbed a game-high eight rebounds vs. #10 Texas at Madison Square Garden... netted 12 points vs. #23 Syracuse at Madison Square Garden... scored 12 points and snagged a team-high six rebounds in win over Northwestern Illinois... registered 11 points and snagged seven boards in victory at #12 North Carolina... grabbed eight rebounds in win over North Florida... on his 21st birthday, tallied nine points and grabbed a game-high eight rebounds in win at Minnesota... posted his second double-double in home win over #25 Ohio State -- scoring 13 points and grabbing a team-best 10 rebounds... dished out a career-high six assists to led the team, while also scoring 11 points and grabbing seven rebounds, in road win at Michigan... one of only three Big Ten 7-footers to amass 10+ points and 6+ assists in a game since 1996-97... equaled a career high with 16 points (6-7 FG, 4-4 FT), to go along with five rebounds and two assists in win over #16 Maryland... totaled seven points on 3-of-4 shooting from the field in win over Rutgers... tallied 13 points and grabbed five rebounds in home win over Northwestern... had eight points and eight rebounds in NCAA Tournament win over Davidson... letterwinner.

**2013-14 Honors** -- Academic All-Big Ten... awarded the team's Defensive Player Award. **2013-14** -- Started all 33 games... established career bests in nearly every statistical category his sophomore season... reached double figures four times... improved his free throw percentage by 20 percent his sophomore season compared to his freshman campaign... scored a career-high 16 points on 8-of-11 (.727) shooting from the field and grabbed eight rebounds in NCAA Tournament game vs. Tennessee... netted seven points (3-3 FG, 1-1 FT) against Villanova... scored eight points and snagged three rebounds in win over FDU... snagged a career-high 11 rebounds and collected two steals at #16 Iowa State... netted 10 points and grabbed three rebounds in home win over Northwestern... scored eight points (3-of-3 FG, 2-of-2 FT) and snagged four rebounds at #21 Michigan... collected six rebounds and six points in road win at Northwestern... tallied seven of his nine points at the foul line, attempting a personal-best 12 free throws, vs. #6 Michigan State... equaled a career high by sinking seven free throws, while also grabbing four boards, in road win at Penn State... snagged five rebounds at Indiana... collected a career-high three steals to go along with three rebounds and four points at #22 Michigan State... tallied a season-high 11 points (5-7 FG, 1-2 FT) in home game vs. Illinois... letterwinner.

**2012-13 Honors** -- Shared the team's Defensive Player and Freshman of the Year awards. **2012-13** -- Started all 38 games at center as a freshman... ranked third on team in rebounding (4.8) and third in blocks (29)... averaged five points and five rebounds in five NIT games... led team in blocks 10 times and rebounding six times... scored in double figures five times... grabbed seven or more boards eight times... blocked three shots to go along with 10 points in opening win vs. UTPA ... recorded 12 points and eight rebounds against Gardner-Webb... tallied team-high three blocks to go along with seven points against Virginia Tech... scored 13 points and went 5-of-6 from the field against A&M-CC... had 10 points and six rebounds in win over South Dakota... had nine points and five boards in win over Iowa State... led the team with seven boards at #2 Michigan... cleared a game-high nine rebounds in win at Northwestern... scored a season high in Big Ten play with 12 points in home victory over Nebraska... registered 10 points and eight rebounds in NIT win at Virginia, finishing 5-of-7 from the field... netted nine points, three rebounds and two blocks in NIT Semifinals win over Maryland, playing a season-high 29 minutes... letterwinner.

**High School** -- Selected to play in the 2012 All-American Championship at the Final Four in New Orleans, posting a double-double with 11 points and 11 rebounds... three-time first team All-State, All-Missouri River Conference, All-Northwest Iowa and All-City honoree... named the Most Valuable Player at the 2011 NBA Players Association Top 100 Camp... ranked No. 39 ranked player in the Class of 2012 by ESPN.com, No. 50 by Rivals.com and No. 47 by Scout.com... captain of the 2012 *Sioux City Journal's* All-Northwest Iowa boys basketball team... *Des Moines Register* first team All-State honoree in 2012... named to the 2012 Class 4A All-Tournament team, averaging 15 points and 11 boards for the state runners-up... became only the 21st Iowa high school player to surpass 1,000 career rebounds finishing his prep career with 1,009 rebounds, which is a school record... led Iowa Class 4A rebounders his last three years (2010-12)... averaged 17 points and 11.6 rebounds per game as a senior and finished as Sioux City East's all-time leading scorer and Sioux City's second all-time leading scorer totaling 1,354 points... led the Black Raiders to three straight conference championships and four consecutive state tournament appearances... averaged a double-double (18.5 points and 12 rebounds) his junior campaign... averaged 17.4 points and grabbed a school single-season record 315 rebounds (12.1 avg.) his sophomore year... played AAU for Martin Brothers and All-Iowa Attack from seventh through 11th grade... classmate Mike Gesell was an AAU teammate of Woodbury.

**Personal** -- Born 1/13/94... sport studies major... parents are Lance and Brenda Woodbury... brother is Aaron... high school coach was Ras Vanderloo... AAU coach was Hank Huddleson... Iowa's first seven-footer since Seth Gorney (2005-08) and is the tallest Hawkeye since Antonio Ramos (1999), who stood 7-foot-2.

## WOODBURY'S FAVORITES

**Movie:** *Coach Carter*

**TV Show:** *SportsCenter*

**Basketball Broadcaster/Analyst:** Charles Barkley

**Pro Team:** Los Angeles Lakers

**Snack:** Fruit snacks

**Restaurant:** Buffalo Wild Wings

**Hobbies:** Hanging out with friends

**Technological Device:** Phone


**Celebrity:** Shaq

## CAREER BESTS

<b>Points:</b>	16, 2x, last vs. Maryland, 2/8/15
<b>Rebounds:</b>	11, 2x, last vs. NDSU, 11/17/14
<b>FGM:</b>	8 vs. Tennessee, 3/19/14
<b>FGA:</b>	11 vs. Tennessee, 3/19/14
<b>FTM:</b>	7, 2x, last at Penn State, 2/15/14
<b>FTA:</b>	12 vs. Michigan State, 1/28/14
<b>Assists:</b>	6 at Michigan, 2/5/15
<b>Steals:</b>	3, 2x, last at Nebraska, 2/23/15
<b>Blocks:</b>	3, 3x, last vs. Penn State, 1/31/13
<b>Minutes:</b>	30 vs. Tennessee, 3/19/14

## CAREER STATISTICS

YEAR	G/GS	FG-A	PCT	3-PT	PCT	FT-A	PCT	O-D=RB	AVG	PF-DI	AS	TO	BK	ST	PTS	AVG
Fresh.	38/38	81-166	.488	0-0	.000	26-51	.510	67-114=81	4.8	96-1	22	48	29	16	188	4.9
Soph.	33/33	70-136	.515	0-0	.000	49-69	.710	57-73=130	3.9	84-2	27	34	19	18	189	5.7
Junior	34/33	87-178	.489	0-0	.000	49-85	.576	68-108=176	5.2	92-3	30	47	13	19	223	6.6
<b>TOTALS</b>	<b>105/104</b>	<b>238-480</b>	<b>.496</b>	<b>0-0</b>	<b>.000</b>	<b>124-205</b>	<b>.605</b>	<b>192-295=487</b>	<b>4.6</b>	<b>272-6</b>	<b>79</b>	<b>129</b>	<b>61</b>	<b>53</b>	<b>600</b>	<b>5.7</b>

**\*\*14 - - Peter Jok****Guard****6-6, 199, Junior****West Des Moines, Iowa****Valley HS**

**Hawk Item** -- Averaged 13.3 points in Iowa's six-game 2013 European summer tour, which was the second-best scoring average on the team... his 36 3-pointers made in 2015 are sixth best by a Hawkeye sophomore.

**2014-15** -- Played in all 34 games, starting 21 while averaging seven points per game... shot at a 90 percent clip from the free throw line (37-of-41) and 42 percent from 3-point distance (13-of-31) during the month of February... reached doubles figures in scoring 11 times, including 12 against Davidson in the NCAA Tournament... made multiple 3-pointers in seven of the last 13 games... posted single-season bests in steals (19), assists (44), field goals (83) and 3-pointers (36)... scored 11 points, grabbed a team and career-high eight rebounds and blocked a shot in opening win over Hampton... scored 15 points, posting career highs in 3-pointers made (4) and attempted (6) and steals (3), in win over UMBC... scored 14 points and collected six rebounds and three assists vs. #13 Iowa State... tallied 12 points in his first career start on Dec. 22 against North Florida... netted eight points and collected a game-high two steals vs. Michigan State... contributed 13 points, bolstered by 3-of-5 shooting from 3-point range, in win at Minnesota... equaled a career high with three steals to go along with seven points in home win over #25 Ohio State... grabbed a career-high nine rebounds to go along with three assists and six points in road game at Purdue... posted 10 points and matched a career high with four assists win at Michigan... tallied 15 points on 6-of-8 shooting from the field and 3-of-4 from 3-point range, in win over #16 Maryland... scored a career-high 16 points and had four rebounds in home game vs. Minnesota... registered 11 points on 4-of-9 shooting from the field, including 3-of-5 from 3-point range, in win over Rutgers... netted 14 points on 6-of-12 shooting from the field in win at Nebraska... posted eight points and seven rebounds in win at Indiana... tallied 12 points and grabbed five rebounds in NCAA Tournament win over Davidson... letterwinner.

**2013-14** -- Played in 26 games... ranked sixth on the team in 3-pointers made (16)... his 34.8 3-point percentage (16-of-46) ranks eighth best by an Iowa freshman... scored in double figures seven times... made at least one triple in three of the last four games... missed only seven free throws (27-of-34, .794)... joins Kenyon Murray as the only Iowa freshman to score 10+ points and shoot 80+% in an NCAA Tournament game when he tallied 10 points on 4-of-5 shooting from the field, including 2-of-3 from 3-point range vs. Tennessee in the first round... scored 11 points and snagged five rebounds in win over UNC Wilmington... scored eight of 10 points from the free throw line (8-of-8) in win over Maryland Eastern Shore... netted a personal-best 15 points, bolstered by 3-5 shooting from 3-point range, in win over Abilene Christian... scored 14 points, shooting 2-of-4 from 3-point range in win over UTEP... tallied 14 points and grabbed seven rebounds in

win over Drake... dished out a personal-best four assists to go along with 11 points in win over FDU... equaled a personal best with four assists in win over Arkansas-Pine Bluff... scored six points and equaled a personal best with two steals at #22 Michigan State... posted three points and two assists in home game vs. Illinois... blocked third shot of the season against Northwestern at Big Ten Tournament... letterwinner.

**High School** -- 2013 Parade All-American... first team all-state performer leading Iowa Class 4A in scoring average (23.6) as a senior, making 42 percent of his shots from 3-point range and 92.6 percent (126-of-136) at the free throw line ... earned second team all-conference honors as a junior after averaging 10.2 points, hitting 86 percent of his free throws, grabbed 4.3 rebounds and made 37 percent of his 3-point attempts.. as a sophomore at Roosevelt, he averaged 18.5 points and seven rebounds and was a second team all-state and first team all-conference honoree... one of 30 high school freshmen invited to the Nike Top 100 Camp in St. Louis in 2010, and participated in the 2012 NBA Players Association Top 100 Camp... competed on the AAU basketball All-Iowa Attack team.

**Personal** -- Born on March 30, 1994 in the Sudan... sport and recreation management major... son of Amelia Ring and the late Dut Jok... Mike Nixon is his guardian... counts the late Manute Bol and current Chicago Bull Luol Deng among his relatives... older brother is a senior on the basketball team at Penn... played first two years as a prep at Roosevelt HS before playing his final two seasons at Valley... high school coach at Valley was former Hawkeye point guard, and all-time assists leader, Jeff Horner... suffered a torn patella tendon in left knee as a freshman.

**JOK'S FAVORITES****Movie:** *He Got Game***TV Show:** *Real Husbands of Hollywood***Snack:** Skittles**Website:** Worldstar.com**Restaurant:** Monica's**Band/Musician(s):** All R&B, Hip Hop and Reggae**Pro Team:** Los Angeles Clippers**Technological Gadget:** iPhone**Celebrity:** Kevin Hart**CAREER BESTS**

<b>Points:</b>	16 vs. Minnesota, 2/12/15
<b>Rebounds:</b>	9 vs. Purdue, 1/24/15
<b>FGM:</b>	6, 3x, last at Nebraska, 2/22/15
<b>FGA:</b>	13 vs. UNC Wilmington, 11/8/13
<b>3-pt FG:</b>	4 vs. UMBC, 12/6/14
<b>3-pt FGA:</b>	6, 2x, last vs. Davidson, 3/20/15
<b>FTM:</b>	8, Maryland Eastern Shore, 11/14/13
<b>FTA:</b>	8, Maryland Eastern Shore, 11/14/13
<b>Assists:</b>	4, 3x, last at Michigan, 2/5/15
<b>Steals:</b>	3, 2x, last vs. Ohio State, 1/17/15
<b>Blocks:</b>	1, 5x, last at Northwestern, 3/13/14
<b>Minutes:</b>	31 vs. Minnesota, 2/12/15

**CAREER STATISTICS**

YEAR	G/GS	FG-A	PCT	3-PT	PCT	FT-A	PCT	O-D=RB	AVG	PF-DI	AS	TO	BK	ST	PTS	AVG
Fresh.	27/0	38-95	.400	16-46	.348	27-34	.794	5-20=25	0.9	18-0	19	13	3	9	119	4.4
Soph.	34/21	83-232	.358	36-105	.343	37-41	.902	25-63=88	2.6	63-1	44	43	4	19	239	7.0
<b>TOTALS</b>	<b>61/21</b>	<b>121-327</b>	<b>.370</b>	<b>52-151</b>	<b>.344</b>	<b>64-75</b>	<b>.853</b>	<b>30-83=113</b>	<b>1.9</b>	<b>81-1</b>	<b>63</b>	<b>56</b>	<b>7</b>	<b>28</b>	<b>358</b>	<b>5.9</b>



**1 - - Dale Jones**

**Forward**

**6-7, 217, Junior**

**Waterloo, Iowa**

**Waterloo West**

**Tyler JC (TX)**



**Junior College (2012-15)** -- Averaged 9.2 points and 6.1 rebounds his freshman campaign in 2013 before being sidelined with an injury in 2014... as a sophomore team captain in 2015, averaged 16.9 points, while shooting 45 percent (99-of-218) from 3-point range and 84 percent from the foul line (99-of-118), and 8.3 rebounds on a team that won the Region XIV championship and advanced to the second round of the NJCAA Men's Basketball Championship... an NJCAA honorable mention All-American, and earned first-team all-region and all-regional tournament accolades in 2015.

**High School (2008-12)** -- Second-team and third-team all-state honoree by the Iowa Newspaper Association and Des Moines Register, respectively, while also earning all-conference laurels as a senior at Waterloo West High School in 2012.

**Personal** -- Born 12/13/93... interdepartmental studies major... parents are Dale and LaShaun Jones... three siblings, brother DaShawn Richardson, and sisters Aviance and Adausia... High School coach was Justin Little.

---

**JONES' FAVORITES**

**Movie(s):** *Step Brothers* and *Bad Boys II*

**TV Show(s):** *Martin* and *Wayans Bros*

**Pro Team(s):** Dallas Mavericks and OKC Thunder

**Snack:** Cookies

**Restaurant:** Golden Corral

**Website(s):** YouTube.com and ESPN.com

**Hobbies:** Watching movies and listening to music

**Celebrity:** Kevin Hart and Jim Carrey

**Class Subject:** Math

### 3 - - Michael Soukup

**Guard**

**6-4, 164, Junior**

**Danville, Iowa**

**Danville**

**Southeastern CC**



**Hawk Item** -- Non-scholarship athlete.

**Junior College (2013-15)** -- Started all 31 games as a sophomore at Southeastern Community College his sophomore year... also excelled in the classroom earning Academic All-American laurels, and members of the All Iowa Academic Team and Phi Theta Kappa honor society.

**High school** -- Helped Danville High School post a 103-5 record during his four-year career (2009-13), including 27-1 records his sophomore, junior and senior seasons, four conference titles and two state runner-up finishes... one of four players in Iowa history to amass over 1,500 points (1,684) and 500 assists (580) as a prep athlete... school record holder in career assists (580) and steals (307), single-season assists (207), single-game free throws (17-of-17), and consecutive free throws made (37)... his 580 assists rank eighth in Iowa prep history... 2013 first-team all-state, all-conference, all Sub-State, All-Hawkeye Newspaper honoree as a senior averaging 20 points, seven rebounds, eight assists, and three steals leading his team to a conference title and third place finish at the Iowa 1A

state tournament... 2012 Class 1A Co-Player of the Year and All-Hawkeye Newspaper Co-Player of the Year, first-team all-state, all-conference, all Sub-State, and all-state tournament team honoree as a junior averaging 18 points, six rebounds, six assists, and three steals leading his team to a conference title and runner-up finish at the Iowa 1A state tournament... averaged 17.5 points, six rebounds, five assists, and three steals while earning second team all-state and first-team all-conference, all Sub-State, All-Hawkeye Newspaper, and all-state tournament team accolades on a team that won its conference title and was runner-up at the 2011 Iowa 1A state tournament... averaged eight points, four rebounds, and four assists in leading team to a conference title as a freshman in 2010... never lost a home game during his high school career... four-time team captain... co-salutatorian, academic all-state (2013), two-time academic all-conference (2012 and 2013), earned the Presidential Award for Excellence in 2013 and was a member of the National Honor Society (2011-13).

**Personal** -- Born 12/27/94 in Iowa City... accounting major... parents are Kirk and Karen Soukup... identical twin brother, Steven, also plays on the Iowa basketball team... father played football at Iowa Wesleyan University... high school coach was Ken Laffoon... AAU coaches were former Hawkeyes Duez Henderson and Jason Price.

---

#### MICHAEL SOUKUP'S FAVORITES

**Movie:** *1000 to 1*

**TV Show:** *Big Bang Theory*

**College Basketball Broadcaster/Analyst:** Seth Greenberg

**Pro Team:** Los Angeles Lakers

### 13 - - Steven Soukup

**Guard**

**6-4, 168, Junior**

**Danville, Iowa**

**Danville**

**Southeastern CC**



**Hawk Item** -- Non-scholarship athlete.

**Junior College (2013-15)** -- Started all 31 games, averaging 14 points and four rebounds, as a sophomore at Southeastern Community College his sophomore year... honorable mention all-region... member of Phi Theta Kappa honor society.

**High School** -- Helped Danville High School post a 103-5 record during his four-year career (2009-13), including 27-1 records his sophomore, junior and senior seasons, four conference titles and two state runner-up finishes... finished his high school with 2,018 career points... school record holder in points per game (27.5), points in a half (34), single-season scoring (771) offensive rebounds (96), total rebounds (283), and field goals made (278)... posted career highs in scoring (42 and 45) in back-to-back games... 2013 Class 1A Player of the Year, first-team all-state, all-conference, all Sub-State, All-Hawkeye Newspaper, and all-state tournament honoree as a senior averaging a state-best 27.5 points, 10.1 rebounds, four assists, and 3.4 steals leading his team to a conference title and third place finish at the Iowa state tournament... 2012 Class 1A Co-Player of the Year and All-Hawkeye Newspaper Co-Player of the Year, first-team all-state, all-conference, all Sub-State, and all-state tournament team honoree as a junior averaging 18.5 points, seven rebounds, four assists, and

three steals leading his team to a conference title and runner-up finish at the Iowa 1A state tournament... averaged 20.2 points, seven rebounds, five assists, and two steals while earning first team all-state, all-conference, all Sub-State, All-Hawkeye Newspaper, and all-state tournament team accolades on a team that won its conference title and was runner-up at the 2011 Iowa 1A state tournament... averaged nine points, four rebounds, and 3.1 assists in leading team to a conference title as a freshman in 2010... never lost a home game during his high school career... four-time team captain... IBCA Senior All-Star Game MVP... co-salutatorian, academic all-state (2013), two-time academic all-conference (2012 and 2013), earned the Presidential Award for Excellence in 2013 and was a member of the National Honor Society (2011-13).

**Personal** -- Born 12/27/94 in Iowa City... accounting major... parents are Kirk and Karen Soukup... identical twin brother, Michael, also plays on the Iowa basketball team... father played football at Iowa Wesleyan University... high school coach was Ken Laffoon... AAU coaches were former Hawkeyes Duez Henderson and Jason Price.

---

#### STEVEN SOUKUP'S FAVORITES

**Movie:** *Remember the Titans*

**TV Show:** *King of Queens*

**College Basketball Broadcaster/Analyst:** Seth Greenberg

**Pro Team:** Los Angeles Lakers

**Snack:** Animal Crackers

**Restaurant:** Olive Garden

**Hobbies:** Video games and hanging out with family and friends

**Technological Device:** iPhone



**\*25 - - Dom Uhl**

**Forward**

**6-9, 216, Sophomore**

**Frankfurt, Germany**

**Point Pleasant Beach HS (NJ)**



**Hawk Item** -- Averaged 10 points and seven rebounds in four games on the USA East Coast All-Star squad that competed in France the summer of 2015.

**2014-15 Honors** -- Earned the team's Newcomer of the Year award. **2014-15** -- Played in 33 games averaging 2.1 points and 1.8 rebounds per contest... netted five points in each of Iowa's two victories at Minnesota and versus #25 Ohio State... scored eight points, six via the 3-point shot, in opening win over Hampton... blocked one shot in win over Northern Illinois... tallied four points, grabbed five rebounds and dished out two assists in a season-high 22 minutes played vs. Longwood... collected a season-high two steals in win over UMBC... posted personal bests in scoring (11) and rebounding (six) in win over Alcorn State... contributed five points, including sinking a 3-point basket during a crucial stretch in the second half, in victory at Minnesota... netted five points in the first half in home win over #25 Ohio State... had two points and three rebounds in home game vs. Minnesota... tallied nine points and equaled a personal best with six rebounds in win over Rutgers... contributed two points, one rebounds, one assist and one steal in home win over Northwestern... letterwinner.

**High School** -- First-team All-Group 1 and first-team All-Ocean by the Newark (N.J.) Star-Ledger... helped lead the school to 28 and 29 wins in consecutive seasons... averaged 10 points and 10 rebounds as a junior.

**Personal** -- Born 10/18/94 in Frankfurt, Germany... pre-business major... mother is Natascha Uhl... high school coach was Nick Catania... played on the Jersey Shore Warriors AAU team... AAU coach was Tony Sagond.

**UHL'S FAVORITES**

**Movie:** *Remember the Titans*

**Snack:** Fruit snacks

**Band/Musician(s):** Drake

**Technological Gadget:** iPhone

**Celebrity:** Drake

**CAREER BESTS**

**Points:** 11 vs. Alcorn State, 12/9/14  
**Rebounds:** 6, 2x, last vs. Rutgers, 2/19/15  
**FGM:** 5 vs. Alcorn State, 12/9/14  
**FGA:** 8 vs. Hampton, 11/14/14  
**3-pt FG:** 2 vs. Hampton, 11/14/14  
**3-pt FGA:** 5 vs. Hampton, 11/14/14  
**FTM:** 2, 2x, last at Michigan, 2/5/15  
**FTA:** 3 Alcorn State, 12/9/14  
**Assists:** 2 vs. Longwood, 11/29/14  
**Steals:** 2, 2x, last vs. Rutgers, 2/19/15  
**Blocks:** 1, 7x, last at Northwestern, 2/15/15  
**Minutes:** 22 vs. Longwood, 11/29/14

**CAREER STATISTICS**

YEAR	G/GS	FG-A	PCT	3-PT	PCT	FT-A	PCT	O-D=RB	AVG	PF-DI	AS	TO	BK	ST	PTS	AVG
Fresh.	33/0	26-72	.361	5-27	.185	11-21	.524	22-39=61	1.8	25-0	14	23	7	8	68	2.1

**51 - - Nicholas Baer****Forward****6-7, 198, Redshirt Freshman****Bettendorf, Iowa****Bettendorf HS****Hawk Item** -- Non-scholarship athlete.**2014-15** -- Redshirted.

**High School** -- Conference Player of the Year, team MVP, first team all-state and all-conference, and tabbed Quad City Metro co-Player of the Year as a senior basketball captain at Bettendorf High School... second team all-conference selection as a junior... helped lead his team to back-to-back conference championships, and second and third place finishes at state in 2013 and 2014, respectively... averaged 15.2 points, 9.1 rebounds, 2.2 blocks, 1.5 steals and 1.5 assists as a senior... averaged 8.8 points, 7.0 rebounds, 2.1 blocks, 1.5 assists and 1.3 steals... AP Scholar Award in 2014 and all-academic first team honoree in 2013-14... honor roll student... member of the National




Honor Society... student body president as a senior... competed for one year on the Quad-City Elite AAU squad.

**Personal** -- Born 3/26/96 in Iowa City... communication studies major... parents are John and Joy Baer... mother, Joy, is a University of Iowa graduate... has three sisters and a brother... cousin, Molly Kelly, is a freshman on the Iowa volleyball team... high school coach was Curtis Clark... AAU coach was Logan Wynn.

**BAER'S FAVORITES****Movie:** *Good Will Hunting***TV Show:** *The Office***Snack:** Trail Mix**College Basketball Broadcaster/Analyst:** Bill Raftery**Website:** Google.com**Restaurant:** Hamburg Inn**Band/Musician(s):** Lady Antebellum, The Fray, Drake**Pro Team(s):** Golden State Warriors and Cleveland Browns**Technological Gadget:** iPhone**Celebrity:** Morgan Freeman**24 - - Brady Ellingson****Guard****6-4, 189, Redshirt Freshman****Sussex, Wisconsin****Hamilton HS**

**2014-15** -- Competed in seven nonconference games... missed a majority of the season due to a foot injury... made 4-of-6 from 3-point range (.667)... saw first game action, scoring one point and collecting a steal, in win over Northern Illinois... went 2-of-3 from 3-point territory, scoring six points and dishing out two assists in seven minutes of action in win over Longwood... made only 3-point attempt in win over UMBC... went 1-of-2 from 3-point territory against #13 Iowa State.

**High School** -- Finished his prep career as Hamilton High School's all-time leading scorer with 1,763 points... back-to-back Greater Metro Conference Player of the Year (2013 and 2014)... two-time all-state and three-time Greater Metro Conference first team honoree... two-time team MVP and three-time team captain... first team WBCA All-State, second team Associated Press All-State, and first team All-Waukesha County and first team All-Lake County honoree as a senior... selected to play in the 2014 WBCA All-Star Game... averaged 24.8 points per game, 4.3 rebounds and 2.65 assists his senior season... shot free throws at a 92 percent clip his season year... scored 39 points, including a buzzer-beating 3-pointer to upset second-seeded Kettle Moraine in the 2014 regional final... averaged 21.3 points per game and 3.5 rebounds en route to being named first team all-state, all-area, all-suburban, and team co-MVP as a junior... shot a school single-season record 48 percent (86-of-179) from 3-point territory while leading his team to a 21-3 record in 2013 and its first conference title since 1979... his 570 points as senior



rank first in school history, while his 511 points as a junior rank third... played AAU basketball for Ray Allen Select... four-time academic honor roll honoree.

**Personal** -- Born 3/6/96... communication studies major... parents are Brian and Connie Ellingson... has a younger brother named Tyler... high school coach was Andy Cerroni... AAU coach was Tom LaChance.

**ELLINGSON'S FAVORITES****Movie:** *Shooter***TV Show:** *The Office***Snack:** Cashews**College Basketball Broadcaster/Analyst:** Bill Raftery**Website:** YouTube.com**Restaurant:** Chipotle**Band/Musician(s):** Drake**Pro Team:** Green Bay Packers**Technological Gadget:** iPhone**Celebrity:** Drake**CAREER BESTS**

<b>Points:</b>	6 vs. Longwood, 11/29/14
<b>Rebounds:</b>	- - -
<b>FGM:</b>	2 vs. Longwood, 11/29/14
<b>FGA:</b>	3, 2x, last vs. Iowa State, 12/12/14
<b>3-pt FG:</b>	2 vs. Longwood, 11/29/14
<b>3-pt FGA:</b>	3 vs. Longwood, 11/29/14
<b>FTM:</b>	1 vs. Northern Illinois, 11/24/14
<b>FTA:</b>	2 vs. Northern Illinois, 11/24/14
<b>Assists:</b>	2 vs. Longwood, 11/29/14
<b>Steals:</b>	1 vs. Northern Illinois, 11/24/14
<b>Minutes:</b>	8 vs. UMBC, 12/6/14

**CAREER STATISTICS**

YEAR	G/GS	FG-A	PCT	3-PT	PCT	FT-A	PCT	O-D=RB	AVG	PF-DI	AS	TO	BK	ST	PTS	AVG
Fresh.	7/0	4-8	.500	4-6	.667	1-2	.500	1-1=2	0.2	1-0	4	1	0	1	13	1.9



## 2 - - Andrew Fleming

Guard

6-5, 198, Freshman

Nashville, Tennessee

Ensworth (TN) / Oak Hill Academy (VA)



**High School** -- Boasted a 47-1 team record and finished as national runners-up at Dick's Nationals in Madison Square Garden playing for Oak Hill Academy (Virginia) his senior season... ranks in the top 25 in 3-pointers made in a single-season at Oak Hill, draining 72 while shooting at a 38 percent clip from behind the 3-point arc... made most 3-pointers in a game (8) by any Oak Hill player in 2014-15... helped lead Ensworth High School in Nashville, Tennessee, to three-straight state titles, earning all-tournament laurels on each championship team... a two-time All-State honoree, earning first team recognition as a junior and third team distinction his sophomore campaign... as a junior, was named Tennessee's Division II-AA Mr. Basketball and was tabbed the state championship Most Valuable Player... led the Region in scoring his sophomore (20.5 ppg) and junior (19.3 ppg) seasons... scored 1,117 points in three seasons at Ensworth... holds the Ensworth record for points (49) and 3-pointers (9) in a single-game... played AAU basketball for M33M Let it Fly in 2013-14... McDonald's All-American nominee... made the All-Star Game festivities at the Pangos All-American Camp in 2014, which invites the top 100 preps in the country... invited to represent Latin America at the 2014 Adidas Nations Global Experience in Long Beach, California... was honored on MaxPreps Sophomore All-American Team and was invited to the Nike Elite 100 Camp... participated in USA Basketball's U16 Developmental National Team Mini Camp.

**Personal** -- Born 4/27/96 in Jacksonville, Florida... pre-business major... parents are Howard and Lilyan Fleming... two siblings, an older brother Sean and younger sister Jessica... Oak Hill Academy coach was Steve Smith... Ensworth High School coach was Ricky Bowers... AAU Coach was Ernie Kuiper... four year participant in Fellowship of Christian Athletes.

### FLEMING'S FAVORITES

**Movie:** *Step Brothers*

**TV Show:** *Entourage* and *Grey's Anatomy*

**College Basketball Broadcaster/Analyst:** Dick Vitale

**Pro Team(s):** Cleveland Cavaliers and Jacksonville Jaguars

**Snack:** Ice Cream

**Restaurant:** California Pizza Kitchen

**Website:** flightclub.com

**Band/Musician:** Drake, Sam Hunt, Keith Urban

**Hobbies:** Fishing

**Technological Device:** iWatch

**Celebrity:** Will Ferrell

**Class Subject:** English

## 30 - - Brandon Hutton

Forward

6-5, 212, Freshman

Chicago, Illinois

De La Salle



**High School** -- Second-team all-state honoree after averaging 15 points, eight rebounds, and four blocks his senior season... averaged 12 points, eight rebounds, four assists and two blocks while earning Chicago Catholic League All-Conference accolades as a junior... recognized on the 2014 Illinois Basketball Coaches Association third team all-state squad... a two-time team captain and three-year varsity player... 2015 McDonald's All-American nominee... also a leader off the court, being recognized on the honor roll and participating in a number of student groups... also competed on the Illinois Stars AAU squad.

**Personal** -- Born 4/19/97... open major... parents Ronnie Doss and Nina Hutton... has one sibling, sister Briana... high school coach was Tom White... AAU coach was Troy Johnson.

### HUTTON'S FAVORITES

**Movie:** *Nightmare on Elm Street*

**TV Show:** *Martin*

**Pro Team:** Chicago Bulls

**Snack:** Goldfish

**Restaurant:** Hamada of Japan

**Band/Musician:** Jay Z

**Hobbies:** Exercising

**Technological Device:** MacBook

**Celebrity:** LeBron James

**Class Subject:** Literature

## 4 - - Isaiah Moss

Guard

6-5, 196, Freshman

Chicago, Illinois

Simeon



**High School** -- Averaged 10 points, two rebounds, two assists and one steal his junior year at Simeon High School... averaged 16 points, six rebounds, three assists and two steals for the Mac Irvin Fire AAU team... was instrumental in leading Mac Irvin Fire to the 2014 Big Foot Classic championship in Las Vegas... also played for the Playground Elite AAU squad, averaging 17 points, six rebounds, three assists and three steals.

**Personal** -- Born 10/8/96... open major... parents are Mike and Angie Moss... has one brother and three sisters... high school coach was Rob Smith... AAU coach was Mike Irvin.

### MOSS' FAVORITES

**Movie:** *Boyz n the Hood*

**TV Show:** *Power*

**Pro Team:** Chicago Bulls

**Snack:** Fruit snacks

**Restaurant:** TGI Fridays

**Hobbies:** Being with my family

**Celebrity:** James Brown

**Class Subject:** Spanish

## 0 - - Ahmad Wagner

**Forward**  
**6-7, 222, Freshman**  
**Yellow Springs, Ohio**  
**Wayne HS**



**High School** -- Led Wayne High School to the Ohio Division I state championship as a senior... averaged 15 points and 11 rebounds while earning all-state, and first-team all-conference and all-division distinction as a senior... as a junior, averaged 15 points, 11 rebounds and four blocks, earning conference Player of the Year and honorable mention all-state laurels, as well as being recognized on the first team all-conference and all-division teams... named team's co-Most Valuable Player in 2014... four-time team captain... excelled in the classroom by maintaining a GPA above 3.5... also played on the All-Ohio Red AAU squad.. played overseas in Italy his sophomore year... also played wide receiver for one season as a senior, helping lead Wayne High School's football team to the state title game... earned first-team all-conference, all-state, and all-division accolades while hauling in 58 receptions for 1,028 yards and scoring 17 touchdowns as a receiver his senior season... ran anchor leg of 4x100 relay that placed fourth at the 2015 Ohio state track meet.

**Personal** -- Born 12/21/96... pre-business major... parents are Lee and Teresa Bondurant Wagner... three siblings, brothers AJ and Aamil, and sister Amani... High School coach was Travis Trice, father of former MSU basketball player Travis Trice (2011-14)... AAU coaches were Logan Brogden and Marcus Gill.

### WAGNER'S FAVORITES

**Movie:** *Coming to America*  
**TV Show:** *The Fresh Prince of Bel-Air*  
**Basketball Broadcaster/Analyst:** Shaq  
**Pro Team:** LA Lakers  
**Snack:** Candy  
**Restaurant:** Chipotle  
**Website:** YouTube.com  
**Band/Musician:** Drake  
**Technological Device:** iPhone  
**Celebrity:** Jennifer Lopez

## 11 - - Christian Williams

**Guard**  
**6-6, 188, Freshman**  
**Decatur, Illinois**  
**St. Teresa HS**



**High School** -- Prepped at St. Teresa High School in Illinois where he became the school's all-time leading scorer and ranks in the top-20 in scoring in Macon County with 1,587 points... a two-time all-state and three-time first-team all-league selection... posted 20 career double-doubles and helped the Bulldogs win 20 games all four years on varsity... tabbed first-team all-state by the Associated Press and Illinois Basketball Coaches Association (IBCA) after averaging 18.7 points, 8.6 rebounds, 3.3 steals, and three assists as a senior... recognized as the Macon County Player of the Year by the Herald & Review and WCIA, and was an all-conference honoree... helped lead St. Teresa (27-5) to an undefeated conference record and unprecedented success in postseason play... the Bulldogs captured regional, sectional, and super sectional championships, and finished runner-up at the state tournament... averaged 18.9 points, 8.4 rebounds, 3.4 assists, and 2.8 steals while earning all-state accolades by the Associated Press and IBCA as a junior... Williams and the Bulldogs captured their second straight conference championship, while posting a 25-4 overall record in 2014... netted a personal-best 41 points during his junior season against Monticello on Jan. 22, 2014... averaged 15.1 points, 3.9 rebounds, 1.7 assists, and 1.5 blocks on St. Teresa's 22-6 conference champion team in 2013... averaged 9.1 points and 5.5 rebounds his freshman season on a 20-9 squad... played in the Illinois-Missouri All-Star Classic and the IBCA All-Star Game... also competed for the Peoria Irish on the AAU circuit.

**Personal** -- Born 8/13/96... sports studies major... mother is Marla Williams... two siblings, Ciara Willies and Darius Warren High School coach was Tom Noonan... AAU Coach was Gavin Sullivan.

### WILLIAMS' FAVORITES

**TV Show:** *Pretty Little Liars*  
**Basketball Broadcaster/Analyst:** Stephen A. Smith  
**Pro Team(s):** OKC Thunder and LA Lakers  
**Hobbies:** Going to movies and hanging out  
**Technological Device:** iPhone  
**Celebrity:** Lauren London  
**Class Subject:** Math



**ANTHONY CLEMMONS**
**2012-13**

Opponent	Min.	FG-FGA	PCT	3-PT. FG	PCT	FT-FTA	PCT	REB	PF	A	TO	BLK	STL	PTS
UT-Pan American	14	2-5	.400	1-1	1.000	0-0	.000	4	0	2	2	0	0	5
Central Michigan	21	3-6	.500	2-4	.500	1-2	.500	2	0	2	2	0	0	9
Howard	17	0-3	.000	0-0	.000	0-0	.000	1	2	2	1	0	0	0
Gardner Webb	6	0-1	.000	0-1	.000	0-0	.000	0	0	0	1	0	0	0
vs. W. Kentucky	11	0-1	.000	0-0	.000	0-0	.000	1	2	2	0	0	1	0
vs. Wichita State	1	1-1	1.000	1-1	1.000	0-0	.000	2	1	1	0	0	0	0
at Virginia Tech	16	3-5	.600	1-3	.333	2-3	.667	0	5	2	1	0	1	9
A&M-CC *	21	0-1	.000	0-0	.000	1-4	.250	2	2	5	1	1	0	1
South Dakota *	21	2-5	.400	0-1	.000	0-0	.000	1	3	8	0	0	1	4
Iowa State *	29	5-8	.625	2-3	.667	2-3	.667	1	4	8	1	0	0	14
vs UNI *	11	0-0	.000	0-0	.000	0-0	.000	2	3	0	2	0	0	0
South Carolina State *	25	2-5	.400	0-0	.000	0-2	.000	3	1	6	2	0	0	4
Coppin State *	22	2-5	.400	0-1	.000	1-2	.500	3	1	9	4	0	3	5
Indiana *	24	2-6	.333	0-1	.000	2-2	1.000	3	3	6	4	0	2	6
at Michigan *	26	4-6	.667	2-3	.667	2-2	1.000	3	3	7	2	0	0	12
Michigan State *	22	1-9	.111	0-4	.000	2-4	.500	2	2	6	4	1	1	4
at Northwestern *	14	0-2	.000	0-0	.000	0-0	.000	0	2	3	2	0	3	0
Wisconsin *	29	3-8	.375	0-1	.000	4-4	1.000	3	1	3	1	1	0	10
at Ohio State *	22	3-9	.333	1-4	.250	2-2	1.000	4	3	3	2	0	0	9
at Purdue *	11	0-3	.000	0-2	.000	2-2	1.000	0	3	0	1	1	1	2
Penn State	14	1-1	1.000	1-1	1.000	5-6	.833	2	2	1	1	0	0	8
at Minnesota	21	1-5	.200	0-1	.000	2-2	1.000	2	2	5	0	0	1	4
at Wisconsin	18	1-4	.250	0-1	.000	0-0	.000	2	2	2	1	0	0	2
Northwestern	15	1-3	.333	0-1	.000	1-1	1.000	1	1	3	1	0	0	3
at Penn State	10	1-2	.500	1-2	.500	0-0	.000	2	1	2	3	0	1	3
Minnesota	9	0-2	.000	0-0	.000	0-0	.000	0	1	1	2	1	0	0
at Nebraska	10	1-4	.250	0-0	.000	1-1	1.000	1	2	0	1	0	0	3
Purdue	15	2-3	.667	0-0	.000	0-0	.000	0	1	1	2	1	2	4
at Indiana	19	0-5	.000	0-1	.000	0-0	.000	1	2	2	2	1	1	0
Illinois	15	2-5	.400	1-2	.500	0-0	.000	3	4	2	3	0	0	5
Nebraska	23	4-6	.667	1-1	1.000	2-2	1.000	0	1	1	0	0	0	11
vs. Northwestern	12	1-5	.200	0-1	.000	0-0	.000	2	1	1	2	0	0	2
vs. Michigan State	20	3-5	.600	0-1	.000	0-0	.000	1	1	2	5	0	3	6
Indiana State	6	0-0	.000	0-0	.000	0-0	.000	1	3	0	3	0	0	0
Stony Brook	5	0-0	.000	0-0	.000	1-2	.500	0	1	0	0	0	0	1
at Virginia	19	1-2	.500	1-2	.500	4-4	1.000	4	1	2	2	1	0	7
vs. Maryland	17	1-3	.333	0-0	.000	0-0	.000	0	0	2	0	0	0	2
vs. Baylor	17	2-2	1.000	2-2	1.000	1-2	.500	3	1	1	2	0	0	7
<b>Totals = 38 games</b>	<b>638</b>	<b>55-146</b>	<b>.377</b>	<b>17-47</b>	<b>.362</b>	<b>38-52</b>	<b>.731</b>	<b>62</b>	<b>68</b>	<b>105</b>	<b>63</b>	<b>8</b>	<b>21</b>	<b>165</b>
	<b>16.8</b>							<b>1.6</b>						<b>4.3</b>

**2013-2014**

Opponent	Min.	FG-FGA	PCT	3-PT. FG	PCT	FT-FTA	PCT	REB	PF	A	TO	BLK	STL	PTS
UNC-Wilmington	20	2-3	.667	0-0	.000	2-4	.500	3	0	5	1	1	1	6
Nebraska-Omaha	25	4-5	.80	1-2	.500	2-3	.667	2	0	1	3	2	1	11
MD Eastern Shore	13	1-1	1.000	0-0	.000	0-0	.000	3	2	4	0	0	1	2
Abilene Christian	17	2-3	.667	0-0	.000	3-3	1.000	3	0	3	0	0	1	7
Penn	17	1-3	.333	1-2	.500	4-6	.667	0	1	3	2	0	1	7
vs. Xavier	29	0-1	.000	0-0	.000	3-5	.600	3	2	7	2	0	1	3
vs. UTEP	15	2-2	1.000	1-1	1.000	1-2	.500	4	1	4	0	0	1	6
vs. Villanova	25	2-3	.667	1-2	.500	1-1	1.000	2	4	3	2	0	0	6
Notre Dame	19	0-3	.000	0-1	.000	0-0	.000	2	1	2	1	0	0	0
vs. Drake	14	0-1	.000	0-1	.000	2-2	1.000	0	0	2	1	0	0	2
Fairleigh Dickinson	10	2-3	.667	0-0	.000	0-0	.000	2	3	1	0	0	0	4
at Iowa State	14	1-2	.500	0-1	.000	0-0	.000	0	1	3	1	0	0	2
Arkansas-Pine Bluff	19	2-3	.667	2-3	.667	0-0	.000	1	1	2	2	1	0	6
Nebraska	15	0-0	.000	0-0	.000	2-4	.500	1	4	1	2	0	0	2
at Wisconsin	9	0-1	.000	0-0	.000	0-0	.000	0	3	1	1	0	0	0
Northwestern	9	0-1	.000	0-0	.000	1-2	.500	0	1	1	2	0	1	1
at Ohio State	5	0-0	.000	0-0	.000	0-0	.000	2	0	1	0	0	1	0
Minnesota	5	0-0	.000	0-0	.000	0-2	.000	0	1	0	0	0	0	0
at Michigan	5	0-0	.000	0-0	.000	0-0	.000	1	0	1	1	0	0	0
at Northwestern	11	0-1	.000	0-0	.000	0-0	.000	0	1	0	0	0	1	0
Michigan State	11	0-0	.000	0-0	.000	2-2	1.000	0	2	1	1	0	0	2
at Illinois	13	0-2	.000	0-0	.000	0-1	.000	4	0	3	1	0	1	0
Ohio State	6	1-1	1.000	0-0	.000	0-0	.000	0	3	0	0	0	0	2
Michigan	4	0-0	.000	0-0	.000	0-0	.000	0	0	1	1	0	0	0
Wisconsin	4	1-1	1.000	0-0	.000	0-0	.000	1	0	0	0	0	0	2
at Minnesota	8	1-1	1.000	0-0	.000	0-0	.000	4	1	1	1	0	0	2
at Indiana	3	0-3	.000	0-2	.000	1-2	.500	1	1	0	0	0	0	1
Purdue	3	0-0	.000	0-0	.000	0-0	.000	0	0	0	1	0	0	0
at Michigan State	7	1-1	1.000	0-0	.000	0-0	.000	1	0	2	1	0	0	2
Illinois	3	0-0	.000	0-0	.000	0-0	.000	0	1	1	0	0	0	0
vs. Northwestern	1	0-0	.000	0-1	.000	0-0	.000	0	0	0	0	0	0	0
vs. Tennessee	4	1-1	1.000	0-0	.000	0-0	.000	1	1	0	1	0	0	2
<b>Totals = 32</b>	<b>363</b>	<b>24-47</b>	<b>.511</b>	<b>6-16</b>	<b>.375</b>	<b>24-39</b>	<b>.615</b>	<b>41</b>	<b>34</b>	<b>54</b>	<b>29</b>	<b>4</b>	<b>11</b>	<b>78</b>
	<b>11.3</b>							<b>1.3</b>						<b>2.4</b>

# INDIVIDUAL CAREER GAME-BY-GAME STATS


## 2014-2015

Opponent	Min.	FG-FGA	PCT	3-PT. FG	PCT	FT-FTA	PCT	REB	PF	A	TO	BLK	STL	PTS
Hampton *	20	4-7	.571	2-2	1.00	2-3	.667	5	1	1	0	0	1	12
North Dakota St *	17	3-4	.750	3-4	.750	2-2	1.000	3	2	1	2	0	3	11
vs. Texas *	23	1-7	.143	0-2	.000	2-3	.667	0	2	3	3	0	1	4
vs. Syracuse *	22	1-4	.250	0-3	.000	0-0	.000	2	2	1	1	0	1	2
Pepperdine *	29	3-5	.600	2-3	.667	0-0	.000	2	3	2	2	0	1	8
Northern Illinois *	25	3-6	.500	2-4	.500	6-7	.857	2	1	3	0	0	2	14
Longwood *	20	0-4	.00	0-2	.000	0-0	.000	2	1	3	0	0	1	0
at North Carolina *	27	3-7	.429	1-3	.333	1-1	1.000	2	2	0	4	0	0	8
UMBC *	14	0-4	.000	0-2	.000	0-0	.000	1	1	0	0	0	0	0
Alcorn State *	22	0-0	.000	0-0	.000	4-6	.667	3	1	4	0	0	0	4
Iowa State	22	1-7	.143	0-1	.000	0-0	.000	3	2	2	1	0	0	2
vs. UNI *	20	1-1	1.000	0-0	.000	0-0	.000	0	2	1	2	0	0	2
North Florida	6	1-2	.500	0-1	.000	0-0	.000	0	0	0	0	0	1	2
at Ohio State	19	1-4	.250	0-2	.000	1-4	.250	5	2	0	1	0	0	3
Nebraska	19	2-5	.400	1-4	.250	2-2	1.000	2	1	1	1	0	1	7
Michigan State	15	0-2	.000	0-1	.000	0-0	.000	2	1	1	2	0	0	0
at Minnesota	18	1-3	.333	0-1	.000	3-4	.750	3	0	3	0	0	0	5
Ohio State	23	1-2	.500	0-1	.000	3-4	.750	3	4	1	1	0	0	5
at Wisconsin	15	2-2	1.000	1-1	1.000	0-0	.000	3	2	1	1	0	0	5
at Purdue	22	3-4	.750	2-2	1.000	1-2	.500	0	2	0	0	0	0	9
Wisconsin	15	1-1	1.000	0-0	.000	1-2	.500	2	1	3	1	0	1	3
at Michigan	10	0-1	.000	0-0	.000	0-0	.000	1	3	2	0	0	0	0
Maryland	23	0-2	.000	0-1	.000	0-1	.000	1	3	2	2	0	1	0
Minnesota	14	2-4	.500	1-2	.500	0-0	.000	2	2	2	1	0	0	5
at Northwestern	12	1-2	.500	1-1	1.000	0-0	.000	0	1	4	0	0	0	3
Rutgers	19	1-4	.250	0-1	.000	0-0	.000	2	0	7	1	0	3	2
at Nebraska	25	3-5	.600	0-1	.000	2-2	1.000	1	1	3	0	0	1	8
Illinois	27	1-1	1.000	0-0	.000	4-4	1.000	0	2	4	1	1	0	6
at Penn State	25	1-5	.200	0-2	.000	1-1	1.000	1	2	1	3	0	1	3
at Indiana	26	2-6	.333	1-1	1.000	5-6	.833	1	1	3	1	0	1	10
Northwestern	18	1-2	.500	1-1	1.000	4-4	1.000	2	2	2	1	0	1	7
vs. Penn State	23	0-5	.000	0-3	.000	0-0	.000	4	1	1	5	0	0	0
vs. Davidson	17	1-4	.250	1-3	.333	0-0	.000	3	2	1	1	0	1	3
vs. Gonzaga	25	3-4	.750	3-4	.750	1-2	.500	3	0	1	0	0	1	10
<b>Totals = 34 games</b>	<b>677</b>	<b>48-126</b>	<b>.381</b>	<b>22-59</b>	<b>.373</b>	<b>45-60</b>	<b>.750</b>	<b>66</b>	<b>53</b>	<b>64</b>	<b>38</b>	<b>1</b>	<b>24</b>	<b>163</b>
	<b>19.9</b>							<b>1.9</b>						<b>4.8</b>

## BRADY ELLINGSON

### 2014-15

Opponent	Min.	FG-FGA	PCT	3-PT. FG	PCT	FT-FTA	PCT	REB	PF	A	TO	BLK	STL	PTS
Northern Illinois	3	0-0	.000	0-0	.000	1-2	.500	0	0	0	0	0	1	1
Longwood	7	2-3	.667	2-3	.667	0-0	.000	0	0	2	0	0	0	6
UM-Baltimore County	8	1-1	1.000	1-1	1.000	0-0	.000	0	0	1	1	0	0	3
Alcorn State	6	0-1	.000	0-0	.000	0-0	.000	0	0	1	0	0	0	0
Iowa State	5	1-3	.333	1-2	.500	0-0	.000	0	1	0	0	0	0	3
vs UNI	2	0-0	.000	0-0	.000	0-0	.000	0	0	0	0	0	0	0
at Ohio State	1	0-0	.000	0-0	.000	0-0	.000	0	0	0	0	0	0	0
<b>Totals = 7 games</b>	<b>32</b>	<b>4-8</b>	<b>.500</b>	<b>4-6</b>	<b>.667</b>	<b>1-2</b>	<b>.500</b>	<b>0</b>	<b>1</b>	<b>4</b>	<b>1</b>	<b>0</b>	<b>1</b>	<b>13</b>
	<b>4.6</b>							<b>0.0</b>						<b>1.9</b>





**MIKE GESELL**
**2012-13**

Opponent	Min.	FG-FGA	PCT	3-PT. FG	PCT	FT-FTA	PCT	REB	PF	A	TO	BLK	STL	PTS
UT-Pan American *	24	3-6	.500	1-3	.333	0-0	.000	3	0	4	1	0	1	7
Central Michigan *	32	6-11	.545	3-6	.500	0-1	.000	3	2	5	3	0	1	15
Howard *	27	1-6	.167	1-4	.250	0-0	.000	3	1	5	1	0	0	3
Gardner Webb *	31	0-8	.000	0-3	.000	2-2	1.000	4	3	4	1	1	1	2
vs. W. Kentucky *	29	7-10	.700	3-5	.600	2-3	.667	4	3	2	4	0	2	19
vs. Wichita State *	12	0-3	.000	0-0	.000	2-2	1.000	3	4	0	3	0	0	2
at Virginia Tech *	19	2-7	.286	0-3	.000	1-2	.500	0	1	2	2	0	0	5
A&M-CC *	21	3-3	1.000	2-2	1.000	1-2	.500	4	0	4	0	0	0	9
South Dakota *	31	5-11	.455	0-3	.000	2-2	1.000	1	1	4	2	0	3	12
Iowa State *	28	2-10	.200	1-6	.167	6-6	1.000	5	2	3	3	0	3	11
vs. UNI *	28	6-9	.667	4-6	.667	7-9	.778	2	1	2	5	0	2	23
South Carolina St *	19	1-3	.333	0-1	.000	3-3	1.000	6	2	8	1	0	3	5
Coppin State *	25	4-9	.444	0-3	.000	1-2	.500	2	2	1	3	1	2	9
Indiana *	35	6-12	.500	0-2	.000	1-2	.500	1	1	2	3	1	2	13
at Michigan *	20	2-8	.250	2-5	.400	0-0	.000	5	2	1	0	0	2	6
Michigan State *	30	3-66	.500	0-1	.000	0-0	.000	1	4	5	4	1	1	6
at Northwestern *	26	1-8	.125	0-4	.000	1-2	.500	3	3	3	1	0	0	3
Wisconsin *	26	5-13	.385	1-5	.200	0-0	.000	4	3	0	0	0	1	11
at Ohio State *	26	2-7	.286	2-5	.400	0-0	.000	1	2	1	3	1	0	6
at Purdue *	39	6-11	.545	3-4	.750	3-4	.750	4	4	0	1	1	0	18
Penn State *	27	0-4	.000	0-2	.000	0-0	.000	2	3	4	3	0	2	0
at Minnesota *	30	4-12	.333	2-4	.500	1-3	.333	6	1	3	1	0	0	11
at Wisconsin *	42	5-15	.333	1-4	.250	3-4	.750	1	4	4	4	0	2	14
Northwestern *	25	1-4	.250	0-1	.000	0-0	.000	3	2	2	1	1	0	2
at Penn State *	30	5-8	.625	1-3	.333	2-2	1.000	3	2	3	1	0	0	13
Minnesota *	30	5-10	.500	1-1	1.000	0-0	.000	0	1	1	0	1	4	11
at Nebraska *	30	3-10	.300	0-1	.000	0-0	.000	5	2	6	2	1	1	6
vs. Northwestern *	23	4-9	.444	2-4	.500	3-3	1.000	2	1	3	0	0	1	13
vs. Michigan State *	20	2-3	.667	0-1	.000	5-5	1.000	3	1	1	3	1	2	9
Indiana State *	14	1-5	.200	0-3	.000	0-0	.000	0	0	1	1	0	1	2
Stony Brook *	19	2-6	.333	1-3	.333	0-0	.000	0	1	3	0	0	1	5
at Virginia *	8	3-5	.600	1-2	.500	0-0	.000	1	0	1	1	0	2	7
vs. Maryland *	11	2-5	.400	0-1	.000	0-0	.000	1	1	1	0	0	0	4
vs. Baylor *	17	4-6	.667	1-3	.333	4-4	1.000	2	3	0	1	0	0	13
<b>Totals = 34 games</b>	<b>854</b>	<b>106-263</b>	<b>.403</b>	<b>33-104</b>	<b>.317</b>	<b>50-63</b>	<b>.794</b>	<b>88</b>	<b>63</b>	<b>89</b>	<b>59</b>	<b>10</b>	<b>40</b>	<b>295</b>
	<b>25.1</b>							<b>2.6</b>						<b>8.7</b>

**2013-2014**

Opponent	Min.	FG-FGA	PCT	3-PT. FG	PCT	FT-FTA	PCT	REB	PF	A	TO	BLK	STL	PTS
UNC-Wilmington *	15	1-3	.333	0-1	.000	1-2	.500	0	0	3	0	0	2	3
Nebraska-Omaha *	14	0-0	.000	0-0	.000	1-2	.500	1	0	1	2	0	0	1
MD Eastern Shore *	17	3-5	.600	2-3	.667	0-0	.000	1	4	7	1	0	0	8
Abilene Christian *	21	1-6	.167	1-4	.250	0-0	.000	3	0	3	0	0	2	3
Penn *	21	4-10	.400	2-6	.333	0-0	.000	0	2	2	0	0	2	10
vs. Xavier *	27	3-11	.273	1-3	.333	0-0	.000	2	3	2	0	0	0	7
vs. UTEP *	24	2-5	.400	1-2	.500	0-0	.000	3	1	7	1	0	1	5
vs. Villanova *	29	4-7	.571	2-3	.667	0-0	.000	0	5	3	0	1	2	10
Notre Dame *	22	3-6	.500	2-3	.667	2-2	1.000	5	2	2	2	0	2	10
vs. Drake *	16	1-4	.250	0-1	.000	0-0	.000	3	3	2	1	0	0	2
Fairleigh Dickinson *	21	1-5	.200	0-1	.000	4-4	1.000	2	1	5	1	0	2	6
at Iowa State *	26	4-8	.500	1-3	.333	2-5	.400	2	3	6	0	0	0	11
Arkansas-Pine Bluff *	14	2-3	.667	0-1	.000	0-0	.000	4	1	1	3	0	1	4
Nebraska *	19	2-5	.400	0-1	.000	3-6	.500	1	1	3	4	0	2	7
at Wisconsin *	29	3-12	.250	0-3	.000	3-5	.600	3	1	7	1	0	3	9
Northwestern *	25	3-5	.600	2-3	.667	1-2	.500	2	1	6	1	1	2	9
at Ohio State *	26	3-7	.429	1-4	.250	4-4	1.000	5	2	3	3	0	1	11
Minnesota *	27	4-9	.444	0-2	.000	3-5	.600	2	2	5	1	0	1	11
at Michigan *	30	2-4	.500	0-0	.000	0-0	.000	3	3	2	1	0	1	4
at Northwestern *	26	5-10	.500	1-3	.333	0-0	.000	1	2	6	1	0	2	11
Michigan State *	25	1-6	.167	0-2	.000	4-6	.667	1	1	0	0	0	2	6
at Illinois *	21	2-5	.400	1-3	.333	3-4	.750	1	2	3	3	0	0	8
Ohio State *	25	7-11	.636	1-4	.250	1-2	.500	1	3	3	1	0	1	16
Michigan *	29	3-5	.600	2-2	1.000	2-2	1.000	4	1	8	1	0	3	10
at Penn State *	30	4-8	.500	4-5	.800	1-2	.500	2	1	7	2	1	1	13
Wisconsin *	22	4-10	.400	1-4	.250	1-1	1.000	3	3	2	2	0	0	10
at Minnesota *	29	3-15	.400	1-5	.200	0-1	.000	0	4	6	0	1	1	13
at Indiana *	26	3-12	.250	0-4	.000	0-1	.000	3	2	7	5	0	2	6
Purdue *	27	3-11	.273	1-4	.250	8-11	.727	3	2	3	1	0	2	15
at Michigan State *	22	2-5	.400	1-2	.500	2-2	1.000	0	1	2	4	0	1	7
Illinois *	32	4-13	.308	1-4	.250	2-2	1.000	4	2	5	0	0	2	11
vs. Northwestern *	29	0-10	.000	0-5	.000	1-2	.500	1	1	2	0	0	2	1
vs. Tennessee *	19	0-4	.000	0-1	.000	0-0	.000	1	4	4	0	0	0	0
<b>Totals = 33 games</b>	<b>785</b>	<b>90-240</b>	<b>.375</b>	<b>29-92</b>	<b>.315</b>	<b>49-73</b>	<b>.671</b>	<b>67</b>	<b>64</b>	<b>128</b>	<b>42</b>	<b>4</b>	<b>43</b>	<b>258</b>
	<b>23.8</b>							<b>2.0</b>						<b>7.8</b>

# INDIVIDUAL CAREER GAME-BY-GAME STATS

## 2014-2015

Opponent	Min.	FG-FGA	PCT	3-PT. FG	PCT	FT-FTA	PCT	REB	PF	A	TO	BLK	STL	PTS
Hampton *	14	1-4	.250	0-1	.000	0-0	.000	0	0	3	1	0	1	2
North Dakota St *	17	3-6	.500	0-2	.000	2-2	1.000	1	0	3	1	0	1	8
vs. Texas *	21	1-8	.125	0-1	.000	0-1	.000	3	2	4	2	0	1	2
vs. Syracuse *	30	2-7	.286	1-3	.333	1-4	.250	2	2	7	3	0	1	6
Pepperdine *	30	4-7	.571	3-3	1.000	4-4	1.000	4	0	3	3	0	3	15
Northern Illinois *	27	0-6	.000	0-2	.000	0-0	.000	3	1	5	1	0	1	0
Longwood *	14	0-4	.000	0-3	.000	1-2	.500	0	0	2	0	1	0	1
at North Carolina *	34	6-10	.600	1-3	.333	3-3	1.000	2	1	1	2	0	1	16
UMBC *	17	2-5	.400	1-2	.500	0-0	.000	1	1	7	3	0	2	5
Alcorn State *	16	2-3	.667	1-2	.500	0-0	.000	1	2	3	2	0	1	5
Iowa State *	31	4-12	.333	1-4	.250	0-0	.000	3	1	7	0	0	1	9
vs. UNI *	30	2-8	.250	2-4	.500	4-6	.667	1	4	3	2	0	1	10
North Florida *	29	3-7	.429	0-2	.000	6-6	1.000	1	3	3	3	0	1	12
at Ohio State *	22	3-7	.429	1-3	.333	0-0	.000	1	2	2	2	1	2	7
Nebraska *	24	0-1	.000	0-1	.000	2-2	1.000	3	4	6	1	0	1	2
Michigan State *	25	5-8	.625	0-2	.000	0-1	.000	1	3	3	2	0	1	10
at Minnesota *	23	2-4	.500	1-2	.500	0-0	.000	2	3	3	0	1	1	5
Ohio State *	30	4-8	.500	1-3	.333	2-4	.500	3	1	2	1	1	0	11
at Wisconsin *	17	1-4	.250	0-2	.000	0-0	.000	3	1	2	3	0	0	2
at Purdue *	27	7-14	.500	1-3	.333	3-5	.600	3	2	3	3	0	0	18
Wisconsin *	25	4-11	.364	0-1	.000	0-0	.000	1	1	2	3	0	0	8
at Michigan *	31	7-10	.700	0-1	.000	0-0	.000	3	0	3	1	0	0	14
Maryland *	32	4-5	.800	0-0	.000	0-0	.000	1	3	9	3	0	1	8
Minnesota *	30	0-4	.000	0-1	.000	0-0	.000	3	2	4	3	0	1	0
at Northwestern *	34	4-10	.400	0-2	.000	0-0	.000	3	2	2	0	1	1	8
Rutgers *	18	2-4	.500	0-0	.000	0-1	.000	3	0	1	1	0	1	4
at Nebraska *	24	4-7	.571	0-0	.000	0-0	.000	4	2	8	4	0	0	8
Illinois *	21	1-5	.200	0-0	.000	2-4	.500	1	1	1	1	0	2	4
at Penn State *	40	5-10	.500	1-1	1.000	3-4	.750	1	2	7	2	0	5	14
at Indiana *	20	2-5	.400	0-0	.000	1-2	.500	0	3	1	1	0	1	5
Northwestern *	22	0-5	.000	0-2	.000	0-0	.000	4	2	9	1	0	1	0
vs. Penn State *	30	2-7	.286	0-1	.000	5-5	1.000	1	5	5	2	0	0	9
vs. Davidson *	28	6-12	.500	1-2	.500	2-3	.667	2	1	6	0	0	0	15
vs. Gonzaga *	33	4-10	.400	0-1	.000	1-2	.500	1	1	5	4	0	0	9
<b>Totals = 34 games</b>	<b>866</b>	<b>97-238</b>	<b>.408</b>	<b>16-60</b>	<b>.267</b>	<b>42-61</b>	<b>.689</b>	<b>66</b>	<b>58</b>	<b>135</b>	<b>61</b>	<b>5</b>	<b>33</b>	<b>252</b>
	<b>25.5</b>							<b>1.9</b>						<b>7.4</b>

## PETER JOK

### 2013-14

Opponent	Min.	FG-FGA	PCT	3-PT. FG	PCT	FT-FTA	PCT	REB	PF	A	TO	BLK	STL	PTS
UNC-Wilmington	20	5-13	.385	1-5	.200	0-0	.000	5	0	1	1	0	0	11
Nebraska-Omaha	9	1-6	.167	1-3	.333	0-0	.000	0	1	1	0	0	0	3
MD Eastern Shore	24	1-5	.200	0-1	.000	8-8	1.000	2	2	2	3	0	1	10
Abilene Christian	20	6-8	.750	3-5	.600	0-1	.000	0	2	3	0	1	2	15
Penn	14	2-4	.500	1-2	.500	3-4	.750	1	2	0	0	0	0	8
vs. Xavier	9	0-2	.000	0-2	.000	0-0	.000	1	0	0	1	1	0	0
vs. UTEP	17	4-9	.444	2-4	.500	4-5	.800	0	3	1	1	0	0	14
vs. Villanova	5	1-6	.167	1-4	.250	0-0	.000	1	0	0	0	0	0	3
Notre Dame	3	1-3	.333	1-2	.500	0-0	.000	0	1	0	0	0	0	3
vs. Drake	20	5-12	.417	1-5	.200	3-4	.750	7	1	1	0	0	1	14
Fairleigh Dickinson	24	4-7	.571	1-2	.500	2-2	1.000	2	0	4	0	0	1	11
at Iowa State	8	0-2	.000	0-2	.000	2-2	1.000	0	0	0	2	0	0	2
Arkansas-Pine Bluff	14	0-2	.000	0-1	.000	1-2	.500	3	0	4	4	0	1	1
Nebraska	4	0-0	.000	0-0	.000	1-2	.500	0	0	0	0	0	0	1
Northwestern	7	0-0	.000	0-0	.000	2-2	1.000	1	0	0	0	0	0	2
Minnesota	5	1-3	.333	0-0	.000	0-0	.000	1	0	0	0	0	0	2
at Northwestern	2	0-0	.000	0-0	.000	0-0	.000	1	1	0	0	0	0	0
at Illinois	2	0-0	.000	0-0	.000	0-0	.000	0	0	0	0	0	0	0
Ohio State	5	0-1	.000	0-1	.000	0-0	.000	0	0	0	0	0	0	0
Michigan	2	0-0	.000	0-0	.000	0-0	.000	0	0	0	0	0	0	0
Wisconsin	1	0-0	.000	0-0	.000	0-0	.000	0	1	0	0	0	0	0
at Minnesota	4	0-1	.000	0-0	.000	0-0	.000	0	2	0	0	0	0	0
at Indiana	1	0-0	.000	0-0	.000	0-0	.000	0	0	0	0	0	0	0
at Michigan State	3	2-2	1.000	1-1	1.000	1-2	.5000	0	0	0	0	0	2	6
Illinois	11	1-2	.500	1-2	.500	0-0	.000	0	2	2	1	0	0	3
vs. Northwestern	5	0-2	.000	0-1	.000	0-0	.000	0	0	0	0	1	0	0
vs. Tennessee	16	4-5	.800	2-3	.667	0-0	.000	0	0	0	0	0	1	10
<b>Totals = 27 games</b>	<b>255</b>	<b>38-95</b>	<b>.400</b>	<b>16-46</b>	<b>.348</b>	<b>27-34</b>	<b>.794</b>	<b>25</b>	<b>18</b>	<b>19</b>	<b>13</b>	<b>3</b>	<b>9</b>	<b>119</b>
	<b>9.4</b>							<b>0.9</b>						<b>4.4</b>

**2014-2015**

Opponent	Min.	FG-FGA	PCT	3-PT. FG	PCT	FT-FTA	PCT	REB	PF	A	TO	BLK	STL	PTS
Hampton	17	2-6	.333	1-2	.500	6-6	1.000	8	2	2	3	1	1	11
North Dakota St	20	1-2	.500	1-1	1.000	2-2	1.000	0	4	1	4	0	2	5
vs. Texas	15	1-3	.333	0-1	.000	0-0	.000	1	1	0	1	0	1	2
vs. Syracuse	10	0-1	.000	0-1	.000	0-0	.000	0	0	1	1	1	0	0
Pepperdine	11	0-4	.000	0-1	.000	2-2	1.000	0	0	2	1	0	0	2
Northern Illinois	13	2-3	.667	0-1	.000	0-0	.000	0	3	0	1	0	0	4
Longwood	12	1-5	.200	0-4	.000	0-0	.000	3	3	0	2	0	0	2
at North Carolina	9	0-4	.000	0-1	.000	0-0	.000	2	0	1	1	0	0	0
UMBC	24	5-11	.455	4-6	.667	1-1	1.000	2	1	2	0	0	3	15
Alcorn State	17	2-8	.250	1-5	.200	0-0	.000	4	3	1	0	0	0	5
Iowa State	25	5-10	.500	2-4	.500	2-2	1.000	6	0	3	0	0	0	14
vs. UNI	20	2-9	.222	0-3	.000	0-0	.000	4	2	1	1	0	1	4
North Florida *	22	3-9	.333	2-4	.500	4-4	1.000	1	3	1	1	0	1	12
at Ohio State *	16	2-6	.333	1-4	.250	2-2	1.000	2	2	1	1	0	0	7
Nebraska *	18	0-5	.000	0-3	.000	0-0	.000	1	1	1	0	0	1	0
Michigan State *	26	3-8	.375	1-3	.333	1-2	.500	2	5	1	1	0	2	8
at Minnesota *	20	5-8	.625	3-5	.600	0-0	.000	1	0	0	3	0	1	13
Ohio State *	19	2-8	.250	0-1	.000	3-4	.750	4	2	2	0	0	3	7
at Wisconsin *	23	3-8	.375	1-2	.500	0-0	.000	1	2	1	0	0	0	7
at Purdue *	26	2-9	.222	0-2	.000	2-2	1.000	9	3	3	1	0	1	6
Wisconsin *	21	2-5	.400	1-1	1.000	1-1	1.000	2	3	2	1	1	0	6
at Michigan *	28	4-7	.571	2-4	.500	0-0	.000	3	0	4	0	0	0	10
Maryland *	27	6-8	.750	3-4	.750	0-0	.000	1	2	3	3	0	0	15
Minnesota *	31	5-10	.500	2-5	.400	4-4	1.000	4	3	1	3	0	0	16
at Northwestern *	26	2-7	.286	0-2	.000	0-0	.000	5	1	1	0	1	0	4
Rutgers *	19	4-9	.444	3-5	.600	0-0	.000	1	2	2	0	0	0	11
at Nebraska *	22	6-12	.500	2-5	.400	0-1	.000	2	2	1	0	0	0	14
Illinois *	19	2-7	.286	1-4	.250	1-1	1.000	1	3	2	3	0	0	6
at Penn State *	14	2-5	.400	0-2	.000	2-2	1.000	1	2	1	3	0	1	6
at Indiana *	26	2-6	.333	2-5	.400	2-3	.667	7	2	2	5	0	1	8
Northwestern	15	0-5	.000	0-3	.000	0-0	.000	4	2	0	1	0	0	0
vs. Penn State *	21	1-7	.143	1-2	.500	0-0	.000	1	2	1	0	0	0	3
vs. Davidson *	29	5-11	.455	2-6	.333	0-0	.000	5	1	0	0	0	0	12
vs. Gonzaga *	15	1-6	.167	0-3	.000	2-2	1.000	0	2	1	2	0	0	4
<b>Totals = 34 games</b>	<b>676</b>	<b>83-232</b>	<b>.358</b>	<b>36-105</b>	<b>.343</b>	<b>37-41</b>	<b>.902</b>	<b>88</b>	<b>63</b>	<b>44</b>	<b>43</b>	<b>4</b>	<b>19</b>	<b>239</b>
	19.9							2.6						7.0

**JARROD UTHOFF**
**2013-2014**

Opponent	Min.	FG-FGA	PCT	3-PT. FG	PCT	FT-FTA	PCT	REB	PF	A	TO	BLK	STL	PTS
UNC-Wilmington	19	5-8	.625	1-1	1.000	3-3	1.000	7	1	0	0	4	0	14
Nebraska-Omaha	23	2-6	.333	0-1	.000	5-6	.833	7	1	1	2	1	0	9
MD Eastern Shore	18	3-7	.429	0-1	.000	5-6	.833	11	2	0	2	1	0	11
Abilene Christian	23	2-4	.500	0-0	.000	2-2	1.000	5	1	3	0	3	1	6
Penn	21	6-7	.857	1-1	1.000	6-6	1.000	4	0	2	2	1	1	19
vs. Xavier	17	0-3	.000	0-2	.000	0-0	.000	4	1	1	1	0	1	0
vs. UTEP	25	3-5	.600	2-2	1.000	0-0	.000	10	3	0	2	2	0	8
vs. Villanova	18	2-5	.400	0-0	.000	2-2	1.000	4	3	2	0	2	0	6
Notre Dame	24	4-6	.667	1-1	1.000	8-10	.800	6	1	1	1	1	0	17
vs. Drake	21	4-8	.500	1-3	.333	4-4	1.000	9	1	0	0	2	0	13
Fairleigh Dickinson	19	4-5	.800	1-1	1.000	1-3	.333	10	0	0	0	0	0	10
at Iowa State	17	5-10	.500	0-2	.000	2-2	1.000	5	4	0	0	0	1	12
Arkansas-Pine Bluff	26	6-8	.750	3-4	.750	1-2	.500	5	0	3	4	1	1	16
Nebraska	22	3-4	.750	0-0	.000	5-7	.714	4	0	0	2	1	0	11
at Wisconsin	16	3-4	.750	0-0	.000	0-0	.000	3	3	0	0	0	0	6
Northwestern	19	2-5	.400	1-2	.500	2-2	1.000	3	1	2	1	3	1	7
at Ohio State	26	4-7	.571	1-1	1.000	1-1	1.000	2	0	0	0	0	0	10
Minnesota	18	1-3	.333	0-1	.000	2-2	1.000	3	2	1	2	1	0	4
at Michigan	9	1-5	.200	0-0	.000	0-0	.000	3	2	0	2	0	1	2
at Northwestern	16	1-1	1.000	0-0	.000	0-2	.000	4	2	1	1	1	1	2
Michigan State	15	2-7	.286	0-1	.000	0-2	.000	4	0	0	0	1	0	4
at Illinois	16	2-5	.400	1-3	.333	2-2	1.000	2	1	1	2	2	1	7
Ohio State	8	1-4	.250	0-1	.000	0-0	.000	1	0	0	1	0	0	2
Michigan	11	2-3	.667	1-2	.500	0-0	.000	1	1	2	0	1	1	5
at Penn State	22	2-6	.333	0-1	.000	3-4	.750	7	2	1	0	1	0	7
Wisconsin	25	2-5	.400	0-1	.000	2-2	1.000	5	1	1	0	1	0	6
at Minnesota	7	0-1	.000	0-1	.000	2-2	1.000	0	1	0	1	1	0	2
at Indiana	20	4-5	.800	0-1	.000	0-0	.000	4	1	1	2	1	1	8
Purdue	15	1-3	.333	0-1	.000	3-4	.750	4	1	1	1	0	0	5
at Michigan State	15	0-6	.000	0-1	.000	0-0	.000	3	1	1	1	0	0	0
Illinois	8	0-2	.000	0-1	.000	0-0	.000	2	0	1	0	1	0	0
vs. Northwestern	22	5-6	.833	3-3	1.000	4-4	1.000	9	1	0	1	1	0	17
vs. Tennessee	20	2-4	.500	0-0	.000	2-2	1.000	1	0	0	0	1	0	6
<b>Totals = 33 games</b>	<b>601</b>	<b>84-168</b>	<b>.500</b>	<b>17-40</b>	<b>.425</b>	<b>67-82</b>	<b>.817</b>	<b>152</b>	<b>38</b>	<b>26</b>	<b>31</b>	<b>35</b>	<b>11</b>	<b>252</b>
	18.2							4.6						7.6



# INDIVIDUAL CAREER GAME-BY-GAME STATS

## 2014-2015

Opponent	Min.	FG-FGA	PCT	3-PT. FG	PCT	FT-FTA	PCT	REB	PF	A	TO	BLK	STL	PTS
Hampton	19	4-5	.800	4-5	.800	1-2	.500	5	2	2	0	1	1	13
North Dakota St *	22	5-11	.455	2-5	.400	0-0	.000	2	1	2	2	1	0	12
vs. Texas *	30	3-8	.375	2-4	.500	0-0	.000	6	3	0	1	2	3	8
vs. Syracuse *	36	7-14	.500	3-6	.500	3-6	.500	6	2	0	4	2	3	20
Pepperdine *	33	6-15	.400	0-3	.000	3-7	.429	8	3	3	0	0	2	15
Northern Illinois *	29	0-4	.000	0-1	.000	2-4	.500	6	1	4	1	5	1	2
Longwood *	17	4-9	.444	3-5	.600	0-0	.000	6	0	1	2	1	2	11
at North Carolina *	33	2-13	.154	1-7	.143	3-4	.750	11	2	0	1	5	1	8
UMBC *	15	4-10	.400	1-5	.200	2-2	1.000	6	1	3	0	1	1	11
Alcorn State *	20	6-11	.545	1-3	.333	0-0	.000	4	0	1	0	0	1	13
Iowa State *	21	4-10	.400	1-2	.500	0-0	.000	5	1	1	1	1	1	9
vs. UNI *	31	3-7	.429	0-3	.000	0-0	.000	9	2	1	2	1	1	6
North Florida *	33	3-11	.273	2-4	.500	2-2	1.000	12	2	5	2	0	1	10
at Ohio State *	36	6-11	.545	4-6	.667	2-2	1.000	7	2	5	2	1	0	18
Nebraska *	33	5-11	.455	3-8	.375	2-4	.500	7	3	2	0	1	1	15
Michigan State *	35	6-16	.375	0-4	.000	0-2	.000	10	0	2	0	2	1	12
at Minnesota *	34	7-10	.700	2-4	.500	6-6	1.000	5	4	4	3	4	1	22
Ohio State *	28	2-7	.286	1-2	.500	2-2	1.000	5	0	2	2	0	0	7
at Wisconsin *	29	5-10	.500	2-5	.400	0-0	.000	2	1	0	1	1	0	12
at Purdue *	35	2-14	.143	0-5	.000	2-2	1.000	6	2	2	0	2	0	6
Wisconsin *	27	3-9	.333	1-2	.500	2-2	1.000	3	4	2	1	0	2	9
at Michigan *	36	7-10	.700	2-3	.667	0-0	.000	9	2	0	0	1	0	16
Maryland *	34	3-5	.600	2-3	.667	0-0	.000	3	2	1	2	1	1	8
Minnesota *	33	5-12	.417	1-3	.333	6-7	.857	7	1	2	1	2	1	17
at Northwestern *	37	8-16	.500	5-11	.455	4-4	1.000	4	3	1	0	1	0	25
Rutgers *	25	5-9	.556	2-4	.500	2-2	1.000	3	0	2	0	1	4	14
at Nebraska *	31	4-8	.500	1-1	1.000	2-2	1.000	5	2	3	1	4	1	11
Illinois *	34	3-10	.300	0-4	.000	0-3	.000	10	0	2	2	4	0	6
at Penn State *	37	4-14	.286	3-7	.429	0-0	.000	8	2	3	0	1	1	11
at Indiana *	32	5-6	.833	1-2	.500	3-3	1.000	6	0	0	0	3	3	14
Northwestern *	37	6-12	.500	3-7	.426	1-2	.500	8	1	1	1	2	3	16
vs. Penn State *	3	5-14	.357	1-6	.167	6-6	1.000	7	2	0	2	3	1	17
vs. Davidson *	29	4-12	.333	0-2	.000	0-0	.000	9	1	1	1	1	0	8
vs. Gonzaga *	38	10-19	.526	0-3	.000	0-0	.000	8	0	1	0	1	0	20
<b>Totals = 34 games</b>	<b>1031</b>	<b>156-363</b>	<b>.430</b>	<b>54-145</b>	<b>.372</b>	<b>56-76</b>	<b>.737</b>	<b>218</b>	<b>52</b>	<b>59</b>	<b>35</b>	<b>56</b>	<b>38</b>	<b>422</b>
	<b>30.3</b>							<b>6.4</b>						<b>12.4</b>

## DOM UHL

### 2014-2015

Opponent	Min.	FG-FGA	PCT	3-PT. FG	PCT	FT-FTA	PCT	REB	PF	A	TO	BLK	STL	PTS
Hampton	18	3-8	.375	2-5	.400	0-2	.000	1	1	0	0	0	0	8
North Dakota St	16	0-0	.000	0-0	.000	0-0	.000	3	1	1	2	0	0	0
vs. Texas	4	0-0	.000	0-0	.00	0-0	.000	1	0	0	1	0	0	0
vs. Syracuse	2	0-1	.000	0-0	.000	0-0	.000	0	0	0	0	0	0	0
Northern Illinois	7	1-2	.500	0-0	.000	0-0	.000	5	2	0	1	1	0	2
Longwood	22	2-7	.286	0-3	.000	0-0	.000	5	1	2	1	1	0	4
at North Carolina	6	0-1	.000	0-1	.000	0-0	.000	2	1	0	0	0	0	0
UMBC	20	1-3	.333	0-2	.000	1-2	.500	3	2	1	1	0	2	3
Alcorn State	21	5-6	.833	0-1	.000	1-3	.333	6	1	0	1	0	0	11
Iowa State	16	1-3	.333	0-1	.000	2-2	1.000	3	2	0	0	1	0	4
vs. UNI	4	0-0	.000	0-0	.000	0-0	.000	0	0	1	1	0	0	0
North Florida	8	0-2	.000	0-1	.000	0-0	.000	1	3	1	0	1	1	0
at Ohio State	6	0-0	.000	0-0	.000	0-0	.000	1	1	1	0	0	0	0
Nebraska	5	1-2	.5000	0-1	.000	0-0	.000	1	1	0	1	0	0	2
Michigan State	10	0-0	.000	0-0	.000	0-0	.000	1	0	1	0	1	0	0
at Minnesota	9	1-3	.333	1-1	1.000	2-2	1.000	3	1	1	3	0	0	5
Ohio State	12	2-2	1.000	1-1	1.000	0-0	.000	1	1	0	2	0	0	5
At Wisconsin	20	2-7	.286	0-2	.000	0-2	.000	3	0	0	1	1	0	4
At Purdue	15	0-4	.000	0-1	.000	0-0	.000	3	0	0	0	0	0	0
Wisconsin	10	0-0	.000	0-0	.000	0-0	.000	0	1	0	0	0	0	0
at Michigan	10	0-0	.000	0-0	.000	2-2	1.000	1	1	0	1	0	1	2
Maryland	6	0-1	.000	0-0	.000	0-0	.000	1	1	0	2	0	0	0
Minnesota	8	1-4	.250	0-2	.000	0-0	.000	3	0	0	0	0	0	2
at Northwestern	8	0-1	.000	0-0	.000	1-2	.500	0	0	0	1	1	1	1
Rutgers	16	4-7	.571	1-2	.500	0-2	.000	6	1	1	4	0	2	9
at Nebraska	12	0-2	.000	0-1	.000	0-0	.000	2	2	1	0	0	0	0
Illinois	7	0-0	.000	0-0	.000	2-2	1.000	1	0	1	0	0	0	2
at Penn State	5	0-1	.000	0-0	.000	0-0	.000	0	1	0	0	0	0	0
at Indiana	5	0-0	.000	0-0	.000	0-0	.000	0	0	1	0	0	0	0
Northwestern	10	1-4	.250	0-2	.000	0-0	.000	1	0	1	0	0	1	2
vs. Penn State	4	0-0	.000	0-0	.000	0-0	.000	1	0	0	0	0	0	0
vs. Davidson	4	1-1	1.000	0-0	.000	0-0	.000	2	0	0	0	0	0	2
vs. Gonzaga	5	0-0	.000	0-0	.000	0-0	.000	0	0	0	0	0	0	0
<b>Totals = 33 games</b>	<b>331</b>	<b>26-72</b>	<b>.361</b>	<b>5-27</b>	<b>.185</b>	<b>11-21</b>	<b>.524</b>	<b>61</b>	<b>25</b>	<b>14</b>	<b>23</b>	<b>7</b>	<b>8</b>	<b>68</b>
	<b>10.0</b>							<b>1.8</b>						<b>2.1</b>

**ADAM WOODBURY**
**2012-13**

Opponent	Min.	FG-FGA	PCT	3-PT. FG	PCT	FT-FTA	PCT	REB	PF	A	TO	BLK	STL	PTS
UT-Pan American *	14	4-6	.667	0-0	.000	2-3	.667	3	0	1	1	3	1	10
Central Michigan *	16	1-3	.333	0-0	.000	0-1	.000	5	2	0	1	1	1	2
Howard *	19	2-2	1.000	0-0	.000	0-0	.000	6	2	0	0	1	0	4
Gardner-Webb *	19	5-6	.833	0-0	.000	2-2	1.000	8	2	0	0	1	2	12
vs. W. Kentucky *	13	2-5	.400	0-0	.000	0-0	.000	6	3	0	1	0	0	4
vs. Wichita State *	17	0-3	.000	0-0	.000	1-3	.333	1	3	1	0	1	0	1
at Virginia Tech *	19	2-5	.400	0-0	.000	3-5	.600	5	2	1	1	3	0	7
Texas A&M-CC *	20	5-6	.833	0-0	.000	3-4	.750	5	3	1	2	0	0	13
South Dakota *	16	5-6	.833	0-0	.000	0-0	.000	6	1	2	2	1	0	10
Iowa State *	23	4-5	.800	0-0	.000	1-2	.500	5	1	0	2	0	0	9
vs. Northern Iowa *	9	0-3	.000	0-0	.000	1-2	.500	3	3	0	2	0	0	1
South Carolina St *	8	3-4	.750	0-0	.000	0-2	.000	9	2	0	0	0	1	6
Coppin State *	19	3-5	.600	0-0	.000	1-3	.333	6	1	1	3	0	0	7
Indiana *	18	2-7	.286	0-0	.000	0-0	.000	8	5	0	1	1	2	4
at Michigan *	19	4-5	.800	0-0	.000	0-1	.000	7	2	0	0	0	0	8
Michigan State *	12	1-4	.250	0-0	.000	0-0	.000	3	1	0	3	0	0	2
at Northwestern *	12	1-7	.143	0-0	.000	0-0	.000	9	3	0	0	0	0	2
Wisconsin *	18	1-2	.500	0-0	.000	0-0	.000	3	4	0	0	0	0	2
at Ohio State *	7	1-3	.333	0-0	.000	0-0	.000	2	3	0	3	0	1	2
at Purdue *	17	0-4	.000	0-0	.000	2-2	1.000	5	2	2	2	1	0	2
Penn State *	20	1-3	.333	0-0	.000	2-4	.500	6	2	2	1	3	0	4
at Minnesota *	15	2-3	.667	0-0	.000	0-0	.000	4	3	0	2	0	0	4
at Wisconsin *	20	1-5	.200	0-0	.000	0-0	.000	7	2	2	1	1	1	2
Northwestern *	12	2-5	.400	0-0	.000	2-2	1.000	3	4	0	1	0	0	6
at Penn State *	18	1-3	.333	0-0	.000	0-0	.000	7	2	0	2	0	1	2
Minnesota *	9	2-3	.667	0-0	.000	0-2	.000	3	4	0	1	0	0	4
at Nebraska *	9	0-0	.000	0-0	.000	0-0	.000	2	3	0	0	1	0	0
Purdue *	17	0-3	.000	0-0	.000	0-0	.000	1	3	0	0	1	2	0
at Indiana *	17	2-5	.400	0-0	.000	0-0	.000	3	4	1	3	0	0	4
Illinois *	17	4-7	.571	0-0	.000	0-0	.000	5	1	1	0	2	0	8
Nebraska *	18	6-6	1.000	0-0	.000	0-1	.000	3	4	1	2	1	0	12
vs. Northwestern *	17	3-8	.375	0-0	.000	1-1	1.000	4	2	1	2	0	2	7
vs. Michigan State *	12	1-1	1.000	0-0	.000	0-0	.000	3	2	1	2	2	0	2
Indiana State *	13	2-3	.667	0-0	.000	0-0	.000	3	2	0	3	1	0	4
Stony Brook *	17	0-1	.000	0-0	.000	0-0	.000	5	4	2	1	2	1	0
at Virginia *	26	5-7	.714	0-0	.000	0-0	.000	8	4	2	2	0	0	10
vs. Maryland *	29	3-8	.375	0-0	.000	3-4	.750	3	3	0	0	2	0	9
vs. Baylor *	16	0-4	.000	0-0	.000	2-4	.500	6	2	0	1	0	1	2
<b>Totals = 38 games</b>	<b>627</b>	<b>81-166</b>	<b>.488</b>	<b>0-0</b>	<b>.000</b>	<b>26-51</b>	<b>.510</b>	<b>181</b>	<b>96</b>	<b>22</b>	<b>48</b>	<b>29</b>	<b>16</b>	<b>188</b>
	<b>16.5</b>							<b>4.8</b>						<b>4.9</b>

**2013-2014**

Opponent	Min.	FG-FGA	PCT	3-PT. FG	PCT	FT-FTA	PCT	REB	PF	A	TO	BLK	STL	PTS
UNC-Wilmington *	13	2-6	.333	0-0	.000	0-1	.000	5	4	1	0	1	0	4
Nebraska-Omaha *	11	2-4	.500	0-0	.000	1-2	.500	3	1	1	3	1	0	5
MD. Eastern Shore *	19	1-3	.333	0-0	.000	2-2	1.000	6	2	0	1	1	0	4
Abilene Christian *	18	3-4	.7500	0-0	.000	3-3	1.000	3	3	2	0	0	1	9
Penn *	20	2-6	.333	0-0	.000	2-3	.667	8	3	1	0	0	0	6
vs. Xavier *	11	1-2	.500	0-0	.000	0-0	.000	1	5	1	2	0	0	2
vs. UTEP *	14	1-4	.250	0-0	.000	0-0	.000	2	4	0	0	0	0	2
vs. Villanova *	15	3-3	1.000	0-0	.000	1-1	1.000	1	1	0	1	0	0	7
Notre Dame *	15	2-3	.667	0-0	.000	2-2	1.000	3	1	3	3	0	0	6
vs. Drake *	18	2-5	.400	0-0	.000	2-4	.500	6	2	1	0	0	1	6
Fairleigh Dickinson *	19	4-8	.500	0-0	.000	0-1	.000	3	3	1	0	1	0	8
at Iowa State *	25	2-5	.400	0-0	.000	1-2	.500	11	5	2	1	0	2	5
Arkansas-Pine Bluff *	18	3-4	.750	0-0	.000	4-4	1.000	4	2	4	2	0	2	10
Nebraska *	15	4-5	.800	0-0	.000	0-0	.000	4	1	1	1	1	0	8
at Wisconsin *	13	1-2	.500	0-0	.000	1-2	.500	3	4	0	0	1	1	3
Northwestern *	19	4-7	.571	0-0	.000	2-2	1.000	3	2	0	4	0	1	10
at Ohio State *	14	0-2	.000	0-0	.000	2-2	1.000	3	4	0	0	0	0	2
Minnesota *	10	0-2	.000	0-0	.000	0-0	.000	3	1	0	1	0	0	0
at Michigan *	22	3-3	1.000	0-0	.000	2-2	1.000	4	2	2	3	1	0	8
at Northwestern *	22	3-7	.429	0-0	.000	0-0	.000	6	1	1	1	1	1	6
Michigan State *	18	1-1	1.000	0-0	.000	7-12	.583	4	4	0	2	0	0	9
at Illinois *	14	2-2	1.000	0-0	.000	2-2	1.000	1	3	0	0	0	1	6
Ohio State *	17	1-2	.500	0-0	.000	2-4	.500	6	2	1	2	2	0	4
Michigan *	14	2-7	.286	0-0	.000	2-4	.500	4	2	0	1	2	0	6
at Penn State *	11	0-2	.000	0-0	.000	7-8	.875	4	3	1	1	0	0	7
Wisconsin *	17	2-2	1.000	0-0	.000	0-0	.000	6	1	1	0	0	1	4
at Minnesota *	21	2-7	.286	0-0	.000	2-2	1.000	3	1	1	0	2	1	6
at Indiana *	13	0-0	.000	0-0	.000	1-2	.500	5	4	0	3	1	1	1
Purdue *	19	2-3	.667	0-0	.000	0-0	.000	2	3	0	0	2	0	4
at Michigan State *	18	2-6	.333	0-0	.000	0-0	.000	3	3	0	1	0	3	4
Illinois *	20	5-7	.714	0-0	.000	1-2	.500	2	1	0	0	1	1	11
vs. Northwestern *	15	0-1	.000	0-0	.000	0-0	.000	0	2	1	0	1	1	0
vs. Tennessee *	30	8-11	.727	0-0	.000	0-0	.000	8	4	1	10	0	0	16
<b>Totals = 33 games</b>	<b>558</b>	<b>70-136</b>	<b>.515</b>	<b>0-0</b>	<b>.000</b>	<b>49-69</b>	<b>.710</b>	<b>130</b>	<b>84</b>	<b>27</b>	<b>34</b>	<b>19</b>	<b>18</b>	<b>189</b>
	<b>16.9</b>							<b>3.9</b>						<b>5.7</b>

# INDIVIDUAL CAREER GAME-BY-GAME STATS

## 2014-2015

Opponent	Min.	FG-FGA	PCT	3-PT. FG	PCT	FT-FTA	PCT	REB	PF	A	TO	BLK	STL	PTS
Hampton *	20	3-6	.500	0-0	.000	1-2	.500	4	3	0	3	0	0	7
North Dakota St *	21	5-6	.833	0-0	.000	0-0	.000	11	1	1	3	1	0	10
vs. Texas *	29	4-7	.571	0-0	.000	2-5	.400	8	2	2	2	0	2	10
vs. Syracuse *	28	5-8	.625	0-0	.000	2-3	.667	5	4	2	2	0	1	12
Pepperdine *	25	3-9	.333	0-0	.000	1-3	.333	5	4	0	0	0	1	7
Northern Illinois *	20	5-7	.714	0-0	.000	2-2	1.000	6	3	0	2	1	0	12
Longwood *	14	2-2	1.000	0-0	.000	2-2	1.000	5	3	0	1	0	1	6
at North Carolina *	23	5-7	.714	0-0	.000	1-2	.500	7	4	0	1	0	0	11
UMBC *	15	2-5	.400	0-0	.000	1-2	.500	4	1	0	0	0	0	5
Alcorn State *	18	1-6	.167	0-0	.000	0-0	.000	4	1	0	2	1	0	2
Iowa State *	22	2-7	.286	0-0	.000	2-2	1.000	6	2	2	2	1	0	6
vs. UNI *	17	1-9	.111	0-0	.000	3-4	.750	5	3	0	2	1	0	5
North Florida *	15	0-2	.000	0-0	.000	3-4	.750	8	2	2	3	1	0	3
at Ohio State *	18	1-3	.333	0-0	.000	0-1	.000	4	4	2	3	1	0	2
Nebraska *	18	1-3	.333	0-0	.000	1-2	.500	2	2	1	2	0	1	3
Michigan State *	15	1-3	.333	0-0	.000	3-4	.750	3	2	1	1	0	0	5
at Minnesota *	23	3-5	.600	0-0	.000	3-5	.600	8	3	0	2	0	1	9
Ohio State *	28	6-10	.600	0-0	.000	1-3	.333	10	3	1	0	1	0	13
at Wisconsin *	22	0-2	.000	0-0	.000	1-2	.500	5	3	0	0	0	0	1
at Purdue *	17	2-2	1.000	0-0	.000	3-4	.750	1	5	0	0	0	2	7
Wisconsin *	18	45	.800	0-0	.000	0-1	.000	3	3	0	0	0	0	8
at Michigan *	27	5-9	.556	0-0	.000	1-2	.500	7	2	6	1	0	0	11
Maryland *	28	6-7	.857	0-0	.000	4-4	1.000	5	3	2	2	1	1	16
Minnesota *	22	2-3	.667	0-0	.000	0-2	.000	3	5	2	2	0	0	4
at Northwestern *	28	0-5	.000	0-0	.000	3-8	.375	2	2	3	1	0	0	3
Rutgers *	13	3-4	.750	0-0	.000	1-2	.500	2	0	0	1	0	1	7
at Nebraska *	21	1-3	.333	0-0	.000	2-2	1.000	7	2	0	1	0	3	4
Illinois *	20	0-3	.000	0-0	.000	1-3	.333	9	3	0	2	1	1	1
at Penn State *	19	1-6	.167	0-0	.000	0-0	.000	4	4	0	1	1	1	2
at Indiana *	18	3-6	.500	0-0	.000	0-0	.000	5	2	0	2	1	1	6
Northwestern *	24	5-8	.625	0-0	.000	3-4	.750	5	0	2	0	0	1	13
vs. Penn State *	12	0-2	.000	0-0	.000	2-4	.500	2	4	0	1	0	0	2
vs. Davidson *	21	4-6	.667	0-0	.000	0-1	.000	8	2	1	1	0	1	8
vs. Gonzaga *	18	1-2	.500	0-0	.000	0-0	.000	3	5	0	1	1	0	2
<b>Totals = 34 games</b>	<b>697</b>	<b>87-178</b>	<b>.489</b>	<b>0-0</b>	<b>.000</b>	<b>49-85</b>	<b>.576</b>	<b>176</b>	<b>92</b>	<b>30</b>	<b>47</b>	<b>13</b>	<b>19</b>	<b>223</b>
	<b>20.5</b>							<b>5.2</b>						<b>6.6</b>





**Overall: 22-12**
**Big Ten: 12-6**
**Home: 14-4**
**Away: 7-3**
**Neutral: 1-5**

Date	Opponent	Result	Attend.	Top Scorer	Top Rebounder
Nov. 14	Hampton	W, 90-56	14,682	19, Aaron White	8, Peter Jok
Nov. 17	North Dakota State	W, 87-56	12,333	14, Gabriel Olaseni	11, Woodbury, Olaseni
^ Nov. 20	vs. #10 Texas	L, 57-71	11,541	23, Aaron White	8, White, Woodbury
^ Nov. 21	vs. #23 Syracuse	L, 63-66	11,255	20, Jarrod Uthoff	12, Aaron White
Nov. 24	Pepperdine	W, 72-61	12,979	17, Aaron White	9, Aaron White
Nov. 26	Northern Illinois	W, 70-49	14,357	14, White, Clemmons	6, Uthoff, Woodbury
Nov. 29	Longwood	W, 77-44	13,819	19, Aaron White	6, Uthoff, Olaseni
\$ Dec. 3	at #12 North Carolina	W, 60-55	18,040	16, Mike Gesell	11, Jarrod Uthoff
Dec. 6	UM-Baltimore County	W, 77-47	13,094	15, Olaseni, Jok	7, Gabriel Olaseni
Dec. 9	Alcorn State	W, 67-44	12,392	15, Aaron White	10, Gabriel Olaseni
+ Dec. 12	#13 Iowa State	L, 75-90	15,400	18, Aaron White	6, Jok, White, Woodbury
# Dec. 20	vs. Northern Iowa	L, 44-56	15,124	10, Mike Gesell	9, Jarrod Uthoff
Dec. 22	North Florida	W, 80-70	14,137	23, Aaron White	12, Jarrod Uthoff
* Dec. 30	at #18 Ohio State	W, 71-65	15,189	18, Uthoff, White	9, Aaron White
* Jan. 5	Nebraska	W, 70-59	12,789	23, Aaron White	9, Aaron White
* Jan. 8	Michigan State	L, 61-75	15,054	18, Gabriel Olaseni	10, Jarrod Uthoff
* Jan. 13	at Minnesota	W, 77-75	12,401	22, Jarrod Uthoff	8, Adam Woodbury
* Jan. 17	#25 Ohio State	W, 76-67	15,400	22, Aaron White	10, Adam Woodbury
* Jan. 20	at #5 Wisconsin	L, 50-82	17,279	12, Jarrod Uthoff	5, Adam Woodbury
* Jan. 24	at Purdue	L, 63-67	12,068	18, Mike Gesell	16, Gabriel Olaseni
* Jan. 31	#5 Wisconsin	L, 63-74	15,400	15, Aaron White	7, Aaron White
* Feb. 5	at Michigan	W, 72-54	12,490	16, Jarrod Uthoff	9, Jarrod Uthoff
* Feb. 9	#16 Maryland	W, 71-55	15,400	17, Aaron White	8, Aaron White
* Feb. 12	Minnesota	L, 59-64	13,756	17, Jarrod Uthoff	8, Aaron White
* Feb. 16	at Northwestern	L, 61-66 (OT)	7,714	25, Jarrod Uthoff	13, Aaron White
* Feb. 19	Rutgers	W, 81-47	12,594	14, Jarrod Uthoff	8, Aaron White
* Feb. 22	at Nebraska	W, 74-46	15,933	18, Aaron White	11, Aaron White
* Feb. 25	Illinois	W, 68-60	14,831	28, Aaron White	10, Jarrod Uthoff
* Feb. 28	at Penn State	W, 81-77 (OT)	9,894	21, Aaron White	14, Aaron White
* March 3	at Indiana	W, 77-63	17,472	21, Aaron White	8, Gabriel Olaseni
* March 7	Northwestern	W, 69-52	15,400	25, Aaron White	8, White, Uthoff
% March 12	vs. Penn State	L, 58-67	16,028	21, Aaron White	13, Aaron White
~ March 20	vs. Davidson	W, 83-52	14,852	26, Aaron White	9, Jarrod Uthoff
~ March 22	vs. Gonzaga	L, 68-87	14,901	20, Jarrod Uthoff	8, Jarrod Uthoff

^ - 2K Classic -- New York, New York

\$ - ACC / Big Ten Challenge

+ - Iowa Corn Cy-Hawk Series

# - Hy-Vee Big Four Classic -- Des Moines, Iowa

\* - Big Ten Conference Game

% - Big Ten Tournament -- Chicago

~ - NCAA Tournament - Seattle

Attendance Summary	Games	Totals	Average
Home	18	253,817	14,101
Away	10	138,480	13,848
Neutral	6	83,701	13,950
<b>Totals</b>	<b>34</b>	<b>475,998</b>	<b>14,000</b>

## OVERALL GAMES: 22-12

Player	GP-GS	FG-FGA	PCT	3-pt. FG-FGA	PCT	FT-FTA	PCT	REB	AVG	PF-D	AST	TO	BK	ST	PTS	AVG	MIN
White	34-34	171-328	.521	21-59	.356	195-238	.819	248	7.3	53-1	48	41	16	45	558	16.4	31.5
Uthoff	34-34	156-363	.430	54-145	.372	56-76	.737	218	6.4	52-0	59	35	56	38	422	12.4	30.3
Olaseni	34-1	92-177	.520	0-0	.000	90-120	.750	164	4.8	92-2	15	38	54	10	274	8.1	18.6
Gesell	34-34	97-238	.408	16-60	.267	42-61	.689	66	1.9	58-1	135	61	5	33	252	7.4	25.5
Jok	34-21	83-232	.358	36-105	.343	37-41	.902	88	2.6	63-1	44	43	4	19	239	7.0	19.9
Woodbury	34-33	87-178	.489	0-0	.000	49-85	.576	176	5.2	92-3	30	47	13	19	223	6.6	20.5
Clemmons	34-12	48-126	.381	22-59	.373	45-60	.750	66	1.9	53-0	64	38	1	24	163	4.8	19.9
Oglesby	33-1	35-124	.282	28-96	.292	9-9	1.00	62	1.9	28-0	48	21	2	11	107	3.2	18.9
Dickerson	15-0	17-49	.347	4-13	.308	3-10	.300	7	0.5	15-0	18	15	0	7	41	2.7	9.7
Uhl	33-0	26-72	.361	5-27	.185	11-21	.524	61	1.8	25-0	14	23	7	8	68	2.1	10.0
Ellingson	7-0	4-8	.500	4-6	.667	1-2	.500	0	0.0	1-0	4	1	0	1	13	1.9	4.6
Denning	9-0	3-7	.429	1-5	.200	0-0	.000	2	0.2	1-0	1	1	0	1	7	0.8	2.8
Rose	8-0	1-1	1.000	1-1	1.000	0-0	.000	0	0.0	0-0	1	1	0	0	3	0.4	2.0
Ukah	10-0	1-2	.500	0-0	.000	0-0	.000	7	0.7	3-0	1	2	0	2	2	0.2	2.4
Team								109				10					
<b>TOTAL</b>	<b>34</b>	<b>821-1905</b>	<b>.431</b>	<b>192-576</b>	<b>.333</b>	<b>538-723</b>	<b>.744</b>	<b>1274</b>	<b>37.5</b>	<b>536-8</b>	<b>482</b>	<b>377</b>	<b>158</b>	<b>218</b>	<b>2372</b>	<b>69.8</b>	<b>40.0</b>
<b>OPP.</b>	<b>34</b>	<b>754-1903</b>	<b>.396</b>	<b>227-696</b>	<b>.326</b>	<b>384-553</b>	<b>.694</b>	<b>1136</b>	<b>33.4</b>	<b>607-8</b>	<b>411</b>	<b>417</b>	<b>121</b>	<b>200</b>	<b>2119</b>	<b>62.3</b>	<b>40.0</b>

<b>Score by Periods:</b>	<b>1</b>	<b>2</b>	<b>OT</b>	<b>Total</b>
Iowa	1171	1181	20	2372
Opponents	934	1164	21	2119

## BIG TEN GAMES ONLY: 12-6 (T-3RD)

Player	G-GS	FG-FGA	PCT	3-pt. FG-FGA	PCT	FT-FTA	PCT	REB	AVG	PF/D	AST	TO	BK	ST	PTS	AVG	MIN
White	18-18	88-173	.509	12-32	.375	98-128	.766	135	7.5	29-1	20	14	10	16	286	15.9	32.8
Uthoff	18-18	86-190	.453	33-81	.407	34-43	.791	108	6.0	29-0	34	16	31	19	239	13.3	32.9
Olaseni	18-1	45-88	.511	0-0	.000	58-77	.753	76	4.2	48-1	7	20	13	6	148	8.2	18.3
Jok	18-17	52-133	.391	22-60	.367	18-22	.818	51	2.8	37-1	28	25	2	10	144	8.0	22.0
Gesell	18-18	55-122	.451	5-24	.208	13-23	.565	40	2.2	34-0	68	32	4	18	128	7.1	25.8
Woodbury	18-17	44-87	.506	0-0	.000	27-49	.551	85	4.7	48-2	20	21	6	13	115	6.4	21.1
Dickerson	3-0	5-8	.625	3-3	1.000	2-5	.400	1	0.3	2-0	2	3	0	0	15	5.0	7.7
Clemmons	18-0	23-55	.418	8-22	.364	27-36	.750	31	1.7	30-0	40	17	1	10	81	4.5	19.2
Oglesby	17-1	18-51	.353	14-41	.341	2-2	1.00	24	1.4	19-0	20	12	0	4	52	3.1	19.4
Uhl	18-0	12-38	.316	3-13	.231	7-12	.583	28	1.6	11-0	8	15	3	5	34	1.9	9.7
Ukah	3-0	1-2	.500	0-0	.000	0-0	.000	4	1.3	1-0	1	1	0	1	2	0.7	2.7
Ellingson	1-0	0-0	.000	0-0	.000	0-0	.000	0	0.0	0-0	0	0	0	0	0	0.0	0.0
Denning	3-0	0-1	.000	0-1	.000	0-0	.000	0	0.0	1-0	0	0	0	1	0	0.0	3.7
Rose	3-0	0-0	.000	0-0	.000	0-0	.000	0	0.0	0-0	0	1	0	0	0	0.0	1.7
Team								49				3					
<b>IOWA</b>	<b>18</b>	<b>483-1042</b>	<b>.464</b>	<b>98-285</b>	<b>.344</b>	<b>345-476</b>	<b>.725</b>	<b>667</b>	<b>37.1</b>	<b>339-5</b>	<b>266</b>	<b>204</b>	<b>85</b>	<b>130</b>	<b>1409</b>	<b>78.3</b>	<b>40.0</b>
<b>OPP.</b>	<b>18</b>	<b>455-1016</b>	<b>.448</b>	<b>127-361</b>	<b>.352</b>	<b>287-396</b>	<b>.725</b>	<b>578</b>	<b>32.1</b>	<b>388-9</b>	<b>232</b>	<b>229</b>	<b>69</b>	<b>119</b>	<b>1324</b>	<b>73.6</b>	<b>40.0</b>

<b>Score by Periods:</b>	<b>1</b>	<b>2</b>	<b>OT</b>	<b>Total</b>
Iowa	680	721	8	1409
Opponents	613	701	10	1324

CATEGORY		IOWA		OPPONENTS
<u>Points</u>	High	90	Hampton	90 Iowa State
	Low	44	Northern Iowa	44 Longwood/Alcorn State
<u>FG Made</u>	High	35	Davidson	34 Iowa State
	Low	14	Northern Iowa	15 Longwood
<u>FG Att.</u>	High	71	Longwood/Iowa State	69 Penn State
	Low	42	Maryland	42 Northwestern
<u>FG%</u>	High	.643	Maryland	.615 Gonzaga
	Low	.263	Penn State	.269 North Dakota State
<u>3FG Made</u>	High	9	Hampton/NDSU/Longwood	12 Three times
	Low	2	Michigan State	0 Alcorn State
<u>3FG Att.</u>	High	30	Longwood	28 Penn State/Davidson
	Low	7	Wisconsin	8 Alcorn State
<u>3FG%</u>	High	.571	Wisconsin	.706 Michigan State
	Low	.150	North Carolina	.000 Alcorn State
<u>FTM</u>	High	31	Nebraska	21 Wisconsin
	Low	4	Wisconsin/Michigan	4 Davidson
<u>FTA</u>	High	38	Nebraska	26 Pepperdine/Wisconsin
	Low	6	Michigan	7 North Florida
<u>FT% (min. 10)</u>	High	.929	North Florida	.938 Illinois
	Low	.400	Wisconsin	.400 Davidson
<u>Off. Reb.</u>	High	24	Purdue	24 North Carolina
	Low	5	Maryland	1 Northwestern
<u>Def. Reb.</u>	High	39	North Dakota State	33 Iowa State
	Low	15	Gonzaga	11 Maryland
<u>Total Reb.</u>	High	49	Penn State	46 North Carolina
	Low	22	Gonzaga	17 Michigan
<u>Assists</u>	High	21	Longwood	22 Iowa State
	Low	7	Wisconsin	5 Nebraska
<u>Steals</u>	High	16	UMBC	10 Hampton/Syracuse
	Low	0	Wisconsin	1 Davidson
<u>Blocks</u>	High	12	Northern Illinois	12 Northwestern
	Low	2	Seven times	0 Pepperdine
<u>Turnovers</u>	High	19	Maryland	26 UMBC
	Low	4	Northwestern	1 Wisconsin
<u>Fouls</u>	High	21	Wisconsin	25 Hampton/Illinois
	Low	10	Michigan	9 Wisconsin

**GAME-BY-GAME SPECIALTY STATS**

Date	Opponent	Pts. Off	Pts. in	2nd	Bench
		TO's	Paint	Chance	Points
		IA-Opp.	IA-Opp.	IA-Opp.	IA-Opp.
11/14	Hampton	23-9	32-24	20-8	37-22
11/17	North Dakota State	24-17	32-12	11-13	36-16
11/20	vs. #10 Texas	15-18	16-36	10-11	10-22
11/21	vs. #23 Syracuse	14-20	28-38	15-13	8-2
11/24	Pepperdine	22-4	32-18	11-9	8-2
11/26	Northern Illinois	22-13	26-20	9-21	28-8
11/29	Longwood	21-10	32-18	10-0	40-7
12/3	at #12 N. Carolina	8-14	18-28	12-16	7-9
12/4	UMBC	34-9	34-33	11-11	10-4
12/9	Alcorn State	9-4	30-28	11-8	28-12
12/12	#13 Iowa State	7-11	30-40	10-6	31-22
12/20	vs. Northern Iowa	8-16	14-22	5-2	12-28
12/22	North Florida	18-11	22-28	9-6	20-18
12/30	at #18 Ohio State	11-12	20-30	13-9	19-10
1/5	Nebraska	11-9	22-34	9-5	27-8
1/8	Michigan State	10-12	30-24	4-11	18-8
1/13	at Minnesota	4-16	26-32	17-8	15-40
1/17	#25 Ohio State	15-11	30-26	11-15	16-11
1/20	at #5 Wisconsin	1-11	12-36	9-9	2-5
1/24	at Purdue	11-7	24-38	18-9	22-23
1/31	#5 Wisconsin	8-8	32-26	7-16	17-6
2/5	at Michigan	8-11	42-16	13-7	8-10
2/9	#16 Maryland	20-16	38-18	2-7	7-9
2/12	Minnesota	4-19	18-24	12-10	9-20
2/15	at Northwestern	10-7	12-18	13-9	15-21
2/19	Rutgers	20-6	32-22	6-8	32-24
2/22	at Nebraska	9-8	30-20	12-8	19-15
2/25	Illinois	14-14	26-20	3-13	22-24
2/28	at Penn State	20-13	28-26	15-10	27-20
3/3	at Indiana	14-10	28-24	17-8	23-21
3/7	Northwestern	19-9	32-12	16-0	22-15
3/12	vs. Penn State (BTT)	9-12	18-26	13-6	6-11
3/20	vs. Davidson (NCAA)	9-3	36-26	13-5	14-2
3/22	vs. Gonzaga (NCAA)	14-22	32-40	8-14	14-23

**IOWA AND OPPONENT INDIVIDUAL HIGH PERFORMANCES**

CATEGORY		IOWA		OPPONENTS
<u>Points</u>	29	Aaron White vs. Illinois	27	D'Angelo Russell (Ohio State)
<u>Field Goals Made</u>	11	Aaron White vs. Davidson	10 (10-22)	Two players, last by Kyle Wiltjer (Gonzaga)
<u>Field Goals Attempted</u>	19	Jarrod Uthoff vs. Gonzaga	22 (10-22)	D'Angelo Russell (Ohio State)
<u>Field Goal Percentage (min. 5 made)</u>	.857 (6-7)	Adam Woodbury vs. Maryland	.857 (6-7)	Dustin Hogue (Iowa State)
<u>3-Point Field Goals Made</u>	5 (5-11)	Jarrod Uthoff vs. Northwestern	7 (7-8)	Travis Trice (Michigan State)
<u>3-Point Field Goals Attempted</u>	11 (5-11)	Jarrod Uthoff vs. Northwestern	12 (3-12)	Marcus Paige (North Carolina)
<u>3-Point Field Goals Pct. (min. 4 made)</u>	.800 (4-5)	Jarrod Uthoff vs. Hampton	.875 (7-8)	Travis Trice (Michigan State)
<u>Free Throws Made</u>	14 (14-16)	Aaron White vs. Texas	9 (9-10)	Rayvonte Rice (Illinois)
<u>Free Throws Attempted</u>	16 (14-16)	Aaron White vs. Texas	10	Three players, last by Rayvonte Rice (Illinois)
<u>Free Throw Pct. (min. 7 made)</u>	1.000 (10-10)	Aaron White vs. North Carolina	.900 (9-10)	Rayvonte Rice (Illinois)
<u>Offensive Rebounds</u>	11	Gabriel Olaseni vs. Purdue	8	Jordan Threloff (Northern Illinois)
<u>Defensive Rebounds</u>	12	Aaron White vs. Penn State	13	Branden Dawson (Michigan State)
<u>Total Rebounds</u>	16	Gabriel Olaseni at Purdue	15	Branden Dawson (Michigan State)
<u>Assists</u>	9	Twice, last by Mike Gesell vs. Northwestern	8	Kaleb Joseph (Syracuse)
<u>Steals</u>	5	Twice, last by Mike Gesell at Penn State	6	Geno Thorpe (Penn State)
<u>Blocks</u>	5	Three times, last by Uthoff at North Carolina	5	Alex Olah (Northwestern)
<u>Turnovers</u>	5	Peter Jok at Indiana	6	Six times, last by Ahmad Starks (Illinois)



**Season Bests**

<u>Player</u>	<u>Points</u>	<u>3-Pointers</u>	<u>Rebounds</u>	<u>Assists</u>	<u>Blocks</u>	<u>Steals</u>
Nicholas Baer	---	---	---	---	---	---
Anthony Clemmons	14, NIU	3, twice	5, twice	7, Rutgers	---	3, twice
Kyle Denning	3, Davidson	1, Davidson	1, twice	1, NDSU	---	1, Rutgers
Brady Ellingson	6, Longwood	2, Longwood	---	2, Longwood	---	1, NIU
Mike Gesell	18, Purdue	3, Pepperdine	4, twice	9, twice	1, five times	5, Penn State
Peter Jok	16, Minnesota	4, UMBC	9, Purdue	4, Michigan	1, four times	3, twice
Josh Oglesby	12, Penn State	4, Penn State	6, Alcorn State	4, twice	1, twice	2, three times
Gabriel Olaseni	18, twice	---	16, Purdue	2, three times	5, twice	1, ten times
Charlie Rose	3, NDSU	1, NDSU	---	1, Davidson	---	---
Dom Uhl	11, Alcorn State	2, Hampton	6, twice	2, Longwood	1, seven times	2, twice
Okey Ukah	---	---	3, Rutgers	1, Rutgers	---	1, twice
Jarrod Uthoff	25, Northwestern	5, Northwestern	12, North Florida	5, twice	5, twice	4, Rutgers
Aaron White	29, Illinois	3, Illinois	14, Penn State	6, Hampton	2, twice	5, North Florida
Adam Woodbury	16, Maryland	---	11, NDSU	6, Michigan	1, twelve times	3, Nebraska

**Career Bests**

<u>Player</u>	<u>Points</u>	<u>3-Pointers</u>	<u>Rebounds</u>	<u>Assists</u>	<u>Blocks</u>	<u>Steals</u>
Nicholas Baer	---	---	---	---	---	---
Anthony Clemmons	14, twice	3, twice	5, twice	9, Coppin St., '12	2, Omaha, '13	3, five times
Kyle Denning	6, SCSU, '12	2, SCSU, '12	1, four times	2, twice	---	1, three times
Brady Ellingson	6, Longwood, '14	2, Longwood, '14	---	2, Longwood, '14	---	1, NIU, '14
Mike Gesell	23, UNI, '12	4, twice	6, twice	9, twice	1, nineteen times	5, Penn State, '15
Peter Jok	16, Minnesota, '15	4, UMBC, '14	9, Purdue, '15	4, three times	1, six times	3, twice
Josh Oglesby	24, Indiana, '12	6, Indiana, '12	6, Alcorn State, '14	4, three times	2, Wichita St., '12	3, Purdue, '14
Gabriel Olaseni	18, twice	---	16, Purdue, '15	3, Nebraska	7, Illinois, '13	2, three times
Charlie Rose	3, NDSU, '14	1, NDSU, '14	---	1, Davidson, '15	---	---
Dom Uhl	11, Alcorn State, '14	2, Hampton, '14	6, twice	2, Longwood, '14	1, seven times	2, twice
Okey Ukah	2, UTEP, '13	---	3, Rutgers	1, Rutgers, '15	1, UMES, '13	1, twice
Jarrod Uthoff	22, Minnesota, '15	4, twice	12, North Florida, '14	5, twice	5, twice	4, Rutgers, '15
Aaron White	29, Illinois, '15	3, Illinois, '15	17, Iowa State, '13	7, Notre Dame, '13	3, three times	5, North Florida, '14
Adam Woodbury	16, twice	---	11, twice	6, Michigan, '15	3, three times	3, twice



**HAWKEYES BEAT DAVIDSON IN NCAA TOURNAMENT**

- Iowa won its first NCAA Tournament game since 2001 with an 83-52 win over Davidson in Seattle. The 31-point margin of victory is its biggest in program history in an NCAA Tournament game, surpassing Iowa's 29-point margin over Penn State in its first-ever NCAA Tournament game in 1955 (82-53). It also marked the largest margin of victory in NCAA Tournament history in a 7/10 matchup.
- Aaron White (26), Mike Gesell (15), and Peter Jok (12) outscored the entire Davidson team by one (53-52).
- Aaron White poured in a game-high 26 points (11-of-14 FG and 3-of-3 FT), including a personal 13-2 run over Davidson in the second half. The 26 points are the most by a Hawkeye in an NCAA Tournament game since Dean Oliver had 26 in a loss to Kentucky in the second round of the NCAA Tournament.
- Peter Jok's 12 points mark the second straight NCAA Tournament game that he registered double figures; he posted 10 against Tennessee in the first round in 2014.
- Iowa's 83 points are the most by an Iowa team in an NCAA Tournament game since Iowa tallied 98 in a 98-92 win over Texas in 1992.
- Iowa dominated the glass, grabbing 16 more boards than the Wildcats (46-30).
- Junior Mike Gesell dished out a game-high six assists, which are the most by a Hawkeye in an NCAA Tournament game since Dean Oliver had six against UAB in 1999.
- Iowa shot 50.7 percent (35-of-69) from the field, marking the first time Iowa shot 50 percent or better from the field since its win at Nebraska on Feb. 22 (50 percent).
- Iowa committed only five turnovers, which are the second fewest by an Iowa team in an NCAA Tournament game (three versus Virginia in 1997).
- Iowa improved to 4-0 all-time in games played on March 20.

**GONZAGA SHOOTS DOWN HAWKEYES IN NCAA TOURNAMENT**

- Gonzaga shot a blistering 61.5 percent from the field, including 62.5 percent from 3-point range in an 87-68 victory over Iowa in the NCAA Tournament third round played in Seattle.
- Senior Aaron White finished with 19 points and a game-high three steals. The 19 points ended White's streak of six straight games of reaching the 20-point plateau.
- Junior Jarrod Uthoff led the team with 20 points and eight rebounds.
- Junior guard Anthony Clemmons netted 10 points, equaling a career high with three 3-pointers.
- Junior Mike Gesell contributed nine points and dished out a game-high five assists.
- Gonzaga outscored Iowa 30-15 via the 3-point field goal and 13-7 at the foul line.
- Iowa dropped to 2-2 all-time on games played on March 22.

**IOWA HISTORY**

Iowa has played 2,674 games since beginning basketball in 1902. Iowa's overall record is 1,572-1,102 (.588). That includes a 1,003-353 (.740) record in home games, a 565-746 (.431) record in contests away from Iowa City, a 741-751 (.497) mark in Big Ten games and a 407-127 (.762) record in Carver-Hawkeye Arena.

**3 HAWKEYES EARN POSTSEASON BIG TEN HONORS**

Seniors Aaron White and Gabriel Olaseni, and juniors Jarrod Uthoff and Mike Gesell, earned postseason accolades. After earning third-team All-Big Ten honors a year ago, White became the 25th Hawkeye in program history to be named to the first team (media and coaches). With Devyn Marble earning first team laurels a year ago, this marks the first time since 2007 Iowa players made the All-Big Ten first team in back-to-back years.

Uthoff was named to the third team by the coaches and was honorable mention by the media. It marked the fourth straight season, Iowa had a player named to the third team. Olaseni was named the conference's Sixth Man of the Year, becoming just the second Hawkeye to earn that distinction. Gesell was named the team's Big Ten Sportsmanship honoree.

**WHITE NAMED TO USBWA, NABC DISTRICT TEAM**

Aaron White was named to the 10-player All-District VI team by the United States Basketball Writers Association (USBWA) and also the NABC All-District team. The native of Strongsville, Ohio, becomes the second Hawkeye in as many years to garner all-district accolades (Roy Devyn Marble in 2014). District six includes players from the state of Iowa, Missouri, Kansas, Oklahoma, Nebraska, North Dakota, and South Dakota.

White (6-foot-9, 220 pounds) started all 34 games, leading the team in scoring (16.4 ppg) and rebounding (7.3 rpg). He helped the Hawkeyes win 12 conference games for the first time in 18 years. He was also instrumental in leading Iowa to seven true road victories -- the most by a Hawkeye team since 1987.

**IMPROVED DEFENSE**

After allowing 70.3 points a year ago, the Iowa defense has improved this season, allowing eight fewer points per game (62.3). The +8.0 improvement ranks in the top 20 among the seven major conferences. Also, opponents shot .415 from the field last season compared to .396 in 2014-15.

The last time Iowa allowed 62.3 points or fewer was 2009 (62.3).

**STEALS MAKING A DIFFERENCE**

In Iowa's 22 wins, the Hawkeyes averaged 7.7 steals per game, compared to four in their 12 defeats. The +3.7 steals per game difference in wins versus losses was second largest in the country behind Minnesota (+5.7).

**FINDING WAYS TO SCORE**

Aaron White ranked second in the country in highest percentage of points scored from free throws (minimum 500 total points) behind Maryland's Melo Trimble (36.4 percent). The Hawkeye senior scored 195 of his 558 points (34.9 percent) from the charity stripe.

On Jan. 5 against Nebraska, White surpassed Roy Marble as Iowa's all-time leader in free throws. He finished his illustrious career third on the Big Ten's free throws made chart. No other player made more free throws than White the last 50 years.

White attempted 10+ free throws 12 times in 2014-15, including 27 times in his career. Only four active players in the nation have accomplished that feat more than White.

White made 195 free throws this season, which are the most by any Iowa senior in program history.

**SELECT COMPANY**

Aaron White was the only Division I player this past season to have the following career numbers: 1,800+ points, 900+ rebounds, 175+ assists, and 125+ steals. He is the only Hawkeye ever to post those numbers in the program's history.

Also, his 16 career double-doubles ranked second among Big Ten players in 2014-15; Michigan State's Branden Dawson ranked first with 18.

**STREAKING**

Iowa lost its first round game of the Big Ten Tournament to Penn State, but finished the regular season winning its last six games. It marked the first time since 1987 that a Hawkeye team won six consecutive Big Ten games. It also marked the first time since 1955 that the Hawkeyes won their final six contests of the regular season. Iowa's 1955 squad, which advanced to the Final Four, won its final 14 games of the regular season.

Iowa won its final three road games of the season (Nebraska, Penn State, and Indiana). The last a Hawkeye team won its final three regular season road games was 1984 (Wisconsin, Minnesota, and Northwestern).

Iowa has won 20-or more games for three straight seasons. The Hawkeyes won 21 regular season games, which is the highest regular season total for Iowa under Fran McCaffery and the most since 2006 (22).

**WHITE JOINS ELITE LIST**

Aaron White finished his Hawkeye career with 1,859 points and 901 rebounds. The Hawkeye senior is one of only 10 players in conference history to amass more than 1,850 points and 900 rebounds.

**Big Ten players with 1,850+ points and 900+ rebounds**

RUT	Phil Sellers (2,399 points and 1,111 rebounds)
MSU	Greg Kelser (2,014 points and 1,092 rebounds)
<b>IOWA</b>	<b>Aaron White (1,859 points and 900 rebounds)</b>
IND	Alan Henderson (1,979 points and 1,091 rebounds)
WIS/OSU	Brad Sellers (1,960 points and 1,153 rebounds)
OSU	Herb Williams (2,011 points and 1,111 rebounds)
PUR	Joe Barry Carroll (2,175 points and 1,145 rebounds)
OSU	Jerry Lucas (1,990 points and 1,411 rebounds)
MINN	Mychal Thompson (1,992 points and 956 rebounds)
PUR	Terry Dischinger (1,979 points and 958 rebounds)

**ON POINT**

Mike Gesell joins Dean Oliver and Jeff Horner as the only Iowa players in the program's history to amass 800+ points, 350+ assists, 200+ rebounds, and 100+ steals his freshman through junior seasons.

His 135 assists in 2014-15 rank as the sixth most by an Iowa junior in program history. His 4.0 assists average this season was ninth best among Big Ten players.

Gesell scored 15 points and dished six assists in Iowa's win over Davidson. He scored in double figures for the 10th time in 2014-15 and had five or more assists for the 12th time after being credited with five assists against Gonzaga. His six assists versus Davidson are the most for an Iowa player in the NCAA Tournament since Dean Oliver had six in a win over UAB in 1999.

**IOWA'S STATISTICAL COMPARISONS**

	All Games	Big Ten	Home Games	Away Games	Iowa Wins	Iowa Losses
Record	22-12	12-6	14-4	8-8	22-0	0-12
Points	69.8	69.1	72.9	66.2	75.0	60.2
Opp. Pts	62.3	63.8	59.4	65.6	57.0	72.1
FG%	.431	.453	.452	.407	.462	.374
FG Def.	.396	.410	.378	.416	.359	.467
3-PT%	.333	.361	.340	.326	.349	.301
3-pt. Def.	.326	.335	.335	.317	.291	.400
FT%	.744	.720	.741	.748	.764	.703
REB	37.5	35.0	37.4	37.5	38.8	35.1
AST	14.2	13.8	15.8	12.4	15.6	11.6
TO	11.1	10.1	11.6	10.6	11.3	10.8
STL	6.4	5.7	7.7	4.9	7.7	4.0
BLK	4.6	3.9	4.8	4.4	4.8	4.3

**HAWKEYE FAST BREAKS**

- Iowa posted five top-50 wins and nine total victories over top-100 teams in 2014-15.
- Iowa was 17-1 this season when scoring 70+ points and 19-2 when shooting at a higher percentage than its opponents.
- Iowa averaged a double-double out of its center position of Adam Woodbury and Gabriel Olaseni. The duo combine to average 14.6 points and 10 rebounds.
- The Hawkeyes were 10-2 when Gabriel Olaseni scores in double figures this season.
- Iowa was the first team in the country to post road wins over two ranked opponents: No. 12 North Carolina (60-55) on Dec. 3 and No. 18 Ohio State (71-65) on Dec. 30.
- The Hawkeyes won seven true road games. The last time Iowa won seven true road games was during the 1986-87 campaign.
- Iowa was one of only two teams to record a win at Ohio State this season (Wisconsin).
- Junior guard Anthony Clemmons made 17 of his last 19 (.895) free throw attempts combined the last eight games.
- Iowa had fewer than 10 turnovers in 11 games this year. Iowa had a season-low four turnovers at Northwestern (Feb. 15). Iowa's five turnover versus Davidson are the second lowest for the Hawkeyes in a NCAA Tournament game (since turnovers were first kept in 1979). Iowa had three turnovers in a 1997 tournament win over Virginia.
- Aaron White became just the third Hawkeye to register 21+ points and 14+ rebounds in a Big Ten road game (at Penn State on Feb. 28) since 1996-97 (Jared Reiner at Indiana in 2003 and Greg Brunner at Indiana in 2004).
- Mike Gesell's five assists against Gonzaga moved the point guard into a tie with Kenny Arnold (1979-82) for eighth place in career assists (352).
- All five starters reached double figures at Michigan for the first time in a conference game since Feb. 7, 2004 (vs. Indiana).
- Aaron White's 29 points on Feb. 25, are the most by an Iowa player vs. Illinois since James Moses had 30 in 1991. Also, White became just the second player since 1997 to register 29+ points and 9+ rebounds against Illinois (Ohio State's Evan Turner in 2010).
- Iowa's 18-point win against Michigan in Ann Arbor is its largest since winning by 18 on Feb. 8, 1954.
- Iowa's 34-point win over Rutgers is the largest by a Big Ten team in league play this year and the biggest by an Iowa team in conference play since a 91-57 win over Northwestern in 1998.



- Adam Woodbury collected six assists to go along with his 11 points at Michigan. Woodbury became just the third Big Ten 7-footer to post 10+ points and 6+ assists in a game since 1996-97.
- Gabriel Olaseni scored 18 points in consecutive games against Nebraska (Jan. 5) and Michigan State (Jan. 8). The London native became just the fifth Big Ten player since 2006 to record back-to-back 18-point games off the bench (Indiana's Will Sheehey in 2012; Michigan's DeShawn Sims in 2008; Minnesota's Lawrence McKenzie in 2007; and Ohio State's Dequan Cook in 2006).
- Iowa had four players post two or more double-doubles in 2014-15 (Adam Woodbury, Jarrod Uthoff, Gabriel Olaseni, and Aaron White). Iowa and Michigan State were the only Big Ten schools to have four players with multiple double-doubles in 2014-15.
- Iowa is 39-6 when scoring 80 points or more, the last five seasons. The Hawkeyes are 55-2 when holding opponents to fewer than 61 points, the last five years.
- Aaron White was named to the 2K Classic All-Tournament team, averaging a double-double in the two games played in New York City against Texas and Syracuse (14 points and 10 rebounds).
- Adam Woodbury was named Big Ten Player of the Week by the website *College Sports Madness* on Feb. 9 after helping lead Iowa to wins at Michigan and at home against Maryland.

#### **STEADY IMPROVEMENT...**

Since Fran McCaffery was named head coach at Iowa in 2010, he has guided the Hawkeyes to improvement each season.

Year	Record	Big Ten Finish	Postseason
2011	11-20	4-14 (10th)	N/A
2012	18-17	8-10 (T-7th)	NIT Second Round
2013	25-13	9-9 (6th)	NIT runners-up
2014	20-13	9-9 (6th)	NCAA First Round
2015	22-12	12-6 (T-3rd)	NCAA Third Round

#### **WHITE HOT**

Aaron White's play this season garnered the Hawkeye senior first-team All-Big Ten, and USWBA, NABC and *Basketball Times* All-District honors. The last nine games, White averaged 21.4 points and 8.3 rebounds. During the nine-game stretch, he shot 56.3 percent (63-of-112) from the field, 60 percent (12-of-20) from 3-point range, and 85.9 percent (55-of-64) from the foul line. His average of 21.4 since Feb. 16, was tops in the Big Ten.

White led Iowa to a win over Davidson in the NCAA Tournament second round, scoring 26 points (11-of-14 field goals), including a stretch of 13 straight in the second half. He added six rebounds, two assists, one steal and a blocked shot. White is the second Iowa player ever to have 26+ points, 5+ rebounds, 1+ assists, one steal, and one block in an NCAA Tournament game (Roy Marble in 1987).

White ranks second in Iowa history with 1,859 points, third with 901 rebounds, and is first with 140 games played. He is the only Hawkeye and one of only 10 Big Ten players ever to amass 1,850+ points and 900+ rebounds.

White ranked first on the team in rebounding (7.4), steals (1.3), and scoring (16.4), and fifth in assists (1.4) in 2014-15. White was the only player in the country to average 16+ points and 7+ rebounds, with a 50+ field goal percentage and 80+ free throw percentage. His rebounding and scoring averages ranked fourth

and fifth, respectively, in the Big Ten in 2014-15. White became only the second Hawkeye since 1985 to lead the team in scoring, rebounding, and steals in the same season (Greg Stokes in 1985).

White was the only player in the nation to shoot better than 55 percent from the field and 80 percent from the foul line in 2014. He shot 58 percent from the field and 81 percent from the charity stripe. Again during his senior season, White was the only player in the nation to shoot better than 50 percent from the field (52.1 percent) and 80 percent from the charity stripe (81.9 percent).

White became the fifth player, since 1960, to lead the Hawkeyes in rebounding three consecutive seasons. White joins Don Nelson (1960-62); Kevin Kunnert (1971-73); Bruce King (1975-77); and Greg Brunner (2004-06). He became the first player all-time to lead the Hawkeyes in rebounding all four seasons.

In Iowa's 12 conference wins, White averaged 19.4 points per game, compared to 8.8 in the six defeats (White saw limited action in loss at Purdue due to injury).

#### **OLASENI NAMED BIG TEN SIXTH MAN OF THE YEAR**

Senior Gabriel Olaseni became just the second Hawkeye to be recognized as the Big Ten's Sixth Man of the Year. Iowa's Doug Thomas earned the distinction in 2006.

Olaseni ranked third on the Hawkeyes in scoring (8.1), second in blocked shots (54) and free throw shooting (90-of-120), and fourth in rebounding (4.8).

Olaseni denied four or more shots five times this season, including five shots twice (Northern Illinois and Penn State). His 54 blocks are the third most by a Hawkeye senior in program history.

Among the Big Ten reserves this year, he ranked first in blocks (54), and second in rebounding (4.8) and scoring (8.1).

#### **UTHOFF, GESELL EARN ACADEMIC DISTINCTION**

Juniors Mike Gesell and Jarrod Uthoff were named Capital One Academic All-District first team honorees for their combined performance athletically and in the classroom. Gesell was also tabbed third team Academic All-America, becoming the first Hawkeye to accomplish the national distinction since Adam Haluska (first team) in 2007.

Gesell, a native of South Sioux City, Nebraska, is a finance major maintaining a 3.93 grade point average. He led the team in assists (135) and ranked sixth in the Big Ten in assist-to-turnover ratio (2.2). Gesell averaged 7.4 points per game. Last fall, Gesell earned invitation to Beta Gamma Sigma, the National Scholastic Honor Society for business students at the University of Iowa who have garnered GPA's that place them in the top 10 percent of their class.

Uthoff, a native of Cedar Rapids, Iowa, is an economics major with a 3.34 GPA. Uthoff ranked second in team scoring (12.4), rebounding (6.4) and steals (38), and was first in blocked shots (56) and 3-point shooting (54-of-145, .372). He was the only Division I player with 50+ 3-pointers, 55+ blocks, and 35+ steals. He was named the Big Ten Player of the Week on Jan. 6, following his performances in Iowa wins over No. 18 Ohio State and Nebraska.

The Iowa women's basketball team also had two players recognized (Sam Logic and Ally Disterhoft).

Along with Gesell, Disterhoft and Logic were named Academic All-America. The University of Iowa was the only Division I school in the country to have a combined three men's and women's basketball players earn the national distinction.

**FRESH START**

Sophomore Peter Jok made his first start of his career on Dec. 22 versus North Florida. The native of West Des Moines, Iowa, started 21 of the last 22 games (senior Josh Oglesby got the start on March 7 for "Senior Day").

Jok averaged seven points per game in 2014-15, which ranked fifth on the squad. He made at least one triple in 18 of the last 25 games, including multiple 3-pointers in seven of the last 13 contests. He scored 12 points in Iowa's win over Davidson, while grabbing five rebounds. Jok reached double figure scoring in two of three NCAA Tournament games played (Tennessee in 2014 and Davidson in 2015).

**UTHOFF PRODUCING ON THE WING**

Jarrold Uthoff, who was named third team All-Big Ten, ranked second in team scoring (12.4 ppg), and steals (1.1), and first in 3-point shooting (54-of-145, .372). He was the only Division I player to have 50+ 3-pointers, 55+ blocks and 35+ steals. Additionally, Uthoff was one of only two Big Ten players to average 12+ points, 6+ rebounds, and 1.5+ blocks (Wisconsin's Frank Kaminsky).

Uthoff made 38 of his team-leading 54 3-pointers in Iowa's 22 victories. He averaged a team-best 15 points per game, shooting 45.5 percent (48-of-99) from the field and 100 percent (19-of-19) from the foul line, in Iowa's nine conference road games, while averaging 11.6 points, shooting 42 percent (38-of-91) from the field, in its nine league home contests.

His 56 blocks and 54 triples rank fourth and fifth best, respectively, by an Iowa junior in program history.

The redshirt junior poured in a game and career-high 25 points in Iowa's overtime loss at Northwestern (Feb. 15). His career-high fifth 3-pointer came with four seconds remaining in regulation to even the score and send the game to overtime.

The Cedar Rapids, Iowa, native was named Big Ten Player of the Week on Jan. 6 by the Big Ten Conference after his performances in Iowa's win at No. 18 Ohio State (Dec. 30) and vs. Nebraska (Jan. 5). Uthoff averaged 16.5 points, seven rebounds, and 3.5 blocks in those two games.

Uthoff drained four triples in Iowa's victory over Hampton (Nov. 14) and at No. 18 Ohio State (Dec. 30). He has reached double figures 23 times this season. He averaged 14.5 points per contest over the last 11 games of the season.

Uthoff tallied eight points and equaled career bests in rebounding (11) and blocked shots (five) in Iowa's win at No. 12 North Carolina. He had 22 points, five rebounds, four assists, and four blocks at Minnesota on Jan. 13. Uthoff became the first player to amass 22+ points, 5+ rebounds, 4+ assists, and 4+ blocks in a Big Ten contest since Minnesota's Joel Przybilla versus Iowa on Jan. 12, 2000.

Uthoff had two double-doubles in 2014-15 (North Florida and Michigan State). He had 10 points and a personal-best 12 boards against North Florida (Dec. 22), and 12 points and a team-best 10 rebounds versus Michigan State (Jan. 8).

**IOWA VS. RANKED TEAMS**

The Hawkeyes were 4-6 against opponents ranked in either the Associated Press or USA Today Coaches polls in 2014-15.

Iowa won at No. 12 North Carolina (60-55) on Dec. 3, at No. 18 Ohio State (71-65) on Dec. 30 and completing the season sweep against the 25th-ranked Buckeyes (76-67) in Iowa City on Jan. 17, and beat No. 16 Maryland (72-55) in Iowa City on Feb. 8. The Hawkeyes fell to No. 10 Texas (71-57) and No. 23 Syracuse (66-63) in New York City, at home to No. 13 Iowa State (90-75), twice to No. 5 Wisconsin (82-50 on Jan. 20 and 74-63 on Jan. 31), and in Seattle to No. 7 Gonzaga (87-68) on March 22.

**McCAFFERY HONORED WITH CHAMPION AWARD**

Fran McCaffery was honored with the Coaches vs. Cancer Champion Award during Final Four Weekend in Indianapolis.

The honor is awarded annually to a college coach who has been engaged vigorously in the Coaches vs. Cancer program's fundraising, education and promotional initiatives and has demonstrated leadership in the fight to save more lives from cancer.

Working as a team with wife Margaret McCaffery, Coach McCaffery turned their family struggle into an open and ardent fight. When their 13-year old son Patrick was diagnosed with a cancerous tumor during the 2014 NCAA tournament, the McCaffery's shared their grief, fear and struggle with the team, their fans, and the world at large. They directed contributions to the American Cancer Society and Coaches vs Cancer, and many fundraisers started spontaneously, including T-shirts sales with #teampat to fund cancer research.

For 15 years, the McCaffery's have been involved actively with the Coaches vs. Cancer program and have raised significant funds to support the American Cancer Society's efforts, including more than \$1.3 million since 2010. Coach McCaffery's work has been instrumental in promoting cancer awareness throughout Iowa and the surrounding region.

"The American Cancer Society, in conjunction with the NABC, is pleased to recognize Coach Fran McCaffery and his wife Margaret for their outstanding work with Coaches vs. Cancer," said Dr. John Seffrin, American Cancer Society's Chief Executive Officer. "Together they pose a formidable force in the fight against cancer and we are grateful for their ongoing commitment to the Society's lifesaving work."

The Champion Award was instituted in 1996, with former Missouri coach Norm Stewart receiving the inaugural citation. Since that time, the award has honored head coaches Jim Boeheim (Syracuse); Denny Crum (Louisville); Roy Williams (then at Kansas and now at North Carolina); Riley Wallace (Hawaii); Fran Dunphy (then at Pennsylvania and now at Temple); Gary Williams (Maryland); Mark Few (Gonzaga); Mike Brey (Notre Dame); Bruce Weber (then at Illinois, now at Kansas State); Jim Calhoun (Connecticut); Tom Izzo (Michigan State); Oliver Purnell (DePaul); Paul Hewitt (the at Georgia Tech and now at George Mason); Lon Kruger (Oklahoma); Bo Ryan (Wisconsin); Steve Lavin (St. John's University) and now McCaffery.

School	1st Mtg.	Last Mtg.	W-L	School	1st Mtg.	Last Mtg.	W-L	School	1st Mtg.	Last Mtg.	W-L
Abilene Christian	1986	1986	2-0	Coe	1905	1921	15-2	Hawaii-Hilo	1986	1991	2-0
Air Force	2005	2005	1-0	Colgate	1990	2006	3-0	Hawaii-Pacific	1986	1986	1-0
<b>Alabama</b>	<b>2007</b>	<b>2010</b>	<b>1-1</b>	Colorado	1954	1996	4-3	Highland Park	1903	1913	4-1
Alabama-Birmingham	1999	1999	1-0	Colorado College	1949	1950	2-0	Holy Cross	1976	1976	1-0
Alabama State	2002	2002	1-0	Colorado State	1954	1980	2-2	Houston	1969	1982	1-1
Alaska-Anchorage	1987	1987	1-0	Concordia (MO)	1930	1930	0-1	Howard	2012	2012	1-0
Alcorn State	2014	2014	1-0	Connecticut	1996	2000	2-1	Idaho	1982	1982	0-1
American-Puerto Rico	1993	1993	1-0	<b>Coppin State</b>	<b>1999</b>	<b>2012</b>	<b>3-0</b>	Idaho State	2008	2010	2-0
Arizona	1958	1996	5-3	Cornell (IA)	1911	1924	16-4	<b>Illinois</b>	<b>1908</b>	<b>2014</b>	<b>70-82</b>
Arizona State	1981	2007	1-2	Cornell (NY)	1958	2007	3-0	Illinois State	1988	1988	0-1
Arkansas	1966	1999	3-2	Creighton	1922	2011	14-11	Illinois YMCA	1906	1906	0-1
Arkansas-Little Rock	1985	1986	2-0	Dartmouth	1988	1994	2-0	Illinois Wesleyan	1921	1985	3-1
Arkansas-Pine Bluff	2013	2013	1-0	Davidson	1969	2015	2-0	<b>Indiana</b>	<b>1909</b>	<b>2014</b>	<b>75-98</b>
Arkansas State	1986	1986	0-1	<b>Dayton</b>	<b>1980</b>	<b>2012</b>	<b>2-0</b>	Indiana State	1941	2013	2-0
Army	1992	1992	1-0	Delaware	1987	1987	1-0	Iowa National Guard	1905	1913	2-1
Ashland (OH)	1971	1971	1-0	Denver	1937	1978	7-0	<b>Iowa State</b>	<b>1910</b>	<b>2012</b>	<b>43-25</b>
Augustana (IL)	1902	1946	8-2	DePaul	1939	1995	2-1	Iowa Wesleyan	1912	1916	3-0
Augustana (SD)	1976	1976	1-0	DePauw	1940	1952	4-0	IPFW	2011	2011	1-0
Austin Peay	1997	1997	1-0	Des Moines College	1903	1903	1-0	Ithaca	1949	1949	1-0
Baylor	1983	2013	1-1	Des Moines YMCA	1902	1913	3-5	Jackson State	1989	1989	1-0
Boise State	2011	2011	1-0	Detroit	1941	2001	7-0	Jacksonville	1970	1970	0-1
Boston College	1975	2009	0-2	<b>Drake</b>	<b>1909</b>	<b>2011</b>	<b>57-10</b>	James Madison	1983	1983	1-0
Boston University	1985	2002	3-0	Drexel	1990	1990	1-0	Kansas	1902	2000	7-3
Bowling Green	1968	1971	3-0	Dubuque YMCA	1902	1902	1-0	Kansas City AC	1907	1907	0-1
Bradley	1930	2008	6-4	Duke	1969	2002	1-7	Kansas State	1947	2009	4-4
Brigham Young	1983	1987	2-0	Duquesne	1930	1972	2-2	Kent	1977	1979	3-0
BYU-Hawaii	1995	1995	1-0	Eastern Illinois	1989	2008	5-0	Kentucky	1956	2006	3-5
Brown	1989	2011	2-0	Eastern Michigan	1993	1993	1-0	Knox	1922	1943	4-0
Bryant University	2009	2009	1-0	Eastern Washington	2004	2004	1-0	Lafayette	1988	1988	1-0
Bucknell	1998	1998	1-0	East Tennessee State	1991	1996	2-0	La Salle	1955	2007	2-1
Butler	1924	1992	6-6	Evansville	1960	1966	5-2	Lawrence Tech	1950	1950	0-1
California	1952	1997	6-4	Fairfield	2006	2006	1-0	Leander-Clarke	1912	1914	3-0
Cal-Irvine	1987	1993	2-1	Farleigh Dickinson	2013	2013	1-0	Lehigh	1986	1994	2-0
Cal-Poly	1969	1969	1-0	Florida Atlantic	2003	2003	1-0	Lewis Institute	1906	1911	0-2
Cal State-Northridge	1978	1997	2-0	Florida Gulf Coast	2008	2008	1-0	Liberty	2003	2003	1-0
Cal-Santa Barbara	1990	1990	1-0	<b>Florida State</b>	<b>1988</b>	<b>2003</b>	<b>1-1</b>	Lombard	1917	1922	2-1
Campbell	2011	2011	0-1	Furman	1986	1986	1-0	Long Beach State	1994	2010	1-1
Carleton	1911	1948	10-6	<b>Gardner-Webb</b>	<b>2012</b>	<b>2012</b>	<b>1-0</b>	Long Island	1995	1998	2-0
Carnegie Tech	1950	1950	1-0	George Mason	1985	1985	1-0	Longwood	2014	2014	1-0
Cedar Rapids YMCA	1908	1908	2-0	George Washington	1996	1996	1-0	Loyola-Chicago	1936	1968	4-3
Centenary	1992	2005	3-0	Georgetown	1980	1980	1-0	Loyola-Marymount	1956	1987	2-0
Central Conn. State	1993	1993	1-0	Georgia	1989	1998	1-1	Loyola-New Orleans	1957	1960	2-0
Central Arkansas	2011	2011	1-0	Georgia State	1985	2007	2-0	Los Angeles State	1962	1962	1-0
Central Florida	1989	1989	1-0	Georgia Tech	2001	2003	1-1	Louisiana-Monroe	1976	2010	4-1
Central Michigan	2012	2012	1-0	Gonzaga	1984	2015	2-1	Louisiana Tech	1992	2010	3-0
Charleston Southern	2009	2009	1-0	Grambling	1997	1997	1-0	LSU	1964	2002	0-3
Charlotte	1973	1973	1-0	Green Bay	1974	2004	2-0	Louisville	1980	2005	2-2
Chaminade	1991	1997	2-0	Grinnell	1902	1917	18-19	Luther	1908	1910	3-0
Chattanooga	2001	2001	1-0	Hamline	1935	1935	1-0	Mankato State	1978	1978	1-0
Chicago	1905	1946	33-17	Hampton	2014	2014	1-0	<b>Marquette</b>	<b>1924</b>	<b>1983</b>	<b>10-7</b>
Chicago State	1973	2011	4-0	Hardin-Simmons	1971	1972	2-0	<b>Maryland</b>	<b>1985</b>	<b>2013</b>	<b>2-2</b>
Cincinnati	1960	2005	2-6	Harvard	1948	1948	1-0	MD-Baltimore County	1990	1990	2-0
Citadel	2007	2009	2-0	Haskall Indians	1909	1909	1-0	MD-Eastern Shore	1992	2008	5-0
Clemson	1963	2011	2-1	Hawai'i	1970	2001	3-0	McNeese State	1989	1989	1-0



# SERIES RESULTS VS. ALL OPPONENTS

School	1st Mtg.	Last Mtg.	W-L	School	1st Mtg.	Last Mtg.	W-L	School	1st Mtg.	Last Mtg.	W-L
Mercer	2002	2002	1-0	Ottumwa	1913	1913	0-1	Texas State	1989	1989	1-0
Memphis	1983	2002	2-0	<b>Penn State</b>	<b>1955</b>	<b>2014</b>	<b>27-14</b>	Texas A&M-CC	2012	2012	1-0
Miami (OH)	1958	1958	2-0	Pennsylvania	1955	2014	3-1	TCU	1947	1949	2-0
<b>Michigan</b>	<b>1921</b>	<b>2014</b>	<b>60-91</b>	Pepperdine	1965	1995	3-0	Texas-Arlington			0-1
<b>Michigan State</b>	<b>1938</b>	<b>2014</b>	<b>53-71</b>	Pittsburgh	1928	1977	2-5	Texas-El Paso	1966	2014	3-2
Millikin	1921	1941	4-2	Portland	1987	1987	1-0	Texas-Pan American	1988	2012	4-0
Milwaukee	1969	2001	2-0	Prairie View A&M	2009	2009	1-0	Texas-San Antonio	2005	2009	2-1
<b>Minnesota</b>	<b>1902</b>	<b>2014</b>	<b>93-103</b>	Princeton	1948	1955	2-0	Texas Southern	1990	2007	5-0
Minnesota A.C.	1902	1905	1-1	Providence	1965	1965	0-1	Texas Tech	1959	2005	4-1
Minnesota-Duluth	1973	1973	1-0	Puerto Rico-Mayaguez	1998	1998	1-0	Toledo	1938	2007	1-3
Mississippi State	1980	1993	2-0	<b>Purdue</b>	<b>1909</b>	<b>2014</b>	<b>73-87</b>	Tulsa	2001	2003	2-0
Mississippi Valley State	1993	1993	1-0	Regis	1948	1948	1-0	UCLA	1951	1991	5-3
Missouri	1908	2004	10-7	Rider	1987	1987	1-0	<b>UMKC</b>	<b>2015</b>	<b>2015</b>	<b>0-0</b>
Missouri-St. Louis	1987	1987	1-0	Rice	1998	1998	1-0	U.S. International	1976	1976	1-0
Monmouth (IL)	1930	1944	4-1	Ripon	1943	1943	1-0	Upper Iowa	1902	1922	4-2
<b>Monmouth (NJ)</b>	<b>1989</b>	<b>1989</b>	<b>1-0</b>	Robert Morris	2006	2006	1-0	Utah	1965	1965	0-1
Montana State	1947	2003	2-0	Rockford	1921	1921	1-0	Utah State	1950	2008	2-1
Morehead State	1956	1996	3-0	<b>Rutgers</b>	<b>1989</b>	<b>1989</b>	<b>2-0</b>	Valparaiso	2003	2006	2-0
Morgan State	1995	1995	1-0	Sacred Heart	1912	1912	1-0	Villanova	1962	2013	1-4
Navy	1983	1988	2-0	St. Ambrose	1933	1934	2-0	Virginia	1997	2013	2-0
<b>Nebraska</b>	<b>1907</b>	<b>2013</b>	<b>17-9</b>	St. Bonaventure	1998	1998	1-0	VCU	1975	1980	2-0
Nebraska-Omaha	1981	2013	2-0	St. Francis (PA)	1970	1970	1-0	Virginia Tech	2007	2012	0-3
Nevada-Las Vegas	1978	1990	1-3	St. John's (NY)	1960	1970	1-1	Wabash	1925	1941	2-2
Nevada	1962	1981	3-0	St. Joseph's (PA)	1912	1986	0-2	Wake Forest	1975	2010	0-4
New Mexico	1977	1977	0-1	Saint Louis	1926	2006	11-7	Washington	1956	1967	2-3
New York University	1960	1960	1-0	St. Mary's (CA)	1947	1955	3-0	Washington (MO)	1929	1957	9-1
North Carolina	1989	2005	3-1	San Francisco	1956	1956	0-1	Washington State	1964	1964	1-0
North Carolina AT&T	2011	2011	1-0	San Jose State	1975	1975	0-1	Wayne	1940	1940	0-1
North Florida	2014	2104	1-0	Santa Clara	1987	1987	1-0	Weber State	1998	1998	1-0
NC Central	2009	2009	1-0	Seton Hall	1983	1983	1-0	West College	1902	1903	2-0
UNC-Asheville	2004	2004	1-0	Simpson	1913	1913	0-1	West Virginia	1957	2009	1-1
UNC-Greensboro	2005	2005	1-0	South Alabama	1999	1999	1-0	Western Carolina	1995	2005	2-0
UNC-Wilmington	2013	2013	1-0	South Carolina	1972	1985	3-0	Western Kentucky	2012	2012	1-0
North Carolina State	1957	2006	3-3	South Carolina State	2009	2012	2-0	<b>Western Illinois</b>	<b>1944</b>	<b>2009</b>	<b>8-0</b>
North Dakota	1924	1969	7-0	South Dakota	1929	2012	11-0	Western Michigan	1936	1952	2-2
North Dakota State	1933	1933	1-1	South Dakota State	1930	2010	7-2	Western Reserve	1949	1950	2-0
North Texas	1998	1998	1-0	South Florida	1992	1992	0-1	<b>Wichita State</b>	<b>1956</b>	<b>1981</b>	<b>4-5</b>
Northeastern	1987	1987	1-0	SE Missouri State	2009	2009	1-0	Wilton	1902	1903	2-0
Northern Colorado	2008	2008	1-0	Southeastern Louisiana	2008	2008	1-0	<b>Wisconsin</b>	<b>1909</b>	<b>2014</b>	<b>79-82</b>
Northern Illinois	1974	2011	7-0	<b>Southern California</b>	<b>1954</b>	<b>1984</b>	<b>5-2</b>	Wisconsin-Eau Claire	1981	1981	1-0
Northern Iowa	1906	2012	34-10	Southern Illinois	1966	1993	3-1	Wyoming	1959	1974	3-2
Northern Michigan	1969	1969	1-0	SIU-Edwardsville	2010	2010	1-0	<b>Xavier</b>	<b>1938</b>	<b>2013</b>	<b>2-1</b>
<b>Northwestern</b>	<b>1905</b>	<b>2014</b>	<b>114-59</b>	SMU	1956	2002	5-1				
Northwestern St. (LA)	2006	2006	0-1	Southern Mississippi	1998	2003	2-0				
<b>Notre Dame</b>	<b>1923</b>	<b>2013</b>	<b>6-8</b>	Stanford	1935	2000	5-3				
Oakland University	2009	2009	1-0	Stony Brook	2013	2013	1-0				
<b>Ohio State</b>	<b>1915</b>	<b>2014</b>	<b>78-77</b>	Syracuse	1958	1980	2-1				
Ohio University	1963	2000	5-1	Tampa	1986	1986	1-0				
Oklahoma	1952	1987	3-2	Temple	1956	1991	2-0				
Oklahoma State	1930	1930	1-0	Tennessee	1968	2014	2-2				
Omaha	1949	1949	1-0	Tennessee State	2003	2003	2-0				
Oral Roberts	1988	1988	1-0	<b>Tennessee Tech</b>	<b>1970</b>	<b>1970</b>	<b>1-0</b>				
Oregon	1950	2012	5-1	Texas	1992	2006	2-3				
Oregon State	1958	1984	2-5								

2015-16 opponents listed in bold face

<b>American Athletic Conference</b>	<b>Won</b>	<b>Lost</b>	<b>Big East</b>	<b>Won</b>	<b>Lost</b>	<b>Colonial Athletic</b>	<b>Won</b>	<b>Lost</b>
Cincinnati	2	6	Butler	6	6	College of Charleston	0	0
Connecticut	2	1	Creighton	14	11	Delaware	1	0
East Carolina	0	0	DePaul	2	1	Drexel	1	0
Houston	1	1	Georgetown	1	0	Elon	0	0
Memphis	2	0	Marquette	10	7	Hofstra	0	0
SMU	5	1	Providence	0	1	James Madison	1	0
South Florida	0	1	St. John's	1	1	UNC Wilmington	1	0
Temple	2	0	Seton Hall	1	0	Northeastern	1	0
Tulane	0	0	Villanova	1	4	Towson	0	0
Tulsa	2	0	Xavier	2	1	William & Mary	0	0
UCF	1	0	<b>Totals (.543)</b>	<b>38</b>	<b>32</b>	<b>Totals (1.000)</b>	<b>5</b>	<b>0</b>
<b>Totals (.630)</b>	<b>17</b>	<b>10</b>	<b>Big Sky</b>	<b>Won</b>	<b>Lost</b>	<b>Conference USA</b>	<b>Won</b>	<b>Lost</b>
<b>America East</b>	<b>Won</b>	<b>Lost</b>	Eastern Washington	1	0	UAB	1	0
Albany	0	0	Idaho	0	1	Charlotte	1	0
Binghamton	0	0	Idaho State	2	0	Florida Atlantic	1	0
Hartford	0	0	Montana	0	0	Florida International	0	0
Maine	0	0	Montana State	2	0	Louisiana Tech	3	0
Maryland-Baltimore Co.	2	0	North Dakota	7	0	Marshall	0	0
New Hampshire	0	0	Northern Arizona	0	0	Middle Tennessee	0	0
Stony Brook	1	0	Northern Colorado	1	0	North Texas	1	0
Vermont	0	0	Portland State	0	0	Old Dominion	0	0
UMass Lowell	0	0	Sacramento State	0	0	Rice	1	0
<b>Totals (1.000)</b>	<b>3</b>	<b>0</b>	Southern Utah	0	0	Southern Mississippi	2	0
<b>Atlantic Coast</b>	<b>Won</b>	<b>Lost</b>	Weber State	1	0	Texas-San Antonio	2	1
Boston College	0	2	<b>Totals (.933)</b>	<b>14</b>	<b>1</b>	UTEP	3	2
Clemson	2	1	<b>Big South</b>	<b>Won</b>	<b>Lost</b>	Western Kentucky	1	0
Duke	1	7	Campbell	0	1	<b>Totals (.842)</b>	<b>16</b>	<b>3</b>
Florida State	1	1	Charleston Southern	1	0	<b>Horizon League</b>	<b>Won</b>	<b>Lost</b>
Georgia Tech	1	1	Coastal Carolina	0	0	Cleveland State	0	0
Louisville	2	2	Gardner-Webb	1	0	Detroit	7	0
Miami, Fla.	0	0	High Point	0	0	Green Bay	2	0
North Carolina	3	1	Liberty	1	0	Illinois-Chicago	0	0
NC State	3	3	Longwood	0	0	Milwaukee	2	0
Notre Dame	6	8	UNC Asheville	1	0	Oakland University	1	0
Pittsburgh	2	5	Presbyterian	0	0	Valparaiso	2	0
Syracuse	2	1	Radford	0	0	Wright State	0	0
Virginia	2	0	Winthrop	0	0	Youngstown State	0	0
Virginia Tech	0	3	<b>Totals (.750)</b>	<b>3</b>	<b>1</b>	<b>Totals (1.000)</b>	<b>14</b>	<b>0</b>
Wake Forest	0	4	<b>Big Ten</b>	<b>Won</b>	<b>Lost</b>	<b>Ivy League</b>	<b>Won</b>	<b>Lost</b>
<b>Totals (.391)</b>	<b>25</b>	<b>39</b>	Illinois	70	82	Brown	2	0
<b>Atlantic Sun</b>	<b>Won</b>	<b>Lost</b>	Indiana	75	98	Columbia	0	0
Florida Gulf Coast	1	0	Maryland	2	2	Cornell	3	0
Jacksonville	0	1	Michigan	60	91	Dartmouth	2	0
Kennesaw State	0	0	Michigan State	53	71	Harvard	1	0
Libscomb	0	0	Minnesota	93	103	Penn	3	1
North Florida	1	0	Nebraska	17	9	Princeton	2	0
Northern Kentucky	0	0	Northwestern	114	59	Yale	0	0
South Carolina Upstate	0	0	Ohio State	78	77	<b>Totals (.928)</b>	<b>13</b>	<b>1</b>
Stetson	0	0	Penn State	27	14	<b>Metro Atlantic</b>	<b>Won</b>	<b>Lost</b>
<b>Totals (.667)</b>	<b>2</b>	<b>1</b>	Purdue	73	87	Canisius	0	0
<b>Atlantic 10</b>	<b>Won</b>	<b>Lost</b>	Rutgers	2	0	Fairfield	1	0
Davidson	2	0	Wisconsin	79	82	Iona	0	0
Dayton	2	0	<b>Totals (.489)</b>	<b>743</b>	<b>775</b>	Manhattan	0	0
Duquesne	2	2	<b>Big 12</b>	<b>Won</b>	<b>Lost</b>	Marist	0	0
Fordham	0	0	Baylor	1	1	Monmouth	1	0
George Mason	1	0	Iowa State	43	25	Niagara	0	0
George Washington	1	0	Kansas	7	3	Quinnipiac	0	0
La Salle	2	1	Kansas State	4	4	Rider	1	0
Massachusetts	0	0	Oklahoma	3	2	St. Peter's	0	0
Rhode Island	0	0	Oklahoma State	1	0	Siena	0	0
Richmond	0	0	Texas	2	3	<b>Totals (1.000)</b>	<b>3</b>	<b>0</b>
St. Bonaventure	1	0	TCU	2	0	<b>Big West</b>	<b>Won</b>	<b>Lost</b>
St. Joseph's (PA)	0	2	Texas Tech	4	1	Cal Poly	1	0
Saint Louis	11	7	West Virginia	1	1	Cal State Fullerton	0	0
VCU	2	0	<b>Totals (.630)</b>	<b>68</b>	<b>40</b>	Cal State Northridge	2	0
<b>Totals (.667)</b>	<b>24</b>	<b>12</b>	<b>Big West</b>	<b>Won</b>	<b>Lost</b>	UC Davis	0	0
			Cal Poly	1	0	UC Irvine	2	1
			Cal State Fullerton	0	0	UC Riverside	0	0
			Cal State Northridge	2	0	UC Santa Barbara	1	0
			UC Davis	0	0	Hawai'i	3	0
			UC Irvine	2	1	Long Beach State	1	1
			UC Riverside	0	0	<b>Totals (.833)</b>	<b>10</b>	<b>2</b>
			UC Santa Barbara	1	0			
			Hawai'i	3	0			
			Long Beach State	1	1			
			<b>Totals (.833)</b>	<b>10</b>	<b>2</b>			

<b>Mid-American</b>	<b>Won</b>	<b>Lost</b>	<b>Ohio Valley</b>	<b>Won</b>	<b>Lost</b>	<b>Southland</b>	<b>Won</b>	<b>Lost</b>
Akron	0	0	Austin Peay	1	0	Abilene Christian	0	0
Ball State	0	0	Belmont	0	0	Central Arkansas	1	0
Bowling Green	3	0	Eastern Illinois	5	0	Houston Baptist	0	0
Buffalo	0	0	Eastern Kentucky	0	0	Incarnate Word	0	0
Central Michigan	1	0	Jacksonville State	0	0	Lamar	0	0
Eastern Michigan	1	0	Morehead State	3	0	McNeese State	1	0
Kent State	3	0	Murray State	0	0	New Orleans	0	0
Miami (Ohio)	2	0	SE Missouri State	1	0	Nicholls State	0	0
Northern Illinois	7	0	SIU-Edwardsville	1	0	Northwestern State (La.)	0	1
Ohio University	5	1	Tennessee-Martin	0	0	Sam Houston State	0	0
Toledo	1	3	Tennessee State	2	0	Southeastern La.	1	0
Western Michigan	2	2	Tennessee Tech	1	0	Stephen F. Austin	0	0
<b>Totals (.806)</b>	<b>25</b>	<b>6</b>	<b>Totals (1.000)</b>	<b>14</b>	<b>0</b>	<b>Texas A&amp;M-Corpus Christi</b>	<b>1</b>	<b>0</b>
<b>Mid-Eastern Athletic</b>	<b>Won</b>	<b>Lost</b>	<b>Pacific 12</b>	<b>Won</b>	<b>Lost</b>	<b>Totals (.800)</b>	<b>4</b>	<b>1</b>
Bethune-Cookman	0	0	Arizona	5	3	<b>Southwestern Athletic</b>	<b>Won</b>	<b>Lost</b>
Coppin State	3	0	Arizona State	1	2	Alabama A&M	0	0
Delaware State	0	0	California	6	4	Alabama State	1	0
Florida A&M	0	0	Colorado	4	3	Alcorn State	1	0
Hampton	1	0	Oregon	5	1	Arkansas-Pine Bluff	0	0
Howard	1	0	Oregon State	2	5	Grambling	1	0
Maryland-Eastern Shore	5	0	Southern California	5	2	Jackson State	1	0
Morgan State	1	0	Stanford	5	3	Mississippi Valley State	1	0
Norfolk State	0	0	UCLA	5	3	Prairie View A&M	1	0
North Carolina A&T	1	0	Utah	0	1	Southern	0	0
NC Central	1	0	Washington	2	3	Texas Southern	5	0
Savannah State	0	0	Washington State	1	0	<b>Totals (1.000)</b>	<b>11</b>	<b>0</b>
South Carolina State	2	0	<b>Totals (.586)</b>	<b>41</b>	<b>29</b>	<b>The Summit League</b>	<b>Won</b>	<b>Lost</b>
<b>Totals (1.000)</b>	<b>15</b>	<b>0</b>	<b>Patroit</b>	<b>Won</b>	<b>Lost</b>	Denver	7	0
<b>Missouri Valley</b>	<b>Won</b>	<b>Lost</b>	American	0	0	IPFW	1	0
Bradley	6	4	Army	1	0	Indiana-Purdue, Indianapolis	0	0
Drake	57	10	Boston University	3	0	Omaha	2	0
Evansville	5	2	Bucknell	1	0	North Dakota State	1	1
Illinois State	0	1	Colgate	3	0	Oral Roberts	1	0
Indiana State	2	0	Holy Cross	1	0	South Dakota	11	0
Loyola (Ill.)	4	3	Lafayette	1	0	South Dakota State	7	2
Missouri State	0	0	Lehigh	2	0	Western Illinois	8	0
Northern Iowa	34	10	Loyola (Md.)	0	0	<b>Totals (.927)</b>	<b>38</b>	<b>3</b>
Southern Illinois	3	1	Navy	2	0	<b>Sun Belt</b>	<b>Won</b>	<b>Lost</b>
Wichita State	4	5	<b>Totals (1.000)</b>	<b>14</b>	<b>0</b>	Appalachian State	0	0
<b>Totals (.761)</b>	<b>115</b>	<b>36</b>	<b>Southeastern</b>	<b>Won</b>	<b>Lost</b>	Arkansas-Little Rock	2	0
<b>Mountain West</b>	<b>Won</b>	<b>Lost</b>	Alabama	1	1	Arkansas State	0	1
Air Force	1	0	Arkansas	3	2	Georgia State	2	0
Boise State	1	0	Auburn	0	0	Georgia Southern	0	0
Colorado State	2	2	Florida	0	0	Louisiana-Lafayette	0	0
Fresno State	0	0	Georgia	1	1	Louisiana-Monroe	4	1
New Mexico	0	1	Kentucky	3	5	South Alabama	1	0
Nevada	3	0	LSU	0	3	Texas-Arlington	0	0
San Diego State	0	0	Mississippi	0	0	Texas State	1	0
San Jose State	0	1	Mississippi State	2	0	Troy	0	0
UNLV	1	3	Missouri	10	7	<b>Totals (.833)</b>	<b>10</b>	<b>2</b>
Utah State	2	1	South Carolina	3	0	<b>West Coast</b>	<b>Won</b>	<b>Lost</b>
Wyoming	3	2	Tennessee	2	2	BYU	2	0
<b>Totals (.565)</b>	<b>13</b>	<b>10</b>	Texas A&M	0	0	Gonzaga	2	1
<b>Northeast</b>	<b>Won</b>	<b>Lost</b>	Vanderbilt	0	0	Loyola Marymount	2	0
Bryant	1	0	<b>Totals (.543)</b>	<b>25</b>	<b>21</b>	Pacific	0	0
Central Connecticut State	1	0	<b>Southern</b>	<b>Won</b>	<b>Lost</b>	Pepperdine	3	0
Fairleigh Dickinson	1	0	Chattanooga	1	0	Portland	1	0
Long Island	2	0	Citadel	2	0	St. Mary's (CA)	3	0
Mount Saint Mary's	0	0	East Tennessee State	2	0	San Diego	0	0
Robert Morris	1	0	Furman	1	0	San Francisco	0	1
Sacred Heart	1	0	Mercer	1	0	Santa Clara	1	0
St. Francis, N.Y.	0	0	UNC Greensboro	1	0	<b>Totals (.875)</b>	<b>14</b>	<b>2</b>
St. Francis, Pa.	1	0	Samford	0	0	<b>Western Athletic</b>	<b>Won</b>	<b>Lost</b>
Wagner	0	0	Virginia Military	0	0	Bakersfield	0	0
<b>Totals (1.000)</b>	<b>8</b>	<b>0</b>	Western Carolina	2	0	Chicago State	5	0
			Wofford	0	0	Grand Canyon	0	0
			<b>Totals (1.000)</b>	<b>10</b>	<b>0</b>	Kansas City	0	0
						New Mexico State	0	0
						Seattle	0	0
						Texas-Pan American	4	0
						Utah Valley	0	0
						<b>Totals (1.000)</b>	<b>9</b>	<b>0</b>
						<b>Independent</b>	<b>Won</b>	<b>Loss</b>
						NJIT	0	0
						<b>Totals (.000)</b>	<b>0</b>	<b>0</b>



**Abilene Christian (Iowa leads, 2-0)**  
 11/30/85 W 92-62 Iowa City, IA  
 11/17/13 W 103-41 Iowa City, IA

**Air Force Academy (Iowa leads, 1-0)**  
 12/28/04 W 73-63 Iowa City, IA

**Alabama (Series Tied, 1-1)**  
 %11/19/06 L 60-72 St. Thomas, VI  
 %11/19/10 W 55-47 St. Thomas, VI

**Alabama-Birmingham (Iowa leads, 1-0)**  
 \*3/11/99 W 77-64 Denver, CO

**Alabama State (Iowa leads 1-0)**  
 %11/30/01 W 73-64 Iowa City, IA

**Alaska-Anchorage (Iowa leads, 1-0)**  
 11/28/86 W 91-81 Anchorage, AK

**Alcorn State (Iowa leads 1-0)**  
 12/9/14 W 67-44 Iowa City, IA

**American-Puerto Rico (Iowa leads, 1-0)**  
 %12/20/92 W 101-47 San Juan, P. Rico

**Arizona (Iowa leads, 5-3)**  
 12/7/57 W 80-63 Iowa City, IA  
 12/19/60 W 105-64 Iowa City, IA  
 %12/26/62 W 57-56 Portland, OR  
 %12/29/75 W 82-80 Honolulu, HI  
 2/7/87 W 89-80 Tucson, AZ  
 12/12/87 L 59-66 Iowa City, IA  
 \*3/25/88 L 79-99 Seattle, WA  
 \*3/17/96 L 73-87 Tempe, AZ

**Arizona State (ASU leads, 2-1)**  
 %12/7/80 L 88-96 Tempe, AZ  
 12/17/05 W 62-43 Iowa City, IA  
 11/25/06 L 64-67 Tempe, AZ

**Arkansas (Iowa leads, 3-2)**  
 %12/29/65 W 77-75 El Paso, TX  
 %12/28/85 W 71-52 Honolulu, HI  
 \*3/14/85 L 54-63 Salt Lake City, UT  
 %12/30/94 L 92-101 Honolulu, HI  
 \*3/13/99 W 82-72 Denver, CO

**Arkansas-Little Rock (Iowa leads, 2-0)**  
 11/24/84 W 76-47 Iowa City, IA  
 %11/25/85 W 108-99# Hilo, HI

**Arkansas-Pine Bluff (Iowa leads, 1-0)**  
 12/22/13 W 86-61 Iowa City, IA

**Arkansas State (ASU leads, 1-0)**  
 12/6/85 L 62-66 Iowa City, IA

**Army (Iowa leads, 1-0)**  
 12/6/91 W 74-39 Iowa City, IA

**Ashland, Ohio (Iowa leads, 1-0)**  
 12/8/70 W 82-56 Iowa City, IA

**Augustana, IL (Iowa leads, 8-2)**  
 1/17/02 W 22-21 Rock Island, IL  
 1/7/04 W 20-12 Rock Island, IL  
 1/30/04 L 21-44 Iowa City, IA  
 1/21/05 L 20-41 Rock Island, IL  
 2/4/05 W 28-24 Iowa City, IA  
 1905 W 25-11 Iowa City, IA  
 3/2/06 W 28-25 Rock Island, IL  
 12/10/21 W 41-16 Iowa City, IA  
 1/15/44 W 56-30 Iowa City, IA  
 12/1/45 W 87-25 Iowa City, IA

**Augustana, SD (Iowa leads, 1-0)**  
 11/29/75 W 111-81 Iowa City, IA

**Austin Peay (Iowa leads, 1-0)**  
 12/27/96 W 90-58 Iowa City, IA

**Baylor (Series tied, 1-1)**  
 %12/2/83 W 67-44 Iowa City, IA  
 &4/4/13 L 54-74 New York, NY

**Boise State (Iowa Leads, 1-0)**  
 12/22/11 W 81-72 Iowa City, IA

**Boston College (BC leads, 2-0)**  
 %12/30/74 L 81-86 Pullman, WA  
 12/02/08 L 55-57 Boston, MA

**Boston University (Iowa leads, 3-0)**  
 %12/7/84 W 67-53 Iowa City, IA  
 %12/28/85 W 76-71 Pullman, WA  
 %11/13/01 W 89-59 Iowa City, IA

**Bowling Green (Iowa leads, 3-0)**  
 12/2/67 W 79-73 Iowa City, IA  
 12/14/71 W 89-78 Bowling Green, OH  
 11/20/09 W 68-46 Iowa City, IA

**Bradley (Iowa leads, 6-4)**  
 1/18/30 L 28-35 Iowa City, IA  
 12/15/30 L 16-17 Iowa City, IA  
 12/5/31 L 19-24 Iowa City, IA  
 12/3/32 W 42-29 Iowa City, IA  
 2/3/34 W 43-25 Iowa City, IA  
 12/5/36 W 33-27 Iowa City, IA  
 2/10/73 W 90-73 Peoria, IL  
 12/8/75 W 100-96 Peoria, IL  
 12/6/76 W 90-77 Iowa City, IA  
 %11/23/07 L 56-67 South Padre Island, TX

**Brigham Young (Iowa leads, 2-0)**  
 11/27/82 W 91-80 Provo, UT  
 12/9/86 W 86-75 Iowa City, IA

**Brigham Young-Hawaii (Iowa leads, 1-0)**  
 12/23/94 W 61-57 Laie, HI

**Brown (Iowa leads, 2-0)**  
 12/2/88 W 109-61 Iowa City, IA  
 12/3/11 W 75-54 Iowa City, IA

**Bryant University (Iowa leads, 1-0)**  
 12/5/08 W 61-36 Iowa City, IA

**Bucknell (Iowa leads, 1-0)**  
 12/28/97 W 91-52 Iowa City, IA

**Butler (Series tied, 6-6)**  
 12/15/23 W 26-23 Iowa City, IA  
 12/18/24 L 22-26 Iowa City, IA  
 12/17/25 W 26-24 Iowa City, IA  
 1927 L 32-47 Iowa City, IA  
 12/18/37 W 36-31 Indianapolis, IN  
 12/17/38 L 29-31 Indianapolis, IN  
 12/18/39 L 25-32 Indianapolis, IN  
 12/20/41 L 35-41 Indianapolis, IN  
 12/11/50 L 51-54 Indianapolis, IN  
 2/4/52 W 58-57 Iowa City, IA  
 12/1/52 W 62-52 Iowa City, IA  
 %12/27/91 W 114-92 Tampa, FL

**California (Iowa leads, 6-4)**  
 12/27/51 W 69-64 Berkeley, CA  
 12/27/52 W 69-60 Iowa City, IA  
 12/30/55 L 45-70 Berkeley, CA  
 12/19/58 L 52-71 Berkeley, CA  
 %12/28/60 W 83-80#### Los Angeles, CA  
 12/21/66 W 72-62 Iowa City, IA  
 12/22/67 L 73-79 Berkeley, CA  
 12/10/76 W 94-73 Iowa City, IA  
 12/10/77 W 75-70 Berkeley, CA  
 %11/25/96 L 59-75 Maui, HI

**Cal-Irvine (Iowa leads, 2-1)**  
 %12/29/86 W 105-103 Long Beach, CA  
 %12/5/87 W 124-88 Iowa City, IA  
 12/29/93 L 78-86 Irvine, CA

**Cal-Poly (Iowa leads, 1-0)**  
 11/30/68 W 91-73 Iowa City, IA

**Cal-State Northridge (Iowa leads, 2-0)**  
 12/3/77 W 66-63 Iowa City, IA  
 12/29/96 W 90-65 Iowa City, IA

**Cal-Santa Barbara (Iowa leads, 1-0)**  
 %12/2/89 W 85-79 Iowa City, IA

**Campbell (Campbell leads, 1-0)**  
 11/23/11 L 61-77 Iowa City, IA

**Carleton (Iowa leads, 10-6)**  
 2/9/11 W 25-14 Northfield, MN  
 3/2/12 L 9-15 Northfield, MN  
 3/8/13 L 20-28 Northfield, MN  
 2/13/14 L 16-25 Northfield, MN  
 1/23/15 L 19-20 Northfield, MN  
 12/12/31 L 26-35 Iowa City, IA  
 12/17/32 W 34-19 Iowa City, IA  
 12/16/33 W 44-24 Iowa City, IA  
 12/10/34 W 36-23 Iowa City, IA  
 12/10/35 W 52-27 Iowa City, IA  
 12/10/36 W 52-26 Iowa City, IA  
 12/9/37 W 44-20 Iowa City, IA  
 12/3/38 L 33-37 Iowa City, IA  
 12/2/39 W 24-21 Northfield, MN  
 12/14/42 W 46-43 Iowa City, IA  
 12/1/47 W 82-43 Iowa City, IA

**Carnegie Tech (Iowa leads, 1-0)**  
 12/23/49 W 73-42 Iowa City, IA

**Cedar Rapids YMCA (Iowa leads, 2-0)**  
 12/7/07 W 69-39 Cedar Rapids, IA  
 12/14/07 W 63-12 Iowa City, IA

**Centenary College (Iowa leads, 3-0)**  
 1/4/92 W 121-76 Iowa City, IA  
 12/19/00 W 72-52 Iowa City, IA  
 %12/3/04 W 88-53 Iowa City, IA

**Central Arkansas (Iowa leads, 1-0)**  
 12/19/11 W 105-64 Iowa City, IA

**Central Connecticut State (Iowa leads, 1-0)**  
 1/2/93 W 104-58 Iowa City, IA

**Central Florida (Iowa leads, 1-0)**  
 12/14/88 W 102-68 Iowa City, IA

**Central Michigan (Iowa leads, 1-0)**  
 11/12/12 W 73-61 Iowa City, IA

**Chaminade (Iowa leads, 2-0)**  
 12/30/90 W 104-64 Chaminade, HI  
 %11/27/96 W 67-37 Maui, HI

**Charleston Southern (Iowa leads, 1-0)**  
 %11/15/08 W 68-48 Iowa City, IA

**Chicago (Iowa leads, 33-17)**  
 3/10/05 L 16-20 Chicago, IL  
 2/2/06 L 20-27 Chicago, IL  
 12/20/07 L 26-35 Iowa City, IA  
 1908 L 12-32 Chicago, IL  
 1/28/09 L 10-29 Chicago, IL  
 1/17/13 L 8-28 Chicago, IL  
 1/17/14 L 13-47 Chicago, IL  
 2/16/14 L 13-28 Iowa City, IA  
 1/15/15 W 19-18 Chicago, IL  
 2/12/16 W 16-15 Iowa City, IA  
 1/16/17 L 15-22 Chicago, IL  
 2/9/17 W 24-17 Iowa City, IA  
 1/5/18 L 20-46 Chicago, IL  
 2/23/18 W 29-26 Iowa City, IA  
 1/17/19 L 19-31 Chicago, IL  
 2/19/19 L 10-22 Iowa City, IA  
 1/27/20 W 22-19 Iowa City, IA  
 2/10/20 L 18-37 Chicago, IL  
 1/22/21 L 17-42 Chicago, IL  
 1/31/21 W 17-16 Iowa City, IA  
 2/1/22 W 27-17 Chicago, IL  
 1/6/23 W 35-23 Chicago, IL  
 2/3/23 W 20-12 Iowa City, IA  
 2/2/24 L 18-31 Iowa City, IA  
 2/16/24 W 21-13 Chicago, IL  
 1/19/26 W 18-13 Chicago, IL  
 2/27/26 W 32-20 Iowa City, IA  
 1926 W 19-13 Chicago, IL  
 1927 W 25-23 Iowa City, IA

1929	W	23-21	Chicago, IL
1929	W	31-20	Iowa City, IA
2/6/32	W	43-25	Iowa City, IA
2/29/32	W	46-28	Chicago, IL
1/16/33	W	36-32	Chicago, IL
2/6/33	W	42-12	Iowa City, IA
1/7/35	W	39-29	Iowa City, IA
2/23/35	L	40-41	Chicago, IL
2/15/36	W	33-20	Iowa City, IA
3/2/36	W	47-39	Chicago, IL
2/12/38	W	42-29	Chicago, IL
2/19/38	L	35-38	Iowa City, IA
1/16/39	W	29-19	Iowa City, IA
1/15/40	W	41-27	Chicago, IL
2/3/41	W	58-36	Iowa City, IA
1/5/42	W	53-39	Chicago, IL
2/2/42	W	64-40	Iowa City, IA
2/22/43	W	62-34	Chicago, IL
2/5/44	W	103-31	Iowa City, IA
1/21/46	W	58-32	Chicago, IL
2/2/46	W	68-36	Iowa City, IA

**Chicago State (Iowa leads, 4-0)**

12/1/72	W	101-44	Iowa City, IA
12/18/90	W	93-70	Iowa City, IA
11/14/97	W	105-60	Iowa City, IA
11/11/11	W	96-53	Iowa City, IA

**Cincinnati (Cincinnati leads, 6-2)**

%12/30/59	L	83-96	New York, NY
2/4/61	L	60-77	Cincinnati, OH
12/30/66	W	78-69	Cincinnati, OH
12/18/69	L	105-114	Cincinnati, OH
12/17/70	L	70-73#	Iowa City, IA
1/22/71	L	69-73	Cincinnati, OH
%12/6/80	W	69-64	Tempe, AZ
*3/17/05	L	64-76	Indianapolis, IN

**Citadel (Iowa leads, 2-0)**

11/13/06	W	75-53	Iowa City, IA
11/20/08	W	70-48	Charleston, SC

**Clemson (Iowa leads, 2-1)**

12/17/62	W	74-64	Iowa City, IA
%12/18/81	W	80-68	Houston, TX
11/29/11	L	55-71	Iowa City, IA

**Coe College (Iowa leads, 15-2)**

3/4/05	W	50-9	Iowa City, IA
1905	W	65-20	Cedar Rapids, IA
2/17/06	W	43-13	Cedar Rapids, IA
3/3/06	W	70-12	Iowa City, IA
1/12/07	W	49-36	Iowa City, IA
2/16/07	L	31-33	Cedar Rapids, IA
2/15/08	W	42-28	Cedar Rapids, IA
2/27/08	W	38-12	Iowa City, IA
1/21/09	W	48-10	Iowa City, IA
2/9/09	W	36-24	Cedar Rapids, IA
1/10/09	W	32-17	Iowa City, IA
1/10/10	W	51-19	Iowa City, IA
2/3/13	W	42-12	Iowa City, IA
1/8/18	W	25-22	Iowa City, IA
1/1/20	W	39-11	Iowa City, IA
1/2/20	L	21-22	Iowa City, IA
1/6/21	W	33-5	Iowa City, IA

**Colgate (Iowa leads, 3-0)**

%11/30/90	W	80-59	Iowa City, IA
%12/2/95	W	79-59	Iowa City, IA
%11/15/05	W	73-51	Iowa City, IA

**Colorado (Iowa leads, 4-3)**

12/21/53	W	78-72	Iowa City, IA
3/19/55	L	54-75	Kansas City, MO
12/12/55	L	57-60	Boulder, CO
12/1/58	W	67-46	Iowa City, IA
12/14/59	L	68-76	Boulder, CO
12/19/83	W	72-56	Iowa City, IA
12/28/95	W	100-85	Boulder, CO

**Colorado College (Iowa leads, 2-0)**

12/4/48	W	77-44	Iowa City, IA
12/1/49	W	76-54	Iowa City, IA

**Colorado State (Series tied, 2-2)**

12/15/53	W	72-55	Iowa City, IA
%12/26/63	L	56-61	Pullman, WA
12/2/78	L	69-72	Fort Collins, CO
12/3/79	W	113-66	Iowa City, IA

**Concordia, MO (Concordia leads, 1-0)**

2/15/30	L	32-41	St. Louis, MO
---------	---	-------	---------------

**Connecticut (Iowa leads, 2-1)**

%11/24/95	W	101-95#	Anchorage, AK
*3/18/99	L	68-78	Phoenix, AZ
%11/11/99	W	70-68	New York, NY

**Coppin State (Iowa leads, 3-0)**

12/23/98	W	87-73	Iowa City, IA
%12/2/06	W	83-67	Iowa City, IA
12/22/12	W	80-50	Iowa City, IA

**Cornell, IA (Iowa leads, 16-4)**

2/20/11	W	24-10	Iowa City, IA
2/22/12	W	24-10	Iowa City, IA
2/5/13	W	13-3	Mt. Vernon, IA
2/18/13	W	19-16	Iowa City, IA
1/14/14	W	50-13	Iowa City, IA
3/3/14	W	20-13	Mt. Vernon, IA
1/16/15	W	32-16	Iowa City, IA
3/1/15	W	36-22	Mt. Vernon, IA
1/7/15	W	30-12	Iowa City, IA
2/7/16	W	28-19	Mt. Vernon, IA
1/9/16	W	28-13	Iowa City, IA
12/15/17	L	18-38	Iowa City, IA
2/22/19	W	28-6	Iowa City, IA
12/15/19	L	20-22	Iowa City, IA
12/17/19	L	16-24	Iowa City, IA
12/18/19	L	32-35	Iowa City, IA
1/10/21	W	44-13	Iowa City, IA
12/17/21	W	34-14	Iowa City, IA
12/19/22	W	36-19	Iowa City, IA
12/18/23	W	25-15	Iowa City, IA

**Cornell, NY (Iowa leads, 3-0)**

%12/28/57	W	73-68	Buffalo, NY
%12/27/84	W	59-56#	Honolulu, HI
12/30/06	W	65-50	Iowa City, IA

**Creighton (Iowa leads, 14-11)**

12/22/22	L	17-19	Omaha, NE
12/23/22	W	20-17	Omaha, NE
1/2/24	L	13-36	Omaha, NE
1/17/25	L	20-38	Iowa City, IA
1928	W	30-26	Iowa City, IA
1929	W	28-26	Iowa City, IA
1930	W	33-28	Iowa City, IA
12/23/30	W	28-22	Omaha, NE
2/3/33	W	37-30	Iowa City, IA
12/11/48	W	77-38	Iowa City, IA
3/4/50	W	70-46	Iowa City, IA
12/12/60	W	89-71	Iowa City, IA
2/3/62	L	67-68	Iowa City, IA
12/16/63	L	72-77#	Iowa City, IA
12/12/64	W	98-83	Iowa City, IA
12/8/65	W	103-77	Iowa City, IA
12/5/66	L	68-69	Omaha, NE
12/21/68	W	100-73	Iowa City, IA
12/20/69	L	88-97	Iowa City, IA
12/4/70	L	73-98	Omaha, NE
%12/1/90	W	83-77	Iowa City, IA
11/25/98	L	73-75	Iowa City, IA
11/27/99	L	76-85	Omaha, NE
*3/15/01	W	69-56	Long Island, NY
11/20/11	L	59-82	Des Moines, IA

**Dartmouth (Iowa leads, 2-0)**

1/23/88	W	102-87	Iowa City, IA
12/20/94	W	104-65	Iowa City, IA

**Davidson (Iowa leads, 2-0)**

2/1/69	W	76-61	Davidson, NC
*3/22/15	W	83-52	Seattle, WA

**Dayton (Iowa leads, 2-0)**

%12/23/79	W	61-54	Dayton, OH
&3/13/12	W	84-75	Iowa City, IA

**Delaware (Iowa leads, 1-0)**

%12/5/86	W	95-47	Iowa City, IA
----------	---	-------	---------------

**Denver (Iowa leads 7-0)**

12/16/36	W	34-30	Iowa City, IA
12/11/39	W	44-32	Iowa City, IA
1/1/44	W	63-20	Iowa City, IA
12/19/44	W	60-41	Iowa City, IA
12/8/45	W	67-40	Iowa City, IA
12/8/56	W	58-57	Iowa City, IA
12/17/77	W	107-65	Iowa City, IA

**DePaul (Iowa leads, 2-1)**

12/19/38	W	34-29	Chicago, IL
12/18/1956	L	72-73	Chapel Hill, NC
&3/15/95	W	97-86	Moline, IL

**DePauw (Iowa leads, 4-0)**

2/5/40	W	35-25	Iowa City, IA
1/3/41	W	45-35	Iowa City, IA
12/4/50	W	74-67	Iowa City, IA
12/8/51	W	69-53	Iowa City, IA

**Des Moines College (Iowa leads, 1-0)**

1/29/03	W	NA	Des Moines, IA
---------	---	----	----------------

**Des Moines YMCA (D.M. YMCA leads, 5-3)**

2/14/02	W	42-17	Des Moines, IA
1/30/03	L	21-24	Des Moines, IA
1/15/04	W	23-16	Des Moines, IA
1/27/05	W	24-22	Des Moines, IA
2/18/05	L	25-33	Iowa City, IA
2/23/06	L	27-33	Des Moines, IA
1/18/07	L	26-32	Des Moines, IA
1/2/13	L	10-15	Des Moines, IA

**Detroit Mercy (Iowa leads, 7-0)**

12/21/40	W	37-35	Detroit, MI
12/12/46	W	67-51	Iowa City, IA
2/5/66	W	107-73	Detroit, MI
12/8/79	W	80-57	Detroit, MI
12/1/80	W	98-55	Iowa City, IA
%12/5/98	W	61-60	Iowa City, IA
%12/28/00	W	69-68	Honolulu, HI

**Drake (Iowa leads, 57-10)**

2/22/09	W	36-13	Des Moines, IA
2/4/10	W	26-8	Des Moines, IA
3/1/10	W	43-7	Iowa City, IA
1/21/11	W	30-20	Iowa City, IA
2/23/11	W	23-15	Des Moines, IA
1/29/16	W	31-24	Iowa City, IA
2/15/16	W	22-14	Des Moines, IA
1/24/30	W	25-18	Des Moines, IA
2/22/30	L	25-26	Iowa City, IA
1/5/31	W	21-20	Des Moines, IA
1/4/32	W	24-18	Des Moines, IA
12/12/32	W	52-11	Des Moines, IA
1/30/34	W	39-18	Des Moines, IA
1/3/35	L	25-45	Des Moines, IA
1/4/36	W	35-22	Iowa City, IA
12/11/65	W	66-60	Des Moines, IA
12/18/65	W	69-51	Iowa City, IA
12/10/66	W	90-83	Des Moines, IA
12/17/66	W	83-75	Iowa City, IA
12/16/67	L	65-74	Iowa City, IA
12/14/68	L	74-89	Des Moines, IA
12/22/69	W	101-78	Iowa City, IA
12/12/70	L	70-72	Des Moines, IA
12/30/71	W	89-83	Iowa City, IA
12/27/72	L	80-98	Des Moines, IA
12/4/73	W	70-55	Iowa City, IA
12/3/74	W	86-81	Des Moines, IA
12/23/75	W	77-73	Iowa City, IA
2/10/76	W	71-65	Des Moines, IA
12/4/76	W	86-71	Des Moines, IA
12/21/76	W	82-69	Iowa City, IA
12/30/77	W	89-87	Iowa City, IA
12/9/78	L	69-72	Des Moines, IA
12/23/78	W	112-73	Iowa City, IA
12/29/79	W	77-66	Iowa City, IA
12/13/80	W	90-68	Iowa City, IA
12/30/81	W	60-49	Iowa City, IA
11/29/82	W	68-63	Des Moines, IA
12/21/83	W	66-43	Iowa City, IA

12/3/85	W	55-43	Des Moines, IA
12/13/86	W	69-62	Des Moines, IA
12/1/87	W	70-59	Iowa City, IA
11/29/88	W	96-72	Des Moines, IA
11/28/89	W	68-54	Des Moines, IA
11/27/90	W	80-61	Des Moines, IA
12/3/91	W	83-56	Iowa City, IA
1/4/93	W	80-65	Des Moines, IA
11/30/93	W	90-86	Iowa City, IA
11/29/94	W	103-68	Des Moines, IA
11/28/95	W	98-66	Iowa City, IA
12/3/96	W	79-59	Des Moines, IA
12/2/97	W	90-60	Iowa City, IA
12/1/98	W	78-74	Des Moines, IA
12/28/99	W	83-76##	Iowa City, IA
11/21/00	W	73-71	Des Moines, IA
12/12/01	W	101-59	Iowa City, IA
11/26/02	W	50-49	Des Moines, IA
11/25/03	W	74-56	Iowa City, IA
11/30/04	W	91-75	Des Moines, IA
12/20/05	W	65-60	Iowa City, IA
12/16/06	L	59-75	Des Moines, IA
12/14/07	L	51-56	Iowa City, IA
12/20/08	L	43-60	Des Moines, IA
12/19/09	W	71-67	Iowa City, IA
12/18/10	W	59-52	Des Moines, IA
12/17/11	W	82-68	Iowa City, IA
12/7/13	W	83-66	Des Moines, IA

<b>Drexel (Iowa leads, 1-0)</b>			
12/18/89	W	59-50	Iowa City, IA

<b>Dubuque YMCA (Iowa leads, 1-0)</b>			
1/16/02	W	36-27	Dubuque, IA

<b>Duke (Duke leads, 7-1)</b>			
%12/31/68	L	82-85	New Orleans, LA
*3/16/91	L	70-85	Minneapolis, MN
*3/21/92	L	62-75	Greensboro, NC
1/16/93	L	56-65	Durham, NC
12/22/93	L	76-79	Iowa City, IA
%12/27/94	W	81-71	Honolulu, HI
%11/25/95	L	81-88	Anchorage, AK
11/27/01	L	62-80	Chicago, IL

<b>Duquesne (Series tied, 2-2)</b>			
12/9/29	W	35-26	Iowa City, IA
12/11/69	W	98-87	Iowa City, IA
12/10/71	L	75-80	Pittsburgh, PA
%11/17/09	L	50-52	Iowa City, IA

<b>Eastern Illinois (Iowa leads, 5-0)</b>			
%12/23/88	W	89-71	Chaminade, HI
1/2/94	W	91-52	Iowa City, IA
11/21/99	W	95-79	Iowa City, IA
12/30/03	W	71-62	Iowa City, IA
12/1/07	W	57-45	Iowa City, IA

<b>Eastern Michigan (Iowa leads, 1-0)</b>			
%12/21/92	W	103-66	San Juan, P. Rico

<b>Eastern Washington (Iowa leads, 1-0)</b>			
%12/5/03	W	70-54	Iowa City, IA

<b>East Tennessee State (Iowa leads, 2-0)</b>			
*3/14/91	W	76-73	Minneapolis, MN
%12/1/95	W	104-58	Iowa City, IA

<b>Evansville (Iowa leads, 5-2)</b>			
12/1/59	W	86-84	Evansville, IN
12/3/60	W	83-71	Evansville, IN
12/2/61	L	59-65	Evansville, IN
12/1/62	W	62-57	Evansville, IN
12/7/63	W	75-72	Evansville, IN
12/5/64	L	83-90	Evansville, IN
12/4/65	W	80-73	Evansville, IN

<b>Fairfield (Iowa leads, 1-0)</b>			
%12/2/05	W	75-59	Iowa City, IA

<b>Fairleigh Dickinson (Iowa leads, 1-0)</b>			
12/9/13	W	92-59	Iowa City, IA

<b>Florida Atlantic (Iowa leads, 1-0)</b>			
11/24/02	W	79-52	Iowa City, IA

<b>Florida Gulf Coast (Iowa leads, 1-0)</b>			
%11/18/07	W	62-49	Iowa City, IA

<b>Florida State (Series tied, 1-1)</b>			
*3/18/88	W	102-98	Los Angeles, CA
12/2/02	L	67-80	Tallahassee, FL

<b>Furman (Iowa leads, 1-0)</b>			
12/14/85	W	81-61	Iowa City, IA

<b>Gardner-Webb (Iowa leads, 1-0)</b>			
%11/17/12	W	65-56	Iowa City, IA

<b>George Mason (Iowa leads, 1-0)</b>			
12/1/84	W	111-82	Iowa City, IA

<b>George Washington (Iowa leads, 1-0)</b>			
*3/15/96	W	81-79	Tempe, AZ

<b>Georgetown (Iowa leads, 1-0)</b>			
*3/16/80	W	81-80	Philadelphia, PA

<b>Georgia (Series tied, 1-1)</b>			
%12/3/88	W	102-76	Iowa City, IA
&3/11/98	L	93-100	Iowa City, IA

<b>Georgia State (Iowa leads, 2-0)</b>			
12/12/84	W	89-40	Iowa City, IA
12/20/06	W	101-59	Iowa City, IA

<b>Georgia Tech (Series tied, 1-1)</b>			
11/28/00	W	85-67	Iowa City, IA
&3/24/03	L	78-79	Iowa City, IA

<b>Gonzaga (Iowa leads, 2-1)</b>			
11/26/84	W	62-40	Iowa City, IA
12/23/85	W	84-64	Spokane, WA
*3/22/15	L	68-87	Seattle, WA

<b>Grinnell (Grinnell leads, 19-18)</b>			
11/6/01	W	34-19	Iowa City, IA
2/15/02	W	25-21	Grinnell, IA
2/2/03	L	5-6	Grinnell, IA
2/14/03	L	13-15	Iowa City, IA
12/4/03	W	39-35	Iowa City, IA
1/14/04	W	21-20	Grinnell, IA
1/19/04	L	12-35	Grinnell, IA
1904	W	23-19	Iowa City, IA
1/28/05	L	22-32	Grinnell, IA
2/23/05	W	24-17	Iowa City, IA
3/6/05	L	26-34	Grinnell, IA
1906	W	26-13	Iowa City, IA
2/22/06	L	19-20	Grinnell, IA
3/9/06	W	20-17	Iowa City, IA
1/30/07	W	20-17	Grinnell, IA
2/9/07	L	21-24	Iowa City, IA
1/20/08	W	15-13	Iowa City, IA
2/22/08	L	11-34	Grinnell, IA
3/11/08	L	12-26	Grinnell, IA
2/6/09	L	18-19	Iowa City, IA
2/12/09	L	14-25	Grinnell, IA
1/29/10	W	20-13	Iowa City, IA
2/11/10	L	13-18	Grinnell, IA
2/27/11	L	10-21	Grinnell, IA
3/9/11	W	12-10	Grinnell, IA
2/10/12	L	19-20	Iowa City, IA
1912	L	14-18	Grinnell, IA
1/24/13	L	12-26	Iowa City, IA
2/21/13	L	11-35	Grinnell, IA
1/23/14	L	20-38	Iowa City, IA
2/27/14	W	20-18	Grinnell, IA
1/30/15	L	14-15	Iowa City, IA
2/19/15	W	26-20	Grinnell, IA
1/25/16	W	25-16	Iowa City, IA
2/26/16	W	22-15	Grinnell, IA
1/27/17	W	19-16	Iowa City, IA
2/23/17	W	17-15	Grinnell, IA

<b>Hampton (Iowa leads, 1-0)</b>			
11/14/14	W	90-56	Iowa City, IA

<b>Hamline (Iowa leads, 1-0)</b>			
12/1/34	W	38-26	Iowa City, IA

<b>Hardin-Simmons (Iowa leads, 2-0)</b>			
12/21/70	W	90-77	Iowa City, IA
12/1/71	W	80-58	Iowa City, IA

<b>Harvard (Iowa leads, 1-0)</b>			
12/31/47	W	61-41	Iowa City, IA

<b>Haskall Indians (Iowa leads, 1-0)</b>			
2/2/09	W	32-18	Iowa City, IA

<b>Hawai'i (Iowa leads, 3-0)</b>			
%12/30/69	W	111-60	Honolulu, HI
%12/4/82	W	99-67	Iowa City, IA
%12/29/94	W	84-82	Honolulu, HI

<b>Hawaii-Hilo (Iowa leads, 2-0)</b>			
11/22/85	W	80-69	Hilo, HI
12/28/90	W	78-65	Hilo, HI

<b>Hawaii-Pacific (Iowa leads, 1-0)</b>			
11/23/85	W	85-68	Honolulu, HI

<b>Highland Park (Iowa leads, 4-1)</b>			
1903	W	27-17	Iowa City, IA
1/17/04	W	28-19	Highland Park
1/26/05	W	23-22	Highland Park
1/19/07	W	32-17	Highland Park
12/31/13	L	4-14	Highland Park

<b>Holy Cross (Iowa leads, 1-0)</b>			
&12/27/75	W	98-75	Honolulu, HI

<b>Houston (Series tied, 1-1)</b>			
%12/30/68	W	95-87	New Orleans, LA
12/19/81	L	52-62	Houston, TX

<b>Howard (Iowa leads, 1-0)</b>			
%11/15/12	W	66-36	Iowa City, IA

<b>Idaho (Idaho leads, 1-0)</b>			
*3/14/82	L	67-69#	Pullman, WA

<b>Idaho State (Iowa leads, 2-0)</b>			
11/9/07	W	58-43	Iowa City, IA
12/4/10	W	70-53	Iowa City, IA

<b>Illinois (Illinois leads, 82-70)</b>			
12/14/08	W	46-36	Iowa City, IA
1/28/13	L	9-35	Champaign, IL
2/23/24	L	14-26	Iowa City, IA
2/29/24	L	19-38	Champaign, IL
1/24/25	L	15-23	Champaign, IL
2/27/25	W	33-25	Iowa City, IA
1/22/27	L	33-40#	Champaign, IL
2/12/27	W	26-24	Iowa City, IA
1/13/28	W	36-30	Iowa City, IA
2/24/28	W	41-27	Champaign, IL
2/14/31	L	23-26	Iowa City, IA
2/28/31	L	13-31	Champaign, IL
2/27/33	W	30-27	Iowa City, IA
3/4/33	L	16-44	Champaign, IL
1/15/34	W	36-14	Iowa City, IA
2/26/34	L	31-35	Champaign, IL
1/4/36	W	27-26	Iowa City, IA
2/10/36	L	14-36	Champaign, IL
1/16/37	L	28-42	Champaign, IL
2/27/37	L	29-40	Iowa City, IA
2/6/39	L	26-34	Champaign, IL
3/2/40	W	62-47	Iowa City, IA
2/17/41	L	53-56	Champaign, IL
1/19/42	L	35-42	Champaign, IL
3/2/42	W	46-32	Iowa City, IA
1/16/43	L	41-61	Champaign, IL
1/18/43	L	34-66	Champaign, IL
1/21/44	W	56-51	Iowa City, IA
1/22/44	W	53-44	Iowa City, IA
1/26/45	L	42-43	Champaign, IL
3/3/45	W	43-37	Iowa City, IA
12/22/45	W	41-39	Iowa City, IA



2/23/46	L	51-57	Champaign, IL	2/11/95	L	97-104#	Champaign, IL	2/19/40	L	42-46	Iowa City, IA
2/8/47	L	36-45	Champaign, IL	1/18/96	W	82-79	Iowa City, IA	2/10/41	L	40-50	Bloomington, IN
2/9/48	W	70-61	Iowa City, IA	2/24/96	L	86-91	Champaign, IL	2/22/41	L	36-47	Iowa City, IA
2/21/49	L	49-80	Champaign, IL	1/29/97	W	82-65	Iowa City, IA	2/23/42	W	55-52	Iowa City, IA
2/11/50	W	70-65	Champaign, IL	2/9/97	L	51-66	Champaign, IL	1/23/43	L	55-71	Iowa City, IA
1/8/51	L	69-72	Iowa City, IA	1/8/98	L	64-76	Iowa City, IA	1/25/43	L	43-64	Iowa City, IA
1/20/51	L	53-69	Champaign, IL	2/22/98	L	72-79	Champaign, IL	1/28/44	W	43-42	Bloomington, IN
2/9/52	W	73-68	Iowa City, IA	1/7/99	W	84-62	Iowa City, IA	1/29/44	W	52-40	Bloomington, IN
2/23/52	L	62-78	Champaign, IL	2/21/99	W	78-72	Champaign, IL	1/22/45	W	56-51	Iowa City, IA
2/14/53	L	63-80	Champaign, IL	1/26/00	L	58-69	Iowa City, IA	2/10/45	W	45-40	Bloomington, IN
2/21/53	W	67-62	Iowa City, IA	2/12/00	L	50-78	Champaign, IL	1/12/46	L	39-45	Bloomington, IN
1/18/54	W	79-70	Champaign, IL	1/11/01	W	78-62	Iowa City, IA	2/25/46	L	46-49	Iowa City, IA
2/20/54	L	51-74	Iowa City, IA	2/24/01	L	63-89	Champaign, IL	1/18/47	L	48-50	Bloomington, IN
1/17/55	W	92-80	Iowa City, IA	1/15/02	L	66-77	Champaign, IL	2/22/47	W	68-46	Bloomington, IN
2/21/55	W	89-70	Champaign, IL	1/15/03	W	68-61	Iowa City, IA	1/17/48	W	61-52	Iowa City, IA
3/3/56	W	96-72	Iowa City, IA	1/17/04	L	82-88	Champaign, IL	2/14/48	L	47-49	Bloomington, IN
1/7/57	L	70-81	Champaign, IL	2/25/04	L	59-78	Iowa City, IA	1/10/49	L	39-50	Bloomington, IN
1/6/58	W	70-68	Champaign, IL	1/20/05	L	68-73#	Champaign, IL	2/26/49	L	60-76	Iowa City, IA
2/22/58	W	83-79	Iowa City, IA	2/19/05	L	65-75	Iowa City, IA	1/14/50	W	65-64	Iowa City, IA
1/12/59	L	97-103	Champaign, IL	1/7/06	W	63-48	Iowa City, IA	2/25/50	W	59-53	Bloomington, IN
2/28/59	L	70-72	Iowa City, IA	2/25/06	L	59-71	Champaign, IL	2/12/51	L	54-63	Iowa City, IA
2/27/60	L	70-85	Champaign, IL	1/10/07	L	70-74	Champaign, IL	2/26/51	L	53-63	Bloomington, IN
1/16/61	W	78-71	Iowa City, IA	3/3/07	W	60-53	Iowa City, IA	1/12/52	W	78-59	Iowa City, IA
2/10/62	L	81-91	Iowa City, IA	3/1/08	L	47-58	Iowa City, IA	1/21/52	L	69-82	Bloomington, IN
3/3/62	W	88-78	Iowa City, IA	2/1/09	L	54-62	Champaign, IL	12/22/53	L	72-91	Iowa City, IA
1/5/63	L	76-85	Iowa City, IA	1/5/10	L	42-59	Champaign, IL	3/9/53	L	61-68	Bloomington, IN
3/9/63	L	69-73	Champaign, IL	2/3/10	L	49-57	Iowa City, IA	2/22/54	W	82-64	Bloomington, IN
1/11/64	L	70-87	Iowa City, IA	12/29/10	L	77-87	Iowa City, IA	2/12/55	W	90-75	Iowa City, IA
3/9/64	L	67-90	Champaign, IL	2/26/11	L	68-81	Champaign, IL	2/20/56	W	87-83	Bloomington, IN
2/23/65	L	80-97	Champaign, IL	2/26/12	L	54-65	Champaign, IL	3/5/56	W	84-73	Iowa City, IA
3/6/65	W	94-84	Iowa City, IA	3/8/12	W	64-61	Indianapolis, IN	2/2/57	L	66-82	Iowa City, IA
3/5/66	L	90-106	Champaign, IL	3/5/13	W	63-55	Iowa City, IA	2/18/57	L	76-90	Bloomington, IN
2/17/67	W	96-89	Iowa City, IA	2/1/14	W	81-74	Champaign, IL	1/18/58	W	79-75	Iowa City, IA
2/3/68	L	63-66	Champaign, IL	3/8/14	L	63-66	Iowa City, IA	1/17/59	W	88-78	Bloomington, IN
3/2/68	W	61-56	Iowa City, IA	2/25/15	W	68-60	Iowa City, IA	2/8/60	L	74-87	Bloomington, IN
2/8/69	L	69-98	Champaign, IL	<b>Illinois State (Illinois State leads, 1-0)</b>				2/20/60	L	64-79	Iowa City, IA
2/25/69	W	74-53	Iowa City, IA	%12/29/88	L	88-89	Oklahoma City, OK	2/11/61	W	74-67	Bloomington, IN
2/17/70	W	83-81	Champaign, IL	<b>Illinois YMCA (Illinois YMCA leads, 1-0)</b>				3/4/61	L	69-78	Iowa City, IA
2/2/71	W	92-84	Iowa City, IA	2/1/06	L	24-35	Chicago, IL	2/17/62	L	69-72	Bloomington, IN
2/15/72	W	87-84#	Iowa City, IA	<b>Illinois Wesleyan (Iowa leads, 3-1)</b>				2/18/63	L	71-72	Iowa City, IA
3/7/72	L	84-91	Champaign, IL	12/31/20	L	26-29	Bloomington, IL	1/4/64	W	72-71	Bloomington, IN
1/13/73	L	78-80	Champaign, IL	12/15/84	W	99-39	Iowa City, IA	2/10/64	W	82-75	Iowa City, IA
3/10/73	W	93-76	Iowa City, IA	<b>Indiana (Indiana leads, 98-75)</b>				1/11/65	L	76-85	Iowa City, IA
2/23/74	L	84-91	Champaign, IL	2/6/09	L	12-18	Bloomington, IN	1/18/65	W	74-68	Bloomington, IN
1/4/75	W	95-70	Iowa City, IA	1/19/15	W	29-20	Iowa City, IA	1/17/66	L	61-73	Bloomington, IN
3/8/75	W	73-70	Champaign, IL	2/23/15	W	20-19	Bloomington, IN	3/7/66	W	82-77	Iowa City, IA
1/3/76	W	84-60	Iowa City, IA	1/12/17	L	12-21	Iowa City, IA	1/7/67	W	84-73	Iowa City, IA
3/6/76	W	82-70	Champaign, IL	1/19/17	L	7-12	Bloomington, IN	2/25/67	W	75-74#	Bloomington, IN
1/15/77	W	84-81#	Champaign, IL	2/17/18	L	25-29	Iowa City, IA	2/24/68	W	78-70	Bloomington, IN
2/24/77	W	76-64	Iowa City, IA	3/8/18	W	13-11	Bloomington, IN	1/11/69	W	91-72	Iowa City, IA
1/26/78	L	61-70	Iowa City, IA	1/13/19	L	14-23	Iowa City, IA	1/31/70	W	100-93	Iowa City, IA
2/18/78	L	76-77	Champaign, IL	1/24/19	W	21-12	Bloomington, IN	2/7/70	W	104-89	Bloomington, IN
1/25/79	W	58-52	Iowa City, IA	2/7/20	W	28-20	Iowa City, IA	2/13/71	L	84-86	Iowa City, IA
2/17/79	W	67-53	Champaign, IL	2/13/20	L	19-25	Bloomington, IN	3/6/71	L	88-104	Bloomington, IN
1/3/80	W	72-71	Champaign, IL	2/21/21	W	22-15	Iowa City, IA	2/19/72	L	79-86	Bloomington, IN
3/1/80	W	75-71	Iowa City, IA	1/26/21	W	26-17	Bloomington, IN	3/3/73	L	64-80#	Iowa City, IA
1/31/81	L	66-79	Champaign, IL	1/22/23	W	19-13	Iowa City, IA	1/19/74	L	51-55	Iowa City, IA
2/7/81	W	72-66	Iowa City, IA	2/5/23	L	21-23	Bloomington, IN	2/2/74	L	50-85	Bloomington, IN
1/9/82	W	56-50	Iowa City, IA	1/31/25	L	28-30	Iowa City, IA	1/11/75	L	49-102	Bloomington, IN
3/4/82	L	67-73#	Champaign, IL	2/9/25	L	21-28	Bloomington, IN	2/8/75	L	56-79	Iowa City, IA
2/3/83	L	61-62	Champaign, IL	1/16/26	W	29-22	Iowa City, IA	1/26/76	L	73-88	Iowa City, IA
2/12/83	W	68-66	Iowa City, IA	2/1/28	L	33-50	Bloomington, IN	2/23/76	L	81-101	Bloomington, IN
2/2/84	L	52-54##	Iowa City, IA	2/26/28	L	39-49	Iowa City, IA	1/29/77	L	65-81	Bloomington, IN
2/12/84	L	53-73	Champaign, IL	2/21/29	W	29-27	Iowa City, IA	2/28/77	W	80-73	Iowa City, IA
1/5/85	W	64-60	Iowa City, IA	3/4/29	L	30-35	Bloomington, IN	1/5/78	L	51-69	Bloomington, IN
3/7/85	L	53-59#	Champaign, IL	1/19/31	L	20-28	Iowa City, IA	3/4/78	L	55-71	Iowa City, IA
1/4/86	W	60-59	Champaign, IL	2/9/31	L	18-31	Bloomington, IN	1/13/79	W	90-61	Iowa City, IA
3/6/86	W	57-53	Iowa City, IA	1/18/32	L	27-35	Bloomington, IN	2/22/79	L	62-64	Bloomington, IN
1/14/87	W	91-88#	Champaign, IL	2/20/32	L	33-34	Iowa City, IA	1/17/80	L	69-81	Bloomington, IN
2/14/87	W	66-61	Iowa City, IA	2/5/34	L	25-34	Bloomington, IN	2/14/80	L	55-66	Iowa City, IA
1/21/88	W	93-79	Iowa City, IA	2/17/34	W	29-26	Iowa City, IA	1/22/81	W	56-53	Bloomington, IN
3/6/88	L	81-94	Champaign, IL	1/19/35	L	35-40	Iowa City, IA	2/19/81	W	78-65	Iowa City, IA
2/5/89	W	86-82	Iowa City, IA	2/11/35	L	30-34	Bloomington, IN	2/4/82	W	62-40	Iowa City, IA
3/8/89	L	94-118	Champaign, IL	1/4/37	L	24-28	Bloomington, IN	2/13/82	L	58-73	Bloomington, IN
1/29/90	W	69-67	Iowa City, IA	2/6/37	L	34-38	Iowa City, IA	1/29/83	W	63-48	Iowa City, IA
3/4/90	L	85-118	Champaign, IL	1/8/38	W	48-39	Iowa City, IA	2/16/83	W	58-57	Bloomington, IN
1/28/91	L	50-53	Champaign, IL	1/17/38	W	36-32	Bloomington, IN	1/28/84	L	47-54	Bloomington, IN
2/23/91	L	74-79	Iowa City, IA	2/11/39	L	39-50	Iowa City, IA	2/16/84	L	45-49	Iowa City, IA
1/15/92	W	74-69	Iowa City, IA	2/20/39	L	40-45	Bloomington, IN	1/31/85	W	72-59	Bloomington, IN
2/23/92	L	72-77#	Champaign, IL	1/8/40	L	30-45	Bloomington, IN	3/3/85	W	70-50	Iowa City, IA
2/4/93	L	77-78	Champaign, IL					1/30/86	W	79-69	Iowa City, IA
3/13/93	W	63-53	Iowa City, IA					3/2/86	L	73-80	Bloomington, IN
1/19/94	L	90-105	Champaign, IL					1/22/87	W	101-88	Iowa City, IA
2/19/94	W	83-69	Iowa City, IA					2/21/87	L	75-84	Bloomington, IN
2/1/95	L	74-79	Iowa City, IA					1/6/88	W	84-70	Iowa City, IA

3/12/88	L	89-116	Bloomington, IN
1/30/89	L	89-104	Bloomington, IN
3/11/89	W	87-70	Iowa City, IA
1/18/90	L	79-83	Iowa City, IA
2/17/90	L	71-118	Bloomington, IN
1/19/91	L	79-99	Iowa City, IA
2/21/91	W	80-79#	Bloomington, IN
2/9/92	L	66-81	Bloomington, IN
3/4/92	L	60-64	Iowa City, IA
1/6/93	L	67-75	Bloomington, IN
2/6/93	L	66-73	Iowa City, IA
1/11/94	L	75-89	Iowa City, IA
2/12/94	L	91-93	Bloomington, IN
1/7/95	W	74-55	Iowa City, IA
3/12/95	L	79-110	Bloomington, IN
1/30/96	L	73-76	Bloomington, IN
2/11/96	W	76-50	Iowa City, IA
2/4/97	W	75-67	Iowa City, IA
12/31/97	W	89-76	Bloomington, IN
2/28/98	W	84-70	Iowa City, IA
12/31/98	W	67-52	Iowa City, IA
2/27/99	L	81-88	Bloomington, IN
1/18/00	L	71-74	Bloomington, IN
1/27/01	W	71-66	Iowa City, IA
\$3/11/01	W	63-61	Chicago, IL
1/13/02	L	66-77	Iowa City, IA
2/5/02	L	51-79	Bloomington, IN
\$3/9/02	W	62-60	Indianapolis, IN
2/19/03	L	63-79	Iowa City, IA
3/1/03	L	88-91#	Bloomington, IN
2/7/04	W	84-82##	Bloomington, IN
1/29/05	W	72-57	Iowa City, IA
1/24/06	W	73-60	Iowa City, IA
2/11/06	W	70-67	Bloomington, IN
1/16/07	L	64-71	Bloomington, IN
2/3/07	W	81-75	Iowa City, IA
1/2/08	L	76-79	Iowa City, IA
1/23/08	L	43-65	Bloomington, IN
1/3/09	W	65-60	Iowa City, IA
2/4/09	L	60-68	Bloomington, IN
1/24/10	W	58-43	Bloomington, IN
2/28/10	W	73-57	Iowa City, IA
1/23/11	W	91-77	Iowa City, IA
2/5/11	W	64-63	Bloomington, IN
1/29/12	L	103-89	Bloomington, IN
2/19/12	W	78-66	Iowa City, IA
12/31/12	L	65-69	Iowa City, IA
3/2/13	L	60-73	Bloomington, IN
2/27/14	L	86-93	Bloomington, IN
3/3/15	W	77-63	Bloomington, IN

**Indiana State (Iowa leads, 2-0)**

12/16/40	W	39-37	Iowa City, IA
&3/20/13	W	68-52	Iowa City, IA

**Iowa National Guard (Iowa leads, 2-1)**

2/28/05	L	26-46	Muscatine, IA
1/26/06	W	42-26	Fairfield, IA
1/1/13	W	25-16	Fort Dodge, IA

**Iowa State (Iowa leads, 43-25)**

2/5/09	W	30-27	Ames, IA
2/26/10	W	24-12	Iowa City, IA
2/8/13	W	27-15	Iowa City, IA
2/25/13	W	21-13	Ames, IA
1/31/14	W	22-15	Iowa City, IA
2/24/14	W	21-16	Ames, IA
2/16/15	W	27-12	Iowa City, IA
3/4/15	W	23-18	Ames, IA
2/19/16	W	26-9	Iowa City, IA
3/4/16	W	22-14	Ames, IA
2/16/17	L	12-24	Ames, IA
2/27/17	W	15-13	Iowa City, IA
2/9/18	W	24-9	Iowa City, IA
3/1/18	W	22-20	Ames, IA
2/15/19	W	27-17	Iowa City, IA
3/1/19	W	29-20	Ames, IA
1/23/20	W	27-15	Iowa City, IA
3/6/20	W	26-19	Ames, IA
2/15/21	L	16-20	Iowa City, IA
3/11/21	L	18-26	Ames, IA
12/11/33	W	30-12	Iowa City, IA
1/1/35	L	33-41	Ames, IA
1/23/70	W	87-68	Iowa City, IA

12/18/71	L	94-97	Ames, IA
1/2/73	W	66-57	Iowa City, IA
1/7/74	L	77-94	Ames, IA
12/12/74	W	77-66	Iowa City, IA
12/12/75	W	91-77	Ames, IA
12/18/76	W	85-64	Iowa City, IA
11/26/77	L	78-79	Ames, IA
12/11/78	W	67-66	Iowa City, IA
12/15/79	W	67-64	Ames, IA
12/20/80	W	85-59	Iowa City, IA
12/8/81	W	79-68	Ames, IA
1/15/83	W	73-56	Iowa City, IA
1/14/84	L	72-76##	Ames, IA
12/4/84	L	50-54	Iowa City, IA
12/10/85	L	61-74	Ames, IA
12/20/86	W	89-64	Iowa City, IA
12/19/87	L	100-102#	Ames, IA
12/10/88	W	91-71	Iowa City, IA
12/7/89	W	89-87	Ames, IA
12/8/90	W	75-73	Iowa City, IA
12/14/91	L	84-98	Ames, IA
12/12/92	W	78-51	Iowa City, IA
12/11/93	L	79-86	Ames, IA
12/10/94	L	63-76	Iowa City, IA
12/9/95	W	56-50	Ames, IA
12/14/96	L	74-81	Iowa City, IA
12/13/97	W	60-59	Ames, IA
12/12/98	W	74-54	Iowa City, IA
12/11/99	L	66-79	Ames, IA
12/9/00	W	80-68	Iowa City, IA
12/8/01	W	78-53	Ames, IA
12/13/02	L	69-73	Iowa City, IA
&3/21/03	W	54-53	Ames, IA
1/21/04	L	76-84	Ames, IA
12/10/04	W	70-63	Iowa City, IA
12/9/05	L	60-72	Ames, IA
12/8/06	W	77-59	Iowa City, IA
12/8/07	L	47-56	Ames, IA
12/12/08	W	73-57	Iowa City, IA
12/11/09	L	71-81	Ames, IA
12/10/10	L	72-75	Iowa City, IA
12/9/11	L	76-86	Ames, IA
12/7/12	W	80-71	Iowa City, IA
12/13/13	L	82-85	Ames, IA
12/12/14	L	75-90	Iowa City, IA

**Iowa Wesleyan (Iowa leads, 3-0)**

12/20/11	W	41-22	Iowa City, IA
12/14/14	W	46-22	Iowa City, IA
12/21/15	W	55-6	Iowa City, IA

**IPFW (Iowa Leads, 1-0)**

11/26/11	W	82-72	Iowa City, IA
----------	---	-------	---------------

**Ithaca (Iowa leads, 1-0)**

12/13/48	W	78-26	Iowa City, IA
----------	---	-------	---------------

**Jackson State (Iowa leads, 1-0)**

12/12/88	W	86-71	Iowa City, IA
----------	---	-------	---------------

**Jacksonville (Jacksonville leads, 1-0)**

*3/12/70	L	103-104	Columbus, OH
----------	---	---------	--------------

**James Madison (Iowa leads, 1-0)**

%12/28/82	W	47-45	Rochester, NY
-----------	---	-------	---------------

**Kansas (Iowa leads, 7-3)**

2/5/02	W	40-27	Iowa City, IA
2/14/06	W	29-19	Iowa City, IA
1/29/42	L	51-53	Iowa City, IA
1/3/72	W	81-68	Iowa City, IA
12/9/72	W	69-56	Lawrence, KS
1/2/74	L	71-72	Iowa City, IA
12/7/74	L	54-89	Lawrence, KS
%11/28/87	W	100-81	Maui, HI
12/8/98	W	85-81	Lawrence, KS
2/3/00	W	77-69	Iowa City, IA

**Kansas City AC (K. C. AC leads, 1-0)**

1/23/07	L	28-35	Kansas City, MO
---------	---	-------	-----------------

**Kansas State (Series tied, 4-4)**

12/7/46	W	54-41	Iowa City, IA
12/22/56	W	85-83	Iowa City, IA
12/14/57	L	69-86	Manhattan, KS
12/13/72	L	62-68	Iowa City, IA
12/11/73	L	67-105	Manhattan, KS
12/23/00	L	78-86	Manhattan, KS
12/22/01	W	89-70	Iowa City, IA
%11/29/08	W	65-63	Las Vegas, NV

**Kent State (Iowa leads, 3-0)**

11/29/76	W	84-55	Iowa City, IA
11/28/77	W	82-64	Kent, OH
11/25/78	W	111-76	Iowa City, IA

**Kentucky (Kentucky leads, 5-3)**

*3/17/56	W	89-77	Iowa City, IA
%12/21/62	L	69-94	Lexington, KY
12/4/64	L	77-85	Lexington, KY
12/4/72	W	79-66	Lexington, KY
12/14/73	L	80-88	Iowa City, IA
*3/15/97	L	69-75	Salt Lake City, UT
*3/17/01	L	79-92	Long Island, NY
%11/21/05	W	67-63	Kansas City, MO

**Knox (Iowa leads, 4-0)**

12/31/21	W	27-21	Galesburg, IL
12/16/22	W	21-11	Iowa City, IA
1927	W	30-21	Iowa City, IA
2/6/43	W	62-45	Iowa City, IA

**Lafayette (Iowa leads, 1-0)**

1/11/88	W	109-68	Iowa City, IA
---------	---	--------	---------------

**LaSalle (Series tied, 1-1)**

*3/18/55	L	73-76	Kansas City, MO
%12/7/96	W	65-60	Iowa City, IA

**Lawrence Tech (Lawrence Tech leads, 1-0)**

12/10/49	L	49-54	Southfield, MI
----------	---	-------	----------------

**Leander-Clarke (Iowa leads, 3-0)**

1/16/12	W	23-11	Iowa City, IA
12/16/12	W	14-10	Iowa City, IA
12/12/13	W	24-13	Iowa City, IA

**Lehigh (Iowa leads, 2-0)**

%12/7/85	W	89-68	Iowa City, IA
12/3/94	W	104-77	Iowa City, IA

**Lewis Institute (Lewis Institute leads, 2-0)**

1905	L	25-31	Iowa City, IA
2/17/11	L	10-19	Chicago, IL

**Liberty (Iowa leads, 1-0)**

12/22/02	W	87-49	Iowa City, IA
----------	---	-------	---------------

**Lombard (Iowa leads, 2-1)**

12/19/16	W	39-11	Iowa City, IA
12/20/17	L	15-25	Iowa City, IA
12/20/21	W	26-14	Iowa City, IA

**Long Beach State (Series Tied, 1-1)**

%12/4/93	W	101-79	Iowa City, IA
%11/22/10	L	72-78	Virgin Islands, VI

**Long Island (Iowa leads, 2-0)**

12/17/94	W	102-72	Iowa City, IA
11/29/97	W	101-69	Iowa City, IA

**Longwood (Iowa leads, 1-0)**

11/29/14	W	77-44	Iowa City, IA
----------	---	-------	---------------

**Loyola-Chicago (Iowa leads, 4-3)**

12/19/35	W	33-26	Chicago, IL
12/28/50	W	61-56	Chicago, IL
12/4/54	W	89-79	Chicago, IL
2/2/63	L	68-86	Chicago, IL
2/1/64	L	71-85	Chicago, IL
2/4/67	L	87-98	Chicago, IL
1/8/68	W	71-65	Iowa City, IA

**Loyola Marymount (Iowa leads, 2-0)**

12/17/55	W	84-61	Iowa City, IA
%12/6/86	W	103-80	Iowa City, IA

# ALL-TIME SERIES RESULTS

## Loyola-New Orleans (Iowa leads, 2-0)

12/17/56	W	80-65	Iowa City, IA
12/22/59	W	68-96	Iowa City, IA

## Los Angeles State (Iowa leads, 1-0)

12/18/61	W	82-72	Iowa City, IA
----------	---	-------	---------------

## Louisiana-Monroe (Iowa leads, 4-1)

12/6/75	W	97-87	Iowa City, IA
*3/12/82	W	70-63	Pullman, WA
*3/19/93	W	82-69	Nashville, TN
%11/30/07	L	67-72#	Iowa City, IA
11/16/10	W	68-40	Iowa City, IA

## Louisiana Tech (Iowa leads, 3-0)

%12/7/91	W	84-65	Iowa City, IA
11/17/01	W	75-67	Iowa City, IA
12/21/11	W	77-58	Iowa City, IA

## Louisiana State (LSU leads, 3-0)

%12/28/64	L	81-92	Pullman, WA
%11/26/96	L	60-70+	Maui, HI
&3/13/02	L	61-63	Iowa City, IA

## Louisville (Series tied, 2-2)

*3/22/80	L	72-80	Indianapolis, IN
12/7/83	L	58-79	Louisville, KY
11/29/03	W	70-69#	Indianapolis, IN
%11/22/04	W	76-71	Maui, HI

## Luther (Iowa leads, 3-0)

1908	W	34-32	Decorah, IA
2/26/09	W	34-12	Decorah, IA
1/19/10	W	19-15	Decorah, IA

## Mankato State (Iowa leads, 1-0)

12/1/77	W	91-71	Iowa City, IA
---------	---	-------	---------------

## Marquette (Iowa leads, 10-7)

1/15/23	L	20-21	Iowa City, IA
1/11/24	W	28-17	Milwaukee, WI
1/2/26	W	19-16	Milwaukee, WI
1927	W	35-21	Milwaukee, WI
12/31/27	W	31-17	Milwaukee, WI
1929	W	38-15	Milwaukee, WI
12/21/29	L	19-29	Milwaukee, WI
3/4/30	L	21-39	Iowa City, IA
12/30/35	W	31-27	Milwaukee, WI
1/2/37	W	37-34	Milwaukee, WI
1/1/38	L	23-36	Milwaukee, WI
12/30/39	L	43-49#	Milwaukee, WI
*3/12/55	W	86-81	Kansas City, MO
12/23/72	L	61-69	Iowa City, IA
12/8/73	L	70-86	Milwaukee, WI
12/5/81	W	86-65#	Milwaukee, WI
12/8/82	W	87-66	Iowa City, IA

## Maryland (Series tied, 2-2)

%12/25/84	L	68-70	Honolulu, HI
11/30/99	L	65-83	Baltimore, MD
&4/2/13	W	71-60	New York, NY
2/8/15	W	71-55	Iowa City, IA

## Maryland-Baltimore Co. (Iowa leads, 2-0)

12/15/90	W	98-81	Iowa City, IA
12/6/14	W	77-47	Iowa City, IA

## Maryland Eastern Shore (Iowa leads, 5-0)

11/23/91	W	101-45	Iowa City, IA
11/13/01	W	89-59	Iowa City, IA
%11/14/05	W	86-41	Iowa City, IA
%11/20/07	W	65-48	Iowa City, IA
11/14/13	W	109-63	Iowa City, IA

## McNeese State (Iowa leads, 1-0)

11/26/88	W	77-56	Iowa City, IA
----------	---	-------	---------------

## Memphis (Iowa leads, 2-0)

%2/30/83	W	73-66	Los Angeles, CA
%11/20/01	W	75-71	Kansas City, MO

## Mercer (Iowa leads, 1-0)

12/28/01	W	77-43	Iowa City, IA
----------	---	-------	---------------

## Miami, Ohio (Iowa leads, 2-0)

2/8/58	W	82-77	Iowa City, IA
12/9/61	W	75-55	Iowa City, IA

## Michigan (Michigan leads, 91-60)

1/21/21	L	15-19	Ann Arbor, MI
2/27/22	L	20-22	Iowa City, IA
3/4/22	L	19-25	Ann Arbor, MI
1/15/23	W	18-17	Iowa City, IA
3/3/23	W	20-18	Ann Arbor, MI
1/19/24	L	18-23	Ann Arbor, MI
2/25/24	L	25-27	Iowa City, IA
1/11/26	L	16-22	Ann Arbor, MI
2/13/26	W	24-21	Iowa City, IA
1927	L	22-41	Iowa City, IA
1927	L	29-31#	Ann Arbor, MI
1929	L	25-36	Iowa City, IA
1929	L	18-25	Ann Arbor, MI
2/15/32	L	22-40	Ann Arbor, MI
2/27/32	L	27-35	Iowa City, IA
1/7/33	L	25-33	Iowa City, IA
2/18/33	W	36-35	Ann Arbor, MI
2/16/35	L	27-29	Iowa City, IA
2/25/35	W	37-25	Ann Arbor, MI
2/3/36	L	27-31#	Ann Arbor, MI
2/22/36	L	25-31	Iowa City, IA
2/14/38	W	38-20	Ann Arbor, MI
2/26/38	W	37-25	Iowa City, IA
1/21/39	L	32-47	Iowa City, IA
1/13/40	L	38-47	Ann Arbor, MI
2/15/41	L	29-40	Iowa City, IA
1/3/42	W	40-34	Ann Arbor, MI
2/21/42	W	59-38	Iowa City, IA
1/19/45	W	29-27	Ann Arbor, MI
2/3/45	W	50-37	Iowa City, IA
2/15/47	W	55-46	Iowa City, IA
3/1/48	L	35-51	Ann Arbor, MI
3/5/49	W	63-62	Iowa City, IA
1/7/50	L	46-66	Ann Arbor, MI
2/24/51	W	70-48	Iowa City, IA
3/5/51	W	65-55	Ann Arbor, MI
1/7/52	W	54-46	Ann Arbor, MI
2/11/52	W	82-59	Iowa City, IA
12/13/52	W	85-77	Iowa City, IA
1/12/53	L	61-66	Ann Arbor, MI
1/11/54	W	93-78	Iowa City, IA
2/8/54	W	86-68	Ann Arbor, MI
2/26/55	W	96-84	Iowa City, IA
3/7/55	L	58-74	Ann Arbor, MI
1/21/56	W	78-67	Ann Arbor, MI
3/2/57	L	79-83	Iowa City, IA
1/4/58	L	65-73	Iowa City, IA
3/8/58	L	92-95	Ann Arbor, MI
1/31/59	W	78-74	Iowa City, IA
2/16/59	L	86-90	Ann Arbor, MI
3/5/60	W	68-53	Iowa City, IA
2/20/61	W	50-46	Ann Arbor, MI
1/15/62	L	55-56	Ann Arbor, MI
2/24/62	W	68-63	Iowa City, IA
1/7/63	L	67-88	Iowa City, IA
2/25/63	L	70-78	Ann Arbor, MI
3/7/64	L	61-69	Iowa City, IA
2/8/65	L	66-81	Ann Arbor, MI
2/21/66	W	91-82	Iowa City, IA
2/28/66	L	88-103	Ann Arbor, MI
1/23/67	W	91-81	Iowa City, IA
3/11/67	W	83-76	Ann Arbor, MI
2/10/68	W	99-86	Ann Arbor, MI
3/9/68	L	70-71	Iowa City, IA
1/4/69	L	92-99#	Ann Arbor, MI
2/15/69	L	85-86	Iowa City, IA
1/6/70	W	107-99	Ann Arbor, MI
3/9/71	L	82-86	Iowa City, IA
1/25/72	L	86-90	Ann Arbor, MI
3/11/72	W	95-69	Iowa City, IA
1/8/73	L	59-71	Ann Arbor, MI
1/29/73	W	75-68	Iowa City, IA
1/26/74	L	84-86#	Iowa City, IA
1/18/75	L	70-75	Iowa City, IA
2/15/75	L	75-99	Ann Arbor, MI
1/31/76	L	95-104	Ann Arbor, MI
2/28/76	L	74-88	Iowa City, IA
1/17/77	L	75-99	Iowa City, IA
2/17/77	L	80-91	Ann Arbor, MI
1/12/78	L	56-66	Iowa City, IA

2/25/78	L	76-82	Ann Arbor, MI
1/6/79	W	85-79	Ann Arbor, MI
3/1/79	L	53-61	Iowa City, IA
1/5/80	L	65-68	Ann Arbor, MI
2/28/80	W	83-67	Iowa City, IA
1/17/81	W	75-58	Ann Arbor, MI
2/26/81	W	69-66	Iowa City, IA
1/23/82	W	56-38	Iowa City, IA
2/20/82	L	58-68	Ann Arbor, MI
1/8/83	W	79-72	Iowa City, IA
3/10/83	L	60-66	Ann Arbor, MI
1/7/84	L	49-53	Ann Arbor, MI
3/7/84	L	46-53	Iowa City, IA
1/19/85	L	67-69###	Ann Arbor, MI
2/14/85	L	52-56	Iowa City, IA
1/18/86	L	57-61	Iowa City, IA
2/15/86	L	66-82	Ann Arbor, MI
1/31/87	L	92-100	Ann Arbor, MI
2/28/87	W	95-85	Iowa City, IA
2/3/88	L	103-120	Ann Arbor, MI
2/27/88	W	95-87	Iowa City, IA
2/9/89	L	107-108##	Iowa City, IA
3/4/89	L	96-119	Ann Arbor, MI
1/20/90	W	78-76#	Iowa City, IA
3/10/90	L	96-127	Ann Arbor, MI
1/10/91	W	79-78	Iowa City, IA
2/9/91	L	70-84	Ann Arbor, MI
1/9/92	L	77-80#	Iowa City, IA
2/12/92	L	74-79	Ann Arbor, MI
1/31/93	W	88-80	Iowa City, IA
3/2/93	L	73-82	Ann Arbor, MI
1/8/94	L	70-71	Iowa City, IA
2/16/94	L	76-89	Ann Arbor, MI
1/11/95	L	82-83##	Ann Arbor, MI
3/5/95	W	86-69	Iowa City, IA
1/28/96	W	70-61	Iowa City, IA
2/13/96	W	62-55	Ann Arbor, MI
1/19/97	L	71-79	Ann Arbor, MI
2/20/97	W	80-75	Iowa City, IA
2/1/98	L	66-80	Iowa City, IA
\$3/6/98	L	66-77	Chicago, IL
130/99	W	81-68	Ann Arbor, MI
1/22/00	W	83-78	Iowa City, IA
3/1/00	L	78-87	Ann Arbor, MI
1/20/01	L	69-70	Iowa City, IA
2/14/01	L	85-94	Ann Arbor, MI
2/23/02	W	76-56	Iowa City, IA
2/8/03	L	62-70	Ann Arbor, MI
1/28/04	L	84-90	Ann Arbor, MI
2/14/04	W	69-61	Iowa City, IA
\$3/12/04	L	70-79	Indianapolis, IN
1/5/05	L	63-65	Iowa City, IA
3/5/05	W	74-72#	Ann Arbor, MI
2/4/06	W	94-66	Iowa City, IA
1/31/07	W	69-62	Ann Arbor, MI
1/19/08	W	68-60	Ann Arbor, MI
2/14/08	L	52-60	Iowa City, IA
\$3/13/08	L	47-55	Indianapolis, IN
1/11/09	L	49-64	Ann Arbor, MI
2/22/09	W	70-60#	Iowa City, IA
\$3/12/09	L	45-73	Indianapolis, IN
1/30/10	L	46-60	Ann Arbor, MI
2/16/10	L	78-80#	Iowa City, IA
\$3/11/10	L	52-59	Indianapolis, IN
1/30/11	L	73-87	Ann Arbor, MI
2/19/11	L	72-75#	Iowa City, IA
1/14/12	W	75-59	Iowa City, IA
1/6/13	L	67-95	Ann Arbor, MI
1/22/14	L	67-75	Ann Arbor, MI
2/8/14	W	85-67	Iowa City, IA
2/5/15	W	72-54	Ann Arbor, MI

## Michigan State (Michigan State leads, 71-53)

12/22/37	L	37-52	East Lansing, MI
12/23/40	W	40-34	East Lansing, MI
12/30/44	W	66-29	Iowa City, IA
12/18/48	L	43-49	East Lansing, MI
12/5/49	W	73-53	Iowa City, IA
1/15/51	W	46-42	Iowa City, IA
3/3/51	W	65-52	East Lansing, MI
1/5/52	W	61-60	East Lansing, MI
2/25/52	W	64-52	Iowa City, IA
1/10/53	L	61-68	East Lansing, MI
2/9/53	L	48-60	Iowa City, IA
1/4/54	W	73-63	Iowa City, IA



2/27/54	W	60-48	East Lansing, MI	3/2/02	L	79-93	East Lansing, MI	1/14/35	W	39-33#	Minneapolis, MN
1/10/55	W	94-81	Iowa City, IA	1/11/03	W	68-64	Iowa City, IA	2/2/35	L	35-36	Iowa City, IA
2/19/55	W	78-69	East Lansing, MI	3/5/03	L	54-82	East Lansing, MI	2/15/37	L	37-43	Iowa City, IA
1/7/56	L	64-65	Iowa City, IA	2/4/04	L	72-89	East Lansing, MI	2/22/37	L	25-44	Minneapolis, MN
2/16/57	L	67-77	East Lansing, MI	2/5/05	L	64-75	Iowa City, IA	2/7/38	L	26-28	Minneapolis, MN
2/10/58	L	84-90	East Lansing, MI	\$3/11/05	W	71-69	Chicago, IL	2/28/38	L	29-30	Iowa City, IA
3/1/58	L	65-83	Iowa City, IA	1/21/06	L	55-85	East Lansing, MI	1/9/39	L	29-36	Minneapolis, MN
1/5/59	W	80-68	Iowa City, IA	2/14/06	W	66-54	Iowa City, IA	3/6/39	L	43-54	Iowa City, IA
3/7/59	L	74-84	East Lansing, MI	\$3/11/06	W	53-48	Indianapolis, IN	1/6/40	L	34-42	Iowa City, IA
1/11/60	W	82-79	Iowa City, IA	1/4/07	W	62-60	Iowa City, IA	2/17/40	L	29-34	Minneapolis, MN
1/23/60	L	80-90	East Lansing, MI	2/17/07	L	49-81	East Lansing, MI	1/13/41	W	41-34	Minneapolis, MN
1/14/61	W	86-72	Iowa City, IA	1/12/08	W	43-36	Iowa City, IA	3/3/41	W	46-39	Iowa City, IA
3/6/61	L	64-74	East Lansing, MI	2/23/08	L	52-66	East Lansing, MI	1/12/42	L	39-41	Iowa City, IA
2/19/62	W	59-51	Iowa City, IA	1/29/09	L	56-71	Iowa City, IA	1/9/43	L	45-46	Iowa City, IA
1/21/63	W	60-59	East Lansing, MI	2/25/09	L	54-62	East Lansing, MI	1/11/43	W	48-41	Iowa City, IA
2/15/64	L	82-107	East Lansing, MI	1/9/10	L	53-71	Iowa City, IA	1/7/44	W	37-34	Minneapolis, MN
2/22/64	L	89-107	Iowa City, IA	1/20/10	L	63-70	East Lansing, MI	1/8/44	W	37-29	Minneapolis, MN
1/9/65	W	85-78	East Lansing, MI	2/2/11	W	72-52	Iowa City, IA	1/6/45	W	41-34	Iowa City, IA
1/16/65	W	111-68	Iowa City, IA	3/2/11	L	66-85	East Lansing, MI	2/27/45	W	55-48	Minneapolis, MN
1/22/66	W	90-76	Iowa City, IA	\$3/10/11	L	61-66	Indianapolis, IN	1/28/46	W	63-61#	Iowa City, IA
1/14/67	L	70-79	East Lansing, MI	1/10/12	L	61-95	East Lansing, MI	3/2/46	L	47-58	Minneapolis, MN
1/23/68	W	76-71	East Lansing, MI	3/9/12	L	75-92	Indianapolis, IN	1/13/47	W	77-64	Iowa City, IA
2/27/68	W	76-58	Iowa City, IA	1/10/13	L	59-62	Iowa City, IA	2/17/47	L	55-59	Minneapolis, MN
1/14/69	W	77-76	Iowa City, IA	\$3/15/13	L	56-59	Chicago, IL	1/19/48	L	56-72	Minneapolis, MN
2/18/69	L	60-78	East Lansing, MI	1/28/14	L	69-71#	Iowa City, IA	2/28/48	W	54-50	Iowa City, IA
2/14/70	W	103-77	Iowa City, IA	3/6/14	L	76-86	East Lansing, MI	1/17/49	L	45-61	Iowa City, IA
1/12/71	L	81-84	East Lansing, MI	1/8/15	L	61-75	Iowa City, IA	2/12/49	L	49-54	Minneapolis, MN
2/12/72	L	91-100	Iowa City, IA	<b>Millikin (Iowa leads, 4-2)</b>				2/20/50	W	64-62	Minneapolis, MN
2/26/72	W	102-98	East Lansing, MI	1/1/21	L	22-24	Decatur, IL	3/6/50	L	49-64	Iowa City, IA
1/15/73	L	74-76	Iowa City, IA	12/2/33	W	47-27	Iowa City, IA	1/22/51	W	69-47	Minneapolis, MN
2/3/73	L	89-94	East Lansing, MI	11/30/35	L	29-33	Iowa City, IA	1/19/52	W	76-59	Iowa City, IA
1/21/74	L	86-95	East Lansing, MI	12/21/36	W	37-30	Decatur, IL	1/17/53	L	58-65	Minneapolis, MN
1/20/75	W	83-79	Iowa City, IA	12/8/39	W	43-26	Iowa City, IA	3/2/53	W	81-79#	Iowa City, IA
2/17/75	L	78-90	East Lansing, MI	2/1/41	W	46-27	Iowa City, IA	1/16/54	L	55-59	Iowa City, IA
1/5/76	L	88-105	East Lansing, MI	<b>Minnesota (Minnesota leads, 103-93)</b>				2/13/54	W	86-82#	Minneapolis, MN
3/1/76	L	88-93	Iowa City, IA	3/1/02	L	10-47	Minneapolis, MN	1/8/55	L	80-81	Iowa City, IA
2/7/77	W	87-79	Iowa City, IA	1/13/05	L	17-48	Minneapolis, MN	2/29/55	W	72-70	Minneapolis, MN
2/19/77	L	79-81	East Lansing, MI	1/8/08	L	12-31	Iowa City, IA	1/14/56	W	84-62	Iowa City, IA
1/21/78	L	58-68	East Lansing, MI	2/8/08	L	25-33	Minneapolis, MN	2/25/56	W	83-73#	Minneapolis, MN
2/9/78	L	70-71	Iowa City, IA	2/18/09	W	37-14	Iowa City, IA	1/12/57	W	89-66	Iowa City, IA
1/20/79	L	72-83#	East Lansing, MI	2/27/09	L	18-23	Minneapolis, MN	2/25/57	L	81-102	Minneapolis, MN
2/8/79	L	57-60	Iowa City, IA	1/20/10	L	9-20	Minneapolis, MN	1/25/58	W	73-71	Minneapolis, MN
1/19/80	L	67-75	East Lansing, MI	2/3/10	L	18-22	Iowa City, IA	2/7/59	W	69-65	Iowa City, IA
2/7/80	W	44-39#	Iowa City, IA	2/10/11	L	7-37	Minneapolis, MN	1/2/60	L	61-70	Minneapolis, MN
1/10/81	W	65-57	Iowa City, IA	3/4/11	L	15-36	Iowa City, IA	1/25/60	L	72-87	Iowa City, IA
3/5/81	L	70-71#	East Lansing, MI	1/22/12	L	17-36	Iowa City, IA	1/7/61	W	71-46	Iowa City, IA
1/28/82	W	57-56	East Lansing, MI	3/1/12	L	10-29	Minneapolis, MN	2/25/61	W	61-43	Minneapolis, MN
2/18/82	W	59-53	Iowa City, IA	2/15/13	L	10-26	Iowa City, IA	1/13/62	W	65-63	Iowa City, IA
1/5/83	L	59-61	Iowa City, IA	3/7/13	W	12-9	Minneapolis, MN	1/12/63	L	58-83	Minneapolis, MN
3/12/83	W	75-57	East Lansing, MI	1/19/14	W	16-14	Iowa City, IA	2/8/64	L	71-76	Iowa City, IA
1/4/84	L	72-73	East Lansing, MI	2/12/14	L	13-34	Minneapolis, MN	2/29/64	L	63-70	Minneapolis, MN
3/11/84	L	44-51	Iowa City, IA	1/22/15	L	14-29	Minneapolis, MN	%12/30/64	W	76-74	Los Angeles, CA
1/17/85	W	79-65	East Lansing, MI	2/13/15	L	9-11	Iowa City, IA	3/2/65	L	70-78	Iowa City, IA
2/16/85	L	55-57	Iowa City, IA	1/21/16	L	11-26	Minneapolis, MN	3/9/65	L	84-85#	Minneapolis, MN
1/16/86	W	82-71	Iowa City, IA	2/23/16	L	13-21	Iowa City, IA	2/15/66	W	96-87	Iowa City, IA
2/13/86	L	73-83	East Lansing, MI	2/19/17	L	15-39	Iowa City, IA	2/21/67	L	86-88	Minneapolis, MN
1/29/87	W	89-75	East Lansing, MI	3/2/17	L	19-31	Minneapolis, MN	1/20/68	W	82-70	Iowa City, IA
2/26/87	W	93-64	Iowa City, IA	1/19/18	L	18-33	Minneapolis, MN	3/4/68	W	91-72	Minneapolis, MN
2/6/88	W	101-72	Iowa City, IA	2/4/18	W	25-21	Iowa City, IA	1/18/69	W	89-68	Iowa City, IA
3/3/88	W	103-87	East Lansing, MI	2/1/19	L	18-28	Iowa City, IA	3/4/69	L	65-71	Minneapolis, MN
1/5/89	W	93-82	East Lansing, MI	2/8/19	L	22-36	Minneapolis, MN	2/3/70	W	90-77	Iowa City, IA
3/2/89	L	81-83	Iowa City, IA	1/9/20	L	19-21	Minneapolis, MN	2/16/71	L	76-88	Minneapolis, MN
1/13/90	L	80-87	East Lansing, MI	2/20/20	W	30-5	Iowa City, IA	1/29/72	L	50-61	Iowa City, IA
2/12/90	L	70-80	Iowa City, IA	1/15/21	L	19-24	Minneapolis, MN	2/5/72	L	52-53	Minneapolis, MN
1/5/91	W	79-66	Iowa City, IA	2/7/21	L	14-17	Iowa City, IA	1/6/73	W	65-62#	Iowa City, IA
2/7/91	W	71-67	East Lansing, MI	1/14/22	L	16-24	Minneapolis, MN	3/5/73	W	79-77	Minneapolis, MN
2/6/92	W	77-63	Iowa City, IA	2/20/22	W	29-21	Iowa City, IA	1/5/74	W	66-55	Iowa City, IA
3/15/92	L	53-64	East Lansing, MI	1/24/23	W	32-16	Minneapolis, MN	3/9/74	W	60-50	Minneapolis, MN
1/28/93	W	66-90#	East Lansing, MI	2/26/23	W	29-24	Iowa City, IA	1/25/75	W	53-44	Iowa City, IA
2/27/93	W	66-64	Iowa City, IA	1/5/25	W	27-19	Iowa City, IA	2/22/75	L	67-68	Minneapolis, MN
1/29/94	L	84-87	East Lansing, MI	2/21/25	L	18-20	Minneapolis, MN	1/10/76	W	71-68	Iowa City, IA
3/2/94	L	72-80	Iowa City, IA	2/6/26	W	21-14	Iowa City, IA	2/7/76	W	65-58	Iowa City, IA
1/7/95	L	68-69	East Lansing, MI	3/13/26	W	17-15	Minneapolis, MN	1/8/77	W	Forfeit	Iowa City, IA
3/8/95	W	79-78	Iowa City, IA	1/7/28	L	32-33	Minneapolis, MN	2/12/77	W	Forfeit	Minneapolis, MN
1/20/96	L	60-62	East Lansing, MI	2/6/28	W	30-27	Iowa City, IA	2/2/78	L	71-82	Minneapolis, MN
2/21/96	W	83-47	Iowa City, IA	1/14/29	W	36-23	Iowa City, IA	2/11/78	L	65-78	Iowa City, IA
2/12/97	L	67-69	East Lansing, MI	2/18/29	L	22-37	Minneapolis, MN	1/27/79	W	81-64	Iowa City, IA
1/21/98	L	57-78	Iowa City, IA	1/10/31	L	22-26	Iowa City, IA	2/3/79	W	97-71	Minneapolis, MN
2/7/98	L	64-75	East Lansing, MI	2/2/31	L	14-36	Minneapolis, MN	1/26/80	W	80-73	Iowa City, IA
1/21/99	L	65-80	East Lansing, MI	2/8/32	L	22-24	Minneapolis, MN	2/2/80	W	73-63	Minneapolis, MN
2/6/99	L	81-95	Iowa City, IA	3/5/32	L	22-24#	Iowa City, IA	1/24/81	L	48-60	Iowa City, IA
1/8/00	L	53-75	Iowa City, IA	1/12/34	L	38-39	Minneapolis, MN	2/12/81	W	60-58#	Minneapolis, MN
\$3/10/00	L	65-75	Chicago, IL	2/24/34	W	33-30	Iowa City, IA	1/14/82	L	56-61	Minneapolis, MN
2/18/01	L	70-94	East Lansing, MI					2/27/82	L	55-57###	Iowa City, IA
1/22/02	W	75-71	Iowa City, IA					1/20/83	W	68-52	Minneapolis, MN

2/27/83	L	69-71	Iowa City, IA
1/19/84	L	49-56	Iowa City, IA
2/25/84	W	62-50	Minneapolis, MN
1/12/85	L	57-65	Minneapolis, MN
2/6/85	W	70-65	Iowa City, IA
1/11/86	W	75-62	Iowa City, IA
2/9/86	L	60-65	Minneapolis, MN
1/10/87	W	78-57	Minneapolis, MN
2/7/87	W	78-47	Iowa City, IA
1/30/88	W	76-51	Iowa City, IA
2/20/88	W	107-86	Minneapolis, MN
1/14/89	L	78-80	Minneapolis, MN
2/18/89	W	99-61	Iowa City, IA
1/25/90	L	72-84	Minneapolis, MN
2/24/90	L	80-102	Iowa City, IA
1/12/91	L	77-79	Minneapolis, MN
2/14/91	W	82-69	Iowa City, IA
2/1/92	W	87-70	Iowa City, IA
2/25/92	W	79-64	Minneapolis, MN
1/13/93	W	84-77	Iowa City, IA
2/13/93	L	85-91	Minneapolis, MN
2/2/94	W	92-88	Iowa City, IA
3/5/94	L	96-107###	Minneapolis, MN
1/28/95	L	54-55	Iowa City, IA
2/15/95	W	74-70	Minneapolis, MN
1/6/96	W	92-63	Iowa City, IA
3/6/96	L	64-72	Minneapolis, MN
1/23/97	L	51-66	Minneapolis, MN
2/15/97	L	66-68	Iowa City, IA
1/18/98	W	82-69	Minneapolis, MN
2/12/98	L	71-73	Iowa City, IA
1/16/99	L	70-75	Minneapolis, MN
2/10/99	W	76-73	Iowa City, IA
1/12/00	L	82-85	Minneapolis, MN
2/27/00	W	71-59	Iowa City, IA
\$3/9/00	W	81-78	Chicago, IL
1/24/01	W	87-74	Minneapolis, MN
1/31/01	W	64-55	Iowa City, IA
2/9/02	L	78-86	Iowa City, IA
2/12/03	L	64-77	Minneapolis, MN
1/13/04	W	83-68	Minneapolis, MN
2/28/04	W	66-62	Iowa City, IA
1/15/05	W	66-60	Iowa City, IA
2/23/05	L	57-65	Minneapolis, MN
1/18/06	W	76-72###	Iowa City, IA
2/18/06	L	61-74	Minneapolis, MN
\$3/10/06	W	67-57	Indianapolis, IN
1/13/07	W	60-49	Iowa City, IA
2/7/07	W	91-78	Minneapolis, MN
2/9/08	L	50-63	Minneapolis, MN
1/8/09	L	49-52	Iowa City, IA
1/2/10	L	74-86	Iowa City, IA
3/7/10	L	53-88	Minneapolis, MN
1/16/11	L	59-69	Minneapolis, MN
2/13/11	L	45-62	Iowa City, IA
1/4/12	W	64-62	Minneapolis, MN
2/1/12	W	63-59	Iowa City, IA
2/3/13	L	59-62	Minneapolis, MN
2/17/13	W	72-51	Iowa City, IA
1/19/14	W	94-73	Iowa City, IA
2/25/14	L	89-95	Minneapolis, MN
1/13/15	W	77-75	Minneapolis, MN
2/12/15	L	59-64	Iowa City, IA
<b>Minnesota A.C. (Series tied, 1-1)</b>			
3/3/02	L	20-24	Minneapolis, MN
1/11/05	W	24-18	Minneapolis, MN
<b>Minnesota-Duluth (Iowa leads, 1-0)</b>			
12/30/73	W	92-72	Iowa City, IA
<b>Mississippi State (Iowa leads, 2-0)</b>			
%12/22/80	W	81-62	Dayton, OH
%12/5/92	W	69-54	Iowa City, IA
<b>Mississippi Valley State (Iowa leads, 1-0)</b>			
12/1/92	W	100-69	Iowa City, IA
<b>Missouri (Iowa leads, 10-7)</b>			
1/30/08	W	46-16	Iowa City, IA
2/16/10	W	20-6	Iowa City, IA
1/11/30	L	24-25	Iowa City, IA
2/2/51	W	63-53	Iowa City, IA
12/15/51	W	48-43	Columbia, MO
2/6/54	W	73-53	Iowa City, IA

12/11/54	L	94-97	Columbia, MO
*3/19/83	W	77-63	Louisville, KY
12/21/96	W	88-77	Iowa City, IA
1/24/98	L	79-80#	Columbia, MO
12/19/98	W	82-68	Iowa City, IA
12/18/99	L	61-72	Columbia, MO
12/16/00	W	99-94###	Iowa City, IA
%11/21/01	L	77-78	Kansas City, MO
12/15/01	W	83-65	Columbia, MO
1/4/03	L	82-88	Iowa City, IA
1/3/04	L	56-76	Columbia, MO
<b>Missouri-St. Louis (Iowa leads, 1-0)</b>			
12/3/86	W	89-64	Iowa City, IA
<b>Monmouth, IL (Iowa leads, 4-1)</b>			
3/10/30	L	23-29	Monmouth, IL
12/9/32	W	28-22	Iowa City, IA
12/9/38	W	37-34	Iowa City, IA
12/7/40	W	75-35	Iowa City, IA
12/18/43	W	54-29	Iowa City, IA
<b>Monmouth, NJ (Iowa leads, 1-0)</b>			
12/30/89	W	55-46	Iowa City, IA
<b>Montana State (Iowa leads, 2-0)</b>			
12/23/46	W	76-49	Iowa City, IA
%12/6/02	W	65-44	Iowa City, IA
<b>Morehead State (Iowa leads, 3-0)</b>			
3/16/56	W	97-83	Iowa City, IA
11/28/84	W	89-46	Iowa City, IA
12/23/95	W	82-57	Iowa City, IA
<b>Morgan State (Iowa leads, 1-0)</b>			
11/25/94	W	126-79	Iowa City, IA
<b>Navy (Iowa leads, 2-0)</b>			
%12/3/82	W	76-65	Iowa City, IA
%12/4/87	W	91-61	Iowa City, IA
<b>Nebraska (Iowa leads, 17-9)</b>			
1/21/07	L	17-27	Lincoln, NE
2/22/07	W	32-29	Iowa City, IA
3/7/08	W	39-26	Iowa City, IA
1/25/30	L	26-41	Lincoln, NE
12/19/31	W	34-29	Iowa City, IA
12/20/34	W	31-24	Lincoln, NE
12/30/41	L	34-41	Iowa City, IA
12/19/42	L	43-52	Iowa City, IA
12/10/43	W	50-33	Iowa City, IA
12/16/44	W	61-45	Lincoln, NE
12/17/45	W	61-35	Iowa City, IA
12/12/53	L	70-81	Lincoln, NE
12/6/54	W	84-61	Lincoln, NE
12/3/55	W	60-51	Iowa City, IA
12/3/56	L	43-67	Lincoln, NE
12/5/70	L	82-56	Lincoln, NE
12/21/71	W	86-77	Iowa City, IA
12/2/75	W	72-65	Iowa City, IA
11/27/76	W	71-57	Lincoln, NE
1/26/12	L	73-79	Iowa City, IA
2/29/12	W	62-53	Lincoln, NE
2/23/13	L	60-64	Lincoln, NE
3/9/13	W	74-60	Iowa City, IA
12/31/13	W	67-57	Iowa City, IA
1/5/15	W	70-59	Iowa City, IA
2/22/15	W	74-46	Lincoln, NE
<b>Nebraska-Omaha (Iowa leads, 2-0)</b>			
11/30/81	W	71-58	Iowa City, IA
11/10/13	W	83-75	Iowa City, IA
<b>Nevada-Las Vegas (UNLV leads, 3-1)</b>			
%12/21/77	L	84-85	Las Vegas, NV
*3/22/87	L	81-84	Seattle, WA
*3/20/88	W	104-86	Los Angeles, CA
12/23/89	L	80-97	Las Vegas, NV
<b>Nevada (Iowa leads, 3-0)</b>			
12/21/61	W	88-46	Iowa City, IA
12/13/71	W	87-85	Iowa City, IA
12/9/80	W	112-71	Iowa City, IA

<b>New Mexico (New Mexico leads, 1-0)</b>			
%12/29/77	L	83-96	Albuquerque, NM
<b>New York University (Iowa leads, 1-0)</b>			
%12/28/59	W	80-75	New York, NY
<b>North Carolina (Iowa leads, 3-1)</b>			
1/7/89	W	98-97	Chapel Hill, NC
12/9/90	W	87-74	Iowa City, IA
%11/24/04	L	92-106	Maui, HI
12/3/14	W	60-55	Chapel Hill, NC
<b>North Carolina A&amp;T (Iowa leads, 1-0)</b>			
11/14/11	W	95-79	Iowa City, IA
<b>North Carolina-Asheville (Iowa leads, 1-0)</b>			
11/23/03	W	107-80	Iowa City, IA
<b>North Carolina-Charlotte (Iowa leads, 1-0)</b>			
1/27/73	W	72-49	Iowa City, IA
<b>North Carolina Central (Iowa leads, 1-0)</b>			
11/28/09	W	73-63	Iowa City, IA
<b>North Carolina-Greensboro (Iowa leads, 1-0)</b>			
%12/4/04	W	83-58	Iowa City, IA
<b>North Carolina-Wilmington (Iowa leads, 1-0)</b>			
11/8/13	W	82-39	Iowa City, IA
<b>North Carolina State (Series tied, 3-3)</b>			
%12/27/56	L	70-84	Chapel Hill, NC
*3/8/80	W	77-64	Greensboro, NC
*3/14/86	L	64-66	Minneapolis, MN
%11/29/86	W	90-89	Anchorage, AK
*3/19/89	L	96-102##	Providence, RI
11/30/05	W	45-42	Iowa City, IA
<b>North Dakota (Iowa leads, 7-0)</b>			
12/8/23	W	22-11	Iowa City, IA
2/3/37	W	35-30	Iowa City, IA
1/6/41	W	43-23	Grand Forks, ND
12/13/47	W	58-47	Iowa City, IA
12/7/59	W	79-43	Iowa City, IA
12/21/64	W	106-65	Iowa City, IA
12/19/69	W	91-59	Iowa City, IA
<b>North Dakota State (Series tied, 1-1)</b>			
1/3/33	L	17-21	Iowa City, IA
11/17/14	W	87-56	Iowa City, IA
<b>North Florida (Iowa leads, 1-0)</b>			
12/22/14	W	80-70	Iowa City, IA
<b>North Texas (Iowa leads, 1-0)</b>			
11/16/97	W	112-64	Iowa City, IA
<b>Northeastern (Iowa leads, 1-0)</b>			
%11/30/86	W	103-80	Anchorage, AK
<b>Northern Colorado (Iowa leads, 1-0)</b>			
11/14/07	W	59-47	Iowa City, IA
<b>Northern Illinois (Iowa leads, 7-0)</b>			
12/1/73	W	85-83	Iowa City, IA
12/1/79	W	86-43	Iowa City, IA
11/29/80	W	61-47	DeKalb, IL
11/28/81	W	84-66	Iowa City, IA
%12/6/03	W	65-57	Iowa City, IA
11/17/11	W	88-55	Iowa City, IA
11/26/14	W	70-49	Iowa City, IA
<b>Northern Iowa (Iowa leads, 34-10)</b>			
1/13/06	W	51-9	Iowa City, IA
2/16/06	W	70-25	Cedar Falls, IA
12/13/06	W	73-16	Iowa City, IA
1/13/09	W	42-12	Iowa City, IA
2/19/09	W	49-9	Cedar Falls, IA
1/22/10	W	34-11	Cedar Falls, IA
2/14/11	W	43-17	Cedar Falls, IA
1/27/12	W	28-8	Iowa City, IA
2/29/12	W	21-16	Cedar Falls, IA
1/11/13	W	24-20	Iowa City, IA
3/6/13	L	15-21	Cedar Falls, IA
1/7/14	W	21-20	Iowa City, IA

2/11/14	W	27-14	Cedar Falls, IA	2/13/43	L	33-52	Evanston, IL	1/26/94	W	86-76	Evanston, IL
1/9/15	W	44-16	Iowa City, IA	2/15/43	L	50-52	Evanston, IL	2/26/94	L	74-80	Iowa City, IA
12/15/16	W	33-15	Iowa City, IA	3/3/44	W	45-39	Iowa City, IA	2/9/95	W	116-77	Iowa City, IA
12/30/80	W	78-46	Iowa City, IA	3/4/44	L	41-42	Iowa City, IA	2/7/96	W	88-77	Evanston, IL
12/30/81	W	86-52	Iowa City, IA	1/25/47	L	40-59	Evanston, IL	1/2/97	W	72-55	Iowa City, IA
12/12/82	W	84-53	Iowa City, IA	2/2/48	W	57-54#	Iowa City, IA	3/8/97	W	75-59	Evanston, IL
12/6/88	W	95-76	Iowa City, IA	1/22/49	L	44-65	Evanston, IL	1/3/98	W	91-57	Iowa City, IA
1/3/90	L	74-77	Cedar Falls, IA	1/21/50	W	61-56	Iowa City, IA	2/25/98	W	75-55	Evanston, IL
12/4/90	W	72-68	Iowa City, IA	1/13/51	L	70-73	Evanston, IL	1/3/99	W	52-48	Evanston, IL
12/10/91	W	108-85	Cedar Falls, IA	2/5/51	W	73-55	Iowa City, IA	2/23/99	W	65-48	Iowa City, IA
12/8/92	W	64-44	Iowa City, IA	1/14/52	W	78-64	Iowa City, IA	1/5/00	W	58-52	Iowa City, IA
12/7/93	W	81-76	Cedar Falls, IA	3/1/52	W	77-68	Evanston, IL	2/10/01	L	61-69	Evanston, IL
12/7/94	W	80-48	Iowa City, IA	1/19/53	W	69-68	Iowa City, IA	\$3/8/01	W	72-55	Chicago, IL
12/5/95	W	78-73	Cedar Falls, IA	2/28/53	W	93-78	Evanston, IL	1/9/02	W	70-60	Iowa City, IA
12/10/96	W	72-63	Iowa City, IA	1/25/54	W	65-52	Iowa City, IA	1/19/02	L	50-63	Evanston, IL
12/9/97	L	78-84	Cedar Falls, IA	1/22/55	L	73-93	Evanston, IL	1/8/03	W	68-63	Evanston, IL
11/19/98	W	83-67	Iowa City, IA	2/11/56	W	70-65	Evanston, IL	3/8/03	W	77-61	Iowa City, IA
12/7/99	W	67-59	Cedar Falls, IA	2/27/56	W	86-68	Iowa City, IA	1/10/04	L	68-77	Iowa City, IA
12/5/00	W	74-42	Iowa City, IA	1/21/57	L	63-70	Evanston, IL	3/3/04	L	49-51	Evanston, IL
12/4/01	L	76-78	Cedar Falls, IA	2/23/57	W	74-66	Iowa City, IA	1/26/05	L	74-75#	Evanston, IL
12/10/02	W	63-54	Iowa City, IA	1/13/58	L	80-82#	Iowa City, IA	2/12/05	W	64-54	Iowa City, IA
12/9/03	L	66-77	Cedar Falls, IA	2/24/58	W	86-78	Evanston, IL	2/8/06	L	48-51	Evanston, IL
12/7/04	W	76-73	Iowa City, IA	1/3/59	L	77-80	Evanston, IL	2/15/07	W	66-58	Iowa City, IA
12/6/05	L	63-67#	Cedar Falls, IA	1/24/59	L	96-99#	Iowa City, IA	2/19/08	W	53-51	Iowa City, IA
12/5/06	L	55-57	Iowa City, IA	1/9/60	W	73-59	Iowa City, IA	3/4/08	W	67-62	Evanston, IL
12/5/07	W	62-55	Cedar Falls, IA	3/11/61	W	63-62	Evanston, IL	2/7/09	W	56-51	Iowa City, IA
12/5/08	W	65-46	Iowa City, IA	1/8/62	W	74-69	Iowa City, IA	2/28/09	L	49-55	Evanston, IL
12/8/09	L	50-67	Cedar Falls, IA	1/20/62	W	72-60	Evanston, IL	2/10/10	W	78-65	Iowa City, IA
12/7/10	W	51-39	Iowa City, IA	2/9/63	W	66-55##	Evanston, IL	2/25/10	L	57-74	Evanston, IL
12/6/11	L	60-80	Cedar Falls, IA	3/2/63	L	66-76	Iowa City, IA	1/12/11	L	71-90	Iowa City, IA
12/15/12	W	80-73	Des Moines, IA	2/24/64	L	76-98	Evanston, IL	2/17/11	L	70-73	Evanston, IL
12/20/14	L	44-56	Des Moines, IA	2/6/65	W	78-72	Iowa City, IA	2/9/12	L	64-83	Evanston, IL
<b>Northern Michigan (Iowa leads, 1-0)</b>				1/10/66	W	70-58	Iowa City, IA	3/3/12	L	66-70	Iowa City, IA
12/4/68	W	99-69	Iowa City, IA	2/12/66	L	73-81	Evanston, IL	1/13/13	W	70-50	Evanston, IL
<b>Northwestern (Iowa leads, 114-59)</b>				1/21/67	L	88-90	Evanston, IL	2/9/13	W	71-57	Iowa City, IA
3/11/05	L	23-24	Evanston, IL	2/14/67	W	80-75	Iowa City, IA	\$3/14/13	W	73-59	Chicago, IL
2/19/10	W	18-11	Evanston, IL	1/6/68	L	67-76	Evanston, IL	1/9/14	W	93-67	Iowa City, IA
3/5/10	W	35-6	Iowa City, IA	2/11/69	W	84-80#	Iowa City, IA	1/25/14	W	76-50	Evanston, IL
1/27/11	W	17-10	Iowa City, IA	2/24/70	W	116-97	Iowa City, IA	\$3/13/14	L	62-67	Indianapolis, IN
2/18/11	W	27-18	Evanston, IL	3/7/70	W	115-101	Evanston, IL	2/15/15	L	61-66#	Evanston, IL
1/16/13	L	12-29	Evanston, IL	1/30/71	W	87-85	Evanston, IL	3/7/15	W	69-52	Iowa City, IA
3/1/13	L	11-19	Iowa City, IA	3/2/71	W	78-64	Iowa City, IA	<b>Northwestern State (NSU leads, 1-0)</b>			
2/21/14	L	23-35	Iowa City, IA	1/11/72	W	76-67	Iowa City, IA	*3/17/06	L	63-64	Auburn Hills, MI
3/7/14	L	23-41	Evanston, IL	2/19/73	W	94-83#	Evanston, IL	<b>Notre Dame (Notre Dame leads, 8-6)</b>			
1/13/15	L	15-26	Evanston, IL	1/12/74	L	67-87	Evanston, IL	1/3/23	L	23-24	Iowa City, IA
3/6/15	L	16-25	Iowa City, IA	3/2/74	W	85-76	Iowa City, IA	12/18/25	L	16-17	South Bend, IN
1/24/17	L	15-24	Evanston, IL	1/19/76	L	92-99#	Evanston, IL	1926	L	18-19	Iowa City, IA
3/10/17	L	15-28	Iowa City, IA	1/2/75	W	75-73	Evanston, IL	1927	L	20-23	Iowa City, IA
1/18/19	W	29-28	Evanston, IL	3/3/75	W	65-58##	Iowa City, IA	12/23/29	L	19-32	South Bend, IN
3/8/19	W	28-12	Iowa City, IA	1/19/76	L	92-99#	Evanston, IL	3/14/31	W	23-17	Iowa City, IA
1/17/20	W	25-13	Evanston, IL	2/16/76	W	81-68	Iowa City, IA	2/1/32	L	18-33	South Bend, IN
2/27/20	W	27-23	Iowa City, IA	1/22/77	W	76-74	Iowa City, IA	2/26/44	L	42-66	South Bend, IN
3/14/21	W	33-17	Iowa City, IA	3/3/77	W	78-60	Evanston, IL	12/23/44	W	63-46	Iowa City, IA
3/28/21	W	20-14	Evanston, IL	1/19/78	L	59-62	Evanston, IL	12/19/49	W	64-62	South Bend, IN
1/27/23	W	29-12	Iowa City, IA	2/16/78	W	76-74	Iowa City, IA	12/18/50	W	63-60	Iowa City, IA
2/10/23	W	28-11	Evanston, IL	1/4/79	W	65-57	Evanston, IL	*3/14/70	W	121-106	Columbus, OH
2/7/25	W	35-20	Evanston, IL	3/3/79	W	95-64	Iowa City, IA	&11/17/90	L	68-77	South Bend, IN
3/7/25	W	26-15	Iowa City, IA	1/24/80	W	60-58	Iowa City, IA	12/3/13	W	98-93	Iowa City, IA
1/25/26	L	21-27	Evanston, IL	2/16/80	W	76-65	Evanston, IL	<b>Oakland University (Iowa leads, 1-0)</b>			
2/20/26	W	12-11	Iowa City, IA	2/5/81	W	76-65	Evanston, IL	%11/23/09	W	66-57	Iowa City, IA
1928	L	33-37	Iowa City, IA	2/14/81	W	82-64	Iowa City, IA	<b>Oho State (Iowa leads, 78-77)</b>			
1928	L	28-49	Evanston, IL	2/11/82	W	49-48	Evanston, IL	2/8/15	L	16-17	Iowa City, IA
1929	L	27-28	Evanston, IL	2/11/82	W	62-49	Iowa City, IA	2/2215	L	15-27	Columbus, OH
1929	L	33-38	Iowa City, IA	1/13/83	W	66-57	Evanston, IL	2/18/22	W	31-27	Iowa City, IA
2/21/31	L	30-40	Iowa City, IA	3/3/83	W	63-50	Iowa City, IA	3/6/22	W	34-18	Columbus, OH
3/2/31	L	16-41	Evanston, IL	1/12/84	W	42-39	Iowa City, IA	1/20/23	W	46-21	Iowa City, IA
1/11/32	L	26-32	Iowa City, IA	3/1/84	W	57-48	Evanston, IL	2/12/23	W	36-25	Columbus, OH
2/13/32	W	30-25	Evanston, IL	1/24/85	W	66-47	Iowa City, IA	1/21/24	L	28-43	Columbus, OH
1/6/34	W	41-28	Iowa City, IA	2/23/85	L	58-78	Evanston, IL	2/9/24	L	24-26	Iowa City, IA
2/12/34	L	29-35	Evanston, IL	1/23/86	W	76-43	Iowa City, IA	1/23/26	L	21-35	Columbus, OH
1/12/35	W	38-35	Evanston, IL	2/22/86	W	76-45	Iowa City, IA	3/3/26	W	18-17	Iowa City, IA
3/4/35	W	35-33	Iowa City, IA	3/5/87	W	103-76	Evanston, IL	1927	W	39-25	Iowa City, IA
1/9/37	W	33-26	Evanston, IL	1/16/88	W	92-68	Iowa City, IA	1927	L	28-30	Columbus, OH
2/8/37	W	39-29	Iowa City, IA	2/24/88	W	91-74	Evanston, IL	1929	W	34-26	Iowa City, IA
1/10/38	L	28-36	Iowa City, IA	2/2/89	W	89-84	Evanston, IL	1929	L	23-42	Columbus, OH
2/21/38	W	26-25	Evanston, IL	2/3/90	W	98-80	Iowa City, IA	1/9/32	L	17-20	Columbus, OH
2/4/39	L	25-27	Evanston, IL	2/22/90	L	66-72	Evanston, IL	1/16/32	L	23-40	Iowa City, IA
2/27/39	W	41-26	Iowa City, IA	2/2/91	W	82-66	Iowa City, IA	2/20/33	L	23-38	Columbus, OH
2/24/40	L	29-39	Evanston, IL	3/7/91	W	79-76	Evanston, IL	2/25/33	W	37-29	Iowa City, IA
3/4/40	L	34-43	Iowa City, IA	1/22/92	W	78-71	Evanston, IL	1/5/35	W	32-21	Iowa City, IA
1/20/41	W	52-41	Iowa City, IA	3/11/92	W	69-66	Iowa City, IA				
3/1/41	L	36-45	Evanston, IL	2/20/93	W	75-63	Evanston, IL				
2/14/42	W	46-44	Evanston, IL	3/8/93	W	56-50	Iowa City, IA				



# ALL-TIME SERIES RESULTS

2/9/35	L	24-42	Columbus, OH	2/13/89	W	83-73	Iowa City, IA	Oregon State (Oregon State leads, 5-2)	
1/13/36	W	25-23	Iowa City, IA	1/6/90	L	73-79	Iowa City, IA	12/21/57	W 77-67# Iowa City, IA
1/20/36	L	26-34	Columbus, OH	2/8/90	L	80-98	Columbus, OH	%12/29/58	L 71-72 Pullman, WA
1/15/38	L	29-48	Columbus, OH	1/3/91	L	59-63	Columbus, OH	%12/22/62	L 55-61 Lexington, KY
2/5/38	L	43-51	Iowa City, IA	3/10/91	W	80-69	Iowa City, IA	%12/29/62	L 57-64 Pullman, WA
2/18/39	L	40-53	Columbus, OH	1/19/92	L	81-85	Columbus, OH	%12/27/74	L 60-97 Pullman, WA
2/12/40	W	43-33	Iowa City, IA	2/18/92	W	92-86	Iowa City, IA	%12/3/83	W 56-45 Iowa City, IA
2/8/41	L	44-49	Columbus, OH	1/9/93	L	81-92	Columbus, OH	12/10/83	L 48-53 Corvallis, OR
1/17/42	L	52-54	Columbus, OH	2/16/93	W	68-54	Iowa City, IA		
2/9/42	W	52-44	Iowa City, IA	1/4/94	L	68-72	Columbus, OH	Ottumwa (Ottumwa leads, 1-0)	
2/27/43	W	43-41	Iowa City, IA	3/12/94	W	83-74	Iowa City, IA	12/30/13	L 17-41 Ottumwa, IA
3/1/43	L	46-53	Iowa City, IA	1/25/95	W	81-66	Columbus, OH		
2/11/44	L	49-63	Columbus, OH	2/18/95	W	85-66	Iowa City, IA	Penn State (Iowa leads, 27-14)	
2/12/44	L	42-56	Columbus, OH	1/10/96	W	81-53	Iowa City, IA	*3/11/55	W 82-53 Evanston, IL
1/11/47	W	61-35	Iowa City, IA	3/2/96	W	73-64	Columbus, OH	%12/26/62	W 67-48 Philadelphia, PA
1/5/48	W	49-41	Columbus, OH	1/15/97	W	76-62	Iowa City, IA	2/22/93	W 74-58 State College, PA
1/15/49	W	53-49	Iowa City, IA	2/22/97	W	69-56	Columbus, OH	2/24/93	W 58-38 Iowa City, IA
1/23/50	L	54-68	Columbus, OH	1/14/98	W	61-46	Columbus, OH	1/22/94	W 81-70 Iowa City, IA
2/10/51	W	83-71	Iowa City, IA	2/14/98	W	82-70	Iowa City, IA	2/23/94	L 80-89 State College, PA
2/18/52	W	75-62	Columbus, OH	1/12/99	W	71-68	Columbus, OH	2/4/95	L 64-74 State College, PA
2/16/53	W	71-68	Columbus, OH	2/13/99	L	69-73	Iowa City, IA	&3/23/95	L 64-67 Iowa City, IA
2/23/53	W	90-75	Iowa City, IA	2/9/00	W	67-64	Columbus, OH	2/3/96	L 87-95# Iowa City, IA
2/15/54	L	69-77	Columbus, OH	2/7/01	L	68-69	Iowa City, IA	1/4/97	W 69-57 State College, PA
3/1/54	W	84-71	Iowa City, IA	\$3/9/01	W	75-66	Chicago, IL	3/5/97	W 81-55 Iowa City, IA
1/24/55	W	79-66	Columbus, OH	1/5/02	L	62-72	Columbus, OH	1/28/98	L 65-67 State College, PA
2/14/55	W	79-68	Iowa City, IA	2/16/02	L	66-72	Iowa City, IA	1/27/99	W 84-74 Iowa City, IA
1/9/56	W	88-73	Columbus, OH	\$3/10/02	L	64-81	Indianapolis, IN	1/15/00	L 61-73 State College, PA
1/5/57	L	60-72	Iowa City, IA	1/25/03	L	72-83	Iowa City, IA	3/4/00	W 86-83 Iowa City, IA
1/20/58	L	64-70	Columbus, OH	2/25/03	W	71-64	Columbus, OH	1/6/01	W 86-85 State College, PA
2/1/58	W	66-64	Iowa City, IA	\$3/13/03	L	64-66	Chicago, IL	3/1/01	L 73-78 Iowa City, IA
1/26/59	L	72-86	Columbus, OH	1/24/04	W	79-65	Iowa City, IA	\$3/10/01	W 94-74 Chicago, IL
2/21/59	W	91-79	Iowa City, IA	2/18/04	W	78-67	Columbus, OH	2/2/02	W 81-64 Iowa City, IA
2/13/60	L	47-75	Columbus, OH	1/8/05	L	69-81	Columbus, OH	2/13/02	L 65-71 State College, PA
2/18/61	L	61-62	Iowa City, IA	3/2/05	W	74-72	Iowa City, IA	2/5/03	W 75-55 State College, PA
2/5/62	L	63-89	Columbus, OH	1/28/06	W	67-62	Iowa City, IA	2/15/03	W 84-71 Iowa City, IA
2/26/62	L	62-72	Iowa City, IA	\$3/12/06	W	67-60	Indianapolis, IN	1/31/04	W 77-58 Iowa City, IA
1/19/63	W	81-74	Iowa City, IA	1/20/07	L	63-82	Columbus, OH	2/26/05	W 78-56 State College, PA
2/23/63	L	70-83	Columbus, OH	1/9/08	L	48-79	Columbus, OH	1/14/06	W 80-76 State College, PA
2/17/64	L	82-99	Iowa City, IA	2/2/08	W	53-48	Iowa City, IA	3/1/06	W 65-38 Iowa City, IA
2/13/65	W	82-81	Columbus, OH	12/31/08	L	65-68	Columbus, OH	1/24/07	W 79-63 Iowa City, IA
1/24/66	W	98-89	Iowa City, IA	3/3/09	L	58-60	Iowa City, IA	2/28/07	L 72-74 State College, PA
2/9/66	W	86-80	Columbus, OH	1/27/10	L	57-65	Iowa City, IA	1/26/08	W 64-49 Iowa City, IA
2/11/67	W	73-72	Columbus, OH	2/7/10	L	58-68	Columbus, OH	2/27/08	L 64-65 State College, PA
3/4/67	W	90-56	Iowa City, IA	1/4/11	L	68-73	Iowa City, IA	1/24/09	L 59-63 State College, PA
1/13/68	W	74-72#	Iowa City, IA	1/19/11	L	48-70	Columbus, OH	3/7/09	W 75-67## Iowa City, IA
@3/12/68	L	81-85	West Lafayette, IN	1/7/12	L	47-76	Iowa City, IA	1/16/10	W 67-64 Iowa City, IA
2/22/69	L	81-88	Columbus, OH	1/22/13	L	63-72	Columbus, OH	1/26/11	L 51-65 State College, PA
2/21/70	W	97-89	Columbus, OH	1/12/14	W	84-74	Columbus, OH	2/4/12	W 77-64 Iowa City, IA
3/3/70	W	113-92	Iowa City, IA	2/4/14	L	69-76	Iowa City, IA	2/16/12	L 64-69 State College, PA
1/9/71	L	76-96	Iowa City, IA	12/31/14	W	71-65	Columbus, OH	1/31/13	W 76-67 Iowa City, IA
2/23/71	L	71-80	Columbus, OH	1/17/15	W	76-67	Iowa City, IA	2/14/13	W 74-72 State College, PA
2/1/72	L	77-82	Columbus, OH					2/15/14	W 82-70 State College, PA
2/8/72	W	80-67	Iowa City, IA	Ohio University (Iowa leads, 5-1)				2/28/15	W 81-77# State College, PA
1/2/73	L	72-75	Columbus, OH	12/15/62	L	54-62	Iowa City, IA	\$3/12/15	L 58-67 Chicago, IL
2/12/73	L	80-86	Iowa City, IA	%12/1/89	W	75-49	Iowa City, IA		
2/16/74	W	69-67	Iowa City, IA	&12/3/94	W	91-75	Iowa City, IA	Pennsylvania (Iowa leads, 3-1)	
1/13/75	L	77-94	Columbus, OH	&3/21/95	W	66-62	Iowa City, IA	12/17/55	L 75-87 Philadelphia, PA
2/10/75	L	69-75	Iowa City, IA	%11/22/95	W	78-51	Anchorage, AK	%12/28/61	W 72-64 Philadelphia, PA
1/24/76	W	78-67	Iowa City, IA	%12/4/99	W	86-66	Iowa City, IA	%12/29/79	W 87-84 San Diego, CA
2/21/76	W	69-66	Columbus, OH	Oklahoma (Iowa leads, 3-2)				11/22/13	W 86-55 Iowa City, IA
1/27/77	W	84-66	Iowa City, IA	12/20/51	W	59-46	Iowa City, IA		
2/14/77	W	74-70#	Columbus, OH	12/6/52	L	62-63	Norman, OK	Pepperdine (Iowa leads, 3-0)	
1/7/78	W	87-75	Columbus, OH	12/8/58	L	57-80	Norman, OK	12/2/65	W 111-50 Iowa City, IA
3/2/78	W	87-70	Iowa City, IA	12/19/59	W	62-49	Iowa City, IA	%12/2/94	W 99-63 Iowa City, IA
1/11/79	L	67-72	Iowa City, IA	*3/20/87	W	93-91	Seattle, WA	11/24/14	W 72-61 Iowa City, IA
2/24/79	W	83-68	Columbus, OH						
1/10/80	L	71-77	Iowa City, IA	Oklahoma State (Iowa leads, 1-0)					
2/23/80	L	69-70	Columbus, OH	1/3/30	W	26-21	Iowa City, IA		
1/8/81	L	56-58	Iowa City, IA						
3/7/81	L	70-78	Columbus, OH	Omaha (Iowa leads, 1-0)					
1/30/82	W	76-66	Iowa City, IA	12/1/48	W	64-44	Iowa City, IA		
2/6/82	W	69-65#	Columbus, OH						
1/27/83	L	83-89##	Iowa City, IA	Oral Roberts (Iowa leads, 1-0)					
2/19/83	L	69-85	Columbus, OH	%12/3/87	W	126-94	Oklahoma City, OK		
1/26/84	L	54-65	Columbus, OH	Oregon (Iowa leads, 5-0)					
2/18/84	W	74-60	Iowa City, IA	12/28/49	W	81-54	Iowa City, IA	Portland (Iowa leads, 1-0)	
2/2/85	W	67-58	Columbus, OH	12/30/49	W	70-69#	Eugene, OR	%12/28/87	W 84-65 Long Beach, CA
2/28/85	W	87-82	Iowa City, IA	12/28/51	W	86-72	Eugene, OR		
2/1/86	W	86-75	Iowa City, IA	12/26/52	W	86-57	Eugene, OR	Prairie View A&M (Iowa leads, 1-0)	
2/26/86	L	74-81	Columbus, OH	%12/27/62	W	62-48	Pullman, WA	12/5/09	W 80-51 Iowa City, IA
1/24/87	L	76-80	Iowa City, IA	&3/18/12	L	97-108	Eugene, OR		
2/18/87	W	82-80	Columbus, OH					Princeton (Iowa leads, 2-0)	
1/14/88	L	83-87	Columbus, OH					1/3/48	W 52-40 Iowa City, IA
2/10/88	W	92-75	Iowa City, IA					12/18/54	W 71-52 Princeton, NJ
1/19/89	L	91-102	Columbus, OH						

**Providence (Providence leads, 1-0)**

12/19/65 L 70-71 Iowa City, IA

**Puerto Rico-Mayaguez (Iowa leads, 1-0)**

%12/21/97 W 96-37 San Juan, P. Rico

**Purdue (Purdue leads, 87-73)**

1/30/08 L 11-17 West Lafayette, IN  
 1/20/17 L 17-19## West Lafayette, IN  
 1/28/18 W 33-19 Iowa City, IA  
 3/9/18 L 22-46 West Lafayette, IN  
 1/25/19 L 19-32 West Lafayette, IN  
 2/14/20 L 19-25 West Lafayette, IN  
 2/20/20 L 26-42 Iowa City, IA  
 2/19/21 W 20-15 Iowa City, IA  
 3/5/21 L 19-21 West Lafayette, IN  
 1/21/22 L 22-36 Iowa City, IA  
 1/28/22 L 26-27 West Lafayette, IN  
 1/12/24 W 36-26 Iowa City, IA  
 3/3/24 W 40-31 West Lafayette, IN  
 1/9/25 W 35-19 Iowa City, IA  
 2/14/25 L 23-35 West Lafayette, IN  
 1927 W 39-25 West Lafayette, IN  
 1927 W 33-28 Iowa City, IA  
 1928 L 28-46 Iowa City, IA  
 1928 L 20-44 West Lafayette, IN  
 1/12/31 W 25-23 Iowa City, IA  
 3/7/31 L 19-39 West Lafayette, IN  
 1/14/33 W 35-33 West Lafayette, IN  
 2/11/33 W 34-30 Iowa City, IA  
 2/10/34 W 38-36 West Lafayette, IN  
 2/17/34 L 33-45 Iowa City, IA  
 2/8/36 L 38-39 Iowa City, IA  
 2/29/36 L 38-54 West Lafayette, IN  
 1/11/37 L 31-35 Iowa City, IA  
 2/13/37 L 29-54 West Lafayette, IN  
 1/14/39 W 49-41 Iowa City, IA  
 2/26/40 L 29-50 West Lafayette, IN  
 2/24/41 L 49-52## Iowa City, IA  
 2/7/42 L 44-45 West Lafayette, IN  
 2/28/42 W 42-36 Iowa City, IA  
 2/20/43 L 35-49 West Lafayette, IN  
 2/18/44 W 46-43 Iowa City, IA  
 1/13/45 W 61-34 Iowa City, IA  
 2/12/45 W 48-43 West Lafayette, IN  
 1/19/46 W 49-43 West Lafayette, IN  
 2/9/46 W 43-41 Iowa City, IA  
 1/20/47 L 46-52 West Lafayette, IN  
 3/1/47 W 51-48 Iowa City, IA  
 1/10/48 W 60-49 Iowa City, IA  
 2/7/48 W 41-33 West Lafayette, IN  
 1/8/49 L 53-73 Iowa City, IA  
 2/7/49 L 46-54 West Lafayette, IN  
 1/16/50 L 55-64 West Lafayette, IN  
 2/4/50 W 66-60 Iowa City, IA  
 1/6/51 W 73-63 Iowa City, IA  
 2/16/52 W 90-67 West Lafayette, IN  
 1/24/53 L 58-69 West Lafayette, IN  
 3/7/53 W 65-56 Iowa City, IA  
 1/23/54 W 70-62 West Lafayette, IN  
 2/5/55 W 76-67 Iowa City, IA  
 1/23/56 W 67-63 West Lafayette, IN  
 2/13/56 W 88-75 Iowa City, IA  
 2/9/57 W 74-67 Iowa City, IA  
 3/4/57 L 63-72 West Lafayette, IN  
 3/3/58 L 59-65 West Lafayette, IN  
 2/23/59 W 66-62 Iowa City, IA  
 1/16/60 W 63-54 Iowa City, IA  
 2/22/60 W 78-68 West Lafayette, IN  
 1/21/61 L 41-47 West Lafayette, IN  
 2/27/61 W 73-62 Iowa City, IA  
 2/12/62 L 75-82 West Lafayette, IN  
 2/16/63 W 73-64 Iowa City, IA  
 1/18/64 L 75-90 West Lafayette, IN  
 3/2/64 W 81-74 Iowa City, IA  
 2/20/65 W 111-85 Iowa City, IA  
 2/27/65 L 68-76 West Lafayette, IN  
 2/7/66 L 58-66 West Lafayette, IN  
 2/27/67 L 75-78 Iowa City, IA  
 2/7/68 W 94-87 Iowa City, IA  
 2/20/68 L 73-86 West Lafayette, IN  
 2/4/69 L 87-99 West Lafayette, IN  
 3/1/69 L 85-97 Iowa City, IA  
 1/3/70 W 94-88 Iowa City, IA

2/28/70 W 108-107 West Lafayette, IN  
 2/20/71 L 85-87 Iowa City, IA  
 3/13/71 L 84-110 West Lafayette, IN  
 3/4/72 L 85-87 Iowa City, IA  
 2/24/73 L 66-74 West Lafayette, IN  
 2/11/74 W 112-111### Iowa City, IA  
 2/18/74 L 78-99 West Lafayette, IN  
 1/6/75 L 54-63 Iowa City, IA  
 2/3/75 L 72-107 West Lafayette, IN  
 2/2/76 L 76-91 West Lafayette, IN  
 3/3/76 L 78-94 Iowa City, IA  
 1/13/77 L 76-87 West Lafayette, IN  
 2/26/77 L 70-81 Iowa City, IA  
 1/14/78 W 66-60 Iowa City, IA  
 2/23/78 L 69-82 West Lafayette, IN  
 1/18/79 W 56-46 West Lafayette, IN  
 2/15/79 W 75-72 Iowa City, IA  
 1/31/80 L 56-70 West Lafayette, IN  
 2/9/80 W 74-59 Iowa City, IA  
 \*3/24/80 L 58-75 Indianapolis, IN  
 1/29/81 W 84-69 Iowa City, IA  
 2/21/81 W 67-62 West Lafayette, IN  
 1/7/82 W 62-40 Iowa City, IA  
 3/6/82 L 65-66 West Lafayette, IN  
 2/5/83 L 57-60 West Lafayette, IN  
 2/10/83 W 55-46 Iowa City, IA  
 2/4/84 L 46-48 Iowa City, IA  
 2/9/84 L 58-79 West Lafayette, IN  
 1/3/85 W 75-63 Iowa City, IA  
 3/9/85 L 54-60 West Lafayette, IN  
 1/2/86 L 73-76# West Lafayette, IN  
 3/8/86 W 77-64 Iowa City, IA  
 1/19/87 W 70-67 West Lafayette, IN  
 2/12/87 L 73-80 Iowa City, IA  
 1/9/88 L 79-80 West Lafayette, IN  
 2/15/88 L 66-73 Iowa City, IA  
 1/21/89 W 67-66 West Lafayette, IN  
 2/26/89 W 84-67 Iowa City, IA  
 1/27/90 L 59-80 West Lafayette, IN  
 2/28/90 W 64-63 Iowa City, IA  
 1/31/91 W 78-69 West Lafayette, IN  
 3/2/91 L 65-70 Iowa City, IA  
 1/11/92 L 69-77# West Lafayette, IN  
 2/15/92 W 80-68 Iowa City, IA  
 3/6/93 L 58-69 West Lafayette, IN  
 2/6/94 L 78-87 Iowa City, IA  
 1/14/95 L 83-84 Iowa City, IA  
 3/1/95 L 85-92 West Lafayette, IN  
 1/3/96 L 61-85+ West Lafayette, IN  
 3/9/96 W 56-52 Iowa City, IA  
 1/7/97 W 59-56 West Lafayette, IN  
 3/1/97 W 84-62 Iowa City, IA  
 2/18/98 W 88-69 Iowa City, IA  
 2/4/99 L 75-90 West Lafayette, IN  
 2/5/00 L 58-84 Iowa City, IA  
 2/16/00 L 59-67 West Lafayette, IN  
 1/13/01 W 83-73 West Lafayette, IN  
 2/21/01 W 78-72# Iowa City, IA  
 1/26/02 L 68-73 West Lafayette, IN  
 \$3/7/02 W 87-72 Indianapolis, IN  
 2/1/03 L 77-80# Iowa City, IA  
 1/7/04 W 71-61 Iowa City, IA  
 3/6/04 W 63-62 West Lafayette, IN  
 1/22/05 W 71-57 Iowa City, IA  
 2/16/05 L 63-66 West Lafayette, IN  
 \$3/10/05 W 71-52 Chicago, IL  
 2/1/06 W 77-68 West Lafayette, IN  
 2/21/07 W 78-59 Iowa City, IA  
 \$3/9/07 L 55-74 Chicago, IL  
 1/16/08 L 62-67 Iowa City, IA  
 1/30/08 L 50-51 West Lafayette, IN  
 1/18/09 L 53-75 West Lafayette, IN  
 2/14/09 L 45-49 Iowa City, IA  
 12/29/09 L 56-67 Iowa City, IA  
 2/13/10 L 40-63 West Lafayette, IN  
 1/9/11 L 52-75 West Lafayette, IN  
 3/5/11 W 67-65 Iowa City, IA  
 12/28/11 L 76-79 Iowa City, IA  
 1/17/12 L 68-75 West Lafayette, IN  
 1/27/13 L 62-65# West Lafayette, IN  
 2/27/13 W 58-48 Iowa City, IA  
 3/2/14 W 83-76 Iowa City, IA  
 1/24/15 L 63-67 West Lafayette, IN

**Regis (Iowa leads, 1-0)**

1/31/48 W 76-48 Iowa City, IA

**Rider (Iowa leads, 1-0)**

12/22/87 W 104-71 Iowa City, IA

**Rice (Iowa leads, 1-0)**

%12/5/98 W 81-52 Iowa City, IA

**Ripon (Iowa leads, 1-0)**

1/2/43 W 69-38 Iowa City, IA

**Robert Morris (Iowa leads, 1-0)**

12/22/06 W 73-51 Iowa City, IA

**Rockford (Iowa leads, 1-0)**

12/29/20 W 33-16 Rockford, IL

**Rutgers (Iowa leads, 2-0)**

 \*3/17/89 W 87-73 Providence, RI  
 2/19/15 W 81-47 Iowa City, IA

**Sacred Heart (Iowa leads, 1-0)**

2/13/12 W 14-12 Prarie du Chien, WI

**St. Ambrose (Iowa leads, 2-0)**

 1/30/33 W 44-24 Davenport, IA  
 1/27/34 W 39-18 Davenport, IA

**St. Bonaventure (Iowa leads, 1-0)**

%12/23/98 W 81-67 San Juan, P. Rico

**St. Francis, PA (Iowa leads, 1-0)**

12/9/69 W 81-68 Iowa City, IA

**St. John's, NY (Series tied, 1-1)**

 %12/26/59 W 91-84 New York, NY  
 %12/26/70 L 55-57 Honolulu, HI

**St. Joseph's (St. Joseph's leads, 2-0)**

 2/12/12 L 9-11 Dubuque, IA  
 %12/29/86 L 56-60 Pullman, WA

**Saint Louis (Iowa leads, 11-7)**

1926 W 35-19 Iowa City, IA  
 1927 W 43-13 Iowa City, IA  
 2/17/30 L 25-32 St. Louis, MO  
 2/25/30 L 24-31 Iowa City, IA  
 12/8/30 L 14-26 Iowa City, IA  
 3/6/33 W 52-20 St. Louis, MO  
 12/31/38 W 47-37 Iowa City, IA  
 1/1/46 W 51-40 Iowa City, IA  
 12/10/60 L 55-61 Iowa City, IA  
 12/16/61 L 61-79 St. Louis, MO  
 12/10/62 L 58-65 St. Louis, MO  
 12/9/63 W 79-77 Iowa City, IA  
 %12/30/67 W 80-77 Los Angeles, CA  
 %12/24/88 W 83-80 Chaminade, HI  
 %12/30/00 W 68-56 Honolulu, HI  
 &3/17/04 L 69-70 St. Charles, MO  
 12/31/04 W 67-58 Iowa City, IA  
 12/30/05 W 60-50 St. Louis, MO

**St. Mary's, CA (Iowa leads, 3-0)**

 12/19/46 W 44-41 Iowa City, IA  
 12/30/48 W 46-43 Iowa City, IA  
 12/13/55 W 68-49 Iowa City, IA

**San Francisco (San Francisco leads, 1-0)**

\*3/23/56 L 71-83 Evanston, IL

**San Jose State (San Jose State leads, 1-0)**

12/21/75 L 103-105### Iowa City, IA

**Santa Clara (Iowa leads, 1-0)**

\*3/13/87 W 99-76 Tucson, AZ

**Seton Hall (Iowa leads, 1-0)**

%12/29/83 W 85-63 Rochester, NY

**Simpson (Series tied, 1-1)**

 1/3/13 L 14-24 Knoxville, IA  
 11/1/07 W 56-30 Iowa City, IA

# ALL-TIME SERIES RESULTS

**South Alabama (Iowa leads, 1-0)**  
%12/4/99 W 82-58 Iowa City, IA

**South Carolina (Iowa leads, 3-0)**  
1/22/72 W 91-85 Columbia, SC  
1/2/82 W 57-47 Columbia, SC  
12/22/84 W 88-78 Iowa City, IA

**South Carolina State (Iowa leads, 2-0)**  
12/21/09 W 82-69 Iowa City, IA  
12/19/12 W 90-46 Iowa City, IA

**Southeast Missouri State (Iowa leads, 1-0)**  
%11/25/08 W 75-41 Iowa City, IA

**Southeastern Louisiana (Iowa leads, 1-0)**  
12/29/07 W 57-50 Iowa City, IA

**South Dakota (Iowa leads, 10-0)**  
1929 W 37-17 Iowa City, IA  
1/2/34 W 42-32 Iowa City, IA  
12/14/36 W 44-23 Iowa City, IA  
1/31/38 W 35-34 Iowa City, IA  
1/30/39 W 35-30 Iowa City, IA  
12/11/44 W 87-37 Iowa City, IA  
12/3/45 W 91-26 Iowa City, IA  
12/16/46 W 53-25 Iowa City, IA  
12/6/47 W 66-30 Iowa City, IA  
12/2/63 W 85-66 Iowa City, IA  
12/1/64 W 93-68 Iowa City, IA

**South Dakota State (Iowa leads, 7-2)**  
1/7/30 L 20-30 Iowa City, IA  
1/29/40 W 24-23 Iowa City, IA  
12/10/42 W 52-46 Iowa City, IA  
12/11/45 W 71-33 Iowa City, IA  
12/2/46 W 73-32 Iowa City, IA  
12/1/60 W 77-75 Iowa City, IA  
12/11/62 W 69-52 Iowa City, IA  
11/14/10 L 69-79 Iowa City, IA

**South Florida (South Florida leads, 1-0)**  
%12/28/92 L 78-85 Tampa, FL

**Southern California (Iowa leads, 5-2)**  
12/18/53 W 66-57 Iowa City, IA  
12/31/53 L 60-70 Los Angeles, CA  
%12/29/60 W 70-62 Los Angeles, CA  
%12/28/64 W 71-65 Los Angeles, CA  
%12/30/75 L 73-81 Honolulu, HI  
12/11/82 W 66-55 Iowa City, IA  
%12/29/83 W 62-61 Los Angeles, CA

**South Dakota (Iowa leads, 5-2)**  
12/4/12 W 87-63 Iowa City, IA

**Southern Illinois (Iowa leads, 3-1)**  
12/6/65 W 69-58 Iowa City, IA  
12/6/69 L 67-73 Carbondale, IL  
12/4/67 W 61-49 Iowa City, IA  
%12/22/93 W 90-70 San Juan, P. Rico

**SIU-Edwardsville (Iowa leads, 1-0)**  
11/26/10 W 111-50 Iowa City, IA

**Southern Methodist (Iowa leads, 5-1)**  
12/9/55 W 80-62 Iowa City, IA  
12/3/57 W 66-60 Iowa City, IA  
12/6/58 L 55-65 Dallas, TX  
12/5/59 W 89-58 Iowa City, IA  
12/12/63 W 73-70 Iowa City, IA  
%12/1/01 W 86-69 Iowa City, IA

**Southern Mississippi (Iowa leads, 2-0)**  
%12/22/97 W 82-58 San Juan, P. Rico  
%12/7/02 W 65-63 Iowa City, IA

**Southwest Texas State (Iowa leads, 1-0)**  
12/30/88 W 96-77 Iowa City, IA

**Stanford (Iowa leads, 5-3)**  
12/29/34 W 38-28 Iowa City, IA

12/30/54 W 73-46 Iowa City, IA  
12/29/55 L 52-54 Palo Alto, CA  
12/23/66 W 77-74 Iowa City, IA  
12/23/67 L 86-87 Palo Alto, CA  
%12/30/78 W 83-68 San Diego, CA  
%11/27/87 W 78-75 Maui, HI  
%11/12/99 L 58-72 New York, NY

**Stony Brook (Iowa leads, 1-0)**  
&3/22/13 W 75-63 Iowa City, IA

**Syracuse (Iowa leads, 2-1)**  
%12/30/57 W 58-52 Buffalo, NY  
\*3/14/80 W 88-77 Philadelphia, PA  
%11/21/14 L 63-66 New York, NY

**Tampa (Iowa leads, 1-0)**  
%12/17/85 W 54-45 Pullman, WA

**Temple (Iowa leads, 2-0)**  
\*3/22/56 W 83-76 Evanston, IL  
&11/15/90 W 73-71 Iowa City, IA

**Tennessee (Iowa leads, 2-1)**  
%12/28/67 W 64-59 Los Angeles, CA  
%12/20/77 W 92-86 Las Vegas, NV  
%12/29/00 L 68-80 Honolulu, HI  
\*3/19/14 L 65-78# Dayton, OH

**Tennessee-Chattanooga (Iowa leads, 1-0)**  
%12/1/01 W 79-60 Iowa City, IA

**Tennessee State (Iowa leads, 2-0)**  
11/30/02 W 84-51 Iowa City, IA  
1/12/10 W 67-62 Iowa City, IA

**Tennessee Tech (Iowa leads, 1-0)**  
1/24/70 W 96-68 Iowa City, IA

**Texas (Texas leads, 3-2)**  
\*3/19/92 W 98-92 Greensboro, NC  
%11/23/04 W 82-80 Maui, HI  
%11/22/05 L 59-68 Kansas City, MO  
%11/23/09 L 60-85 Kansas City, MO  
%11/20/14 L 57-71 New York, NY

**Texas A&M-Corpus Christi (Iowa leads, 1-0)**  
12/1/12 W 88-59 Iowa City, IA

**Texas Christian (Iowa leads, 2-0)**  
12/31/46 W 61-37 Iowa City, IA  
12/22/48 W 47-46# Iowa City, IA

**Texas-El Paso (Iowa leads, 3-2)**  
%12/30/65 L 68-86 El Paso, TX  
12/18/67 W 59-53 Iowa City, IA  
12/7/71 L 57-65 El Paso, TX  
\*3/15/87 W 84-82 Tucson, AZ  
%11/29/13 W 89-53 Bahamas

**Texas-Pan American (Iowa leads, 4-0)**  
12/21/87 W 110-64 Iowa City, IA  
12/4/92 W 85-29 Iowa City, IA  
%12/1/06 W 62-46 Iowa City, IA  
11/9/12 W 86-55 Iowa City, IA

**Texas-San Antonio (Iowa leads, 2-1)**  
11/26/05 W 79-46 Iowa City, IA  
%11/17/08 W 73-67 Iowa City, IA  
%11/15/09 L 50-62 Iowa City, IA

**Texas Southern (Iowa leads, 4-0)**  
11/24/90 W 80-64 Iowa City, IA  
12/28/92 W 91-70 Iowa City, IA  
12/16/95 W 110-67 Iowa City, IA  
%12/3/99 W 73-51 Iowa City, IA

**Texas Tech (Iowa leads, 4-1)**  
12/13/58 W 75-73 Iowa City, IA  
12/12/59 W 76-66 Lubbock, TX  
%12/8/85 W 58-48 Iowa City, IA  
12/22/03 L 59-65 Dallas, TX  
12/21/04 W 83-53 Chicago, IL

**Toledo (Toledo leads, 3-1)**  
12/21/37 L 39-59 Toledo, OH  
1/1/40 L 30-54 Toledo, OH  
\*3/10/79 L 72-74 Bloomington, IN  
%11/17/06 W 78-65 St. Thomas, VI

**Tulsa (Iowa leads, 2-0)**  
%12/2/00 W 66-65 Iowa City, IA  
12/28/02 W 73-67 Tulsa, OK

**UCLA (Iowa leads, 5-3)**  
12/23/50 W 80-63 Iowa City, IA  
12/30/53 W 65-50 Los Angeles, CA  
12/30/60 W 71-65 Los Angeles, CA  
1/29/64 W 87-82 Chicago, IL  
12/4/71 L 72-106 Los Angeles, CA  
1/17/74 L 44-66 Los Angeles, CA  
2/18/82 L 66-75 Los Angeles, CA  
12/22/90 W 88-71 Iowa City, IA

**U.S. International (Iowa leads, 1-0)**  
12/20/75 W 67-52 Iowa City, IA

**Upper Iowa (Iowa leads, 4-0)**  
12/14/01 W 42-13 Iowa City, IA  
1/15/02 W 27-26 Fayette, IA  
1908 W 42-25 Fayette, IA  
1/2/22 W 32-15 Iowa City, IA

**Utah (Utah leads, 1-0)**  
%12/29/64 L 88-92 Los Angeles, CA

**Utah State (Iowa leads, 2-1)**  
1/2/50 W 62-58 Iowa City, IA  
\*3/17/83 W 64-59 Louisville, KY  
%11/24/07 L 62-75 South Padre Island, TX

**Valparaiso (Iowa leads, 2-0)**  
&3/17/03 W 62-60 Iowa City, IA  
%12/3/06 W 72-59 Iowa City, IA

**Villanova (Villanova leads, 4-1)**  
%12/30/61 L 65-69 Philadelphia, PA  
\*3/25/83 L 54-55 Kansas City, MO  
%11/29/87 W 97-74 Maui, HI  
%11/20/06 L 60-89 St. Thomas, VI  
%11/30/13 L 83-88# Bahamas

**Virginia (Iowa leads, 2-0)**  
\*3/13/97 W 73-60 Salt Lake City, UT  
&3/27/13 W 75-64 Charlottesville, VA

**Virginia Commonwealth (Iowa leads, 2-0)**  
11/30/74 W 95-80 Iowa City, IA  
\*3/6/80 W 86-72 Greensboro, NC

**Virginia Tech (Tech leads, 3-0)**  
11/29/06 L 65-69 Blacksburg, VA  
12/1/09 L 64-70 Iowa City, IA  
11/27/12 L 79-95 Blacksburg, VA

**Wabash (Series tied, 2-2)**  
12/13/24 L 24-28 Iowa City, IA  
12/12/25 W 38-26 Iowa City, IA  
1927 L 13-28 Iowa City, IA  
12/13/40 W 42-22 Iowa City, IA

**Wake Forest (Wake Forest leads, 4-0)**  
%12/28/74 L 71-92 Portland, OR  
\*3/21/93 L 78-84 Nashville, TN  
11/26/07 L 47-56 Iowa City, IA  
11/30/10 L 73-76 Winston-Salem, NC

**Washington (Washington leads, 3-2)**  
12/27/55 L 71-76 Seattle, WA  
12/20/58 L 68-81 Iowa City, IA  
12/15/65 W 99-70 Iowa City, IA  
12/2/66 W 66-50 Seattle, WA  
12/3/66 L 65-76 Seattle, WA



**Washington, MO (Iowa leads, 9-1)**

1928	W	22-18	Iowa City, IA
12/19/36	W	42-45	St. Louis, MO
12/13/37	W	41-34	Iowa City, IA
12/12/38	W	42-26	Iowa City, IA
12/13/41	W	52-31	Iowa City, IA
12/20/47	W	44-41	St. Louis, MO
12/17/51	W	60-53	St. Louis, MO
12/5/53	W	51-45	Iowa City, IA
12/1/54	W	80-61	Iowa City, IA
2/4/57	L	54-62	St. Louis, MO

**Washington State (Iowa leads, 1-0)**

%12/30/63	W	74-66	Pullman, WA
-----------	---	-------	-------------

**Wayne (Wayne leads, 1-0)**

12/16/39	L	30-34	Detroit, MI
----------	---	-------	-------------

**Weber State (Iowa leads, 1-0)**

%12/6/97	W	81-56	Iowa City, IA
----------	---	-------	---------------

**West Virginia (Series tied, 1-1)**

%12/29/56	W	79-76	Chapel Hill, NC
%11/28/08	L	68-87	Las Vegas, NV

**West College (Iowa leads, 2-0)**

1/24/02	W	24-7	Toledo, IA
1903	W	24-14	Iowa City, IA

**Western Carolina (Iowa leads, 2-0)**

12/20/94	W	85-60	Iowa City, IA
12/18/04	W	88-75	Iowa City, IA

**Western Illinois (Iowa leads, 8-0)**

12/15/43	W	82-34	Iowa City, IA
12/9/44	W	101-23	Iowa City, IA
11/26/91	W	95-58	Iowa City, IA
12/20/95	W	93-41	Iowa City, IA
11/22/96	W	81-66	Moline, IL
11/15/98	W	74-63	Moline, IL
11/19/04	W	85-62	Iowa City, IA
12/27/08	W	58-43	Iowa City, IA

**Western Kentucky (Iowa leads, 1-0)**

%11/20/12	W	63-55	Cancun, Mexico
-----------	---	-------	----------------

**Western Michigan (Series tied, 2-2)**

12/21/35	L	35-48	Kalamazoo, MI
12/22/41	W	49-48	Kalamazoo, MI
12/9/50	L	49-58	Kalamazoo, MI
12/1/51	W	72-68	Iowa City, IA

**Western Reserve (Iowa leads, 2-0)**

1/3/48	W	61-54	Iowa City, IA
12/17/49	W	97-57	Cleveland, OH

**Wichita State (Wichita State leads, 5-4)**

2/4/56	W	98-86	Iowa City, IA
12/16/57	L	78-81	Wichita, KS
12/28/66	W	94-76	Iowa City, IA
12/12/68	L	88-93	Wichita, KS
11/28/78	W	91-67	Iowa City, IA
12/11/79	W	81-62	Wichita, KS
*3/15/81	L	56-60	Wichita, KS
%11/24/09	L	57-74	Kansas City, MO
%11/21/12	L	63-75	Cancun, Mexico

**Wilton (Iowa leads, 2-0)**

2/1/02	W	66-4	Wilton Junction
1/24/03	W	68-7	Iowa City, IA

**Wisconsin-Eau Claire (Iowa leads, 1-0)**

1/3/81	W	86-62	Iowa City, IA
--------	---	-------	---------------

**Wisconsin-Green Bay (Iowa leads, 2-0)**

12/29/73	W	74-67#	Iowa City, IA
12/2/03	W	82-56	Iowa City, IA

**Wisconsin (Wisconsin leads, 82-79)**

3/1/09	L	9-30	Madison, WI
1/5/12	L	12-38	Iowa City, IA
2/14/12	L	5-30	Madison, WI
1/10/16	L	31-36#	Iowa City, IA
2/28/16	L	19-38	Madison, WI
1/8/18	L	22-36	Iowa City, IA
1/21/18	L	19-34	Madison, WI
2/10/19	L	19-28	Madison, WI
3/11/19	W	29-27	Iowa City, IA
1/5/20	L	18-35	Iowa City, IA
1/19/20	W	21-20	Madison, WI
1/7/22	L	15-18	Iowa City, IA
2/13/22	W	24-18	Madison, WI
3/8/24	W	22-19	Iowa City, IA
3/11/24	L	26-36	Madison, WI
2/16/25	L	15-16	Iowa City, IA
3/3/25	L	23-25	Madison, WI
1927	L	21-24	Madison, WI
1927	W	26-17	Iowa City, IA
1928	L	21-31	Iowa City, IA
1928	L	17-20	Madison, WI
1/17/31	L	13-24	Madison, WI
2/16/31	W	19-17	Iowa City, IA
1/9/33	L	19-21	Madison, WI
2/13/33	W	31-25	Iowa City, IA
1/8/34	W	32-26	Iowa City, IA
3/3/34	L	32-35	Madison, WI
1/18/36	L	21-27	Madison, WI
2/17/36	W	32-25	Iowa City, IA
1/18/37	L	23-29	Madison, WI
2/20/37	W	43-35	Iowa City, IA
1/7/39	L	24-28	Madison, WI
2/10/40	W	37-35	Iowa City, IA
1/11/41	L	35-49	Madison, WI
1/10/42	W	9-45	Iowa City, IA
3/7/42	L	45-62	Madison, WI
2/19/45	W	54-53	Iowa City, IA
2/24/45	W	68-38	Madison, WI
1/7/46	W	57-50	Iowa City, IA
2/16/46	W	44-39	Madison, WI
1/4/47	L	62-63	Iowa City, IA
2/3/47	L	53-60	Madison, WI
1/12/48	L	51-60	Madison, WI
2/21/48	W	62-40	Iowa City, IA
2/19/49	W	61-60	Iowa City, IA
2/28/49	L	47-70	Madison, WI
2/13/50	L	62-66#	Iowa City, IA
2/18/50	L	44-53	Madison, WI
2/17/51	W	73-60	Madison, WI
3/3/52	L	75-78	Iowa City, IA
2/15/52	L	70-75	Madison, WI
12/29/52	W	83-66	Iowa City, IA
1/9/54	W	71-54	Iowa City, IA
1/3/55	W	86-69	Madison, WI
2/6/56	W	78-74	Madison, WI
2/18/56	W	80-66	Iowa City, IA
1/19/57	W	70-47	Madison, WI
3/9/57	L	59-60	Iowa City, IA
2/17/58	W	74-61	Iowa City, IA
2/14/59	W	94-84	Madison, WI
1/4/60	W	71-64	Madison, WI
2/15/60	L	58-63	Iowa City, IA
1/9/61	W	76-68	Madison, WI
2/13/61	W	63-61	Iowa City, IA
1/6/62	L	79-91	Madison, WI
3/10/62	W	81-64	Iowa City, IA
1/14/63	W	65-56	Iowa City, IA
3/4/63	L	69-75	Madison, WI
1/13/64	L	61-79	Madison, WI
1/4/65	W	92-62	Iowa City, IA
1/8/66	L	68-69	Madison, WI
2/26/66	W	80-70	Iowa City, IA
2/18/67	L	95-96####	Iowa City, IA
3/7/67	W	90-87	Madison, WI
2/17/68	W	69-61	Iowa City, IA
3/8/69	L	74-84	Madison, WI
1/10/70	W	92-74	Madison, WI
2/10/70	W	119-100	Iowa City, IA
2/6/71	W	93-91	Madison, WI
2/27/71	L	83-89	Iowa City, IA
1/8/72	L	80-81	Madison, WI
2/17/73	W	100-76	Iowa City, IA
2/9/74	L	87-113	Madison, WI

3/4/74	L	58-74	Iowa City, IA
2/1/75	L	85-86#	Madison, WI
3/1/75	W	75-68	Iowa City, IA
1/17/76	W	81-71	Madison, WI
2/14/76	W	96-82	Iowa City, IA
2/5/77	W	90-73	Iowa City, IA
3/5/77	W	94-93##	Madison, WI
1/28/78	W	88-73	Iowa City, IA
2/4/78	L	72-82	Madison, WI
2/1/79	W	70-64	Madison, WI
2/10/79	W	79-65	Iowa City, IA
1/12/80	W	66-65	Iowa City, IA
2/21/80	L	58-62	Madison, WI
1/5/81	W	76-66	Madison, WI
2/28/81	W	96-75	Iowa City, IA
1/16/82	W	78-62	Madison, WI
2/25/82	W	79-55	Iowa City, IA
1/22/83	L	62-65+	Madison, WI
2/24/83	W	93-63	Iowa City, IA
1/21/84	W	75-62	Iowa City, IA
2/23/84	W	63-55	Madison, WI
1/26/85	W	105-65	Iowa City, IA
2/20/85	L	53-54	Madison, WI
1/25/86	L	63-69	Madison, WI
2/20/86	W	101-48	Iowa City, IA
1/5/87	W	78-63	Iowa City, IA
3/8/87	W	81-71	Madison, WI
1/25/88	W	104-89	Madison, WI
3/10/88	W	103-70	Iowa City, IA
1/26/89	W	78-70	Iowa City, IA
2/11/89	L	54-65	Madison, WI
1/11/90	L	69-73#	Madison, WI
2/10/90	L	71-80	Iowa City, IA
1/17/91	L	79-91	Madison, WI
2/16/91	L	55-56	Iowa City, IA
1/29/92	W	73-66	Iowa City, IA
3/7/92	W	70-65	Madison, WI
3/10/93	W	91-65	Iowa City, IA
3/9/94	L	71-95	Madison, WI
1/21/95	W	96-84	Iowa City, IA
2/22/95	W	84-77	Madison, WI
1/13/96	L	71-80	Madison, WI
2/28/96	W	69-54	Iowa City, IA
1/11/97	W	78-53	Iowa City, IA
2/26/97	L	48-49	Madison, WI
2/3/98	W	79-76	Madison, WI
1/23/99	L	52-72	Iowa City, IA
\$3/5/99	L	60-74	Chicago, IL
1/29/00	W	61-55	Madison, WI
2/23/00	L	45-54	Iowa City, IA
1/16/01	L	54-67	Madison, WI
3/3/01	L	57-59	Iowa City, IA
1/2/02	W	69-57	Iowa City, IA
2/19/02	L	56-64	Madison, WI
\$3/8/02	W	58-56	Indianapolis, IN
1/22/03	L	61-74	Madison, WI
2/22/03	L	53-61	Iowa City, IA
2/11/04	L	52-54	Iowa City, IA
2/9/05	L	69-72	Madison, WI
\$3/12/05	L	56-59	Chicago, IL
1/5/06	L	52-66	Madison, WI
3/4/06	W	59-44	Iowa City, IA
1/28/07	L	46-57	Iowa City, IA
2/10/07	L	62-74	Madison, WI
1/5/08	L	51-64	Madison, WI
2/6/08	L	54-60	Iowa City, IA
1/21/09	W	73-69#	Iowa City, IA
2/11/09	L	52-69	Madison, WI
3/3/10	L	40-67	Madison, WI
2/9/11	L	59-62#	Iowa City, IA
12/31/11	W	72-65	Madison, WI
2/23/12	W	67-66	Iowa City, IA
1/19/13	W	70-66	Iowa City, IA
2/6/13	L	70-74###	Madison, WI
1/5/14	L	71-75	Madison, WI
2/22/14	L	74-79	Iowa City, IA
1/20/15	L	50-82	Madison, WI
1/31/15	L	63-74	Iowa City, IA

**Wisconsin-Milwaukee (Iowa leads, 2-0)**

12/7/68 W 116-80 Iowa City, IA  
11/19/00 W 83-79 Iowa City, IA

**Wyoming (Iowa leads, 3-2)**

%12/27/58 W 82-74 Portland, OR  
12/17/60 W 78-67 Iowa City, IA  
%12/29/67 L 87-94## Los Angeles, CA  
1/2/71 W 87-84 Iowa City, IA  
12/22/73 L 79-86 Laramie, WY

**Xavier (Iowa leads, 2-1)**

12/20/37 W 33-28 Cincinnati, OH  
%11/19/10 L 73-86 Virgin Islands, VI  
%11/28/13 W 77-74# Bahamas

@ - - Big Ten Conference Playoff

\* - - NCAA Tournament

& - - National Invitation Tournament

% - - In-season Tournament

\$ - - Big Ten Tournament

# - - overtime (s)

+ - - awarded forfeit

**Gardner Webb**

SID: Whitney Noble

E-Mail: mrabb@gardner-webb.edu

**Coppin State**

SID: Rob Knox

E-Mail: rknox@coppin.edu

**Marquette**

SID: Scott Kuykendall

E-Mail: scott.kuykendall@mu.edu

**Dayton**

SID: Doug Hauschild

E-Mail: dhauschild1@udayton.edu

**Monmouth**

SID: Chris Tobin

E-Mail: ctobin@monmouth.edu

**Florida State**

SID: Chuck Walsh

E-Mail: cwalsch@admin.fsu.edu

**UMKC**

SID: Rob McCutcheon

E-Mail: mccutcheonrb@umkc.edu

**Western Illinois**

SID: Kyle Bradt

E-Mail: KA-Bradt2@wiu.edu

**Iowa State**

SID: Matt Schoultz

E-Mail: mshoultz@iastate.edu

**Drake**

SID: Ty Patton

E-Mail: ty.patton@drake.edu

**Tennessee Tech**

SID: Mike Lehman

E-Mail: mlehman@tntech.edu

**Indiana**

SID: JD Campbell

E-Mail: jc56@indiana.edu

**Illinois**

SID: Derrick Burson

E-Mail: bursdon@uiuc.edu

**Maryland**

SID: Zack Bolno

E-Mail: zbolno@umd.edu

**Michigan**

SID: Tom Wywrot

E-Mail: twywrot@umich.edu

**Michigan State**

SID: Matt Larson

E-Mail: larson@ath.msu.edu

**Minnesota**

SID: Dan Reisig

E-Mail: dbreisig@umn.edu

**Nebraska**

SID: Shamus McKnight

E-Mail: smcknight@huskers.com

**Northwestern**

SID: Nick Brilowski

E-Mail: brilowski@northwestern.edu

**Ohio State**

SID: Dan Wallenberg

E-Mail: wallenberg.1@osu.edu

**Penn State**

SID: Alissa Clendenen

E-Mail: akc16@psu.edu

**Purdue**

SID: Chris Forman

E-Mail: cforman@purdue.edu

**Rutgers**

SID: Kevin Lorincz

E-Mail: klorincz@scarletknights.com

**Wisconsin**

SID: Patrick Herb

E-Mail: pah@athletics.wisc.edu

11/13 (2-0)				2007 Northern Iowa W 62-55				2001 * Kansas State W 89-70				1939 * Purdue W 49-41			
2001 * UMES W 89-59				2008 * Bryant University W 61-36				2002 * Liberty W 87-49				1950 * Indiana W 65-54			
2007 * The Citadel W 75-53				2009 * Prairie View A&M W 80-51				2004 Texas Tech L 59-65				1952 * Northwestern W 78-64			
11/15 (4-1)				12/7 (21-4)				2005 * Robert Morris W 73-51				1956 * Minnesota W 84-62			
1990 * Temple W 73-71				1907 Cedar Rapids YMCA W 69-39				2011 * Boise State W 81-72				1961 * Michigan State W 86-72			
1998 Western Illinois (n) W 74-63				1925 * St. Louis W 35-19				2013 * Coppin State W 80-50				1962 * Wisconsin W 65-56			
2005 * Colgate W 73-51				1940 * Monmouth W 75-35				2014 * Arkansas-Pine Bluff W 86-61				1967 Michigan State L 70-79			
2009 * Texas-San Antonio L 50-62				1946 * Kansas State W 54-41				2015 * North Florida W 80-70				1969 * Michigan State W 77-76			
2013 * Howard W 66-36				1957 * Arizona W 80-63				12/29 (16-12)				1978 * Purdue W 66-60			
11/19 (3-2)				1959 * North Dakota W 79-43				1920 Rockford W 33-16				1982 Minnesota L 56-61			
1998 * Northern Iowa W 83-67				1963 Evansville W 75-72				1934 * Stanford W 38-28				1984 Iowa State## L 72-76			
2000 * Wisconsin-Milwaukee W 83-79				1968 * Wisconsin Milwaukee W 116-80				1952 * Wisconsin W 83-66				1987 Illinois# W 91-88			
2004 * Western Illinois W 85-62				1971 Texas El Paso L 57-65				1955 Stanford L 52-54				1988 Ohio State L 83-87			
2007 Alabama L 60-72				1974 Kansas L 54-89				1956 West Virginia W 79-76				1989 Minnesota L 78-80			
2010 Xavier L 73-86				1980 Arizona State L 88-96				1958 Oregon State L 71-72				1995 * Purdue L 83-84			
11/26 (9-3)				1983 Louisville L 58-79				1960 USC W 70-62				1998 Ohio State W 61-46			
1977 Iowa State L 78-79				1984 * Boston University W 67-53				1962 Oregon State L 57-64				2006 Penn State W 80-76			
1983 * Illinois Wesleyan W 86-60				1985 * Lehigh W 89-68				1964 Utah L 88-92				2012 * Michigan W 75-59			
1984 * Gonzaga W 62-40				1989 Iowa State W 89-87				1965 Arkansas W 77-75				1/17 (11-15)			
1988 * McNeese State W 77-56				1991 * Louisiana Tech W 84-65				1967 Wyoming## L 87-94				1902 Augustana (IL) W 22-21			
1991 * Western Illinois W 95-58				1993 Northern Iowa W 81-76				1973 * UW-Green Bay# W 74-67				1904 Highland Park W 28-19			
1996 Louisiana State+ L 60-70				1994 * Northern Iowa W 80-48				1975 Arizona W 82-80				1913 Chicago L 8-28			
2002 Drake W 50-49				1996 * LaSalle W 65-60				1976 New Mexico L 83-96				1914 Chicago L 13-47			
2005 * Texas-San Antonio W 79-46				1999 Northern Iowa W 67-59				1978 Pennsylvania## W 87-84				1919 Chicago L 19-31			
2008 * Wake Forest L 47-56				2002 * Southern Mississippi W 65-63				1979 * Drake W 77-66				1920 Northwestern W 25-13			
2010 * SIU-Edwardsville W 111-50				2004 * Northern Iowa W 76-73				1982 Seton Hall W 85-63				1925 * Creighton L 20-38			
2011 * IPFW W 82-72				2010 * Northern Iowa W 51-39				1983 USC W 62-61				1931 Wisconsin L 13-24			
2015 * Northern Illinois W 70-49				2013 * Iowa State W 80-71				1985 St. Joseph's L 56-60				1938 Indiana W 36-32			
11/27 (5-3)				2014 Drake W 83-66				1986 UC Irvine W 105-103				1942 Ohio State L 52-54			
1976 Nebraska W 71-57				12/10 (15-8)				1987 Illinois State L 88-89				1948 * Indiana W 61-52			
1982 Brigham Young W 91-80				1921 * Augustana (IL) W 41-16				1993 Cal-Irvine L 78-86				1949 * Minnesota L 45-61			
1987 Stanford W 78-75				1922 * Knox W 21-11				1994 Hawaii W 84-82				1953 Minnesota L 58-65			
1990 Drake W 80-61				1934 * Carleton W 36-23				1996 * Cal-Northridge W 90-65				1955 * Illinois W 92-80			
1996 Chaminade W 67-37				1935 * Carleton W 52-27				2000 Tennessee L 68-80				1959 Indiana W 88-78			
1999 Creighton L 76-85				1936 * Carleton W 52-26				2008 * SE Louisiana W 57-50				1965 Indiana L 61-73			
2001 Duke L 62-80				1942 * South Dakota State W 52-46				2009 * Purdue L 56-67				1974 UCLA L 44-66			
2013 Virginia Tech L 79-95				1943 * Nebraska W 50-33				2010 * Illinois L 77-87				1976 Wisconsin W 81-71			
11/29 (13-2)				1949 Lawrence Tech L 49-54				1/2 (14-8)				1977 * Michigan W 75-99			
1975 * Augustana (IL) W 111-81				1960 * St. Louis L 55-61				1913 Des Moines YMCA L 10-15				1980 Indiana L 69-81			
1976 * Kent State W 84-55				1962 St. Louis L 58-65				1920 * Coe L 21-22				1981 Michigan W 75-58			
1980 Northern Illinois W 61-47				1966 Drake W 90-83				1922 * Upper Iowa W 32-15				1985 Michigan State W 79-65			
1982 Drake W 68-63				1971 Duquesne L 75-80				1924 Creighton L 13-36				1991 Wisconsin L 79-91			
1986 North Carolina State# W 90-89				1976 * California W 94-73				1926 Marquette W 19-16				2004 Illinois L 82-88			
1987 Villanova W 97-74				1977 California W 75-70				1934 * South Dakota W 42-32				2012 Purdue L 68-75			
1988 Drake W 96-72				1983 Oregon State L 48-53				1937 Marquette W 37-34				2015 * Ohio State W 76-67			
1994 Drake W 103-68				1985 Iowa State L 61-74				1943 * Ripon W 69-38				1/21 (13-18)			
1997 * Long Island W 101-69				1988 * Iowa State W 91-71				1950 * Utah State W 62-58				1905 Augustana (IL) L 20-41			
2004 Louisville# W 70-69				1991 Northern Iowa W 108-85				1960 Minnesota L 61-70				1907 Nebraska L 17-27			
2007 Virginia Tech L 65-69				1994 * Iowa State L 63-76				1971 * Wyoming W 87-84				1909 * Coe W 48-10			
2008 Kansas State W 65-63				1996 * Northern Iowa W 72-63				1973 * Iowa State W 66-57				1911 * Drake W 30-20			
2011 * Clemson L 55-71				2002 * Northern Iowa W 64-54				1974 * Kansas L 71-72				1916 Minnesota L 11-26			
2014 UTEP W 89-53				2004 * Iowa State W 70-63				1975 Northwestern W 75-73				1918 Wisconsin L 19-34			
2015 * Longwood W 77-44				2010 * Iowa State L 72-75				1982 South Carolina W 57-47				1922 * Purdue L 22-36			
12/2 (18-4)				12/19 (18-6)				1986 Purdue# L 73-76				1921 Michigan L 15-19			
1933 * Millikin W 47-27				1916 * Lombard W 39-11				1993 * Central Conn. State W 104-58				1924 Ohio State L 28-43			
1939 Carleton W 24-21				1922 * Cornell W 36-19				1994 * Eastern Illinois W 91-52				1939 * Michigan L 32-47			
1946 * South Dakota State W 73-32				1927 * Pittsburgh# L 40-44				1997 * Northwestern W 72-55				1944 * Illinois W 56-51			
1961 Evansville L 59-65				1931 * Nebraska W 34-29				2002 * Wisconsin W 69-57				1946 Chicago W 58-32			
1963 * South Dakota W 85-66				1935 Loyola (IL) W 33-26				2008 * Indiana L 76-79				1950 * Northwestern W 61-56			
1965 * Pepperdine W 111-50				1936 Washington (MO) W 42-35				2010 * Minnesota L 74-86				1952 Indiana L 69-82			
1966 Washington W 66-50				1938 DePaul W 34-29				1/5 (14-17)				1956 Michigan W 78-67			
1967 * Bowling Green W 79-73				1942 Nebraska L 43-52				1912 * Wisconsin L 12-38				1957 Northwestern L 63-70			
1975 * Nebraska W 72-65				1944 Denver W 60-41				1918 Chicago L 20-46				1961 Purdue L 41-47			
1978 Colorado State L 69-72				1946 * St. Mary's (CA) W 44-41				1920 * Wisconsin L 18-35				1962 Michigan State W 60-59			
1983 * Baylor W 67-44				1949 Notre Dame W 64-62				1924 * Marquette L 20-21				1967 Northwestern L 88-90			
1988 * Brown W 109-61				1958 California L 52-71				1925 * Minnesota W 27-19				1974 Michigan State L 86-95			
1989 * UC-Santa Barbara W 85-79				1959 * Oklahoma W 62-49				1931 Drake W 21-20				1978 Michigan State L 58-68			
1994 * Pepperdine W 99-63				1960 Arizona W 105-64				1935 * Ohio State W 32-21				1982 Northwestern W 49-48			
1995 * Colgate W 79-59				1964 * Providence L 70-71				1942 Chicago W 53-39				1984 * Wisconsin W 75-62			
1997 * Drake W 90-60				1968 * North Dakota W 91-59				1948 Ohio State W 49-41				1988 * Illinois W 93-79			
2000 * Tulsa W 66-65				1981 Houston L 52-62				1952 Michigan State W 61-60				1989 Purdue W 67-66			
2002 Florida State L 67-80				1983 Colorado W 72-56				1957 * Ohio State L 60-72				1995 * Wisconsin W 96-84			
2004 * Wisc.-Green Bay W 82-56				1987 Iowa State# L 100-102				1959 * Michigan State W 80-68				1998 * Michigan State L 57-78			
2005 * Fairfield W 75-59				1998 * Missouri W 82-68				1962 * Illinois L 76-85				1999 Michigan State L 65-80			
2006 * Coppin State W 83-67				2000 Centenary W 72-52				1974 * Minnesota W 66-55				2004 Iowa State L 76-84			
2008 Boston College L 55-57				2009 Drake W 71-67				1976 Michigan State L 88-105				2006 Michigan State L 55-85			
12/5 (17-4)				2011 Central Arkansas W 105-64				1978 Indiana L 51-69				2009 * Wisconsin# W 73-69			
1931 * Bradley L 19-24				2013 * South Carolina State W 90-46				1980 Michigan L 59-68				1/24 (15-10)			
1936 * Bradley W 33-27				12/22 (19-8)				1983 * Michigan State L 65-61				1902 West College W 24-7			
1949 * Michigan State W 73-53				1921 Creighton L 17-19				1985 * Illinois W 64-60				1903 * Wilton W 68-7			
1953 * Washington (MO) W 51-45				1937 Michigan State L 37-52				1987 * Wisconsin W 78-63				1913 Grinnell L 12-26			
1959 * Southern Methodist W 89-58				1941 Western Michigan W 49-48				1989 Michigan State W 93-82				1917 Northwestern L 15-24			
1964 Evansville L 83-90				1945 * Illinois W 41-39				1991 * Michigan State W 79-66				1919 Indiana W 21-12			
1966 Creighton L 68-69				1948 * Texas Christian# W 47-46				1993 Indiana L 67-75				1925 Illinois L 15-23			
1970 Nebraska L 71-73				1952 * Indiana L 72-91				2000 * Northwestern W 58-52				1930 Drake W 25-18			
1981 Marquette# W 68-65				1956 * Kansas State W 85-83				2002 Ohio State L 62-72				1953 Purdue L 58-69			
1986 * Delaware W 95-47				1959 * Loyola (LA) W 68-60				2005 * Michigan L 63-65				1955 Ohio State W 79-66			
1987 * UC Irvine W 124-88				1962 Oregon State L 55-61				2006 Wisconsin L 52-66				1959 * Northwestern L 96-99			
1992 * Mississippi State W 69-54				1967 California L 73-79				2008 Wisconsin L 51-64				1965 * Ohio State W 98-89			
1995 Northern Iowa W 78-73				1969 * Drake W 101-78				2010 Illinois L 42-59				1970 * Tennessee Tech W 96-68			
1997 Rice W 81-52				1973 Wyoming L 79-86				2014 Wisconsin L 71-75				1976 * Ohio State W 78-67			
1998 * Detroit Mercy W 61-60				1979 Mississippi State W 81-62				2015 * Nebraska W 70-59				1980 * Northwestern W 86-64			
2000 * Northern Iowa W 74-42				1984 * South Carolina W 88-78				1/14 (16-7)				1981 * Minnesota L 48-60			
2004 * E. Washington W 70-54				1986 * Rider W 104-71				1904 Grinnell W 21-20				1985 * Northwestern W 66-47			
2006 * Northern Iowa L 55-57				1990 * UCLA W 88-71				1914 * Cornell W 50-13				1987 * Ohio State L 76-80			
				1992 Southern Illinois W 90-70				1922 Minnesota L 16-24				1998 Missouri# L 79-80			
				1993 Duke L 76-79				1933 Purdue W 35-33				2001 Minnesota W 87-74			
				1997 Southern Mississippi W 82-58				1935 Minnesota# W 39-33				2004 * Ohio State W 79-65			
												2006 * Indiana W 73-60			



# DAY-BY-DAY RESULTS

2007	* Penn State	W	79-63
2009	Penn State	L	59-63
2010	Indiana	W	58-43
2015	Purdue	L	63-67

## 1/28 (8-10)

1905	Grinnell	L	22-32
1909	Chicago	L	10-29
1918	* Purdue	W	33-19
1922	Purdue	L	26-27
1944	Indiana	W	43-42
1946	* Minnesota#	W	63-61
1978	* Wisconsin	W	88-73
1982	Michigan State	W	57-56
1984	Indiana	L	47-54
1991	Illinois	L	50-53
1993	Michigan State#	W	96-90
1995	* Minnesota	L	54-55
1996	* Michigan	W	70-61
1998	Penn State	L	65-67
2004	Michigan	L	84-90
2006	* Ohio State	W	67-62
2007	* Wisconsin	L	46-57
2014	* Michigan State#	L	69-71

## 1/31 (13-6)

1914	* Iowa State	W	22-15
1921	* Chicago	W	17-16
1925	* Indiana	L	28-30
1938	* South Dakota	W	35-34
1948	* Regis	W	76-48
1959	* Michigan	W	78-74
1970	* Indiana	W	100-93
1976	Michigan	L	95-104
1980	Purdue	L	56-70
1981	Illinois	L	66-79
1985	Indiana	W	72-59
1987	Michigan	L	92-100
1991	Purdue	W	78-69
1993	* Michigan	W	88-80
2001	* Minnesota	W	64-55
2004	* Penn State	W	77-58
2007	Michigan	W	69-62
2013	* Penn State	W	76-67
2015	* Wisconsin	L	63-74

## 2/3 (13-12)

1910	* Minnesota	L	18-22
1913	* Coe	W	42-12
1923	* Chicago	W	20-12
1933	* Creighton	W	37-30
1934	* Bradley	W	43-25
1936	Michigan#	L	27-31
1937	* North Dakota	W	35-30
1941	* Chicago	W	58-36
1945	* Michigan	W	50-37
1947	Wisconsin	L	53-60
1962	* Creighton	L	67-68
1967	Illinois	L	63-66
1970	* Minnesota	W	90-77
1973	Michigan State	L	89-94
1975	Purdue	L	72-107
1979	Minnesota	W	97-71
1983	Illinois	L	61-62
1988	Michigan	L	103-120
1990	* Northwestern	W	98-80
1996	* Penn State#	L	87-95
1998	Wisconsin	W	79-76
2000	* Kansas	W	77-69
2007	* Indiana	W	81-75
2010	* Illinois	L	49-57
2013	Minnesota	L	59-62

## 2/7 (18-8)

1916	Cornell	W	28-19
1920	* Indiana	W	28-20
1921	* Minnesota	L	14-17
1925	Northwestern	W	35-20
1938	Minnesota	L	26-28
1942	Purdue	L	44-45
1948	Purdue	W	41-33
1949	Purdue	L	46-54
1959	* Minnesota	W	69-65
1965	Purdue	L	58-66
1967	* Illinois	W	96-89
1967	* Purdue	W	94-87
1970	Indiana	W	104-89
1976	* Minnesota	W	65-58
1977	* Michigan State	W	87-79
1980	* Michigan State#	W	44-39
1981	* Illinois	W	72-66
1987	Arizona	W	89-80
1991	Michigan State	W	71-67
1996	Northwestern	W	88-77
1998	Michigan State	L	64-75
2001	* Ohio State	L	68-69
2004	Indiana##	W	84-82
2007	Minnesota	W	91-78
2009	* Northwestern	W	56-51
2010	Ohio State	L	58-68

## 2/11 (14-9)

1910	Grinnell	L	13-18
1911	Northern Iowa	W	43-17
1914	Northern Iowa	W	27-14
1922	Chicago	W	27-17
1933	* Purdue	W	34-30
1935	Indiana	L	30-34
1939	* Indiana	L	39-50
1944	Ohio State	L	49-63
1950	* Illinois	W	70-65
1952	* Michigan	W	82-59
1956	Northwestern	W	70-65
1961	Indiana	W	74-67
1967	Ohio State	W	73-72
1969	* Northwestern#	W	84-80
1974	* Purdue###	W	112-111
1978	* Minnesota	L	65-78
1982	* Northwestern	W	62-49
1989	Wisconsin	L	54-65
1995	Illinois#	L	97-104
1996	* Indiana	W	76-50
2004	* Wisconsin	L	52-54
2006	Indiana	W	70-67
2009	Wisconsin	L	52-69

## 2/14 (18-11)

1902	D. M. YMCA	W	42-17
1906	* Kansas	W	29-19
1908	* Illinois	W	46-36
1912	Wisconsin	L	5-30
1920	Purdue	L	19-25
1925	Purdue	L	23-35
1931	* Illinois	L	23-26
1938	Michigan	W	38-30
1942	Northwestern	W	46-44
1948	Indiana	L	47-49
1953	Illinois	L	63-80
1955	* Ohio State	W	79-68
1959	Wisconsin	W	94-84
1967	* Northwestern	W	80-75
1970	* Michigan State	W	103-77
1976	* Wisconsin	W	96-82
1977	Ohio State#	W	74-70
1980	* Indiana	L	55-66
1981	* Northwestern	W	82-64
1985	* Michigan	L	52-56
1987	* Illinois	W	66-61
1991	* Minnesota	W	82-69
1998	* Ohio State	W	82-70
2001	Michigan	L	85-95
2004	* Michigan	W	69-61
2006	* Michigan State	W	66-54
2008	* Michigan	L	52-60
2009	* Purdue	L	45-49
2013	Penn State	W	74-72

## 2/17 (9-13)

1906	Coe	W	43-13
1911	Lewis Institute	L	10-19
1930	St. Louis	L	25-32
1934	* Purdue	L	33-45
1936	* Wisconsin	W	32-25
1940	Minnesota	L	29-34
1941	Illinois	L	53-56
1947	Minnesota	L	55-59
1951	Wisconsin	W	73-60
1958	* Wisconsin	W	74-61
1962	Indiana	L	69-72
1964	* Ohio State	L	82-99
1967	* Wisconsin	W	69-61
1970	Illinois	W	83-81
1973	* Wisconsin	W	100-76
1975	Michigan State	L	78-90
1977	Michigan	L	80-91
1979	Illinois	W	67-53
1990	Indiana	L	71-118
2007	Michigan State	L	49-81
2011	Northwestern	L	70-73
2013	* Minnesota	W	72-51

## 2/24 (13-7)

1914	Iowa State	W	21-16
1934	* Minnesota	W	33-30
1940	Northwestern	L	29-39
1941	* Purdue##	L	49-52
1945	Wisconsin	W	68-38
1951	* Michigan	W	70-48
1958	Northwestern	W	86-78
1962	* Michigan	W	68-63
1964	Northwestern	L	76-98
1967	Indiana	W	78-70
1970	* Northwestern	W	116-97
1973	Purdue	L	66-74
1977	* Illinois	W	76-64
1979	Ohio State	W	83-68
1983	* Wisconsin	W	93-63
1988	Northwestern	W	91-74
1990	* Minnesota	L	80-102
1993	* Penn State	W	58-38
1996	Illinois	L	86-91
2001	Illinois	L	63-89

## 2/27 (18-13)

1908	* Coe	W	38-12
1909	Minnesota	L	18-23
1910	* Iowa State	W	24-12
1911	Grinnell	L	10-21
1914	Grinnell	W	20-18
1917	* Iowa State	W	15-13
1920	* Northwestern	W	27-23
1922	* Michigan	L	20-22
1925	Illinois	W	33-25
1926	* Chicago	W	32-20
1932	* Michigan	L	27-35
1933	* Illinois	W	30-27
1937	* Illinois	L	29-40
1939	* Northwestern	W	41-26
1943	* Ohio State	W	43-41
1954	Michigan State	W	60-48
1956	* Northwestern	W	86-68
1961	* Purdue	W	73-62
1965	Purdue	L	68-76
1967	* Purdue	L	75-78
1967	* Michigan State	W	76-58
1971	* Wisconsin	L	83-99
1982	* Minnesota###	L	55-57
1983	* Minnesota	L	69-71
1988	* Michigan	W	95-87
1993	* Michigan State	W	66-64
1999	Indiana	L	81-88
2000	* Minnesota	W	71-59
2008	Penn State	L	64-65
2013	* Purdue	W	58-48
2014	Indiana	L	86-93

## 2/28 (16-10)

1905	Iowa Natl. Guard	L	26-46
1916	Wisconsin	L	19-38
1931	Illinois	L	13-31
1938	* Minnesota	L	29-30
1942	* Purdue	W	42-36
1948	* Minnesota	W	54-50
1949	Wisconsin	L	47-70
1953	Northwestern	W	93-78
1955	Minnesota	W	72-70
1959	* Illinois	L	70-72
1965	Michigan	L	88-103
1970	Purdue	W	108-107
1976	* Michigan	L	74-88
1977	* Indiana	W	80-73
1980	* Michigan	W	83-67
1981	* Wisconsin	W	96-75
1985	* Ohio State	W	87-82
1987	* Michigan	W	95-85
1990	* Purdue	W	64-63
1996	* Wisconsin	W	69-54
1998	* Indiana	W	84-70
2004	* Minnesota	W	66-62
2007	Penn State	L	72-74
2009	Northwestern	L	49-55
2010	* Indiana	W	73-57
2015	Penn State#	W	71-77

## 3/1 (11-16)

1902	Minnesota	L	10-47
1909	Wisconsin	L	9-30
1910	* Drake	W	43-7
1912	Minnesota	L	10-29
1913	* Northwestern	L	11-19
1915	Cornell	W	36-22
1918	Iowa State	W	22-20
1919	Iowa State	W	29-20
1941	Northwestern	L	36-45
1943	* Ohio State	L	46-53
1947	* Purdue	W	51-48
1948	Michigan	L	35-51
1954	* Ohio State	W	84-71
1958	* Michigan State	L	65-83
1969	* Purdue	L	85-97
1975	* Wisconsin	W	75-68
1976	* Michigan State	L	88-93
1979	* Michigan	L	53-61
1980	* Illinois	W	75-71
1984	Northwestern	W	57-48
1995	Purdue	L	85-92
1997	* Purdue	W	84-62
2000	Michigan	L	78-87
2001	* Penn State	L	73-78
2003	Indiana#	L	88-91
2006	* Penn State	W	65-38
2008	Illinois	L	47-58

## 3/5 (12-8)

1910	* Northwestern	W	35-6
1921	Purdue	L	19-21
1923	Indiana	L	21-23
1932	* Minnesota#	L	22-24
1949	* Michigan	W	63-62
1951	Michigan	W	65-55
1956	* Indiana	W	84-73
1965	Illinois	L	90-106
1973	Minnesota	W	79-77
1977	Wisconsin##	W	94-93
1981	Michigan State#	L	70-71

1987	Northwestern	W	103-76
1994	Minnesota###	L	96-107
1995	* Michigan	W	89-69
1997	* Penn State	W	81-55
1999	Wisconsin	L	60-74
2003	Michigan State	L	54-82
2005	Michigan#	W	74-72
2011	* Purdue	W	67-65
2013	* Illinois	W	63-55

## 3/9 (8-11)

1906	*	Grinnell	W	20-17
1911		Grinnell	W	12-10
1918		Purdue	L	22-46
1953		Indiana	L	61-68
1957	*	Wisconsin	L	59-60
1962		Illinois	L	69-73
1964		Illinois	L	67-90
1965		Minnesota#	L	84-85
1967	*	Michigan	L	70-71
1971	*	Michigan	L	82-86
1974		Minnesota	W	60-50
1985		Purdue	L	54-60
1994		Wisconsin	L	71-95
1996	*	Purdue	W	56-52
2000		Minnesota	W	81-78
2001		Ohio State	W	75-66
2002		Indiana	W	62-60
2007		Purdue	L	55-74
2012		Michigan State	L	75-92
2013	*	Nebraska	W	74-60

**Points**

Game 49, John Johnson vs. Northwestern, 2/24/70  
 Season 699, John Johnson (27.9 avg.), 1970  
 Career 2,116, Roy Marble (15.8 avg.), 1986-89

**Field Goals**

Game 20, John Johnson vs. Northwestern, 2/24/70  
 Season 289, John Johnson, 1970  
 Career 787, Roy Marble, 1986-89

**Field Goal Attempts**

Game 33, John Johnson vs. Northwestern, 2/24/70  
 33, Fred Brown vs. Indiana, 1971  
 Season 535, Fred Brown, 1971  
 Career 1,459, Roy Marble, 1986-89

**Field Goal Percentage**

**(Min. of 10 FGA/game for single game record)**

Game 100.0, Greg Stokes (11-11) vs. Georgia St., 12/12/84  
 Season 60.9, Russ Millard (151-248), 1996  
 Career 57.5, Ryan Bowen (397-690), 1995-98

**3-pt. Field Goals**

Game 9, Chris Kingsbury vs. Long Island, 12/17/94  
 9, Chris Kingsbury vs. Drake, 11/29/94  
 Season 117, Chris Kingsbury, 1995  
 Career 262, Jeff Horner, 2003-06

**3-pt. Field Goal Attempts**

Game 19, Chris Kingsbury vs. Long Island, 12/17/94  
 Season 297, Chris Kingsbury, 1995  
 Career 713, Jeff Horner, 2003-06

**3-pt. Field Goal Percentage**

**(Min. of 1.5 made per game)**

Game 100%, Jeff Horner (6-6) vs. Penn State, 1/31/04  
 100%, Jim Bartels (6-6) at Ohio State, 1/25/95  
 100%, Val Barnes (6-6) at Penn State, 2/22/93  
 100%, Val Barnes (5-5) vs. Centenary, 1/4/92  
 100%, Kent McCausland (5-5) vs. W. Illinois, 11/22/96  
 Season 52.2%, Kent McCausland (70-134), 1997  
 Career 45.3%, Kent McCausland (214-472), 1996-99

**Free Throws**

Game 21, Don Nelson vs. Indiana, 2/17/62  
 Season 218, Reggie Evans, 2001  
 Career 618, Aaron White, 2011-15

**Free Throw Attempts**

Game 26, Dave Gunther vs. West Virginia, 12/29/56  
 Season 346, Reggie Evans, 2001  
 Career 800, Aaron White, 2011-15

**Consecutive Free Throws**

Game 15, Andre Woolridge vs. Northwestern, 3/8/97  
 Season 34, Chris Street (six games), 1/2 thru 1/16/93

**Free Throw Percentage**

**(Min. of 10 FTA/game)**

Game 100%, Glenn Vidnovic (13-13) vs. Purdue, 2/4/69  
 100%, Luke Recker (12-12) vs. Kansas State, 12/22/01  
 100%, Val Barnes (12-12) vs. Ohio State, 2/18/92  
 100%, Roy Marble (12-12) vs. Northern Iowa, 12/6/88  
 100%, Sam Williams (12-12) vs. Ohio State, 3/4/67  
 100%, (11-11) on eight occasions  
 (last by Luke Recker vs. Minnesota, 2/9/02)  
 100%, (10-10) on 12 occasions  
 (last by Aaron White vs. Northwestern, 1/9/14)  
 Season 90.4, Matt Gatens (75-83), 2008-09  
 Career 87.3, Luke Recker (185-212), 2001-02  
 86.3, Matt Gatens (346-401), 2008-12  
 85.8, Rick Williams (176-205), 1972-73  
 85.6, Glenn Vidnovic (339-396), 1968-70

**Rebounds**

Game 30, Charles Darling vs. Wisc., 3/3/52  
 Season 416, Reggie Evans (11.9 avg.), 2001  
 Career 990, Greg Brunner (7.8 avg), 2003-06

**Assists**

Game 16, Cal Wulfsberg vs. Ohio St., 1/24/76  
 Season 193, Andre Woolridge (6.0 avg), 1996  
 Career 612, Jeff Horner (5.0 avg), 2003-06

**Blocked Shots**

Game 9, Acie Earl vs. Wisconsin, 1/29/92  
 Season 121, Acie Earl (4.0 avg), 1991-92  
 Career 365, Acie Earl (3.1 avg), 1990-93

**Steals**

Game 9, Kenyon Murray vs. Ohio State, 2/18/95  
 9, Acie Earl vs. Texas Southern, 12/28/93  
 Season 79, Ryan Bowen (2.5 avg), 1997-98  
 Career 208, Ryan Bowen (1.7 avg), 1995-98

**Games Played**

Career 140, Aaron White, 2011-15

**Note - - Players listed in boldface are current players.**

## TEAM RECORDS

### Points

Game	126 vs. Morgan State, 11/25/94
	126 at Oral Roberts, 12/30/87
Half	77 at Michigan, 2/3/88
Season	3,181 (93.6 avg.) in 1988
Average per Game	98.7 (2,467 in 25 games) in 1970

### Field Goals

Game	52 (98 att.) vs. Notre Dame, 3/14/70
Season	1,141 (2,160 att.) in 1988

### Field Goal Attempts

Game	127 vs. Augustana, 12/1/45
Season	2,194 (1,140 made) in 1987

### Field Goal Percentage

Game	69.8 (37-53) vs. Northeastern, 11/30/86
Season	52.8 (1,141-2,160) in 1988

### 3-pt. Field Goals

Game	15 (31 att.) vs. Prairie View A&M, 12/5/09
	15 (20 att.) vs. Northwestern, 1/3/98
	15 (36 att.) vs. Long Island, 12/17/94
Season	274 (743 att.) in 1995

### 3-pt. Field Goal Attempts

Game	37 (10 made) vs. Texas, 11/23/09
Season	753 (239 made) in 2010

### 3-pt. Field Goal Percentage (min. 10 att.)

Game	75.0 (15-20) vs. Northwestern, 1/3/98
	75.0 (9-12) vs. Northwestern, 3/5/87
Season	41.9 (44-105) in 1983

### Free Throws

Game	41 (43 att.) vs. Drake, 12/22/69
Season	753 (1,068 att.) in 2001
Consecutive	25 vs. Drake, 1969

### Free Throw Attempts

Game	61 (made 37) vs. Long Beach St., 12/4/93
Season	1,068 (made 753) in 2001

### Free Throw Percentage

Game	100% (20-20) vs. W. Illinois, 11/19/04
	95.6 (22-23) vs. DePaul, 3/15/95
Season	78.0 (549-704) in 1970

### Rebounds

Game	77 vs. UM-Duluth, 12/30/72
Season	1,508 in 1987 (43.1 avg.)
Average	51.5 (1134 in 22 games) in 1951

### Assists

Game	34 vs. George Mason, 12/1/84
Season	600 in 1985 and 1988

### Blocked Shots

Game	13 vs. Illinois, 3/5/13
Season	183 in 2013

### Steals

Game	23 vs. Northern Iowa, 12/7/94
	23 vs. Northwestern, 2/22/86
Season	365 in 1995

## Iowa's Career Double-Double Leaders

	Player, Years.....	No.
1.	Kevin Kunnert, 1971-73 .....	48
2.	Bruce King, 1975-77 .....	45
3.	Don Nelson, 1960-62 .....	41
4.	Reggie Evans, 2001-02 .....	40
5.	Dave Gunther, 1957-59 .....	37
6.	Greg Brunner, 2003-06.....	32
7.	Ed Horton, 1986-89.....	28
8.	Acie Earl, 1990-93 .....	27
9.	Ryan Bowen, 1995-98 .....	22
10.	Greg Stokes, 1982-85 .....	21
11.	Jess Settles, 1994-99 .....	18
	Michael Payne, 1982-85.....	18
13.	Chris Street, 1991-93 .....	17
14.	Aaron White, 2011-14.....	16
15.	Chuck Darling, 1950-52 .....	14

## Iowa's Single Season Double-Double Leaders

No. ....	Player, Year
22.....	Reggie Evans, 2001
20.....	Ed Horton, 1989
20.....	Kevin Kunnert, 1973
4.	19.....Kevin Kunnert, 1972
	19.....Don Nelson, 1962
	19.....Dave Gunther, 1959
7.	18.....Reggie Evans, 2002
	18.....Bruce King, 1977
9.	17.....Bruce King, 1976
10.	14.....Acie Earl, 1993
11.	13.....Dave Gunther, 1958
12.	12.....Greg Brunner, 2006
	12.....Don Nelson, 1961
	12.....Chuck Darling, 1952

## Iowa's Biggest Comebacks

\*\* vs. Gardner-Webb (Nov. 17, 2012): Trained 38-15 (23 points) with 13 seconds left in first half, won 65-56

\*\* at Illinois (Jan. 14, 1987): Trained 61-39 (22 points) with approximately 16 minutes remaining, won 91-88 in OT

\*\* at Michigan State (Jan. 28, 1993): Trained by 17 points with 5:32 left, won 96-90 in OT

\*\* vs. George Washington (March 15, 1996): Trained 73-56 (17 points) with 8:21 remaining, won 91-79 in regulation (NCAA Tournament game)



**Points**

1. 49 ..... John Johnson vs. Northwestern, 2/24/70
2. 46 ..... John Johnson vs. UW-Milwaukee, 12/7/68
3. 43 ..... Dick Ives vs. Chicago, 2/5/44
4. 42 ..... Bruce King vs. Pittsburgh, 12/30/76
5. 40 ..... Rick Williams vs. South Carolina, 1/22/72
6. 39 ..... Sam Williams vs. Northwestern, 1/21/67
- 39 ..... Don Nelson vs. Wisconsin, 1/6/62
8. 38 ..... John Johnson vs. Ohio State, 2/21/70
- 38 ..... Chris Pervall vs. Illinois, 3/6/65
10. 37 ..... seven times (last by Roy Marble vs. Illinois, 3/8/89)

**Field Goals**

1. 20 ..... John Johnson vs. Northwestern, 2/24/70
2. 19 ..... John Johnson vs. UW-Milwaukee, 12/7/68
3. 17 ..... Bruce King vs. Michigan, 1/31/76
4. 16 ..... John Johnson vs. Ohio State, 3/30/70
- 16 ..... John Johnson vs. Ohio State, 2/21/70
6. 15 ..... seven times (last by Roy Marble vs. Mich., 3/4/89)

**Field Goal Attempts**

1. 33 ..... Fred Brown vs. Indiana, 3/6/71
- 33 ..... John Johnson vs. Northwestern, 2/24/70
- 33 ..... Murray Wier vs. Illinois, 2/9/48
4. 32 ..... Fred Brown vs. Michigan, 2/9/71
- 32 ..... Charles Darling vs. Indiana, 1/21/52
- 32 ..... Murray Wier vs. Northwestern, 2/2/48
7. 31 ..... six times (last by J. Johnson vs. N Dame, 3/14/70)

**3-pt. Field Goals**

1. 9 ..... Chris Kingsbury vs. Long Island, 12/17/94
- 9 ..... Chris Kingsbury vs. Drake, 11/29/94
3. 8 ..... Devan Bawinkel vs. Ohio State, 3/3/09
- 8 ..... Justin Johnson vs. Ohio State, 2/2/08
- 8 ..... Justin Johnson vs. Indiana, 1/2/08
6. 7 ..... on 11 occasions (last by Roy Devyn Marble at Oregon 3/18/12)

**3-pt. Field Goal Attempts**

1. 19 ..... Chris Kingsbury vs. Long Island, 12/17/94
2. 15 ..... Justin Johnson vs. LA-Monroe, 12/30/07
3. 14 ..... Anthony Tucker vs. Virginia Tech, 12/1/09
- 14 ..... Adam Haluska vs. Citadel, 11/13/06
- 14 ..... Chris Kingsbury vs. Wisconsin, 1/13/96
6. 13 ..... on 13 occasions (last by Devan Bawinkel vs. Ohio State, 3/3/09)

**Free Throws**

1. 21 ..... Don Nelson vs. Indiana, 2/17/62
2. 18 ..... Bruce King vs. Pittsburgh, 12/30/76
3. 17 ..... Dave Gunther vs. West Virginia, 12/29/56
4. 16 ..... Adam Haluska vs. Northwestern, 2/15/07
- 16 ..... Reggie Evans vs. Purdue, 2/21/01
- 16 ..... Andre Woolridge vs. Northwestern, 3/8/97
- 16 ..... B.J. Armstrong vs. Florida State, 3/18/88
- 16 ..... Charles Darling vs. Minnesota, 1/19/52
9. 15 ..... Glenn Vidnovic vs. Indiana, 1/31/70

**Free Throw Attempts**

1. 26 ..... Dave Gunther vs. West Virginia, 12/29/56
2. 25 ..... Don Nelson vs. Indiana, 2/17/62
3. 23 ..... Bruce King vs. Pittsburgh, 12/30/76
4. 22 ..... Reggie Evans vs. Purdue, 2/21/01
5. 21 ..... Don Nelson vs. Indiana, 2/17/62
- 21 ..... Charles Darling vs. Minnesota, 1/19/52
7. 20 ..... B.J. Armstrong vs. Florida State, 3/18/88
- 20 ..... Don Nelson vs. Wisconsin, 1/4/60
- 20 ..... Nolden Gentry vs. Texas Tech, 12/13/58
10. 19 ..... Roy Devyn Marble vs. Northern Iowa, 12/15/12
- 19 ..... Reggie Evans at Kansas State, 12/23/00
- 19 ..... Acie Earl vs. Iowa State, 12/14/92
- 19 ..... Dave Roach vs. St. Louis, 12/9/63

**Rebounds**

1. 30 ..... Charles Darling vs. Wisconsin, 3/3/52
2. 25 ..... Frank Allen vs. California, 12/28/60
- 25 ..... Charles Darling vs. Purdue, 1/6/51
4. 23 ..... Greg Brunner vs. Minnesota, 1/18/06
- 23 ..... Kevin Kunnert vs. Drake, 12/27/72
- 23 ..... Kevin Kunnert vs. Illinois, 3/7/72
- 23 ..... John Johnson vs. Northwestern, 2/11/69
- 23 ..... John Johnson vs. Cal-Poly, 11/30/68
- 23 ..... Tom Harris vs. California, 12/28/60
- 23 ..... Nolden Gentry vs. Michigan, 1/4/58
- 23 ..... Bill Logan vs. Michigan, 2/26/55

**Assists**

1. 16 ..... Cal Wulfsberg vs. Ohio State, 1/24/76
2. 15 ..... B.J. Armstrong vs. Minnesota, 2/18/89
3. 14 ..... Ronnie Lester vs. Northwestern, 2/16/78
4. 13 ..... Cal Wulfsberg vs. Michigan, 1/31/76
5. 12 ..... Dean Oliver vs. Chicago State, 11/14/97
- 12 ..... Kevin Smith vs. Centenary, 1/4/92
- 12 ..... B.J. Armstrong vs. Georgia, 12/3/89
- 12 ..... B.J. Armstrong vs. Ohio State, 2/13/89
- 12 ..... Cal Wulfsberg vs. Drake, 12/21/76

**Blocked Shots**

1. 9 ..... Acie Earl vs. Wisconsin, 1/29/92
2. 8 ..... Acie Earl at Drake, 1/4/93
- 8 ..... Acie Earl vs. Duke, 3/21/92
- 8 ..... Acie Earl vs. Louisiana Tech, 12/7/91
- 8 ..... Acie Earl vs. Maryland-Eastern Shore, 11/23/91
- 8 ..... Acie Earl vs. Northern Iowa, 12/4/90
7. 7 ..... Gabriel Olaseni vs. Illinois, 3/5/13
- 7 ..... Melsahn Basabe vs. Iowa State, 12/10/10
- 7 ..... Ereik Hansen vs. Fairfield, 12/2/05
- 7 ..... Ereik Hansen vs. St. Louis, 12/31/04
- 7 ..... Ereik Hansen vs. Iowa State, 12/10/04
- 7 ..... Acie Earl vs. Michigan State, 2/27/93

**Steals**

1. 9 ..... Kenyon Murray vs. Ohio State, 2/18/95
- 9 ..... Acie Earl vs. Texas Southern, 12/28/92
3. 8 ..... Bill Jones vs. Dartmouth, 1/23/88
4. 7 ..... Eric May vs. SIU-Edwardsville, 11/26/10
- 7 ..... Jeff Horner vs. Western Illinois, 11/19/04
- 7 ..... Brody Boyd vs. Northern Illinois, 12/6/03
- 7 ..... Ryan Bowen vs. Northwestern, 1/3/98
- 7 ..... Andre Banks vs. Northwestern, 2/22/86
9. 6 ..... 11 times (last by Roy Devyn Marble vs. Penn, 11/22/13)

**Note -- Players listed in boldface are current players.**

**Points**

1.	699	John Johnson (27.9 avg.), 1970
2.	675	Roy Marble (20.5 avg.), 1989
3.	662	Fred Brown (27.6 avg.), 1971
4.	645	Andre Woolridge (20.2 avg.), 1997
5.	638	Greg Stokes (19.9 avg.), 1985
6.	637	Adam Haluska (20.5 avg.), 2007
7.	632	Sam Williams (25.3 avg.), 1968
8.	604	Ed Horton (18.3 avg.), 1989
9.	600	Luke Recker (17.1 avg.), 2002
10.	596	B.J. Armstrong (18.6 avg.), 1989

**Field Goals**

1.	289	John Johnson, 1970
2.	268	Fred Brown, 1971
3.	262	Greg Stokes, 1985
4.	254	Scott Thompson, 1976
5.	250	Ed Horton, 1989
6.	241	Roy Marble, 1989
	241	Bruce King, 1976
8.	219	Greg Stokes, 1983
	219	Sam Williams, 1968
10.	216	Andre Woolridge, 1997

**Field Goal Attempts**

1.	535	Fred Brown, 1971
2.	517	Scott Thompson, 1976
3.	508	John Johnson, 1970
4.	489	Charles Darling, 1952
5.	479	Greg Stokes, 1985
6.	477	Bruce King, 1976
7.	475	Sam Williams, 1968
8.	472	Andre Woolridge, 1997
9.	466	Adam Haluska, 2007
10.	459	Roy Marble, 1989

**3-pt. Field Goals**

1.	117	Chris Kingsbury, 1995
2.	93	Justin Johnson, 2008
3.	92	Luke Recker, 2002
4.	90	Adam Haluska, 2007
5.	86	Jeff Horner, 2005
6.	75	Matt Gatens, 2012
7.	74	Kent McCausland, 1998
8.	71	Jeff Moe, 1988
9.	70	Jeff Horner, 2006
	70	Kent McCausland, 1997

**3-pt. Field Goal Attempts**

1.	297	Chris Kingsbury, 1995
2.	269	Justin Johnson, 2008
3.	248	Adam Haluska, 2007
4.	223	Luke Recker, 2002
5.	211	Jeff Horner, 2005
	211	Chris Kingsbury, 1996
7.	201	Jeff Horner, 2006
8.	185	Adam Haluska, 2006
9.	183	Matt Gatens, 2012
10.	179	Dean Oliver, 2001

**Free Throws**

1.	218	Reggie Evans, 2001
2.	195	Aaron White, 2015
3.	194	Sam Williams, 1968
4.	193	Aaron White, 2013
5.	187	Reggie Evans, 2002
6.	186	Don Nelson, 1962
7.	178	Sam Williams, 1966
8.	176	Don Nelson, 1961
9.	172	Roy Marble, 1989
10.	167	Adam Haluska, 2007

**Free Throw Attempts**

1.	346	Reggie Evans, 2001
2.	302	Reggie Evans, 2002
3.	268	Don Nelson, 1961
4.	265	Sam Williams, 1968
5.	264	Don Nelson, 1962
6.	258	Aaron White, 2013
7.	243	Acie Earl, 1992
8.	238	Aaron White, 2015
9.	242	Acie Earl, 1991
10.	232	Sam Williams, 1966

**Rebounds**

1.	416	Reggie Evans (12.8 avg.), 2001
2.	387	Charles Darling (17.6 avg.), 1951
3.	378	Reggie Evans (11.1 avg.), 2002
4.	353	Kevin Kunnert (14.7 avg.), 1972
5.	350	Ed Horton (10.6 avg.), 1989
6.	334	Kevin Kunnert (13.9 avg.), 1973
7.	332	Bruce King (13.3 avg.), 1977
8.	314	Greg Brunner (9.2 avg.), 2006
9.	286	Acie Earl (8.9 avg.), 1993
10.	285	Don Nelson (11.9 avg.), 1962

**Assists**

1.	193	Andre Woolridge (6.0 avg.), 1996
2.	192	Andre Woolridge (6.0 avg.), 1997
3.	191	Cal Wulfsberg (6.6 avg.), 1976
4.	190	Andre Woolridge (5.8 avg.), 1995
5.	182	Bryce Cartwright (5.9 avg.), 2011
6.	180	Jeff Horner (5.5 avg.), 2005
7.	173	B.J. Armstrong (5.4 avg.), 1989
8.	169	Jeff Horner (5.6 avg.), 2006
9.	168	Dean Oliver (5.25 avg.), 2001
10.	163	Ronnie Lester (6.0 avg.), 1978

**Blocked Shots**

1.	121	Acie Earl (4.0 avg.), 1992
2.	106	Acie Earl (3.3 avg.), 1991
3.	89	Erek Hansen (2.6 avg.), 2006
4.	88	Acie Earl (2.8 avg.), 1993
5.	83	Erek Hansen (2.6 avg.), 2005
6.	79	Greg Stokes (2.5 avg.), 1983
7.	62	Greg Stokes (1.9 avg.), 1985
8.	58	Greg Stokes (2.1 avg.), 1984
9.	56	Jarrod Uthoff (1.6 avg.), 2015
10.	54	Gabriel Olaseni (1.6 avg.), 2015

**Steals**

1.	79	Ryan Bowen (2.5 avg.), 1998
2.	72	Bill Jones (2.1 avg.), 1988
3.	70	Jim Bartels (2.1 avg.), 1995
4.	68	Brody Boyd (2.3 avg.), 2004
5.	66	Andre Banks (2.1 avg.), 1986
	66	Steve Carfino (2.4 avg.), 1984
7.	62	Dean Oliver (2.1 avg.), 2000
8.	61	B.J. Armstrong (1.8 avg.), 1988
9.	60	Roy Marble (1.8 avg.), 1988
	60	Roy Devyn Marble (1.8 avg.), 2014

**Points**

1.	2,116	Roy Marble, 1986-89
2.	1,859	Aaron White, 2011-15
3.	1,779	Acie Earl, 1990-93
4.	1,768	Greg Stokes, 1982-85
5.	1,705	B.J. Armstrong, 1986-89
6.	1,694	Roy Devyn Marble, 2011-14
7.	1,675	Ronnie Lester, 1977-80
8.	1,635	Matt Gatens, 2009-12
9.	1,611	Jess Settles, 1994-97, 1999
10.	1,578	Adam Haluska, 2005-07

**Field Goals**

1.	787	Roy Marble, 1986-89
2.	705	Greg Stokes, 1982-85
3.	642	Acie Earl, 1990-93
4.	622	Ronnie Lester, 1977-80
5.	590	Aaron White, 2011-15
6.	583	B.J. Armstrong, 1986-89
7.	581	Jess Settles, 1994-99
8.	573	Bruce King, 1975-77
9.	564	Roy Devyn Marble, 2011-14
10.	560	Ed Horton, 1986-89

**Field Goal Attempts**

1.	1,459	Roy Marble, 1986-89
2.	1,359	Roy Devyn Marble, 2011-14
3.	1,321	Ronnie Lester, 1977-80
4.	1,294	Greg Stokes, 1982-85
5.	1,265	Acie Earl, 1990-93
6.	1,264	Matt Gatens, 2009-12
7.	1,213	Dean Oliver, 1998-01
8.	1,205	James Moses, 1989-92
9.	1,195	Bruce King, 1975-77
10.	1,186	Jess Settles, 1994-99

**3-pt. Field Goals**

1.	262	Jeff Horner, 2003-06
2.	239	Matt Gatens, 2009-12
3.	226	Chris Kingsbury, 1994-96
4.	214	Kent McCausland, 1996-99
5.	212	Adam Haluska, 2005-07
6.	193	Brody Boyd, 2001-04
7.	161	Dean Oliver, 1998-01
8.	139	Luke Recker, 2001-02
9.	138	Justin Johnson, 2007-08
10.	136	B.J. Armstrong, 1986-89

**3-pt. Field Goal Attempts**

1.	713	Jeff Horner, 2003-06
2.	652	Matt Gatens, 2009-12
3.	645	Chris Kingsbury, 1994-96
4.	582	Adam Haluska, 2005-07
5.	544	Brody Boyd, 2001-04
6.	472	Kent McCausland, 1996-99
7.	465	Dean Oliver, 1998-01
8.	396	Roy Devyn Marble, 2011-14
9.	374	James Moses, 1989-92
10.	368	Justin Johnson, 2007-08

**Free Throws**

1.	619	Aaron White, 2011-15
2.	516	Roy Marble, 1986-89
3.	493	Acie Earl, 1990-93
4.	468	Dean Oliver, 1998-01
5.	462	Don Nelson, 1960-62
6.	432	Roy Devyn Marble, 2011-14
7.	431	Ronnie Lester, 1977-80
8.	405	Reggie Evans, 2001-02
9.	403	B.J. Armstrong, 1986-89
10.	384	Adam Haluska, 2005-07

**Free Throw Attempts**

1.	800	Aaron White, 2011-14
2.	725	Acie Earl, 1990-93
3.	707	Roy Marble, 1986-89
4.	687	Don Nelson, 1960-62
5.	648	Reggie Evans, 2001-02
6.	621	Dean Oliver, 1998-01
7.	595	Roy Devyn Marble, 2011-14
8.	566	Greg Brunner, 2003-06
9.	557	Ronnie Lester, 1977-80
10.	554	Greg Stokes, 1982-85

**Rebounds**

1.	990	Greg Brunner (7.8 avg.), 2003-06
2.	914	Kevin Kunnert (12.7 avg.), 1971-73
3.	901	Aaron White, (6.4 avg.), 2011-15
4.	877	Ed Horton (6.6 avg.), 1986-89
5.	857	Michael Payne (7.3 avg.), 1982-85
6.	852	Bruce King (10.7 avg.), 1975-77
7.	811	Acie Earl (7.0 avg.), 1990-93
8.	807	Greg Stokes (6.7 avg.), 1982-85
9.	804	Ryan Bowen (6.7 avg.), 1995-98
10.	794	Reggie Evans (11.5 avg.), 2001-02

**Assists**

1.	612	Jeff Horner (5.0 avg.), 2003-06
2.	575	Andre Woolridge (5.9 avg.), 1995-97
3.	561	Dean Oliver (4.5 avg.), 1998-01
4.	517	B.J. Armstrong (4.0 avg.), 1986-89
5.	480	Ronnie Lester (4.8 avg.), 1977-80
6.	397	Roy Devyn Marble (2.9 avg.), 2011-14
7.	358	Mon'ter Glasper (2.9 avg.), 1993-96
8.	352	Kenny Arnold (3.2 avg.), 1979-82
	<b>352</b>	<b>Mike Gesell (3.5 avg.), 2012-15</b>
10.	339	Andre Banks (2.9 avg.), 1983-86

**Blocked Shots**

1.	365	Acie Earl (3.1 avg.), 1990-93
2.	229	Greg Stokes (1.9 avg.), 1982-85
3.	212	Erek Hansen (2.4 avg.), 2004-06
4.	148	Melsahn Basabe (1.1 avg.), 2011-14
5.	141	Gabriel Olaseni (1.2 avg.), 2011-15
6.	124	Ryan Bowen (1.0 avg.), 1995-98
7.	120	Michael Payne (1.0 avg.), 1982-85
8.	104	Greg Brunner (0.8 avg.), 2003-06
9.	96	Kurt Looby (1.5 avg.), 2007-08
10.	92	Glen Worley (0.7 avg.), 2001-04
	92	J.R. Koch (0.7 avg.), 1996-99

**Steals**

1.	208	Ryan Bowen (1.7 avg.), 1995-98
2.	205	Dean Oliver (1.6 avg.), 1998-01
3.	200	Kenyon Murray (1.6 avg.), 1993-96
4.	183	Roy Marble (1.4 avg.), 1986-89
5.	182	Steve Carfino (1.6 avg.), 1981-84
6.	178	B.J. Armstrong (1.4 avg.), 1986-89
7.	176	Roy Devyn Marble (1.3 avg.), 2011-14
8.	166	Jeff Horner (1.3 avg.), 2003-06
9.	155	Jim Bartels (1.6 avg.), 1991-95
10.	154	Mon'ter Glasper (1.3 avg.), 1993-96

**Games Played**

1.	140	Aaron White, 2012-15 (consecutive)
2.	137	Zach McCabe, 2011-14 (consecutive)
3.	136	Roy Devyn Marble, 2011-14
	136	Melsahn Basabe, 2011-14
5.	134	Roy Marble, 1986-89
6.	133	Eric May, 2012-13
7.	131	Ed Horton, 1986-89
	131	Jeff Moe, 1985-88
9.	130	B.J. Armstrong, 1986-89
10.	128	Brody Boyd, 2001-04
	128	Matt Gatens, 2008-12



## TEAM LEADERS -- SINGLE GAME

### Points

- 126 vs. Morgan State, 11/25/94
- 126 vs. Oral Roberts, 12/30/87
- 124 vs. UC-Irvine, 12/5/87
- 121 vs. Centenary, 1/4/92
- 121 vs. Notre Dame, 3/14/70
- 119 vs. Wisconsin, 2/10/70
- 116 vs. Northwestern, 2/9/95
- 116 vs. Northwestern, 2/24/70
- 116 vs. UW-Milwaukee, 12/7/68
- 115 at Northwestern, 3/7/70

### Field Goals

- 52 vs. Notre Dame, 3/14/70
- 50 vs. Nevada-Reno, 12/9/80
- 48 vs. Northwestern, 2/24/70
- 47 on three occasions

### Field Goal Attempts

- 127 vs. Augustana, 12/1/45
- 115 vs. S. Dakota State, 12/2/46
- 108 vs. Minn.-Duluth, 12/30/72
- 104 vs. UCLA, 12/23/50
- 100 vs. Creighton, 12/11/48

### Field Goal Percentage

- 69.8 (37-53) vs. Northeastern, 11/30/86
- 67.5 (27-40) vs. Air Force, 12/28/04
- 66.7 (30-45) vs. MD-Balt. Co., 12/15/90
- 66.7 (28-42) vs. Ohio State, 2/18/84
- 66.1 (37-56) at Northern Iowa, 12/10/91
- 66.1 (43-65) vs. Holy Cross, 12/27/75

### 3-pt. Field Goals

- 15 vs. Prairie View A&M, 12/5/09
- 15 vs. Northwestern, 1/3/98
- 15 vs. Long Island, 12/17/94
- 14 at Ohio State, 12/31/08
- 14 vs. North Carolina, 11/24/04
- 14 vs. Penn State, 1/31/04
- 14 vs. Michigan State, 3/8/95
- 14 vs. Drake, 11/29/94
- 14 vs. Oral Roberts, 12/30/87

### 3-pt. Field Goal Att.

- 37 vs. Texas, 11/23/09
- 36 vs. Long Island, 12/17/94
- 33 vs. Ohio State, 1/9/08
- 32 vs. Michigan, 3/01/00
- 32 vs. Cal-Irvine, 12/29/93
- 31 at Penn State, 2/28/07
- 31 vs. Michigan State, 3/8/95
- 31 vs. Minnesota, 2/2/94

### 3-pt. Field Goal Pct.

(minimum 10 att.)

- 75.0 (15-20) vs. Northwestern, 1/3/98
- 75.0 (9-12) at Northwestern, 3/5/87
- 73.3 (11-15) vs. So. Miss., 12/22/97
- 70.0 (7-10) vs. East Tenn. State, 3/14/91
- 70.0 (7-10) at Drake, 11/29/88
- 68.4 (13-19) vs. Michigan, 2/4/06

### Free Throws

- 41 vs. Drake, 12/22/69
- 40 vs. Wisconsin, 1/21/95
- 39 vs. Minnesota, 1/13/93
- 38 vs. Nebraska-Omaha, 11/10/13
- 38 vs. South Alabama, 12/4/98
- 38 vs. Creighton, 12/21/68

### Free Throw Att.

- 61 vs. Long Beach State, 12/4/93
- 53 vs. Drake, 11/30/93
- 52 vs. Wisconsin, 1/21/95
- 51 vs. UC-Santa Barbara, 12/2/89
- 50 vs. Missouri, 12/16/00

### Free Throw Pct.

(minimum 10 att.)

- 100.0 (20-20) vs. W. Illinois, 11/19/04
- 100.0 (18-18) vs. Indiana, 1/14/79
- 100.0 (15-15) at Virginia, 3/27/13
- 100.0 (12-12) at Purdue, 2/7/49
- 95.6 (22-23) vs. DePaul, 3/15/95
- 93.8 (15-16) at Penn State, 1/24/09
- 92.9 (26-28) vs. North Florida, 12/22/14

### Rebounds

- 77 vs. Minn.-Duluth, 12/30/72
- 76 at California, 12/28/60
- 76 vs. Ohio State, 2/14/55
- 75 vs. Purdue, 1/6/51
- 74 vs. American-Puerto Rico, 12/20/92
- 74 vs. Cal-Poly, 11/30/68

### Assists

- 34 vs. George Mason, 12/1/84
- 32 vs. Central Arkansas, 12/19/11
- 32 vs. Nevada-Reno, 12/9/80
- 31 vs. Morgan State, 11/25/94
- 30 vs. Central Conn. St., 1/2/93
- 30 vs. Centenary, 1/4/92

### Blocked Shots

- 13 vs. Illinois, 3/5/13
- 12 vs. Northern Illinois, 11/26/14
- 12 vs. UNC Wilmington, 11/8/13
- 12 vs. St. Louis, 12/31/04
- 12 vs. UNC Greensboro, 12/4/04
- 12 vs. North Carolina, 11/24/04
- 11 vs. Fairfield, 12/2/05
- 11 at Minnesota, 2/23/05
- 11 at Drake, 1/4/93

### Steals

- 23 vs. Northern Iowa, 12/7/94
- 23 vs. Northwestern, 2/22/86
- 21 vs. Morgan State, 11/25/94
- 21 vs. Drake, 11/30/93
- 19 vs. SIU-Edwardsville, 11/26/10
- 19 vs. Bucknell, 12/28/97
- 19 vs. Ohio State, 1/10/96
- 19 vs. Drake, 12/3/91
- 19 vs. Morehead State, 11/28/84

## TEAM LEADERS -- SEASON

### Wins

- 30 in 1987
- 25 in 2013
- 25 in 2006
- 24 in 1988
- 23 in 2001
- 23 in 1996
- 23 in 1989
- 23 in 1980

### Winning Percentage

- 94.4 (17-1) in 1945
- 86.7 (13-2) in 1923
- 86.4 (19-3) in 1952
- 85.7 (30-5) in 1987
- 83.3 (10-2) in 1902

### Points

- 3,181 in 1988
- 3,055 in 1987
- 2,957 in 1989
- 2,757 in 1995
- 2,689 in 2014

### Scoring Average

- 98.7 in 1970
- 93.6 in 1988
- 89.6 in 1989
- 87.3 in 1987

### Field Goals

- 1,141 in 1988
- 1,140 in 1987
- 1,092 in 1989

### Field Goal Att.

- 2,194 in 1987
- 2,160 in 1988
- 2,156 in 2013
- 2,112 in 1989

### Field Goal Pct.

- 52.8 in 1988
- 52.3 in 1970
- 52.0 in 1987

### 3-pt. Field Goals

- 274 in 1995
- 258 in 2009
- 239 in 2010

### 3-pt. Field Goal Att.

- 753 in 2010
- 743 in 1995
- 709 in 2009

### 3-pt. Field Goal Pct.

- 41.9 in 1983
- 41.5 in 1988
- 40.6 in 1991

### Free Throws

- 753 in 2001
- 711 in 1988
- 660 in 2014
- 655 in 2013
- 647 in 1989

### Free Throw Attempts

- 1,068 in 2001
- 996 in 1988
- 929 in 1987
- 919 in 1989

### Free Throw Pct. (min. 500 att.)

- 78.0 in 1970
- 77.1 in 1969
- 74.7 in 1971
- 74.4 in 2015
- 74.4 in 2007

### Rebounds

- 1,508 in 1987
- 1,484 in 2013
- 1,370 in 1993
- 1,367 in 1989

### Rebounding Average

- 51.5 in 1951
- 49.4 in 1973
- 48.4 in 1972

### Assists

- 600 in 1988
- 600 in 1985
- 581 in 1987
- 573 in 2013

### Blocked Shots

- 183 in 2013
- 174 in 2005
- 167 in 2006
- 165 in 1993
- 164 in 2014

### Steals

- 365 in 1995
- 329 in 1988
- 315 in 1998

**Points**
**Based on total points**

Year	Player	No.	Avg
1939	Ben Stephens	215	13.4
1940	Vic Siegel	189	9.0
1941	Vic Siegel	194	9.7
1942	Tom Chapman	245	12.3
1943	Ben Trickey	229	13.5
1944	Dick Ives	327	18.2
1945	Dick Ives	217	12.1
1946	Dick Ives	187	10.4
1947	Murray Wier	272	15.1
1948	Murray Wier	399	21.0
1949	Charlie Mason	146	7.8
1950	Frank Calsbeek	333	15.1
1951	Charles Darling	358	16.3
1952	Charles Darling	561	25.5
1953	Deacon Davis	327	14.9
1954	Bill Logan	315	14.3
1955	Bill Logan	413	15.9
1956	Bill Logan	460	17.7
1957	Dave Gunther	271	12.3
1958	Dave Gunther	435	19.8
1959	Dave Gunther	482	21.9
1960	Don Nelson	380	15.8
1961	Don Nelson	570	23.7
1962	Don Nelson	572	23.8
1963	Dave Roach	289	12.0
1964	Dave Roach	367	15.9
1965	Chris Pervall	507	21.1
1966	Chris Pervall	458	19.1
1967	Sam Williams	544	22.6
1968	Sam Williams	632	25.3
1969	John Johnson	473	19.7
1970	John Johnson	699	27.9
1971	Fred Brown	662	27.6
1972	Rick Williams	469	19.5
1973	Kevin Kunnert	460	19.2
1974	Candy LaPrince	457	19.0
1975	Bruce King	298	11.5
1976	Scott Thompson	567	19.5
1977	Bruce King	524	21.0
1978	Ronnie Lester	536	19.9
1979	Ronnie Lester	524	18.7
1980	Kenny Arnold	444	13.5
1981	Vince Brookins	411	14.7
1982	Michael Payne	308	11.4
1983	Greg Stokes	548	17.7
1984	Greg Stokes	417	14.9
1985	Greg Stokes	638	19.9
1986	Roy Marble	399	12.5
1987	Roy Marble	520	14.9
1988	B.J. Armstrong	592	17.4
1989	Roy Marble	675	20.5
1990	Les Jepsen	417	14.9
1991	Acie Earl	520	16.3
1992	Acie Earl	586	19.5
1993	Acie Earl	542	16.9
1994	James Winters	414	18.0
	Jess Settles	414	15.3
1995	Chris Kingsbury	553	16.8
1996	Jess Settles	484	15.1
1997	Andre Woolridge	645	20.2
1998	Ricky Davis	464	15.0
1999	Dean Oliver	357	11.9
2000	Dean Oliver	408	13.6
2001	Reggie Evans	529	15.1
2002	Luke Recker	600	17.1
2003	Chauncey Leslie	490	15.8
2004	Pierre Pierce	468	16.1
2005	Greg Brunner	485	14.7
2006	Greg Brunner	481	14.1
2007	Adam Haluska	637	20.5
2008	Justin Johnson	378	11.8
2009	Jake Kelly	372	11.6
2010	Matt Gatens	385	12.3
2011	Matt Gatens	366	12.6
2012	Matt Gatens	518	15.2
2013	Roy Devyn Marble	554	15.0
2014	Roy Devyn Marble	560	17.0
2015	Aaron White	558	16.4

**Rebounds**
**Based on total rebounds**

Year	Player	No.	Avg
1951	Charles Darling	387	17.6
1952	not available		
1953	not available		
1954	not available		
1955	Bill Logan	285	11.0
1956	Bill Logan	268	10.3
1957	Dave Gunther	197	8.9
1958	Nolden Gentry	241	10.9
1959	Dave Gunther	243	12.1
1960	Don Nelson	241	10.0
1961	Don Nelson	258	10.8
1962	Don Nelson	285	11.9
1963	Dave Roach	162	6.8
1964	Dave Roach	162	7.0
1965	George Peeples	249	10.4
1966	George Peeples	260	10.8
1967	Gerry Jones	257	10.7
1968	Sam Williams	273	10.9
1969	John Johnson	256	10.7
1970	John Johnson	253	10.1
1971	Kevin Kunnert	227	9.4
1972	Kevin Kunnert	353	14.7
1973	Kevin Kunnert	334	13.9
1974	Neil Fegebank	162	6.8
1975	Bruce King	228	8.8
1976	Bruce King	292	10.1
1977	Bruce King	332	12.3
1978	Clay Hargrave	267	9.9
1979	William Mayfield	236	8.4
1980	Steve Kraficisin	211	6.4
1981	Steve Kraficisin	179	6.4
1982	Michael Payne	201	6.9
1983	Michael Payne	233	7.5
1984	Greg Stokes	193	6.9
1985	Greg Stokes	268	8.4
1986	Gerry Wright	204	6.6
1987	Brad Lohaus	268	7.7
1988	Kent Hill	222	6.5
1989	Ed Horton	350	10.6
1990	Les Jepsen	281	10.0
1991	Acie Earl	213	6.7
1992	Chris Street	247	8.2
1993	Acie Earl	286	8.9
1994	Jess Settles	203	7.5
1995	Jim Bartels	204	6.2
1996	Jess Settles	239	7.5
1997	Ryan Bowen	264	9.1
1998	Ryan Bowen	271	8.7
1999	Jess Settles	133	4.8
2000	Jacob Jaacks	220	7.3
2001	Reggie Evans	416	11.9
2002	Reggie Evans	378	11.1
2003	Jared Reiner	231	8.3
2004	Greg Brunner	239	8.2
2005	Greg Brunner	275	8.3
2006	Greg Brunner	314	9.2
2007	Tyler Smith	153	4.9
2008	Cyrus Tate	166	5.4
2009	Cyrus Tate	131	5.7
2010	Aaron Fuller	172	6.2
2011	Melsahn Basabe	210	6.8
2012	Aaron White	180	5.7
2013	Aaron White	234	6.2
2014	Aaron White	220	6.7
2015	Aaron White	248	7.3

**Field Goal Percentage**
**Minimum of four att./game**

Year	Player	FG%	FG-FGA
1947	Noble Jorgensen	.322	46-143
1948	Murray Wier	.354	152-429
1949	Franklin Calsbeek	.333	40-120
1950	Franklin Calsbeek	.341	127-372
1951	Charles Darling	.372	139-376
1952	Charles Darling	.417	204-489
1953	Chuck Jarnagin	.319	68-219
1954	Carl Cain	.427	106-248
1955	McKinley Davis	.479	92-192

1956	Bill Logan	.440	175-420
1957	Jim McConnell	.393	79-201
1958	Dave Gunther	.448	169-377
1959	Dave Gunther	.426	169-393
1960	Mike Heitman	.458	104-227
1961	Don Nelson	.522	197-377
1962	Don Nelson	.554	193-348
1963	Dave Roach	.455	117-257
1964	Dave Roach	.397	145-397
1965	George Peeples	.511	156-305
1966	George Peeples	.515	171-332
1967	Tom Chapman	.526	146-274
1968	Sam Williams	.461	219-475
1969	Ben McGilmer	.529	109-206
1970	John Johnson	.569	289-508
1971	Fred Brown	.501	268-535
1972	Kevin Kunnert	.516	180-349
1973	Kevin Kunnert	.545	198-363
1974	Neil Fegebank	.495	148-299
1975	Fred Haberecht	.469	97-209
1976	Dan Frost	.538	203-337
1977	Bruce King	.473	198-419
1978	Clay Hargrave	.520	117-225
1979	William Mayfield	.493	148-300
1980	Steve Kraficisin	.536	155-289
1981	Steve Kraficisin	.549	124-226
1982	Steve Carfino	.562	100-178
1983	Greg Stokes	.543	219-403
1984	Greg Stokes	.574	163-284
1985	Greg Stokes	.547	262-479
1986	Gerry Wright	.592	138-233
1987	Roy Marble	.557	199-357
1988	Kent Hill	.607	91-150
1989	Ray Thompson	.597	148-248
1990	Les Jepsen	.623	155-249
1991	Rodell Davis	.592	109-184
1992	Chris Street	.564	114-202
1993	Acie Earl	.505	203-402
1994	Jess Settles	.574	156-272
1995	Jim Bartels	.504	128-254
1996	Russ Millard	.609	151-248
1997	Ryan Bowen	.553	120-217
1998	Ryan Bowen	.603	164-272
1999	Joey Range	.525	85-162
2000	Jacob Jaacks	.468	123-263
2001	Duez Henderson	.514	75-146
2002	Reggie Evans	.496	169-341
2003	Jared Reiner	.541	92-170
2004	Greg Brunner	.549	123-224
2005	Greg Brunner	.512	175-342
2006	Erek Hansen	.581	93-160
2007	Seth Gorney	.575	77-134
2008	Cyrus Tate	.667	86-129
2009	Jeff Peterson	.450	81-180
2010	Jarryd Cole	.566	103-182
2011	Melsahn Basabe	.572	131-229
2012	Melsahn Basabe	.524	109-208
2013	<b>Adam Woodbury</b>	<b>.488</b>	<b>81-166</b>
2014	Aaron White	.584	143-245
2015	Aaron White	.521	171-328

**3-Pt. Field Goal Percentage**
**Minimum of one 3-pt. FGA per game**

Year	Player	FG%	FG-FGA
1983	Steve Carfino	.454	30-66
1987	B.J. Armstrong	.519	28-54
1988	B.J. Armstrong	.453	62-137
1989	B.J. Armstrong	.397	46-116
1990	Troy Skinner	.267	16-60
1991	Troy Skinner	.472	42-89
1992	Troy Skinner	.360	18-50
1993	Wade Lookingbill	.377	20-53
1994	Jim Bartels	.374	49-131
1995	Jim Bartels	.413	59-143
1996	Jess Settles	.348	40-115
1997	Kent McCausland	.522	70-134
1998	J.R. Koch	.471	16-34
1999	Kent McCausland	.421	59-140
2000	Rob Griffin	.401	57-142
2001	Luke Recker	.431	47-109
2002	Ryan Hogan	.471	33-70

## SEASON LEADERS

2003	Brody Boyd	.309	55-178
2004	Jeff Horner	.425	65-153
2005	Jeff Horner	.408	86-211
2006	Jeff Horner	.348	70-201
2007	Justin Johnson	.455	45-99
2008	Jake Kelly	.408	30-69
2009	Matt Gatens	.403	52-129
2010	Devan Bawinkel	.381	32-84
2011	Matt Gatens	.331	54-163
2012	Zach McCabe	.449	22-49
2013	Roy Devyn Marble	.327	49-150
<b>2014</b>	<b>Jarrold Uthoff</b>	<b>.425</b>	<b>17-40</b>
<b>2015</b>	<b>Anthony Clemmons</b>	<b>.373</b>	<b>22-59</b>

### Free Throw Percentage

Minimum of two att./game

Year	Player	FT%	FT-FTA
1939	Ben Stephens	.707	75-106
1940	Dick Evans	.758	25-33
1941	Vic Siegel	.750	60-80
1942	Tom Chapman	.726	69-95
1943	Tom Chapman	.766	46-60
1944	Dick Ives	.602	41-68
1945	Clayton Wilkinson	.632	43-68
1946	Murray Wier	.629	39-62
1947	Murray Wier	.667	62-93
1948	Leonard Metcalfe	.750	27-36
1949	Al Weiss	.637	37-58
1950	Bob Vollers	.633	33-57
1951	Charles Darling	.667	80-120
1952	Charles Darling	.702	153-218
1953	Herb Thompson	.666	78-117
1954	Bill Logan	.659	83-126
1955	Bill Seaberg	.788	82-104
1956	Bill Seaberg	.780	110-141
1957	Dave Gunther	.685	87-127
1958	Dave Gunther	.688	97-141
1959	Dave Gunther	.737	112-152
1960	Mike Heitman	.837	41-49
1961	Don Nelson	.656	176-268
1962	Don Nelson	.704	186-264
1963	Jimmy Rodgers	.800	92-115
1964	Jimmy Rodgers	.829	87-105
1965	Jimmy Rodgers	.845	93-110
1966	Chris Pervall	.751	130-173
1967	Tom Chapman	.870	114-131
1968	Sam Williams	.732	194-265
1969	Glenn Vidnovic	.862	163-189
1970	Glenn Vidnovic	.875	133-152
1971	Fred Brown	.829	126-152
1972	Rick Williams	.863	113-131
1973	Rick Williams	.851	63-74
1974	John Hairston	.702	40-57
1975	Larry Moore	.794	50-63
1976	Cal Wulfsberg	.818	63-77
1977	Dick Peth	.819	86-105
1978	Ronnie Lester	.746	132-177
1979	Ronnie Lester	.845	136-161
1980	Ronnie Lester	.800	80-100
1981	Vince Brookins	.798	75-94
1982	Kenny Arnold	.784	91-116
1983	Bob Hansen	.760	98-129
1984	Steve Carfino	.757	56-74
1985	Jeff Moe	.778	49-63
1986	Bill Jones	.802	65-81
1987	B.J. Armstrong	.794	100-126
1988	B.J. Armstrong	.849	124-146
1989	B.J. Armstrong	.833	160-192
1990	Troy Skinner	.841	53-63
1991	Troy Skinner	.845	98-116
1992	Val Barnes	.862	81-94
1993	Wade Lookingbill	.828	72-87
1994	Chris Kingsbury	.821	46-56
1995	Chris Kingsbury	.803	98-122
1996	Russ Millard	.799	115-144
1997	Andre Woolridge	.749	155-207
1998	Dean Oliver	.762	96-126
1999	Jess Settles	.783	54-69
2000	Kyle Galloway	.841	69-82
2001	Luke Recker	.856	77-90

2002	Luke Recker	.885	108-122
2003	Chauncey Leslie	.781	107-137
2004	Jeff Horner	.860	98-114
2005	Adam Haluska	.808	105-130
2006	Adam Haluska	.848	112-132
2007	Adam Haluska	.870	167-192
2008	Jeff Peterson	.733	44-60
2009	Matt Gatens	.904	75-83
2010	Matt Gatens	.832	84-101
2011	Matt Gatens	.874	76-87
2012	Matt Gatens	.854	111-130
2013	Roy Devyn Marble	.810	153-189
2014	Aaron White	.807	130-161
2015	Aaron White	.819	195-238

### Blocked Shots

(Based on total blocks)

Year	Player	No.	Avg
1980	Steve Krafcsin	23	0.6
1981	Steve Waite	16	0.6
1982	Greg Stokes	30	1.0
1983	Greg Stokes	79	2.5
1984	Greg Stokes	58	2.1
1985	Greg Stokes	62	1.9
1986	Gerry Wright	33	1.1
1987	Brad Lohaus	37	1.1
1988	Kent Hill	11	0.3
1989	Les Jepsen	28	0.9
1990	Acie Earl	50	2.3
1991	Acie Earl	106	3.3
1992	Acie Earl	121	4.0
1993	Acie Earl	88	2.8
1994	James Winters	26	1.1
1995	Ryan Bowen	34	1.0
1996	Russ Millard	25	0.8
1997	Guy Rucker	39	1.2
1998	Ryan Bowen	41	1.3
1999	J.R. Koch	32	1.1
2000	Jacob Jaacks	13	0.4
2001	Reggie Evans	21	0.6
2002	Glen Worley	31	0.9
2003	Jared Reiner	34	1.2
	Glen Worley	34	1.1
2004	Erek Hansen	40	1.8
2005	Erek Hansen	83	2.6
2006	Erek Hansen	89	2.6
2007	Kurt Looby	53	1.7
2008	Kurt Looby	43	1.3
2009	Cyrus Tate	13	0.6
2010	Eric May	26	0.8
2011	Melsahn Basabe	41	1.3
2012	Melsahn Basabe	36	1.0
2013	Melsahn Basabe	45	1.2
2014	Gabriel Olaseni	43	1.3
<b>2015</b>	<b>Jarrold Uthoff</b>	<b>56</b>	<b>1.6</b>

### Steals (Based on total steals)

Year	Player	No.	Avg
1980	Kevin Boyle	58	1.7
1981	Kevin Boyle	38	1.4
1982	Steve Carfino	44	1.5
1983	Steve Carfino	54	1.7
1984	Steve Carfino	66	2.3
1985	Greg Stokes	48	1.5
1986	Andre Banks	66	2.1
1987	B.J. Armstrong	50	1.4
1988	Bill Jones	72	2.1
1989	B.J. Armstrong	59	1.8
1990	James Moses	43	1.5
1991	Kevin Smith	41	1.3
1992	James Moses	47	1.6
1993	Kenyon Murray	45	1.4
1994	Kenyon Murray	56	2.1
1995	Jim Bartels	70	2.1
1996	Mon'ter Glasper	50	1.6
1997	Ryan Bowen	55	1.9
1998	Ryan Bowen	79	2.5
1999	Dean Oliver	51	1.7
2000	Dean Oliver	62	2.1
2001	Dean Oliver	50	1.4

2002	Luke Recker	56	1.6
2003	Chauncey Leslie	45	1.5
2004	Brody Boyd	68	2.3
2005	Jeff Horner	47	1.4
2006	Jeff Horner	41	1.4
2007	Tyler Smith	45	1.5
2008	Tony Freeman	22	1.0
2009	Jake Kelly	33	1.0
2010	Eric May	34	1.1
2011	Matt Gatens	38	1.3
2012	Roy Devyn Marble	53	1.5
<b>2013</b>	<b>Mike Gesell</b>	<b>40</b>	<b>1.2</b>
2014	Roy Devyn Marble	60	1.8
2015	Aaron White	45	1.3

### Assists (Based on total assists)

Year	Player	No.	Avg
1975	Larry Moore	70	2.7
1976	Cal Wulfsberg	191	9.0
1977	Cal Wulfsberg	110	4.1
1978	Ronnie Lester	163	6.1
1979	Ronnie Lester	147	5.3
1980	Kenny Arnold	142	4.3
1981	Kenny Arnold	110	3.9
1982	Kevin Boyle	101	3.5
1983	Steve Carfino	134	4.3
1984	Andre Banks	83	3.3
1985	Andre Banks	104	3.5
1986	Andre Banks	119	3.7
1987	B.J. Armstrong	148	4.2
1988	B.J. Armstrong	155	4.6
1989	B.J. Armstrong	173	5.4
1990	Troy Skinner	107	3.8
1991	Troy Skinner	109	3.4
1992	Kevin Smith	110	4.8
1993	Kevin Smith	110	3.9
1994	Mon'ter Glasper	140	5.2
1995	Andre Woolridge	190	5.8
1996	Andre Woolridge	193	6.0
1997	Andre Woolridge	192	6.0
1998	Dean Oliver	131	4.2
1999	Dean Oliver	136	4.5
2000	Dean Oliver	126	4.2
2001	Dean Oliver	168	4.8
2002	Pierre Pierce	114	3.2
2003	Jeff Horner	140	4.5
2004	Jeff Horner	123	4.2
2005	Jeff Horner	180	5.5
2006	Jeff Horner	169	5.6
2007	Tony Freeman	116	3.7
2008	Jeff Peterson	92	3.1
2009	Jeff Peterson	106	4.2
2010	Cully Payne	122	3.8
2011	Bryce Cartwright	182	5.9
2012	Bryce Cartwright	154	4.8
2013	Roy Devyn Marble	112	3.0
<b>2014</b>	<b>Mike Gesell</b>	<b>128</b>	<b>3.9</b>
<b>2015</b>	<b>Mike Gesell</b>	<b>135</b>	<b>4.0</b>

**Note:** Players listed in boldface are current players.



## Largest Iowa Basketball Crowds

Crowd	Date	Opponent	Site	Result
&28,114	March 16, 1991	Duke	Metrodome, Minneapolis, MN	Duke, 85-70
&27,444	March 14, 1986	North Carolina State	Metrodome, Minneapolis, MN	N.C. State, 66-64
&27,284	March 17, 2005	Cincinnati	RCA Dome, Indianapolis, IN	Cincinnati, 76-64
&25,759	March 14, 1991	East Tennessee State	Metrodome, Minneapolis, MN	Iowa, 76-73
#23,697	March 12, 2005	Wisconsin	United Center, Chicago, IL	Wisconsin, 59-56
#23,418	March 10, 2001	Penn State	United Center, Chicago, IL	Iowa, 94-74
&23,229	March 25, 1988	Arizona	Kingdome, Seattle, WA	Arizona, 99-79
&23,229	March 22, 1987	UNLV	Kingdome, Seattle, WA	UNLV, 84-81
&22,914	March 20, 1987	Oklahoma	Kingdome, Seattle, WA	Iowa, 93-91
*22,797	Jan. 3, 1990	Northern Iowa	UNI-Dome, Cedar Falls, IA	UNI, 77-74
*22,508	Nov. 27, 1982	Brigham Young	Marriott Activities Center, Provo, UT	Iowa, 91-80
#22,081	March 11, 2001	Indiana	United Center, Chicago, IL	Iowa, 63-61
#21,739	March 9, 2001	Ohio State	United Center, Chicago, IL	Iowa, 75-66
#21,711	March 6, 1998	Michigan	United Center, Chicago, IL	Michigan, 77-66
#21,517	March 11, 2005	Michigan State	United Center, Chicago, IL	Iowa, 71-69
*21,175	Jan. 7, 1989	North Carolina	Smith Center, Chapel Hill, NC	Iowa, 98-97
#20,003	March 8, 2001	Northwestern	United Center, Chicago, IL	Iowa, 72-55
#19,627	March 10, 2000	Michigan State	United Center, Chicago, IL	Michigan State, 75-65
*19,548	Nov. 12, 1999	Stanford	Madison Square Garden, New York, NY	Stanford, 72-58
*19,548	Nov. 11, 1999	Connecticut	Madison Square Garden, New York, NY	Iowa, 70-68
#19,269	March 5, 1999	Wisconsin	United Center, Chicago, IL	Wisconsin, 77-64
*19,213	Nov. 29, 2003	Louisville	Conseco Fieldhouse, Indianapolis, IN	Iowa, 70-69 (OT)
*19,200	Jan. 5, 2002	Ohio State	Schottenstein Center, Columbus, OH	OSU, 72-62
*19,100	Feb. 9, 2000	Ohio State	Schottenstein Center, Columbus, OH	Iowa, 67-64
#19,066	March 10, 2005	Purdue	United Center, Chicago, IL	Iowa, 71-52
*19,042	Dec. 10, 1991	Northern Iowa	UNI-Dome, Cedar Falls, IA	Iowa, 108-85

\* - Regular season game

# - Big Ten Tournament

& - NCAA Tournament

## BEST ATTENDANCE YEARS

### All Games

Year	Games	Attendance	Avg.	National Ranking
1990	28	428,799	15,314	19th
2014	33	504,108	15,276	---
2000	30	452,141	15,071	17th
2002	35	526,451	15,041	5th
1992	30	434,226	14,474	13th
2001	35	499,990	14,285	9th
1999	30	426,044	14,201	19th
1984	28	393,344	14,048	13th
2015	34	475,998	14,000	---
1991	32	446,586	13,956	10th
1994	27	374,614	13,875	---
1983	31	422,438	13,627	7th
1996	32	431,697	13,491	17th
1988	34	457,970	13,470	11th
1989	33	444,354	13,465	16th
1995	33	441,931	13,392	9th
1985	32	425,347	13,292	8th
1987	35	459,827	13,138	8th
2004	29	380,509	13,121	---
1993	32	412,067	12,877	14th
1980	33	421,007	12,758	8th
2006	34	432,602	12,724	---
2003	31	393,417	12,691	---
2013	38	478,871	12,602	---
1982	29	363,355	12,529	11th
1997	32	399,114	12,472	---
1981	28	348,970	12,463	23rd
2012	33	410,659	12,444	---
1998	31	385,704	12,442	---
2012	35	432,496	12,357	---
1986	32	392,260	12,258	15th
2005	33	401,804	12,176	---
2007	31	362,462	11,692	---
2011	31	343,977	11,096	---
2008	32	347,626	10,863	---
2010	32	347,370	10,855	---
2009	32	343,018	10,719	---

### Home Games

Year	Games	Attendance	Avg.	National Ranking
1989	17	263,500	15,500	9th
2001	16	248,000	15,500	12th
1990	16	248,000	15,500	12th
1988	16	248,000	15,500	10th
1984	14	216,300	15,450	8th
1996	15	231,244	15,416	11th
1992	15	230,143	15,343	13th
1994	15	229,676	15,312	9th
1993	16	243,446	15,215	10th
2002	17	258,511	15,207	12th
1995	18	273,540	15,197	12th
2000	13	197,030	15,156	13th
1985	18	286,131	15,060	8th
1991	17	252,856	14,874	13th
1983	14	207,444	14,817	8th
1986	13	192,068	14,774	9th
1987	15	218,892	14,593	12th
2014	17	254,588	14,976	17th
1997	16	233,368	14,586	10th
1999	15	212,595	14,173	17th
2015	18	253,817	14,101	20th
1998	16	223,404	13,963	14th
2013	20	272,496	13,625	21st
1970	12	160,791	13,399	4th
1980	13	173,745	13,365	11th
1982	13	173,745	13,365	12th
1981	14	185,876	13,276	13th
2003	18	238,233	13,235	20th
2004	14	181,680	12,977	23rd
2007	16	195,139	12,196	26th
2006	17	204,102	12,006	25th
2005	16	190,413	11,901	22nd
2012	19	238,170	11,908	31st
2011	16	186,157	11,635	---
2008	18	193,700	10,761	---
2009	17	184,643	10,861	---
2010	18	171,902	9,550	---

## Biggest Margins of Victory

Year	Score	Opponent	Margin
1945	101-23	Western Illinois	78
1944	103-31	Chicago	72
1946	91-26	South Dakota	65
2013	103-41	Abilene Christian	62
1946	87-25	Augustana	62
1902	66-4	Wilton	62
1966	111-50	Pepperdine	61
1903	68-7	Wilton	61
1985	99-39	Illinois Wesleyan	60
1998	96-37	Puerto Rico-Mayaguez	59
1906	70-12	Coe	58
1907	73-16	Northern Iowa	57
1973	101-44	Chicago State	57
1992	101-45	Maryland-Eastern Shore	56
1993	85-29	Texas-Pan American	56
1993	101-47	at American-Puerto Rico	54
1986	101-48	Wisconsin	53
1949	78-26	Ithaca	52
1996	93-41	Western Illinois	52
2010	111-50	SIU-Edwardsville	51
1908	63-12	Cedar Rapids (YMCA)	51
1970	111-60	at Hawaii	51
1945	87-37	South Dakota State	50
1916	55-6	Iowa Wesleyan	49
1985	89-40	Georgia State	49
1998	112-64	North Texas	48
1944	82-34	Western Illinois	48
1987	95-47	Delaware	48
1980	113-66	Colorado State	47
1995	126-79	Morgan State	47
2013	109-63	Maryland-Eastern Shore	46
1993	104-58	Central Connecticut State	46
1996	104-58	East Tennessee State	46
1998	105-60	Chicago State	45
1906	65-20	at Coe	45
1906	70-25	at Northern Iowa	45
1992	121-76	Centenary	45
2012	90-46	South Carolina State	44
2013	82-39	UNC Wilmington	43
2011	96-53	Chicago State	43
1944	63-20	Denver	43
1965	111-68	Michigan State	43
1980	86-43	Northern Illinois	43
1981	98-55	Detroit	43
1985	89-46	Morehead State	43
1996	110-67	Texas Southern	43
2007	101-59	Georgia State	42
2002	101-59	Drake	42
1906	51-9	Northern Iowa	42
1962	88-46	Nevada	42
1978	107-65	Denver	42
2011	105-64	Central Arkansas	41
1905	50-9	Coe	41
1933	52-11	at Drake	41
1947	73-32	South Dakota State	41
1961	105-64	Arizona	41
1965	106-55	North Dakota	41
1981	112-71	Nevada-Reno	41
1909	49-9	Northern Iowa	40
1979	95-55	Illinois Wesleyan	40
1985	105-65	Wisconsin	40
1991	104-64	at Chaminade	40
1997	67-37	at Chaminade	40

## Biggest Margins of Defeat

Year	Score	Opponent	Margin
1975	49-102	at Indiana	53
1990	71-118	at Indiana	47
1974	67-105	at Kansas State	38
1975	60-97	at Oregon State	37
1902	10-47	at Minnesota	37
2010	53-88	at Minnesota	35
1975	54-89	at Kansas	35
1975	72-107	at Purdue	35
1974	54-89	at Indiana	35
1972	72-106	at UCLA	34
1914	13-47	at Chicago	34
1990	85-118	at Illinois	33
2007	49-81	at Michigan State	32
1943	34-66	at Illinois	32
2015	50-82	at Wisconsin	32
2008	48-79	at Ohio State	31
1995	79-110	at Indiana	31
1990	96-127	at Michigan	31
1949	49-80	at Illinois	31
1905	17-48	at Minnesota	31

## Iowa Streaks

<b>All-game Wins:</b>	18, 1986-87
<b>All-game Home Wins:</b>	24, 1946-47 to 1948-49
<b>All games, in CHA:</b>	21, 2004-05 to 2006-07
<b>Most Home Wins, Season:</b>	17 (17-0), 2005-06
<b>All-game Road Wins:</b>	8, 1955-56 season; 1969-70 season
<b>Non-conference Wins:</b>	33, 1944-45 to 1949-50
<b>Non-conf. Home Wins:</b>	77, 1942-43 to 1958-59
<b>Non-conf. Away Wins:</b>	9, 1979-80
<b>Big Ten Wins:</b>	14, 1969-70 season
<b>Big Ten Home Wins:</b>	14, 1980-81 to 1981-82
<b>Big Ten Wins, CHA:</b>	12, 2004-05 to 2006-07
<b>Big Ten Away Wins:</b>	7, 1955-56 season; 1969-70 season
<b>Season-opener Wins:</b>	31, 1978-79 to 2008-09
<b>Home-opener Wins:</b>	45, 1963-64 to 2008-09
<b>Away-opener Wins:</b>	8, 1930-31 to 1937-38
<b>All-game Losses:</b>	8, 1929-30 to 1930-31; 1973-74 season
<b>All-game Home Losses:</b>	6, 1929-30 to 1930-31
<b>All-game Away Losses:</b>	18, 2008-09 to 2009-10
<b>Non-conference Losses:</b>	8, 1929-30 to 1930-31
<b>Non-conf. Home Losses:</b>	5, 1929-30 to 1939-31
<b>Non-conf. Away Losses:</b>	6, 2007-08 to 2010-11
<b>Big Ten Losses:</b>	10, 1910-11 to 1912-13
<b>Big Ten Home Losses:</b>	5, 1910-11 to 1912-13
<b>Big Ten Away Losses:</b>	13, 1928-29 to 1931-32
<b>Season-opener Losses:</b>	2, 1930-31 to 1931-32, 1969-70 to 1970-71, 2009-10 to 2010-11
<b>Home-opener Losses:</b>	2, 1930-31 to 1931-32, 2009-10 to 2010-11
<b>Away-opener Losses:</b>	5, 1967-68 to 1971-72

## Iowa's Longest Winning Streaks

Final Record			
Wins	Year	Overall	Big Ten
18	1986-87	30-5	14-4
17	1955-56	20-6	13-1
16	1969-70	20-5	14-0
12	1951-52	19-3	11-3
12	1943-44	14-4	9-3
11	1998-99	20-10	9-7
11	1992-93	23-9	11-7
11	1922-23	13-2	11-1

**Big Ten Records Held by Iowa**
**Team - - All Games**

Steals, Game:	23, vs. Northwestern, 2/2/86
	23, vs. Northern Iowa, 12/7/94
Steals, Season:	365, 1994-95
Free Throws, Season	753, 2000-01
Free Throw Attempts, Season	1,068, 2000-01

**Individual - - Big Ten Games Only**

Three-Point FG%, Game:	1.000 (6-6), Jeff Horner vs. Penn State, 1/31/04 (tie)
	1.000 (6-6), Jim Bartels at Ohio State, 1/25/95 (tie)
	1.000 (6-6), Val Barnes at Penn State, 2/22/93 (tie)

**Team - - Big Ten Games Only**

Points, Season:	1,642, 1988
Points per game, Season:	102.9 (1,441 in 14 games), 1970
Field Goals per game, Season:	39.9 (559 in 14 games), 1970
Steals, Season:	184, 1994
Steals, Single game:	23 vs. Northwestern, 2/22/86
Turnovers Forced, Per Game:	19.1, 1995
Three-Point FG Made, Season:	158, 1995
Three-Point FG Attempts, Season:	413, 1995

**Big Ten Tournament Records**
**Individual - - Game**

Free Throw Percentage	100% (11-11), Kyle Galloway vs. Minnesota, 3/9/00
-----------------------	---

**Individual - - Championship Game**

Assists	10, Jeff Horner vs. Ohio State, 3/12/07 (tie)
---------	---

**Individual - - Tournament**

Total Points	91, Luke Recker, 2002 (four games)
Field Goals	30, Luke Recker, 2002 (four games)
Total Rebounds	51, Reggie Evans, 2001 (four games)
Free Throw Percentage	100% (11-11), Kyle Galloway, 2000 (tie)

**Individual - - Career**

Total Rebounds	95, Reggie Evans, 2001-02 (eight games)
----------------	---

**Team - - Game**

Free Throws	36 vs. Penn State, 3/10/01
Free Throw Attempts	48 vs. Penn State, 3/10/01
Points	94 vs. Penn State, 3/10/01 (tie)

**Team - - Championship Game**

Rebounds	41 vs. Ohio State, 3/12/06
----------	----------------------------

**Team - - Tournament**

Points	304, 2001 (four games)
Free Throws	106, 2001 (four games)
Free Throw Attempts	152, 2001 (four games)
Total Rebounds	162, 2001 (four games)

**Big Ten Tournament Record - - By Team**

Team	W	L	Pct.	1st	2nd
Ohio State@	24	11	.686	4	4
Michigan State	24	14	.632	4	1
Illinois	25	16	.610	2	4
Wisconsin	21	15	.583	3	3
Maryland	1	1	.500	0	0
Iowa	15	16	.484	2	1
Minnesota#	13	16	.448	0	1
Michigan*	12	16	.429	0	1
Indiana	11	18	.379	0	1
Penn State	11	18	.379	0	1
Purdue	10	17	.370	1	1
Northwestern	7	18	.280	0	0
Nebraska	1	4	.200	0	0
Rutgers	0	1	.000	0	0

@ - - Due to NCAA sanctions, Ohio State has vacated the records of 34 games in 1998-99, 16 games in 1999-00 and the entire 2000-01 and 2001-02 seasons.

# - - 1998 and 1999 Minnesota appearances voided; record adjusted by NCAA Committee on Infractions.

\* - - Due to NCAA sanctions, Michigan has vacated the records from the 1992 Final Four, the 1992-93, 1995-96, 1996-97, 1997-98 and 1998-99 seasons.

**All-Time Record - - By Seed**

Seed	'15	'14	'13	'12	'11	'10	'09	'08	'07	'06	'05	'04	'03	'02	'01	'00	'99	'98	Total
#1	3-0	2-1	1-1	3-0	3-0	3-0	1-1	3-0	3-0	2-1	3-0	2-1	0-1	0-1	1-1	0-1	3-0	0-1	33-10
#2	1-1	1-1	3-0	1-1	0-1	1-1	1-1	0-1	2-1	3-0	0-1	3-0	3-0	0-1	3-0	1-1	1-1	27-12	
#3	2-1	3-0	1-1	2-1	0-1	0-1	3-0	0-1	0-1	0-1	2-1	1-1	0-1	1-1	0-1	0-1	2-1	17-16	
#4	1-1	0-1	2-1	1-1	1-1	0-1	1-1	0-1	0-1	0-1	0-1	0-1	1-1	2-1	2-1	1-1	0-0*	12-17	
#5	0-1	1-1	1-1	1-1	0-1	1-1	2-1	0-1	1-1	1-1	1-1	1-1	1-1	0-1	0-1	0-1	0-1	11-18	
#6	1-1	0-1	1-1	1-1	3-1	3-1	1-1	2-1	2-1	2-1	1-1	1-1	2-1	1-1	4-0	2-1	0-0*	28-16	
#7	1-1	1-1	0-1	0-1	2-1	1-1	1-1	0-1	1-1	0-1	0-1	0-1	0-1	2-1	1-1	0-1	0-1	12-18	
#8	0-1	0-1	1-1	1-1	1-1	1-1	1-1	0-1	1-1	1-1	1-1	1-1	3-1	0-1	1-1	0-1	1-1	0-0*	14-17
#9	1-1	1-1	0-1	0-1	0-1	0-1	0-1	1-1	0-1	0-1	0-1	0-1	3-1	0-1	2-1	0-1	0-1	8-18	
#10	0-1	0-1	1-1	1-1	0-1	0-1	0-1	3-1	0-1	1-1	0-1	1-1	1-1	1-1	0-1	0-1	0-0*	1-1	10-17
#11	1-1	1-1	0-1	0-1	0-1	0-1	0-1	0-1	0-1	0-1	0-1	0-1	0-1	0-1	0-1	3-1	0-1	5-18	
#12	0-1	0-1	0-1	---	---	---	---	---	---	---	---	---	---	---	---	---	---	---	0-4
#13	2-1	---	---	---	---	---	---	---	---	---	---	---	---	---	---	---	---	---	2-1
#14	0-1	---	---	---	---	---	---	---	---	---	---	---	---	---	---	---	---	---	0-1

**All-Time Coaches Record (by victories)**

Coch. School	W	L	Pct.
<b>Thad Matta, Ohio State</b>	<b>21</b>	<b>7</b>	<b>.750</b>
Bill Self, Illinois	5	2	.714
Steve Alford, Iowa	13	6	.684
Lon Kruger, Illinois	6	3	.667
<b>Tom Izzo, Michigan State</b>	<b>24</b>	<b>14</b>	<b>.632</b>
<b>Bo Ryan, Wisconsin</b>	<b>17</b>	<b>11</b>	<b>.607</b>
Bruce Weber, Illinois	12	8	.600
Tubby Smith, Minnesota	7	6	.538
Dick Bennett, Wisconsin	4	3	.571
Mike Davis, Indiana	7	6	.539
<b>John Beilein, Michigan</b>	<b>9</b>	<b>8</b>	<b>.529</b>
<b>Mark Turgeon, Maryland</b>	<b>1</b>	<b>1</b>	<b>.500</b>
<b>Richard Pitino, Minnesota</b>	<b>2</b>	<b>2</b>	<b>.500</b>
<b>Matt Painter, Purdue</b>	<b>7</b>	<b>9</b>	<b>.438</b>
Jim O'Brien, Ohio State@	3	4	.429
<b>John Groce, Illinois</b>	<b>2</b>	<b>3</b>	<b>.400</b>
Jerry Dunn, Penn State	4	6	.400
Ed DeChillis, Penn State	5	8	.385
Dan Monson, Minnesota	4	7	.364
Tommy Amaker, Michigan	3	6	.333
<b>Pat Chambers, Penn State</b>	<b>2</b>	<b>4</b>	<b>.333</b>
<b>Chris Collins, Northwestern</b>	<b>1</b>	<b>2</b>	<b>.333</b>
<b>Tom Crean, Indiana</b>	<b>3</b>	<b>7</b>	<b>.300</b>
<b>Fran McCaffery, Iowa</b>	<b>2</b>	<b>5</b>	<b>.286</b>
Bill Carmody, Northwestern	5	13	.278
Gene Keady, Purdue	3	8	.273
<b>Tim Miles, Nebraska</b>	<b>1</b>	<b>3</b>	<b>.250</b>
Bob Knight, Indiana	1	3	.250
Kevin O'Neil, Northwestern	1	3	.250
Todd Lickliter, Iowa	0	3	.000
Tom Davis, Iowa	0	2	.000
Brian Ellerbe, Michigan*	0	2	.000
Kelvin Sampson, Indiana	0	1	.000
Dan Dakich, Indiana	0	1	.000
Jim Molinari, Minnesota	0	1	.000
Brad Soderberg, Wisconsin	0	1	.000
Doc Sadler, Nebraska	0	1	.000
<b>Eddie Jordan, Rutgers</b>	<b>0</b>	<b>1</b>	<b>.000</b>

Note: Current coaches in bold



## Points Per Game

1.	18.1	Dick Ives, 1943-44
2.	15.3	Jess Settles, 1993-94
3.	15.0	Ricky Davis, 1997-98
4.	14.9	Tyler Smith, 2006-07
5.	14.4	Dave Danner, 1943-44
6.	13.4	Ronnie Lester, 1976-77
7.	12.5	Roy Marble, 1985-86
8.	11.4	Michael Payne, 1981-82
9.	11.1	Aaron White, 2011-12
10.	11.0	Melsahn Basabe, 2010-11

## Total Points

1.	464	Ricky Davis, 1997-98
2.	461	Tyler Smith, 2006-07
3.	414	Jess Settles, 1993-94
4.	399	Roy Marble, 1985-86
5.	389	Aaron White, 2011-12
6.	363	Ronnie Lester, 1976-77
7.	357	Ray Thompson, 1988-89
8.	345	Matt Gatens, 2008-09
9.	342	Melsahn Basabe, 2010-11
10.	339	Guy Rucker, 1996-97

## Field Goal Percentage (minimum 2 made/game)

1.	.597 (148-248)	Ray Thompson, 1988-89
2.	.574 (156-272)	Jess Settles, 1993-94
3.	.572 (131-229)	Melsahn Basabe, 2010-11
4.	.526 (91-173)	Greg Brunner, 2002-03
5.	.525 (85-162)	Joey Range, 1998-99
6.	.523 (157-300)	Roy Marble, 1985-86
7.	.518 (146-282)	Guy Rucker, 1996-97

## Free Throw Percentage (minimum 2 att./game)

1.	.904 (75-83)	Matt Gatens, 2008-09
2.	.789 (86-109)	Jess Settles, 1993-94
3.	.767 (56-89)	Jeff Horner, 2002-03
4.	.762 (96-126)	Dean Oliver, 1997-98
5.	.750 (72-96)	Kevin Boyle, 1978-79
6.	.727 (96-132)	Tyler Smith, 2006-07
7.	.722 (78-108)	Glen Worley, 2000-01
8.	.720 (85-118)	Roy Marble, 1985-86

## 3-Point Field Goal Percentage (1 att./game)\*

1.	.435 (30-69)	Jake Kelly, 2007-08
2.	.403 (52-129)	Matt Gatens, 2008-09
3.	.396 (19-48)	Ryan Luehrsmann, 1996-97
4.	.381 (16-42)	Jess Settles, 1993-94
5.	.373 (47-126)	Brody Boyd, 2000-01
6.	.372 (45-121)	Josh Oglesby, 2011-12
7.	.359 (14-39)	Kevin Smith, 1990-91
8.	<b>.348 (16-46)</b>	<b>Peter Jok, 2013-14</b>
9.	.321 (44-137)	Chris Kingsbury, 1993-94
10.	<b>.317 (33-104)</b>	<b>Mike Gesell, 2012-13</b>

## Rebounds

1.	210	Melsahn Basabe, 2010-11
2.	203	Jess Settles, 1993-94
3.	201	Michael Payne, 1981-82
4.	199	Aaron White, 2011-12
5.	186	Kevin Boyle, 1978-79
6.	<b>181</b>	<b>Adam Woodbury, 2012-13</b>
	181	Guy Rucker, 1996-97
8.	162	Greg Brunner, 2002-03
9.	157	Roy Marble, 1985-86

## Assists\*\*

1.	140	Jeff Horner, 2002-03
2.	131	Dean Oliver, 1997-98
3.	122	Cully Payne, 2009-10
4.	114	Pierre Pierce, 2001-02
5.	<b>105</b>	<b>Anthony Clemmons, 2012-13</b>
6.	111	Tyler Smith, 2006-07
7.	101	Kevin Smith, 1990-91
8.	98	Ronnie Lester, 1976-77
9.	92	Jeff Peterson, 2007-08

## Steals\*\*\*

1.	45	Tyler Smith, 2006-07
	45	Kenyon Murray, 1992-93
	45	Ray Thompson, 1988-89
4.	42	Dean Oliver, 1997-98
5.	41	Kevin Smith, 1990-91
6.	<b>40</b>	<b>Mike Gesell, 2012-13</b>
	40	Jeff Horner, 2002-03
	40	Joey Range, 1998-99
	40	Jess Settles, 1993-94

## Blocked Shots\*\*\*

1.	52	Chris Street, 1990-91
2.	50	Acie Earl, 1989-90
3.	41	Melsahn Basabe, 2010-11
4.	39	Guy Rucker, 1996-97
5.	34	Ryan Bowen, 1994-95
6.	30	Greg Stokes, 1981-82
7.	<b>29</b>	<b>Adam Woodbury, 2012-13</b>
8.	26	Eric May, 2009-10
9.	23	Aaron White, 2011-12
	23	Kenyon Murray, 1992-93
	23	Michael Payne, 1981-82

\* - 3-point field goals did not exist prior to 1986-87

\*\* - Assists were not recorded prior to 1974-75

\*\*\* - Blocks and steals were not recorded prior to 1979-80

**Points Per Game**

1.	19.9	Ronnie Lester, 1977-78
2.	17.7	Greg Stokes, 1982-83
3.	16.8	Chris Kingsbury, 1995-96
4.	16.3	Acie Earl, 1990-91
5.	16.1	Pierre Pierce, 2003-04
6.	15.8	Don Nelson, 1959-60
7.	15.6	Jess Settles, 1994-95
8.	14.9	Roy Marble, 1986-87
9.	14.3	Bill Logan, 1953-54
10.	14.2	Adam Haluska, 2004-05

**Total Points**

1.	553	Chris Kingsbury, 1995-96
2.	548	Greg Stokes, 1982-83
3.	536	Ronnie Lester, 1977-78
4.	520	Roy Marble, 1986-87
	520	Acie Earl, 1990-91
6.	488	Aaron White, 2012-13
7.	468	Pierre Pierce, 2003-04
8.	467	Adam Haluska, 2004-05
9.	461	Andre Woolridge, 1994-95
10.	444	Kenny Arnold, 1979-80

**Field Goal Percentage** (minimum 2 made/game)

1.	.604 (55-91)	Ryan Bowen, 1995-96
2.	.564 (114-202)	Chris Street, 1991-92
3.	.557 (199-357)	Roy Marble, 1986-87
4.	.543 (219-403)	Greg Stokes, 1982-83
5.	.549 (123-224)	Greg Brunner, 2003-04
6.	.532 (84-158)	Jeff Moe, 1985-86
7.	.524 (109-208)	Melsahn Basabe, 2011-12
8.	.522 (72-138)	Steve Waite, 1978-79
9.	.519 (153-295)	B.J. Armstrong, 1986-87
10.	<b>.515 (70-136)</b>	<b>Adam Woodbury, 2013-14</b>

**Free Throw Percentage** (minimum 2 att./game)

1.	.860 (98-114)	Jeff Horner, 2003-04
2.	.849 (45-53)	Bob Hansen, 1980-81
3.	.841 (69-82)	Kyle Galloway, 1999-00
	.841 (53-63)	Troy Skinner, 1989-90
5.	.835 (66-79)	Jake Kelly, 2008-09
6.	.832 (84-101)	Matt Gatens, 2009-10
7.	.819 (86-105)	Dick Peth, 1976-77
8.	.809 (38-47)	Ben McGilmer, 1965-66
9.	.808 (105-130)	Adam Haluska, 2004-05
10.	.803 (98-122)	Chris Kingbury, 1994-95

**3-Point Field Goal Percentage** (1 att./game)\*

1.	.522 (70-134)	Kent McCausland, 1996-97
2.	.449 (22-49)	Zach McCabe, 2011-12
3.	.425 (65-153)	Jeff Horner, 2003-04
4.	.420 (34-81)	Brody Boyd, 2001-02
5.	.409 (38-98)	Val Barnes, 1990-91
6.	.397 (23-58)	Jeff Peterson, 2008-09
7.	.394 (117-297)	Chris Kingbury, 1994-95
8.	.393 (22-56)	Roy Devyn Marble, 2011-12
9.	.390 (23-59)	Ryan Leuhrmann, 1997-98
10.	.389 (58-149)	Adam Haluska, 2004-05

**Rebounds**

1.	247	Chris Street, 1991-92
2.	241	Don Nelson, 1959-60
3.	239	Greg Brunner, 2003-04
4.	234	Aaron White, 2012-13
	234	Gerry Jones, 1964-65
6.	233	Michael Payne, 1982-83
7.	227	Kevin Kunnert, 1970-71
8.	223	Greg Stokes, 1982-83
9.	197	Ed Hортон, 1986-87
	197	Dave Gunther, 1956-57

**Assists\*\***

1.	190	Andre Woolridge, 1994-95
2.	163	Ronnie Lester, 1977-78
3.	148	B.J. Armstrong, 1986-87
4.	142	Kenny Arnold, 1979-80
5.	140	Mon'ter Glasper, 1993-94
6.	136	Dean Oliver, 1998-99
7.	<b>128</b>	<b>Mike Gesell, 2013-14</b>
8.	126	Roy Devyn Marble, 2011-12
9.	123	Jeff Horner, 2003-04
10.	115	Ryan Luehrmann, 1997-98

**Steals\*\*\***

1.	56	Kenyon Murray, 1993-94
2.	53	Roy Devyn Marble, 2011-12
3.	51	Dean Oliver, 1998-99
4.	50	B.J. Armstrong, 1986-87
5.	45	Mon'ter Glasper, 1993-94
6.	<b>43</b>	<b>Mike Gesell, 2013-14</b>
	43	James Moses, 1989-90
8.	42	Andre Woolridge, 1994-95
9.	41	Aaron White, 2012-13
	41	Ryan Luehrmann, 1997-98
	41	Chris Kingsbury, 1994-95

**Blocked Shots\*\*\***

1.	79	Greg Stokes, 1982-83
2.	40	Erek Hansen, 2003-04
3.	36	Melsahn Basabe, 2011-12
4.	32	Greg Brunner, 2003-04
5.	31	Glen Worley, 2001-02
6.	27	Aaron White, 2012-13
7.	25	Jared Reiner, 2001-02
	25	J.R. Koch, 1996-97
9.	20	Guy Rucker, 1997-98
	20	Ryan Bowen, 1995-96

\* -- 3-point field goals did not exist prior to 1986-87

\*\* -- Assists were not recorded prior to 1974-75

\*\*\* -- Blocks and steals were not recorded prior to 1979-80

**Note: Players listed in boldface are current players.**

## Points Per Game

1.	23.7	Don Nelson, 1960-61
2.	22.6	Sam Williams, 1966-67
3.	21.1	Chris Pervall, 1964-65
4.	19.8	Dave Gunther, 1957-58
5.	19.7	John Johnson, 1968-69
6.	19.5	Acie Earl, 1991-92
7.	18.7	Ronnie Lester, 1978-1979
8.	18.6	Bruce King, 1975-76
9.	18.1	Luke Recker, 2000-01
10.	17.9	Fred Brown, 1969-70

## Total Points

1.	592	B.J. Armstrong, 1987-88
2.	586	Acie Earl, 1991-92
3.	570	Don Nelson, 1960-61
4.	554	Roy Devyn Marble, 2012-13
5.	544	Sam Williams, 1966-67
6.	529	Reggie Evans, 2000-01
7.	524	Ronnie Lester, 1978-1979
8.	522	Roy Marble, 1987-88
9.	507	Chris Pervall, 1964-65
10.	485	Greg Brunner, 2004-05

## Field Goal Percentage (minimum 2 made/game)

1.	.600 (75-125)	J.R. Koch, 1997-98
2.	.592 (138-233)	Gerry Wright, 1985-1986
3.	.592 (109-184)	Rodell Davis, 1990-91
4.	.584 (143-245)	Aaron White, 2013-14
5.	.574 (163-284)	Greg Stokes, 1983-1984
6.	.566 (103-182)	Jarryd Cole, 2009-10
7.	.564 (66-117)	Matt Bullard, 1988-89
8.	.564 (53-94)	Les Jepsen, 1988-89
9.	.554 (190-343)	Roy Marble, 1987-88
10.	.553 (120-217)	Ryan Bowen, 1996-97

## Free Throw Percentage (minimum 2 att./game)

1.	.878 (65-74)	Ben McGilmer, 1968-69
2.	.874 (76-87)	Matt Gatens, 2010-11
3.	.862 (81-94)	Val Barnes, 1991-92
	.862 (163-189)	Glenn Vidnovic, 1968-69
5.	.856 (77-90)	Luke Recker, 2000-01
6.	.849 (124-146)	B.J. Armstrong, 1987-88
7.	.848 (112-132)	Adam Haluska, 2005-06
8.	.845 (136-161)	Ronnie Lester, 1978-79
	.845 (98-116)	Troy Skinner, 1990-91
10.	.829 (87-105)	Jimmy Rodgers, 1963-64

## 3-Point Field Goal Percentage (1 att./game)\*

1.	.471 (16-34)	J.R. Koch, 1997-98
2.	.460 (74-161)	Kent McCausland, 1997-98
3.	.455 (45-99)	Justin Johnson, 2006-07
4.	.453 (62-137)	B.J. Armstrong, 1987-88
5.	.431 (47-109)	Luke Recker, 2000-01
6.	.408 (86-211)	Jeff Horner, 2004-05
7.	.403 (31-77)	Josh Oglesby, 2013-14
8.	.401 (57-142)	Rob Griffin, 1999-00
9.	.395 (17-34)	Matt Bullard, 1988-89
10.	.390 (16-41)	Glen Worley, 2002-03

## Rebounds

1.	416	Reggie Evans, 2000-01
2.	292	Bruce King, 1975-76
3.	275	Greg Brunner, 2004-05
4.	264	Ryan Bowen, 1996-97
5.	258	Don Nelson, 1960-61
6.	256	John Johnson, 1968-69
7.	249	George Peeples, 1964-65
8.	239	Jess Settles, 1995-96
9.	234	Acie Earl, 1991-92
10.	231	Jared Reiner, 2002-03

## Assists\*\*

1.	193	Andre Woolridge, 1995-96
2.	182	Bryce Cartwright, 2010-11
3.	180	Jeff Horner, 2004-05
4.	155	B.J. Armstrong, 1987-88
5.	147	Ronnie Lester, 1978-79
6.	<b>135</b>	<b>Mike Gesell, 2014-15</b>
7.	134	Steve Carfino, 1982-1983
8.	126	Dean Oliver, 1999-00
9.	112	Roy Devyn Marble, 2012-13
10.	110	Kevin Smith, 1992-93
	110	Kenny Arnold, 1980-1981

## Steals\*\*\*

1.	62	Dean Oliver, 1999-00
2.	61	B.J. Armstrong, 1987-88
3.	60	Roy Marble, 1987-88
4.	58	Kenyon Murray, 1994-95
5.	55	Ryan Bowen, 1996-97
6.	52	Jim Bartels, 1993-94
7.	49	Pierre Pierce, 2004-05
8.	48	Jess Settles, 1995-96
9.	47	Jeff Horner, 2004-05
10.	42	Roy Devyn Marble, 2012-13

## Blocked Shots\*\*\*

1.	121	Acie Earl, 1991-92
2.	83	Erek Hansen, 2004-05
3.	58	Greg Stokes, 1983-84
4.	<b>56</b>	<b>Jarrod Uthoff, 2014-15</b>
5.	53	Kurt Looby, 2006-07
6.	45	Melsahn Basabe, 2012-13
7.	43	Gabriel Olaseni, 2013-14
8.	34	Glen Worley, 2002-03
	34	Jared Reiner, 2002-03
10.	33	Gerry Wright, 1985-1986

\* -- 3-point field goals did not exist prior to 1986-87

\*\* - - Assists were not recorded prior to 1974-75

\*\*\* - - Blocks and steals were not recorded prior to 1979-80

**Note: Players listed in boldface are current players.**



**Points Per Game**

1.	27.9	John Johnson, 1969-70
2.	27.6	Fred Brown, 1970-71
3.	25.3	Sam Williams, 1967-68
4.	21.9	Dave Gunther, 1958-59
5.	21.0	Bruce King, 1976-77
6.	20.5	Adam Haluska, 2006-07
	20.5	Roy Marble, 1988-89
8.	20.2	Andre Woolridge, 1996-97
9.	19.5	Scott Thompson, 1975-76
10.	19.2	Kevin Kunnert, 1972-73

**Total Points**

1.	699	John Johnson, 1969-70
2.	675	Roy Marble, 1988-89
3.	662	Fred Brown, 1970-71
4.	645	Andre Woolridge, 1996-97
5.	637	Adam Haluska, 2006-07
6.	632	Sam Williams, 1967-68
7.	604	Ed Horton, 1988-89
8.	600	Luke Recker, 2001-02
9.	596	B.J. Armstrong, 1988-89
10.	567	Bruce King, 1976-77
	567	Scott Thompson, 1975-76

**Field Goal Percentage** (minimum 2 made/game)

1.	.609 (151-248)	Russ Millard, 1995-96
2.	.607 (91-150)	Kent Hill, 1987-88
3.	.603 (164-272)	Ryan Bowen, 1997-98
4.	.594 (63-106)	Michael Ingram, 1989-90
5.	.590 (184-312)	Bill Jones, 1987-88
6.	.581 (93-160)	Erik Hansen, 2005-06
7.	.563 (289-508)	John Johnson, 1969-70
8.	.568 (92-162)	Jarryd Cole, 2010-11
9.	.565 (70-124)	Al Lorenzen, 1987-88

**Free Throw Percentage** (minimum 2 att./game)

1.	.885 (108-122)	Luke Recker, 2001-02
2.	.875 (133-152)	Glenn Vidnovic, 1969-70
3.	.870 (167-192)	Adam Haluska, 2006-07
	.870 (114-131)	Tom Chapman, 1966-67
5.	.854 (111-130)	Matt Gatens, 2011-12
6.	.851 (63-74)	Rick Williams, 1972-73
7.	.845 (93-110)	Jimmy Rodgers, 1964-65
8.	.840 (68-81)	Dick Peth, 1978-79
9.	.837 (41-49)	Mike Heitman, 1959-60
10.	.833 (160-192)	B.J. Armstrong, 1988-89

**3-Point Field Goal Percentage** (1 att./game)\*

1.	.475 (29-61)	Michael Reaves, 1987-88
2.	.471 (33-70)	Ryan Hogan, 2001-02
3.	.440 (22-50)	Russ Millard, 1995-96
4.	.421 (59-140)	Kent McCausland, 1998-99
5.	.413 (92-223)	Luke Recker, 2001-02
	.413 (59-143)	Jim Bartels, 1994-95
7.	.410 (75-183)	Matt Gatens, 2011-12
8.	.397 (46-116)	B.J. Armstrong, 1988-89
9.	.396 (21-53)	Roy Marble, 1988-89
10.	.389 (58-149)	Andre Woolridge, 1996-97

**Rebounds**

1.	378	Reggie Evans, 2001-02
2.	350	Ed Horton, 1988-89
3.	334	Kevin Kunnert, 1972-73
4.	332	Bruce King, 1976-77
5.	314	Greg Brunner, 2005-06
6.	281	Les Jepsen, 1989-90
7.	276	Dan Frost, 1975-76
8.	273	Sam Williams, 1967-68
9.	268	Brad Lohaus, 1986-87
	268	Dave Gunther, 1958-59

**Assists\*\***

1.	192	Andre Woolridge, 1996-97
2.	191	Cal Wulfsberg, 1975-76
3.	173	B.J. Armstrong, 1988-89
4.	169	Jeff Horner, 2005-06
5.	168	Dean Oliver, 2000-01
6.	154	Bryce Cartwright, 2011-12
7.	136	Vince Brookins, 1980-81
8.	119	Andre Banks, 1985-86
9.	118	Roy Devyn Marble, 2013-14
10.	114	Bob Hansen, 1982-83

**Steals\*\*\***

1.	79	Ryan Bowen, 1997-98
2.	70	Jim Bartels, 1994-95
3.	68	Brody Boyd, 2003-04
4.	66	Andre Banks, 1985-86
	66	Steve Carfino, 1983-84
6.	60	Roy Devyn Marble, 2013-14
7.	59	B.J. Armstrong, 1988-89
8.	56	Luke Recker, 2001-02
9.	54	Reggie Evans, 2001-02
10.	50	Dean Oliver, 2000-01
	50	Mon'ter Glasper, 1995-96
	50	Roy Marble, 1988-89

**Blocked Shots\*\*\***

1.	89	Erik Hansen, 2005-06
2.	88	Acie Earl, 1992-93
3.	54	Gabriel Olaseni, 2014-15
4.	43	Kurt Looby, 2007-08
5.	41	Ryan Bowen, 1997-98
6.	37	Brad Lohaus, 1986-87
7.	32	J.R. Koch, 1998-99
8.	31	Les Jepsen, 1989-90
9.	28	Doug Thomas, 2005-06
10.	26	James Winters, 1993-94
	26	Melsahn Basabe, 2013-14

\* -- 3-point field goals did not exist prior to 1986-87

\*\* -- Assists were not recorded prior to 1974-75

\*\*\* -- Blocks and steals were not recorded prior to 1979-80

## Iowa In Overtime

### One Overtime.....Date

Wisconsin 36, Iowa 30.....	1916
Illinois 40, Iowa 33.....	1927
Michigan 31, Iowa 29.....	1927
Pittsburgh 44, Iowa 40.....	1928
Minnesota 24, Iowa 22.....	3/5/32
Iowa 39, Minnesota 33.....	1/14/35
Michigan 31, Iowa 27.....	2/3/36
Marquette 49, Iowa 43.....	12/30/39
Iowa 63, Minnesota 61.....	1/28/46
Iowa 57, Northwestern 54.....	2/2/48
Iowa 47, Texas Christian 46.....	12/22/48
Iowa 70, Oregon 69.....	12/30/49
Wisconsin 66, Iowa 62.....	2/13/50
Iowa 81, Minnesota 79.....	3/2/53
Iowa 86, Minnesota 82.....	2/13/54
Iowa 83, Minnesota 73.....	2/25/56
DePaul 73, Iowa 72.....	12/28/56
Iowa 77, Oregon State 67.....	12/21/57
Northwestern 82, Iowa 80.....	1/13/58
Iowa 66, Northwestern 65.....	2/9/63
Creighton 77, Iowa 72.....	12/16/63
Minnesota 85, Iowa 84.....	3/9/65
Wisconsin 96, Iowa 95.....	2/18/67
Iowa 75, Indiana 74.....	2/25/67
Iowa 90, Wisconsin 87.....	3/7/67
Iowa 64, Tennessee 59.....	12/28/67
Iowa 80, St. Louis 77.....	12/30/67
Iowa 74, Ohio State 72.....	1/13/68
Michigan 99, Iowa 92.....	1/4/69
Iowa 84, Northwestern 80.....	2/11/69
Cincinnati 73, Iowa 70.....	12/17/70
Iowa 87, Illinois 84.....	2/15/72
Iowa 65, Minnesota 62.....	1/6/73
Iowa 94, Northwestern 83.....	2/19/73
Iowa 74, Wisc.-Green Bay 67.....	12/29/73
Michigan 86, Iowa 84.....	1/26/74
Wisconsin 86, Iowa 85.....	2/1/75
Northwestern 99, Iowa 92.....	1/19/76
Iowa 84, Illinois 81.....	1/15/77
Iowa 74, Ohio State 70.....	2/14/77
Michigan State 83, Iowa 72.....	1/20/79
Iowa 44, Michigan State 39.....	2/7/80
Iowa 60, Minnesota 58.....	2/12/81
Michigan State 71, Iowa 70.....	3/5/81
Iowa 68, Marquette 65.....	12/5/81
Iowa 69, Ohio State 65.....	2/6/82
Idaho 69, Iowa 67.....	3/14/82
Maryland 70, Iowa 68.....	12/25/84
Iowa 59, Cornell (NY) 56.....	12/27/84
Illinois 59, Iowa 53.....	3/7/85
Iowa 108, Arkansas-Little Rock 99.....	11/25/85
Purdue 76, Iowa 73.....	1/2/86
Iowa 90, North Carolina State 89.....	11/29/86
Iowa 91, Illinois 88.....	1/14/87
Iowa State 102, Iowa 100.....	12/19/87
Wisconsin 73, Iowa 69.....	1/11/90
Iowa 78, Michigan 76.....	1/20/90
Iowa 80, Indiana 79.....	2/21/91
Michigan 80, Iowa 77.....	1/9/92
Purdue 77, Iowa 69.....	1/11/92
Illinois 77, Iowa 72.....	2/23/92

Iowa 96, Michigan State 90.....	1/28/93
Illinois 104, Iowa 97.....	2/11/95
Iowa 101, Connecticut 95.....	11/24/95
Penn State 95, Iowa 87.....	2/3/96
Missouri 80, Iowa 79.....	1/24/98
Iowa 78, Purdue 72.....	2/21/01
Purdue 80, Iowa 77.....	2/1/03
Indiana 91, Iowa 88.....	3/1/03
Iowa 70, Louisville 69.....	11/29/03
Illinois 73, Iowa 68.....	1/20/05
Northwestern 75, Iowa 74.....	1/26/05
Iowa 74, Michigan 72.....	3/5/05
Northern Iowa 67, Iowa 63.....	12/6/05
Louisiana-Monroe 72, Iowa 67.....	11/30/07
Iowa 73, Wisconsin 69.....	1/21/09
Iowa 70, Michigan 60.....	2/22/09
Michigan 80, Iowa 78.....	2/16/10
Wisconsin 62, Iowa 59.....	2/9/11
Michigan 75, Iowa 72.....	2/19/11
Purdue 65, Iowa 62.....	1/27/13
Iowa 77, Xavier 74.....	11/28/13
Villanova 88, Iowa 83.....	11/30/13
Michigan State 71, Iowa 69.....	1/28/14
Tennessee 78, Iowa 65.....	3/19/14
Northwestern 66, Iowa 61.....	2/15/15
Iowa 81, Penn State 77.....	2/28/15

### Two Overtimes.....Date

Purdue 19, Iowa 17.....	1917
Purdue 52, Iowa 49.....	2/24/41
Wyoming 94, Iowa 87.....	12/29/67
Iowa 65, Northwestern 58.....	3/3/75
Iowa 94, Wisconsin 93.....	3/5/77
Iowa 87, Pennsylvania 84.....	12/29/78
Ohio State 89, Iowa 83.....	1/27/83
Iowa State 76, Iowa 72.....	1/14/84
Illinois 54, Iowa 52.....	2/2/84
Michigan 108, Iowa 107.....	2/9/89
North Carolina State 102, Iowa 96.....	3/19/89
Michigan 83, Iowa 82.....	1/11/95
Iowa 83, Drake 76.....	12/28/99
Iowa 99, Missouri 94.....	12/16/00
Iowa 84, Indiana 82.....	2/7/04
Iowa 75, Penn State 67.....	3/7/09
Wisconsin, 74, Iowa 70.....	2/6/13

### Three Overtimes.....Date

Iowa 112, Purdue 111.....	2/11/74
San Jose State 105, Iowa 103.....	12/21/74
Minnesota 57, Iowa 55.....	2/27/82
Michigan 69, Iowa 67.....	1/19/85
Minnesota 107, Iowa 96.....	3/5/94
Iowa 76, Minnesota 72.....	1/18/06

### Four Overtimes.....Date

Iowa 83, California 80.....	12/28/60
-----------------------------	----------

## Overtime Totals

Iowa in one overtime:.....	41-46
Iowa in two overtimes:.....	7-10
Iowa in three overtimes:.....	2-4
Iowa in four overtimes:.....	1-0
<b>Total:.....</b>	<b>51-58</b>

## Iowa Over The Century Mark (89-6)

Iowa	Opp.	Date
126 Oral Roberts	94	12/30/87
126 Morgan State	79	11/25/94
124 California-Irvine	88	12/5/87
121 Notre Dame	106	3/14/70
121 Centenary	76	1/4/92
119 Wisconsin	100	2/10/70
116 Wisconsin-Milwaukee	80	12/7/68
116 Northwestern	97	2/24/70
116 Northwestern	77	2/9/95
115 Northwestern	101	3/7/70
114 Butler	92	12/27/91
113 Ohio State	92	3/3/70
113 Colorado State	66	12/3/79
112 Purdue	111 (3OT)	2/11/74
112 Drake	73	12/23/78
112 Nevada-Reno	71	12/9/80
112 North Texas	64	11/16/98
111 SIU-Edwardsville	50	11/26/10
111 Michigan State	68	1/16/65
111 Pepperdine	50	12/2/65
111 Hawaii	60	12/30/69
111 Augustana (IL)	81	11/29/75
111 Kent State	76	11/25/78
111 George Mason	82	12/1/84
110 Pan American	64	12/21/87
110 Texas Southern	67	12/16/95
109 Md.-Eastern Shore	63	11/14/13
109 Lafayette	68	1/11/88
109 Brown	61	12/2/88
108 Purdue	107	2/28/70
108 Ark.-Little Rock	99 (OT)	11/25/85
108 Northern Iowa	85	12/10/91
107 UNC-Asheville	80	11/23/03
107 Detroit	73	2/5/66
107 Michigan	99	1/6/70
107 Denver	65	12/17/77
107 Minnesota	86	2/20/88
107 Michigan	108 (2OT)	2/9/89
106 North Dakota	65	12/21/64
105 Central Arkansas	64	12/19/11
105 Arizona	64	12/19/60
105 Cincinnati	114	12/18/69
105 Wisconsin	65	1/26/85
105 California-Irvine	103	12/29/86
105 Chicago State	60	11/14/98
104 Indiana	89	2/7/70
104 Rider	71	12/22/86
104 Wisconsin	89	1/25/88
104 Nevada-Las Vegas	86	3/20/88
104 Chaminade	64	12/30/90
104 Central Conn. State	58	1/2/93
104 Lehigh	77	12/3/93
104 Dartmouth	65	12/20/93
104 East Tennessee State	58	12/1/95
103 Abilene Christian	41	11/17/13
103 Chicago	31	2/5/44
103 Creighton	77	12/8/65
103 Michigan State	77	2/14/70
103 Jacksonville	104	3/12/70
103 San Jose State	105 (3OT)	12/21/74
103 Pittsburgh	80	12/30/76
103 Northeastern	80	11/30/86

103	Loyola-Marymount	80	12/6/86
103	Northwestern	76	3/5/87
103	Michigan	120	2/3/88
103	Michigan State	87	3/3/88
103	Wisconsin	70	3/10/88
103	Eastern Michigan	66	12/21/92
103	Drake	68	11/29/94
102	Michigan State	98	2/26/72
102	Dartmouth	87	1/23/88
102	Florida State	98	3/18/88
102	Georgia	76	12/3/88
102	Central Florida	68	12/14/88
102	Northwestern	84	2/2/89
102	Long Island	72	12/17/94
101	Western Illinois	23	12/9/44
101	Purdue	85	2/20/65
101	Drake	78	12/22/69
101	Chicago State	44	12/1/72
101	Wisconsin	48	2/20/86
101	Indiana	88	1/22/87
101	Michigan State	72	2/6/88
101	MD-Eastern Shore	45	11/23/91
101	American-Puerto Rico	47	12/20/92
101	Long Beach State	79	12/4/93
101	Connecticut (OT)	95	11/24/95
101	Long Island	69	11/29/98
101	Drake	59	12/12/01
101	Georgia State	59	12/20/06
100	Creighton	73	12/21/68
100	Indiana	93	1/31/70
100	Wisconsin	76	2/17/73
100	Bradley	96	12/8/75
100	Kansas	81	11/28/87
100	Iowa State	102 (OT)	12/19/87
100	Miss. Valley State	69	12/1/92
100	Colorado	85	12/28/95

**Opponents 100 Point Games (5-45)**

Minnesota 102, Iowa 81	2/25/57
Illinois 103, Iowa 97	1/12/59
Michigan State 107, Iowa 82	2/15/64
Michigan State 107, Iowa 89	2/22/64
Michigan 103, Iowa 88	2/28/66
Illinois 106, Iowa 90	3/5/66
Cincinnati 114, Iowa 105	12/18/69
Wisconsin 100, Iowa 119	2/10/70
Purdue 107, Iowa 108	2/28/70
Northwestern 101, Iowa 115	3/7/70
Jacksonville 104, Iowa 103	3/12/70
Notre Dame 106, Iowa 121	3/14/70
Indiana 104, Iowa 88	3/6/71
Purdue 110, Iowa 84	3/13/71
UCLA 106, Iowa 72	12/4/71
Michigan State 100, Iowa 91	2/12/72
Kansas State 105, Iowa 67	12/11/73
Wisconsin 113, Iowa 87	2/9/74
Purdue 111, Iowa 112 (3OT)	2/11/74
San Jose State 105, Iowa 103 (3OT)	12/21/74
Indiana 102, Iowa 49	1/11/75
Purdue 107, Iowa 72	2/3/75
Michigan State 105, Iowa 88	1/5/76
Michigan 104, Iowa 95	1/31/76
Indiana 101, Iowa 81	2/23/76
Cal-Irvine 103, Iowa 105	12/29/86
Michigan 100, Iowa 92	1/31/87
Iowa State 102, Iowa 100 (OT)	12/19/87
Michigan 120, Iowa 103	2/3/88
Indiana 116, Iowa 89	3/12/88
Cal-Riverside 110, Iowa 92	12/25/88
Ohio State 102, Iowa 91	1/19/89
Indiana 104, Iowa 89	1/30/89
Michigan 108, Iowa 107 (2OT)	2/9/89
Michigan 119, Iowa 96	3/4/89
Illinois 118, Iowa 94	3/8/89

N.C. State 102, Iowa 96 (2OT)	3/19/89
Indiana 118, Iowa 71	2/17/90
Minnesota 102, Iowa 80	2/24/90
Illinois 118, Iowa 85	3/4/90
Michigan 127, Iowa 96	3/10/90
Illinois 105, Iowa 90	1/19/94
Minnesota 107, Iowa 96 (3OT)	3/5/94
Arkansas 101, Iowa 92	12/30/94
Illinois 104, Iowa 95 (OT)	2/11/95
Indiana 110, Iowa 79	3/12/95
Georgia 100, Iowa 93	3/11/98
North Carolina 106, Iowa 92	11/24/04
Indiana 103, Iowa 89	1/29/12
Oregon 108, Iowa 97	3/18/12

**Iowa's Record By Decade**

Years	Record	PCT.
1902-1910	71-41	.634
1911-1920	83-78	.516
1921-1930	86-83	.509
1931-1940	96-95	.503
1941-1950	128-63	.670
1951-1960	147-83	.639
1961-1970	143-98	.593
1971-1980	145-121	.545
1981-1990	207-103	.668
1991-2000	194-115	.628
2000-2009	171-130	.568
2010-	101-92	.523
<b>Totals</b>	<b>1,572-1,103</b>	<b>.588</b>

**TOP SCORING AVERAGES (MINIMUM TWO YEARS)**

Player, Years	Games	Average	Points	Career High
Sam Williams, 1967-68	49	24.0	1,176	39 vs. Northwestern, 1967
John Johnson, 1969-70	49	23.9	1,172	49 vs. Northwestern, 1970
Fred Brown, 1970-71	48	22.7	1,091	37 vs. Purdue, 1971
Don Nelson, 1960-62	72	21.2	1,522	39 vs. Wisconsin, 1962
Dave Gunther, 1957-59	66	18.0	1,188	37 vs. Ohio State, 1959
Luke Recker, 2001-02	53	17.5	926	31 at Missouri, 12/15/01
Charles Darling, 1950-52	63	17.4	1,094	34, twice
Bruce King, 1975-77	80	17.0	1,361	42 vs. Pittsburgh, 1977
Ronnie Lester, 1977-80	99	16.9	1,675	31, twice
Gerry Jones, 1965-67	64	16.2	1,039	32 vs. Minnesota, 1966
Adam Haluska, 2005-07	98	16.1	1,578	36 vs. Georgia State, 12/20/06
Dan Frost, 1975-76	49	16.1	790	29 vs. Bradley, 1976
Bill Logan, 1954-56	74	16.1	1,188	36 vs. Temple, 1956
Glenn Vidnovic, 1968-70	59	16.1	949	31 vs. Indiana, 1970
Kevin Kunnert, 1971-73	72	15.9	1,145	34 vs. Indiana, 1972
Roy Marble, 1986-89	134	15.8	2,116	37 vs. Illinois, 1989
Chad Calabria, 1968-70	74	15.8	1,168	31 vs. Notre Dame, 1970
Andre Woolridge, 1995-97	97	15.7	1,526	34 vs. Northwestern, 1997
Reggie Evans, 2001-02	69	15.3	1,054	30, twice
Acie Earl, 1990-93	116	15.3	1,779	36 vs. Wisconsin, 1993
George Peebles, 1964-66	68	15.1	1,025	32 vs. Purdue, 1965



## IOWA'S NCAA TOURNAMENT RECORDS

Individual

Points	36, Bill Logan vs. Temple, 3/22/56
FG	15, Chad Calabria vs. Notre Dame, 3/14/70
FGA	31, John Johnson vs. Notre Dame, 3/14/70
3pt. FG	6, Dean Oliver vs. Kentucky, 3/17/01
	6, B.J. Armstrong vs. Rutgers, 3/17/89
3pt. FGA	9, Adam Haluska vs. Northwestern St., 3/17/06
	9, Dean Oliver vs. Kentucky, 3/17/01
	9, Kent McCausland vs. Arkansas, 3/13/99
	9, B.J. Armstrong vs. Rutgers, 3/17/89
FT	16, B.J. Armstrong vs. Florida State, 3/18/88
FTA	20, B.J. Armstrong vs. Florida State, 3/18/88
Rebounds	18, Bill Schoof vs. Temple, 3/22/56
Assists	10, Andre Woolridge vs. Virginia, 3/13/97
	10, B.J. Armstrong vs. Oklahoma, 3/20/87
Blocks	8, Acie Earl vs. Duke, 3/21/92
Steals	5, Chris Street vs. East Tennessee St., 3/14/91
	5, Steve Carfino vs. Utah State, 3/17/83

Team

Points	121 vs. Notre Dame, 3/14/70
Pts/Half	75 vs. Notre Dame, 3/14/70
FG	52 vs. Notre Dame, 3/14/70
FGA	100 vs. Morehead State, 3/16/56
FG%	63.5% vs. Rutgers (33 of 52), 3/17/89
3pt. FG	12 vs. Alabama-Birmingham, 3/11/99
3pt. FGA	23 vs. Alabama-Birmingham, 3/11/99
3pt. FG%	70% vs. East Tennessee St. (7-of-10), 3/14/91
FT	35 vs. Morehead State, 3/16/56
FTA	52 vs. Morehead State, 3/16/56
FT%	95.2% vs. N.C. State (20-of-21), 3/19/89
Rebounds	60 vs. Morehead State, 3/16/56
Assists	25 vs. Virginia Commonwealth, 3/6/80
Blocks	10 vs. Duke, 3/21/92
Steals	13 vs. Santa Clara, 3/13/87

## IOWA'S NIT RECORDS

(Includes preseason and postseason NIT)

Individual

Points	31, Roy Devyn Marble at Oregon, 3/18/12
FG	11, Ryan Bowen vs. Georgia, 3/11/98
FGA	21, Ricky Davis vs. Georgia, 3/11/98
3pt. FG	7, Roy Devyn Marble at Oregon, 3/18/12
3pt. FGA	13, Chris Kingsbury vs. Ohio Univ., 3/21/95
FT	13, Chauncey Leslie vs. Georgia Tech, 3/24/03
FTA	15, Chauncey Leslie vs. Georgia Tech, 3/24/03
Rebounds	13, Aaron White vs. Indiana State, 3/20/13
Assists	11, Bryce Cartwright vs. Dayton, 3/13/12
Blocks	4, Ryan Bowen vs. Penn State, 3/23/95
Steals	5, Jim Bartels vs. DePaul, 3/15/95

Team

Points	97 at Oregon, 3/18/12
Pts/Half	51 at Oregon, 3/18/12
FG	37 at Oregon, 3/18/12
FGA	74 vs. Georgia, 3/11/98
FG%	56.9% vs. Dayton, 3/13/12
3pt. FG	10 at Oregon, 3/18/12
3pt. FGA	27 vs. Ohio University, 3/21/95
3pt. FG%	47.1% at Virginia, 3/27/13
FT	24 vs. Georgia Tech, 3/24/03
FTA	31 vs. Georgia Tech, 3/24/03
FT%	100.0% at Virginia, 3/27/13
Rebounds	42 vs. Indiana State, 3/20/13
Assists	24 vs. DePaul, 3/15/95
Blocks	8 vs. Penn State, 3/23/95
Steals	17 vs. Georgia, 3/11/98

## IOWA'S BIG TEN TOURNAMENT RECORDS

Individual

Points	30, Reggie Evans vs. Penn State, 3/10/01
	30, Dean Oliver vs. Michigan State, 3/10/00
	30, Kyle Galloway vs. Minnesota, 3/9/00
FG	11, Dean Oliver vs. Michigan State, 3/10/00
FGA	18, Roy Devyn Marble vs. Northwestern, 3/13/14
	18, Pierre Pierce vs. Michigan, 3/12/04
3pt. FG	6, Jeff Horner vs. Minnesota, 3/10/06
3pt. FGA	11, Jeff Horner vs. Michigan State, 3/11/05
	11, Brody Boyd vs. Ohio State, 3/13/03
FT	12, Reggie Evans vs. Penn State, 3/10/01
FTA	17, Cyrus Tate vs. Michigan, 3/13/08
	17, Reggie Evans vs. Penn State, 3/10/01
Rebounds	18, Reggie Evans vs. Purdue, 3/7/02
	18, Reggie Evans vs. Penn State, 3/10/01
Assists	10, Jeff Horner vs. Ohio State, 3/12/06
Blocks	5, Gabriel Olaseni vs. Penn State, 3/12/15
	5, Melsahn Basabe vs. Northwestern, 3/14/13
	5, Kurt Looby vs. Purdue, 3/9/07
Steals	5, Jeff Horner vs. Minnesota, 3/10/06
	5, Luke Recker vs. Wisconsin, 3/8/02

Team

Points	94 vs. Penn State, 3/10/01
Pts/Half	53 vs. Ohio State, 3/9/01
FG	31 vs. Purdue, 3/7/02
FGA	62 vs. Michigan, 3/6/98
	62 vs. Northwestern, 3/14/13
	62 vs. Northwestern, 3/13/14
FG%	.574 (31-54) vs. Purdue, 3/7/02
3pt. FG	10 vs. Michigan State, 3/9/12
3pt. FGA	25 vs. Ohio State, 3/10/02
3pt. FG%	.563 (9-16) vs. Minnesota, 3/9/00
FT	36 vs. Penn State, 3/10/01
FTA	48 vs. Penn State, 3/10/01
FT%	.917 (11-12) vs. Michigan State, 3/15/13
Rebounds	48 vs. Northwestern, 3/14/13
Assists	21 vs. Purdue, 3/10/05
Blocks	9 vs. Purdue, 3/9/07
Steals	13 vs. Wisconsin, 3/8/02

Note: Players listed in boldface are current players.

(Iowa best in parentheses if not the record)

**Individual**

Points	45 by Brian Quinnett, Washington State, 12/5/86 (36 by Adam Haluska vs. Georgia State, 12/20/06) (36 by Rob Griffin vs. Penn State, 3/4/00)
FG	16 by Brian Quinnett, Washington State, 12/5/86 (15 by Roy Marble vs. Michigan, 2/9/89) (15 by Greg Stokes vs. George Mason, 12/1/84)
FGA	28 by Greg Stokes vs. Ohio State, 2/28/85
FG%	100.0 by Greg Stokes (11-11) vs. Georgia St., 12/12/84
3pt. FG	9 by Chris Kingsbury vs. Long Island, 12/17/94 9 by Rod Parker, Chicago State, 12/18/90
3pt. FGA	19 by Chris Kingsbury vs. Long Island, 12/17/94
3pt. FG%	100.0 by Jeff Horner (6-6) vs. Penn State, 1/31/04 100.0 by Val Barnes (5-5) vs. Centenary, 1/4/92 100.0 by Everette Stephens (5-5), Purdue, 2/22/87
FT	16 by Adam Haluska (16-18), Northwestern, 2/15/07 16 by Reggie Evans (16-22), Purdue, 2/21/01
FTA	22 by Reggie Evans vs. Purdue, 2/21/01
FT%	100% by Luke Recker (12-12) vs. Kansas St., 12/22/01 100% by Val Barnes (12-12) vs. Ohio State, 2/18/92 100% by Roy Marble (12-12) vs. No. Iowa, 12/6/88 100% by Luke Recker (11-11) vs. Minnesota, 2/9/02 100% by Aaron White (10-10) vs. Northwestern, 1/9/14 100% (10-10) by Jermain Davis vs. TX-San Antonio, 11/17/08 100% by Tyler Smith (10-10) vs. Indiana, 2/3/07 100% by Troy Taylor (10-10), Ohio State, 1/27/83
Rebounds	23 by Greg Brunner vs. Minnesota, 1/18/06
Assists	17 by Chris Nikchevich, Loyola-Marymount, 12/5/86 (15 by B.J. Armstrong vs. Minnesota, 2/18/89)
Blocks	9 by Acie Earl vs. Wisconsin, 1/29/92
Steals	9 by Kenyon Murray vs. Ohio State, 2/18/95 9 by Acie Earl vs. Texas Southern, 12/28/92

**Team**

Points	126 vs. Morgan State, 11/25/94
Pts/Half	80 vs. Michigan (includes 24 pts in 2 OT), 2/9/89 70 vs. Morgan State, 11/25/94
Two Teams	215, Michigan (108) vs. Iowa (107) in 2OT, 2/9/89 212, Iowa (124) vs. UC-Irvine (88), 2/5/87
FG	45 vs. UC-Irvine, 12/5/87
FGA	91 by Michigan, 2/9/89 (90 vs. Loyola Marymount, 12/6/86)
FG%	.675 vs. Air Force (27-of-40), 12/28/04
3pt. FG	15 vs. Northwestern, 1/3/98 15 vs. Long Island, 12/17/94
3pt. FGA	36 vs. Long Island, 12/17/94
3pt. FG%	77.7 by Wisconsin (7-of-9), 2/10/90 (75.0 vs. Northwestern (15-of-20), 1/3/98)
FT	40 vs. Wisconsin, 1/2/95
FTA	61 vs. Long Beach State, 12/4/93
FT%	100% vs. Western Illinois (20-of-20), 11/19/04
Rebounds	66 vs. East Tennessee State, 12/1/95
Assists	34 vs. George Mason, 12/1/84
Blocks	12 vs. Northern Illinois, 11/26/14 12 vs. St. Louis, 12/31/04 12 vs. UNC Greensboro, 12/4/04
Steals	23 vs. Northern Iowa, 12/5/95 23 vs. Northwestern, 2/22/86

**IOWA VS. ALL OPPONENTS IN CARVER-HAWKEYE ARENA**

Opponent	W	L	Opponent	W	L
Abilene Christian	2	0	MD-Baltimore Co.	2	0
Air Force	1	0	MD-Eastern Shore	5	0
Alabama State	1	0	McNeese State	1	0
Alcorn State	1	0	Mercer	1	0
Arizona	0	1	Michigan	16	12
Arizona State	1	0	Michigan State	14	14
Arkansas-Little Rock	1	0	Minnesota	19	11
Arkansas-Pine Bluff	1	0	Mississippi State	1	0
Arkansas State	0	1	Miss. Valley State	1	0
Army	1	0	Missouri	3	1
Austin Peay	1	0	Missouri-St. Louis	1	0
Baylor	1	0	Monmouth (NJ)	1	0
Boise State	1	0	Montana State	1	0
Boston University	2	0	Morehead State (KY)	2	0
Bowling Green	1	0	Morgan State	1	0
Brigham Young	1	0	Navy	1	0
Brown	2	0	Nebraska	2	1
Bryant	1	0	Nebraska-Omaha	1	0
Bucknell	1	0	North Carolina	1	0
Cal-Irvine	1	0	North Carolina A&T	1	0
Cal-Northridge	1	0	North Carolina Central	1	0
Cal-Santa Barbara	1	0	North Carolina State	1	0
Campbell	0	1	North Florida	1	0
Centenary	3	0	Notre Dame	1	0
Central Arkansas	1	0	UNC-Asheville	1	0
Central Conn. State	1	0	UNC-Greensboro	1	0
Central Florida	1	0	UNC-Wilmington	1	0
Charleston Southern	1	0	North Dakota State	1	0
Chicago State	3	0	North Texas	1	0
Citadel	1	0	Northern Colorado	1	0
Clemson	0	1	Northern Iowa	11	1
Colgate	3	0	Northern Illinois	3	0
Colorado	1	0	Northwestern	25	4
Coppin State	2	0	Oakland	1	0
Cornell (NY)	1	0	Ohio State	18	12
Creighton	1	1	Ohio University	4	0
Dartmouth	2	0	Oregon State	1	0
Dayton	1	0	Penn	1	0
Delaware	1	0	Penn State	14	3
Detroit Mercy	1	0	Pepperdine	2	0
Drake	13	1	Prairie View A&M	1	0
Drexel	1	0	Purdue	15	12
Duke	0	1	Rice	1	0
Duquesne	0	1	Rider	1	0
East Tenn. State	1	0	Robert Morris	1	0
Eastern Illinois	4	0	Rutgers	1	0
Eastern Washington	1	0	Saint Louis	1	0
Fairfield	1	0	SIU-Edwardsville	1	0
Fairleigh Dickinson	1	0	South Alabama	1	0
Florida Atlantic	1	0	South Carolina	1	0
Florida Gulf Coast	1	0	South Carolina State	1	0
Furman	1	0	South Dakota State	0	1
George Mason	1	0	Southeast MO State	1	0
Georgia	1	1	Southeastern Louisiana	1	0
Georgia State	2	0	Southern Methodist	1	0
Georgia Tech	1	1	Southern Mississippi	1	0
Gonzaga	1	0	Southwest Texas State	1	0
Grambling	1	0	Temple	1	0
Hampton	1	0	Tenn.-Chattanooga	1	0
Idaho State	2	0	Tennessee State	2	0
Illinois	18	11	Texas-Pan American	3	0
Illinois Wesleyan	2	0	Texas-San Antonio	2	1
Indiana	19	9	Texas Southern	5	0
Iowa State	10	6	Texas Tech	1	0
IPFW	1	0	Tulsa	1	0
Jackson State	1	0	UCLA	1	0
Kansas	1	0	Valparaiso	2	0
Kansas State	1	0	Virginia Tech	0	1
Lafayette	1	0	Weber State	1	0
LaSalle	1	0	Wake Forest	0	1
Lehigh	2	0	Western Carolina	2	0
Liberty	1	0	Western Illinois	4	0
Long Beach State	1	0	Wisconsin	16	12
Long Island	2	0	Wisconsin-Green Bay	1	0
Longwood	1	0	Wisconsin-Milwaukee	1	0
Louisiana-Monroe	1	1			
Louisiana State	0	1			
Louisiana Tech	3	0			
Loyola-Marymount	1	0			
Maryland	1	0			
			<b>Totals (.757)</b>	<b>389</b>	<b>125</b>

**No. 1 ROY MARBLE - - 2,116 (1986, 87, 88, 89)**

Year	GP	FG-FGA	FG%	FT-FTA	FT%	Reb	Avg	Ast	Blk	Stl	Pts	Avg
1986	32	157-300	.523	85-118	.732	157	4.9	48	2	38	399	11.5
1987	35	199-357	.557	118-173	.682	178	5.1	97	8	35	520	14.9
1988	34	190-343	.544	141-190	.742	147	4.3	67	2	59	522	15.4
1989	33	241-459	.525	172-226	.761	186	5.6	69	2	47	675	20.5
<b>Totals</b>	<b>134</b>	<b>*787-1,459</b>	<b>.539</b>	<b>516-707</b>	<b>.729</b>	<b>668</b>	<b>4.9</b>	<b>281</b>	<b>14</b>	<b>179</b>	<b>2,116</b>	<b>15.8</b>

\* - - includes 26 three-point FGs

**No. 2 AARON WHITE - - 1,859 (2012, 13, 14, 15)**

Year	GP	FG-FGA	FG%	FT-FTA	FT%	Reb	Avg	Ast	Blk	Stl	Pts	Avg
2012	35	134-270	.504	100-143	.699	199	5.7	31	23	31	389	11.1
2013	38	140-299	.468	193-258	.748	234	6.2	51	27	41	488	12.8
2014	33	143-245	.584	130-161	.807	220	6.7	60	19	32	424	12.8
2015	34	171-328	.521	195-238	.356	248	7.3	48	16	45	558	16.4
<b>Totals</b>	<b>140</b>	<b>*590-1,142</b>	<b>.517</b>	<b>618-800</b>	<b>.773</b>	<b>901</b>	<b>6.4</b>	<b>190</b>	<b>85</b>	<b>149</b>	<b>1,859</b>	<b>13.3</b>

\* - - includes 61 three-point FGs

**No. 3 ACIE EARL - - 1,779 (1990, 91, 92, 93)**

Year	GP	FG-FGA	FG%	FT-FTA	FT%	Reb	Avg	Ast	Blk	Stl	Pts	Avg
1990	22	48-109	.440	34-46	.739	78	3.6	24	50	11	131	6.0
1991	32	179-356	.503	161-242	.665	136	6.7	48	106	29	520	16.3
1992	30	212-398	.533	162-243	.667	234	7.8	27	121	30	586	19.5
1993	32	203-402	.505	136-194	.701	286	8.9	40	88	41	542	16.9
<b>Totals</b>	<b>116</b>	<b>*642-1,265</b>	<b>.508</b>	<b>493-725</b>	<b>.680</b>	<b>811</b>	<b>6.9</b>	<b>139</b>	<b>365</b>	<b>111</b>	<b>1,779</b>	<b>15.3</b>

\* - - includes two three-point FGs

**No. 4 GREG STOKES - - 1,768 (1982, 83, 84, 85)**

Year	GP	FG-FGA	FG%	FT-FTA	FT%	Reb	Avg	Ast	Blk	Stl	Pts	Avg
1982	29	61-128	.477	43-77	.558	123	4.2	12	30	11	165	5.7
1983	31	219-403	.543	110-173	.636	223	7.2	44	78	26	548	17.7
1984	28	163-284	.574	91-134	.679	193	6.9	25	58	25	417	14.9
1985	32	262-479	.547	114-170	.671	268	8.4	47	62	48	638	19.9
<b>Totals</b>	<b>120</b>	<b>705-1,294</b>	<b>.545</b>	<b>358-554</b>	<b>.646</b>	<b>807</b>	<b>6.7</b>	<b>128</b>	<b>228</b>	<b>110</b>	<b>1,768</b>	<b>14.7</b>

**No. 5 B.J. ARMSTRONG - - 1,705 (1986, 87, 88, 89)**

Year	GP	FG-FGA	FG%	FT-FTA	FT%	Reb	Avg	Ast	Blk	Stl	Pts	Avg
1986	29	32-66	.485	19-21	.905	16	0.6	41	0	8	83	2.9
1987	35	153-295	.519	100-126	.794	89	2.5	148	1	50	434	12.4
1988	34	203-421	.482	124-146	.849	74	2.2	148	1	58	592	17.4
1989	32	195-403	.484	160-192	.822	79	2.5	163	6	55	596	18.6
<b>Totals</b>	<b>130</b>	<b>*583-1185</b>	<b>.492</b>	<b>403-485</b>	<b>.831</b>	<b>258</b>	<b>1.9</b>	<b>500</b>	<b>8</b>	<b>171</b>	<b>1,705</b>	<b>13.1</b>

\* - - includes 136 three-point field goals

**No. 6 ROY DEVYN MARBLE - - 1,694 (2011, 12, 13, 14)**

Year	GP	FG-FGA	FG%	FT-FTA	FT%	Reb	Avg	Ast	Blk	Stl	Pts	Avg
2011	31	66-174	.379	35-66	.530	74	2.4	41	2	21	178	5.7
2012	35	139-319	.436	102-141	.723	133	3.8	126	14	53	402	11.5
2013	37	176-430	.409	153-189	.810	147	4.0	112	10	42	554	15.0
2014	33	183-436	.420	142-199	.714	106	3.2	118	7	60	550	17.0
<b>Totals</b>	<b>136</b>	<b>*564-1359</b>	<b>.415</b>	<b>432-595</b>	<b>.726</b>	<b>460</b>	<b>3.4</b>	<b>397</b>	<b>33</b>	<b>176</b>	<b>1,694</b>	<b>12.5</b>

\* - - includes 134 three-point FGs



**No. 7 RONNIE LESTER - - 1,675 (1977, 78, 79, 80)**

Year	GP	FG-FGA	FG%	FT-FTA	FT%	Reb	Avg	Ast	Blk	Stl	Pts	Avg
1977	27	140-312	.437	83-119	.697	66	2.4	98	N/A	N/A	363	13.4
1978	27	202-423	.478	132-177	.746	68	2.5	163	N/A	N/A	536	19.9
1979	28	194-401	.484	136-161	.845	63	2.3	147	N/A	N/A	524	18.7
1980	17	86-185	.465	80-100	.800	29	1.7	72	N/A	N/A	252	14.8
<b>Totals</b>	<b>99</b>	<b>622-1321</b>	<b>.471</b>	<b>431-557</b>	<b>.774</b>	<b>226</b>	<b>2.3</b>	<b>480</b>	<b>N/A</b>	<b>N/A</b>	<b>1,675</b>	<b>16.9</b>

**No. 8 MATT GATENS - - 1,635 (2009, 10, 11, 12)**

Year	GP	FG-FGA	FG%	FT-FTA	FT%	Reb	Avg	Ast	Blk	Stl	Pts	Avg
2009	32	109-258	.422	75-83	.904	121	3.8	71	10	26	345	10.8
2010	32	125-338	.370	84-101	.832	138	4.3	105	3	29	392	12.3
2011	29	118-299	.395	76-87	.874	71	2.4	53	3	38	366	12.6
2012	35	173-369	.469	111-130	.854	125	3.6	69	6	48	532	15.2
<b>Totals</b>	<b>128</b>	<b>525-1264</b>	<b>.415</b>	<b>346-401</b>	<b>.863</b>	<b>455</b>	<b>3.6</b>	<b>298</b>	<b>22</b>	<b>141</b>	<b>1,635</b>	<b>12.8</b>

\* - - includes 238 three-point field goals

**No. 9 JESS SETTLES - - 1,611 (1994, 95, 96, 97, 99)**

Year	GP	FG-FGA	FG%	FT-FTA	FT%	Reb	Avg	Ast	Blk	Stl	Pts	Avg
1994	27	156-272	.574	86-109	.789	203	7.5	61	3	40	414	15.3
1995	26	138-294	.469	97-121	.802	162	6.2	53	4	41	405	15.6
1996	32	179-375	.477	86-116	.741	239	7.5	99	8	48	484	15.1
1997	3	10-20	.500	13-14	.929	10	3.3	6	1	3	34	11.3
1999	28	98-225	.436	54-69	.783	133	4.8	76	4	22	274	9.8
<b>Totals</b>	<b>116</b>	<b>*581-1186</b>	<b>.490</b>	<b>336-429</b>	<b>.783</b>	<b>747</b>	<b>6.4</b>	<b>295</b>	<b>20</b>	<b>154</b>	<b>1,611</b>	<b>13.9</b>

\* - - includes 113 three-point FGs

**No. 10 ADAM HALUSKA - - 1,578 (2005, 2006, 2007)**

Year	GP	FG-FGA	FG%	FT-FTA	FT%	Reb	Avg	Ast	Blk	Stl	Pts	Avg
2005	33	152-318	.478	105-130	.808	131	4.0	52	9	35	467	14.2
2006	34	149-357	.417	112-132	.848	159	4.7	78	6	36	474	13.9
2007	31	190-466	.408	167-192	.870	144	4.6	80	8	42	637	20.5
<b>Totals</b>	<b>98</b>	<b>491-1141</b>	<b>.430</b>	<b>384-454</b>	<b>.846</b>	<b>434</b>	<b>4.4</b>	<b>210</b>	<b>23</b>	<b>113</b>	<b>1,578</b>	<b>16.1</b>

\* - - includes 212 three-point FGs

**No. 11 DEAN OLIVER - - 1,561 (1998, 99, 00, 01)**

Year	GP	FG-FGA	FG%	FT-FTA	FT%	Reb	Avg	Ast	Blk	Stl	Pts	Avg
1998	31	79-211	.374	96-126	.762	78	2.5	131	1	42	274	8.8
1999	30	105-262	.401	111-155	.716	106	3.5	136	2	51	357	11.9
2000	30	125-339	.369	118-154	.766	87	2.9	126	4	62	408	13.6
2001	35	157-401	.392	143-186	.769	98	2.8	168	5	50	522	14.9
<b>Career</b>	<b>126</b>	<b>*466-1213</b>	<b>.384</b>	<b>468-621</b>	<b>.751</b>	<b>369</b>	<b>2.9</b>	<b>443</b>	<b>12</b>	<b>205</b>	<b>1,561</b>	<b>12.4</b>

\* - - includes 161 three-point FGs

**No. 12 ANDRE WOOLRIDGE - - 1,525 (1995, 96, 97)**

Year	GP	FG-FGA	FG%	FT-FTA	FT%	Reb	Avg	Ast	Blk	Stl	Pts	Avg
1995	33	153-320	.478	131-171	.766	82	2.5	190	5	42	461	14.0
1996	32	150-320	.469	97-132	.735	103	3.2	193	6	36	419	13.1
1997	32	216-472	.458	155-207	.749	87	2.7	192	8	45	645	20.2
<b>Totals</b>	<b>97</b>	<b>*519-1112</b>	<b>.467</b>	<b>383-510</b>	<b>.751</b>	<b>272</b>	<b>2.8</b>	<b>575</b>	<b>19</b>	<b>123</b>	<b>1,525</b>	<b>15.7</b>

\* - - includes 104 three-point FGs

**No. 13 DON NELSON - - 1,522 (1960, 61, 62)**

Year	GP	FG-FGA	FG%	FT-FTA	FT%	Reb	Avg	Ast	Blk	Stl	Pts	Avg
1960	24	140-320	.437	100-155	.645	241	10.0	N/A	N/A	N/A	380	15.8
1961	24	197-377	.522	176-268	.656	258	10.8	N/A	N/A	N/A	570	23.7
1962	24	193-348	.554	186-264	.704	285	11.9	N/A	N/A	N/A	571	23.8
<b>Totals</b>	<b>72</b>	<b>530-1045</b>	<b>.507</b>	<b>462-687</b>	<b>.672</b>	<b>784</b>	<b>10.9</b>	<b>N/A</b>	<b>N/A</b>	<b>N/A</b>	<b>1,522</b>	<b>21.2</b>

**No. 14 GREG BRUNNER - - 1,516 (2003, 04, 05, 06)**

Year	GP	FG-FGA	FG%	FT-FTA	FT%	Reb	Avg	Ast	Blk	Stl	Pts	Avg
2003	31	91-173	.526	45-77	.584	162	5.2	46	20	23	234	7.5
2004	29	123-224	.549	64-115	.557	239	8.2	24	32	9	316	10.9
2005	33	175-342	.512	118-171	.690	275	8.3	62	32	9	485	14.7
2006	34	164-361	.454	141-203	.695	314	9.2	60	20	33	481	14.1
<b>Totals</b>	<b>127</b>	<b>553-1,100</b>	<b>.503</b>	<b>368-566</b>	<b>.650</b>	<b>990</b>	<b>7.8</b>	<b>192</b>	<b>104</b>	<b>74</b>	<b>1,516</b>	<b>11.9</b>

\*- includes 42 three-point FGs

**No. 15 JEFF HORNER - - 1,502 (2003, 04, 05, 06)**

Year	GP	FG-FGA	FG%	FT-FTA	FT%	Reb	Avg	Ast	Blk	Stl	Pts	Avg
2003	31	79-238	.332	56-73	.767	137	4.4	140	5	40	255	8.2
2004	29	107-243	.440	98-114	.860	155	5.3	64	1	38	377	13.0
2005	33	146-359	.407	85-108	.787	148	4.5	180	6	47	463	14.0
2006	30	126-331	.381	85-114	.746	123	4.1	169	3	41	407	13.6
<b>Totals</b>	<b>123</b>	<b>458-1,171</b>	<b>.391</b>	<b>324-409</b>	<b>.792</b>	<b>563</b>	<b>4.6</b>	<b>553</b>	<b>15</b>	<b>166</b>	<b>1,502</b>	<b>12.2</b>

\*- includes 262 three-point FGs

**No. 16 ED HORTON - - 1,372 (1986, 87, 88, 89)**

Year	GP	FG-FGA	FG%	FT-FTA	FT%	Reb	Avg	Ast	Blk	Stl	Pts	Avg
1986	29	44-104	.423	22-48	.458	116	4.0	13	7	13	110	3.8
1987	35	106-228	.465	61-104	.587	197	5.6	52	13	15	273	7.8
1988	34	160-301	.532	65-117	.556	213	6.3	61	6	23	385	11.3
1989	33	250-453	.552	103-181	.569	350	10.6	65	13	26	604	18.3
<b>Totals</b>	<b>131</b>	<b>*560-1086</b>	<b>.516</b>	<b>251-450</b>	<b>.558</b>	<b>876</b>	<b>6.7</b>	<b>191</b>	<b>39</b>	<b>77</b>	<b>1,372</b>	<b>10.5</b>

\*- includes one three-point FG

**No. 17 BRUCE KING - - 1,361 (1975, 76, 77)**

Year	GP	FG-FGA	FG%	FT-FTA	FT%	Reb	Avg	Ast	Blk	Stl	Pts	Avg
1975	26	134-299	.448	30-41	.732	228	8.8	6	N/A	N/A	298	11.5
1976	29	241-477	.505	57-71	.803	292	10.0	32	N/A	N/A	539	18.6
1977	25	198-419	.473	128-170	.753	332	13.3	19	N/A	N/A	524	21.0
<b>Totals</b>	<b>80</b>	<b>573-1195</b>	<b>.479</b>	<b>215-282</b>	<b>.762</b>	<b>852</b>	<b>10.7</b>	<b>57</b>	<b>N/A</b>	<b>N/A</b>	<b>1,361</b>	<b>17.0</b>

**No. 18 JAMES MOSES - - 1,343 (1989, 90, 91, 92)**

Year	GP	FG-FGA	FG%	FT-FTA	FT%	Reb	Avg	Ast	Blk	Stl	Pts	Avg
1989	33	68-194	.351	20-34	.588	63	1.9	22	1	16	177	5.4
1990	28	120-337	.356	102-143	.713	80	2.9	45	5	43	365	13.0
1991	32	144-309	.466	62-90	.689	101	3.2	42	2	33	384	12.0
1992	30	148-365	.406	90-109	.826	105	3.5	52	0	47	417	13.9
<b>Totals</b>	<b>123</b>	<b>*480-1205</b>	<b>.398</b>	<b>274-376</b>	<b>.729</b>	<b>349</b>	<b>2.8</b>	<b>161</b>	<b>8</b>	<b>139</b>	<b>1,343</b>	<b>10.9</b>

\*- includes 109 three-point FGs

**No. 19 JEFF MOE - - 1,248 (1985, 86, 87, 88)**

Year	GP	FG-FGA	FG%	FT-FTA	FT%	Reb	Avg	Ast	Blk	Stl	Pts	Avg
1985	30	91-205	.444	49-63	.778	43	1.4	80	0	31	231	7.7
1986	32	84-158	.532	23-29	.793	11	0.3	60	1	13	191	6.0
1987	35	135-289	.467	59-77	.766	75	2.1	43	0	24	389	11.1
1988	34	135-275	.491	96-122	.787	72	2.1	55	1	28	437	12.9
<b>Totals</b>	<b>131</b>	<b>*445-927</b>	<b>.480</b>	<b>227-291</b>	<b>.780</b>	<b>201</b>	<b>1.5</b>	<b>238</b>	<b>2</b>	<b>96</b>	<b>1,248</b>	<b>9.5</b>

\*- includes 131 three-point FGs

**No. 20 KENYON MURRAY - - 1,230 (1993, 94, 95, 96)**

Year	GP	FG-FGA	FG%	FT-FTA	FT%	Reb	Avg	Ast	Blk	Stl	Pts	Avg
1993	32	77-182	.423	55-95	.579	130	4.1	35	23	45	215	6.7
1994	27	122-297	.411	77-137	.562	157	5.8	55	19	56	333	12.3
1995	33	141-307	.459	71-120	.592	139	4.2	39	14	58	379	11.5
1996	32	129-229	.563	40-64	.625	140	4.4	57	7	41	303	9.5
<b>Totals</b>	<b>124</b>	<b>*469-1015</b>	<b>.462</b>	<b>243-416</b>	<b>.584</b>	<b>566</b>	<b>4.6</b>	<b>186</b>	<b>63</b>	<b>200</b>	<b>1,230</b>	<b>9.9</b>

\*- includes 49 three-point FGs

**No. 21 KEVIN BOYLE - - 1,189 (1979, 80, 81, 82)**

Year	GP	FG-FGA	FG%	FT-FTA	FT%	Reb	Avg	Ast	Blk	Stl	Pts	Avg
1979	28	131-289	.453	72-96	.750	186	6.6	45	N/A	N/A	334	11.9
1980	33	163-318	.513	62-88	.705	205	6.2	101	2	58	388	11.8
1981	28	110-218	.505	58-71	.817	151	5.4	88	1	38	278	9.9
1982	29	78-166	.470	33-63	.529	132	4.6	101	2	38	189	6.5
<b>Totals</b>	<b>118</b>	<b>482-991</b>	<b>.486</b>	<b>225-318</b>	<b>.708</b>	<b>674</b>	<b>5.7</b>	<b>335</b>	<b>N/A</b>	<b>N/A</b>	<b>1,189</b>	<b>10.1</b>

**No. 22 (tie) DAVE GUNTHER - - 1,188 (1957, 58, 59)**

Year	GP	FG-FGA	FG%	FT-FTA	FT%	Reb	Avg	Ast	Blk	Stl	Pts	Avg
1957	22	92-268	.343	87-127	.685	197	9.0	N/A	N/A	N/A	271	12.3
1958	22	169-377	.448	97-141	.688	225	10.2	N/A	N/A	N/A	435	19.8
1959	22	180-433	.415	122-167	.730	268	12.2	N/A	N/A	N/A	482	21.9
<b>Total</b>	<b>66</b>	<b>441-1078</b>	<b>.409</b>	<b>306-435</b>	<b>.703</b>	<b>690</b>	<b>10.5</b>	<b>N/A</b>	<b>N/A</b>	<b>N/A</b>	<b>1,188</b>	<b>18.0</b>

**No. 22 (tie) BILL LOGAN - - 1,188 (1954, 55, 56)**

Year	GP	FG-FGA	FG%	FT-FTA	FT%	Reb	Avg	Ast	Blk	Stl	Pts	Avg
1954	22	116-299	.387	83-126	.659	-	-	N/A	N/A	N/A	315	14.3
1955	26	155-387	.400	103-157	.657	285	11.0	N/A	N/A	N/A	413	15.9
1956	26	175-420	.440	110-179	.615	268	10.3	N/A	N/A	N/A	460	17.7
<b>Totals</b>	<b>74</b>	<b>446-1105</b>	<b>.403</b>	<b>296-462</b>	<b>.641</b>	<b>553</b>	<b>10.6</b>	<b>N/A</b>	<b>N/A</b>	<b>N/A</b>	<b>1,188</b>	<b>16.1</b>

**No. 24 VAL BARNES - - 1,181 (1991, 92, 93)**

Year	GP	FG-FGA	FG%	FT-FTA	FT%	Reb	Avg	Ast	Blk	Stl	Pts	Avg
1991	32	133-336	.396	64-87	.736	79	2.5	59	1	38	368	11.5
1992	30	116-267	.435	81-94	.862	100	3.3	68	1	38	344	11.5
1993	32	173-392	.441	81-106	.764	103	3.2	68	2	43	469	14.7
<b>Totals</b>	<b>94</b>	<b>*422-995</b>	<b>.424</b>	<b>226-287</b>	<b>.787</b>	<b>282</b>	<b>3.0</b>	<b>195</b>	<b>4</b>	<b>119</b>	<b>1,181</b>	<b>12.6</b>

\* - - includes 111 three-point FGs

**No. 25 SAM WILLIAMS - - 1,176 (1967, 68)**

Year	GP	FG-FGA	FG%	FT-FTA	FT%	Reb	Avg	Ast	Blk	Stl	Pts	Avg
1967	24	183-387	.473	178-232	.767	225	9.4	N/A	N/A	N/A	544	22.6
1968	25	219-475	.461	194-265	.732	273	10.9	N/A	N/A	N/A	632	25.3
<b>Totals</b>	<b>49</b>	<b>402-862</b>	<b>.466</b>	<b>372-497</b>	<b>.794</b>	<b>498</b>	<b>10.2</b>	<b>N/A</b>	<b>N/A</b>	<b>N/A</b>	<b>1,176</b>	<b>24.0</b>

**No. 26 JOHN JOHNSON - - 1,172 (1969, 70)**

Year	GP	FG-FGA	FG%	FT-FTA	FT%	Reb	Avg	Ast	Blk	Stl	Pts	Avg
1969	24	174-344	.506	125-186	.627	256	10.7	N/A	N/A	N/A	473	19.7
1970	25	289-508	.569	121-161	.752	253	10.1	N/A	N/A	N/A	699	27.9
<b>Totals</b>	<b>49</b>	<b>463-852</b>	<b>.543</b>	<b>246-347</b>	<b>.709</b>	<b>509</b>	<b>10.4</b>	<b>N/A</b>	<b>N/A</b>	<b>N/A</b>	<b>1,172</b>	<b>23.9</b>

**No. 27 CHAD CALABRIA - - 1,168 (1968, 69, 70)**

Year	GP	FG-FGA	FG%	FT-FTA	FT%	Reb	Avg	Ast	Blk	Stl	Pts	Avg
1968	25	138-324	.425	72-108	.667	115	4.6	N/A	N/A	N/A	348	13.9
1969	24	125-283	.442	91-117	.778	99	4.1	N/A	N/A	N/A	341	14.2
1970	25	181-330	.548	117-146	.801	139	5.6	N/A	N/A	N/A	479	19.1
<b>Totals</b>	<b>74</b>	<b>444-937</b>	<b>.474</b>	<b>280-371</b>	<b>.755</b>	<b>353</b>	<b>4.8</b>	<b>N/A</b>	<b>N/A</b>	<b>N/A</b>	<b>1,169</b>	<b>15.8</b>

**No. 28 (tie) KEVIN KUNNERT - - 1,145 (1971, 72, 73)**

Year	GP	FG-FGA	FG%	FT-FTA	FT%	Reb	Avg	Ast	Blk	Stl	Pts	Avg
1971	24	106-220	.482	37-53	.698	227	9.5	N/A	N/A	N/A	249	10.4
1972	24	180-349	.516	76-122	.623	353	14.7	N/A	N/A	N/A	436	18.2
1973	24	198-363	.545	64-92	.696	334	13.9	N/A	N/A	N/A	460	19.2
<b>Totals</b>	<b>72</b>	<b>484-932</b>	<b>.519</b>	<b>177-267</b>	<b>.663</b>	<b>914</b>	<b>12.7</b>	<b>N/A</b>	<b>N/A</b>	<b>N/A</b>	<b>1,145</b>	<b>15.9</b>



**No. 28 (tie) BOB HANSEN - - 1,145 (1980, 81, 82, 83)**

Year	GP	FG-FGA	FG%	FT-FTA	FT%	Reb	Avg	Ast	Blk	Stl	Pts	Avg
1980	33	71-167	.425	43-73	.589	67	2.0	65	7	16	185	5.6
1981	22	70-156	.449	45-53	.849	75	3.4	33	1	17	185	8.4
1982	25	117-237	.494	64-93	.699	102	4.1	50	8	28	299	12.0
1983	31	184-378	.453	98-129	.760	166	5.4	111	2	39	476	15.4
<b>Totals</b>	<b>111</b>	<b>*462-938</b>	<b>.493</b>	<b>251-348</b>	<b>.721</b>	<b>410</b>	<b>3.7</b>	<b>259</b>	<b>18</b>	<b>100</b>	<b>1,145</b>	<b>10.3</b>

\* - - includes 10 three-point FGs

**No. 30 MELSAHN BASABE - - 1,119 (2011, 12, 13, 14)**

Year	GP	FG-FGA	FG%	FT-FTA	FT%	Reb	Avg	Ast	Blk	Stl	Pts	Avg
2011	31	131-229	.572	80-112	.714	210	6.8	9	41	12	342	11.0
2012	35	109-208	.524	69-105	.657	168	4.8	11	36	18	287	8.2
2013	38	99-206	.481	61-93	.656	192	5.1	18	45	16	259	6.8
2014	32	92-164	.561	46-68	.676	182	5.7	10	26	12	231	7.2
<b>Totals</b>	<b>136</b>	<b>*431-807</b>	<b>.534</b>	<b>256-378</b>	<b>.677</b>	<b>752</b>	<b>5.5</b>	<b>48</b>	<b>148</b>	<b>58</b>	<b>1,119</b>	<b>8.2</b>

\* - - includes 1 three-point FG

**No. 31 (tie) CHRIS KINGSBURY - - 1,118 (1994, 95, 96)**

Year	GP	FG-FGA	FG%	FT-FTA	FT%	Reb	Avg	Ast	Blk	Stl	Pts	Avg
1994	27	65-195	.333	46-56	.821	71	2.6	35	2	23	220	8.2
1995	33	169-423	.400	98-122	.803	88	2.7	55	5	41	553	16.8
1996	29	99-290	.341	82-103	.796	68	2.4	54	3	16	345	11.9
<b>Totals</b>	<b>89</b>	<b>*333-908</b>	<b>.367</b>	<b>226-281</b>	<b>.804</b>	<b>227</b>	<b>2.5</b>	<b>144</b>	<b>10</b>	<b>80</b>	<b>1,118</b>	<b>12.6</b>

\* - - includes 226 three-point FGs

**No. 31 (tie) MICHAEL PAYNE - - 1,118 (1982, 83, 84, 85)**

Year	GP	FG-FGA	FG%	FT-FTA	FT%	Reb	Avg	Ast	Blk	Stl	Pts	Avg
1982	27	126-270	.467	56-81	.691	201	7.4	46	23	20	308	11.4
1983	31	118-288	.410	94-127	.744	233	7.5	48	52	34	330	10.6
1984	28	99-210	.471	62-90	.689	188	6.7	36	22	25	260	9.3
1985	31	92-203	.453	36-58	.621	235	7.6	102	23	36	220	7.1
<b>Totals</b>	<b>117</b>	<b>435-971</b>	<b>.448</b>	<b>248-356</b>	<b>.697</b>	<b>857</b>	<b>7.3</b>	<b>232</b>	<b>120</b>	<b>115</b>	<b>1,118</b>	<b>9.6</b>

**No. 33 KENNY ARNOLD - - 1,112 (1979, 80, 81, 82)**

Year	GP	FG-FGA	FG%	FT-FTA	FT%	Reb	Avg	Ast	Blk	Stl	Pts	Avg
1979	19	22-57	.386	6-16	.375	21	1.1	17	N/A	N/A	50	2.6
1980	33	171-363	.471	102-136	.750	114	3.5	142	1	38	444	13.5
1981	28	131-303	.432	65-85	.765	67	2.4	110	1	28	327	11.7
1982	29	100-237	.422	91-116	.784	59	2.0	83	1	15	291	10.0
<b>Totals</b>	<b>109</b>	<b>424-960</b>	<b>.442</b>	<b>264-353</b>	<b>.748</b>	<b>261</b>	<b>2.4</b>	<b>352</b>	<b>N/A</b>	<b>N/A</b>	<b>1,112</b>	<b>10.2</b>

**No. 34 CHARLES DARLING - - 1,094 (1950, 51, 52)**

Year	GP	FG-FGA	FG%	FT-FTA	FT%	Reb	Avg	Ast	Blk	Stl	Pts	Avg
1950	19	67-212	.316	41-65	.623	-	-	N/A	N/A	N/A	175	9.2
1951	22	139-376	.372	80-120	.667	387	17.6	N/A	N/A	N/A	358	16.3
1952	22	204-489	.417	153-218	.702	-	-	N/A	N/A	N/A	561	25.5
<b>Totals</b>	<b>63</b>	<b>410-1077</b>	<b>.381</b>	<b>274-403</b>	<b>.680</b>	<b>387</b>	<b>17.6</b>	<b>N/A</b>	<b>N/A</b>	<b>N/A</b>	<b>1,094</b>	<b>17.4</b>

**No. 35 FRED BROWN - - 1,091 (1970, 71)**

Year	GP	FG-FGA	FG%	FT-FTA	FT%	Reb	Avg	Ast	Blk	Stl	Pts	Avg
1970	24	180-360	.500	69-86	.802	91	3.8	N/A	N/A	N/A	429	17.9
1971	24	268-535	.501	126-152	.829	111	4.6	N/A	N/A	N/A	662	27.6
<b>Totals</b>	<b>48</b>	<b>448-895</b>	<b>.501</b>	<b>195-238</b>	<b>.819</b>	<b>202</b>	<b>4.2</b>	<b>N/A</b>	<b>N/A</b>	<b>N/A</b>	<b>1,091</b>	<b>22.7</b>

**No. 36 RYAN BOWEN - - 1,090 (1995, 96, 97, 98)**

Year	GP	FG-FGA	FG%	FT-FTA	FT%	Reb	Avg	Ast	Blk	Stl	Pts	Avg
1995	33	58-110	.527	35-59	.593	148	4.5	16	34	38	151	4.6
1996	27	55-91	.604	39-58	.672	121	4.5	16	20	36	149	5.5
1997	29	120-217	.553	93-135	.689	264	9.1	35	29	55	343	11.8
1998	31	164-272	.603	111-161	.689	271	8.7	48	41	79	447	14.4
<b>Totals</b>	<b>120</b>	<b>*397-690</b>	<b>.575</b>	<b>278-413</b>	<b>.673</b>	<b>804</b>	<b>6.7</b>	<b>115</b>	<b>124</b>	<b>208</b>	<b>1,090</b>	<b>9.1</b>

\* - - includes 18 three-point FGs

**No. 37 PIERRE PIERCE - - 1,072 (2002, 04, 05)**

Year	GP	FG-FGA	FG%	FT-FTA	FT%	Reb	Avg	Ast	Blk	Stl	Pts	Avg
2002	35	93-222	.419	57-93	.613	114	3.3	114	9	30	248	7.1
2004	29	174-364	.478	108-188	.574	164	5.7	63	4	16	468	16.1
2005	20	139-289	.481	55-104	.529	104	5.2	84	9	49	356	17.8
<b>Totals</b>	<b>84</b>	<b>406-875</b>	<b>.464</b>	<b>220-385</b>	<b>.571</b>	<b>382</b>	<b>4.5</b>	<b>261</b>	<b>22</b>	<b>95</b>	<b>1,072</b>	<b>12.8</b>

\* - includes 40 three-point FGs

**No. 38 GLEN WORLEY - - 1,060 (2001, 02, 03, 04)**

Year	GP	FG-FGA	FG%	FT-FTA	FT%	Reb	Avg	Ast	Blk	Stl	Pts	Avg
2001	35	89-198	.449	78-108	.722	133	3.8	23	13	14	264	7.5
2002	35	85-188	.452	71-98	.724	145	4.1	34	31	18	254	7.3
2003	31	115-258	.446	93-129	.721	161	5.2	47	34	22	339	10.9
2004	25	69-167	.413	48-64	.750	113	4.5	25	8	20	203	8.1
<b>Totals</b>	<b>126</b>	<b>358-811</b>	<b>.441</b>	<b>290-399</b>	<b>.727</b>	<b>552</b>	<b>4.4</b>	<b>129</b>	<b>86</b>	<b>74</b>	<b>1,060</b>	<b>8.4</b>

\* - includes 54 three-point FGs

**No. 39 (tie) REGGIE EVANS - - 1,054 (2001, 02)**

Year	GP	FG-FGA	FG%	FT-FTA	FT%	Reb	Avg	Ast	Blk	Stl	Pts	Avg
2001	35	155-326	.583	218-346	.630	416	11.9	55	21	31	529	15.1
2002	34	169-341	.496	187-302	.619	378	11.1	44	17	54	525	15.4
<b>Totals</b>	<b>69</b>	<b>324-667</b>	<b>.486</b>	<b>405-648</b>	<b>.625</b>	<b>794</b>	<b>11.5</b>	<b>99</b>	<b>38</b>	<b>85</b>	<b>1,054</b>	<b>15.3</b>

\* - includes one three-point FG

**No. 39 (tie) CARL CAIN - - 1,054 (1954, 55, 56)**

Year	GP	FG-FGA	FG%	FT-FTA	FT%	Reb	Avg	Ast	Blk	Stl	Pts	Avg
1954	22	106-248	.427	71-119	.597	-	-	N/A	N/A	N/A	283	12.9
1955	26	133-333	.399	94-140	.671	244	9.4	N/A	N/A	N/A	360	13.8
1956	26	165-403	.409	81-112	.723	257	9.9	N/A	N/A	N/A	411	15.8
<b>Totals</b>	<b>74</b>	<b>404-984</b>	<b>.411</b>	<b>246-371</b>	<b>.663</b>	<b>501</b>	<b>9.6</b>	<b>N/A</b>	<b>N/A</b>	<b>N/A</b>	<b>1,054</b>	<b>14.2</b>

**No. 41 GERRY JONES - - 1,039 (1965, 66, 67)**

Year	GP	FG-FGA	FG%	FT-FTA	FT%	Reb	Avg	Ast	Blk	Stl	Pts	Avg
1965	24	140-323	.433	57-90	.633	234	9.8	N/A	N/A	N/A	337	14.0
1966	16	99-242	.409	56-71	.789	174	10.9	N/A	N/A	N/A	254	15.8
1967	24	169-367	.461	110-154	.714	257	10.7	N/A	N/A	N/A	448	18.6
<b>Totals</b>	<b>64</b>	<b>408-932</b>	<b>.438</b>	<b>223-315</b>	<b>.708</b>	<b>665</b>	<b>10.4</b>	<b>N/A</b>	<b>N/A</b>	<b>N/A</b>	<b>1,039</b>	<b>16.2</b>

**No. 42 STEVE CARFINO - - 1,037 (1981, 82, 83, 84)**

Year	GP	FG-FGA	FG%	FT-FTA	FT%	Reb	Avg	Ast	Blk	Stl	Pts	Avg
1981	28	54-121	.446	19-30	.633	32	1.1	43	1	18	127	4.5
1982	29	100-178	.562	45-65	.692	52	1.8	82	4	44	245	8.4
1983	31	129-265	.487	49-67	.731	63	2.0	129	5	50	337	10.9
1984	28	136-293	.464	56-74	.757	67	2.4	66	1	66	328	11.7
<b>Totals</b>	<b>116</b>	<b>*419-857</b>	<b>.489</b>	<b>169-236</b>	<b>.716</b>	<b>214</b>	<b>1.8</b>	<b>320</b>	<b>11</b>	<b>178</b>	<b>1,037</b>	<b>8.9</b>

\* - includes 30 three-point FGs

**No. 43 GEORGE PEEPLES - - 1,025 (1964, 65, 66)**

Year	GP	FG-FGA	FG%	FT-FTA	FT%	Reb	Avg	Ast	Blk	Stl	Pts	Avg
1964	20	73-262	.361	42-78	.538	145	7.3	N/A	N/A	N/A	188	9.4
1965	24	156-305	.511	97-157	.618	249	10.3	N/A	N/A	N/A	409	17.0
1966	24	171-332	.515	86-143	.601	260	10.8	N/A	N/A	N/A	428	17.8
<b>Totals</b>	<b>68</b>	<b>400-899</b>	<b>.445</b>	<b>225-378</b>	<b>.595</b>	<b>654</b>	<b>9.6</b>	<b>N/A</b>	<b>N/A</b>	<b>N/A</b>	<b>1,025</b>	<b>15.1</b>

IOWA 82, PENN STATE 53 (*Sweet 16*)

March 11, 1955, Evanston, IL

## Iowa - - 82

Name	FG	FT	PF	TP	RB
Davis, F.	6-13	7	2	19	6
Cain	8-13	5	3	21	9
Logan	4-14	0	1	8	5
Scheurerman	1-3	0	1	2	3
Seaberg	6-8	1	1	13	2
Johnson	0-1	0	0	0	1
Schoof	2-4	2	0	6	5
George	3-5	1	1	7	4
Ridley	1-4	0	1	2	4
Martel	0-3	1	0	1	1
Hawthorne	1-3	1	0	3	1
Duncan	0-0	0	1	0	1
<b>Totals</b>	<b>32-71</b>	<b>18</b>	<b>11</b>	<b>82</b>	<b>42</b>

FG%: .459

## Penn State - - 53

Name	FG	FT	PF	TP	RB
Weidenhammer	2-7	0	2	4	1
Hoffman	6-18	2	1	14	3
Arnelle	3-15	5	2	11	10
Fields	1-6	1	1	3	5
Blocker	2-9	1	0	5	7
Rohland	0-0	2	0	2	0
Edwards	0-0	0	0	0	1
Ramsey	1-3	1	4	3	2
Marisa	3-7	2	2	8	6
Hartnett	0-3	0	2	0	2
Watts	1-3	0	2	2	1
Hall	0-1	1	0	1	0
<b>Totals</b>	<b>19-72</b>	<b>15</b>	<b>18</b>	<b>53</b>	<b>46</b>

## SCORE BY PERIODS

Iowa	39	43	82
Penn State	25	28	53

ATTENDANCE: 9,700

IOWA 86, MARQUETTE 81 (*Elite Eight*)

March 12, 1955, Kansas City, MO

## Iowa - - 86

Name	FG	FT	PF	TP	RB
Davis	2-11	3	2	7	4
Cain	5-14	0	4	10	8
Logan	11-20	9	5	31	15
Seaberg	5-8	2	5	12	5
Scheurerman	3-8	5	2	11	7
Schoof	3-8	2	5	8	7
Johnson, C.	1-1	1	0	3	0
George	1-1	1	1	3	0
Hawthorne	0-0	1	0	1	0
<b>Totals</b>	<b>31-71</b>	<b>24</b>	<b>24</b>	<b>86</b>	<b>46</b>

## Marquette - - 81

Name	FG	FT	PF	TP	RB
Hopfensperger	5-11	6	4	16	0
Schulz	5-11	12	4	22	9
Rand	7-11	3	5	17	12
Bugalski	0-5	7	4	7	6
Walczak	1-7	1	3	3	3
O'Keefe	0-1	0	0	0	2
Wittberger	7-14	2	5	16	6
Vanvooren	0-0	0	0	0	0
Sevcik	0-0	0	1	0	1
<b>Totals</b>	<b>25-61</b>	<b>31</b>	<b>26</b>	<b>81</b>	<b>41</b>

## SCORE BY PERIODS

Iowa	46	40	86
Marquette	33	48	81

ATTENDANCE: 9,700

LASALLE 76, IOWA 73 (*Final Four*)

March 18, 1955, Kansas City, MO

## Iowa - - 73

Name	FG	FT	PF	TP
Davis	1	0	2	2
Schoof	3	0	4	6
Cain	8	1	3	17
Logan	7	6	3	20
Seaberg	5	5	2	15
Scheurerman	1	11	3	13
<b>Totals</b>	<b>25</b>	<b>23</b>	<b>17</b>	<b>73</b>

## LaSalle - - 76

Name	FG	FT	PF	TP
O'Malley	1	4	1	6
Maples	1	2	0	4
Singley	5	6	2	16
Blatcher	2	1	5	5
Gola	8	7	4	23
Lewis	5	4	3	14
Greenberg	4	0	4	8
<b>Totals</b>	<b>26</b>	<b>24</b>	<b>19</b>	<b>76</b>

## SCORE BY PERIODS

Iowa	36	37	73
LaSalle	45	31	76

ATTENDANCE: NA

COLORADO 75, IOWA 54 (*Final Four Consolation Game*)

March 19, 1955, Kansas City, MO

## Iowa - - 54

Name	FG	FT	PF	TP
Davis	1	0	3	2
Schoof	2	2	3	6
Cain	4	6	2	14
Ridley	0	0	0	0
Duncan	0	0	1	0
Logan	5	7	1	17
George	0	3	3	3
Seaberg	1	2	1	4
Johnson	0	0	3	0
Martel	1	0	2	2
Scheurerman	2	2	3	6
Hawthorne	0	0	1	0
<b>Totals</b>	<b>16</b>	<b>22</b>	<b>23</b>	<b>54</b>

## Colorado - - 75

Name	FG	FT	PF	TP
Jeangerard	5	4	3	14
Walter	0	0	0	0
Ranglos	6	6	4	18
Yardley	0	0	0	0
Halderson	4	4	4	12
Hannah	1	4	1	6
Mock	3	7	3	13
Mansfield	0	0	0	0
Peterson	3	4	2	10
Grant	1	0	0	2
<b>Totals</b>	<b>23</b>	<b>29</b>	<b>17</b>	<b>75</b>

## SCORE BY PERIODS

Iowa	28	26	54
Colorado	35	40	75

ATTENDANCE: NA



**IOWA 97, MOREHEAD STATE 83 (Sweet 16)**
**March 15, 1956, Iowa City, IA**
**Iowa -- 97**

Name	FG	FT	PF	TP	RB
Cain	8-25	12-13	3	28	14
Schoof	5-13	5-8	3	15	11
Logan	6-21	5-8	2	17	11
Seaberg	4-12	1-1	5	9	7
Scheuerman	6-10	2-3	5	14	5
George	0-4	3-8	4	3	3
Hawthorne	0-7	4-4	4	4	0
Martel	1-4	0-2	3	2	4
Sebolt	0-1	0-1	3	0	1
Paul	1-1	1-2	0	3	1
McConnell	0-2	0-0	2	0	1
Schroeder	0-0	2-2	1	2	2
<b>Totals</b>	<b>31-100</b>	<b>35-52</b>	<b>35</b>	<b>97</b>	<b>60</b>
<b>FG%:</b>	<b>.310</b>	<b>FT%:</b>	<b>.673</b>		

**Morehead State -- 83**

Name	FG	FT	PF	TP	RB
Keleher	0-4	3-4	5	3	3
Hamilton	7-18	5-6	5	19	16
Swartz	8-23	4-6	5	20	12
Gaunce	5-14	14-24	3	24	8
Tolle	2-8	2-4	4	6	4
Carroll	1-3	0-0	2	2	1
Richards	0-2	0-0	2	0	1
Jewell	0-2	2-3	1	2	4
Shimfessel	1-4	1-3	5	3	2
Thompson	1-2	2-3	1	4	3
<b>Totals</b>	<b>25-80</b>	<b>33-53</b>	<b>33</b>	<b>83</b>	<b>54</b>
<b>FG%:</b>	<b>.313</b>	<b>FT%:</b>	<b>.623</b>		

**SCORE BY PERIODS**

Iowa	54	43	97
Morehead State	35	48	83

**ATTENDANCE: 14,500**
**IOWA 89, KENTUCKY 77 (Elite Eight)**
**March 17, 1956, Iowa City, IA**
**Iowa -- 89**

Name	FG	FT	PF	TP	RB
Cain	12-21	10-11	2	34	9
Schoof	2-6	0-0	3	4	3
Logan	6-18	2-6	3	14	13
Seaberg	2-12	5-5	1	9	11
Scheuerman	8-13	6-9	4	22	5
George	3-10	0-1	3	6	11
Hawthorne	0-0	0-0	0	0	0
Martel	0-0	0-0	0	0	0
Sebolt	0-0	0-0	0	0	0
Paul	0-2	0-0	0	0	2
McConnell	0-1	0-0	2	0	1
<b>Totals</b>	<b>33-83</b>	<b>23-32</b>	<b>18</b>	<b>89</b>	<b>55</b>
<b>FG%:</b>	<b>.398</b>	<b>FT%:</b>	<b>.719</b>		

**Kentucky -- 77**

Name	FG	FT	PF	TP	RB
Bird	9-21	5-9	1	23	24
Grawemeyer	2-10	1-1	4	5	7
Burrow	13-23	5-8	3	31	12
Calvert	3-10	1-1	3	7	6
Hatton	2-4	0-3	2	4	1
Johnson	1-9	1-3	1	3	6
Brewer	2-5	0-0	4	4	1
Collinsworth	0-0	0-0	1	0	0
Cassady	0-0	0-0	0	0	0
<b>Totals</b>	<b>32-82</b>	<b>13-25</b>	<b>19</b>	<b>77</b>	<b>57</b>
<b>FG%:</b>	<b>.398</b>	<b>FT%:</b>	<b>.719</b>		

**SCORE BY PERIODS**

Iowa	49	40	89
Kentucky	38	39	77

**ATTENDANCE: 15,375**
**IOWA 83, TEMPLE 76 (Final Four)**
**March 22, 1956, Evanston, IL**
**Iowa -- 83**

Name	FG	FT	PF	TP	RB
Cain	8-20	4-9	1	20	15
Schoof	5-15	8-9	4	18	18
Logan	13-21	10-15	2	36	8
Seaberg	1-7	0-0	4	2	6
Scheuerman	1-2	2-2	4	4	2
Martel	1-4	1-3	0	3	2
<b>Totals</b>	<b>29-70</b>	<b>25-38</b>	<b>15</b>	<b>83</b>	<b>51</b>
<b>FG%:</b>	<b>.414</b>	<b>FT%:</b>	<b>.658</b>		

**Temple -- 76**

Name	FG	FT	PF	TP	RB
Norman	1-8	0-2	4	2	17
Reinfeld	1-6	0-0	2	2	2
Fleming	1-4	0-0	1	4	2
Cohen	3-7	0-1	5	6	12
VanPatton	1-4	0-1	4	2	5
Rodgers	12-29	4-9	3	28	7
Lear	15-30	2-4	4	32	2
<b>Totals</b>	<b>35-88</b>	<b>6-17</b>	<b>23</b>	<b>76</b>	<b>47</b>
<b>FG%:</b>	<b>.398</b>	<b>FT%:</b>	<b>.353</b>		

**SCORE BY PERIODS**

Iowa	39	44	83
Temple	36	40	76

**ATTENDANCE: 10,525**
**SAN FRANCISCO 83, IOWA 71 (National Championship)**
**March 23, 1956, Evanston, IL**
**Iowa -- 71**

Name	FG	FT	PF	TP	RB
Cain	7-25	3-4	1	17	12
Schoof	5-10	4-4	3	14	9
Logan	5-23	2-2	3	12	15
George	0-0	0-0	0	0	0
Seaberg	5-13	7-10	1	17	4
Martel	0-1	0-0	0	0	0
Scheuerman	4-7	3-4	2	11	7
McConnell	0-0	0-0	0	0	1
<b>Totals</b>	<b>26-81</b>	<b>19-24</b>	<b>10</b>	<b>71</b>	<b>48</b>
<b>FG%:</b>	<b>.325</b>	<b>FT%:</b>	<b>.750</b>		

**San Francisco -- 83**

Name	FG	FT	PF	TP	RB
Boldt	7-15	1-2	4	16	5
Baxter	2-6	0-0	0	4	0
Farmer	0-10	0-0	2	0	12
Preaseau	3-4	1-2	3	7	3
Russell	11-24	4-5	2	26	27
Nelson	0-0	0-0	0	0	0
Perry	6-14	2-2	2	14	4
Bush	0-0	0-0	0	0	0
Brown	6-14	4-4	0	16	9
Payne	0-0	0-0	0	0	0
<b>Totals</b>	<b>35-87</b>	<b>13-15</b>	<b>13</b>	<b>83</b>	<b>60</b>
<b>FG%:</b>	<b>.402</b>	<b>FT%:</b>	<b>.813</b>		

**SCORE BY PERIODS**

Iowa	33	38	71
San Francisco	38	45	83

**ATTENDANCE: N/A**

**JACKSONVILLE 104, IOWA 103 (Sweet 16)****March 12, 1970, Columbus, OH****Iowa -- 103**

Name	FG	FT	PF	RB	TP
Vidnovic	8-13	8-11	3	8	24
Johnson	9-19	1-3	3	8	19
Jensen	1-8	2-3	3	4	4
Brown	13-23	1-2	3	4	27
Calabria	7-12	7-8	4	8	21
McGilmer	4-8	0-2	4	3	8
Grabinski	0-0	0-2	0	2	0
Team				9	
<b>Totals</b>	<b>42-83</b>	<b>19-31</b>	<b>20</b>	<b>46</b>	<b>103</b>
<b>FG%:</b>	<b>.506</b>	<b>FT%:</b>	<b>.612</b>		

**Jacksonville -- 104**

Name	FG	FT	PF	RB	TP
Blevins	0-1	0-0	3	1	0
Burrows	11-12	1-2	3	9	23
Gilmore	13-24	4-7	5	17	30
Wedeking	2-8	1-3	1	4	5
Morgan	9-14	5-9	4	4	23
Dublin	2-8	0-0	5	2	4
Nelson	6-7	6-6	1	9	18
McIntyre	0-1	1-2	0	1	1
Baldwin	0-1	0-0	1	0	0
Team				4	
<b>Totals</b>	<b>43-76</b>	<b>18-29</b>	<b>23</b>	<b>51</b>	<b>104</b>
<b>FG%:</b>	<b>.565</b>	<b>FT%:</b>	<b>.620</b>		

**SCORE BY PERIODS**

Iowa	49	54	103
Jacksonville	50	54	104

**ATTENDANCE: 13,937****IOWA 121, NOTRE DAME 106 (Sweet 16 Consolation)****March 14, 1970, Columbus, OH****Iowa -- 121**

Name	FG	FT	PF	RB	TP
Vidnovic	7-14	10-10	1	11	24
Johnson	14-31	3-3	3	9	31
Jensen	2-2	1-1	1	7	5
Brown	8-16	0-0	3	6	16
Calabria	15-22	1-2	3	8	31
McGilmer	6-9	0-0	3	6	12
Schultz	0-1	0-0	0	0	0
Hodge	0-0	2-2	0	0	2
Grabinski	0-1	0-1	1	0	0
Hazley	0-1	0-0	0	1	0
Miller	0-1	0-0	0	1	0
Team				3	
<b>Totals</b>	<b>52-98</b>	<b>17-19</b>	<b>15</b>	<b>52</b>	<b>121</b>
<b>FG%:</b>	<b>.530</b>	<b>FT%:</b>	<b>.894</b>		

**Notre Dame -- 106**

Name	FG	FT	PF	RB	TP
Jones	12-24	0-0	3	8	24
Carr	21-39	3-4	2	10	45
Catlett	3-10	1-1	2	6	7
O'Connell	1-3	0-0	1	0	2
Meehan	1-3	1-1	0	1	3
Ziznewski	2-6	3-4	2	10	7
Sinnott	2-5	6-6	2	3	10
Hinga	2-5	2-2	1	2	6
Gallagher	1-2	0-0	0	2	2
Team				8	
<b>Totals</b>	<b>45-97</b>	<b>16-18</b>	<b>13</b>	<b>50</b>	<b>106</b>
<b>FG%:</b>	<b>.463</b>	<b>FT%:</b>	<b>.888</b>		

**SCORE BY PERIODS**

Iowa	75	46	121
Notre Dame	42	64	106

**ATTENDANCE: 13,865****TOLEDO 74, IOWA 72 (2nd Round)****March 10, 1979, Bloomington, IN****Iowa -- 72**

Name	FG	FT	RB	PF	TP	A	TO	BK	S	MIN
Mayfield	8-11	3-8	5	4	19	1	0	1	1	28
Boyle	2-9	3-6	4	2	7	0	3	0	1	34
Waite	1-2	0-0	3	3	2	0	0	1	0	22
Lester	9-13	5-6	4	4	23	6	3	1	2	38
Peth	1-3	1-2	2	5	3	2	1	0	0	23
Krafcisin	2-4	2-5	6	5	6	2	2	0	1	18
Norman	4-8	0-0	0	5	8	1	2	0	0	17
Brookins	2-3	0-0	2	3	4	0	1	0	0	10
Arnold	0-2	0-0	1	0	0	2	0	0	0	10
Team			6							
<b>Totals</b>	<b>29-55</b>	<b>14-27</b>	<b>33</b>	<b>31</b>	<b>72</b>	<b>14</b>	<b>12</b>	<b>3</b>	<b>5</b>	<b>200</b>
<b>FG%:</b>	<b>.527</b>	<b>FT%:</b>	<b>.519</b>							

**Toledo -- 74**

Name	FG	FT	RB	PF	TP	A	TO	BK	S	MIN
Swaney	5-12	2-2	4	4	12	0	2	1	0	16
Appel	2-4	0-0	3	2	4	1	0	0	0	24
Miller	5-8	8-17	14	4	18	4	2	0	1	40
Joplin	3-7	9-11	0	4	15	3	2	0	3	32
Lehman	2-4	6-8	5	2	10	3	5	0	0	35
Selgo	2-4	2-2	4	5	6	2	1	0	1	23
Knuckles	3-4	1-1	2	2	7	0	6	0	0	15
Garwood	0-0	0-0	0	1	0	0	1	0	0	1
Montague	1-2	0-0	1	0	2	0	0	0	0	14
Team			11							
<b>Totals</b>	<b>23-45</b>	<b>28-41</b>	<b>41</b>	<b>24</b>	<b>74</b>	<b>13</b>	<b>19</b>	<b>1</b>	<b>5</b>	<b>200</b>
<b>FG%:</b>	<b>.511</b>	<b>FT%:</b>	<b>.683</b>							

**SCORE BY PERIODS**

Iowa	41	31	72
Toledo	29	45	74

**ATTENDANCE: 8,500****IOWA 86, VIRGINIA COMMONWEALTH 72 (1st Round)****March 6, 1980, Greensboro, NC****Iowa -- 86**

Name	FG	FT	RB	PF	TP	A	TO	BK	S	MIN
Boyle	8-14	1-3	8	3	17	4	2	0	1	39
Waite	7-14	3-4	10	3	17	2	3	0	1	34
Krafcisin	5-9	0-1	9	3	10	5	4	1	1	32
Lester	4-8	9-13	1	2	17	8	1	0	0	32
Arnold	8-12	7-8	4	3	23	4	0	0	2	36
Hansen	0-0	0-0	1	1	0	1	2	1	0	8
Brookins	1-3	0-0	6	2	2	1	1	1	0	16
Heller	0-0	0-0	0	0	0	0	0	0	0	1
Darsee	0-0	0-0	0	0	0	0	0	0	0	1
Grogan	0-0	0-0	0	0	0	0	0	0	0	1
Team			4							
<b>Totals</b>	<b>33-60</b>	<b>20-29</b>	<b>43</b>	<b>17</b>	<b>86</b>	<b>25</b>	<b>13</b>	<b>3</b>	<b>5</b>	<b>200</b>
<b>FG%:</b>	<b>.550</b>	<b>FT%:</b>	<b>.690</b>							

**Virginia Commonwealth -- 72**

Name	FG	FT	RB	PF	TP	A	TO	BK	S	MIN
Kottak	4-9	2-2	3	5	10	2	0	0	1	33
McCray	9-18	0-1	11	4	18	1	2	2	1	37
Jones	2-5	1-1	7	3	5	0	4	1	0	27
Knight	6-19	1-1	7	4	13	5	2	0	2	33
Sherod	5-11	4-7	3	4	14	5	2	0	2	40
Harris	0-1	2-2	0	2	2	0	0	0	0	5
Stancel	5-7	0-0	3	2	10	1	0	0	0	21
Shropshire	0-0	0-0	0	1	0	0	0	0	0	2
Ringo	0-0	0-0	0	0	0	0	0	0	0	1
Bates	0-0	0-0	0	0	0	0	0	0	0	1
<b>Totals</b>	<b>31-70</b>	<b>10-14</b>	<b>34</b>	<b>25</b>	<b>72</b>	<b>14</b>	<b>10</b>	<b>3</b>	<b>6</b>	<b>200</b>
<b>FG%:</b>	<b>.433</b>	<b>FT%:</b>	<b>.714</b>							

**SCORE BY PERIODS**

Iowa	39	47	86
VCU	28	44	72

**ATTENDANCE: 6,865**

**IOWA 77, NORTH CAROLINA STATE 64 (2nd Round)**  
**March 8, 1980, Greensboro, NC**
**Iowa -- 77**

Name	FG	FT	RB	PF	TP	A	TO	BK	S	MIN
Boyle	3-5	3-5	7	3	9	3	1	0	2	33
Waite	0-4	3-5	4	1	3	0	2	0	0	33
Kraficisin	0-2	7-8	4	1	7	1	1	1	0	18
Lester	6-10	5-6	0	4	17	4	3	0	1	28
Arnold	6-11	6-8	4	1	18	2	0	1	0	39
Hansen	2-5	0-0	2	2	4	3	1	0	1	17
Brookins	7-7	3-5	2	2	17	0	2	2	0	31
Heller	1-1	0-0	0	0	2	0	0	0	0	1
Team			7							
<b>Totals</b>	<b>25-45</b>	<b>27-37</b>	<b>30</b>	<b>14</b>	<b>77</b>	<b>13</b>	<b>10</b>	<b>4</b>	<b>4</b>	<b>200</b>
	FG%:	.556	FT%:	.730						

**North Carolina State -- 64**

Name	FG	FT	RB	PF	TP	A	TO	BK	S	MIN
Whitney	5-16	0-2	11	5	10	4	2	1	0	35
Bailey	0-3	2-2	3	3	2	0	1	0	1	23
Watts	6-6	0-0	4	2	12	1	2	2	0	24
Austin	9-18	0-0	1	4	18	0	3	0	0	23
Lowe	1-3	3-4	0	3	5	10	2	0	1	33
Matthews	3-6	0-0	0	1	6	0	1	0	0	19
Jones	2-4	0-1	4	3	4	2	2	0	1	28
Parzych	0-0	0-0	0	0	0	0	0	0	0	2
Whittenburg	2-4	0-0	1	1	4	0	0	0	0	7
Perry	0-0	0-0	0	0	0	0	0	0	0	2
Nevitt	1-1	0-0	1	3	2	0	0	1	0	3
Weber	0-0	1-1	0	0	1	2	0	0	0	1
Team			4							
<b>Totals</b>	<b>29-61</b>	<b>6-10</b>	<b>29</b>	<b>25</b>	<b>64</b>	<b>19</b>	<b>13</b>	<b>4</b>	<b>3</b>	<b>200</b>
	FG%:	.415	FT%:	.600						

**SCORE BY PERIODS**

Iowa	26	51	77
NC State	29	35	64

**ATTENDANCE: 13,210**
**IOWA 88, SYRACUSE 77 (Sweet 16)**  
**March 14, 1980, Philadelphia, PA**
**Iowa -- 88**

Name	FG	FT	RB	PF	TP	A	TO	BK	S	MIN
Brookins	5-10	11-12	5	4	21	2	1	2	0	31
Boyle	8-12	2-2	5	3	18	0	3	0	0	40
Kraficisin	6-9	2-2	3	5	14	1	0	1	1	23
Lester	3-10	3-5	3	1	9	7	3	0	2	35
Arnold	2-7	8-13	5	1	12	5	1	0	2	35
Hansen	1-2	2-2	1	4	4	3	1	0	0	15
Waite	4-5	2-3	5	2	10	0	3	2	0	21
Team			4							
<b>Totals</b>	<b>29-55</b>	<b>30-39</b>	<b>31</b>	<b>20</b>	<b>88</b>	<b>18</b>	<b>12</b>	<b>5</b>	<b>5</b>	<b>200</b>
	FG%:	.527	FT%:	.760						

**Syracuse -- 77**

Name	FG	FT	RB	PF	TP	A	TO	BK	S	MIN
Stantifer	5-9	4-4	3	4	14	1	3	0	1	31
Orr	10-17	5-5	16	2	25	8	5	0	0	39
Bouie	7-8	4-5	3	5	18	0	2	2	0	19
Moss	4-7	0-0	1	5	8	3	2	0	2	29
Headd	0-7	0-0	3	2	0	3	2	0	0	26
Bruin	1-5	0-0	3	2	2	2	1	0	1	21
Cohen	0-2	0-0	1	4	0	2	1	0	1	13
Schayes	2-7	6-9	2	3	10	1	1	0	0	22
Team			5							
<b>Totals</b>	<b>29-62</b>	<b>19-23</b>	<b>37</b>	<b>28</b>	<b>77</b>	<b>20</b>	<b>17</b>	<b>2</b>	<b>5</b>	<b>200</b>
	FG%:	.468	FT%:	.826						

**SCORE BY PERIODS**

Iowa	40	48	88
Syracuse	33	44	77

**ATTENDANCE: 17,569**
**IOWA 81, GEORGETOWN 80 (Elite Eight)**  
**March 16, 1980, Philadelphia, PA**
**Iowa -- 81**

Name	FG	FT	RB	PF	TP	A	TO	BK	S	MIN
Brookins	10-17	2-2	4	1	22	0	1	1	1	39
Boyle	7-11	0-0	3	4	14	4	1	0	1	34
Kraficisin	1-2	0-1	3	2	2	1	0	1	0	21
Lester	2-7	4-4	2	3	8	9	0	0	1	39
Arnold	5-8	2-2	2	1	12	3	1	0	1	32
Waite	4-4	7-7	4	3	15	2	2	0	0	22
Hansen	2-2	4-4	1	1	8	1	1	0	0	13
Team			2							
<b>Totals</b>	<b>31-51</b>	<b>19-20</b>	<b>21</b>	<b>15</b>	<b>81</b>	<b>20</b>	<b>6</b>	<b>2</b>	<b>4</b>	<b>200</b>
	FG%:	.608	FT%:	.950						

**Georgetown -- 80**

Name	FG	FT	RB	PF	TP	A	TO	BK	S	MIN
Dutch	1-4	0-0	3	3	2	0	0	0	0	12
Shelton	7-10	2-3	5	5	16	0	1	1	0	32
Hancock	2-3	0-0	1	1	4	0	1	0	0	12
Floyd	11-14	9-10	3	0	31	2	1	0	1	36
Doren	5-9	0-0	3	2	10	8	4	0	1	36
Smith	2-5	0-0	0	1	4	2	1	0	0	28
Frazier	4-5	1-1	3	4	9	0	1	0	1	15
Fenlon	0-1	0-0	0	1	0	1	1	0	0	6
Spriggs	0-2	2-2	2	2	2	0	1	1	0	15
Bullis	1-2	0-0	1	0	2	0	0	0	0	6
Team			3							
<b>Totals</b>	<b>33-55</b>	<b>14-16</b>	<b>24</b>	<b>19</b>	<b>80</b>	<b>13</b>	<b>10</b>	<b>2</b>	<b>3</b>	<b>200</b>
	FG%:	.620	FT%:	.875						

**SCORE BY PERIODS**

Iowa	32	49	81
Georgetown	42	38	80

**ATTENDANCE: 15,981**
**LOUISVILLE 80, IOWA 72 (Final Four)**  
**March 22, 1980, Indianapolis, IN**
**Iowa -- 72**

Name	FG	FT	RB	PF	TP	A	TO	BK	S	MIN
Brookins	6-18	2-2	6	5	14	2	2	0	1	33
Boyle	0-8	0-0	7	2	0	5	4	0	2	38
Kraficisin	4-5	4-4	3	5	12	0	1	1	0	32
Lester	4-4	2-2	1	2	10	1	0	0	0	12
Arnold	9-17	2-2	3	1	20	5	1	0	1	39
Waite	4-6	1-1	2	5	9	0	3	0	2	29
Hansen	2-8	3-4	4	2	7	4	0	0	1	17
Gannon	0-0	0-0	0	0	0	0	0	0	0	1
Henry	0-0	0-0	0	1	0	0	0	0	0	1
Team			0							
<b>Totals</b>	<b>29-66</b>	<b>14-15</b>	<b>26</b>	<b>23</b>	<b>72</b>	<b>17</b>	<b>11</b>	<b>1</b>	<b>7</b>	<b>200</b>
	FG%:	.439	FT%:	.933						

**Louisville -- 80**

Name	FG	FT	RB	PF	TP	A	TO	BK	S	MIN
Brown	1-3	0-2	5	4	2	2	4	0	0	29
Smith	3-7	7-8	8	2	13	2	1	0	0	37
McCray	5-7	4-4	9	2	14	3	2	2	2	37
Eaves	2-4	4-5	4	1	8	1	1	0	0	22
Griffith	14-21	6-8	5	1	34	6	4	2	3	36
Wright	1-2	0-0	3	1	2	1	1	0	0	15
Burkman	2-3	3-4	2	3	7	0	5	0	1	22
Branch	0-0	0-0	0	0	0	0	0	0	0	2
Deuser	0-0	0-0	0	0	0	0	0	0	0	1
Cleveland	0-0	0-0	0	0	0	0	0	0	0	1
Pulliam	0-0	0-0	0	0	0	0	0	0	0	1
Team			0							
<b>Totals</b>	<b>28-47</b>	<b>24-31</b>	<b>36</b>	<b>14</b>	<b>80</b>	<b>15</b>	<b>18</b>	<b>4</b>	<b>6</b>	<b>200</b>
	FG%:	.596	FT%:	.774						

**SCORE BY PERIODS**

Iowa	29	43	72
Louisville	34	46	80

**ATTENDANCE: 16,637**



**PURDUE 75, IOWA 58 (Final Four Consolation Game)**  
**March 24, 1980, Indianapolis, IN****Iowa -- 58**

Name	FG	FT	RB	PF	TP	A	TO	BK	S	MIN
Brookins	2-6	0-1	6	5	4	2	2	1	0	20
Waite	3-5	2-5	7	4	8	1	3	1	1	27
Kraficisin	2-8	2-2	6	5	6	1	3	0	1	24
Arnold	8-14	3-5	2	2	19	3	6	0	1	40
Boyle	3-8	3-4	7	4	9	2	3	0	1	36
Hansen	4-13	2-2	4	4	10	3	2	0	1	30
Gannon	1-8	0-0	3	0	2	0	0	0	0	15
Heller	0-2	0-0	1	1	0	0	0	0	0	4
Henry	0-1	0-0	1	1	0	0	1	1	0	4
Grogan	0-0	0-0	0	0	0	0	0	0	0	1
Arens	0-0	0-0	0	0	0	0	0	0	0	1
Darsee	0-0	0-0	0	0	0	0	0	0	0	1
Team			3							
<b>Totals</b>	<b>23-65</b>	<b>12-19</b>	<b>40</b>	<b>26</b>	<b>58</b>	<b>12</b>	<b>20</b>	<b>3</b>	<b>5</b>	<b>200</b>
	FG%:	.354	FT%:	.632						

**Purdue -- 75**

Name	FG	FT	RB	PF	TP	A	TO	BK	S	MIN
Morris	3-3	1-1	1	3	7	3	5	0	1	22
Hallman	4-9	0-3	3	3	8	2	2	0	2	35
Carroll	14-17	7-11	12	3	35	2	7	4	0	37
Edmonson	6-11	5-8	4	2	17	3	4	2	1	35
Walker	0-1	0-0	5	3	0	4	5	0	2	20
Stallings	1-3	2-2	1	1	4	3	0	0	1	12
Walker	1-3	2-3	4	2	4	4	0	0	1	26
Barnes	0-2	0-0	1	0	0	0	0	0	0	5
Others	0-2	0-0	1	3	0	1	0	0	0	8
Team			4							
<b>Totals</b>	<b>29-49</b>	<b>17-28</b>	<b>36</b>	<b>20</b>	<b>75</b>	<b>22</b>	<b>23</b>	<b>6</b>	<b>8</b>	<b>200</b>
	FG%:	.592	FT%:	.607						

**SCORE BY PERIODS**

Iowa	27	31	58
Purdue	32	43	75

ATTENDANCE: 16,637

**WICHITA STATE 60, IOWA 56 (2nd Round)**  
**March 15, 1981, Wichita, KS****Iowa -- 56**

Name	FG	FT	RB	PF	TP	A	TO	BK	S	MIN
Brookins	6-8	4-6	3	3	16	3	2	0	2	35
Waite	2-4	1-1	3	4	3	0	2	0	0	19
Kraficisin	6-13	1-3	7	5	13	0	1	0	2	24
Arnold	5-10	2-2	1	0	12	2	3	0	0	35
Boyle	2-10	0-0	1	5	4	3	3	0	4	35
Carfino	0-1	0-0	1	1	0	0	0	0	0	10
Johnson	1-2	0-0	1	0	2	0	0	0	0	4
Hansen	1-1	0-0	2	2	2	2	3	0	0	14
Gannon	1-5	0-0	6	3	2	0	1	0	1	24
Team			1							
<b>Totals</b>	<b>24-54</b>	<b>8-12</b>	<b>26</b>	<b>23</b>	<b>56</b>	<b>10</b>	<b>15</b>	<b>0</b>	<b>10</b>	<b>200</b>
	FG%:	.444	FT%:	.667						

**Wichita State -- 60**

Name	FG	FT	RB	PF	TP	A	TO	BK	S	MIN
Carr	6-15	8-10	12	3	20	1	3	5	3	39
Jackson	2-5	0-0	3	4	4	2	4	0	1	35
Levingston	10-18	5-8	16	2	25	1	5	0	0	39
Smithson	1-2	4-6	2	3	6	5	2	0	1	40
Martin	2-4	0-0	1	3	4	1	2	0	0	11
Gibbs	0-2	0-0	1	2	0	2	2	0	0	12
Jones	0-1	1-2	2	1	1	0	2	0	0	9
Papke	0-2	0-0	0	2	0	1	0	0	0	14
Denny	0-0	0-0	0	0	0	0	0	0	0	1
Team			2							
<b>Totals</b>	<b>21-49</b>	<b>18-26</b>	<b>39</b>	<b>20</b>	<b>60</b>	<b>13</b>	<b>20</b>	<b>5</b>	<b>5</b>	<b>200</b>
	FG%:	.428	FT%:	.692						

**SCORE BY PERIODS**

Iowa	36	20	56
Wichita State	25	35	60

ATTENDANCE: 10,666

**IOWA 70, NORTHEAST LOUISIANA 63 (1st Round)**  
**March 12, 1982, Pullman, WA****Iowa -- 70**

Name	FG	FT	RB	PF	TP	A	TO	BK	S	MIN
Boyle	4-8	3-3	6	5	11	2	0	1	0	32
Payne	0-6	1-4	14	4	1	0	4	1	0	30
Stokes	5-10	1-2	6	3	11	0	3	3	1	21
Hansen	7-14	5-5	4	4	19	2	7	1	2	31
Arnold	5-9	4-4	4	3	14	1	2	0	0	39
Carfino	4-5	4-4	0	2	12	5	2	0	1	31
Anderson	0-0	0-0	0	0	0	0	0	0	0	1
Gannon	1-5	0-0	2	1	2	2	1	0	0	15
Team			5							
<b>Totals</b>	<b>26-57</b>	<b>18-22</b>	<b>41</b>	<b>22</b>	<b>70</b>	<b>12</b>	<b>19</b>	<b>6</b>	<b>4</b>	<b>200</b>
	FG%:	.456	FT%:	.818						

**Northeast Louisiana -- 63**

Name	FG	FT	RB	PF	TP	A	TO	BK	S	MIN
Wilson	6-15	6-8	10	3	18	1	2	0	1	37
Martin	6-15	4-5	11	1	16	0	4	0	0	40
Morris	5-16	5-6	7	4	15	0	4	0	1	40
Butler	5-10	0-0	2	3	10	0	2	0	0	36
Richard	2-6	0-0	0	5	4	1	3	0	0	32
Douglas	0-2	0-0	0	0	0	1	0	0	0	5
Dean	0-1	0-1	1	1	0	0	1	0	0	7
Williams	0-0	0-0	1	1	0	0	0	0	0	3
<b>Totals</b>	<b>24-65</b>	<b>15-20</b>	<b>38</b>	<b>18</b>	<b>63</b>	<b>3</b>	<b>16</b>	<b>0</b>	<b>2</b>	<b>200</b>
	FG%:	.369	FT%:	.750						

**SCORE BY PERIODS**

Iowa	28	42	70
NE Louisiana	29	34	63

ATTENDANCE: 9,420

**IDAHO 69, IOWA 67 -- OT (2nd Round)**  
**March 14, 1982, Pullman, WA****Iowa -- 67**

Name	FG	FT	RB	PF	TP	A	TO	BK	S	MIN
Hansen	5-12	1-2	4	3	11	1	2	0	0	44
Boyle	5-7	0-0	2	5	10	1	2	0	1	33
Payne	4-11	1-2	7	5	9	4	2	2	0	28
Carfino	4-6	0-0	4	5	8	3	2	0	0	25
Arnold	3-8	2-2	2	3	8	5	1	0	0	45
Berkenpas	1-2	0-0	0	0	2	0	1	0	0	4
Dennard	2-4	2-3	2	1	6	0	0	0	0	11
Anderson	2-4	1-3	2	0	5	1	0	0	0	22
Stokes	2-3	4-7	2	5	8	0	0	0	1	13
Team			9							
<b>Totals</b>	<b>28-57</b>	<b>11-19</b>	<b>34</b>	<b>27</b>	<b>67</b>	<b>15</b>	<b>10</b>	<b>2</b>	<b>2</b>	<b>225</b>
	FG%:	.491	FT%:	.579						

**Idaho -- 69**

Name	FG	FT	RB	PF	TP	A	TO	BK	S	MIN
Herbert	1-6	2-2	3	3	4	1	3	0	0	45
Hopson	7-12	7-10	9	3	21	1	2	1	0	45
Smith	7-10	2-3	8	5	16	1	2	1	0	34
Kellerman	5-9	4-6	2	4	14	2	2	0	1	45
Owens	0-5	12-12	1	2	12	4	5	0	0	45
Prigge	0-2	2-2	0	1	2	0	0	0	0	11
Team			9							
<b>Totals</b>	<b>20-44</b>	<b>29-35</b>	<b>33</b>	<b>18</b>	<b>69</b>	<b>9</b>	<b>14</b>	<b>2</b>	<b>1</b>	<b>225</b>
	FG%:	.455	FT%:	.829						

**SCORE BY PERIODS**

Iowa	23	34	10	67
Idaho	33	24	12	69

ATTENDANCE: 12,340

**IOWA 64, UTAH STATE 59 (1st Round)**
**March 18, 1983, Louisville, KY**
**Iowa - - 64**

Name	FG	FT	RB	PF	TP	A	TO	BK	S	MIN
Payne	2-9	2-2	10	5	6	1	3	2	1	35
Gannon	2-4	5-8	7	1	9	0	0	0	0	39
Stokes	7-12	3-4	9	4	17	0	3	1	1	31
Carfino	1-5	3-6	0	3	5	3	2	0	5	34
Hansen	8-20	8-8	7	3	24	0	1	0	0	38
Anderson	0-1	3-4	1	0	3	1	0	0	0	10
Banks	0-1	0-0	1	3	0	4	0	0	0	9
Berkenpas	0-2	0-0	0	0	0	1	0	0	0	2
Dennard	0-1	0-0	0	1	0	0	0	0	0	2
Team			1							
<b>Totals</b>	<b>20-55</b>	<b>24-32</b>	<b>36</b>	<b>20</b>	<b>64</b>	<b>10</b>	<b>9</b>	<b>3</b>	<b>7</b>	<b>200</b>
	<b>FG%:</b>	<b>.364</b>	<b>FT%:</b>	<b>.750</b>						

**Utah State - - 59**

Name	FG	FT	RB	PF	TP	A	TO	BK	S	MIN
McCullough	4-8	4-4	7	4	12	3	4	0	0	33
Ence	3-6	2-3	5	4	8	3	1	0	1	35
Grant	7-15	3-5	10	2	17	3	3	3	0	37
Washington	2-4	0-0	0	5	4	0	5	0	0	27
McMullin	2-6	0-2	4	3	4	1	1	0	0	35
Harries	1-3	0-0	1	2	2	0	3	1	0	9
Peterson	3-3	0-0	2	2	6	0	1	0	0	11
Rotta	1-2	4-5	1	2	6	0	0	0	0	13
Team			2							
<b>Totals</b>	<b>23-47</b>	<b>13-19</b>	<b>32</b>	<b>24</b>	<b>59</b>	<b>10</b>	<b>18</b>	<b>4</b>	<b>1</b>	<b>200</b>
	<b>FG%:</b>	<b>.489</b>	<b>FT%:</b>	<b>.684</b>						

**SCORE BY PERIODS**

Iowa	30	34	64
Utah State	37	22	59

**ATTENDANCE: 12,745**
**IOWA 77, MISSOURI 63 (2nd Round)**
**March 20, 1983, Louisville, KY**
**Iowa - - 77**

Name	FG	FT	RB	PF	TP	A	TO	BK	S	MIN
Payne	7-12	5-6	7	3	19	1	1	1	2	39
Gannon	4-6	3-5	9	2	11	4	1	0	1	38
Stokes	7-11	8-10	6	2	22	2	1	3	0	39
Carfino	3-4	2-3	5	3	8	2	2	0	2	36
Hansen	4-12	7-8	6	3	15	3	5	0	0	37
Banks	1-1	0-1	1	1	2	1	0	0	0	7
Anderson	0-0	0-0	0	0	0	0	0	0	1	1
King	0-0	0-0	0	0	0	0	0	0	0	1
Dennard	0-0	0-0	1	0	0	0	0	0	0	1
Lohaus	0-0	0-0	0	0	0	0	0	0	0	1
Team			1							
<b>Totals</b>	<b>26-46</b>	<b>25-33</b>	<b>36</b>	<b>14</b>	<b>77</b>	<b>13</b>	<b>10</b>	<b>4</b>	<b>6</b>	<b>200</b>
	<b>FG%:</b>	<b>.565</b>	<b>FT%:</b>	<b>.758</b>						

**Missouri - - 63**

Name	FG	FT	RB	PF	TP	A	TO	BK	S	MIN
Cavener	4-9	1-2	10	4	9	1	4	0	1	37
Jones	2-4	2-2	5	4	6	2	0	0	0	24
Stipanovich	3-11	0-0	8	5	6	1	2	1	1	33
Bridges	5-7	0-1	2	4	10	2	2	0	0	35
Sundvold	14-24	1-2	1	3	29	2	2	0	0	39
Dressler	0-4	0-0	1	2	0	2	0	0	1	18
Walker	0-0	0-0	0	0	0	0	0	0	0	1
Moody	0-2	0-2	0	3	0	1	0	0	0	10
Roundtree	0-0	0-0	0	0	0	0	0	0	0	1
Laurie	1-1	1-2	0	0	3	0	0	0	0	1
Musser	0-0	0-0	1	0	0	0	0	0	0	1
<b>Totals</b>	<b>29-62</b>	<b>5-11</b>	<b>28</b>	<b>25</b>	<b>63</b>	<b>11</b>	<b>10</b>	<b>1</b>	<b>3</b>	<b>200</b>
	<b>FG%:</b>	<b>.468</b>	<b>FT%:</b>	<b>.455</b>						

**SCORE BY PERIODS**

Iowa	32	45	77
Missouri	20	43	63

**ATTENDANCE: 14,105**
**VILLANOVA 55, IOWA 54 (Sweet 16)**
**March 25, 1983, Kansas City, MO**
**Iowa - - 54**

Name	FG	FT	RB	PF	TP	A	TO	BK	S	MIN
Payne	1-6	1-2	2	5	3	1	2	0	0	24
Gannon	2-5	0-0	1	3	4	0	1	0	2	30
Stokes	10-15	2-4	11	3	22	1	3	1	2	39
Carfino	1-7	0-0	5	3	2	5	1	0	4	39
Hansen	9-15	3-4	8	2	21	3	2	0	0	40
Banks	1-4	0-1	2	0	2	0	1	1	1	23
Anderson	0-1	0-0	0-0	0	0	1	0	0	0	5
Team			1							
<b>Totals</b>	<b>24-53</b>	<b>6-11</b>	<b>30</b>	<b>16</b>	<b>54</b>	<b>10</b>	<b>10</b>	<b>2</b>	<b>9</b>	<b>200</b>
	<b>FG%:</b>	<b>.463</b>	<b>FT%:</b>	<b>.545</b>						

**Villanova - - 55**

Name	FG	FT	RB	PF	TP	A	TO	BK	S	MIN
Pressley	1-5	0-0	3	0	2	3	1	1	1	24
Pickney	2-6	4-4	11	4	8	3	1	1	2	38
Pinone	6-12	6-6	9	4	18	1	3	1	1	39
Gringer	5-9	1-4	1	1	11	4	4	0	1	39
McClain	5-9	0-0	1	3	10	1	3	0	1	30
McLain	0-1	2-2	0	2	2	0	1	0	0	9
Hulquin	2-2	0-0	1	4	4	1	0	0	0	11
Dobbs	0-0	0-0	0	0	0	0	0	0	0	1
Team			1							
<b>Totals</b>	<b>21-44</b>	<b>13-16</b>	<b>27</b>	<b>18</b>	<b>55</b>	<b>13</b>	<b>13</b>	<b>3</b>	<b>6</b>	<b>200</b>
	<b>FG%:</b>	<b>.477</b>	<b>FT%:</b>	<b>.813</b>						

**SCORE BY PERIODS**

Iowa	24	30	54
Villanova	24	31	55

**ATTENDANCE: 17,036**
**ARKANSAS 63, IOWA 54 (1st Round)**
**March 14, 1985, Salt Lake City, UT**
**Iowa - - 54**

Name	FG	FT	RB	PF	TP	A	TO	BK	S	MIN
Payne	1-4	0-0	4	2	2	1	2	1	3	33
Lorenzen	1-3	0-2	3	3	2	0	2	0	1	21
Stokes	6-12	2-2	8	5	14	2	5	0	0	32
Banks	3-8	0-1	5	3	6	6	3	0	2	35
Berkenpas	8-17	0-0	2	3	16	2	0	0	4	31
Wright	5-7	4-7	5	3	14	2	3	0	1	25
Reaves	0-2	0-0	0	1	0	1	0	0	1	8
Jones	0-1	0-2	1	2	0	1	0	0	0	3
Moe	0-2	0-0	0	0	0	2	0	0	0	7
Morgan	0-1	0-0	0	0	0	0	1	0	0	1
Snedeker	0-0	0-0	1	1	0	0	0	0	0	3
Hill	0-0	0-0	0	1	0	1	0	0	0	1
Team			4							
<b>Totals</b>	<b>24-57</b>	<b>6-15</b>	<b>33</b>	<b>24</b>	<b>54</b>	<b>18</b>	<b>16</b>	<b>1</b>	<b>12</b>	<b>200</b>
	<b>FG%:</b>	<b>.421</b>	<b>FT%:</b>	<b>.400</b>						

**Arkansas - - 63**

Name	FG	FT	RB	PF	TP	A	TO	BK	S	MIN
Mills	2-6	6-8	3	4	10	5	7	0	1	27
Balentine	6-7	2-2	8	4	14	3	1	0	3	39
Kleine	10-17	5-8	14	3	25	0	3	0	2	38
Hutchinson	0-3	4-7	3	3	4	5	3	0	2	30
Freeman	3-5	0-0	4	0	6	2	2	0	1	28
Rehl	1-2	0-0	0	2	2	1	0	0	0	6
Irvin	1-6	0-0	1	0	2	0	0	0	0	14
Moore	0-0	0-0	1	0	0	0	0	0	0	9
Lang	0-0	0-2	0	2	0	0	1	1	0	8
Poerschke	0-0	0-0	0	0	0	0	0	0	1	1
Team			5							
<b>Totals</b>	<b>23-46</b>	<b>17-27</b>	<b>39</b>	<b>18</b>	<b>63</b>	<b>16</b>	<b>17</b>	<b>1</b>	<b>10</b>	<b>200</b>
	<b>FG%:</b>	<b>.500</b>	<b>FT%:</b>	<b>.629</b>						

**SCORE BY PERIODS**

Iowa	33	21	54
Arkansas	26	37	63

**ATTENDANCE: 6,928**

## NC STATE 66, IOWA 64 (1st Round)

March 14, 1986, Minneapolis, MN

## Iowa -- 64

Name	FG	FT	RB	PF	TP	A	TO	BK	S	MIN
Wright	5-8	5-5	7	5	15	1	2	0	1	33
Marble	5-11	5-12	5	3	15	1	1	1	1	36
Lorenzen	3-5	2-4	5	5	8	0	0	0	0	25
Jones	3-7	2-2	1	1	8	1	1	0	1	30
Banks	8-13	0-0	4	2	16	0	1	0	2	40
Moe	1-3	0-1	0	1	2	1	1	0	0	14
Horton	0-0	0-2	1	4	0	0	0	0	1	10
Lohaus	0-1	0-0	1	0	0	0	1	0	0	11
Others	0-0	0-0	0	0	0	0	0	0	0	2
Team			7							
<b>Totals</b>	<b>25-48</b>	<b>14-26</b>	<b>31</b>	<b>21</b>	<b>64</b>	<b>4</b>	<b>7</b>	<b>1</b>	<b>6</b>	<b>200</b>
	FG%:	.520	FT%:	.538						

## North Carolina State -- 66

Name	FG	FT	RB	PF	TP	A	TO	BK	S	MIN
Bolton	5-7	3-4	6	5	13	2	0	0	0	33
Shackleford	5-10	0-3	8	3	10	0	0	0	1	35
Washburn	8-20	2-7	9	2	18	2	2	0	1	34
McMillan	5-10	5-6	6	4	15	3	4	0	1	40
Myers	2-8	0-0	2	3	4	0	2	0	1	36
Brown	1-2	0-0	2	0	2	0	0	0	0	10
Others	2-4	0-1	2	2	4	1	0	0	1	12
Team			7							
<b>Totals</b>	<b>28-61</b>	<b>10-21</b>	<b>42</b>	<b>19</b>	<b>66</b>	<b>8</b>	<b>8</b>	<b>0</b>	<b>5</b>	<b>200</b>
	FG%:	.459	FT%:	.476						

## SCORE BY PERIODS

Iowa	39	25	64
NC State	36	30	66

ATTENDANCE: 27,444

## IOWA 99, SANTA CLARA 76 (1st Round)

March 13, 1987, Tucson, AZ

## Iowa -- 99

Name	FG	3-PT	FT	RB	PF	TP	A	TO	BK	S	MIN
Wright	1-4	0-0	2-4	3	3	4	0	2	0	1	18
Marble	8-10	0-2	0-0	7	1	16	2	2	1	2	22
Lohaus	2-4	0-1	2-2	1	0	6	1	1	0	0	18
Armstrong	1-3	0-1	0-0	1	1	2	4	1	0	2	18
Gamble	8-8	0-0	2-2	1	2	18	1	0	0	2	18
Moe	3-5	2-3	4-4	4	3	12	1	2	0	0	17
Horton	4-7	0-0	3-4	2	2	11	1	1	0	1	14
Jones	0-4	0-0	4-6	5	2	4	1	1	0	2	15
Lorenzen	4-6	0-1	0-0	4	3	8	1	1	0	1	16
Reaves	2-2	0-0	5-6	3	1	9	0	4	0	1	14
Hill	0-2	0-0	1-2	4	1	1	1	2	0	0	9
Morgan	2-4	0-0	0-0	3	2	4	0	2	0	1	11
Jepsen	1-2	0-0	0-1	3	3	2	0	1	0	0	5
Jewell	1-2	0-0	0-0	0	0	2	1	0	0	0	5
Team				2							
<b>Totals</b>	<b>37-63</b>	<b>2-8</b>	<b>23-31</b>	<b>43</b>	<b>24</b>	<b>99</b>	<b>14</b>	<b>20</b>	<b>1</b>	<b>13</b>	<b>200</b>
	FG%:	.587	3-PT%:	.250	FT%:	.742					

## Santa Clara -- 76

Name	FG	3-PT	FT	RB	PF	TP	A	TO	BK	S	MIN
Gordon	9-14	0-0	6-6	6	3	24	0	3	0	0	37
Moody	0-5	0-2	1-2	2	4	1	1	3	0	0	17
Weiss	2-4	0-0	5-7	2	2	9	1	1	0	0	28
Appiah	1-6	0-0	2-3	2	4	4	2	2	0	0	24
Lane	6-11	2-2	4-4	1	4	18	3	3	0	4	33
Horvath	1-1	0-0	0-0	1	1	2	0	3	0	1	17
Burley	4-12	3-9	0-0	0	3	11	2	4	0	0	20
McPherson	0-2	0-0	0-0	3	1	0	0	1	1	0	13
Others	2-2	1-1	2-4	3	1	7	0	1	0	0	11
Team				3							
<b>Totals</b>	<b>25-57</b>	<b>6-14</b>	<b>20-26</b>	<b>23</b>	<b>23</b>	<b>76</b>	<b>9</b>	<b>21</b>	<b>1</b>	<b>5</b>	<b>200</b>
	FG%:	.439	3-PT%:	.429	FT%:	.769					

## SCORE BY PERIODS

Iowa	51	48	99
Santa Clara	22	54	76

ATTENDANCE: 13,214

## IOWA 84, TEXAS-EL PASO 82 (2nd Round)

March 15, 1987, Tucson, AZ

## Iowa -- 84

Name	FG	3-PT	FT	RB	PF	TP	A	TO	BK	S	MIN
Marble	9-14	0-1	10-11	7	1	28	3	4	1	1	36
Gamble	6-9	0-1	2-3	4	3	14	2	3	0	1	32
Lohaus	2-7	2-4	1-2	5	0	7	2	2	1	1	30
Armstrong	5-8	3-4	3-4	2	0	16	1	3	0	0	29
Wright	2-3	0-0	3-5	4	1	7	1	4	1	0	20
Jones	0-0	0-0	0-0	3	0	0	0	2	0	0	7
Moe	2-4	1-3	0-0	0	1	5	1	1	0	0	12
Horton	1-4	0-0	1-2	6	5	3	1	1	0	0	20
Lorenzen	2-2	0-0	0-2	2	1	4	3	0	0	0	10
Reaves	0-0	0-0	0-0	0	0	1	0	1	0	0	4
Team				4							
<b>Totals</b>	<b>29-51</b>	<b>6-13</b>	<b>20-29</b>	<b>37</b>	<b>12</b>	<b>84</b>	<b>15</b>	<b>20</b>	<b>3</b>	<b>3</b>	<b>200</b>
	FG%:	.569	3-PT%:	.462	FT%:	.690					

## Texas-El Paso -- 82

Name	FG	3-PT	FT	RB	PF	TP	A	TO	BK	S	MIN
Sandle	4-6	0-1	0-0	4	5	8	1	0	0	1	24
Gates	4-13	1-4	1-2	3	4	10	1	1	0	1	31
Richmond	6-11	0-0	6-7	5	2	18	0	1	1	2	29
Hardaway	5-7	1-1	0-0	2	3	11	6	0	1	2	29
Jackson	7-17	2-5	0-1	1	2	16	3	2	0	5	30
Blocker	4-12	1-2	0-2	2	3	9	4	2	0	1	23
Campbell	5-9	0-0	0-0	5	2	10	1	3	0	0	25
Stallworth	0-0	0-0	0-0	0	2	0	0	1	0	1	7
Davis	0-1	0-0	0-0	1	0	0	0	1	0	0	2
Team				5							
<b>Totals</b>	<b>35-76</b>	<b>5-13</b>	<b>7-12</b>	<b>28</b>	<b>23</b>	<b>82</b>	<b>16</b>	<b>11</b>	<b>2</b>	<b>13</b>	<b>200</b>
	FG%:	.461	3-PT%:	.385	FT%:	.583					

## SCORE BY PERIOD

Iowa	38	46	84
Texas-El Paso	42	40	82

ATTENDANCE: 13,214

## IOWA 93, OKLAHOMA 91 -- OT (Sweet 16)

March 20, 1987, Seattle, WA

## Iowa -- 93

Name	FG	3-PT	FT	RB	PF	TP	A	TO	BK	S	MIN
Marble	4-13	0-0	3-5	7	2	11	2	5	0	0	43
Lohaus	4-8	1-2	0-0	5	2	9	3	1	1	1	33
Wright	4-9	0-0	2-2	5	5	10	1	0	1	0	26
Armstrong	4-8	2-4	6-6	3	1	16	10	2	0	1	38
Gamble	11-13	2-2	2-6	3	1	26	4	1	1	2	31
Jones	0-0	0-0	0-0	0	1	0	0	0	0	0	1
Moe	2-8	0-3	1-2	3	1	5	0	1	0	0	18
Horton	2-5	0-0	2-2	4	4	6	1	3	0	2	19
Lorenzen	3-5	0-0	4-4	5	3	10	0	2	0	0	10
Reaves	0-0	0-0	0-0	1	0	0	0	0	0	0	6
Team				6							
<b>Totals</b>	<b>34-69</b>	<b>5-11</b>	<b>20-27</b>	<b>42</b>	<b>20</b>	<b>93</b>	<b>21</b>	<b>15</b>	<b>3</b>	<b>6</b>	<b>225</b>
	FG%:	.493	3-PT%:	.455	FT%:	.741					

## Oklahoma -- 91

Name	FG	3-PT	FT	RB	PF	TP	A	TO	BK	S	MIN
Kennedy	8-16	0-0	0-1	3	4	16	4	2	0	1	40
Johnson	8-12	0-0	4-8	12	3	20	0	4	0	1	36
Grant	6-12	0-0	3-3	7	4	15	1	2	3	0	36
Grace	2-4	0-2	2-2	0	4	6	8	1	0	7	26
McCalister	9-18	7-11	1-5	6	2	26	3	3	0	4	45
King	1-4	0-0	0-1	2	2	2	0	0	2	1	13
Watson	0-0	0-0	0-0	0	1	0	0	0	0	0	4
Sieger	2-6	0-1	2-4	3	1	6	5	1	0	0	25
Team				7							
<b>Totals</b>	<b>36-72</b>	<b>7-14</b>	<b>12-24</b>	<b>40</b>	<b>21</b>	<b>91</b>	<b>21</b>	<b>13</b>	<b>5</b>	<b>14</b>	<b>225</b>
	FG%:	.500	3-PT%:	.500	FT%:	.500					

## SCORE BY PERIODS

Iowa	40	45	8	93
Oklahoma	41	44	6	91

ATTENDANCE: 22,914



**NEVADA-LAS VEGAS 84, IOWA 81 (Elite Eight)**  
**March 22, 1987, Seattle, WA**
**Iowa - - 81**

Name	FG	3-PT	FT	RB	PF	TP	A	TO	BK	S	MN
Marble	3-11	0-1	3-7	6	3	9	5	4	0	1	35
Lohaus	4-6	0-1	4-5	7	2	12	1	2	0	1	29
Wright	3-5	0-0	2-4	3	3	8	4	2	0	2	26
Armstrong	6-12	0-1	6-7	2	1	18	2	1	0	1	32
Gamble	7-11	1-2	3-3	3	4	18	2	4	0	1	27
Reaves	2-2	0-0	0-0	1	1	4	1	2	0	1	8
Jones	0-0	0-0	0-0	0	0	0	0	0	0	0	2
Moe	1-2	1-1	1-2	1	3	4	0	1	0	0	16
Horton	4-5	0-0	0-1	4	2	8	1	1	0	0	14
Lorenzen	0-0	0-0	0-0	1	3	0	2	1	0	0	11
Team				5							
<b>Totals</b>	<b>30-54</b>	<b>2-6</b>	<b>19-29</b>	<b>33</b>	<b>22</b>	<b>81</b>	<b>18</b>	<b>18</b>	<b>0</b>	<b>7</b>	<b>200</b>
	FG%: .556		3-PT%: .333								

**Nevada-Las Vegas - - 84**

Name	FG	3-PT	FT	RB	PF	TP	A	TO	BK	S	MN
Paddio	7-16	4-11	2-2	4	3	20	2	2	0	0	29
Gilliam	11-16	0-0	5-6	10	4	27	0	2	2	2	38
Basnight	3-3	0-0	1-2	2	4	7	0	1	0	1	25
Wade	1-2	1-1	0-0	4	4	3	12	4	0	2	35
Banks	5-20	4-13	3-5	3	1	17	5	1	0	0	37
Robinson	0-0	0-0	0-0	0	0	0	0	0	1	1	4
West	0-0	0-0	0-0	0	1	0	0	0	0	0	1
Graham	3-10	2-5	2-2	1	4	10	2	2	0	0	14
Hudson	0-1	0-0	0-0	6	3	0	1	1	0	0	15
Willard	0-0	0-0	0-0	1	2	0	0	1	0	0	2
Team				2							
<b>Totals</b>	<b>30-68</b>	<b>11-30</b>	<b>13-17</b>	<b>33</b>	<b>26</b>	<b>84</b>	<b>22</b>	<b>15</b>	<b>3</b>	<b>6</b>	<b>200</b>
	FG%: .441		3-PT%: .367								

**SCORE BY PERIODS**

Iowa	58	23	81
UNLV	42	42	84

**ATTENDANCE: 27,914**
**IOWA 102, FLORIDA STATE 98 (1st Round)**  
**March 18, 1988, Los Angeles, CA**
**Iowa - - 102**

Name	FG	3-PT	FT	RB	PF	TP	A	TO	BK	S	MN
Hill	4-5	0-0	2-3	8	2	10	2	2	0	0	26
Marble	3-6	0-0	8-10	7	4	14	1	1	0	0	27
Horton	6-7	0-0	2-4	6	4	14	2	2	0	0	32
Armstrong	8-14	3-6	16-20	0	1	35	3	2	0	1	33
Moe	4-7	2-5	3-4	2	1	13	0	1	0	1	27
Reaves	2-5	1-3	0-0	0	0	5	1	0	0	0	20
Jones	5-8	0-0	1-2	3	2	11	2	1	0	2	22
Morgan	0-1	0-0	0-0	0	0	0	3	0	0	0	13
Team				1							
<b>Totals</b>	<b>32-53</b>	<b>6-14</b>	<b>32-43</b>	<b>27</b>	<b>14</b>	<b>102</b>	<b>14</b>	<b>9</b>	<b>0</b>	<b>4</b>	<b>200</b>
	FG%: .604		3-PT%: .429								

**Florida State - - 98**

Name	FG	3-PT	FT	RB	PF	TP	A	TO	BK	S	MN
Johnson	4-5	3-3	1-1	0	3	12	3	0	0	1	26
Dawson	13-21	0-0	4-5	4	5	30	1	2	0	2	35
Hunter	2-6	0-0	0-0	9	3	4	1	1	0	0	25
Mayes	7-14	2-7	1-2	3	5	17	2	1	0	0	30
McCloud	8-19	5-13	0-1	3	5	21	0	2	0	0	35
Polite	1-3	0-0	2-2	4	1	4	0	2	0	0	16
Fitchett	1-2	1-2	0-0	3	1	3	1	1	0	0	10
Boyd	3-4	1-1	0-0	2	4	7	2	1	0	0	11
Mitchell	0-1	0-0	0-0	1	5	0	0	3	0	0	10
White	0-0	0-0	0-0	0	0	0	0	0	0	0	2
Team				7							
<b>Totals</b>	<b>39-75</b>	<b>12-26</b>	<b>8-11</b>	<b>36</b>	<b>32</b>	<b>98</b>	<b>10</b>	<b>13</b>	<b>0</b>	<b>3</b>	<b>200</b>
	FG%: .520		3-PT%: .462								

**SCORE BY PERIODS**

Iowa	51	51	102
Florida State	46	52	98

**ATTENDANCE: 12,591**
**IOWA 104, NEVADA-LAS VEGAS 86 (2nd Round)**  
**March 20, 1988, Los Angeles, CA**
**Iowa - - 104**

Name	FG	3-PT	FT	RB	PF	TP	A	TO	BK	S	MN
Jones	5-10	0-0	2-2	6	2	12	2	2	0	3	28
Marble	7-12	0-0	8-10	5	0	22	3	1	0	3	30
Horton	10-16	0-0	4-11	9	3	24	0	2	2	0	32
Moe	7-10	3-6	7-9	1	1	24	5	1	0	1	25
Armstrong	2-7	0-3	5-6	2	2	9	7	3	0	2	33
Reaves	0-1	0-1	2-4	5	1	2	2	4	0	1	20
Hill	3-3	0-0	2-2	3	3	8	0	2	0	1	15
Morgan	1-3	0-0	1-2	1	0	3	0	1	0	0	10
Jepsen	0-0	0-0	0-0	0	0	0	0	0	1	0	2
Jewell	0-0	0-0	0-0	0	1	0	0	0	0	0	3
Westen	0-0	0-0	0-0	0	0	0	0	0	0	0	2
Team				2							
<b>Totals</b>	<b>35-62</b>	<b>3-10</b>	<b>31-46</b>	<b>34</b>	<b>13</b>	<b>104</b>	<b>19</b>	<b>16</b>	<b>3</b>	<b>11</b>	<b>200</b>
	FG%: .565		3-PT%: .300								

**Nevada-Las Vegas - - 86**

Name	FG	3-PT	FT	RB	PF	TP	A	TO	BK	S	MN
Basnight	1-1	0-0	0-0	6	5	2	0	4	0	0	15
Paddio	12-26	8-19	2-2	6	3	34	2	0	0	1	38
Todd	0-1	0-0	0-0	3	2	0	0	3	0	0	14
Augmon	5-6	0-0	0-1	10	4	10	4	5	0	2	37
James	8-19	1-5	4-4	2	4	21	4	6	0	2	31
Robinson	2-4	0-0	0-0	4	5	4	0	2	1	0	24
Rossum	4-10	1-3	2-2	2	2	11	1	0	0	0	24
Cvijanovich	2-4	0-2	0-1	1	3	4	0	1	0	1	14
Willard	0-6	0-0	0-0	3	0	0	0	0	1	0	3
Team				4				2			
<b>Totals</b>	<b>34-77</b>	<b>10-29</b>	<b>8-10</b>	<b>41</b>	<b>28</b>	<b>86</b>	<b>11</b>	<b>23</b>	<b>2</b>	<b>6</b>	<b>200</b>
	FG%: .442		3-PT%: .345								

**SCORE BY PERIODS**

Iowa	51	53	104
UNLV	39	47	86

**ATTENDANCE: 12,591**
**ARIZONA 99, IOWA 79 (Sweet 16)**  
**March 25, 1988, Seattle, WA**
**Iowa - - 79**

Name	FG	3-PT	FT	RB	PF	TP	A	TO	BK	S	MN
Jones	4-6	0-1	4-6	6	3	12	3	0	0	1	31
Marble	6-15	0-1	2-3	5	3	14	2	1	0	1	36
Horton	2-5	0-0	0-0	3	5	4	0	2	0	1	22
Moe	4-9	3-8	0-0	1	3	11	1	4	0	1	26
Armstrong	11-21	3-7	2-3	1	1	27	7	5	0	3	34
Hill	4-5	0-0	1-2	7	5	9	0	3	0	0	23
Reaves	1-6	0-3	0-0	3	1	2	1	2	0	1	20
Jewell	0-0	0-0	0-0	2	1	0	0	0	0	0	2
Jepsen	0-0	0-0	0-0	0	0	0	0	0	0	0	2
Morgan	0-0	0-0	0-0	0	1	0	0	0	0	0	4
Team				2							
<b>Totals</b>	<b>32-67</b>	<b>6-20</b>	<b>9-14</b>	<b>30</b>	<b>23</b>	<b>79</b>	<b>14</b>	<b>17</b>	<b>0</b>	<b>8</b>	<b>200</b>
	FG%: .478		3-PT%: .300								

**Arizona - - 99**

Name	FG	3-PT	FT	RB	PF	TP	A	TO	BK	S	MN
Elliott	11-18	1-5	2-2	3	3	25	8	4	0	2	39
Cook	8-12	0-0	3-3	6	2	19	0	1	1	0	31
Tolbert	7-13	0-0	3-4	9	2	17	1	4	0	3	36
Kerr	5-11	5-10	2-3	4	2	17	8	0	0	1	39
McMillan	2-6	2-5	2-2	2	3	8	4	0	0	1	22
Lofton	2-3	1-2	1-2	0	1	6	1	1	0	3	11
Mason	2-3	2-2	0-1	1	0	6	0	1	0	0	8
Turner	0-0	0-0	1-2	1	3	1	0	0	0	0	7
Others	0-0	0-0	0-0	1	0	0	0	2	0	2	7
Team				5							
<b>Totals</b>	<b>37-66</b>	<b>11-24</b>	<b>14-19</b>	<b>32</b>	<b>16</b>	<b>99</b>	<b>22</b>	<b>13</b>	<b>1</b>	<b>12</b>	<b>200</b>
	FG%: .561		3-PT%: .458								

**SCORE BY PERIODS**

Iowa	34	45	79
Arizona	38	61	99

**ATTENDANCE: 23,229**

## IOWA 87, RUTGERS 83 (1st Round)

March 17, 1989, Providence, RI

## Iowa -- 87

Name	FG	3-PT	FT	RB	PF	TP	A	TO	BK	S	MN
Horton	3-7	0-0	1-3	5	4	7	2	3	0	3	31
Bullard	3-4	2-3	1-1	11	1	9	2	4	0	0	29
Jepsen	1-1	0-0	0-0	4	2	2	1	1	0	0	18
Armstrong	12-19	6-9	5-6	2	1	35	5	3	0	3	36
Marble	9-13	1-2	5-7	4	2	24	2	4	0	0	37
Moses	2-4	0-0	0-1	3	2	4	0	0	0	0	18
Lookingbill	1-1	0-0	0-0	2	1	2	0	1	0	1	11
Garner	2-3	0-0	0-1	0	3	4	6	4	0	0	16
Skinner	0-0	0-0	0-0	0	0	0	0	0	0	0	1
Team				1							
Totals	33-52	9-14	12-19	32	16	87	18	20	0	7	200
FG%:	.635	3-PT%:	.643	FT%:	.632						

## Rutgers -- 87

Name	FG	3-PT	FT	RB	PF	TP	A	TO	BK	S	MN
Ward	3-3	0-0	0-1	5	2	6	1	1	0	0	18
Salvage	8-18	4-9	6-6	4	3	26	2	3	0	0	34
Duckett	6-13	0-0	0-0	7	3	12	0	3	2	0	32
Dadlka	4-14	2-9	0-0	0	5	10	4	1	0	6	39
Carter	7-8	0-0	0-1	1	3	14	5	5	0	3	34
Perry	1-3	0-1	0-0	5	3	2	0	1	0	0	21
Everson	0-0	0-0	0-0	0	0	0	0	2	0	0	3
Dixon	1-2	0-0	1-2	1	0	3	1	0	0	0	7
Smith	0-1	0-0	0-0	0	0	0	0	0	0	0	2
McInnis	0-0	0-0	0-0	2	0	0	0	1	0	0	10
Team				2							
Totals	30-62	6-19	7-10	27	19	73	13	17	2	9	200
FG%:	.484	3-PT%:	.316	FT%:	.700						

## SCORE BY PERIODS

Iowa	45	42	87
Rutgers	39	34	73

ATTENDANCE: 12,106

## NC STATE 102, IOWA 96 -- 2OT (2nd Round)

March 19, 1989, Providence, RI

## Iowa -- 96

Name	FG	3-PT	FT	RB	PF	TP	A	TO	BK	S	MN
Horton	13-22	0-1	6-6	12	4	32	3	2	0	1	46
Bullard	2-9	0-3	4-4	4	1	8	4	2	0	0	34
Jepsen	2-3	0-0	0-0	3	2	4	0	0	0	0	21
Armstrong	7-13	2-4	4-4	3	3	20	5	1	1	1	46
Marble	10-23	2-5	2-3	7	3	24	3	2	1	2	44
Moses	0-4	0-0	0-0	1	3	0	0	1	0	0	11
Garner	0-0	0-0	2-2	2	2	2	5	3	0	0	31
Lookingbill	2-2	0-0	2-2	0	4	6	2	0	0	0	17
Team				3							
Totals	36-76	4-13	20-21	35	22	96	22	11	2	4	250
FG%:	.474	3-PT%:	.308	FT%:	.952						

## North Carolina State -- 102

Name	FG	3-PT	FT	RB	PF	TP	A	TO	BK	S	MN
Howard	8-12	0-0	0-0	6	3	16	2	3	2	2	45
Brown	5-7	1-1	3-6	4	5	14	0	1	1	0	43
Lester	4-7	0-0	2-2	9	4	10	1	1	7	1	43
Corchiani	5-8	2-2	4-6	3	4	16	10	3	1	1	49
Monroe	13-21	4-10	10-11	4	2	40	4	1	0	1	47
Weems	1-1	0-0	0-0	0	1	2	2	1	0	0	9
D'Amico	0-1	0-0	0-0	0	1	0	0	0	0	0	7
Hinnart	0-0	0-0	4-4	0	0	4	0	0	0	0	4
Lee	0-0	0-0	0-0	0	0	0	0	1	0	0	3
Team				1							
Totals	36-57	7-13	23-29	27	20	102	19	11	11	5	250
FG%:	.632	3-PT%:	.538	FT%:	.793						

## SCORE BY PERIODS

Iowa	41	34	8	13	96
NC State	31	34	8	19	102

ATTENDANCE: 12,106

## IOWA 76, EAST TENNESSEE STATE 73 (1st Round)

March 14, 1991, Minneapolis, MN

## Iowa -- 76

Name	FG	3-PT	FT	RB	PF	TP	A	TO	BK	S	MN
Davis	3-4	1-1	4-4	4	1	11	0	2	0	2	20
Street	0-3	0-0	2-4	7	2	2	3	2	0	5	23
Winters	3-4	0-0	0-0	6	2	6	1	6	1	0	20
Skinner	4-4	4-4	2-2	3	4	14	3	3	0	0	29
Moses	5-9	2-3	2-2	5	1	14	0	4	0	2	34
Earl	4-9	0-0	10-14	6	4	18	1	3	2	0	32
Smith	2-5	0-1	1-2	2	1	5	1	2	0	0	15
Barnes	3-10	0-1	0-0	3	0	6	1	0	0	2	22
Webb	0-0	0-0	0-0	1	0	0	0	0	0	0	5
Team				2							
Totals	24-48	7-10	21-28	39	15	76	10	22	3	11	200
FG%:	.500	3-PT%:	.700	FT%:	.750						

## East Tennessee State -- 73

Name	FG	3-PT	FT	RB	PF	TP	A	TO	BK	S	MN
English	11-17	0-0	3-3	10	3	25	0	3	0	3	36
Story	2-5	0-1	3-4	4	5	7	0	1	0	3	22
Jones	1-2	0-0	1-4	3	4	3	1	1	1	2	22
Jennings	4-13	3-8	0-0	4	3	11	13	0	0	2	37
Geer	3-7	1-4	0-1	1	1	7	0	1	0	1	22
Pelphrey	3-10	2-6	0-0	1	5	8	1	4	0	1	27
Silvers	2-4	0-0	0-0	0	0	4	1	2	0	1	10
West	3-7	2-6	0-0	1	1	8	1	1	0	1	20
Palmer	0-0	0-0	0-0	0	0	0	1	0	0	0	3
Hayes	0-0	0-0	0-0	0	0	0	0	0	0	0	1
Team				2							
Totals	29-65	8-25	7-12	26	22	73	18	13	1	14	200
FG%:	.446	3-PT%:	.320	FT%:	.583						

## SCORE BY PERIODS

Iowa	33	43	76
E. Tennessee St.	37	36	73

ATTENDANCE: 25,759

## DUKE 85, IOWA 70 (2nd Round)

March 16, 1991, Minneapolis, MN

## Iowa -- 70

Name	FG	3-PT	FT	RB	PF	TP	A	TO	BK	S	MN
Winters	1-3	0-0	0-1	4	2	2	1	0	0	0	18
Moses	10-14	3-4	0-0	0	5	23	0	2	0	1	23
Street	2-2	0-0	1-3	4	4	5	1	3	0	0	25
Davis	5-9	0-0	1-2	3	4	11	0	5	0	1	21
Skinner	1-5	1-5	4-5	0	4	7	3	4	0	0	25
Smith	0-6	0-1	1-2	2	0	1	6	3	0	2	19
Earl	6-9	0-0	3-5	6	4	15	1	2	4	2	32
Webb	0-0	0-0	2-2	0	1	2	0	0	0	0	6
Barnes	2-5	0-2	0-0	2	2	4	3	2	0	1	31
Team				8							
Totals	27-53	4-12	12-20	29	26	70	15	22	4	7	200
FG%:	.509	3-PT%:	.333	FT%:	.600						

## Duke -- 85

Name	FG	3-PT	FT	RB	PF	TP	A	TO	BK	S	MN
Koubek	4-8	1-4	0-0	3	2	9	1	2	0	0	16
Hill	6-11	0-0	2-3	9	2	14	3	3	0	6	30
Laettner	5-7	1-1	8-9	4	4	19	2	2	0	2	31
Hurley	1-6	0-5	2-2	2	3	4	8	1	0	1	35
Hill	6-10	0-0	5-7	5	3	17	0	2	1	0	26
McCaffrey	4-9	0-0	2-4	3	1	10	2	2	0	3	27
Lang	0-0	0-0	1-2	2	2	1	0	1	0	0	7
Davis	3-6	0-0	2-2	5	0	8	2	2	0	0	22
Palmer	1-1	0-0	0-0	0	1	2	0	0	0	0	2
Buckley	0-0	0-0	0-0	2	0	0	0	0	0	0	1
Clark	0-0	0-0	1-4	0	0	1	1	0	0	0	2
Ast	0-0	0-0	0-0	0	0	0	0	0	0	0	1
Totals	30-58	2-10	23-33	35	18	85	19	15	1	12	200
FG%:	.517	3-PT%:	.200	FT%:	.697						

## SCORE BY PERIODS

Iowa	29	41	70
Duke	44	41	85

ATTENDANCE: 28,114

**IOWA 98, TEXAS 92 (1st Round)**
**March 19, 1992, Greensboro, NC**
**Iowa - - 98**

Name	FG	3-PT	FT	RB	PF	TP	A	TO	BK	S	MN
Moses	10-20	0-6	2-4	16	0	22	7	3	0	0	32
Street	6-8	1-2	3-4	9	3	16	0	1	0	1	32
Earl	11-17	0-0	3-6	5	2	25	0	1	3	0	33
Smith	0-0	0-0	1-2	1	1	1	5	2	0	0	21
Barnes	7-15	2-6	5-6	1	1	21	5	3	0	1	30
Skinner	0-0	0-0	0-1	1	1	0	3	1	0	1	19
Winters	3-4	0-0	3-4	3	4	9	1	1	0	1	13
Lookingbill	2-2	0-0	0-0	2	1	4	1	0	0	0	19
Webb	0-0	0-0	0-0	0	0	0	0	0	0	0	1
Team				3				1			
<b>Totals</b>	<b>39-56</b>	<b>3-14</b>	<b>17-27</b>	<b>41</b>	<b>13</b>	<b>98</b>	<b>22</b>	<b>13</b>	<b>3</b>	<b>4</b>	<b>200</b>
	FG%:	.591	3-PT%:	.214		FT%:	.630				

**Texas - - 92**

Name	FG	3-PT	FT	RB	PF	TP	A	TO	BK	S	MN
Williams	6-15	1-3	1-1	3	4	14	1	1	0	2	22
Cambridge	8-14	0-2	0-2	8	1	16	1	5	0	1	32
Burditt	1-2	0-0	0-0	8	3	2	2	0	0	0	39
Tyler	10-19	6-11	0-0	2	4	26	2	6	0	0	39
Rencher	9-20	5-11	3-3	5	5	26	6	1	0	2	34
Penders	0-0	0-0	0-0	0	2	0	0	0	0	0	1
Watson	1-2	1-2	0-0	0	1	3	3	0	0	0	13
Richardson	1-6	0-2	3-4	1	4	5	3	0	0	2	19
Houston	0-0	0-0	0-0	0	0	0	0	0	0	0	1
Team				8							
<b>Totals</b>	<b>36-78</b>	<b>13-31</b>	<b>7-10</b>	<b>35</b>	<b>24</b>	<b>92</b>	<b>18</b>	<b>13</b>	<b>0</b>	<b>7</b>	<b>200</b>
	FG%:	.462	3-PT%:	.419		FT%:	.700				

**SCORE BY PERIODS**

Iowa	49	49	98
Texas	42	50	92

**ATTENDANCE: 15,800**
**DUKE 75, IOWA 62 (2nd Round)**
**March 21, 1992, Greensboro, NC**
**Iowa - - 62**

Name	FG	3-PT	FT	RB	PF	TP	A	TO	BK	S	MN
Moses	5-11	0-1	2-3	3	2	12	2	6	0	3	28
Street	3-3	0-0	1-2	1	5	7	1	0	1	1	19
Earl	8-17	0-0	3-4	12	4	19	0	6	8	3	37
Smith	0-3	0-0	0-0	0	2	0	3	4	0	1	18
Barnes	3-11	2-5	2-2	1	1	10	1	1	0	1	29
Skinner	1-3	1-2	2-2	0	2	5	4	1	0	1	22
Davis	2-4	0-0	0-0	2	0	4	1	0	0	0	9
Winters	0-3	0-1	0-2	5	5	0	2	3	1	2	20
Lookingbill	2-6	1-1	0-0	3	3	5	0	1	0	0	15
Webb	0-1	0-0	0-0	1	1	0	0	0	0	0	3
Team				5							
<b>Totals</b>	<b>24-62</b>	<b>4-10</b>	<b>10-15</b>	<b>33</b>	<b>25</b>	<b>62</b>	<b>14</b>	<b>22</b>	<b>10</b>	<b>12</b>	<b>200</b>
	FG%:	.387	3-PT%:	.400		FT%:	.667				

**Duke - - 75**

Name	FG	3-PT	FT	RB	PF	TP	A	TO	BK	S	MN
Lang	1-3	0-0	0-0	8	3	2	0	3	1	0	23
Davis	6-16	2-6	7-10	10	1	21	0	1	1	2	30
Laettner	6-12	0-2	7-7	8	3	19	1	5	3	4	37
Hurley	4-9	1-4	3-4	4	3	12	9	5	0	1	37
Hill	2-8	0-2	6-8	5	2	10	2	2	0	0	31
Clark	0-0	0-0	0-0	1	3	0	0	1	0	0	2
Blakeney	0-0	0-0	0-0	0	0	0	0	0	0	0	1
Burt	0-1	0-0	0-0	0	0	0	0	0	0	0	1
Hill	3-8	0-0	5-6	4	3	11	0	2	0	1	31
Parks	0-0	0-0	0-0	0	0	0	0	1	3	0	7
Team				6							
<b>Totals</b>	<b>22-57</b>	<b>3-14</b>	<b>28-35</b>	<b>46</b>	<b>18</b>	<b>75</b>	<b>12</b>	<b>20</b>	<b>8</b>	<b>8</b>	<b>200</b>
	FG%:	.386	3-PT%:	.214		FT%:	.800				

**SCORE BY PERIODS**

Iowa	24	38	62
Duke	48	27	75

**ATTENDANCE: 15,800**
**IOWA 82, NORTHEAST LOUISIANA 69 (1st Round)**
**March 19, 1993, Nashville, TN**
**Iowa - - 82**

Name	FG	3-PT	FT	RB	PF	TP	A	TO	BK	S	MN
Winters	6-8	0-0	0-2	8	3	12	1	5	1	1	23
Lookingbill	3-5	0-2	0-0	4	0	6	2	3	0	1	25
Earl	10-18	0-0	3-3	15	1	23	1	3	5	0	32
Smith	0-1	0-0	2-2	3	3	2	3	6	0	2	25
Barnes	5-13	0-0	5-5	8	0	15	2	0	0	0	30
Webb	1-1	0-0	0-0	0	1	2	0	2	0	0	7
Murray	4-5	0-0	2-2	3	1	10	1	2	1	1	20
Millard	2-2	0-0	0-1	1	1	4	0	3	0	0	13
Bartels	1-2	1-2	0-0	2	1	3	2	0	0	3	10
Glasper	1-1	1-1	2-2	0	1	5	1	2	0	0	15
Team				1							
<b>Totals</b>	<b>33-56</b>	<b>2-5</b>	<b>14-17</b>	<b>45</b>	<b>12</b>	<b>82</b>	<b>13</b>	<b>26</b>	<b>7</b>	<b>8</b>	<b>200</b>
	FG%:	.589	3-PT%:	.400		FT%:	.778				

**Northeast Louisiana - - 69**

Name	FG	3-PT	FT	RB	PF	TP	A	TO	BK	S	MN
Davis	2-10	0-6	0-0	3	3	4	2	0	0	1	32
Stephen	6-13	0-0	1-2	5	3	13	2	5	0	2	39
Stuart	10-20	0-1	0-1	5	0	20	2	1	0	2	38
Johnson	8-16	0-1	0-2	4	5	16	4	7	0	3	35
Brown	5-8	3-5	1-1	1	0	14	3	3	0	1	35
Smith	0-1	0-0	0-0	0	1	0	0	0	0	0	2
Redmond	0-2	0-1	0-0	0	4	0	0	1	0	1	14
Enloe	0-0	0-0	0-0	1	1	0	1	0	0	0	4
Murray	1-1	0-0	0-0	0	0	2	0	0	0	0	1
Team				4							
<b>Totals</b>	<b>32-71</b>	<b>3-14</b>	<b>2-6</b>	<b>23</b>	<b>17</b>	<b>69</b>	<b>14</b>	<b>17</b>	<b>0</b>	<b>10</b>	<b>200</b>
	FG%:	.451	3-PT%:	.214		FT%:	.333				

**SCORE BY PERIODS**

Iowa	37	45	82
NE Louisiana	32	37	69

**ATTENDANCE: 14,600**
**WAKE FOREST 84, IOWA 78 (2nd Round)**
**March 21, 1993, Nashville, TN**
**Iowa - - 78**

Name	FG	3-PT	FT	RB	PF	TP	A	TO	BK	S	MN
Winters	2-2	0-0	2-3	2	4	6	2	1	0	1	20
Lookingbill	6-9	3-5	0-0	4	4	15	1	4	0	1	25
Earl	7-12	0-0	2-3	7	2	16	2	1	0	1	34
Smith	3-6	1-3	0-0	1	0	7	9	0	0	0	30
Barnes	4-9	3-6	4-4	2	2	15	3	0	0	0	33
Millard	1-2	0-1	0-0	0	1	2	1	1	0	1	15
Murray	3-8	1-3	4-4	2	1	11	2	1	0	0	27
Glasper	0-0	0-0	0-0	1	1	0	2	0	0	1	10
Webb	2-2	0-0	2-2	1	0	6	0	1	0	0	6
<b>Totals</b>	<b>28-50</b>	<b>8-18</b>	<b>14-16</b>	<b>20</b>	<b>15</b>	<b>78</b>	<b>22</b>	<b>9</b>	<b>0</b>	<b>5</b>	<b>200</b>
	FG%:	.560	3-PT%:	.444		FT%:	.875				

**Wake Forest - - 84**

Name	FG	3-PT	FT	RB	PF	TP	A	TO	BK	S	MN
Owens	5-9	0-0	2-2	4	2	12	2	2	0	0	36
Rogers	12-17	2-5	7-11	10	1	33	0	2	0	2	38
Hicks	2-4	0-0	2-2	4	3	6	3	1	0	3	33
Harrison	1-5	1-4	0-0	1	1	3	4	3	0	0	23
Childress	8-11	5-7	4-4	1	0	25	6	2	0	2	36
Blucas	1-1	1-1	0-2	2	3	3	4	0	0	0	22
Banks	1-1	0-0	0-0	3	0	2	0	0	0	1	12
Team				1							
<b>Totals</b>	<b>30-48</b>	<b>9-17</b>	<b>15-21</b>	<b>26</b>	<b>10</b>	<b>84</b>	<b>19</b>	<b>10</b>	<b>0</b>	<b>8</b>	<b>200</b>
	FG%:	.625	3-PT%:	.529		FT%:	.714				

**SCORE BY PERIODS**

Iowa	38	40	78
Wake Forest	37	47	84

**ATTENDANCE: 14,600**



# IOWA'S NCAA BOX SCORES

## IOWA 81, GEORGE WASHINGTON 79 (1st Round) March 15, 1996, Tempe, AZ

### Iowa - - 81

Name	FG	3-PT	FT	RB	PF	TP	A	TO	BK	S	MN
Murray	5-6	0-0	4-6	7	0	14	5	3	0	2	29
Settles	8-17	1-1	4-6	15	4	21	0	4	0	1	31
Millard	7-10	4-6	2-2	9	3	20	1	2	2	1	32
Woolridge	4-12	0-0	3-5	3	3	11	7	6	0	0	30
Glasper	0-0	0-0	0-0	2	0	0	2	2	0	1	25
Robinson	0-0	0-0	0-0	0	0	0	0	0	0	0	3
Kingsbury	5-13	3-8	1-1	4	2	14	4	2	1	1	24
Koch	0-1	0-0	0-0	2	0	0	0	0	0	0	9
Bowen	0-1	0-0	1-2	0	2	1	0	2	1	0	13
Helmers	0-0	0-0	0-0	1	0	0	0	1	0	0	4
Team				4				1			
<b>Totals</b>	<b>29-60</b>	<b>8-15</b>	<b>15-22</b>	<b>47</b>	<b>14</b>	<b>81</b>	<b>19</b>	<b>23</b>	<b>4</b>	<b>6</b>	<b>200</b>
	FG%:	48.3	3-PT%:	.533			FT%:	.682			

### George Washington - - 79

Name	FG	3-PT	FT	RB	PF	TP	A	TO	BK	S	MN
Brade	2-4	0-0	0-0	0	4	4	3	2	0	2	25
Jones	6-9	0-1	3-6	2	3	15	4	3	0	2	31
Koul	7-9	0-0	2-4	6	5	16	1	1	1	1	29
Rogers	6-13	1-5	1-2	4	3	14	10	3	0	2	40
Evans	8-17	6-11	2-6	3	2	24	1	2	0	2	38
Mescheriakov	3-10	0-0	0-1	7	3	6	3	1	0	2	29
Green	0-0	0-0	0-0	0	0	0	0	0	0	0	2
Williams	0-0	0-0	0-0	0	2	0	0	0	0	0	5
Team				3							
<b>Totals</b>	<b>32-62</b>	<b>7-17</b>	<b>8-19</b>	<b>25</b>	<b>22</b>	<b>79</b>	<b>22</b>	<b>12</b>	<b>1</b>	<b>11</b>	<b>200</b>
	FG%:	.516	3-PT%:	.412			FT%:	.421			

### SCORE BY PERIODS

Iowa	37	44	81
Geo. Washington	36	43	79

ATTENDANCE: 12,462

## ARIZONA 87, IOWA 73 (2nd Round) March 17, 1996, Tempe, AZ

### Iowa - - 73

Name	FG	3-PT	FT	RB	PF	TP	A	TO	BK	S	MN
Murray	2-9	0-1	2-2	5	3	6	2	1	0	0	30
Settles	6-15	0-3	1-3	12	4	13	1	5	0	2	32
Millard	6-11	2-3	0-0	6	2	14	0	1	1	3	32
Woolridge	6-17	0-1	0-0	3	3	12	7	5	0	0	36
Glasper	1-2	1-2	0-0	1	2	3	3	1	0	0	22
Bowen	1-2	0-0	0-2	1	3	2	0	1	0	1	15
Kingsbury	4-11	4-8	4-5	1	2	16	0	0	0	0	22
Koch	2-2	1-1	2-2	1	2	7	3	0	0	0	8
Helmers	0-0	0-0	0-0	1	0	0	0	0	0	0	3
Team				5							
<b>Totals</b>	<b>28-69</b>	<b>8-19</b>	<b>9-14</b>	<b>36</b>	<b>21</b>	<b>73</b>	<b>16</b>	<b>14</b>	<b>1</b>	<b>6</b>	<b>200</b>
	FG%:	.406	3-PT%:	.421			FT%:	.643			

### Arizona - - 87

Name	FG	3-PT	FT	RB	PF	TP	A	TO	BK	S	MN
McLean	4-8	2-5	3-4	6	2	13	1	1	0	1	31
Williams	5-10	1-4	0-0	5	2	11	1	2	1	0	33
Davis	7-11	0-0	3-5	14	2	17	0	1	3	0	37
Simon	5-13	1-7	4-4	1	4	15	6	4	0	2	34
Geary	4-7	3-5	5-6	4	2	16	13	1	2	2	38
Dickerson	5-13	1-4	2-5	4	4	13	3	1	1	1	24
Bramlett	1-1	0-0	0-0	1	0	2	0	0	0	0	2
Terry	0-1	0-1	0-0	0	0	0	0	1	0	0	3
Team				7							
<b>Totals</b>	<b>31-64</b>	<b>8-26</b>	<b>17-24</b>	<b>42</b>	<b>16</b>	<b>87</b>	<b>24</b>	<b>12</b>	<b>7</b>	<b>6</b>	<b>200</b>
	FG%:	.484	3-PT%:	.308			FT%:	.708			

### SCORE BY PERIODS

Iowa	37	36	73
Arizona	48	39	87

ATTENDANCE: 12,441

## IOWA 73, VIRGINIA 60 (1st Round) March 13, 1997, Salt Lake City, UT

### Virginia - - 60

Name	FG	3-PT	FT	RB	PF	TP	A	TO	BK	S	MN
Nolan	4-6	0-0	0-0	3	2	8	1	1	0	0	21
Alexander	3-10	0-3	0-0	3	2	6	2	1	0	0	22
Ducharme	2-4	0-0	4-4	1	0	8	1	0	1	0	25
Staples	1-8	1-6	2-2	4	1	5	2	0	0	0	34
Deane	8-15	4-9	4-4	2	4	24	3	1	0	0	39
Robinson	2-2	0-0	0-0	3	3	4	0	0	0	0	16
Dersch	1-2	1-2	0-0	0	1	3	3	1	1	0	18
Marcaccini	0-1	0-1	0-0	0	0	0	0	1	0	1	11
Hunter	1-2	0-0	0-0	6	1	2	1	0	1	0	8
Other	0-0	0-0	0-0	1	2	0	1	0	0	0	6
Team				4							
<b>Totals</b>	<b>22-50</b>	<b>6-21</b>	<b>10-10</b>	<b>27</b>	<b>16</b>	<b>60</b>	<b>14</b>	<b>5</b>	<b>3</b>	<b>1</b>	<b>200</b>
	FG%:	.440	3-PT%:	.286			FT%:	1.000			

### Iowa - - 73

Name	FG	3-PT	FT	RB	PF	TP	A	TO	BK	S	MN
Bowen	7-11	1-2	0-0	16	1	15	2	0	0	1	26
Moore	4-6	0-0	0-2	2	0	8	1	0	0	0	25
Rucker	8-16	0-0	3-4	5	1	19	1	0	4	0	29
Woolridge	7-16	1-4	2-3	2	1	17	10	0	0	0	32
McCausland	0-3	0-2	0-0	1	0	0	2	0	0	1	28
Bauer	0-0	0-0	1-2	5	2	1	0	0	0	0	13
Luehrsmann	0-6	0-5	3-4	1	0	3	2	1	0	1	19
Koch	4-9	2-5	0-0	4	3	10	3	2	1	0	17
Robinson	0-1	0-0	0-0	1	2	0	0	0	0	0	7
Other	0-1	0-1	0-0	0	0	0	0	0	0	0	4
Team				7							
<b>Totals</b>	<b>30-69</b>	<b>4-19</b>	<b>9-15</b>	<b>44</b>	<b>10</b>	<b>73</b>	<b>21</b>	<b>3</b>	<b>5</b>	<b>3</b>	<b>200</b>
	FG%:	.435	3-PT%:	.211			FT%:	.600			

### SCORE BY PERIODS

Virginia	28	32	60
Iowa	37	36	73

ATTENDANCE: 13,886

## KENTUCKY 75, IOWA 69 (2nd Round) March 15, 1997, Salt Lake City, UT

### Iowa - - 69

Name	FG	3-PT	FT	RB	PF	TP	A	TO	BK	S	MN
Bowen	4-7	0-1	6-8	8	1	14	0	1	0	0	27
Moore	1-2	0-0	0-0	10	2	2	0	3	1	0	26
Rucker	3-12	0-0	4-6	7	1	10	0	2	2	0	33
Woolridge	9-18	3-8	8-10	4	1	29	5	4	1	0	38
McCausland	3-6	3-6	0-0	2	2	9	1	3	0	0	27
Bauer	0-0	0-0	0-0	1	0	0	1	0	0	1	11
Luehrsmann	1-5	1-3	0-0	3	1	3	2	2	0	0	18
Koch	1-4	0-2	0-0	2	4	2	0	3	1	0	18
Robinson	0-0	0-0	0-0	0	0	0	0	0	0	1	2
Team				2				2			
<b>Totals</b>	<b>22-54</b>	<b>7-20</b>	<b>18-24</b>	<b>39</b>	<b>12</b>	<b>69</b>	<b>9</b>	<b>20</b>	<b>5</b>	<b>2</b>	<b>200</b>
	FG%:	.407	3-PT%:	.350			FT%:	.750			

### Kentucky - - 75

Name	FG	3-PT	FT	RB	PF	TP	A	TO	BK	S	MN
Mercer	3-8	1-3	3-6	7	4	10	2	1	0	1	22
Padgett	4-10	1-4	0-0	3	3	9	3	0	0	3	29
Prickett	7-11	0-0	1-1	8	3	15	2	3	1	2	36
Turner	6-16	0-0	1-2	1	2	13	1	1	0	0	27
Eppe	2-10	1-6	0-0	2	2	5	8	1	0	2	36
Edwards	1-2	0-1	0-0	2	1	2	0	3	0	0	18
Mohammed	5-8	0-0	0-0	10	3	10	0	1	2	1	14
Mills	4-7	3-5	0-0	2	2	11	2	1	0	1	17
Magloire	0-0	0-0	0-0	0	1	0	0	1	0	0	1
Team				3							
<b>Totals</b>	<b>32-72</b>	<b>6-19</b>	<b>5-9</b>	<b>38</b>	<b>21</b>	<b>75</b>	<b>18</b>	<b>12</b>	<b>3</b>	<b>10</b>	<b>200</b>
	FG%:	.444	3-PT%:	.316			FT%:	.556			

### SCORE BY PERIODS

Iowa	35	34	69
Kentucky	35	40	75

ATTENDANCE: 14,387

**IOWA 77, ALABAMA-BIRMINGHAM 64 (1st Round)**  
**March 11, 1999, McNichols Sports Arena, Denver, CO**
**Alabama-Birmingham - - 64**

Name	FG	3-PT	FT	RB	PF	TP	A	TO	BK	S	MN
Williams	11-25	1-4	3-5	14	2	26	1	1	0	1	36
Brown	6-10	0-0	4-6	7	3	16	0	1	2	3	33
Ward	0-7	0-2	0-2	4	4	0	6	4	1	1	35
Holmes	1-6	1-4	0-0	1	4	3	4	3	0	2	19
Cobb	2-5	2-5	0-0	2	4	6	4	3	0	1	31
Bass	0-0	0-0	0-0	0	0	0	0	1	0	0	6
Ransom	2-3	0-0	0-0	0	0	4	0	1	0	0	7
Armstrong	0-0	0-0	0-0	1	0	0	0	0	0	0	1
Mitchell	2-5	2-4	1-2	4	2	7	0	2	1	1	19
Jackson	0-2	0-0	2-4	2	2	2	0	0	0	0	12
Team				4							
<b>Totals</b>	<b>24-63</b>	<b>6-19</b>	<b>10-19</b>	<b>39</b>	<b>22</b>	<b>64</b>	<b>15</b>	<b>16</b>	<b>4</b>	<b>9</b>	<b>200</b>
	<b>FG%:</b>	<b>.381</b>	<b>3-PT%:</b>	<b>.316</b>		<b>FT%:</b>		<b>.526</b>			

**Iowa - - 77**

Name	FG	3-PT	FT	RB	PF	TP	A	TO	BK	S	MN
Settles	7-12	3-6	0-0	9	3	17	0	6	0	1	29
Koch	3-5	1-1	5-5	4	3	12	1	2	0	1	25
Bauer	2-3	1-2	1-1	3	0	6	3	2	0	2	23
Luehrsmann	2-8	1-4	0-0	4	1	5	2	3	0	3	22
McCausland	4-8	3-7	2-6	2	2	13	1	0	0	0	26
Rucker	1-3	0-0	0-1	4	0	2	1	2	1	0	11
Jaacks	1-3	1-1	0-1	1	3	3	2	0	0	0	14
Oliver	5-7	2-2	3-6	2	1	15	6	1	0	2	19
Henderson	0-2	0-0	0-0	0	0	0	0	0	0	0	5
Range	1-1	0-0	2-2	2	5	4	1	3	0	1	23
Smith	0-1	0-0	0-0	1	0	0	0	0	0	1	3
Team				6				1			
<b>Totals</b>	<b>26-53</b>	<b>12-23</b>	<b>13-22</b>	<b>38</b>	<b>18</b>	<b>77</b>	<b>17</b>	<b>20</b>	<b>1</b>	<b>11</b>	<b>200</b>
	<b>FG%:</b>	<b>.491</b>	<b>3-PT%:</b>	<b>.522</b>		<b>FT%:</b>		<b>.591</b>			

**SCORE BY PERIODS:**

Alabama-Birmingham	32	32	64
Iowa	37	40	77

**ATTENDANCE: 16,237**
**IOWA 82, ARKANSAS 72 (2nd Round)**
**March 13, 1999, McNichols Sports Arena, Denver, CO**
**Iowa - - 82**

Name	FG	3-PT	FT	RB	PF	TP	A	TO	BK	S	MN
Settles	2-12	0-2	4-5	7	3	8	2	3	0	3	27
Koch	3-8	0-2	6-8	8	3	12	3	2	2	0	25
Bauer	1-1	0-0	0-0	6	1	2	3	1	0	2	24
Oliver	3-7	1-3	10-13	2	1	17	4	2	0	1	27
McCausland	6-10	5-9	0-0	5	1	17	3	2	0	1	31
Rucker	2-5	0-0	0-0	3	1	4	0	1	1	0	12
Jaacks	2-4	0-0	0-1	7	3	4	0	6	0	0	15
Luehrsmann	2-4	1-1	1-2	2	1	6	1	3	0	3	19
Range	5-8	1-1	1-1	4	0	12	2	3	0	2	20
Team				3				1			
<b>Totals</b>	<b>26-59</b>	<b>8-18</b>	<b>22-30</b>	<b>47</b>	<b>14</b>	<b>82</b>	<b>18</b>	<b>24</b>	<b>3</b>	<b>12</b>	<b>200</b>
	<b>FG%:</b>	<b>.441</b>	<b>3-PT%:</b>	<b>.444</b>		<b>FT%:</b>		<b>.733</b>			

**Arkansas - - 72**

Name	FG	3-PT	FT	RB	PF	TP	A	TO	BK	S	MN
Jefferies	0-3	0-1	0-0	1	4	0	0	3	0	1	10
Walker	7-14	6-12	2-2	5	3	22	0	2	0	6	32
Hood	3-9	0-0	3-4	9	2	9	2	3	2	1	35
Reid	8-17	1-6	1-3	2	4	18	11	5	0	1	38
Bradley	3-10	2-9	0-0	4	4	8	1	3	0	1	28
Cleveland	2-5	2-4	0-0	3	4	6	8	3	0	2	22
Dean	1-4	0-2	0-2	1	4	2	0	1	0	0	11
Davis	0-0	0-0	0-0	0	0	0	0	0	0	0	1
Gipson	2-4	1-3	2-2	0	0	7	1	0	0	1	17
Davenport	0-0	0-0	0-0	2	1	0	0	0	2	0	6
Team				5							
<b>Totals</b>	<b>26-66</b>	<b>12-37</b>	<b>8-13</b>	<b>32</b>	<b>26</b>	<b>72</b>	<b>23</b>	<b>20</b>	<b>4</b>	<b>13</b>	<b>200</b>
	<b>FG%:</b>	<b>.394</b>	<b>3-PT%:</b>	<b>.324</b>		<b>FT%:</b>		<b>.615</b>			

**SCORE BY PERIODS:**

Iowa	34	48	82
Arkansas	41	31	72

**ATTENDANCE: 16,237**
**CONNECTICUT 78, IOWA 68 (Sweet 16)**
**March 18, 1999, America West Arena, Phoenix, AZ**
**Iowa - - 68**

Name	FG	3-PT	FT	RB	PF	TP	A	TO	BK	S	MN
Settles	3-11	1-5	4-4	6	4	11	2	3	0	0	24
Bauer	0-0	0-0	0-0	6	1	0	2	0	0	0	21
Koch	5-7	2-3	2-2	3	4	14	1	2	0	0	23
Oliver	2-10	1-4	0-3	2	2	5	2	4	0	0	31
McCausland	3-7	3-7	0-0	0	1	9	1	1	0	2	28
Rucker	4-6	0-0	0-0	6	1	8	0	1	0	0	14
Jaacks	2-5	0-1	3-5	5	2	7	1	3	0	0	16
Range	3-4	0-0	1-2	0	2	7	1	1	0	2	18
Luehrsmann	2-7	1-3	0-0	1	4	5	1	0	0	1	19
Others	1-4	0-0	0-0	2	0	2	0	0	0	1	6
Team				1							
<b>Totals</b>	<b>25-61</b>	<b>8-23</b>	<b>10-16</b>	<b>32</b>	<b>21</b>	<b>68</b>	<b>11</b>	<b>15</b>	<b>0</b>	<b>6</b>	<b>200</b>
	<b>FG%:</b>	<b>.410</b>	<b>3-PT%:</b>	<b>.348</b>		<b>FT%:</b>		<b>.625</b>			

**Connecticut - - 78**

Name	FG	3-PT	FT	RB	PF	TP	A	TO	BK	S	MN
Freeman	4-6	0-0	2-2	6	1	10	0	1	0	2	32
Hamilton	8-17	1-4	7-8	3	2	24	4	2	1	0	38
Voskuhl	1-2	0-0	2-2	4	4	4	0	2	0	0	23
Moore	2-5	1-3	1-2	5	0	6	5	2	0	0	34
El-Amin	6-10	1-2	8-10	3	4	21	5	1	0	2	26
Mouring	4-6	3-4	0-0	3	1	11	4	1	0	0	15
Saunders	1-2	0-0	0-0	2	3	2	0	1	0	0	18
Harrison	0-0	0-0	0-0	0	0	0	0	0	0	0	6
Wane	0-0	0-0	0-0	0	1	0	0	2	1	1	6
Jones	0-0	0-0	0-0	0	0	0	0	0	0	0	2
Team				0							
<b>Totals</b>	<b>26-48</b>	<b>6-13</b>	<b>20-24</b>	<b>26</b>	<b>16</b>	<b>78</b>	<b>18</b>	<b>12</b>	<b>2</b>	<b>5</b>	<b>200</b>
	<b>FG%:</b>	<b>.542</b>	<b>3-PT%:</b>	<b>.462</b>		<b>FT%:</b>		<b>.833</b>			

**SCORE BY PERIODS:**

Iowa	35	33	68
Connecticut	40	38	78

**ATTENDANCE: 17,975**
**IOWA 69, CREIGHTON 56 (1st Round)**
**March 15, 2001, Nassau Coliseum, Uniondale, NY**
**Creighton - - 56**

Name	FG	3-PT	FT	RB	PF	TP	A	TO	BK	S	MN
Taylor	3-8	1-5	0-0	2	2	7	2	1	0	0	25
Korver	2-13	2-13	4-5	7	4	10	1	2	1	0	34
Huss	3-3	0-0	0-0	1	5	6	1	1	1	0	15
Walker	5-13	0-3	1-1	9	4	11	1	2	0	1	30
Sears	3-11	2-7	0-0	0	3	8	4	3	0	2	40
Lindeman	1-1	0-0	0-0	4	3	2	1	0	0	0	14
Klein	0-0	0-0	0-0	0	2	0	0	0	0	0	7
Pyfrom	4-8	0-0	3-4	7	1	11	1	2	1	0	21
Other	0-6	0-0	1-2	4	4	1	0	1	0	0	14
Team				3							
<b>Totals</b>	<b>21-63</b>	<b>5-28</b>	<b>9-12</b>	<b>37</b>	<b>28</b>	<b>56</b>	<b>11</b>	<b>12</b>	<b>3</b>	<b>3</b>	<b>200</b>
	<b>FG%:</b>	<b>.333</b>	<b>3-PT%:</b>	<b>.179</b>		<b>FT%:</b>		<b>.750</b>			

**Iowa - - 69**

Name	FG	3-PT	FT	RB	PF	TP	A	TO	BK	S	MN
Worley	3-6	0-0	6-6	4	5	12	0	4	0	0	30
Henderson	5-7	2-3	4-5	4	1	16	0	2	1	0	36
Evans	3-8	0-0	13-15	7	3	19	1	4	0	0	30
Boyd	1-5	0-3	1-2	3	0	3	3	0	0	1	29
Oliver	5-17	1-5	4-5	6	1	15	4	1	0	2	39
Reiner	0-1	0-0	0-0	1	1	0	0	0	0	0	4
Thompson	0-1	0-0	0-0	1	1	0	0	2	0	0	4
Galloway	0-0	0-0	2-2	1	0	2	0	0	0	0	3
Smith	0-0	0-0	0-0	3	1	0	0	0	0	0	15
Scott	0-0	0-0	0-0	1	1	0	0	0	0	0	2
Sonderleiter	1-1	0-0	0-0	1	1	2	0	0	1	0	8
Team				6							
<b>Totals</b>	<b>18-46</b>	<b>3-11</b>	<b>30-35</b>	<b>38</b>	<b>15</b>	<b>69</b>	<b>8</b>	<b>13</b>	<b>2</b>	<b>3</b>	<b>200</b>
	<b>FG%:</b>	<b>.391</b>	<b>3-PT%:</b>	<b>.273</b>		<b>FT%:</b>		<b>.857</b>			

**SCORE BY PERIODS:**

Creighton	30	26	56
Iowa	32	37	69

**ATTENDANCE: 9,086**

**KENTUCKY 92, IOWA 79 (2nd Round)****March 17, 2001, Nassau Coliseum, Uniondale, NY****Iowa -- 79**

Name	FG	3-PT	FT	RB	PF	TP	A	TO	BK	S	MN
Worley	1-5	0-0	4-5	4	5	6	0	2	0	1	28
Henderson	0-4	0-2	6-8	3	1	6	4	2	0	1	31
Evans	6-14	0-0	6-8	13	4	18	0	4	0	0	37
Boyd	2-8	2-7	0-0	1	1	6	2	3	0	1	33
Oliver	8-14	6-9	4-5	2	4	26	4	0	0	3	39
Thompson	4-5	2-2	1-1	2	4	11	0	1	0	0	13
Smith	1-1	1-1	0-0	1	0	3	2	1	0	1	7
Sonderleiter	0-0	0-0	1-2	1	2	1	0	0	0	0	3
Others	1-1	0-0	0-0	0	1	2	1	1	0	0	9
Team				1							
<b>Totals</b>	<b>23-52</b>	<b>11-21</b>	<b>22-29</b>	<b>28</b>	<b>22</b>	<b>79</b>	<b>13</b>	<b>15</b>	<b>0</b>	<b>7</b>	<b>200</b>
	FG%:	.442	3-PT%:	.524		FT%:	.759				

**Kentucky -- 92**

Name	FG	3-PT	FT	RB	PF	TP	A	TO	BK	S	MN
Bogans	4-11	2-6	2-2	7	2	12	4	4	0	0	33
Prince	9-14	6-8	7-8	4	1	31	7	1	1	0	37
Parker	1-1	0-0	0-0	0	3	2	0	0	0	1	3
Fitch	3-4	1-1	3-4	2	3	10	2	0	0	1	17
Smith	2-6	2-5	2-2	2	3	8	5	2	0	0	35
Blevins	1-2	1-2	0-0	2	3	3	0	2	0	0	19
Daniels	1-3	0-1	0-0	3	1	2	0	1	0	0	14
Stone	1-1	0-0	0-2	3	1	2	0	1	1	0	14
Estill	9-11	1-1	3-5	6	3	22	0	2	2	1	22
Other	0-0	0-0	0-0	0	0	0	1	1	0	0	6
Team				1							
<b>Totals</b>	<b>31-53</b>	<b>13-24</b>	<b>17-23</b>	<b>30</b>	<b>20</b>	<b>92</b>	<b>19</b>	<b>14</b>	<b>4</b>	<b>3</b>	<b>200</b>
	FG%:	.585	3-PT%:	.542		FT%:	.739				

**SCORE BY PERIODS:**

Iowa	33	46	79
Kentucky	45	47	92

**ATTENDANCE: 14,595****CINCINNATI 76, IOWA 64 (1st Round)****March 17, 2005, RCA Dome, Indianapolis, IN****Iowa -- 64**

Name	FG	3-PT	FT	RB	PF	TP	A	TO	BK	S	MN
Brunner	7-17	2-4	4-4	10	3	20	0	0	0	1	32
Hansen	0-0	0-0	0-0	5	4	0	1	0	0	0	16
Haluska	4-13	0-4	2-3	5	2	10	1	1	0	2	37
Horne	4-13	2-6	2-2	4	1	12	1	4	0	1	39
Henderson	1-8	0-1	5-6	3	5	7	1	4	0	1	26
Angle	1-1	0-0	0-0	0	0	2	0	0	0	0	1
Thompson	1-2	0-0	1-2	3	0	3	0	0	0	0	8
Wieck	0-0	0-0	0-0	0	0	0	0	0	0	0	1
Brownlee	0-0	0-0	0-0	0	2	0	0	0	0	0	1
Thomas	0-2	0-0	5-8	9	2	5	0	1	1	1	23
Reed	2-3	1-2	0-0	2	1	5	1	1	0	0	15
Gorney	0-0	0-0	0-0	0	0	0	0	0	0	0	1
Team				2							
<b>Totals</b>	<b>20-59</b>	<b>5-17</b>	<b>19-25</b>	<b>43</b>	<b>20</b>	<b>64</b>	<b>5</b>	<b>11</b>	<b>1</b>	<b>6</b>	<b>200</b>
	FG%:	.339	3-PT%:	.294		FT%:	.760				

**Cincinnati -- 76**

Name	FG	3-PT	FT	RB	PF	TP	A	TO	BK	S	MN
Hicks	5-10	0-1	0-2	9	2	10	2	1	2	1	34
White	4-12	2-5	5-5	6	2	15	4	1	0	1	37
Maxiell	8-11	2-2	4-8	9	2	22	1	1	6	2	36
Williams	5-9	3-5	0-0	4	5	13	4	1	0	1	35
Muhammad	2-8	1-3	4-6	2	3	9	6	2	0	0	31
Kirkland	1-5	1-2	0-0	1	4	3	1	1	0	0	17
Bright	2-2	0-0	0-1	3	1	4	0	1	0	0	10
Others	0-0	0-0	0-0	0	0	0	0	0	0	0	13
Team				2							
<b>Totals</b>	<b>27-57</b>	<b>9-18</b>	<b>13-22</b>	<b>36</b>	<b>19</b>	<b>76</b>	<b>18</b>	<b>8</b>	<b>8</b>	<b>5</b>	<b>200</b>
	FG%:	.474	3-PT%:	.500		FT%:	.591				

**SCORE BY PERIODS:**

Iowa	22	42	64
Cincinnati	32	44	76

**ATTENDANCE: 27,284****NORTHWESTERN STATE 64, IOWA 63 (1st Round)****March 17, 2006, The Palace at Auburn Hills, Auburn Hills, MI****Northwestern State -- 64**

Name	FG	3-PT	FT	RB	PF	TP	A	TO	BK	S	MN
Lee	7-15	4-6	0-0	2	3	18	1	3	0	1	27
Allen	3-6	0-0	1-5	4	5	7	0	2	0	1	22
Mitchell	1-3	1-2	2-2	6	2	5	6	3	0	2	31
Rogers	2-9	1-3	6-6	3	2	11	8	1	1	1	27
Wallace	4-8	2-5	0-0	4	1	10	0	0	0	3	24
Spencer	1-2	0-0	0-0	0	3	2	0	0	0	0	9
Jones	1-3	0-1	0-0	3	1	2	1	0	0	0	15
Forges	2-6	0-3	0-0	1	2	4	0	1	1	0	14
Bargeman	1-5	0-2	0-0	0	0	2	0	0	0	0	16
Dyer	1-2	1-1	0-0	0	1	3	1	0	2	0	11
Ross	0-1	0-0	0-1	3	1	0	0	1	0	1	4
Team				5							
<b>Totals</b>	<b>23-60</b>	<b>9-23</b>	<b>9-14</b>	<b>31</b>	<b>21</b>	<b>64</b>	<b>17</b>	<b>11</b>	<b>4</b>	<b>9</b>	<b>200</b>
	FG%:	.383	FT%:	.643		3PT%:	.391				

**Iowa -- 63**

Name	FG	3-PT	FT	RB	PF	TP	A	TO	BK	S	MN
Brunner	5-8	0-1	6-9	10	3	16	1	1	1	0	30
Hansen	2-4	0-0	2-2	5	1	6	0	5	2	0	19
Haluska	6-10	5-9	3-3	3	1	20	2	2	0	0	37
Horne	4-13	1-7	2-2	5	1	11	4	3	0	3	39
Henderson	0-2	0-1	3-4	4	4	3	2	3	0	0	34
Thompson	0-1	0-0	0-0	3	1	0	0	2	0	1	10
Freeman	0-0	0-0	0-0	1	2	0	1	2	0	0	8
Thomas	1-3	0-0	5-6	4	4	7	0	0	2	0	21
Reed	0-0	0-0	0-0	0	0	0	0	0	0	0	2
Team				1							
<b>Totals</b>	<b>18-41</b>	<b>6-18</b>	<b>21-26</b>	<b>36</b>	<b>17</b>	<b>63</b>	<b>10</b>	<b>19</b>	<b>5</b>	<b>4</b>	<b>200</b>
	FG%:	.439	FT%:	.808		3-PT:	.333				

**SCORE BY PERIODS:**

Northwestern State	24	40	64
Iowa	28	35	63

**ATTENDANCE: 18,456****TENNESSEE 78, IOWA 65 -- OT (1st Round)****March 19, 2014, Dayton Arena, Dayton, OH****Iowa -- 65**

Name	FG	3-PT	FT	RB	PF	TP	A	TO	BK	S	MN
Basabe	0-2	0-0	0-0	4	4	0	0	1	0	0	9
White	1-5	0-1	5-6	7	3	7	2	1	1	0	36
Woodbury	8-11	0-0	0-0	8	4	16	1	1	0	0	30
Marble	3-15	0-6	1-1	1	2	7	5	0	0	1	36
Gesell	0-4	0-1	0-0	1	4	0	4	0	0	0	19
Olaseni	1-1	0-0	1-2	0	3	3	0	1	0	0	16
Oglesby	2-5	1-3	0-0	0	2	5	1	1	0	0	17
Jok	4-5	2-3	0-0	0	0	10	0	0	0	1	16
Clemmons	1-1	0-0	0-0	1	1	2	0	1	0	0	4
McCabe	2-5	1-2	4-4	6	5	9	1	0	0	0	22
Uthoff	2-4	0-0	2-2	1	0	6	0	0	1	0	20
Team				1							
<b>Totals</b>	<b>24-58</b>	<b>4-16</b>	<b>13-15</b>	<b>30</b>	<b>28</b>	<b>65</b>	<b>14</b>	<b>6</b>	<b>2</b>	<b>2</b>	<b>225</b>
	FG%:	.414	FT%:	.867		3PT%:	.250				

**Tennessee -- 78**

Name	FG	3-PT	FT	RB	PF	TP	A	TO	BK	S	MN
Stokes	5-7	0-0	8-11	13	2	18	0	0	0	0	39
Maymon	3-4	0-0	3-4	7	2	9	2	2	0	0	41
Richardson	6-13	1-5	4-4	8	3	17	2	2	0	1	32
Barton	2-8	2-6	4-4	1	2	10	2	0	0	0	32
McRae	6-15	2-6	6-7	4	0	20	3	3	1	0	42
Moore	2-3	0-1	0-0	2	0	4	3	0	0	0	14
Ndiaye	0-0	0-0	0-0	0	0	0	0	0	0	0	1
Thompson	0-2	0-1	0-0	0	2	0	0	0	0	1	12
Davis	0-0	0-0	0-0	1	0	0	0	0	0	0	1
Reese	0-2	0-2	0-0	0	3	0	1	0	0	0	9
Lopez	0-0	0-0	0-0	0	0	0	0	0	0	0	1
Campbell	0-0	0-0	0-0	0	0	0	0	0	0	0	1
Team				1							
<b>Totals</b>	<b>24-54</b>	<b>5-21</b>	<b>25-30</b>	<b>37</b>	<b>14</b>	<b>78</b>	<b>13</b>	<b>8</b>	<b>1</b>	<b>2</b>	<b>225</b>
	FG%:	.444	FT%:	.833		3-PT:	.238				

**SCORE BY PERIODS:**

Iowa	29	35	1	65
Tennessee	26	38	14	78

**ATTENDANCE: 11,534**



**IOWA 83, DAVIDSON 52 (2nd Round)**  
**March 20, 2015, KeyArena, Seattle, WA**

**Davidson -- 52**

Name	FG	3-PT	FT	RB	PF	TP	A	TO	BK	S	MN
Aldridge	6-13	2-7	0-0	2	2	14	2	0	1	0	37
Sullivan	3-14	2-5	0-0	3	2	8	4	1	0	0	40
Kalinoski	2-9	0-4	1-1	6	4	5	2	0	0	0	28
Barham	4-8	0-0	1-4	7	2	9	1	0	1	0	26
Gibbs	5-14	2-9	2-2	2	1	14	4	5	0	0	36
Ekwu	0-0	0-0	0-0	1	0	0	0	0	0	0	2
Watkins	0-1	0-1	0-0	0	1	0	0	0	0	0	3
Michelsen	0-2	0-2	0-0	1	0	0	0	0	0	0	9
Mackay	0-0	0-0	0-0	0	0	0	0	0	0	0	1
McAuliffe	1-2	0-0	0-3	5	3	2	0	0	2	1	18
Team				3							
<b>Totals</b>	<b>21-63</b>	<b>6-28</b>	<b>4-10</b>	<b>30</b>	<b>15</b>	<b>52</b>	<b>13</b>	<b>6</b>	<b>4</b>	<b>1</b>	<b>200</b>
	<b>FG%: .333</b>	<b>FT%: .400</b>	<b>3PT%: .214</b>								

**Iowa -- 83**

Name	FG	3-PT	FT	RB	PF	TP	A	TO	BK	S	MN
Uthoff	4-12	0-2	0-0	9	1	8	1	1	1	0	29
White	11-14	1-2	3-3	6	0	26	2	1	1	1	35
Woodbury	4-6	0-0	0-1	8	2	8	1	1	0	1	21
Jok	5-11	2-6	0-0	5	1	12	0	0	0	0	29
Gesell	6-12	1-2	2-3	2	1	15	6	0	0	0	28
Olaseni	2-6	0-0	2-3	6	2	6	0	1	3	0	18
Rose	0-0	0-0	0-0	0	0	0	1	0	0	0	2
Oglesby	0-2	0-0	0-0	0	2	0	0	0	0	0	15
Clemmons	1-4	1-3	0-0	3	2	3	1	1	0	1	17
Denning	1-1	1-1	0-0	0	0	3	0	0	0	0	1
Ukah	0-0	0-0	0-0	1	0	0	0	0	0	0	1
Uhl	1-1	0-0	0-0	2	0	0	0	0	0	0	4
Team				4							
<b>Totals</b>	<b>35-69</b>	<b>6-16</b>	<b>7-10</b>	<b>46</b>	<b>11</b>	<b>83</b>	<b>12</b>	<b>5</b>	<b>5</b>	<b>3</b>	<b>200</b>
	<b>FG%: .507</b>	<b>FT%: .700</b>	<b>3-PT: .375</b>								

**SCORE BY PERIODS:**

Davidson	29	23	52
Iowa	38	45	83

**ATTENDANCE: 14,852**

**GONZAGA 87, IOWA 68 (3rd Round)**  
**March 22, 2015, KeyArena, Seattle, WA**

**Iowa -- 65**

Name	FG	3-PT	FT	RB	PF	TP	A	TO	BK	S	MN
Uthoff	10-19	0-3	0-0	8	0	20	1	0	1	0	38
White	7-13	2-3	3-3	1	3	19	1	1	0	3	38
Woodbury	1-2	0-0	0-0	3	5	2	0	1	1	0	18
Jok	1-6	0-3	2-2	0	2	4	1	2	0	0	15
Gesell	4-10	0-1	1-2	1	1	9	5	4	0	0	33
Olaseni	2-5	0-0	0-1	2	5	4	1	2	1	0	19
Oglesby	0-1	0-1	0-0	1	1	0	0	1	0	0	9
Clemmons	3-4	3-4	1-2	3	0	10	1	0	0	1	25
Uhl	0-0	0-0	0-0	0	0	0	0	0	0	0	5
Team				3							
<b>Totals</b>	<b>28-60</b>	<b>5-15</b>	<b>7-10</b>	<b>22</b>	<b>17</b>	<b>68</b>	<b>10</b>	<b>11</b>	<b>3</b>	<b>4</b>	<b>200</b>
	<b>FG%: .467</b>	<b>FT%: .700</b>	<b>3PT%: .333</b>								

**Gonzaga -- 87**

Name	FG	3-PT	FT	RB	PF	TP	A	TO	BK	S	MN
Wiltjer	10-12	4-6	0-0	7	3	24	1	1	0	0	25
Karnowski	4-6	0-0	1-4	4	0	9	4	3	2	1	27
Pangos	5-12	4-7	2-2	2	2	16	3	2	0	0	37
Bell Jr.	3-6	2-3	2-2	2	1	10	4	1	0	2	28
Wesley	2-3	0-0	1-2	2	0	5	2	2	0	0	20
Melson	0-0	0-0	0-0	0	0	0	0	0	0	0	3
Nunez	1-1	0-0	0-0	0	0	2	0	0	0	0	1
Dranginis	1-2	0-0	1-2	2	1	3	4	2	0	1	20
Sabonis	6-10	0-0	6-8	9	3	18	0	0	0	0	27
McClellan	0-0	0-0	0-1	3	1	0	2	0	0	0	12
Team				3							
<b>Totals</b>	<b>32-52</b>	<b>10-16</b>	<b>13-21</b>	<b>34</b>	<b>11</b>	<b>87</b>	<b>20</b>	<b>11</b>	<b>2</b>	<b>4</b>	<b>200</b>
	<b>FG%: .615</b>	<b>FT%: .619</b>	<b>3-PT: .625</b>								

**SCORE BY PERIODS:**

Iowa	29	39	68
Gonzaga	46	41	87

**ATTENDANCE: 14,901**



*Iowa advanced to the third round of the NCAA Tournament in Seattle, Washington, in 2015.*

# IOWA'S NIT BOX SCORES

## IOWA 73, TEMPLE - - 71

Nov. 15, 1990, Carver-Hawkeye Arena, Iowa City, IA (Pre-Season)

### Temple - - 71

Name	FG	3-PT	FT	RB	PF	TP	A	TO	BK	S	MN
Harden	1-3	1-3	0-0	1	0	3	1	1	0	1	13
Macon	3-15	2-5	0-1	5	1	8	5	2	0	5	40
Hodge	9-9	0-0	1-1	11	2	19	0	3	0	0	29
Kilgore	3-10	1-4	0-2	2	3	7	5	4	1	2	40
Strickland	3-12	0-0	2-2	8	4	8	2	0	1	1	32
Carstarphen	7-13	5-10	0-0	1	2	19	3	0	0	2	30
Lovelace	0-0	0-0	0-0	0	2	0	0	0	0	0	6
Spears	3-3	0-0	1-2	1	4	7	0	0	1	0	8
Post	0-1	0-0	0-0	0	2	0	0	0	0	0	2
Team				2							
<b>Totals</b>	<b>29-66</b>	<b>9-22</b>	<b>4-8</b>	<b>31</b>	<b>20</b>	<b>71</b>	<b>16</b>	<b>10</b>	<b>3</b>	<b>11</b>	<b>200</b>
FG%:	.439	3-PT%:	.410	FT%:	.500						

### Iowa - - 73

Name	FG	3-PT	FT	RB	PF	TP	A	TO	BK	S	MN
Skinner	1-2	0-1	0-0	2	0	2	6	0	0	0	22
Barnes	6-13	3-7	0-0	4	0	15	3	1	0	1	27
Earl	7-10	0-0	4-5	5	4	18	1	7	1	1	24
Moses	3-8	0-1	3-4	1	1	0	2	2	0	0	25
Street	0-2	0-0	0-0	0	2	0	0	0	0	0	9
Tubbs	2-2	0-0	0-0	5	5	4	1	0	2	0	13
Webb	3-3	0-0	3-5	6	1	9	1	1	0	0	24
Winters	1-2	0-0	0-0	5	0	2	0	1	1	0	10
Davis	1-2	0-0	0-1	3	1	2	1	1	0	0	9
Smith	1-2	1-1	0-2	1	0	3	4	1	0	1	18
Lusk	3-4	0-0	1-4	1	0	7	2	2	0	1	13
Lookingbill	0-1	0-0	2-2	1	1	2	2	0	1	0	6
<b>Totals</b>	<b>28-51</b>	<b>4-10</b>	<b>13-23</b>	<b>36</b>	<b>16</b>	<b>73</b>	<b>23</b>	<b>16</b>	<b>5</b>	<b>4</b>	<b>200</b>
FG%:	.549	3-PT%:	.400	FT%:	.565						

### Score by Periods:

Temple	41	30	71
Iowa	46	27	73

ATTENDANCE: 7,356

## NOTRE DAME 77, IOWA 68

Nov. 17, 1990, JAC Center, South Bend, IN (Pre-Season)

### Iowa - - 68

Name	FG	3-PT	FT	RB	PF	TP	A	TO	BK	S	MN
Moses	5-10	1-4	0-1	3	5	11	1	5	0	1	24
Street	0-3	0-0	0-0	2	1	0	0	1	0	0	9
Tubbs	2-3	0-0	0-0	1	3	4	1	0	0	0	17
Skinner	1-6	1-5	0-0	2	1	3	2	0	0	1	24
Barnes	2-7	0-1	1-3	4	2	5	5	0	0	1	26
Smith	3-6	1-3	0-0	2	0	7	1	1	0	3	16
Lusk	4-5	0-0	2-2	2	4	10	1	5	0	0	17
Davis	4-4	0-0	0-0	1	2	8	0	0	0	0	12
Winters	3-4	0-0	0-3	3	1	6	0	1	0	0	12
Lookingbill	0-1	0-1	2-2	1	1	2	0	0	0	1	3
Webb	1-3	0-0	1-2	4	2	3	1	0	0	0	17
Earl	2-7	0-0	5-6	7	3	9	1	4	2	2	23
Team				3							
<b>Totals</b>	<b>27-59</b>	<b>3-14</b>	<b>11-19</b>	<b>35</b>	<b>25</b>	<b>68</b>	<b>13</b>	<b>17</b>	<b>2</b>	<b>9</b>	<b>200</b>
FG%:	.458	3-PT%:	.214	FT%:	.579						

### Notre Dame - - 77

Name	FG	3-PT	FT	RB	PF	TP	A	TO	BK	S	MN
Ellis	5-12	1-1	9-10	8	3	20	1	4	2	0	35
Sweet	5-7	0-0	2-2	3	1	12	0	2	0	0	22
Tower	2-3	0-0	0-0	3	4	4	1	1	1	0	27
Singleton	2-5	0-0	2-2	4	4	6	9	4	0	1	36
Bennett	7-14	3-3	4-8	6	2	21	5	2	0	2	36
Boyer	0-2	0-1	2-2	0	0	2	1	0	0	0	3
Ellery	3-6	0-2	4-6	3	3	10	0	0	0	1	26
Cozen	0-0	0-0	0-0	1	0	0	0	2	0	0	6
Ross	1-1	0-0	0-0	0	1	2	0	0	0	0	6
Ross	0-0	0-0	0-0	1	1	0	0	0	0	0	3
Team				2							
<b>Totals</b>	<b>25-50</b>	<b>4-7</b>	<b>23-30</b>	<b>31</b>	<b>19</b>	<b>77</b>	<b>17</b>	<b>15</b>	<b>3</b>	<b>4</b>	<b>200</b>
FG%:	.500	3-PT%:	.571	FT%:	.767						

### Score by Periods:

Iowa	30	38	68
Notre Dame	35	42	77

ATTENDANCE: 6,608

## IOWA 96, DEPAUL 87

March 15, 1995, Mark of the Quad Cities, Moline, IL

### DePaul - - 87

Name	FG	3-PT	FT	RB	PF	TP	A	TO	BK	S	MN
Macon	2-4	0-0	1-2	2	2	5	1	2	0	0	32
Kleinschmidt	7-17	1-6	4-6	6	2	19	5	3	0	0	33
Bowden	9-12	0-0	0-0	4	2	18	2	2	1	1	29
Cole	5-15	2-10	5-6	2	4	17	9	4	0	2	39
Patton	2-4	1-1	2-2	4	2	7	2	4	0	2	25
Currie	3-4	0-0	2-5	4	1	8	2	1	1	2	18
Watts	3-5	0-2	1-1	0	3	7	2	0	0	1	15
Singer	2-3	2-3	0-0	2	1	6	0	0	0	0	9
Team				1							
<b>Totals</b>	<b>33-64</b>	<b>6-22</b>	<b>15-22</b>	<b>26</b>	<b>17</b>	<b>87</b>	<b>23</b>	<b>17</b>	<b>2</b>	<b>8</b>	<b>200</b>
FG%:	.515	3-PT%:	.270	FT%:	.681						

### Iowa - - 96

Name	FG	3-PT	FT	RB	PF	TP	A	TO	BK	S	MN
Murray	5-9	0-0	2-2	3	3	12	0	3	1	2	30
Settles	7-12	0-4	4-4	9	2	18	5	6	0	0	28
Bartels	6-8	3-5	2-2	7	1	17	3	0	0	5	30
Woolridge	5-11	0-1	7-8	4	3	17	10	1	0	1	31
Kingsbury	6-15	3-11	4-4	2	1	19	2	2	0	1	33
Glasper	0-0	0-0	2-2	2	0	2	1	1	0	0	9
Bowen	1-3	0-0	0-0	5	2	2	2	1	2	0	13
Skillett	2-3	0-0	0-0	1	1	4	0	0	0	0	8
Carter	1-2	0-0	0-0	2	1	2	0	0	0	0	11
Millard	1-1	0-0	1-1	1	2	3	1	1	0	1	7
Team				0				2			
<b>Totals</b>	<b>34-64</b>	<b>6-21</b>	<b>22-23</b>	<b>40</b>	<b>16</b>	<b>96</b>	<b>24</b>	<b>17</b>	<b>3</b>	<b>10</b>	<b>200</b>
FG%:	.531	3-PT%:	.286	FT%:	.956						

### Score by Periods:

DePaul	34	53	87
Iowa	46	50	96

ATTENDANCE: 10,678

**IOWA 66, OHIO UNIVERSITY 62**
**March 21, 1995, Carver-Hawkeye Arena, Iowa City, IA**
**Ohio - - 62**

Name	FG	3-PT	FT	RB	PF	TP	A	TO	BK	S	MN
Trent	8-19	0-0	2-2	10	2	18	4	3	0	0	37
Simmons	4-9	0-1	0-0	9	4	8	1	4	1	2	35
Terry	0-6	0-0	2-3	8	3	2	1	2	3	0	19
Ford	1-10	0-8	3-3	4	3	5	4	1	0	5	38
Reese	3-5	2-2	0-1	5	2	8	1	5	0	1	28
Johnson	2-8	2-2	4-4	2	3	10	1	2	0	0	22
Sears	5-6	0-0	1-2	3	4	11	0	1	0	0	19
Greenwood	0-0	0-0	0-0	1	0	0	0	0	1	1	2
Team				1							
<b>Totals</b>	<b>23-63</b>	<b>4-19</b>	<b>12-15</b>	<b>43</b>	<b>21</b>	<b>62</b>	<b>12</b>	<b>18</b>	<b>5</b>	<b>9</b>	<b>200</b>
<b>FG%:</b>	<b>.365</b>	<b>3-PT%:</b>	<b>.211</b>	<b>FT%:</b>	<b>.800</b>						

**Iowa - - 66**

Name	FG	3-PT	FT	RB	PF	TP	A	TO	BK	S	MN
Murray	5-7	1-1	2-4	4	4	13	0	2	0	1	32
Settles	3-11	1-4	4-4	10	4	11	2	1	0	4	24
Bartels	2-7	2-6	1-3	6	1	7	2	2	0	2	29
Woolridge	2-7	0-2	4-4	2	3	8	7	4	0	2	28
Kingsbury	6-15	5-13	2-2	8	1	19	0	2	0	3	36
Carter	0-1	0-0	1-2	4	0	1	0	0	0	0	5
Bowen	1-2	0-0	1-2	2	0	3	0	0	0	1	18
Glasper	1-1	0-0	0-2	0	2	2	2	3	0	0	12
Skillett	0-2	0-1	0-0	3	3	0	1	0	0	0	5
Millard	0-3	0-0	2-2	1	0	2	0	1	0	1	11
Team				1							
<b>Totals</b>	<b>20-56</b>	<b>9-27</b>	<b>17-25</b>	<b>41</b>	<b>18</b>	<b>66</b>	<b>14</b>	<b>15</b>	<b>0</b>	<b>14</b>	<b>200</b>
<b>FG%:</b>	<b>.357</b>	<b>3-PT%:</b>	<b>.333</b>	<b>FT%:</b>	<b>.680</b>						

**Score by Periods:**

Ohio	29	33	62
Iowa	43	23	66

**ATTENDANCE: 15,500**
**PENN STATE 67, IOWA 64**
**March 23, 1995, Carver-Hawkeye Arena, Iowa City, IA**
**Penn State - - 67**

Name	FG	3-PT	FT	RB	PF	TP	A	TO	BK	S	MN
Carlton	6-18	1-8	0-0	7	2	13	0	2	0	1	21
Sekunda	2-9	0-0	0-0	6	2	4	3	2	0	0	21
Amaechi	4-9	0-0	4-9	12	3	12	0	1	3	0	33
Earl	0-5	0-2	3-4	4	1	3	13	2	0	5	36
Williams	5-8	0-0	0-0	3	3	10	1	2	0	1	19
Bartram	3-5	2-4	0-0	6	1	8	1	5	0	0	20
Lisicky	4-10	4-7	0-0	1	1	12	1	3	0	0	26
Williams	1-3	0-0	1-5	6	4	3	0	1	0	0	14
Joseph	1-1	0-1	0-0	2	2	2	0	0	0	1	10
Team				3							
<b>Totals</b>	<b>26-68</b>	<b>7-22</b>	<b>8-18</b>	<b>50</b>	<b>19</b>	<b>67</b>	<b>19</b>	<b>18</b>	<b>3</b>	<b>8</b>	<b>200</b>
<b>FG%:</b>	<b>.382</b>	<b>3-PT%:</b>	<b>.318</b>	<b>FT%:</b>	<b>.444</b>						

**Iowa - - 64**

Name	FG	3-PT	FT	RB	PF	TP	A	TO	BK	S	MN
Murray	2-5	0-1	0-1	2	1	4	2	2	0	1	26
Settles	6-15	1-5	3-5	9	4	16	3	1	1	0	28
Bartels	3-9	1-6	1-3	3	1	8	0	2	1	2	32
Woolridge	10-17	2-3	6-8	6	1	28	5	3	1	1	35
Kingsbury	1-11	1-10	1-2	2	5	4	0	2	0	0	24
Carter	0-0	0-0	0-0	3	1	0	0	0	1	1	11
Bowen	0-0	0-0	0-0	4	3	0	0	3	4	2	14
Glasper	0-0	0-0	0-0	1	2	0	2	2	0	2	5
Skillett	0-0	0-0	0-0	1	0	0	2	0	0	2	10
Millard	2-2	0-0	0-0	4	2	4	0	1	0	0	15
Team				2							
<b>Totals</b>	<b>24-59</b>	<b>5-25</b>	<b>11-19</b>	<b>37</b>	<b>20</b>	<b>64</b>	<b>14</b>	<b>16</b>	<b>8</b>	<b>11</b>	<b>200</b>
<b>FG%:</b>	<b>.407</b>	<b>3-PT%:</b>	<b>.200</b>	<b>FT%:</b>	<b>.579</b>						

**Score by Periods:**

Penn State	31	36	67
Iowa	34	30	64

**ATTENDANCE: 15,500**
**GEORGIA 100, IOWA 93**
**March 11, 1998, Carver-Hawkeye Arena, Iowa City, IA**
**Georgia - - 100**

Name	FG	3-PT	FT	RB	PF	TP	A	TO	BK	S	MN
Brown	3-4	0-0	5-6	5	3	11	0	2	0	0	18
Jones	5-14	1-3	3-5	8	2	14	0	2	1	0	30
Chadwick	4-5	1-1	0-0	6	3	9	1	2	0	0	23
Smith	6-10	4-6	2-2	7	2	18	5	5	0	1	35
Harrison	10-17	0-2	2-3	4	0	22	9	2	0	1	39
Jones	0-0	0-0	0-0	1	1	0	1	1	0	0	6
Ransom	6-8	0-1	2-4	5	1	14	2	3	1	2	24
Hall	2-2	0-0	0-0	6	3	4	0	1	0	0	13
Dukes	2-3	2-3	0-2	2	2	6	0	1	2	0	7
Dryden	0-0	0-0	0-0	0	1	0	0	0	0	0	1
Nordin	1-1	0-0	0-0	2	3	2	1	1	0	0	4
Team				1				1			
<b>Totals</b>	<b>39-64</b>	<b>8-16</b>	<b>14-22</b>	<b>47</b>	<b>21</b>	<b>100</b>	<b>19</b>	<b>21</b>	<b>4</b>	<b>4</b>	<b>200</b>
<b>FG%:</b>	<b>.609</b>	<b>3-PT%:</b>	<b>.500</b>	<b>FT%:</b>	<b>.636</b>						

**Iowa - - 93**

Name	FG	3-PT	FT	RB	PF	TP	A	TO	BK	S	MN
Davis	9-21	2-4	5-7	8	2	25	1	2	1	3	34
Galloway	2-7	1-5	0-0	0	1	5	3	1	0	1	19
Bowen	11-15	0-0	2-6	11	4	24	1	0	2	4	30
Oliver	3-6	0-0	3-4	2	4	9	4	2	0	3	24
McCausland	3-9	3-7	0-0	4	1	9	1	1	0	0	28
Bauer	0-0	0-0	2-2	0	0	2	0	0	0	1	1
Rucker	0-3	0-0	0-0	0	0	0	0	0	0	0	3
Luehrsmann	1-6	0-2	1-2	4	3	3	5	3	0	3	27
Koch	0-1	0-0	6-6	1	0	6	0	1	1	1	10
Moore	3-5	1-2	1-2	0	1	8	2	0	1	1	19
Others	1-1	0-0	0-0	0	0	2	0	0	0	0	4
Team				1							
<b>Totals</b>	<b>33-74</b>	<b>7-20</b>	<b>20-29</b>	<b>31</b>	<b>16</b>	<b>93</b>	<b>17</b>	<b>10</b>	<b>5</b>	<b>17</b>	<b>200</b>
<b>FG%:</b>	<b>.446</b>	<b>3-PT%:</b>	<b>.350</b>	<b>FT%:</b>	<b>.690</b>						

**Score by Periods:**

Georgia	52	48	100
Iowa	50	43	93

**ATTENDANCE: 5,167**
**LOUISIANA STATE 63, IOWA 61**
**March 13, 2002, Carver-Hawkeye Arena, Iowa City, IA**
**Louisiana State - - 63**

Name	FG	3-PT	FT	RB	PF	TP	A	TO	BK	S	MN
Dupree	8-18	0-3	3-6	11	4	19	1	2	0	2	35
Williams	1-5	0-0	8-8	7	2	10	4	1	1	4	36
Bridgewater	2-6	0-0	0-0	3	5	4	2	0	1	0	35
Bright	7-13	3-7	1-2	3	3	18	2	3	0	1	38
Hudson	4-12	1-4	0-0	3	2	9	1	3	0	1	33
Young	1-1	0-0	1-2	0	0	3	0	0	0	0	5
Thompson	0-0	0-0	0-0	0	1	0	1	0	0	0	8
Wilson	0-0	0-0	0-0	0	2	0	0	1	0	1	10
Team				3				1			
<b>Totals</b>	<b>23-55</b>	<b>4-14</b>	<b>13-18</b>	<b>30</b>	<b>19</b>	<b>63</b>	<b>11</b>	<b>11</b>	<b>2</b>	<b>9</b>	<b>200</b>
<b>FG%:</b>	<b>.418</b>	<b>3-PT%:</b>	<b>.286</b>	<b>FT%:</b>	<b>.722</b>						

**Iowa - - 61**

Name	FG	3-PT	FT	RB	PF	TP	A	TO	BK	S	MN
Evans	3-5	0-0	4-8	9	3	10	1	1	0	1	33
Sonderleiter	0-0	0-0	0-0	0	1	0	0	0	1	0	4
Leslie	2-4	2-2	0-0	3	3	6	3	2	0	0	20
Pierce	6-8	0-2	1-2	8	3	13	5	2	1	1	35
Recker	4-16	2-10	2-2	2	2	12	4	3	0	1	40
Hogan	1-2	1-2	0-0	1	0	3	0	3	0	0	8
Worley	2-5	0-1	1-2	2	2	5	0	4	1	0	16
Reiner	1-1	0-0	0-0	2	0	2	1	0	1	0	12
Boyd	0-2	0-2	1-2	2	0	1	0	2	0	0	9
Henderson	3-7	0-2	3-3	3	2	9	0	1	1	0	23
Team				6							
<b>Totals</b>	<b>22-50</b>	<b>5-21</b>	<b>12-19</b>	<b>38</b>	<b>16</b>	<b>61</b>	<b>14</b>	<b>18</b>	<b>5</b>	<b>3</b>	<b>200</b>
<b>FG%:</b>	<b>.440</b>	<b>3-PT%:</b>	<b>.238</b>	<b>FT%:</b>	<b>.632</b>						

**Score by Periods:**

Louisiana State	29	34	63
Iowa	28	33	61

**ATTENDANCE: 10,511**



# IOWA'S NIT BOX SCORES

## IOWA 62, VALPARAISO, 60

March 13, 2003, Carver-Hawkeye Arena, Iowa City, IA

### VALPARAISO - - 60

Name	FG	3-PT	FT	RB	PF	TP	A	TO	BK	S	MN
Gomes	4-8	0-3	1-3	4	4	9	4	2	1	2	26
Grafs	4-9	0-2	1-3	5	5	9	1	0	1	1	28
Tonagel	2-4	1-2	0-0	2	1	5	1	2	0	1	36
Nieves	0-3	0-3	0-0	2	0	0	2	0	0	0	22
Berdiel	6-12	1-2	0-1	3	2	13	3	1	0	2	28
Ortiz	6-14	1-2	1-2	1	1	14	3	1	0	4	31
Oppland	1-1	0-0	0-0	0	2	2	0	1	0	0	14
Nikkila	2-3	0-0	4-4	3	2	8	0	0	2	0	15
Team				5				2			
<b>Totals</b>	<b>25-54</b>	<b>3-14</b>	<b>7-13</b>	<b>26</b>	<b>17</b>	<b>60</b>	<b>14</b>	<b>9</b>	<b>4</b>	<b>10</b>	<b>200</b>
	FG%: .463		3PT%: .214					FT%: .538			

### IOWA - - 62

Name	FG	3-PT	FT	RB	PF	TP	A	TO	BK	S	MN
Worley	1-3	0-2	0-0	2	5	2	3	2	2	0	28
Brunner	2-6	0-0	3-4	4	2	7	1	1	1	1	21
Reiner	4-8	0-0	3-6	10	3	11	0	2	2	1	26
Leslie	7-15	1-3	0-0	4	1	15	5	3	0	1	40
Horner	1-4	0-2	3-5	7	1	5	7	4	0	0	35
Kimm	0-0	0-0	0-0	0	0	0	0	0	0	0	3
Boyd	4-5	3-4	0-0	1	0	11	0	0	0	1	28
Sonderleiter	5-7	0-0	1-1	3	2	11	0	5	1	0	19
Team				3							
<b>Totals</b>	<b>24-48</b>	<b>4-11</b>	<b>10-16</b>	<b>34</b>	<b>14</b>	<b>62</b>	<b>16</b>	<b>17</b>	<b>6</b>	<b>4</b>	<b>200</b>
	FG%: .500		3PT%: .364					FT%: .625			

#### Score by Periods:

Valparaiso	29	31	60
Iowa	32	30	62

ATTENDANCE: 2,761

## IOWA 54, IOWA STATE 53

March 21, 2003, Hilton Coliseum, Ames, IA

### IOWA - - 54

Name	FG	3-PT	FT	RB	PF	TP	A	TO	BK	S	MN
Leslie	5-8	0-1	1-2	3	0	11	1	4	0	0	39
Horner	2-6	1-2	4-6	2	3	9	1	4	0	1	37
Worley	5-10	0-1	3-4	5	5	13	0	4	2	2	30
Reiner	1-3	0-0	1-1	8	4	3	2	2	1	1	24
Brunner	1-2	0-0	0-0	9	3	2	1	3	2	2	22
Boyd	1-4	1-4	3-4	3	3	6	1	1	0	1	22
Sonderleiter	4-8	0-0	2-5	2	2	10	2	1	0	0	26
Team				3							
<b>Totals</b>	<b>19-41</b>	<b>2-8</b>	<b>14-22</b>	<b>35</b>	<b>20</b>	<b>54</b>	<b>8</b>	<b>19</b>	<b>5</b>	<b>7</b>	<b>200</b>
	FG%: .463		3PT%: .250					FT%: .636			

### IOWA STATE - - 53

Name	FG	3-PT	FT	RB	PF	TP	A	TO	BK	S	MN
Sullivan	3-16	2-10	0-2	1	3	8	1	1	0	3	39
Haluska	1-5	1-3	1-2	2	1	4	0	1	0	0	25
Vroman	7-12	0-0	6-11	9	5	20	2	2	3	2	30
Barnes	1-10	1-8	0-0	3	3	3	6	2	0	2	39
Homan	6-9	0-0	2-3	7	3	14	1	1	1	1	36
Varley	0-0	0-0	0-0	2	3	0	0	0	0	0	9
Neal	0-0	0-0	0-0	1	0	0	0	0	0	0	3
Jefferson	1-3	0-1	2-2	3	3	4	0	2	1	0	19
Team				2							
<b>Totals</b>	<b>19-55</b>	<b>4-22</b>	<b>11-20</b>	<b>30</b>	<b>21</b>	<b>53</b>	<b>10</b>	<b>9</b>	<b>5</b>	<b>8</b>	<b>200</b>
	FG%: .345		3PT%: .182					FT%: .550			

#### Score by Periods:

Iowa	26	28	54
Iowa State	19	34	53

ATTENDANCE: 14,020

## GEORGIA TECH 79, IOWA 78

March 24, 2003, Carver-Hawkeye Arena, Iowa City, IA

### GEORGIA TECH - - 79

Name	FG	3-PT	FT	RB	PF	TP	A	TO	BK	S	MN
Bosh	3-6	1-2	10-13	9	4	17	1	5	1	0	34
Tarver	4-4	0-0	0-0	3	3	8	0	2	1	0	18
Elder	4-13	0-3	0-0	6	1	8	1	3	0	1	31
Jack	2-5	0-2	0-1	1	2	4	9	2	0	2	35
Lewis	3-7	3-6	3-4	4	3	12	1	0	0	1	28
Muhammad	4-8	0-0	3-5	7	2	11	2	0	0	0	21
Schenscher	1-2	0-0	0-0	2	2	2	0	0	0	0	5
Nelson	3-9	0-0	6-7	4	3	12	2	3	0	1	24
McHenry	2-2	1-1	0-0	0	2	5	0	0	0	0	4
Team				2							
<b>Totals</b>	<b>26-56</b>	<b>5-14</b>	<b>22-30</b>	<b>38</b>	<b>22</b>	<b>79</b>	<b>16</b>	<b>15</b>	<b>2</b>	<b>5</b>	<b>200</b>
	FG%: .464		3PT%: .357					FT%: .733			

### IOWA - - 78

Name	FG	3-PT	FT	RB	PF	TP	A	TO	BK	S	MN
Worley	0-4	0-1	2-2	5	5	2	1	4	2	3	24
Brunner	2-3	0-1	0-0	5	5	4	2	1	1	0	21
Reiner	3-6	0-0	3-5	4	3	9	0	0	0	0	26
Leslie	6-13	2-4	13-15	0	2	27	3	3	0	2	38
Horner	2-7	2-5	0-0	6	3	6	8	3	0	2	38
Kimm	0-0	0-0	0-0	0	0	0	0	1	0	0	3
Boyd	5-10	2-6	5-5	0	1	17	1	0	0	2	24
Sonderleiter	6-8	0-0	1-4	6	4	13	3	2	1	1	26
Team				2							
<b>Totals</b>	<b>24-51</b>	<b>6-17</b>	<b>24-31</b>	<b>28</b>	<b>23</b>	<b>78</b>	<b>18</b>	<b>14</b>	<b>4</b>	<b>10</b>	<b>200</b>
	FG%: .471		3PT%: .353					FT%: .774			

#### Score by Periods:

Georgia Tech	44	35	79
Iowa	37	41	78

ATTENDANCE: 9,038

## SAINT LOUIS 70, IOWA 69

March 16, 2004, Family Arena, St. Charles, MO

### IOWA - - 69

Name	FG	3-PT	FT	RB	PF	TP	A	TO	BK	S	MN
Pierce	7-13	0-0	2-2	6	4	16	0	5	0	0	28
Worley	4-7	1-1	1-1	9	4	10	1	3	3	1	38
Brunner	4-6	0-0	2-4	6	2	10	3	0	0	0	30
Horner	4-10	1-4	8-9	5	1	17	6	4	0	0	40
Boyd	3-6	0-3	2-2	1	2	8	4	3	0	1	35
Rand	0-0	0-0	0-0	0	0	0	0	0	0	0	3
Spurgeon	2-2	0-0	2-2	3	3	6	1	1	0	0	14
Hansen	1-3	0-0	0-0	4	1	2	0	1	3	0	12
Team				2							
<b>Totals</b>	<b>25-47</b>	<b>2-8</b>	<b>17-20</b>	<b>39</b>	<b>17</b>	<b>69</b>	<b>15</b>	<b>18</b>	<b>6</b>	<b>2</b>	<b>200</b>
	FG%: .532		3PT%: .250					FT%: .850			

### SAINT LOUIS - - 70

Name	FG	3-PT	FT	RB	PF	TP	A	TO	BK	S	MN
Sloan	5-12	1-5	5-8	6	2	16	5	0	0	0	39
Vouyoukas	0-2	0-0	0-0	1	1	0	0	0	0	0	10
Fisher	5-11	0-3	0-0	2	2	10	5	3	2	2	38
Bryant	4-12	1-4	1-1	4	1	10	3	2	0	1	30
Hunt	0-1	0-0	0-0	1	1	0	1	0	0	1	25
Clarke	3-5	1-3	1-2	2	2	8	0	1	0	0	12
Drejaj	7-8	4-4	5-6	1	3	23	2	0	0	1	24
Varner	1-6	0-2	1-1	1	1	3	1	0	0	1	11
Ohanon	0-2	0-0	0-0	1	2	0	1	0	0	1	11
Team				3							
<b>Totals</b>	<b>25-59</b>	<b>7-21</b>	<b>13-18</b>	<b>22</b>	<b>15</b>	<b>70</b>	<b>18</b>	<b>6</b>	<b>2</b>	<b>7</b>	<b>200</b>
	FG%: .424		3PT%: .333					FT%: .722			

#### Score by Periods:

Iowa	35	34	69
Saint Louis	26	44	70

ATTENDANCE: 5,674

**IOWA 84, DAYTON, 75**
**March 13, 2012, Carver-Hawkeye Arena, Iowa City, IA**
**DAYTON - - 75**

Name	FG	3-PT	FT	RB	PF	TP	A	TO	BK	S	MN
Oliver	3-11	0-3	1-2	4	3	7	1	1	0	1	28
Kavanaugh	2-4	0-0	2-2	2	2	6	0	1	0	0	26
Dillard	7-14	4-6	5-6	5	2	23	6	3	0	2	37
Johnson	3-8	0-3	2-2	7	2	8	1	0	0	0	24
Williams	4-7	2-4	2-2	0	2	12	1	0	0	0	32
Asmus	1-1	1-1	0-0	0	0	3	0	0	0	0	0+
Parker	3-10	2-7	1-2	2	1	9	0	2	0	0	25
Vonderhaar	0-0	0-0	0-0	0	0	0	1	0	0	0	0+
Fabrizius	0-6	0-6	1-2	3	1	1	0	0	0	0	12
Gavrilovic	3-5	0-0	0-0	7	1	6	0	1	0	0	14
Hill	0-0	0-0	0-0	0	1	0	0	0	0	0	2
Team				5				2			
<b>Totals</b>	<b>26-66</b>	<b>9-30</b>	<b>14-18</b>	<b>35</b>	<b>15</b>	<b>75</b>	<b>10</b>	<b>9</b>	<b>0</b>	<b>3</b>	<b>200</b>
	FG%:	.394	3PT%:	.300		FT%:	.778				

**IOWA - - 84**

Name	FG	3-PT	FT	RB	PF	TP	A	TO	BK	S	MN
McCabe	9-9	1-1	1-2	8	4	20	2	4	0	0	32
White	10-15	1-3	4-4	11	2	25	2	0	0	0	31
Marble	4-8	1-3	0-0	2	2	9	3	2	1	2	29
Gatens	2-9	2-6	1-2	2	3	7	4	1	1	0	37
Cartwright	1-4	0-1	3-4	4	0	5	11	2	1	0	35
Basabe	6-9	0-0	3-3	5	1	15	0	0	2	1	14
Oglesby	1-3	1-2	0-0	2	0	3	1	0	0	0	16
Brommer	0-0	0-0	0-0	0	0	0	0	1	0	0	3
May	0-1	0-0	0-0	0	0	0	0	0	0	0	3
Team								1			
<b>Totals</b>	<b>33-58</b>	<b>6-16</b>	<b>12-15</b>	<b>34</b>	<b>12</b>	<b>84</b>	<b>23</b>	<b>11</b>	<b>5</b>	<b>3</b>	<b>200</b>
	FG%:	.569	3PT%:	.375		FT%:	.800				

**Score by Periods:**

Dayton	41	34	75
Iowa	44	40	84

**ATTENDANCE: 13,190**
**OREGON 108, IOWA 97**
**March 18, 2012, Matthew Knight Arena, Eugene, OR**
**IOWA - - 97**

Name	FG	3-PT	FT	RB	PF	TP	A	TO	BK	S	MN
Marble	10-15	7-8	4-4	5	3	31	5	0	0	0	37
McCabe	3-6	1-1	1-2	2	5	8	0	4	0	0	13
White	7-17	1-5	7-8	8	2	22	1	0	0	1	35
Gatens	3-10	1-7	0-0	1	2	7	3	1	0	0	35
Cartwright	6-11	0-0	0-0	2	3	12	10	2	0	4	33
Olaseni	0-1	0-0	0-0	0	0	0	0	0	0	0	3
Basabe	8-13	0-0	1-1	8	5	17	0	0	0	0	18
Oglesby	0-1	0-0	0-0	0	0	0	0	0	0	0	17
Brommer	0-1	0-0	0-0	1	1	0	0	1	0	0	3
May	0-4	0-1	0-0	3	2	0	0	0	0	1	5
Stokes	0-0	0-0	0-0	0	0	0	0	0	0	0	1
Team				6							
<b>Totals</b>	<b>37-79</b>	<b>10-22</b>	<b>13-15</b>	<b>36</b>	<b>23</b>	<b>97</b>	<b>19</b>	<b>8</b>	<b>0</b>	<b>6</b>	<b>200</b>
	FG%:	.468	3PT%:	.455		FT%:	.867				

**OREGON - - 108**

Name	FG	3-PT	FT	RB	PF	TP	A	TO	BK	S	MN
Jacob	2-2	0-0	0-0	4	0	4	1	0	0	0	9
Singler	9-10	3-4	4-4	6	3	25	4	1	0	0	35
Woods	3-4	0-0	0-0	0	1	6	0	0	3	0	14
Sim	4-10	3-6	4-4	4	2	15	2	1	0	1	30
Joseph	5-10	3-7	2-2	2	2	15	8	2	0	0	39
Ashaolu	7-10	0-0	8-11	6	2	22	4	1	2	0	25
Loyd	1-4	0-2	0-0	1	2	2	5	2	0	1	13
Nared	0-1	0-1	0-0	2	0	0	0	0	2	0	6
Emory	4-8	1-3	10-11	7	4	19	2	3	0	1	29
Team				0							
<b>Totals</b>	<b>35-59</b>	<b>10-23</b>	<b>28-32</b>	<b>32</b>	<b>16</b>	<b>108</b>	<b>26</b>	<b>10</b>	<b>7</b>	<b>3</b>	<b>200</b>
	FG%:	.593	3PT%:	.435		FT%:	.875				

**Score by Periods:**

Iowa	51	46	97
Oregon	47	61	108

**ATTENDANCE: 8,647**
**IOWA 68, INDIANA STATE, 52**
**March 20, 2013, Carver-Hawkeye Arena, Iowa City, IA**
**INDIANA STATE - - 52**

Name	FG	3-PT	FT	RB	PF	TP	A	TO	BK	S	MN
Arop	1-3	0-1	0-0	2	2	2	1	2	0	0	22
Mahurin	2-8	2-7	0-0	1	3	6	1	1	0	0	21
Gant	6-14	0-1	4-4	23	1	16	0	0	0	2	29
Cummings	2-6	0-3	0-0	4	5	4	5	1	0	1	27
Odum	2-6	1-2	0-0	7	2	5	3	6	0	2	30
Kitchell	0-1	0-0	0-0	1	0	0	0	1	0	0	7
Eitel	1-2	1-2	0-0	1	1	3	1	0	0	0	18
Brown	2-3	0-0	2-3	2	1	6	0	2	0	2	17
Smith, R.	0-0	0-0	0-0	0	0	0	0	0	0	0	0+
Burnett	1-4	0-1	4-4	3	1	6	1	1	0	0	15
Smith, K.	2-3	0-0	0-0	1	1	4	0	2	0	0	14
Team				2							
<b>Totals</b>	<b>19-50</b>	<b>4-17</b>	<b>10-11</b>	<b>27</b>	<b>17</b>	<b>52</b>	<b>12</b>	<b>16</b>	<b>0</b>	<b>7</b>	<b>200</b>
	FG%:	.380	3PT%:	.235		FT%:	.909				

**IOWA - - 68**

Name	FG	3-PT	FT	RB	PF	TP	A	TO	BK	S	MN
Basabe	4-9	0-0	1-2	8	0	9	0	0	1	0	20
White	3-8	0-2	5-7	13	0	11	1	4	0	1	33
Woodbury	2-3	0-0	0-0	3	2	4	0	3	1	0	13
Marble	7-15	2-5	8-10	5	0	24	6	1	0	4	34
Gesell	1-5	0-3	0-0	0	0	2	1	1	0	1	14
Olaseni	1-2	0-0	0-2	3	3	2	0	1	2	0	13
Oglesby	1-3	1-2	0-0	1	0	3	1	0	0	0	24
Clemmons	0-0	0-0	0-0	1	3	0	0	3	0	0	6
Rickert	0-0	0-0	0-0	0	0	0	0	0	0	0	0+
Denning	0-0	0-0	0-0	0	0	0	0	0	0	0	0+
McCabe	2-8	2-5	2-2	3	3	8	1	0	0	0	13
Ingram	0-0	0-0	0-0	0	0	0	0	0	0	0	0+
May	1-4	1-2	2-3	2	2	5	1	0	0	2	30
Stokes	0-0	0-0	0-0	0	0	0	0	0	0	0	0+
Team				3							
<b>Totals</b>	<b>22-57</b>	<b>6-19</b>	<b>18-26</b>	<b>42</b>	<b>13</b>	<b>68</b>	<b>11</b>	<b>13</b>	<b>4</b>	<b>9</b>	<b>200</b>
	FG%:	.386	3PT%:	.316		FT%:	.692				

**Score by Periods:**

Indiana State	30	22	52
Iowa	31	37	68

**ATTENDANCE: 15,400**
**IOWA 75, STONY BROOK 63**
**March 22, 2013, Carver-Hawkeye Arena, Iowa City, IA**
**STONY BROOK - - 63**

Name	FG	3-PT	FT	RB	PF	TP	A	TO	BK	S	MN
Warney	7-9	0-0	3-4	7	1	17	0	0	0	1	31
Brenton	2-6	0-0	1-4	5	2	5	4	2	0	0	34
King	1-2	1-2	1-2	3	1	4	1	0	0	0	12
Jackson	6-11	2-5	1-1	0	2	15	2	1	0	0	30
Coley	4-11	3-5	1-2	5	3	12	2	4	0	0	32
Bracey	0-0	0-0	0-0	1	1	0	0	1	0	0	3
Puriefoy	1-4	0-1	2-4	2	2	4	0	1	0	0	11
Rouse	1-3	0-2	0-0	0	3	2	0	2	0	0	14
Hayes	0-1	0-1	0-0	0	1	0	0	0	0	0	2
McAllister	2-4	0-0	0-0	3	3	4	0	0	1	0	22
Mayo	0-0	0-0	0-0	1	1	0	0	0	0	0	9
Team				3							
<b>Totals</b>	<b>24-51</b>	<b>6-16</b>	<b>9-17</b>	<b>30</b>	<b>20</b>	<b>63</b>	<b>9</b>	<b>11</b>	<b>1</b>	<b>1</b>	<b>200</b>
	FG%:	.471	3PT%:	.375		FT%:	.529				

**IOWA - - 75**

Name	FG	3-PT	FT	RB	PF	TP	A	TO	BK	S	MN
Basabe	4-5	0-0	0-0	6	1	8	2	1	1	0	19
May	1-5	1-1	1-2	4	4	4	4	0	0	0	30
White	4-10	1-4	4-4	7	2	13	2	2	2	0	33
Woodbury	0-1	0-0	0-0	5	4	0	2	1	2	1	17
Marble	9-18	2-6	8-11	2	0	28	5	1	0	2	35
Gesell	2-6	1-3	0-0	0	1	5	3	0	0	1	19
Olaseni	2-3	0-0	1-2	6	1	5	1	0	0	0	20
Oglesby	1-2	1-2	0-0	0	1	3	0	0	0	0	12
Clemmons	0-0	0-0	1-2	0	1	1	0	0	0	0	5
McCabe	3-5	2-3	0-0	3	3	8	1	3	0	1	10
Team				1							
<b>Totals</b>	<b>26-55</b>	<b>8-19</b>	<b>15-21</b>	<b>34</b>	<b>18</b>	<b>75</b>	<b>20</b>	<b>8</b>	<b>5</b>	<b>5</b>	<b>200</b>
	FG%:	.386	3PT%:	.316		FT%:	.692				

**Score by Periods:**

Stony Brook	34	29	63
Iowa	37	38	75

**ATTENDANCE: 15,400**

# IOWA'S NIT BOX SCORES

## IOWA 75, VIRGINIA 64

March 27, 2013, Jon Paul Jones Arena, Charlottesville, VA

### IOWA -- 75

Name	FG	3-PT	FT	RB	PF	TP	A	TO	BK	S	MN
Basabe	0-3	0-0	0-0	2	1	0	1	0	1	0	16
May	3-6	2-2	0-0	2	3	8	1	0	0	0	33
White	1-6	0-3	4-4	5	1	6	0	2	0	1	30
Woodbury	5-7	0-0	0-0	8	4	10	2	2	0	0	26
Marble	8-16	1-5	7-7	3	1	24	5	2	1	3	36
Olaseni	0-1	0-0	0-0	1	1	0	0	1	0	0	7
Oglesby	1-1	1-1	0-0	0	1	3	0	1	0	1	10
Clemmons	1-2	1-2	4-4	4	1	7	2	2	1	0	19
Gesell	3-5	1-2	0-0	1	0	7	1	1	0	2	8
McCabe	4-6	2-2	0-0	3	4	10	2	4	0	1	15
Team				5							
<b>Totals</b>	<b>26-53</b>	<b>8-17</b>	<b>15-15</b>	<b>34</b>	<b>17</b>	<b>75</b>	<b>14</b>	<b>15</b>	<b>3</b>	<b>8</b>	<b>200</b>
	FG%:	.491	3PT%:	.471		FT%:		1.000			

### Virginia -- 64

Name	FG	3-PT	FT	RB	PF	TP	A	TO	BK	S	MN
Mitchell	2-6	0-0	5-6	7	1	9	2	2	0	2	30
Evans	0-2	0-0	0-0	1	4	0	4	1	0	2	30
Jespersion	1-2	1-2	0-0	1	2	3	0	1	0	0	18
Harris	4-11	2-5	1-2	0	3	11	1	4	0	0	34
Anderson	6-14	5-8	7-8	6	2	24	2	4	5	3	35
Browman	0-0	0-0	0-0	0	1	0	0	0	0	0	2
Barnette	0-1	0-1	0-0	0	0	0	1	1	0	0	7
Jones	1-3	0-1	0-0	0	2	2	0	1	0	0	9
Tobey	5-10	0-0	5-6	6	0	15	1	1	3	1	22
Nolte	0-1	0-1	0-0	2	0	0	0	0	0	0	11
Atkins	0-0	0-0	0-0	0	0	0	0	1	0	0	2
Team				3							
<b>Totals</b>	<b>19-50</b>	<b>8-18</b>	<b>18-22</b>	<b>26</b>	<b>15</b>	<b>64</b>	<b>11</b>	<b>16</b>	<b>8</b>	<b>8</b>	<b>200</b>
	FG%:	.380	3PT%:	.444		FT%:		.818			

### Score by Periods:

Iowa	31	44	75
Virginia	28	36	64

ATTENDANCE: 11,141

## IOWA 71, MARYLAND 60

April 2, 2013, Madison Square Garden, New York, NY

### IOWA -- 71

Name	FG	3-PT	FT	RB	PF	TP	A	TO	BK	S	MN
Basabe	2-7	0-0	0-0	3	3	4	1	1	0	1	15
White	1-3	0-0	8-10	8	2	10	1	2	2	1	31
Woodbury	3-8	0-0	3-4	3	3	9	0	0	2	0	29
Marble	8-16	2-5	3-4	9	1	21	3	3	1	1	33
May	3-7	1-2	5-6	4	1	12	5	0	0	3	36
Olaseni	1-1	0-0	0-0	0	3	2	0	0	0	0	6
Oglesby	0-2	0-2	0-0	0	0	0	1	0	0	1	7
Clemmons	1-3	0-0	0-0	0	0	2	2	0	0	0	17
Gesell	2-5	0-1	0-0	1	1	4	1	0	0	0	11
McCabe	3-5	1-2	0-0	2	3	7	3	0	0	0	15
Team				6							
<b>Totals</b>	<b>24-57</b>	<b>4-12</b>	<b>19-24</b>	<b>36</b>	<b>17</b>	<b>71</b>	<b>17</b>	<b>8</b>	<b>5</b>	<b>7</b>	<b>200</b>
	FG%:	.421	3PT%:	.333		FT%:		.792			

### Maryland -- 60

Name	FG	3-PT	FT	RB	PF	TP	A	TO	BK	S	MN
Mitchell	3-7	0-0	0-0	4	0	6	3	3	0	0	18
Wells	4-11	0-2	1-2	4	5	9	3	1	0	0	27
Len	6-10	0-0	4-6	9	1	16	1	0	6	0	31
Howard	0-2	0-1	2-2	2	4	2	4	4	0	2	31
Faust	5-14	2-5	2-6	3	2	14	1	2	1	0	29
Aronhalt	3-8	3-6	0-0	3	0	9	0	2	0	0	25
Layman	2-5	0-1	0-0	7	4	4	0	4	2	1	27
Padgett	0-0	0-0	0-0	0	0	0	0	0	0	0	3
Cleare	0-0	0-0	0-0	1	2	0	0	0	1	0	9
Team				6							
<b>Totals</b>	<b>23-57</b>	<b>5-15</b>	<b>9-16</b>	<b>39</b>	<b>18</b>	<b>60</b>	<b>12</b>	<b>17</b>	<b>10</b>	<b>3</b>	<b>200</b>
	FG%:	.404	3PT%:	.333		FT%:		.563			

### Score by Periods:

Iowa	38	33	71
Maryland	33	27	60

ATTENDANCE: 10,009

## BAYLOR 74, IOWA 54

April 2, 2013, Madison Square Garden, New York, NY

### IOWA -- 54

Name	FG	3-PT	FT	RB	PF	TP	A	TO	BK	S	MN
Basabe	0-5	0-0	1-2	6	2	1	0	0	0	0	13
White	4-13	0-2	4-4	6	0	12	1	2	0	2	34
Woodbury	0-4	0-0	2-4	6	2	2	0	1	0	1	16
Marble	3-12	0-4	0-0	1	2	6	4	4	0	2	27
May	3-9	1-4	1-2	1	5	8	0	0	0	0	26
Olaseni	1-4	0-0	0-0	2	2	2	0	0	0	0	18
Oglesby	1-4	1-4	0-0	1	0	3	1	0	0	0	14
Clemmons	2-2	2-2	1-2	3	1	7	1	2	0	0	17
Gesell	4-6	1-3	4-4	2	3	13	0	1	0	0	17
Rickett	0-0	0-0	0-0	1	0	0	0	0	0	0	1
Denning	0-0	0-0	0-0	0	0	0	1	0	0	0	1
McCabe	0-8	0-5	0-0	7	3	0	3	1	0	0	14
Ingram	0-0	0-0	0-0	0	0	0	0	0	0	0	1
Stokes	0-2	0-0	0-0	0	0	0	0	0	0	0	1
Team				3							
<b>Totals</b>	<b>18-69</b>	<b>5-24</b>	<b>13-18</b>	<b>39</b>	<b>20</b>	<b>54</b>	<b>11</b>	<b>11</b>	<b>0</b>	<b>5</b>	<b>200</b>
	FG%:	.491	3PT%:	.471		FT%:		1.000			

### Baylor -- 74

Name	FG	3-PT	FT	RB	PF	TP	A	TO	BK	S	MN
Walton	2-5	0-1	1-2	1	3	5	5	2	0	6	31
Jefferson	8-11	0-0	7-8	7	3	23	0	0	1	1	25
Austin	6-7	0-1	3-5	9	1	15	4	3	5	2	34
Heslip	1-4	1-4	1-2	4	2	4	0	0	0	0	24
Jackson	4-11	3-6	6-6	5	4	17	10	3	0	0	37
Rose	0-0	0-0	0-0	0	0	0	0	0	0	0	2
Gathers	3-3	0-0	0-0	4	3	6	0	2	1	0	14
Franklin	2-4	0-2	0-0	1	0	4	0	0	0	0	23
Bello	0-1	0-0	0-0	0	0	0	0	0	0	0	5
Neubart	0-1	0-1	0-0	0	0	0	0	0	0	0	1
Prince	0-1	0-0	0-0	1	1	0	0	0	0	0	3
Team				6							
<b>Totals</b>	<b>26-48</b>	<b>4-15</b>	<b>18-23</b>	<b>38</b>	<b>17</b>	<b>74</b>	<b>19</b>	<b>11</b>	<b>7</b>	<b>9</b>	<b>200</b>
	FG%:	.542	3PT%:	.267		FT%:		.783			

### Score by Periods:

Iowa	22	32	54
Baylor	27	47	74

ATTENDANCE: 5,301



*Melsahn Basabe dunks over Maryland's Alex Len in Madison Square Garden in 2013.*



**RANKED ACCORDING TO TOTAL VICTORIES**

NAME	YEARS	OVERALL		BIG TEN	
		W-L	PCT.	W-L	PCT.
Tom Davis	1986-99	269-140	.658	125-105	.543
Lute Olson	1975-83	168-90	.651	92-70	.568
Steve Alford	1999-07	152-106	.589	61-67	.477
Rollie Williams	1930-42, 51	139-131	.515	69-92	.429
Bucky O'Connor*	1950, 52-58	114-59	.659	71-41	.634
Pops Harrison*	1943-50	98-42	.700	48-38	.558
<b>Fran McCaffery</b>	<b>2010-</b>	<b>96-75</b>	<b>.561</b>	<b>42-48</b>	<b>.467</b>
Ralph Miller	1965-70	95-51	.651	54-30	.643
Sharm Scheuerman	1959-64	72-69	.511	38-46	.452
Sam Barry	1923-29	62-54	.534	43-41	.512
George Raveling	1984-86	54-38	.587	26-28	.481
Maury Kent	1914-18	42-36	.538	10-29	.256
Dick Schultz	1971-74	41-55	.427	20-36	.357
Todd Lickliter	2007-10	38-58	.396	15-39	.278
Ed Rule	1902, 04, 06, 08	37-15	.712	0-0	.000
James Ashmore	1920-22	29-26	.527	17-17	.500
John Griffith	1907, 09-10	24-15	.615	3-7	.300
Walter Stewart	1911-12	15-12	.556	2-6	.250
Floyd Thomas	1913	9-13	.409	1-5	.167
Edwin Bannick	1919	8-7	.533	4-7	.364
John Chalmers	1905	6-8	.429	0-0	.000
Fred Bailey	1903	4-3	.571	0-0	.000
<b>TOTALS</b>		<b>1572-1103</b>	<b>.588</b>	<b>741-752</b>	<b>.496</b>

**RANKED ACCORDING TO OVERALL GAME WINNING PERCENTAGE**

NAME	YEARS	OVERALL		BIG TEN	
		W-L	PCT.	W-L	PCT.
Ed Rule	1902, 04, 06, 08	37-15	.712	0-0	.000
Pops Harrison*	1943-50	98-42	.700	48-38	.558
Bucky O'Connor*	1950, 52-58	114-59	.659	71-41	.634
Tom Davis	1986-99	269-140	.658	125-105	.543
Lute Olson	1975-83	168-90	.651	92-70	.568
Ralph Miller	1965-70	95-51	.651	54-30	.643
John Griffith	1907, 09-10	24-15	.615	3-7	.300
Steve Alford	1999-07	152-106	.589	61-67	.477
George Raveling	1984-86	54-38	.587	26-28	.481
Fred Bailey	1903	4-3	.571	0-0	.000
<b>Fran McCaffery</b>	<b>2010-</b>	<b>96-75</b>	<b>.561</b>	<b>42-48</b>	<b>.467</b>
Walter Stewart	1911-12	15-12	.556	2-6	.250
Maury Kent	1914-18	42-36	.538	10-29	.256
Sam Barry	1923-29	62-54	.534	43-41	.512
Edwin Bannick	1919	8-7	.533	4-7	.364
James Ashmore	1920-22	29-26	.527	17-17	.500
Rollie Williams	1930-42, 51	139-131	.515	69-92	.429
Sharm Scheuerman	1959-64	72-69	.511	38-46	.452
John Chalmers	1905	6-8	.429	0-0	.000
Dick Schultz	1971-74	41-55	.427	20-36	.357
Floyd Thomas	1913	9-13	.409	1-5	.167
Todd Lickliter	2007-10	38-58	.396	15-39	.278
<b>TOTALS</b>		<b>1572-1103</b>	<b>.588</b>	<b>741-752</b>	<b>.496</b>

\*Both Pops Harrison and Bucky O'Connor coached 11 games in 1949-50.

YEAR	COACH	OVERALL GAMES					BIG TEN GAMES			
		W-L	HOME	IOWA AWAY	OPP. AVG.	AVG.	W-L	IOWA RANK	OPP. AVG.	AVG.
1902	Ed Rule	10-2	3-0	7-2	32.3	21.1	did not compete			
1903	Fred Bailey	4-3	3-1	1-2	22.6	11.9	did not compete			
1904	Ed Rule	6-2	2-1	4-1	23.4	25.0	did not compete			
1905	John Chalmers	6-8	3-1	3-7	24.9	27.9	did not compete			
1906	Ed Rule	11-5	6-1	5-4	36.5	21.0	did not compete			
1907	John Griffith	5-5	3-1	2-4	32.9	26.5	did not compete			
1908	Ed Rule	10-6	6-3	4-3	33.3	26.9	did not compete			
1909	John Griffith	8-7	4-1	4-6	27.1	18.2	1-5	8th	16.2	22.2
1910	John Griffith	11-3	6-1	5-2	24.4	13.8	2-2	T-5th	20.0	14.8
1911	Walter Stewart	9-4	4-1	5-3	22.8	18.6	2-2	T-5th	16.5	25.3
1912	Walter Stewart	6-8	4-3	2-5	17.6	19.7	0-4	T-7th	11.0	33.3
1913	Floyd Thomas	9-13	5-3	4-10	15.9	20.7	1-5	8th	10.3	24.3
1914	Maury Kent	9-7	5-3	4-4	21.4	23.4	1-5	8th	16.8	31.5
1915	Maury Kent	9-8	5-4	4-4	23.6	19.7	2-6	7th	16.8	21.8
1916	Maury Kent	11-4	6-2	5-2	24.6	18.9	2-4	7th	18.0	25.7
1917	Maury Kent	7-9	6-3	1-6	18.9	19.4	1-8	9th	15.4	22.6
1918	Maury Kent	6-8	4-4	2-4	21.8	28.1	4-6	9th	22.6	30.1
1919	Edwin Bannick	8-7	5-3	3-4	22.5	22.9	4-7	T-7th	20.7	25.3
1920	James Ashmore	9-10	6-6	3-4	23.8	22.8	6-6	6th	22.7	23.8
1921	James Ashmore	9-9	6-2	3-7	23.0	19.4	6-5	T-6th	20.2	19.7
1922	James Ashmore	11-7	6-3	5-4	25.6	20.5	5-6	5th	23.9	23.0
1923	Sam Barry	13-2	8-1	5-1	27.9	18.5	11-1	T-1st	27.8	18.8
1924	Sam Barry	7-10	5-5	2-5	23.4	26.2	4-8	9th	24.3	28.3
1925	Sam Barry	6-10	4-5	2-5	24.6	24.0	5-7	7th	24.6	22.9
1926	Sam Barry	12-5	9-0	3-5	22.5	21.1	8-4	T-1st	20.8	21.4
1927	Sam Barry	9-8	6-4	3-4	28.3	26.4	7-5	T-4th	28.3	26.8
1928	Sam Barry	6-11	4-6	2-5	29.9	33.8	3-9	T-7th	29.8	36.9
1929	Sam Barry	9-8	7-2	2-6	29.1	28.2	5-7	7th	27.6	29.8
1930	Rollie Williams	4-13	3-7	1-6	29.1	30.1	did not compete			
1931	Rollie Williams	5-12	3-6	2-6	19.6	27.3	2-10	10th	19.3	30.2
1932	Rollie Williams	5-12	2-7	3-5	27.0	29.5	3-9	9th	28.2	30.2
1933	Rollie Williams	15-5	9-2	6-3	33.5	26.8	8-4	T-3rd	30.3	29.9
1934	Rollie Williams	13-6	10-1	3-5	35.8	28.4	6-6	T-5th	33.1	31.9
1935	Rollie Williams	10-9	6-4	4-5	35.6	32.8	6-6	6th	34.3	33.2
1936	Rollie Williams	9-10	6-4	3-6	31.1	31.6	5-7	T-6th	29.4	32.1
1937	Rollie Williams	11-9	7-4	4-5	34.5	33.9	3-9	T-8th	31.3	36.9
1938	Rollie Williams	11-9	5-4	6-5	35.3	35.3	6-6	T-5th	34.8	34.3
1939	Rollie Williams	8-11	7-4	1-7	35.5	36.5	3-9	10th	34.8	38.3
1940	Rollie Williams	9-12	7-3	2-9	35.9	37.5	4-8	8th	37.3	40.7
1941	Rollie Williams	12-8	8-3	4-5	44.3	39.3	4-8	8th	43.3	44.8
1942	Rollie Williams	12-8	8-3	4-5	47.1	43.1	10-5	T-2nd	48.1	43.2
1943	Pops Harrison	7-10	6-4	1-6	47.5	50.2	3-9	9th	44.6	52.5
1944	Pops Harrison	14-4	10-1	4-3	52.8	40.3	9-3	T-2nd	50.3	42.8
1945	Pops Harrison	17-1	11-0	6-1	57.2	39.2	11-1	1st	49.3	40.4
1946	Pops Harrison	14-4	11-1	3-3	57.4	41.6	8-4	T-3rd	50.5	45.8
1947	Pops Harrison	12-7	12-1	0-6	56.8	47.5	5-7	T-6th	54.3	52.3
1948	Pops Harrison	15-4	12-0	3-4	56.9	47.5	8-4	2nd	53.6	51.0
1949	Pops Harrison	10-10	10-3	0-7	55.1	54.9	3-9	8th	50.8	62.8
1950	Pops Harrison	9-2	6-0	3-2	68.7	56.6	1-1		56.0	60.0
	Bucky O'Connor	6-5	4-2	2-3	59.5	59.7	5-5	5th	58.4	61.1
1951	Rollie Williams	15-7	8-2	7-5	65.0	59.5	9-5	3rd	65.4	58.5
1952	Bucky O'Connor	19-3	10-1	9-2	69.7	61.7	11-3	2nd	72.4	64.4
1953	Bucky O'Connor	12-10	9-2	3-8	69.8	68.3	9-9	6th	69.8	70.6
1954	Bucky O'Connor	17-5	10-2	7-3	70.9	64.3	11-3	2nd	73.1	65.9
1955	Bucky O'Connor	19-7	10-1	9-6	79.7	71.7	11-3	1st	81.6	74.8
1956	Bucky O'Connor	20-6	12-1	8-5	77.7	69.9	13-1	1st	80.9	69.9
1957	Bucky O'Connor	8-14	6-4	2-10	69.6	72.8	4-10	8th	70.8	73.9
1958	Bucky O'Connor	13-9	8-3	5-6	73.7	73.1	7-7	6th	74.3	75.3

OVERALL GAMES						BIG TEN GAMES				
YEAR	COACH	W-L	HOME	AWAY	IOWA AVG.	OPP. AVG.	W-L	RANK	IOWA AVG.	OPP. AVG.
1959	Sharm Scheuerman	10-12	7-3	3-9	75.7	76.6	7-7	T-5th	81.3	80.3
1960	Sharm Scheuerman	14-10	8-3	6-7	73.0	71.0	6-8	T-6th	69.4	72.4
1961	Sharm Scheuerman	18-6	9-3	9-3	70.9	64.7	10-4	T-2nd	66.4	61.4
1962	Sharm Scheuerman	13-11	9-3	4-8	70.3	67.5	7-7	T-4th	70.8	71.5
1963	Sharm Scheuerman	9-15	4-5	5-10	65.7	70.3	5-9	8th	68.6	73.6
1964	Sharm Scheuerman	8-15	5-6	3-9	73.8	80.8	3-11	9th	73.7	85.1
1965	Ralph Miller	14-10	8-3	6-7	83.8	78.1	8-6	5th	82.9	78.6
1966	Ralph Miller	17-7	12-0	5-7	82.5	74.6	8-6	T-3rd	80.8	79.8
1967	Ralph Miller	16-8	9-2	7-6	81.5	76.9	9-5	3rd	84.0	79.6
1968	Ralph Miller	16-9	10-2	6-7	75.2	71.9	10-4	T-1st	76.6	71.6
1969	Ralph Miller	12-12	10-2	2-10	84.4	79.9	5-9	T-8th	79.5	82.1
1970	Ralph Miller	20-5	11-1	9-4	98.7	87.0	14-0	1st	102.9	90.3
1971	Dick Schultz	9-15	6-6	3-9	81.1	82.8	4-10	T-7th	82.9	88.2
1972	Dick Schultz	11-13	9-3	2-10	80.0	80.7	5-9	T-8th	80.3	79.7
1973	Dick Schultz	13-11	8-5	5-6	77.5	72.1	6-8	T-6th	77.7	77.0
1974	Dick Schultz	8-16	7-5	1-11	73.1	81.2	5-9	7th	74.1	81.7
1975	Lute Olson	10-16	7-5	3-11	73.0	80.6	7-11	7th	70.6	77.8
1976	Lute Olson	19-10	10-4	9-6	82.4	79.5	9-9	5th	80.7	81.8
1977	Lute Olson	20-7	12-2	8-5	80.4	75.3	12-6	4th	77.4	77.3
1978	Lute Olson	12-15	8-5	4-10	74.3	73.4	5-13	8th	69.1	72.9
1979	Lute Olson	20-8	11-3	9-5	77.4	66.5	13-5	T-1st	72.9	64.2
1980	Lute Olson	23-10	11-2	12-8	73.0	65.6	10-8	4th	67.9	66.6
1981	Lute Olson	21-7	12-2	9-5	74.8	64.4	13-5	2nd	70.2	64.8
1982	Lute Olson	21-8	12-1	9-7	65.4	58.2	12-6	T-2nd	62.4	56.7
1983	Lute Olson	22-9	11-3	11-6	69.7	62.5	11-7	T-2nd	67.1	62.6
1984	George Raveling	13-15	8-6	5-9	58.9	57.3	6-12	T-7th	54.9	56.8
1985	George Raveling	21-11	16-3	5-8	70.2	58.8	10-8	5th	66.9	61.8
1986	George Raveling	20-12	11-2	9-10	73.6	65.7	10-8	6th	72.7	65.9
1987	Tom Davis	30-5	13-2	17-3	87.3	74.4	14-4	3rd	83.4	72.8
1988	Tom Davis	24-10	14-2	10-8	93.6	81.4	12-6	T-3rd	91.2	82.1
1989	Tom Davis	23-10	15-2	8-8	89.6	81.2	10-8	4th	86.6	84.4
1990	Tom Davis	12-16	11-5	1-11	75.4	80.1	4-14	T-8th	75.6	87.1
1991	Tom Davis	21-11	13-4	8-7	76.8	72.1	9-9	T-5th	73.2	72.9
1992	Tom Davis	19-11	13-2	6-9	81.1	72.0	10-8	5th	73.9	71.9
1993	Tom Davis	23-9	15-1	8-8	78.3	65.4	11-7	T-3rd	73.7	69.6
1994	Tom Davis	11-16	9-6	2-10	83.5	81.7	5-13	T-10th	80.6	84.5
1995	Tom Davis	21-12	13-5	8-7	83.6	74.6	9-9	T-7th	81.3	77.3
1996	Tom Davis	23-9	14-1	9-8	79.6	67.9	11-7	4th	74.1	67.6
1997	Tom Davis	22-10	14-2	8-8	72.3	63.7	12-6	T-2nd	69.7	62.2
1998	Tom Davis	20-11	11-5	9-6	80.2	67.5	9-7	T-5th	74.4	69.8
1999	Tom Davis	20-10	11-4	9-6	73.9	70.0	9-7	T-3rd	71.9	71.1
2000	Steve Alford	14-16	9-4	5-12	68.8	71.6	6-10	T-7th	65.1	71.1
2001	Steve Alford	23-12	12-4	11-8	74.1	70.5	7-9	T-6th	71.7	73.6
2002	Steve Alford	19-16	13-4	6-12	72.6	68.1	5-11	T-8th	67.4	70.9
2003	Steve Alford	17-14	11-7	6-7	69.1	66.5	7-9	T-8th	69.1	71.0
2004	Steve Alford	16-13	11-3	5-10	71.4	68.9	9-7	4th	71.0	69.6
2005	Steve Alford	21-12	13-3	8-9	72.9	67.3	7-9	7th	68.2	67.2
2006	Steve Alford	25-9	17-0	8-9	66.3	58.9	11-5	T-2nd	66.6	62.6
2007	Steve Alford	17-14	14-2	3-12	68.4	65.6	9-7	T-4th	67.0	66.9
2008	Todd Lickliter	13-19	10-8	3-11	56.1	58.0	6-12	8th	55.4	60.2
2009	Todd Lickliter	15-17	13-4	2-13	60.2	59.6	5-13	10th	57.9	62.5
2010	Todd Lickliter	10-22	9-9	1-13	60.5	66.0	4-14	T-9th	57.9	66.9
2011	Fran McCaffery	11-20	8-8	2-9	67.2	68.1	4-14	10th	65.2	72.8
2012	Fran McCaffery	18-17	14-6	3-9	73.0	72.5	8-10	T-7th	67.8	71.6
2013	Fran McCaffery	25-13	18-2	3-8	70.1	62.8	9-9	6th	66.3	64.6
2014	Fran McCaffery	20-13	13-4	4-6	81.5	70.3	9-9	6th	78.3	73.6
2015	Fran McCaffery	22-12	14-4	7-3	69.8	62.3	12-6	T-3rd	69.1	63.8
<b>Totals</b>		<b>1,572-1,103</b>	<b>1,005-53</b>	<b>561-739</b>			<b>741-752</b>			



## Coach Ed Rule

### 1901-02 (10-2)

11/6	*	Grinnell	W	34-19
12/14	*	Upper Iowa	W	42-13
1/15		Upper Iowa	W	27-26
1/16		Dubuque YMCA	W	36-27
1/17		Augustana (IL)	W	22-21
1/24		West College	W	24-7
2/1		Wilton	W	66-4
2/5	*	Kansas	W	40-27
2/14		D. M. YMCA	W	42-17
2/15		Grinnell	W	25-21
3/1		Minnesota	L	10-47
3/3		Minnesota A.C.	L	20-24

## Coach Fred Bailey

### 1902-03 (4-3)

1/24	*	Wilton	W	68-7
1/29		Des Moines College	W	NA
1/30		Des Moines YMCA	L	21-24
2/2		Grinnell	L	5-6
2/14	*	Grinnell	L	13-15
	*	West College	W	24-14
	*	Highland Park	W	27-17

## Coach Ed Rule

### 1903-04 (6-2)

12/4	*	Grinnell	W	39-35
1/7		Augustana (IL)	W	20-12
1/14		Grinnell	W	21-20
1/15		D. M. YMCA	W	23-16
1/17		Highland Park	W	28-19
1/30	*	Augustana (IL)	L	21-44
		Grinnell	L	12-35
2/19	*	Grinnell	W	23-19

## Coach John Chalmers

### 1904-05 (6-8)

1/11		Minnesota A.C.	W	24-18
1/12		Minnesota	L	17-48
1/21		Augustana (IL)	L	20-41
1/26		Highland Park	W	23-22
1/27		Des Moines YMCA	W	24-22
1/28		Grinnell	L	22-32
2/4	*	Augustana (IL)	W	28-24
2/18	*	Des Moines YMCA	L	25-33
2/23	*	Grinnell	W	24-17
2/28		Iowa Natl. Guard	L	26-46
3/4	*	Coe	W	50-9
3/6		Grinnell	L	26-34
3/10		Chicago	L	16-20
3/11		Northwestern	L	23-24

## Coach Ed Rule

### 1905-06 (11-5)

	*	Augustana (IL)	W	25-11
	*	Lewis Institute	L	25-31
		Coe	W	65-20
	*	Grinnell	W	26-13
1/13	*	Northern IA	W	51-9
1/26		Iowa Natl. Guard	W	42-26
2/1		Central YMCA	L	24-35
2/2		Chicago	L	20-27
2/14	*	Kansas	W	29-19
2/16		Northern Iowa	W	70-25
2/17		Coe	W	43-13
2/22		Grinnell	L	19-20
2/23		Des Moines YMCA	L	27-33
3/2		Augustana (IL)	W	28-25
3/3	*	Coe	W	70-12
3/9	*	Grinnell	W	20-17

## Coach John Griffith

### 1906-07 (5-5)

12/13	*	Northern Iowa	W	73-16
1/12	*	Coe	W	49-35
1/18		Des Moines YMCA	L	26-32
1/19		Highland Park	W	32-17
1/21		Nebraska	L	17-27
1/23		Kansas City A.C.	L	28-35
1/30		Grinnell	W	20-17
2/9	*	Grinnell	L	21-24
2/16		Coe	L	31-33
2/22	*	Nebraska	W	32-29

## Coach Ed Rule

### 1907-08 (10-6)

12/7		Cedar Rapids YMCA	W	69-39
12/14	*	Cedar Rapids YMCA	W	63-12
12/20	*	Chicago	L	26-35
		Upper Iowa	W	42-25
1/8	*	Minnesota	L	12-31
		Luther	W	34-32
		Chicago	L	12-32
	*	Minnesota	L	25-33
1/20	*	Grinnell	W	15-13
1/30	*	Missouri	W	46-16
2/14	*	Illinois	W	46-36
2/15		Coe	W	42-28
2/22		Grinnell	L	11-34
2/27	*	Coe	W	38-12
3/7	*	Nebraska	W	39-26
3/11		Grinnell	L	12-26

## Coach John Griffith

### 1908-09 (8-7, 1-5 Big Ten/8th)

1/13	*	Northern Iowa	W	42-12
1/21	*	Coe	W	48-10
1/28		Chicago	L	10-29
1/29		Indiana	L	12-18
1/30		Purdue	L	11-17
2/2	*	Haskell Indians	W	32-18
2/6	*	Grinnell	L	18-19
2/9		Coe	W	36-24
2/12		Grinnell	L	14-25
2/18	*	Minnesota	W	37-14
2/19		Northern Iowa	W	49-9
2/22		Drake	W	36-13
2/26		Luther	W	34-12
2/27		Minnesota	L	18-23
3/1		Wisconsin	L	9-30

### 1909-10 (11-3, 2-2 Big Ten/T5th)

1/10		Coe	W	32-17
1/19		Luther	W	19-15
1/20		Minnesota	L	9-20
1/22		Northern Iowa	W	34-11
1/29	*	Grinnell	W	20-13
2/3	*	Minnesota	L	18-22
2/4		Drake	W	26-8
2/5		Iowa State	W	30-27
2/11		Grinnell	L	13-18
2/16	*	Missouri	W	20-6
2/19		Northwestern	W	18-11
2/27	*	Iowa State	W	24-12
3/1	*	Drake	W	43-7
3/5	*	Northwestern	W	35-6

## Coach Walter Stewart

### 1910-11 (9-4, 2-2 Big Ten/T5th)

1/10	*	Coe	W	51-19
1/21	*	Drake	W	30-20
1/27	*	Northwestern	W	17-10
2/9		Carleton	W	25-14
2/10		Minnesota	L	7-37
2/11		Northern Iowa	W	43-17
2/17		Lewis Institute	L	10-19
2/18		Northwestern	W	27-18
2/20	*	Cornell	W	24-10
2/23		Drake	W	21-15
2/27		Grinnell	L	10-21
3/4	*	Minnesota	L	15-36
3/9		Grinnell	W	12-10

### 1911-12 (6-8, 0-4 Big Ten/T7th)

12/20	*	Iowa Wesleyan	W	41-22
1/5	*	Wisconsin	L	12-38
1/16	*	Leander Clarke	W	23-11
1/22	*	Minnesota	L	17-36
1/27	*	Northern Iowa	W	28-8
2/10	*	Grinnell	L	19-20
2/12		St. Joseph	L	9-11
2/13		Sacred Heart	W	14-12
2/14		Wisconsin	L	5-30
2/22	*	Cornell	W	24-10
		Grinnell	L	14-18
2/29	*	Northern Iowa	W	21-16
3/1		Minnesota	L	10-29
3/2		Carleton	L	9-15

## Coach Floyd Thomas

### 1912-13 (9-13, 1-5 Big Ten/8th)

12/16	*	Leander Clarke	W	14-10
12/30		Ottumwa	L	17-41
12/31		Highland Park	L	4-14
1/1		Iowa Natl. Guard	W	25-16
1/2		Des Moines YMCA	L	10-15
1/3		Simpson	L	14-24
1/11	*	Northern Iowa	W	24-20
1/16		Northwestern	L	12-29
1/17		Chicago	L	8-28
1/18		Illinois	L	9-35
1/24	*	Grinnell	L	12-26
2/3	*	Coe	W	42-12
2/5		Cornell	W	13-3
2/8	*	Iowa State	W	27-15
2/15	*	Minnesota	L	10-26
2/18	*	Cornell	W	19-16
2/21		Grinnell	L	11-35
2/25		Iowa State	W	21-13
3/1	*	Northwestern	L	11-19
3/6		Northern Iowa	L	15-21
3/7		Minnesota	W	12-9
3/8		Carleton	L	20-28

## Coach Maury Kent

### 1913-14 (9-7, 1-5 Big Ten/8th)

12/12	*	Leander Clarke	W	24-13
1/7	*	Northern Iowa	W	21-20
1/14	*	Cornell	W	50-13
1/17		Chicago	L	13-47
1/19	*	Minnesota	W	16-14
1/23	*	Grinnell	L	20-38
1/31	*	Iowa State	W	22-15
2/11		Northern Iowa	W	27-14
2/12		Minnesota	L	13-34
2/13		Carleton	L	16-25
2/16	*	Chicago	L	13-28
2/21	*	Northwestern	L	23-35
2/24		Iowa State	W	21-16
2/27		Grinnell	W	20-18
3/3		Cornell	W	20-13
3/7		Northwestern	L	23-41

**1914-15 (9-8, 2-6 Big Ten/7th)**

12/14	*	Iowa Wesleyan	W	46-22
1/9	*	Northern Iowa	W	44-16
1/13		Northwestern	L	15-26
1/16	*	Cornell	W	32-16
1/19	*	Indiana	W	29-20
1/22		Minnesota	L	14-29
1/23		Carleton	L	19-20
1/30	*	Grinnell	L	14-15
2/8	*	Ohio State	L	16-17
2/13	*	Minnesota	L	9-11
2/16	*	Iowa State	W	27-12
2/19		Grinnell	W	26-20
2/22		Ohio State	L	15-27
2/23		Indiana	W	20-19
3/1		Cornell	W	36-22
3/4		Iowa State	W	23-18
3/6	*	Northwestern	L	16-25

**1915-16 (11-4, 2-4 Big Ten/7th)**

12/21	*	Iowa Wesleyan	W	55-6
1/7	*	Cornell	W	30-12
1/10	*	Wisconsin#	L	30-36
1/15		Chicago	W	19-18
1/21		Minnesota	L	11-26
1/25	*	Grinnell	W	25-16
1/29	*	Drake	W	31-24
2/7		Cornell	W	28-19
2/12	*	Chicago	W	16-15
2/15		Drake	W	22-14
2/19	*	Iowa State	W	26-9
2/23	*	Minnesota	L	13-21
2/26		Grinnell	W	22-15
2/28		Wisconsin	L	19-38
3/4		Iowa State	W	22-14

**1916-17 (7-9, 1-8 Big Ten/9th)**

12/15	*	Northern Iowa	W	33-15
12/19	*	Lombard	W	39-11
1/6		Chicago	L	15-22
1/9	*	Cornell	W	28-13
1/12	*	Indiana	L	12-21
1/19		Indiana	L	7-12
1/20		Purdue##	L	17-19
1/24		Northwestern	L	15-24
1/27	*	Grinnell	W	19-16
2/9	*	Chicago	W	24-17
2/16		Iowa State	L	12-24
2/19	*	Minnesota	L	15-39
2/23		Grinnell	W	17-15
2/27	*	Iowa State	W	15-13
3/2		Minnesota	L	19-31
3/10	*	Northwestern	L	15-18

**1917-18 (6-8, 4-6 Big Ten/9th)**

12/15	*	Cornell	L	18-38
12/20	*	Lombard	L	15-25
1/5		Chicago	L	20-46
1/8	*	Wisconsin	L	22-36
1/19		Minnesota	L	18-33
1/21		Wisconsin	L	19-34
1/28	*	Purdue	W	33-19
2/4	*	Minnesota	W	25-21
2/9	*	Iowa State	W	24-9
2/16	*	Indiana	L	25-29
2/23	*	Chicago	W	29-26
3/1		Iowa State	W	22-20
3/8		Indiana	W	13-11
3/9		Purdue	L	22-46

**Coach Edwin Bannick**
**1918-19 (8-7, 4-7 Big Ten/T7th)**

1/8	*	Coe	W	25-22
1/13	*	Indiana	L	14-23
1/17		Chicago	L	19-31
1/18		Northwestern	W	29-28
1/24		Indiana	W	21-12
1/25		Purdue	L	19-32
2/1	*	Minnesota	L	18-28
2/8		Minnesota	L	22-36
2/10		Wisconsin	L	19-28
2/15	*	Iowa State	W	27-17
2/19	*	Chicago	L	10-22
2/22	*	Cornell	W	28-6
3/1		Iowa State	W	29-20
3/8	*	Northwestern	W	28-12
3/11	*	Wisconsin	W	29-27

**Coach James Ashmore**
**1919-20 (9-10, 6-6 Big Ten/6th)**

12/15	*	Cornell	L	20-22
12/17	*	Cornell	L	16-24
12/18	*	Cornell	L	32-35
1/1	*	Coe	W	39-11
1/2	*	Coe	L	21-22
1/5	*	Wisconsin	L	18-35
1/9		Minnesota	L	19-21
1/17		Northwestern	W	25-13
1/19		Wisconsin	W	21-20
1/23	*	Iowa State	W	27-15
1/27	*	Chicago	W	22-19
2/2	*	Minnesota	W	30-5
2/7	*	Indiana	W	28-20
2/10		Chicago	L	18-37
2/13		Indiana	L	19-25
2/14		Purdue	L	19-25
2/20	*	Purdue	L	26-42
2/27	*	Northwestern	W	27-23
3/6		Iowa State	W	26-19

**1920-21 (9-9, 6-5 Big Ten/T6th)**

12/29		Rockford	W	33-16
12/31		Illinois Wesleyan	L	26-29
1/1		Millikin	L	22-24
1/6	*	Coe	W	33-5
1/10	*	Cornell	W	44-13
1/15		Minnesota	L	19-24
1/21		Michigan	L	15-19
1/22		Chicago	L	17-42
1/31	*	Chicago	W	17-16
2/7	*	Minnesota	L	14-17
2/15	*	Iowa State	L	16-20
2/19	*	Purdue	W	20-15
2/21	*	Indiana	W	22-15
2/26		Indiana	W	26-17
3/5		Purdue	L	19-21
3/11		Iowa State	L	18-26
3/14	*	Northwestern	W	33-17
3/28		Northwestern	W	20-14

**1921-22 (11-7, 5-6 Big Ten/5th)**

12/10	*	Augustana (IL)	W	41-16
12/17	*	Cornell	W	34-14
12/20	*	Lombard	W	26-14
12/22		Creighton	L	17-19
12/23		Creighton	W	20-17
12/31		Knox	W	27-21
1/2	*	Upper Iowa	W	32-15
1/7	*	Wisconsin	L	15-18
1/14		Minnesota	L	16-24
1/21	*	Purdue	L	22-36
1/28		Purdue	L	26-27
2/11		Chicago	W	27-17
2/13		Wisconsin	W	24-18
2/18	*	Ohio State	W	31-27

2/23	*	Minnesota	W	29-21
2/27	*	Michigan	L	20-22
3/4		Michigan	L	19-25
3/6		Ohio State	W	34-18

**Coach Sam Barry**
**1922-23 (13-2, 11-1 Big Ten/T1st)**

12/10	*	Knox	W	21-11
12/19	*	Cornell	W	36-19
1/3	*	Notre Dame	L	23-24
1/6		Chicago	W	35-23
1/15	*	Michigan	W	18-17
1/20	*	Ohio State	W	46-21
1/27	*	Northwestern	W	29-22
1/29		Minnesota	W	32-16
2/3	*	Chicago	W	20-12
2/10		Northwestern	W	28-11
2/12		Ohio State	W	36-25
2/22	*	Indiana	W	19-13
2/26	*	Minnesota	W	29-24
3/3		Michigan	W	20-18
3/5		Indiana	L	21-23

**1923-24 (7-10, 4-8 Big Ten/9th)**

12/8	*	North Dakota	W	22-11
12/15	*	Butler	W	26-23
12/18	*	Cornell	W	25-15
1/2		Creighton	L	13-36
1/5	*	Marquette	L	20-21
1/12	*	Purdue	W	36-26
1/19		Michigan	L	18-23
1/21		Ohio State	L	28-43
2/2	*	Chicago	L	18-31
2/9	*	Ohio State	L	24-26
2/16		Chicago	W	21-13
2/22	*	Illinois	L	14-26
2/25	*	Michigan	L	25-27
2/29		Illinois	L	19-38
3/3		Purdue	W	40-31
3/8	*	Wisconsin	W	22-19
3/11		Wisconsin	L	26-36

**1924-25 (6-10, 5-7 Big Ten/T7th)**

12/13	*	Wabash	L	24-28
12/18	*	Butler	L	22-26
1/1		Marquette	W	28-17
1/5	*	Minnesota	W	27-19
1/9	*	Purdue	W	35-19
1/17	*	Creighton	L	20-38
1/24		Illinois	L	15-23
1/31	*	Indiana	L	28-30
2/7		Northwestern	W	35-20
2/9		Indiana	L	21-28
2/14		Purdue	L	23-35
2/16		Wisconsin	L	15-16
2/21		Minnesota	L	18-20
2/27		Illinois	W	33-25
3/3	*	Wisconsin	L	23-25
3/7	*	Northwestern	W	26-15

**1925-26 (12-5, 8-4 Big Ten/T1st)**

12/7	*	St. Louis	W	35-19
12/12	*	Wabash	W	38-26
12/17	*	Butler	W	26-24
12/18		Notre Dame	L	16-17
1/2		Marquette	W	19-16
1/9		Chicago	W	18-13
1/11		Michigan	L	16-22
1/16	*	Indiana	W	29-22
1/23		Ohio State	L	21-35
1/25		Northwestern	L	21-27
2/1		Indiana	L	20-30
2/6	*	Minnesota	W	21-14
2/13	*	Michigan	W	24-21
2/20	*	Northwestern	W	12-11
2/27	*	Chicago	W	32-20
3/3	*	Ohio State	W	18-17
3/13		Minnesota	W	17-15

# YEAR-BY-YEAR SCORES

## 1926-27 (9-8, 7-5 Big Ten/T4th)

*	St. Louis	W	43-13
*	Wabash	L	13-28
*	Notre Dame	L	18-19
	Marquette	W	35-21
	Chicago	W	19-13
	Purdue	W	39-25
*	Michigan	L	22-41
	Illinois#	L	33-40
*	Butler	L	32-47
*	Ohio State	W	39-25
*	Illinois	W	26-24
*	Purdue	W	33-28
	Wisconsin	L	21-24
*	Chicago	W	25-23
	Ohio State	L	28-30
	Michigan#	L	29-31
*	Wisconsin	W	26-17

## 1927-28 (6-11, 3-9 Big Ten/T7th)

*	Knox	W	30-21
*	Notre Dame	L	20-23
12/19	* Pittsburgh#	L	40-44
12/31	Marquette	W	31-17
	Minnesota	L	32-33
	* Northwestern	L	32-37
	* Illinois	W	36-30
	* Purdue	L	28-46
1/30	* Creighton	W	30-26
	* Minnesota	W	30-27
	Indiana	L	33-50
	Northwestern	L	28-49
	* Wisconsin	L	21-31
	Illinois	W	41-27
	* Indiana	L	39-49
	Wisconsin	L	17-20
	Purdue	L	20-44

## 1928-29 (9-8, 5-7 Big Ten/T7th)

*	South Dakota	W	37-17
*	Washington (MO)	W	22-18
	Marquette	W	38-15
	Pittsburgh	L	39-45
1/26	* Creighton	W	28-26
	* Ohio State	W	34-26
	* Michigan	L	25-36
	* Minnesota	W	36-23
	Northwestern	L	27-28
	Chicago	W	23-21
*	Indiana	W	29-27
*	Chicago	W	31-20
	Minnesota	L	22-37
	Michigan	L	18-25
	Ohio State	L	23-42
*	Northwestern	L	33-38
	Indiana	L	30-35

## **Coach Rollie Williams**

### 1929-30 (4-13)

12/9	* Duquesne	W	35-26
12/16	* Pittsburgh	L	21-29
12/21	Marquette	L	19-29
12/23	Notre Dame	L	19-32
1/7	* South Dakota State	L	20-30
1/11	* Missouri	L	24-25
1/18	* Bradley	L	28-35
1/24	Drake	W	25-18
1/25	Nebraska	L	26-41
1/30	* Oklahoma State	W	26-21
2/8	* Creighton	W	33-28
2/15	Concordia (MO)	L	32-41
2/17	St. Louis	L	25-32
2/22	* Drake	L	25-26
2/25	* St. Louis	L	24-31
3/4	* Marquette	L	21-39
3/10	Monmouth	L	23-29

## 1930-31 (5-12, 2-10 Big Ten/T10th)

12/8	* St. Louis	L	14-26
12/15	* Bradley	L	16-17
12/23	Creighton	W	28-22
1/5	Drake	W	21-20
1/10	* Minnesota	L	22-26
1/12	* Purdue	W	25-23
1/17	Wisconsin	L	13-24
1/19	* Indiana	L	20-28
2/2	Minnesota	L	14-36
2/9	Indiana	L	18-31
2/14	* Illinois	L	23-26
2/16	* Wisconsin	W	19-17
2/21	* Northwestern	L	30-40
2/28	Illinois	L	13-31
3/2	Northwestern	L	16-41
3/7	Purdue	L	19-39
3/14	* Notre Dame	W	23-17

## 1931-32 (5-12, 3-9 Big Ten/T9th)

12/5	* Bradley	L	19-24
12/12	* Carleton	L	26-35
12/19	* Nebraska	W	34-29
1/4	Drake	W	24-18
1/9	Ohio State	L	17-20
1/11	* Northwestern	L	26-32
1/16	* Ohio State	L	23-40
1/18	Indiana	L	27-35
2/1	Notre Dame	L	18-33
2/6	* Chicago	W	43-25
2/8	Minnesota	L	22-24
2/13	Northwestern	W	30-25
2/15	Michigan	L	22-40
2/20	* Indiana	L	33-34
2/27	* Michigan	L	27-35
2/29	Chicago	W	46-28
3/5	* Minnesota#	L	22-24

## 1932-33 (15-5, 8-4 Big Ten/T3rd)

Pos	Starters	Pts
F	Howard Moffitt	89
F	Guedner Krumbholz	118
C	Howard Bastian	154
G	Ben Selzer	80
G	John Grim	69
Reserves		
F	Jack Kotlow	35
F	John Barko	39
12/3	* Bradley	W 42-29
12/9	* Monmouth	W 28-22
12/12	Drake	W 52-11
12/17	* Carleton	W 34-19
1/3	* North Dakota State	L 17-21
1/7	* Michigan	L 25-33
1/9	Wisconsin	L 19-21
1/14	Purdue	W 35-33
1/16	Chicago	W 36-32
1/30	St. Ambrose	W 44-24
2/3	* Creighton	W 37-30
2/6	* Chicago	W 42-12
2/11	* Purdue	W 34-30
2/13	* Wisconsin	W 31-25
2/18	Michigan	W 36-35
2/20	Ohio State	L 23-38
2/25	* Ohio State	W 37-29
2/27	* Illinois	W 30-27
3/4	Illinois	L 16-44
3/6	St. Louis	W 52-20

## 1933-34 (13-6, 6-6 Big Ten/T5th)

Pos	Starters	Pts
F	John Barko	138
F	Howard Moffitt	135
C	Howard Bastian	133
G	Ben Selzer	96
G	John Grim	65
Reserves		
C/F	Ivan Blackmer	58
G	Albert Bobby	14
G/F	Fred Schwartz	13
12/2	* Millikin	W 47-27
12/11	* Iowa State	W 30-12
12/16	* Carleton	W 44-24
1/2	* South Dakota	W 42-32
1/6	* Northwestern	W 41-28
1/8	* Wisconsin	W 32-26
1/13	Minnesota	L 38-39
1/15	* Illinois	W 36-14
1/27	St. Ambrose	W 39-18
1/30	Drake	W 39-18
2/3	* Bradley	W 43-25
2/5	Indiana	L 25-34
2/10	Purdue	W 38-36
2/12	Northwestern	L 29-35
2/17	* Purdue	L 33-45
2/19	* Indiana	W 29-26
2/24	* Minnesota	W 33-30
2/26	Illinois	L 31-35
3/3	Wisconsin	L 32-35

## 1934-35 (10-9, 6-6 Big Ten/T6th)

Pos	Starters	Pts
F	John Berko	160
F	Sid Rosenthal	110
C	Ivan Blackmer	142
G	John Grim	92
G	Albert Bobby	73
Reserves		
F	Fred Schwartz	22
F	Glen Tangeman	20
F	Richard Moran	7
12/1	* Hamline	W 38-26
12/10	* Carleton	W 36-23
12/15	* Pittsburgh	L 26-38
12/20	Nebraska	W 31-24
12/29	* Stanford	W 38-28
1/1	Iowa State	L 33-41
1/3	Drake	L 25-45
1/5	* Ohio State	W 32-21
1/7	* Chicago	W 39-29
1/12	Northwestern	W 38-35
1/14	Minnesota#	W 39-33
1/19	* Indiana	L 35-40
2/2	* Minnesota	L 35-36
2/9	Ohio State	L 24-42
2/11	Indiana	L 30-34
2/16	* Michigan	L 27-29
2/23	Chicago	L 40-41
2/25	Michigan	W 37-25
3/4	* Northwestern	W 35-33



**1935-36 (9-10, 5-7 Big Ten/T6th)**

Pos	Starters	Pts
F	Sid Rosenthal (Sr.)	162
F	John Barko (Sr.)	72
C	Jack Drees (So.)	49
G	Joe Van Ysseldyk (So.)	76
G	Kenneth Suesens (So.)	46
<b>Reserves</b>		
G	Wally Gaddis (Jr.)	44
F	Fred Schwartz (Sr.)	38
C	Matt Walsh (Jr.)	36

11/30	*	Millikin	L	29-33
12/10	*	Carleton	W	52-27
12/14	*	Pittsburgh	L	22-32
12/19		Loyola (IL)	W	33-26
12/21		Western Michigan	L	35-48
12/30		Marquette	W	31-27
1/4	*	Drake	W	35-22
1/11	*	Illinois	W	27-26
1/13	*	Ohio State	W	25-23
1/18		Wisconsin	L	21-27
1/20		Ohio State	L	26-34
2/3		Michigan#	L	27-31
2/8	*	Purdue	L	38-39
2/10		Illinois	L	14-36
2/15	*	Chicago	W	33-20
2/17	*	Wisconsin	W	32-25
2/22	*	Michigan	L	25-31
2/29		Purdue	L	38-54
3/2		Chicago	W	47-39

**1936-37 (11-9, 3-9 Big Ten/T8th)**

Pos	Starters	Ppg
F	Ben Stephens (So.)	8.4
F	Sam Johnson (Fr.)	5.7
C	Jack Drees (Jr.)	4.1
G	Joe Van Ysseldyk (Jr.)	4.6
G	Albert Bobby (Sr.)	2.9
<b>Reserves</b>		
F	Wally Gaddis (Sr.)	7.2
C	Matt Walsh (Sr.)	1.3
G	Ken Suesens (Jr.)	1.8

12/5	*	Bradley	W	33-27
12/10	*	Carleton	W	52-26
12/14	*	South Dakota	W	44-23
12/16	*	Denver	W	34-30
12/19		Washington (MO)	W	42-35
12/21		Millikin	W	37-30
1/2		Marquette	W	37-34
1/4		Indiana	L	24-28
1/9		Northwestern	W	33-26
1/11	*	Purdue	L	31-35
1/16		Illinois	L	28-42
1/18		Wisconsin	L	23-29
2/3	*	North Dakota	W	35-30
2/6	*	Indiana	L	34-38
2/8	*	Northwestern	W	39-29
2/13		Purdue	L	29-54
2/15	*	Minnesota	L	37-43
2/20	*	Wisconsin	W	43-35
2/22		Minnesota	L	25-44
2/27	*	Illinois	L	29-40

**1937-38 (11-9, 6-6 Big Ten/T5th)**

Pos	Starters	Ppg
F	Ben Stephens (Jr.)	10.9
F	Nile Kinnick (So.)	6.1
C	Jack Drees (Sr.)	4.8
G	Joe Van Ysseldyk (Sr.)	4.4
G	Ken Suesens (Sr.)	2.5
<b>Reserves</b>		
F	Sam Johnson (So.)	3.9
F	Thomas Lind (So.)	2.6
G	Fred Hohenhorst (So.)	1.2

12/9	*	Carleton	W	44-20
12/13	*	Washington (MO)	W	41-34
12/18		Butler	W	36-31
12/20		Xavier	W	33-28
12/21		Toledo	L	39-59
12/22		Michigan State	L	37-52
1/1		Marquette	L	23-36
1/8	*	Indiana	W	48-39

1/10	*	Northwestern	L	28-36
1/15		Ohio State	L	29-48
1/17		Indiana	W	36-32
1/31	*	South Dakota	W	35-34
2/5	*	Ohio State	L	43-51
2/7		Minnesota	L	26-28
2/12		Chicago	W	42-29
2/14		Michigan	W	38-30
2/19	*	Chicago	L	35-38
2/21		Northwestern	W	26-25
2/26	*	Michigan	W	37-25
2/28	*	Minnesota	L	29-30

**1938-39 (8-11, 3-9 Big Ten/10th)**

Pos	Starters	Ppg
F	Ben Stephens (Sr.)	13.4
F	Angelo Anapol	4.9
C	Ken Bastian (Jr.)	3.6
G	Erwin Prasse (Jr.)	4.5
G	Thomas Lind (Jr.)	3.6
<b>Reserves</b>		
C	Charles Plett	3.2
F/G	Howard Irvine	2.3
C	Dick Evans (Jr.)	3.0

12/3	*	Carleton	L	33-37
12/9	*	Monmouth	W	37-34
12/12	*	Washington (MO)	W	42-26
12/17		Butler	L	29-31
12/19		DePaul	W	34-29
12/31	*	St. Louis	W	47-37
1/7		Wisconsin	L	24-28
1/9		Minnesota	L	29-36
1/14	*	Purdue	W	49-41
1/16	*	Chicago	W	29-19
1/21	*	Michigan	L	32-47
1/30	*	South Dakota	W	35-30
2/4		Northwestern	L	25-27
2/6		Illinois	L	26-34
2/11	*	Indiana	L	39-50
2/18		Ohio State	L	40-53
2/20		Indiana	L	40-45
2/27	*	Northwestern	W	41-26
3/6	*	Minnesota	L	43-54

**1939-40 (9-12, 4-8 Big Ten/8th)**

Pos	#	Starters	Ppg
F	26	Vic Siegel (So.)	9.0
F	17	Thomas Lind (Sr.)	6.5
C	12	Dick Evans (Sr.)	3.9
G	16	Erwin Prasse (Sr.)	3.6
G	24	Vincent Harsha (So.)	1.8
<b>Reserves</b>			
C	10	Ken Bastian (Sr.)	2.7
G	22	Rudy Soderquist (So.)	1.6
G	4	Paul Siglin (So.)	1.9
F	23	Richard Hein (So.)	2.1

12/2		Carleton	W	24-21
12/8	*	Millikin	W	43-26
12/11	*	Denver	W	44-32
12/16		Wayne	L	30-34
12/18		Butler	L	25-32
12/30		Marquette#	L	43-49
1/1		Toledo	L	30-54
1/6	*	Minnesota	L	34-42
1/8		Indiana	L	30-45
1/13		Michigan	L	38-47
1/15		Chicago	W	41-27
1/29	*	South Dakota State	W	24-23
2/5	*	DePauw	W	35-25
2/10	*	Wisconsin	W	37-35
2/12	*	Ohio State	W	43-33
2/17		Minnesota	L	29-34
2/19	*	Indiana	L	42-46
2/24		Northwestern	L	29-39
2/26		Purdue	L	29-50
3/2	*	Illinois	W	62-47
3/4	*	Northwestern	L	34-43

**1940-41 (12-8, 4-8 Big Ten/8th)**

Pos	Starters	Ppg
F	Vic Siegel (Jr.)	9.7
F	Tom Chapman (So.)	6.3
C	Milton Kuhl (Jr.)	9.2
G	Rudy Soderquist (Jr.)	5.6
G	Bill Wheeler (Jr.)	2.7
<b>Reserves</b>		
F	Ben Trickey (So.)	3.1
G	Paul Siglin (Jr.)	2.3
F	Wendell Hill (Jr.)	2.2
F	Richard Hein (Jr.)	1.4

12/7	*	Monmouth	W	75-35
12/13	*	Wabash	W	42-22
12/16	*	Indiana State	W	39-37
12/21		Detroit	W	37-35
12/23		Michigan State	W	40-34
1/3	*	DePauw	W	45-35
1/6		North Dakota	W	43-23
1/11		Wisconsin	L	35-49
1/13		Minnesota	W	41-34
1/20	*	Northwestern	W	52-41
2/1	*	Millikin	W	46-27
2/3	*	Chicago	W	58-36
2/8		Ohio State	L	44-49
2/10		Indiana	L	40-50
2/15	*	Michigan	L	29-40
2/17		Illinois	L	53-56
2/22	*	Indiana	L	36-47
2/24	*	Purdue##	L	49-52
3/1		Northwestern	L	36-45
3/3	*	Minnesota	W	46-39

**1941-42 (12-8, 10-5 Big Ten/T2nd)**

Pos	#	Starters	Ppg
F	16	Tom Chapman (Jr.)	12.3
F	7	Wendell Hill (Sr.)	3.9
C	11	Milton Kuhl (Sr.)	8.1
G	22	Rudy Soderquist (Sr.)	6.0
G	26	Vic Siegel (Sr.)	7.6
<b>Reserves</b>			
F	27	Ben Trickey (Jr.)	6.2
F	23	Richard Hein (Sr.)	1.2
G	24	Vincent Harsha (Sr.)	1.3
C	15	Bruce Fountain (Sr.)	0.8

12/13	*	Washington (MO)	W	52-31
12/20		Butler	L	35-41
12/22		Western Michigan	W	49-48
12/30	*	Nebraska	L	34-41
1/3		Michigan	W	40-34
1/5		Chicago	W	53-39
1/10	*	Wisconsin	W	49-45
1/12	*	Minnesota	L	39-41
1/17		Ohio State	L	52-54
1/19		Illinois	L	35-42
1/29	*	Kansas	L	51-53
2/2	*	Chicago	W	64-40
2/7		Purdue	L	44-45
2/9	*	Ohio State	W	52-44
2/14		Northwestern	W	46-44
2/21	*	Michigan	W	59-38
2/23	*	Indiana	W	55-52
2/28	*	Purdue	W	42-36
2/28	*	Illinois	W	46-32
3/7		Wisconsin	L	45-62

## Coach Pops Harrison

### 1942-43 (7-10, 3-9 Big Ten/9th)

Pos	Starters	Ppg
F	Ben Trickey (Sr.)	13.5
F	Tom Chapman (Sr.)	16.8
C	James O'Brien (Sr.)	7.1
G	Robert Lundstedt (So.)	4.8
G	Theron Thomsen (So.)	5.5
G	Gene Nesmith (So.)	3.1
<b>Reserves</b>		
F/G	Sam Vacanti (So.)	2.8
G	James Humphrey (So.)	0.4

12/10	*	South Dakota State	W	52-46
12/14	*	Carleton	W	46-43
12/19		Nebraska	L	43-52
1/2	*	Ripon	W	69-38
1/9	*	Minnesota	L	45-46
1/11	*	Minnesota	W	48-41
1/16		Illinois	L	41-61
1/18		Illinois	L	34-66
1/23	*	Indiana	L	55-71
1/25	*	Indiana	L	43-64
2/6	*	Knox	W	62-45
2/13		Northwestern	L	33-52
2/15		Northwestern	L	50-52
2/20		Purdue	L	35-49
2/22		Chicago	W	62-34
2/27	*	Ohio State	W	43-41
3/1	*	Ohio State	L	46-53

### 1943-44 (14-4, 9-3 Big Ten/T2nd)

Pos	Starters	Ppg
F	Dick Ives (Fr.)	18.1
F	David Danner (Fr.)	14.4
C	Lloyd Herwig (Sr.)	5.9
G	Ned Postels (So.)	5.6
G	Jack Spencer (Fr.)	3.4
<b>Reserves</b>		
G	Jimmie Grafton (Fr.)	3.1
G	Donald Walter (Fr.)	1.8
G	Glen Kremer (Fr.)	1.0

12/10	*	Nebraska	W	50-33
12/15	*	Western Illinois	W	82-34
12/18	*	Monmouth	W	54-29
1/1	*	Denver	W	63-20
1/7		Minnesota	W	37-34
1/8		Minnesota	W	37-29
1/15	*	Augustana	W	56-30
1/21	*	Illinois	W	56-51
1/22	*	Illinois	W	53-44
1/28		Indiana	W	43-42
1/29		Indiana	W	52-40
2/5	*	Chicago	W	103-31
2/11		Ohio State	L	49-63
2/12		Ohio State	L	42-56
2/18	*	Purdue	W	46-43
2/26		Notre Dame	L	42-66
3/3	*	Northwestern	W	45-39
3/4	*	Northwestern	L	41-42

### 1944-45 (17-1, 11-1 Big Ten/1st)

Pos	#	Starters	Ppg
F	4	Ned Postels (Jr.)	6.2
F	7	Dick Ives (So.)	12.0
C	11	Clayton Wilkinson (So.)	11.5
G	28	Herbert Wilkinson (So.)	9.6
G	20	Jack Spencer (So.)	6.1
<b>Reserves</b>			
F	3	Murray Wier (Fr.)	7.8
C	27	Dick Culberson (Jr.)	2.3
G	4	Bob Schulz (Fr.)	1.6

12/9	*	Western Illinois	W	101-23
12/11	*	South Dakota State	W	87-37
12/16		Nebraska	W	61-45
12/19	*	Denver	W	60-41
12/23	*	Notre Dame	W	63-46
12/30	*	Michigan State	W	66-29
1/6	*	Minnesota	W	41-34
1/13	*	Purdue	W	61-34
1/19		Michigan	W	29-27

1/22	*	Indiana	W	56-51
1/26		Illinois	L	42-43
2/3	*	Michigan	W	50-37
2/10		Indiana	W	45-40
2/12		Purdue	W	48-43
2/19	*	Wisconsin	W	54-53
2/24		Wisconsin	W	68-38
2/26		Minnesota	W	55-48
3/3	*	Illinois	W	43-37

### 1945-46 (14-4, 8-4 Big Ten/T3rd)

Pos	#	Starters	Ppg
F	3	Murray Wier (So.)	8.4
F	7	Dick Ives (Jr.)	10.3
C	11	Clayton Wilkinson (Jr.)	6.1
G	12	Ned Postels (Sr.)	4.2
G	28	Herbert Wilkinson (Jr.)	8.3
<b>Reserves</b>			
C	15	Noble Jorgensen (Jr.)	6.2
F	4	Dave Danner (Jr.)	6.5
G	5	Tony Guzowski (Fr.)	2.2

12/1	*	Augustana	W	87-25
12/3	*	South Dakota	W	91-26
12/8	*	Denver	W	67-40
12/11	*	South Dakota State	W	71-33
12/17	*	Nebraska	W	61-35
12/22	*	Illinois	W	41-39
1/1	*	St. Louis	W	51-40
1/7	*	Wisconsin	W	57-50
1/12		Indiana	L	39-45
1/19		Purdue	W	49-43
1/21		Chicago	W	58-32
1/28	*	Minnesota#	W	63-61
2/2	*	Chicago	W	68-36
2/9	*	Purdue	W	43-41
2/16		Wisconsin	W	44-39
2/23		Illinois	L	51-57
2/25	*	Indiana	L	46-49
3/2		Minnesota	L	47-58

### 1946-47 (12-7, 5-7 Big Ten/T6th)

Pos	#	Starters	Ppg
F	3	Murray Wier (Jr.)	15.1
F	7	Dick Ives (Sr.)	6.2
C	15	Noble Jorgensen (Sr.)	9.4
G	28	Herbert Wilkinson (Sr.)	9.3
G	20	Jack Spencer (Jr.)	3.6
<b>Reserves</b>			
G/F	11	Clayton Wilkinson (Sr.)	5.3
G	19	Floyd Magnusson (So.)	3.3
F	10	Dave Danner (Sr.)	2.5

12/2	*	South Dakota State	W	73-32
12/7	*	Kansas State	W	54-41
12/12	*	Detroit	W	67-51
12/16	*	South Dakota	W	53-25
12/19	*	St. Mary's (CA)	W	44-41
12/23	*	Montana State	W	76-49
12/31	*	Texas Christian	W	61-37
1/4	*	Wisconsin	L	62-63
1/11	*	Ohio State	W	61-35
1/13	*	Minnesota	W	77-64
1/18		Indiana	L	48-50
1/20		Purdue	L	46-52
1/25		Northwestern	L	40-59
2/3		Wisconsin	L	53-60
2/8		Illinois	L	36-45
2/15	*	Michigan	W	55-46
2/17		Minnesota	L	55-59
2/22	*	Indiana	W	68-46
3/1	*	Purdue	W	51-48

### 1947-48 (15-4, 8-4 Big Ten/2nd)

Pos	#	Starters	Ppg
F	17	Murray Wier (Sr.)	21.0
F	5	Floyd Magnusson (Jr.)	3.9
C	22	Leonard Metcalfe (Sr.)	10.6
G	7	Jack Spencer (Sr.)	4.3
G	23	Bob Schulz (So.)	4.7
<b>Reserves</b>			
F	26	Bob Vollers (So.)	4.1
C	11	Roger Finley (So.)	2.6
F	4	Charlie Mason (Jr.)	3.4

12/1	*	Carleton	W	82-43
12/6	*	South Dakota	W	66-30
12/13	*	North Dakota	W	58-47
12/20		Washington (MO)	W	44-41
12/31	*	Harvard	W	61-41
1/3	*	Princeton	W	52-40
1/5		Ohio State	W	49-41
1/10	*	Purdue	W	60-49
1/12		Wisconsin	L	51-60
1/17	*	Indiana	W	61-52
1/19		Minnesota	L	56-72
1/31	*	Regis	W	76-48
2/2	*	Northwestern#	W	57-54
2/7		Purdue	W	41-33
2/9	*	Illinois	W	70-61
2/14		Indiana	L	47-49
2/21	*	Wisconsin	W	62-40
2/28	*	Minnesota	W	54-50
3/1		Michigan	L	35-51

### 1948-49 (10-10, 3-9 Big Ten/8th)

Pos	#	Starters	Ppg
F	4	Charlie Mason (Sr.)	7.8
F		Al Weiss (So.)	8.5
C		Franklin Calsbeek (So.)	6.0
G		Tony Guzowski (Sr.)	7.1
G		Bob Schulz (Jr.)	5.0
<b>Reserves</b>			
F/G		Stan Straatsma (Sr.)	3.9
C/F		Don Hays (Jr.)	3.9
F	26	Bob Vollers (Jr.)	4.1

12/1	*	Omaha	W	64-44
12/4	*	Colorado College	W	77-44
12/11	*	Creighton	W	77-38
12/13	*	Ithaca	W	78-26
12/18		Michigan State	L	43-49
12/22	*	Texas Christian#	W	47-46
12/30	*	St. Mary's (CA)	W	46-43
1/3	*	Western Reserve	W	61-54
1/8	*	Purdue	L	53-73
1/10		Indiana	L	39-50
1/15	*	Ohio State	W	53-49
1/17	*	Minnesota	L	45-61
1/22		Northwestern	L	44-65
2/7		Purdue	L	46-54
2/12		Minnesota	L	49-54
2/19	*	Wisconsin	W	61-60
2/21		Illinois	L	49-80
2/26	*	Indiana	L	60-76
2/28		Wisconsin	L	47-70
3/5	*	Michigan	W	63-62

## Coaches Pops Harrison/Bucky O'Connor

### 1949-50 (15-7, 6-6 Big Ten/5th)

Pos	#	Starters	Ppg
F		Bob Vollers (Sr.)	11.6
F		Franklin Calsbeek (Jr.)	15.1
C	27	Charles Darling (So.)	9.2
G	23	Bob Clifton (So.)	8.5
G		Bob Schulz (Sr.)	4.6
<b>Reserves</b>			
F	19	Everett Cochrane (So.)	6.7
F		Dick Riecks (Jr.)	4.0
G		Herald Greene (So.)	3.9

12/1	*	Colorado College	W	76-54
12/5	*	Michigan State	W	73-53
12/10		Lawrence Tech	L	49-54
12/17		Western Reserve	W	97-57
12/19		Notre Dame	W	64-62

12/23	*	Carnegie Tech	W	73-42
12/28	*	Oregon	W	81-54
12/30		Oregon#	W	70-69
1/2	*	Utah State	W	62-58
1/7		Michigan	L	46-66
1/14	*	Indiana	W	65-54
1/16		Purdue	L	55-64
1/21	*	Northwestern	W	61-56
1/23		Ohio State	L	54-68
2/4	*	Purdue	W	66-60
2/11	*	Illinois	W	70-65
2/13	*	Wisconsin#	L	62-66
2/18		Wisconsin	L	44-53
2/20		Minnesota	W	64-62
2/25		Indiana	W	59-53
3/4	*	Creighton	W	70-46
3/6	*	Minnesota	L	49-64

### **Coach Rollie Williams**

#### **1950-51 (15-7, 9-5 Big Ten/3rd)**

Pos	#	Starters	Ppg
F		Franklin Calsbeek (Sr.)	15.4
F	25	Herb Thompson (So.)	5.9
C	27	Charles Darling (Jr.)	16.3
G	23	Bob Clifton (Jr.)	9.0
G	19	Everett Cochrane (Jr.)	7.6
<b>Reserves</b>			
G		Herald Greene (Jr.)	4.6
G		Fred Ruck (Jr.)	3.6
F/G		Bob Diehl (So.)	2.2

12/4	*	DePauw	W	74-67
12/9		Western Michigan	L	49-58
12/11		Butler	L	51-54
12/18	*	Notre Dame	W	63-60
12/23	*	UCLA	W	80-63
12/28		Loyola (IL)	W	61-56
12/30		Pittsburgh	W	73-66
1/6		Purdue	W	73-63
1/8	*	Illinois	L	69-72
1/13		Northwestern	L	70-73
1/15	*	Michigan State	W	46-42
1/20		Illinois	L	53-69
1/22		Minnesota	W	69-47
2/2	*	Missouri	W	63-53
2/5	*	Northwestern	W	73-55
2/10	*	Ohio State	W	83-71
2/12	*	Indiana	L	54-63
2/17		Wisconsin	W	73-60
2/24	*	Michigan	W	70-48
2/26		Indiana	L	53-63
3/3		Michigan State	W	65-52
3/5		Michigan	W	65-55

### **Coach Bucky O'Connor**

#### **1951-52 (19-3, 11-3 Big Ten/2nd)**

Pos	#	Starters	Ppg
F	7	McKinley Davis (Fr.)	8.0
F	25	Herb Thompson (Jr.)	8.5
C	27	Chuck Darling (Sr.)	25.5
G	23	Bob Clifton (Sr.)	11.8
G	16	Herald Greene (Sr.)	5.5
<b>Reserves</b>			
F	19	Everett Cochrane (Sr.)	6.4
F	32	Chuck Jarnagin (So.)	2.1
G	35	Ken Buckles (So.)	1.8

12/1	*	Western Michigan	W	72-68
12/8	*	DePauw	W	69-53
12/15		Missouri	W	48-43
12/17		Washington (MO)	W	60-53
12/20	*	Oklahoma	W	59-46
12/27		California	W	69-64
12/28		Oregon	W	86-72
1/5		Michigan State	W	61-60
1/7		Michigan	W	54-46
1/12	*	Indiana	W	78-59
1/14	*	Northwestern	W	78-64
1/19	*	Minnesota	W	76-59

1/21		Indiana	L	69-82
2/4	*	Butler	W	58-57
2/9	*	Illinois	W	73-68
2/11	*	Michigan	W	82-59
2/16		Purdue	W	90-67
2/18		Ohio State	W	75-62
2/23		Illinois	L	62-78
2/25	*	Michigan State	W	64-52
3/1		Northwestern	W	77-68
3/3	*	Wisconsin	L	75-78

#### **1952-53 (12-10, 9-9 Big Ten/6th)**

Pos	#	Starters	Ppg
F	16	McKinley Davis (So.)	14.9
F	25	Herb Thompson (Sr.)	13.5
C	20	Bob Miller (So.)	8.2
G	32	Chuck Jarnagin (Jr.)	10.1
G	35	Ken Buckles (Jr.)	10.5
<b>Reserves</b>			
C	19	Gene Hettrick (Jr.)	6.6
G	18	Bob Mau (Sr.)	4.3
F	36	Jerry Ridley (So.)	2.1

12/1	*	Butler	W	62-52
12/6		Oklahoma	L	62-63
12/13	*	Michigan	W	85-77
12/15		Wisconsin	L	70-75
12/22	*	Indiana	L	72-91
12/26		Oregon	W	86-57
12/27	*	California	W	69-60
12/29	*	Wisconsin	W	83-66
1/10		Michigan State	L	61-68
1/12		Michigan	L	61-66
1/17		Minnesota	L	58-65
1/19	*	Northwestern	W	69-68
1/24		Purdue	L	58-69
2/9		Michigan State	L	48-60
2/14		Illinois	L	63-80
2/16		Ohio State	W	71-68
2/21	*	Illinois	W	67-62
2/23	*	Ohio State	W	90-75
2/28		Northwestern	W	93-78
3/2	*	Minnesota#	W	81-79
3/7	*	Purdue	W	65-56
3/9		Indiana	L	61-68

#### **1953-54 (17-5, 11-3 Big Ten/2nd)**

Pos	#	Starters	Ppg
F	21	Carl Cain (So.)	12.9
F	16	McKinley Davis (Jr.)	8.5
C	31	Bill Logan (So.)	14.3
G	22	Bill Seaberg (So.)	8.2
G	46	Sharm Scheuerman (So.)	6.8
<b>Reserves</b>			
C/F	33	Bill Schoof (So.)	6.7
F/G	23	Roy Johnson (So.)	5.7
G	32	Chuck Jarnagin (Sr.)	5.1

12/5	*	Washington (MO)	W	51-45
12/12		Nebraska	L	70-81
12/15	*	Colorado State	W	72-55
12/18	*	USC	W	66-57
12/21	*	Colorado	W	78-72
12/30		UCLA	W	65-50
12/31		USC	L	60-70
1/4	*	Michigan State	W	73-63
1/9	*	Wisconsin	W	71-54
1/11	*	Michigan	W	93-78
1/16	*	Minnesota	L	55-59
1/18		Illinois	W	79-70
1/23		Purdue	W	70-62
1/25	*	Northwestern	W	65-52
2/6	*	Missouri	W	73-53
2/8		Michigan	W	86-68
2/13		Minnesota#	W	86-82
2/15		Ohio State	L	69-77
2/20	*	Illinois	L	51-74
2/22		Indiana	W	82-64
2/27		Michigan State	W	60-48
3/1	*	Ohio State	W	84-71

#### **1954-55 (19-7, 11-3 Big Ten/1st)**

Pos	#	Starters	Ppg
F	21	Carl Cain (Jr.)	13.4
F	16	McKinley Davis (Sr.)	10.9
C	31	Bill Logan (Jr.)	15.3
G	22	Bill Seaberg (Jr.)	13.4
G	46	Sharm Scheuerman (Jr.)	8.2
<b>Reserves</b>			
F	33	Bill Schoof (Jr.)	6.2
F/C	35	Bob George (Jr.)	4.0
G	23	Roy Johnson (Jr.)	3.3

12/1	*	Washington (MO)	W	80-61
12/4		Loyola (IL)	W	89-79
12/6		Nebraska	W	84-61
12/11		Missouri	L	94-97
12/13	*	St. Mary's (CA)	W	68-49
12/17		Pennsylvania	L	75-87
12/18		Princeton	W	71-52
12/30	*	Stanford	W	73-46
1/3		Wisconsin	W	86-69
1/8	*	Minnesota	L	80-81
1/10	*	Michigan State	W	94-81
1/17	*	Illinois	W	92-80
1/22		Northwestern	L	73-93
1/24		Ohio State	W	79-66
2/5	*	Purdue	W	76-67
2/12	*	Indiana	W	90-75
2/14	*	Ohio State	W	79-68
2/19		Michigan State	W	78-69
2/21		Illinois	W	89-70
2/26	*	Michigan	W	96-84
2/28		Minnesota	W	72-70
3/7		Michigan	L	58-74

#### **NCAA Tourney (Mideast)**

3/11		Penn State	W	82-53
3/12		Marquette	W	86-81
3/18		LaSalle	L	73-76
3/19		Colorado	L	54-75

#### **1955-56 (20-6, 13-1 Big Ten/1st)**

Pos	#	Starters	Ppg
F	21	Carl Cain (Sr.)	15.8
F	33	Bill Schoof (Sr.)	10.8
C	31	Bill Logan (Sr.)	17.7
G	22	Bill Seaberg (Sr.)	13.9
G	46	Sharm Scheuerman (Sr.)	10.1
<b>Reserves</b>			
F/C	35	Bob George (Sr.)	3.8
G	24	Augie Martel (Jr.)	2.2
F	42	Tom Payne (So.)	3.0

12/3	*	Nebraska	W	60-51
12/9	*	Southern Methodist	W	80-62
12/12		Colorado	L	57-60
12/17	*	Loyola Marymount	W	84-61
12/27		Washington	L	71-76
12/29		Stanford	L	52-54
12/30		California	L	45-70
1/7	*	Michigan State	L	64-65
1/9		Ohio State	W	88-73
1/14	*	Minnesota	W	84-62
1/21		Michigan	W	78-67
1/23		Purdue	W	67-63
2/4	*	Wichita State	W	98-86
2/6		Wisconsin	W	78-74
2/11		Northwestern	W	70-65
2/13	*	Purdue	W	88-75
2/18	*	Wisconsin	W	80-66
2/20		Indiana	W	87-83
2/25		Minnesota#	W	83-73
2/27	*	Northwestern	W	86-68
3/3	*	Illinois	W	96-72
3/5	*	Indiana	W	84-73

#### **NCAA Tourney (Mideast)**

3/16	*	Morehead State	W	97-83
3/17	*	Kentucky	W	89-77
3/22		Temple	W	83-76
3/23		San Francisco	L	71-83





## 1956-57 (8-14, 4-10 Big Ten/8th)

Pos	#	Starters	Ppg
F	57	Dave Gunther (So.)	12.3
F	41	George Seaberg (So.)	5.3
C	26	Peer Heeg (So.)	5.3
G	32	Clarence Wordlaw (So.)	11.6
G	36	Jim McConnell (Jr.)	9.0
<b>Reserves</b>			
G	24	Augie Martel (Sr.)	9.5
C/F	42	Tom Payne (Jr.)	12.3
C	20	Americus John-Lewis (So.)	5.3

12/3		Nebraska	L	43-67
12/8	*	Denver	W	58-57
12/17	*	Loyola (LA)	W	80-65
12/22	*	Kansas State	W	85-83

## Dixie Classic

12/27		NC State (n)	L	70-84
12/28		DePaul (n) #	L	72-73
12/29		West Virginia (n)	W	79-76

1/5	*	Ohio State	L	60-72
1/7		Illinois	L	70-81
1/12	*	Minnesota	W	89-66
1/19		Wisconsin	W	70-47
1/21		Northwestern	L	63-70
2/2	*	Indiana	L	66-82
2/4		Washington (MO)	L	54-62
2/9	*	Purdue	W	74-67
2/16		Michigan State	L	67-77
2/18		Indiana	L	76-90
2/23	*	Northwestern	W	74-66
2/25		Minnesota	L	81-102
3/2	*	Michigan	L	79-83
3/4		Purdue	L	63-72
3/9	*	Wisconsin	L	59-60

## 1957-58 (13-9, 7-7 Big Ten/6th)

Pos	#	Starters	Ppg
F	25	Dave Gunther (Jr.)	19.8
F	45	Nolden Gentry (So.)	9.5
C	3	Frank Mundt (So.)	4.4
G	32	Clarence Wordlaw (Jr.)	12.5
G	30	Bob Washington (So.)	6.5
<b>Reserves</b>			
C	43	Larry Swift (So.)	11.8
G	44	Earl Nau (So.)	5.6
G	4	Mike Heitman (So.)	4.8

12/3	*	Southern Methodist	W	66-60
12/7	*	Arizona	W	80-63
12/14		Kansas State	L	69-86
12/16		Wichita State	L	78-81
12/21	*	Oregon State#	W	77-67

## Queen City Tournament

12/28		Cornell - NY (n)	W	73-68
12/30		Syracuse (n)	W	58-52

1/4	*	Michigan	L	65-73
1/6		Illinois	W	70-68
1/13	*	Northwestern#	L	80-82
1/18	*	Indiana	W	79-75
1/20		Ohio State	L	64-70
1/25		Minnesota	W	73-71
2/1	*	Ohio State	W	66-64
2/8	*	Miami (OH)	W	82-77
2/10		Michigan State	L	84-90
2/17	*	Wisconsin	W	74-61
2/22	*	Illinois	W	83-79
2/24		Northwestern	W	86-78
3/1	*	Michigan State	L	65-83
3/3		Purdue	L	59-65
3/8		Michigan	L	92-95

## Coach Sharm Scheuerman

### 1958-59 (10-12, 7-7 Big Ten/T5th)

Pos	#	Starters	Ppg
F	25	Dave Gunther (Sr.)	21.9
F	32	Clarence Wordlaw (Sr.)	14.5
C	45	Nolden Gentry (Jr.)	11.8
G	4	Mike Heitman (Jr.)	7.5
G	30	Bob Washington (Jr.)	5.9
<b>Reserves</b>			
G	53	Ron Zagar (So.)	6.2
C	3	Frank Mundt (Jr.)	3.5
G	34	Bob Carpenter (So.)	3.1

12/1	*	Colorado	W	67-46
12/6		Southern Methodist	L	55-65
12/8		Oklahoma	L	57-80
12/13	*	Texas Tech	W	75-73
12/19		California	L	52-71
12/20	*	Washington	L	68-81

### Far West Classic

12/27		Wyoming (n)	W	82-74
12/29		Oregon State (n)	L	71-72

1/3		Northwestern	L	77-80
1/5	*	Michigan State	W	80-68
1/12		Illinois	L	97-103
1/17		Indiana	W	88-78
1/24	*	Northwestern	L	96-99
1/26		Ohio State	L	72-86
1/31	*	Michigan	W	78-74
2/7	*	Minnesota	W	69-65
2/14		Wisconsin	W	94-84
2/16		Michigan	L	86-90
2/21	*	Ohio State	W	91-79
2/23	*	Purdue	W	66-62
2/28	*	Illinois	L	70-72
3/7		Michigan State	L	74-84

### 1959-60 (14-10, 6-8 Big Ten/T6th)

Pos	#	Starters	Ppg
F	45	Nolden Gentry (Sr.)	9.7
F	50	Pete Schebler (Sr.)	6.6
C	15	Don Nelson (So.)	15.8
G	4	Mike Heitman (Sr.)	10.3
G	53	Ron Zagar (Jr.)	10.2
<b>Reserves</b>			
F	52	Dennis Runge (Jr.)	2.8
F		Mike Woods (So.)	5.2
G	5	Dave Maher (So.)	4.6

12/1		Evansville	W	86-84
12/5	*	Southern Methodist	W	89-58
12/7	*	North Dakota	W	79-43
12/12		Texas Tech	W	76-66
12/14		Colorado	L	68-76
12/19	*	Oklahoma	W	62-49
12/22	*	Loyola (LA)	W	68-60

### Holiday Festival

12/26		St. John's (n)	W	91-84
12/28		NYU	W	80-75
12/30		Cincinnati (n)	L	83-96

1/2		Minnesota	L	61-70
1/4		Wisconsin	W	71-64
1/9	*	Northwestern	W	73-59
1/11	*	Michigan State	W	92-79
1/16	*	Purdue	W	63-54
1/23		Michigan State	W	92-79
1/25	*	Minnesota	L	72-87
2/8		Indiana	L	74-87
2/13		Ohio State	L	47-75
2/15	*	Wisconsin	L	58-63
2/20	*	Indiana	L	64-79
2/22		Purdue	W	78-68
2/27		Illinois	L	70-85
3/5		Michigan	W	68-53

## 1960-61 (18-6, 10-4 Big Ten/T2nd)

Pos	#	Starters	Ppg
F	52	Dennis Runge (Sr.)	5.0
F	11	Matt Szykowny (So.)	9.9
C	15	Don Nelson (Jr.)	23.7
G	42	Joel Novak (Jr.)	2.4
G	44	Joe Reddington (So.)	4.6
<b>Reserves</b>			
F	45	Dick Shaw (So.)	2.6
F	43	Gary Lorenz (Jr.)	1.3
G	30	Tom Purcell (So.)	0.4

12/1	*	South Dakota State	W	77-75
12/3		Evansville	W	83-71
12/10	*	St. Louis	L	55-61
12/12	*	Creighton	W	89-71
12/17	*	Wyoming	W	78-67
12/19	*	Arizona	W	105-64

### Los Angeles Classic

12/28		California (n) #####	W	83-80
12/29		USC	W	70-62
12/30		UCLA	W	71-65

1/7	*	Minnesota	W	71-46
1/9		Wisconsin	W	76-68
1/14	*	Michigan State	W	86-72
1/16	*	Illinois	W	78-71
1/21		Purdue	L	41-47
2/4		Cincinnati	L	60-77
2/11		Indiana	W	74-67
2/13	*	Wisconsin	W	63-61
2/18	*	Ohio State	L	61-62
2/20		Michigan	W	50-46
2/25		Minnesota	W	61-43
2/27	*	Purdue	W	73-62
3/4	*	Indiana	L	69-78
3/6		Michigan State	L	64-74
3/11		Northwestern	W	63-62

### 1961-62 (13-11, 7-7 Big Ten/T4th)

Pos	#	Starters	Ppg
F	5	Andy Hankins (So.)	10.3
F	20	Jerry Messick (So.)	6.1
C	15	Don Nelson (Sr.)	23.8
G	42	Joel Novak (Sr.)	4.4
G	44	Joe Reddington (Jr.)	8.6
<b>Reserves</b>			
F/G	11	Matt Szykowny (Jr.)	7.5
F/C	34	Doug Mehlhaus (So.)	5.1
F/G	23	Dave Roach (So.)	3.8

12/2		Evansville	L	59-65
12/9	*	Miami (OH)	W	75-55
12/11	*	South Dakota State	W	69-52
12/16		St. Louis	L	61-79
12/18	*	Los Angeles State	W	82-72
12/21	*	Nevada-Reno	W	88-46

### Quaker City Tournament

12/26		Penn State (n)	W	67-48
12/28		Pennsylvania	W	72-64
12/30		Villanova (n)	L	56-69

1/6		Wisconsin	L	79-91
1/8	*	Northwestern	W	74-69
1/13	*	Minnesota	W	65-63
1/15		Michigan	L	55-56
1/20		Northwestern	W	72-60
2/3	*	Creighton	L	67-68
2/5		Ohio State	L	63-89
2/10	*	Illinois	L	81-91
2/12		Purdue	L	75-82
2/17		Indiana	L	69-72
2/19	*	Michigan State	W	59-51
2/24	*	Michigan	W	68-63
2/26	*	Ohio State	L	62-72
3/3		Illinois	W	88-78
3/10	*	Wisconsin	W	81-64

**1962-63 (9-15, 5-9 Big Ten/8th)**

Pos	#	Starters	Ppg
F	23	Dave Roach (Jr.)	12.0
F	42	Fred Riddle (Fr.)	3.9
C	20	Jerry Messick (Jr.)	9.9
G	44	Joe Reddington (Sr.)	8.8
G	15	Jimmy Rodgers (So.)	11.2
<b>Reserves</b>			
G	25	Andy Hankins (Jr.)	8.5
F	51	Mike Denoma (So.)	3.5
F/C	34	Doug Mehlhaus (Jr.)	3.8

12/1	Evansville	W	62-57
12/10	St. Louis	L	58-65
12/15	* Ohio University	L	54-62
12/17	* Clemson	W	74-64

**Kentucky Invitational**

12/21	Kentucky	L	69-94
12/22	Oregon State (n)	L	55-61

**Far West Classic**

12/26	Arizona (n)	W	57-56
12/27	Oregon (n)	W	62-48
12/29	Oregon State (n)	L	57-64

1/5	* Illinois	L	76-85
1/7	* Michigan	L	67-88
1/12	Minnesota	L	58-83
1/14	* Wisconsin	W	65-56
1/19	* Ohio State	W	81-74
1/21	Michigan State	W	60-59
2/2	Loyola (IL)	L	68-86
2/9	Northwestern#	W	66-65
2/16	* Purdue	W	73-64
2/18	* Indiana	L	71-72
2/23	Ohio State	L	70-83
2/25	Michigan	L	70-78
3/2	* Northwestern	L	66-76
3/4	Wisconsin	L	69-75
3/9	Illinois	L	69-73

**1963-64 (8-15, 3-11 Big Ten/9th)**

Pos	#	Starters	Ppg
F	23	Dave Roach (Sr.)	15.9
F	24	Joel Jessen (So.)	6.3
C	45	George Peeples (So.)	9.4
G	5	Andy Hankins (Sr.)	6.9
G	15	Jimmy Rodgers (Jr.)	12.9
<b>Reserves</b>			
F/G	11	Dennis Pauling (So.)	5.4
C	14	Ed Bastian (So.)	5.1
C	50	Bill Skea (Sr.)	4.6

12/2	* South Dakota	W	85-66
12/7	Evansville	W	75-72
12/9	* St. Louis	W	79-77
12/12	* Southern Methodist	W	73-70
12/16	* Creighton#	L	72-77

**Far West Classic**

12/26	Colorado State (n)	L	56-61
12/28	Louisiana State (n)	L	81-92
12/30	Washington State	W	74-66

1/4	Indiana	W	72-71
1/11	* Illinois	L	70-87
1/13	Wisconsin	L	61-79
1/18	Purdue	L	75-90
2/1	Loyola (IL)	L	71-85
2/8	* Minnesota	L	71-76
2/10	* Indiana	W	82-75
2/15	Michigan State	L	82-107
2/17	* Ohio State	L	82-99
2/22	* Michigan State	L	89-107
2/24	Northwestern	L	76-98
2/29	Minnesota	L	63-70
3/2	* Purdue	W	81-74
3/7	* Michigan	L	61-69
3/9	Illinois	L	67-90

**Coach Ralph Miller**
**1964-65 (14-10, 8-6 Big Ten/5th)**

Pos	#	Starters	Ppg
F	52	Gary Olson (Jr.)	8.3
F	23	Gerry Jones (So.)	14.0
C	45	George Peeples (Jr.)	17.0
G	4	Chris Pervall (Jr.)	21.1
G	15	Jimmy Rodgers (Sr.)	12.3
<b>Reserves</b>			
G	11	Dennis Pauling (Jr.)	6.7
C/F	14	Ed Bastian (Jr.)	2.3
G	42	Fred Riddle (Sr.)	1.2

12/1	* South Dakota	W	93-68
12/4	Kentucky	L	77-85
12/5	Evansville	L	83-90
12/12	* Creighton	W	98-83
12/19	* Providence	L	70-71
12/21	* North Dakota	W	106-65

**Los Angeles Classic**

12/28	USC	W	71-65
12/29	Utah (n)	L	88-92
12/30	Minnesota (n)	W	76-74

1/4	* Wisconsin	W	92-62
1/9	Michigan State	W	85-78
1/11	* Indiana	L	76-85
1/16	* Michigan State	W	111-68
1/18	Indiana	W	74-68
1/29	UCLA	W	87-82
2/6	* Northwestern	W	78-72
2/8	Michigan	L	66-81
2/13	Ohio State	W	82-81
2/20	* Purdue	W	111-85
2/23	Illinois	L	80-97
2/27	Purdue	L	68-76
3/2	* Minnesota	L	70-78
3/6	* Illinois	W	94-84
3/9	Minnesota#	L	84-85

**1965-66 (17-7, 8-6 Big Ten/T3rd)**

Pos	#	Starters	Ppg
F	52	Gary Olson (Sr.)	10.0
F	44	Ben McGilmer (So.)	10.8
C	45	George Peeples (Sr.)	17.8
G	32	Chris Pervall (Sr.)	19.1
G	11	Denny Pauling (Sr.)	7.8
<b>Reserves</b>			
F	23	Gerry Jones (Jr.)	15.8
F	15	Huston Breedlove (So.)	1.9
G	25	Tom Chapman (Jr.)	2.0

12/2	* Pepperdine	W	111-50
12/4	Evansville	W	80-73
12/6	* Southern Illinois	W	69-58
12/8	* Creighton	W	103-77
12/11	Drake	W	66-60
12/15	* Washington	W	99-70
12/18	* Drake	W	69-51

**Sun Bowl Tournament**

12/29	Arkansas (n)	W	77-75
12/30	Texas-El Paso	L	68-86

1/8	Wisconsin	L	68-69
1/10	* Northwestern	W	70-58
1/17	Indiana	L	61-73
1/22	* Michigan State	W	90-76
1/24	* Ohio State	W	98-89
2/5	Detroit	W	107-73
2/7	Purdue	L	58-66
2/12	Northwestern	L	73-81
2/15	* Minnesota	W	96-87
2/19	Ohio State	W	86-80
2/21	* Michigan	W	91-82
2/26	* Wisconsin	W	80-70
2/28	Michigan	L	88-103
3/5	Illinois	L	90-106
3/7	* Indiana	W	82-77

**1966-67 (16-8, 9-5 Big Ten/3rd)**

Pos	#	Starters	Ppg
F	23	Gerry Jones (Sr.)	18.6
F	53	Sam Williams (Jr.)	22.6
C	51	Huston Breedlove (Jr.)	8.4
G	25	Tom Chapman (Sr.)	16.8
G	24	Chris Philips (Jr.)	5.7
<b>Reserves</b>			
G	11	Ron Norman (Jr.)	6.6
G	13	Dave White (Sr.)	2.6
F	10	Dick Agnew (Jr.)	1.5

12/2	Washington	W	66-50
12/3	Washington	L	65-76
12/5	Creighton	L	68-69
12/10	Drake	W	90-83
12/17	* Drake	W	83-75
12/21	* California	W	72-62
12/23	* Stanford	W	77-74
12/28	* Wichita State	W	94-76
12/30	Cincinnati	W	78-69
1/7	* Indiana	W	84-73
1/14	Michigan State	L	70-79
1/21	Northwestern	L	88-90
1/23	* Michigan	W	91-81
2/4	Loyola (IL)	L	87-98
2/7	* Illinois	W	96-89
2/11	Ohio State	W	73-72
2/14	* Northwestern	W	80-75
2/18	* Wisconsin###	L	95-96
2/21	Minnesota	L	86-88
2/25	Indiana#	W	75-74
2/27	* Purdue	L	75-78
3/4	* Ohio State	W	90-56
3/7	Wisconsin#	W	90-87
3/11	Michigan	W	83-76

**1967-68 (16-9, 10-4 Big Ten/T1st)**

Pos	#	Starters	Ppg
F	44	Glenn Vidnovic (So.)	13.9
F	53	Sam Williams (Sr.)	25.3
C	4	Dick Jensen (So.)	6.6
G	11	Ron Norman (Jr.)	9.7
G	43	Chad Calabria (So.)	13.9
<b>Reserves</b>			
F	51	Huston Breedlove (Sr.)	4.3
G	42	Rolly McGrath (Sr.)	3.1
F	10	Rich Agnew (Sr.)	2.7

12/2	* Bowling Green	W	79-73
12/4	* Southern Illinois	W	61-49
12/16	* Drake	L	65-74
12/18	* Texas-El Paso	W	59-53
12/22	California	L	73-79
12/23	Stanford	L	86-87

**Los Angeles Classic**

12/28	Tennessee (n) #	W	64-59
12/29	Wyoming (n) ##	L	87-94
12/30	St. Louis (n) #	W	80-77

1/6	Northwestern	L	67-76
1/8	* Loyola (IL)	W	71-65
1/13	* Ohio State#	W	74-72
1/20	* Minnesota	W	82-70
1/23	Michigan State	W	76-71
2/3	Illinois	L	63-66
2/7	* Purdue	W	94-87
2/10	Michigan	W	99-86
2/17	* Wisconsin	W	69-61
2/20	Purdue	L	73-86
2/24	Indiana	W	78-70
2/27	* Michigan State	W	76-58
3/2	* Illinois	W	61-56
3/4	Minnesota	W	91-72
3/9	* Michigan	L	70-71
3/12	Ohio State	L	81-85

## 1968-69 (12-12, 5-9 Big Ten/T8th)

Pos	#	Starters	Ppg
F	44	Glenn Vidnovic (Jr.)	15.7
F	50	John Johnson (Sr.)	19.7
C	4	Dick Jensen (Jr.)	8.1
G	24	Chris Phillips (Sr.)	8.8
G	43	Chad Calabria (Jr.)	14.2
<b>Reserves</b>			
F	14	Ben McGilmer (Jr.)	13.5
G/F	11	Ron Norman (Sr.)	5.1
F	44	Omar Hazley (So.)	1.6

11/30	*	Cal Poly	W	91-73
12/4	*	Northern Michigan	W	99-69
12/7	*	Wisconsin-Milwaukee	W	116-80
12/12		Wichita State	L	88-93
12/14		Drake	L	74-89
12/19	*	North Dakota	W	91-59
12/21	*	Creighton	W	100-73

## Sugar Bowl Tournament

12/30		Houston (n)	W	95-87
12/31		Duke (n)	L	82-85

1/4		Michigan#	L	92-99
1/11	*	Indiana	W	91-72
1/14	*	Michigan State	W	77-76
1/18	*	Minnesota	W	89-68
2/1		Davidson	W	76-61
2/4		Purdue	L	87-99
2/8		Illinois	L	69-98
2/11	*	Northwestern#	W	84-80
2/15	*	Michigan	L	85-86
2/18		Michigan State	L	60-78
2/22		Ohio State	L	81-88
2/25	*	Illinois	W	74-53
3/1	*	Purdue	L	85-97
3/4		Minnesota	L	65-71
3/8		Wisconsin	L	74-84

## 1969-70 (20-5, 14-0 Big Ten/1st)

Pos	#	Starters	Ppg
F	44	Glenn Vidnovic (Sr.)	17.3
F	50	John Johnson (Sr.)	27.9
C	4	Dick Jensen (Sr.)	3.1
G	32	Fred Brown (Jr.)	17.9
G	43	Chad Calabria (Sr.)	19.1
<b>Reserves</b>			
F	14	Ben McGilmer (Sr.)	10.3
F	40	Omar Hazley (Jr.)	2.2
F	24	Ken Grabinski (So.)	1.4

12/6		Southern Illinois	L	67-73
12/9	*	St. Francis (PA)	W	81-68
12/11	*	Duquesne	W	98-87
12/18		Cincinnati	L	105-114
12/20	*	Creighton	L	88-97
12/22	*	Drake	W	101-78

## Rainbow Classic

12/26		St. John's - NY (n)	L	55-57
12/30		Hawai'i	W	111-60

1/3	*	Purdue	W	94-88
1/6		Michigan	W	107-99
1/10		Wisconsin	W	92-74
1/24	*	Tennessee Tech	W	96-68
1/31	*	Indiana	W	100-93
2/3	*	Minnesota	W	90-77
2/7		Indiana	W	104-89
2/10	*	Wisconsin	W	119-100
2/14	*	Michigan State	W	103-77
2/17		Illinois	W	83-81
2/21		Ohio State	W	97-89
2/24	*	Northwestern	W	116-97
2/28		Purdue	W	108-107
3/3	*	Ohio State	W	113-92
3/7		Northwestern	W	115-101

## NCAA Tourney (Mideast)

3/12		Jacksonville	L	103-104
3/14		Notre Dame	W	121-106

## Coach Dick Schultz

### 1970-71 (9-15, 4-10 Big Ten/T7th)

Pos	#	Starters	Ppg
F	40	Omar Hazley (Sr.)	6.4
F	24	Ken Grabinski (Jr.)	8.9
C	44	Kevin Kunnert (So.)	10.0
G	32	Fred Brown (Sr.)	27.6
G	11	Gary Lusk (Jr.)	8.2
<b>Reserves</b>			
F	14	Sam Williams (So.)	7.8
F/G	42	Lynn Rowat (Jr.)	6.2
G	4	Glenn Angelino (So.)	4.4

12/4		Creighton	L	73-98
12/5		Nebraska	L	71-73
12/8	*	Ashland (OH)	W	82-56
12/12		Drake	L	70-72
12/14		Bowling Green	W	89-78
12/17	*	Cincinnati#	L	70-73
12/21	*	Hardin-Simmons	W	90-77
12/23	*	Iowa State	W	87-68
1/2	*	Wyoming	W	87-84
1/9	*	Ohio State	L	76-97
1/12		Michigan State	L	81-84
1/22		Cincinnati	L	69-73
1/30		Northwestern	W	87-85
2/2	*	Illinois	W	92-84
2/6		Wisconsin	W	93-91
2/13	*	Indiana	L	84-86
2/16		Minnesota	L	76-88
2/20	*	Purdue	L	85-87
2/23		Ohio State	L	71-80
2/27	*	Wisconsin	L	83-99
3/2	*	Northwestern	W	78-64
3/6		Indiana	L	88-104
3/9	*	Michigan	L	82-86
3/13		Purdue	L	84-110

### 1971-72 (11-13, 5-9 Big Ten/T8th)

Pos	#	Starters	Ppg
F	15	Neil Fegebank (So.)	9.5
F	53	Jim Collins (So.)	9.0
C	44	Kevin Kunnert (Jr.)	18.2
G	43	Rick Williams (Jr.)	19.5
G	11	Gary Lusk (Sr.)	8.7
<b>Reserves</b>			
G	4	Glenn Angelino (Jr.)	6.1
F	35	Harold Sullinger (So.)	5.9
F	24	Ken Grabinski (Sr.)	2.1

12/1	*	Hardin-Simmons	W	80-58
12/4		UCLA	L	72-106
12/7		Texas-El Paso	L	57-65
12/10		Duquesne	L	75-80
12/13	*	Nevada-Reno	W	87-85
12/18		Iowa State	L	94-97
12/21	*	Nebraska	W	86-77
12/30	*	Drake	W	89-83
1/3	*	Kansas	W	81-68
1/8		Wisconsin	L	80-81
1/11	*	Northwestern	W	76-67
1/22		South Carolina	W	91-85
1/25		Michigan	L	86-90
1/29	*	Minnesota	L	50-61
2/1		Ohio State	L	77-82
2/5		Minnesota	L	52-53
2/8	*	Ohio State	W	80-67
2/12	*	Michigan State	L	91-100
2/15	*	Illinois#	W	87-84
2/19		Indiana	L	79-86
2/26		Michigan State	W	102-98
3/4	*	Purdue	L	85-87
3/7		Illinois	L	84-91
3/11	*	Michigan	W	95-69

## 1972-73 (13-11, 6-8 Big Ten/T6th)

Pos	#	Starters	Ppg
F	15	Neil Fegebank (Jr.)	10.0
F	53	Jim Collins (Jr.)	7.3
C	44	Kevin Kunnert (Sr.)	19.2
G	43	Rick Williams (Sr.)	13.8
G	10	Candy LaPrince (Jr.)	12.6
<b>Reserves</b>			
G	25	Reggie Vaughan (Jr.)	5.5
F	32	Larry Parker (Fr.)	3.6
G	4	Glenn Angelino (Sr.)	3.4

12/1	*	Chicago State	W	101-44
12/4		Kentucky	W	79-66
12/9		Kansas	W	69-56
12/13	*	Kansas State	L	62-68
12/23	*	Marquette	L	61-69
12/27		Drake	L	80-98
12/30	*	Minnesota-Duluth	W	92-72
1/2	*	Iowa State	W	66-57
1/6	*	Minnesota#	W	65-62
1/8		Michigan	L	59-71
1/13		Illinois	L	78-80
1/15	*	Michigan State	L	74-76
1/20		Ohio State	L	72-75
1/27	*	UNC-Charlotte	W	72-49
1/29	*	Michigan	W	75-68
2/3		Michigan State	L	89-94
2/10		Bradley	W	90-73
2/12	*	Ohio State	L	80-86
2/17	*	Wisconsin	W	100-76
2/19		Northwestern#	W	94-83
2/24		Purdue	L	66-74
3/3	*	Indiana	L	64-80
3/5		Minnesota	W	79-77
3/10	*	Illinois	W	93-76

### 1973-74 (8-16, 5-9 Big Ten/7th)

Pos.	#	Starters	Ppg
F	15	Neil Fegebank (Sr.)	14.1
F	32	Larry Parker (So.)	5.5
C	53	Jim Collins (Sr.)	8.4
G	42	John Hairston (Fr.)	7.8
G	10	Candy LaPrince (Sr.)	19.0
<b>Reserves</b>			
G	34	Scott Thompson (So.)	7.4
C	43	Nate Washington (So.)	7.0
C	50	Mike Gatens (So.)	1.6

12/1	*	Northern Illinois	W	85-83
12/4	*	Drake	W	70-55
12/8		Marquette	L	70-86
12/11		Kansas State	L	67-105
12/14	*	Kentucky	L	80-88
12/22		Wyoming	L	79-86
12/29	*	Wisc.-Green Bay#	W	74-67
1/2	*	Kansas	L	71-72
1/5	*	Minnesota	W	66-55
1/7		Iowa State	L	77-94
1/12		Northwestern	L	67-87
1/17		UCLA	L	44-66
1/19	*	Indiana	L	51-55
1/21		Michigan State	L	86-95
1/26	*	Michigan#	L	84-86
2/2		Indiana	L	50-85
2/9		Wisconsin	L	87-113
2/11	*	Purdue###	W	112-111
2/16	*	Ohio State	W	69-67
2/18		Purdue	L	78-99
2/23		Illinois	L	84-91
3/2	*	Northwestern	W	85-76
3/4	*	Wisconsin	L	58-74
3/9		Minnesota	W	60-50



**Coach Lute Olson**
**1974-75 (10-16, 7-11 Big Ten/7th)**

Pos.	#	Starters	Ppg
F	33	Dan Frost (Jr.)	14.7
F	32	Larry Parker (Jr.)	10.3
C	53	Bruce King (So.)	11.5
G	34	Scott Thompson (Jr.)	10.0
G	11	Larry Moore (Jr.)	10.3

**Reserves**

C	52	Fred Haberecht (Jr.)	9.1
G	14	John Hairston (So.)	4.6
G	4	Archie Mays (So.)	3.9

11/30	*	VA Commonwealth	W	95-80
12/3		Drake	W	86-81
12/7		Kansas	L	54-89
12/12		Iowa State	W	77-66
12/21	*	San Jose State###	L	103-105

**Far West Classic**

12/27		Oregon State (n)	L	60-97
12/28		Wake Forest (n)	L	71-92
12/30		Boston College (n)	L	81-86

1/2		Northwestern	W	75-73
1/4	*	Illinois	W	95-70
1/6	*	Purdue	L	54-63
1/11		Indiana	L	49-102
1/13		Ohio State	L	77-94
1/18	*	Michigan	L	70-75
1/20	*	Michigan State	W	83-79
1/25	*	Minnesota	W	53-44
2/1		Wisconsin#	L	85-86
2/3		Purdue	L	72-107
2/8	*	Indiana	L	56-79
2/10	*	Ohio State	L	69-75
2/15		Michigan	L	75-99
2/17		Michigan State	L	78-90
2/22		Minnesota	L	67-68
3/1	*	Wisconsin	W	75-68
3/3	*	Northwestern##	W	65-58
3/8		Illinois	W	73-70

**1975-76 (19-10, 9-9 Big Ten/5th)**

Pos.	#	Starters	Ppg
F	54	Bruce King (Jr.)	18.6
F	30	Dan Frost (Sr.)	17.1
C	52	Fred Haberecht (Sr.)	6.1
G	34	Scott Thompson (Sr.)	19.5
G	10	Cal Wulfsberg (Sr.)	5.2

**Reserves**

C	50	Mike Gatens (Sr.)	4.9
G	23	Archie Mays (Jr.)	4.4
G	20	Dick Peth (Fr.)	3.8

11/29	*	Augustana (SD)	W	111-81
12/2	*	Nebraska	W	72-65
12/6	*	Northeast Louisiana	W	97-87
12/8		Bradley	W	100-96
12/12		Iowa State	W	91-77
12/20	*	U.S. International	W	67-52
12/23	*	Drake	W	77-73

**Rainbow Classic**

12/27		Holy Cross (n)	W	98-75
12/29		Arizona (n)	W	82-80
12/30		USC (n)	L	73-81

1/3	*	Illinois	W	84-60
1/5		Michigan State	L	88-105
1/10		Minnesota	W	71-68
1/17		Wisconsin	W	81-71
1/19		Northwestern#	L	92-99
1/24	*	Ohio State	W	78-67
1/26	*	Indiana	L	73-88
1/31		Michigan	L	95-104
2/2		Purdue	L	76-91
2/7	*	Minnesota	W	65-58
2/10		Drake	W	71-65
2/14	*	Wisconsin	W	96-82

2/16	*	Northwestern	W	81-68
2/21		Ohio State	W	69-66
2/23		Indiana	L	81-101
2/28	*	Michigan	L	74-88
3/1	*	Michigan State	L	88-93
3/3	*	Purdue	L	78-94
3/6		Illinois	W	82-70

**1976-77 (20-7, 12-6 Big Ten/4th)**

Pos.	#	Starters	Ppg
F	44	Clay Hargrave (So.)	8.4
F	40	Terry Drake (Jr.)	6.7
C	54	Bruce King (Sr.)	21.0
G	10	Cal Wulfsberg (Sr.)	5.9
G	12	Ronnie Lester (Fr.)	13.4

**Reserves**

G	20	Dick Peth (So.)	9.1
F	24	William Mayfield (So.)	5.7
G	34	Tom Norman (So.)	4.9

11/27		Nebraska	W	71-57
11/29	*	Kent State	W	84-55
12/4		Drake	W	86-71
12/6	*	Bradley	W	90-77
12/10	*	California	W	94-73
12/18	*	Iowa State	W	85-64
12/21	*	Drake	W	82-69

**Lobo Classic**

12/29		New Mexico	L	83-96
12/30		Pittsburgh (n)	W	103-80

1/8		Minnesota+	W	68-78
1/13		Purdue	L	76-87
1/15		Illinois#	W	84-81
1/17	*	Michigan	L	75-99
1/22	*	Northwestern	W	76-74
1/27	*	Ohio State	W	84-66
1/29		Indiana	L	65-81
2/5	*	Wisconsin	W	90-73
2/7	*	Michigan State	W	87-79
2/12	*	Minnesota+	W	58-61
2/14		Ohio State#	W	74-70
2/17		Michigan	L	80-91
2/19		Michigan State	L	79-81
2/24	*	Illinois	W	76-64
2/26	*	Purdue	L	70-81
2/28	*	Indiana	W	80-73
3/3		Northwestern	W	78-60
3/5		Wisconsin##	W	94-93

**1977-78 (12-15, 5-13 Big Ten/8th)**

Pos.	#	Starters	Ppg
F	44	Clay Hargrave (Jr.)	9.9
F	24	William Mayfield (Jr.)	9.8
C	50	Larry Olsthoorn (So.)	8.9
G	34	Tom Norman (Jr.)	7.6
G	12	Ronnie Lester (So.)	19.9

**Reserves**

G	20	Dick Peth (Jr.)	7.2
F	32	Vince Brookins (Fr.)	6.4
C	52	Steve Waite (Fr.)	5.5

11/26		Iowa State	L	78-79
11/28		Kent State	W	82-64
12/1	*	Mankato State	W	91-71
12/3	*	Cal-Northridge	W	66-63
12/10		California	W	75-70
12/17	*	Denver	W	107-65

**Rebel Roundup**

12/20		Tennessee (n)	W	92-86
12/21		UNLV	L	84-85
12/30	*	Drake	W	89-87
1/5		Indiana	L	51-69
1/7		Ohio State	W	87-75
1/12	*	Michigan	L	56-66
1/14	*	Purdue	W	66-60
1/19		Northwestern	L	59-62
1/21		Michigan State	L	58-68

1/26	*	Illinois	L	61-70
1/28	*	Wisconsin	W	88-73
2/2		Minnesota	L	71-82
2/4		Wisconsin	L	72-82
2/9	*	Michigan State	L	70-71
2/11	*	Minnesota	L	65-78
2/16	*	Northwestern	W	76-74
2/18		Illinois	L	76-77
2/23		Purdue	L	69-82
2/25		Michigan	L	76-82
3/2	*	Ohio State	W	87-70
3/4	*	Indiana	L	55-71

**1978-79 (20-8, 13-5 Big Ten/T1st)**

Pos.	#	Starters	Ppg
F	24	William Mayfield (Sr.)	12.9
F	40	Kevin Boyle (Fr.)	11.9
C	52	Steve Waite (So.)	6.4
G	20	Dick Peth (Sr.)	6.7
G	12	Ronnie Lester (Jr.)	18.7

**Reserves**

G	34	Tom Norman (Sr.)	7.7
C	54	Steve Krafscin (So.)	7.2
F	32	Vince Brookins (So.)	3.8

11/25	*	Kent State	W	111-76
11/28	*	Wichita State	W	91-67
12/2		Colorado State	L	69-72
12/9		Drake	L	69-72
12/11	*	Iowa State	W	67-66
12/16		Illinois Wesleyan	W	95-55
12/23	*	Drake	W	112-73

**Cabrillo Classic**

12/29		Pennsylvania (n) ##	W	87-84
12/30		Stanford (n)	W	83-68

1/4		Northwestern	W	65-57
1/6		Michigan	W	85-79
1/11	*	Ohio State	L	67-72
1/13	*	Indiana	W	90-61
1/18		Purdue	W	56-46
1/20		Michigan State#	L	72-83
1/25	*	Illinois	W	58-52
1/27	*	Minnesota	W	81-64
2/1		Wisconsin	W	70-64
2/3		Minnesota	W	97-71
2/8	*	Michigan State	L	57-60
2/10	*	Wisconsin	W	79-65
2/15	*	Purdue	W	75-72
2/17		Illinois	W	67-53
2/22		Indiana	L	62-64
2/24		Ohio State	W	83-68
3/1	*	Michigan	L	53-61
3/3	*	Northwestern	W	95-64

**NCAA Tournament (Midwest)**

3/10		Toledo	L	72-74
------	--	--------	---	-------

**1979-80 (23-10, 10-8 Big Ten/4th)**

Pos.	#	Starters	Ppg
F	52	Steve Waite (Jr.)	8.0
F	32	Vince Brookins (Jr.)	11.0
C	54	Steve Krafscin (Jr.)	12.3
G	40	Kevin Boyle (So.)	11.8
G	30	Kenny Arnold (So.)	13.5

**Reserves**

G	12	Ronnie Lester (Sr.)	14.8
G	24	Bob Hansen (Fr.)	5.6
F	44	Mark Gannon (Fr.)	5.6

12/1	*	Northern Illinois	W	86-43
12/3	*	Colorado State	W	113-66
12/6	*	Northern Iowa	W	78-46
12/8		Detroit	W	80-54
12/11		Wichita State	W	81-62
12/15		Iowa State	W	67-64

# YEAR-BY-YEAR SCORES

## Dayton Classic

12/22	Mississippi State (n)	W	81-62
12/23	Dayton	W	61-54
12/29	* Drake	W	77-66
1/3	Illinois	W	72-71
1/5	Michigan	L	65-68
1/10	* Ohio State	L	71-77
1/12	* Wisconsin	W	66-65
1/17	Indiana	L	69-81
1/19	Michigan State	L	67-75
1/24	* Northwestern	W	86-64
1/26	* Minnesota	W	80-73
1/31	Purdue	L	56-70
2/2	Minnesota	W	73-63
2/7	* Michigan State#	W	44-39
2/9	* Purdue	W	74-59
2/14	* Indiana	L	55-66
2/16	Northwestern	W	60-58
2/21	Wisconsin	L	58-62
2/23	Ohio State	L	69-70
2/28	* Michigan	W	83-67
3/1	* Illinois	W	75-71

## NCAA Tournament (East)

3/6	VA Commonwealth	W	86-72
3/8	North Carolina State	W	77-64
3/14	Syracuse	W	88-77
3/16	Georgetown	W	81-80
3/22	Louisville	L	72-80
3/24	Purdue	L	58-75

## 1980-81 (21-7, 13-5 Big Ten/2nd)

Pos.	#	Starters	Ppg
F	52	Steve Waite (Sr.)	5.2
F	32	Vince Brookins (Sr.)	14.7
C	54	Steve Krafscin (Sr.)	11.4
G	40	Kevin Boyle (Jr.)	9.9
G	30	Kenny Arnold (Jr.)	11.7
Reserves			
G	24	Bob Hansen (So.)	8.4
F	44	Mark Gannon (So.)	5.7
G	15	Steve Carfino (Fr.)	4.5

11/29	Northern Illinois	W	61-47
12/1	* Detroit	W	98-55

## Fiesta Classic

12/6	Cincinnati (n)	W	69-64
12/7	Arizona State	L	88-96
12/9	* Nevada-Reno	W	112-71
12/13	Drake	W	90-68
12/20	* Iowa State	W	85-59
12/30	* Northern Iowa	W	86-52
1/3	* Wisconsin-Eau Claire	W	86-62
1/8	* Ohio State	L	56-58
1/10	* Michigan State	W	65-57
1/15	Wisconsin	W	76-66
1/17	Michigan	W	75-58
1/22	Indiana	W	56-53
1/24	* Minnesota	L	48-60
1/29	* Purdue	W	84-69
1/31	Illinois	L	66-79
2/5	Northwestern	W	76-65
2/7	* Illinois	W	72-66
2/12	Minnesota#	W	60-58
2/14	* Northwestern	W	82-64
2/19	* Indiana	W	78-65
2/21	Purdue	W	67-62
2/26	* Michigan	W	69-66
2/28	* Wisconsin	W	96-75
3/5	Michigan State#	L	70-71
3/7	Ohio State	L	70-78

## NCAA Tournament (Midwest)

3/15	Wichita State	L	56-60
------	---------------	---	-------

## 1981-82 (21-8, 12-6 Big Ten/T2nd)

Pos.	#	Starters	Ppg
F	44	Mark Gannon (Jr.)	8.5
F	40	Kevin Boyle (Sr.)	6.5
C	42	Michael Payne (Fr.)	11.4
G	15	Steve Carfino (So.)	8.4
G	30	Kenny Arnold (Sr.)	10.0
Reserves			
G	24	Bob Hansen (Jr.)	12.0
C	41	Greg Stokes (Fr.)	5.7
G	25	Todd Berkenpas (Fr.)	3.2

11/28	* Northern Illinois	W	84-66
11/30	* Nebraska-Omaha	W	71-58
12/5	Marquette#	W	68-65
12/8	Iowa State	W	79-68
12/12	* Northern Iowa	W	84-53

## Kettle Classic

12/18	Clemson (n)	W	80-68
12/19	Houston	L	52-62

12/30	* Drake	W	60-49
1/2	South Carolina	W	57-47
1/7	* Purdue	W	62-40
1/9	* Illinois	W	56-50
1/14	Minnesota	L	56-61
1/16	Wisconsin	W	78-62
1/21	Northwestern	W	49-48
1/23	* Michigan	W	56-38
1/28	Michigan State	W	57-56
1/30	* Ohio State	W	76-66
2/4	* Indiana	W	62-40
2/6	Ohio State#	W	69-65
2/11	* Northwestern	W	62-49
2/13	Indiana	L	58-73
2/18	* Michigan State	W	59-53
2/20	Michigan	L	58-68
2/25	* Wisconsin	W	79-55
2/27	* Minnesota###	L	55-57
3/4	Illinois#	L	67-73
3/6	Purdue	L	65-66

## NCAA Tournament (West)

3/12	Northeast Louisiana	W	70-63
3/14	Idaho#	L	67-69

## 1982-83 (22-9, 10-8 Big Ten/T2nd)

Pos.	#	Starters	Ppg
F	42	Michael Payne (So.)	10.6
F	44	Mark Gannon (Sr.)	6.9
C	41	Greg Stokes (So.)	17.7
G	24	Bob Hansen (Sr.)	15.4
G	15	Steve Carfino (Jr.)	10.6
Reserves			
G	14	Andre Banks (Fr.)	2.7
G	25	Todd Berkenpas (So.)	2.3
F	34	Craig Anderson (Jr.)	1.7

11/27	Brigham Young	W	91-80
11/29	Drake	W	68-63

## Hawkeye Invitational

12/3	* Navy	W	76-65
12/4	* Hawaii	W	99-67
12/8	* Marquette	W	87-66
12/11	* USC	W	66-55
12/18	UCLA	L	66-75

## Rochester Classic

12/28	James Madison (n)	W	47-45
12/29	Seton Hall (n)	W	85-63

1/5	* Michigan State	L	59-61
1/8	* Michigan	W	79-72
1/13	Northwestern	W	66-57
1/15	* Iowa State	W	73-56
1/20	Minnesota	W	68-52
1/22	Wisconsin	W	Forfeit

1/27	* Ohio State##	L	83-89
1/29	* Indiana	W	63-48
2/3	Illinois	L	61-62
2/5	Purdue	L	57-60
2/10	* Purdue	W	55-46
2/12	* Illinois	W	68-66
2/16	Indiana	W	58-57
2/19	Ohio State	L	69-85
2/24	* Wisconsin	W	93-63
2/27	* Minnesota	L	69-71
3/3	* Northwestern	W	63-50
3/10	Michigan	L	60-66
3/12	Michigan State	W	75-57

## NCAA Tournament (Midwest)

3/17	Utah State	W	64-59
3/19	Missouri	W	77-63
3/25	Villanova	L	54-55

## Coach George Raveling

### 1983-84 (13-15, 6-12 Big Ten/T7th)

Pos.	#	Starters	Ppg
F	42	Michael Payne (Jr.)	9.3
F	34	Craig Anderson (Sr.)	4.1
C	41	Greg Stokes (Jr.)	14.9
G	15	Steve Carfino (Sr.)	11.7
G	14	Andre Banks (So.)	4.5
Reserves			
C	54	Brad Lohaus (So.)	6.8
G	25	Todd Berkenpas (Jr.)	3.9
F	35	Bryan Boyle (So.)	2.0

11/26	* Illinois Wesleyan	W	86-60
-------	---------------------	---	-------

## Hawkeye Invitational

12/2	* Baylor	W	67-44
12/3	* Oregon State	W	56-45

12/7	Louisville	L	58-79
12/10	Oregon State	L	48-53
12/19	* Colorado	W	72-56
12/21	* Drake	W	66-43

## Winston Tire Classic

12/29	USC	W	62-61
12/30	Memphis State (n)	W	73-66

1/4	Michigan State	L	72-73
1/7	Michigan	L	49-53
1/12	* Northwestern	W	42-39
1/14	Iowa State##	L	72-76
1/19	* Minnesota	L	49-56
1/21	* Wisconsin	W	75-62
1/26	Ohio State	L	54-65
1/28	Indiana	L	47-54
2/2	* Illinois##	L	52-54
2/4	* Purdue	L	46-48
2/9	Purdue	L	58-79
2/12	Illinois	L	53-73
2/16	* Indiana	L	45-49
2/18	* Ohio State	W	74-60
2/23	Wisconsin	W	63-55
2/25	Minnesota	W	62-50
3/1	Northwestern	W	57-48
3/7	* Michigan	L	46-53
3/11	* Michigan State	L	44-51

**1984-85 (21-11, Big Ten 10-8/5th)**

Pos.	#	Starters	Ppg
F	3	Gerry Wright (So.)	9.7
F	42	Michael Payne (Sr.)	7.1
C	41	Greg Stokes (Sr.)	19.9
G	20	Jeff Moe (Fr.)	7.7
G	25	Todd Berkenpas (Sr.)	5.7
<b>Reserves</b>			
G	14	Andre Banks (Jr.)	6.6
F	44	Al Lorenzen (Fr.)	6.2
F	4	Bill Jones (Fr.)	4.2

11/24	*	Arkansas-Little Rock	W	76-47
11/26	*	Gonzaga	W	62-40
11/28	*	Morehead State	W	89-46
12/1	*	George Mason	W	111-82
12/4	*	Iowa State	L	50-54

**Hawkeye Invitational**

12/7	*	Boston University	W	67-53
12/8	*	Texas Tech	W	58-48

12/12	*	Georgia State	W	89-40
12/15	*	Illinois Wesleyan	W	99-39
12/22	*	South Carolina	W	88-78

**Rainbow Classic**

12/25		Maryland (n)#	L	68-70
12/27		Cornell - NY (n) #	W	59-56
12/28		Arkansas (n)	W	71-52

1/3	*	Purdue	W	75-63
1/5	*	Illinois	W	64-60
1/12		Minnesota	L	57-65
1/17		Michigan State	W	79-65
1/19		Michigan###	L	67-69
1/24	*	Northwestern	W	66-47
1/26	*	Wisconsin	W	105-65
1/31		Indiana	W	72-59
2/2		Ohio State	W	67-58
2/6	*	Minnesota	W	70-65
2/14	*	Michigan	L	52-56
2/16	*	Michigan State	L	55-57
2/20		Wisconsin	L	53-54
2/23		Northwestern	L	58-78
2/28	*	Ohio State	W	87-82
3/3	*	Indiana	W	70-50
3/7		Illinois#	L	53-59
3/9		Purdue	L	54-60

**NCAA Tournament (West)**

3/14		Arkansas	L	54-63
------	--	----------	---	-------

**1985-86 (20-12, Big Ten 10-8/6th)**

Pos.	#	Starters	Ppg
F	3	Gerry Wright (Jr.)	10.7
F	23	Roy Marble (Fr.)	12.5
C	44	Al Lorenzen (So.)	10.0
G	14	Bill Jones (So.)	9.6
G	4	Andre Banks (Sr.)	10.3
<b>Reserves</b>			
G	20	Jeff Moe (So.)	6.0
F	25	Ed Horton (Fr.)	3.7
C	54	Brad Lohaus (Jr.)	3.6

11/22		Hawaii-Hilo	W	80-69
11/23		Hawaii-Pacific	W	85-68
11/25		Arkansas-Little Rock#	W	108-99
11/30	*	Abilene Christian	W	92-62
12/3		Drake	W	55-43

**Hawkeye Invitational**

12/6	*	Arkansas State	L	62-66
12/7	*	Lehigh	W	89-68

12/10		Iowa State	L	61-74
12/14	*	Furman	W	81-61
12/23		Gonzaga	W	84-64

**Far West Classic**

12/27		Tampa (n)	W	54-45
12/28		Boston University (n)	W	76-71
12/29		St. Joseph's (n)	L	56-60

1/2		Purdue#	L	73-76
1/4		Illinois	W	60-59
1/11	*	Minnesota	W	75-62
1/16	*	Michigan State	W	82-71
1/18	*	Michigan	L	57-61
1/23		Northwestern	W	76-43
1/25		Wisconsin	L	63-69
1/30	*	Indiana	W	79-69
2/1	*	Ohio State	W	86-75
2/9		Minnesota	L	60-65
2/13		Michigan State	L	73-83
2/15		Michigan	L	66-82
2/20	*	Wisconsin	W	101-48
2/22	*	Northwestern	W	76-45
2/26		Ohio State	L	74-81
3/2		Indiana	L	73-80
3/6	*	Illinois	W	57-53
3/8	*	Purdue	W	77-64

**NCAA Tournament (Midwest)**

3/14		North Carolina State	L	64-66
------	--	----------------------	---	-------

**Coach Tom Davis**
**1986-87 (30-5, 14-4 Big Ten/3rd)**

Pos.	#	Starters	Ppg
F	25	Ed Horton (So.)	7.8
F	23	Roy Marble (So.)	14.9
C	54	Brad Lohaus (Sr.)	11.3
G	35	Kevin Gamble (Sr.)	11.9
G	10	B.J. Armstrong (So.)	12.4
<b>Reserves</b>			
G	20	Jeff Moe (Jr.)	11.1
F	3	Gerry Wright (Sr.)	6.5
F	44	Al Lorenzen (Jr.)	4.0

**Great Alaska Shootout**

11/28		Alaska-Anchorage (n)	W	91-81
11/29		NC State (n) #	W	90-89
11/30		Northeastern (n)	W	103-80

12/3	*	Missouri-St. Louis	W	89-64
------	---	--------------------	---	-------

**Hawkeye Invitational**

12/5	*	Delaware	W	95-47
12/6	*	Loyola-Marymount	W	103-80

12/9	*	Brigham Young	W	86-75
12/13		Drake	W	69-62
12/20	*	Iowa State	W	89-64
12/22	*	Rider	W	104-71

**Anteater Classic**

12/28		Portland (n)	W	84-65
12/29		UC-Irvine	W	105-103

1/3	*	Northwestern	W	80-44
1/5	*	Wisconsin	W	78-63
1/10		Minnesota	W	78-57
1/14		Illinois#	W	91-88
1/19		Purdue	W	70-67
1/22	*	Indiana	W	101-88
1/24	*	Ohio State	L	76-80
1/29		Michigan State	W	89-75
1/31		Michigan	L	92-100
2/4	*	Minnesota	W	78-47
2/7		Arizona	W	89-80
2/12	*	Purdue	L	73-80
2/14	*	Illinois	W	66-61
2/18		Ohio State	W	82-80
2/21		Indiana	L	75-84
2/26	*	Michigan State	W	93-64
2/28	*	Michigan	W	95-85
3/5		Northwestern	W	103-76
3/8		Wisconsin	W	81-71

**NCAA Tournament (West)**

3/13		Santa Clara	W	99-76
3/15		Texas-El Paso	W	84-82
3/20		Oklahoma	W	93-91
3/22		UNLV	L	81-84

**1987-88 (24-10, Big Ten 12-6/T3rd)**

Pos.	#	Starters	Ppg
F	40	Kent Hill (Sr.)	7.4
F	23	Roy Marble (Jr.)	15.4
C	25	Ed Horton (Jr.)	11.3
G	14	Bill Jones (Sr.)	13.0
G	10	B.J. Armstrong (Jr.)	17.4
<b>Reserves</b>			
G	20	Jeff Moe (Sr.)	12.9
G	11	Michael Reaves (Sr.)	5.5
F	44	Al Lorenzen (Sr.)	10.6

**Maui Invitational**

11/27		Stanford (n)	W	78-75
11/28		Kansas (n)	W	100-81
11/29		Villanova (n)	W	97-74

12/1	*	Drake	W	70-59
------	---	-------	---	-------

**Hawkeye Invitational**

12/4	*	Navy	W	91-61
12/5	*	UC-Irvine	W	124-88

12/12	*	Arizona	L	59-66
12/19		Iowa State#	L	100-102
12/21	*	Pan American	W	110-64

**All-College Tournament**

12/29		Illinois State (n)	L	88-89
12/30		Oral Roberts (n)	W	126-94
1/6	*	Indiana	W	84-70
1/9		Purdue	L	79-80
1/11	*	Lafayette	W	109-68
1/14		Ohio State	L	83-87
1/16	*	Northwestern	W	92-68
1/21	*	Illinois	W	93-79
1/23	*	Dartmouth	W	102-87
1/25		Wisconsin	W	104-89
1/30	*	Minnesota	W	76-51
2/3		Michigan	L	103-120
2/6	*	Michigan State	W	101-72
2/10	*	Ohio State	W	92-75
2/15	*	Purdue	L	66-73
2/20		Minnesota	W	107-86
2/24		Northwestern	W	91-74
2/27	*	Michigan	W	95-87
3/3		Michigan State	W	103-87
3/6		Illinois	L	81-94
3/10	*	Wisconsin	W	103-70
3/12		Indiana	L	89-116

**NCAA Tournament (West)**

3/18		Florida State	W	102-98
3/20		UNLV	W	104-86
3/25		Arizona	L	79-99

**1988-89 (23-10, Big Ten 10-8/4th)**

Pos.	#	Starters	Ppg
F	25	Ed Horton (Sr.)	18.3
F	32	Ray Thompson (Fr.)	11.5
C	51	Les Jensen (Jr.)	4.2
G	23	Roy Marble (Sr.)	20.5
G	10	B.J. Armstrong (Sr.)	18.6
<b>Reserves</b>			
F	50	Matt Bullard (Jr.)	9.1
G	24	James Moses (Fr.)	5.4
F	34	Wade Lookingbill (Fr.)	3.0

11/26	*	McNeese State	W	77-56
11/29		Drake	W	96-72

**Hawkeye Invitational**

12/2	*	Brown	W	109-61
12/3	*	Georgia	W	102-76

12/6	*	Northern Iowa	W	95-76
12/10	*	Iowa State	W	91-71



# YEAR-BY-YEAR SCORES

12/12	*	Jackson State	W	86-71
12/14	*	Central Florida	W	102-68

## Chaminade Classic

12/23		Eastern Illinois (n)	W	89-71
12/24		St. Louis (n)	W	83-80
12/25		UC-Riverside (n)	L	92-110

12/30	*	SW Texas State	W	96-77
1/5		Michigan State	W	93-82
1/7		North Carolina	W	98-97
1/14		Minnesota	L	78-80
1/19		Ohio State	L	91-102
1/21		Purdue	W	67-66
1/26	*	Wisconsin	W	78-70
1/30		Indiana	L	89-104
2/2	*	Northwestern	W	102-84
2/5	*	Illinois	W	86-82
2/9	*	Michigan##	L	107-108
2/11		Wisconsin	L	54-65
2/13	*	Ohio State	W	83-75
2/18	*	Minnesota	W	99-61
2/22		Northwestern	W	89-84
2/26	*	Purdue	W	84-67
3/2	*	Michigan State	L	81-83
3/4		Michigan	L	96-119
3/8		Illinois	L	94-118
3/11	*	Indiana	W	87-70

## NCAA Tournament (East)

3/17		Rutgers	W	87-73
3/19		N.C. State##	L	96-102

## 1989-90 (12-16, 4-14 Big Ten/8th)

Pos.	#	Starters	Ppg
F	45	Michael Ingram (Sr.)	5.4
F	34	Wade Lookingbill (So.)	6.7
C	51	Les Jepsen (Sr.)	14.9
G	24	James Moses (So.)	13.0
G	11	Troy Skinner (So.)	5.0

### Reserves

F	50	Matt Bullard (Sr.)	11.4
C	55	Acie Earl (Fr.)	6.0
F	15	Rodell Davis (So.)	4.1

11/24	*	Texas Southern	W	80-64
11/28	*	Drake	W	68-54

## Hawkeye Invitational

12/1	*	Ohio University	W	75-49
12/2	*	UC-Santa Barbara	W	85-79

12/7		Iowa State	W	89-87
12/9	*	North Carolina	W	87-74
12/18	*	Drexel	W	59-50
12/23		UNLV	L	80-97
12/30	*	Monmouth (NJ)	W	55-46
1/3		Northern Iowa	L	74-77
1/6	*	Ohio State	L	73-79
1/11		Wisconsin#	L	69-73
1/13		Michigan State	L	80-87
1/18	*	Indiana	L	79-83
1/20	*	Michigan#	W	78-76
1/25		Minnesota	L	72-84
1/27		Purdue	L	59-80
1/29	*	Illinois	W	69-67
2/3	*	Northwestern	W	98-80
2/8		Ohio State	L	80-98
2/10	*	Wisconsin	L	71-80
2/12	*	Michigan State	L	70-80
2/17		Indiana	L	71-118
2/22		Northwestern	L	66-72
2/24	*	Minnesota	L	80-102
2/28	*	Purdue	W	64-63
3/4		Illinois	L	85-118
3/10		Michigan	L	96-127

## 1990-91 (21-11, 9-9 Big Ten/T5th)

Pos.	#	Starters	Ppg
F	40	Chris Street (Fr.)	5.0
F	24	James Moses (Jr.)	12.0
C	55	Acie Earl (So.)	16.3
G	20	Val Barnes (So.)	11.5
G	11	Troy Skinner (Jr.)	7.7

### Reserves

F	15	Rodell Davis (Jr.)	7.9
G	10	Kevin Smith (Fr.)	5.0
F	42	Jay Webb (So.)	4.8

## Dodge Preseason NIT

11/15	*	Temple	W	73-71
11/17		Notre Dame	L	68-77

11/27		Drake	W	80-61
-------	--	-------	---	-------

## Hawkeye Invitational

11/30	*	Colgate	W	80-59
12/1	*	Creighton	W	83-77

12/4	*	Northern Iowa	W	72-68
12/8	*	Iowa State	W	75-73
12/15	*	Maryland-Baltimore Co.	W	98-81
12/18	*	Chicago State	W	93-70
12/22	*	UCLA	W	88-71
12/28		Hawaii-Hilo	W	78-65
12/30		Chaminade	W	104-64
1/3		Ohio State	L	59-63
1/5	*	Michigan State	W	79-66
1/10	*	Michigan	W	79-78
1/12		Minnesota	L	77-79
1/17		Wisconsin	L	79-91
1/19	*	Indiana	L	79-99
1/28		Illinois	L	50-53
1/31		Purdue	W	78-69
2/2	*	Northwestern	W	82-66
2/7		Michigan State	W	71-67
2/9		Michigan	L	70-84
2/14	*	Minnesota	W	82-69
2/16	*	Wisconsin	L	55-56
2/21		Indiana#	W	80-79
2/23	*	Illinois	L	74-79
3/2	*	Purdue	L	65-70
3/7		Northwestern	W	79-76
3/10	*	Ohio State	W	80-69

## NCAA Tournament (Midwest)

3/14		East Tennessee State	W	76-73
3/16		Duke	L	70-85

## 1991-92 (19-11, 10-8 Big Ten/5th)

Pos.	#	Starters	Ppg
F	40	Chris Street (So.)	10.6
F	24	James Moses (Sr.)	13.9
C	55	Acie Earl (Jr.)	19.5
G	20	Val Barnes (Jr.)	11.5
G	10	Kevin Smith (So.)	5.4

### Reserves

F	15	Rodell Davis (Sr.)	5.0
F	34	Wade Lookingbill (Jr.)	4.7
G	11	Troy Skinner (Sr.)	4.1

11/23	*	Maryland-Eastern Shore	W	101-45
11/26	*	Western Illinois	W	95-58
12/3	*	Drake	W	83-56

## Hawkeye Invitational

12/6	*	Army	W	74-39
12/7	*	Louisiana Tech	W	84-65

12/10		Northern Iowa	W	108-85
12/14		Iowa State	L	84-98

## Tampa Tribune Holiday Invitational

12/27		Butler (n)	W	114-92
12/28		South Florida (n)	L	78-85

1/4	*	Centenary	W	121-76
1/9	*	Michigan#	L	77-80
1/11		Purdue#	L	69-77
1/15	*	Illinois	W	74-69
1/19		Ohio State	L	81-85
1/22		Northwestern	W	78-71
1/29	*	Wisconsin	W	73-66
2/1	*	Minnesota	W	87-70
2/6	*	Michigan State	W	77-63
2/9		Indiana	L	66-81
2/12		Michigan	L	74-79
2/15	*	Purdue	W	80-68
2/18	*	Ohio State	W	92-86
2/23		Illinois#	L	72-77
2/25		Minnesota	W	79-64
3/4	*	Indiana	L	60-64
3/7		Wisconsin	W	70-65
3/11	*	Northwestern	W	69-66
3/15		Michigan State	L	53-64

## NCAA Tournament (East)

3/19		Texas	W	98-92
3/21		Duke	L	62-75

## 1992-93 (23-9, 11-7 Big Ten/T3rd)

Pos.	#	Starters	Ppg
F	34	Wade Lookingbill (Sr.)	7.4
F	23	James Winters (Jr.)	8.6
C	55	Acie Earl (Sr.)	16.9
G	20	Val Barnes (Sr.)	14.7
G	10	Kevin Smith (Jr.)	5.0

### Reserves

F	3	Kenyon Murray (Fr.)	6.7
F	52	Russ Millard (Fr.)	5.2
C	42	Jay Webb (Sr.)	4.2

12/1	*	Mississippi Valley State	W	100-69
------	---	--------------------------	---	--------

## Hawkeye Invitational

12/4	*	Texas-Pan American	W	85-29
12/5	*	Mississippi State	W	69-54

12/8	*	Northern Iowa	W	64-44
12/12	*	Iowa State	W	78-51

## San Juan Shootout

12/20		American University (n)	W	101-47
12/21		Eastern Michigan (n)	W	103-66
12/22		Southern Illinois (n)	W	90-70

12/28	*	Texas Southern	W	91-70
1/2	*	Central Conn. State	W	104-58
1/4		Drake	W	80-65
1/6		Indiana	L	67-75
1/9		Ohio State	L	81-92
1/13	*	Minnesota	W	84-77
1/16		Duke	L	56-65
1/28		Michigan State#	W	96-90
1/31	*	Michigan	W	88-80
2/4		Illinois	L	77-78
2/6	*	Indiana	L	66-73
2/13		Minnesota	L	85-91
2/16	*	Ohio State	W	68-54
2/20		Northwestern	W	75-63
2/22		Penn State	W	74-58
2/24	*	Penn State	W	58-38
2/27	*	Michigan State	W	66-64
3/2		Michigan	L	73-82
3/6		Purdue	L	58-69
3/8	*	Northwestern	W	56-50
3/10	*	Wisconsin	W	91-65
3/13	*	Illinois	W	63-53

## NCAA Tournament (Southeast)

3/19		Northeast Louisiana	W	82-69
3/21		Wake Forest	L	78-84

**1993-94 (11-16, 5-13 Big Ten/T10th)**

Pos.	#	Starters	Ppg
F	4	Jess Settles (Fr.)	15.3
F	3	Kenyon Murray (So.)	12.3
F	23	James Winters (Sr.)	18.0
G	44	Jim Bartels (Jr.)	11.5
G	13	Mon'ter Glasper (So.)	4.8
<b>Reserves</b>			
F	52	Russ Millard (So.)	11.2
G	14	Chris Kingsbury (Fr.)	8.2
G	11	Kevin Skillett (Jr.)	2.0

11/30 \* Drake W 90-86

**Hawkeye Invitational**

12/3 \* Lehigh W 104-77  
 12/4 \* Long Beach State W 101-79

12/7	Northern Iowa	W	81-76
12/11	Iowa State	L	79-86
12/20	* Dartmouth	W	104-65
12/22	* Duke	L	76-79
12/29	Cal-Irvine	L	78-86
1/2	* Eastern Illinois	W	91-52
1/4	Ohio State	L	68-72
1/8	* Michigan	L	70-71
1/11	* Indiana	L	75-89
1/19	Illinois	L	90-105
1/22	* Penn State	W	81-70
1/26	Northwestern	W	86-76
1/29	Michigan State	L	84-87
2/2	* Minnesota	W	92-88
2/6	* Purdue	L	78-87
2/12	Indiana	L	91-93
2/16	Michigan	L	76-89
2/19	* Illinois	W	83-69
2/23	Penn State	L	80-89
2/26	* Northwestern	L	74-80
3/2	* Michigan State	L	72-80
3/5	Minnesota###	L	96-107
3/9	Wisconsin	L	71-95
3/12	* Ohio State	W	83-74

**1994-95 (21-12, 9-9 Big Ten/T7th)**

Pos.	#	Starters	Ppg
F	4	Jess Settles (So.)	15.6
F	3	Kenyon Murray (Jr.)	11.5
F	44	Jim Bartels (Sr.)	11.2
G	14	Chris Kingsbury (So.)	16.8
G	5	Andre Woolridge (So.)	14.0
<b>Reserves</b>			
F	52	Russ Millard (Jr.)	5.2
F	42	Ryan Bowen (Fr.)	4.6
G	13	Mon'ter Glasper (Jr.)	3.9

11/25 \* Morgan State W 126-79  
 11/29 Drake W 103-68

**Hawkeye Invitational**

12/2 \* Pepperdine W 99-63  
 12/3 \* Ohio University W 91-75

12/7	* Northern Iowa	W	80-48
12/10	* Iowa State	L	63-76
12/17	* Long Island	W	102-72
12/20	* Western Carolina	W	85-60
12/23	BYU-Hawaii	W	61-57

**Rainbow Classic**

12/27 Duke (n) W 81-71  
 12/29 Hawai'i (n) W 84-82  
 12/30 Arkansas (n) L 92-101

1/4	* Indiana	W	74-55
1/7	Michigan State	L	68-69
1/11	Michigan###	L	82-83
1/14	* Purdue	L	83-84
1/21	* Wisconsin	W	96-84
1/25	Ohio State	W	81-66
1/28	* Minnesota	L	54-55
2/1	* Illinois	L	74-79
2/4	Penn State	L	64-74

2/9	* Northwestern	W	116-77
2/11	Illinois#	L	97-104
2/15	Minnesota	W	74-70
2/18	* Ohio State	W	85-66
2/22	Wisconsin	W	84-77
3/1	Purdue	L	85-92
3/5	* Michigan	W	89-69
3/8	* Michigan State	W	79-78
3/12	Indiana	L	79-110

**National Invitation Tournament**

3/15 DePaul (n) W 97-86  
 3/21 \* Ohio University W 66-62  
 3/23 \* Penn State L 64-67

**1995-96 (23-9, 11-7 Big Ten/4th)**

Pos.	#	Starters	Ppg
F	3	Kenyon Murray (Sr.)	9.5
F	4	Jess Settles (Jr.)	15.1
C	52	Russ Millard (Sr.)	13.7
G	5	Andre Woolridge (Jr.)	13.1
G	13	Mon'ter Glasper (Sr.)	4.6
<b>Reserves</b>			
F	52	Ryan Bowen (So.)	5.5
F	44	J.R. Koch (Fr.)	3.4
G	14	Chris Kingsbury (Jr.)	11.9

**Great Alaska Shootout**

11/22 Ohio University (n) W 78-51  
 11/24 Connecticut (n) # W 101-95  
 11/25 Duke (n) L 81-88

11/28 \* Drake W 98-66

**Super Chevy Shootout**

12/1 \* East Tennessee State W 104-58  
 12/2 \* Colgate W 79-59

12/5	Northern Iowa	W	78-73
12/9	Iowa State	W	56-50
12/16	* Texas Southern	W	110-67
12/20	* Western Illinois	W	93-41
12/23	* Morehead State	W	82-57
12/28	Colorado	W	100-85
1/3	Purdue+	L	61-85
1/6	* Minnesota	W	92-63
1/10	* Ohio State	W	81-53
1/13	Wisconsin	L	71-80
1/18	* Illinois	W	82-79
1/20	Michigan State	L	60-62
1/28	* Michigan	W	70-61
1/30	Indiana	L	73-76
2/3	* Penn State#	L	87-95
2/7	Northwestern	W	88-77
2/11	* Indiana	W	76-50
2/13	Michigan	W	62-55
2/21	* Michigan State	W	83-47
2/24	Illinois	L	86-91
2/28	* Wisconsin	W	69-54
3/2	Ohio State	W	73-64
3/6	Minnesota	L	64-72
3/9	* Purdue	W	56-52

**NCAA Tournament (West)**

3/15 George Washington W 81-79  
 3/17 Arizona L 73-87

**1996-97 (22-10, 12-6 Big Ten/T2nd)**

Pos.	#	Starters	Ppg
F	42	Ryan Bowen (Jr.)	11.8
G	45	Darryl Moore (Jr.)	5.2
C	13	Guy Rucker (Fr.)	10.6
G	32	Kent McCausland (So.)	8.6
G	5	Andre Woolridge (Sr.)	20.2
<b>Reserves</b>			
F	44	J.R. Koch (So.)	8.0
F	4	Jess Settles (Jr.)	11.3
G	24	Ryan Luehrsmann (Fr.)	3.5

11/22 Western Illinois (n) W 81-66

**Maui Invitational**

11/25 California (n) L 59-75  
 11/26 Louisiana State (n) + L 60-70  
 11/27 Chaminade (n) W 67-37

12/3 Drake W 79-59

**Super Chevy Shootout**

12/6 \* Grambling State W 93-73  
 12/7 \* LaSalle W 65-60

12/10	* Northern Iowa	W	72-63
12/14	* Iowa State	L	74-81
12/21	* Missouri	W	88-77
12/27	* Austin Peay	W	90-58
12/29	* Cal-Northridge	W	90-65
1/2	* Northwestern	W	72-55
1/4	Penn State	W	69-57
1/7	Purdue	W	59-56
1/11	* Wisconsin	W	78-53
1/15	* Ohio State	W	76-62
1/19	Michigan	L	71-79
1/23	Minnesota	L	51-66
1/29	* Illinois	W	82-65
2/4	* Indiana	W	75-67
2/9	Illinois	L	51-66
2/12	Michigan State	L	67-69
2/15	* Minnesota	L	66-68
2/20	* Michigan	W	80-75
2/22	Ohio State	W	69-56
2/26	Wisconsin	L	48-49
3/1	* Purdue	W	84-62
3/5	* Penn State	W	81-55
3/8	Northwestern	W	75-59

**NCAA Tournament (West)**

3/13 Virginia W 73-60  
 3/15 Kentucky L 69-75

**1997-98 (20-11, 9-7 Big Ten/T5th)**

Pos.	#	Starters	Ppg
F	23	Ricky Davis (Fr.)	15.0
F	45	Darryl Moore (Sr.)	7.1
C	42	Ryan Bowen (Sr.)	14.4
G	20	Dean Oliver (Fr.)	8.8
G	32	Kent McCausland (Jr.)	9.6
<b>Reserves</b>			
F	44	J.R. Koch (Jr.)	6.9
C	13	Guy Rucker (So.)	6.9
G	24	Ryan Luehrsmann (So.)	4.0
G	30	Kyle Galloway (Fr.)	4.2

11/14 \* Chicago State W 105-60  
 11/16 \* North Texas W 112-64  
 11/29 \* Long Island W 101-69  
 12/2 \* Drake W 90-60

**Super Chevy Shootout**

12/5 \* Rice W 81-52  
 12/6 \* Weber State W 81-56

12/9 Northern Iowa L 78-84  
 12/13 Iowa State W 60-59

**San Juan Christmas Shootout**

12/21 Puerto Rico-Mayaguez (n) W 96-37  
 12/22 Southern Mississippi (n) W 82-58  
 12/23 St. Bonaventure (n) W 81-67

12/28	* Bucknell	W	91-52
12/31	Indiana	W	89-76
1/3	* Northwestern	W	91-57
1/8	* Illinois	L	64-76
1/14	Ohio State	W	61-46
1/18	Minnesota	W	82-69
1/21	* Michigan State	L	57-78
1/24	Missouri#	L	79-80
1/28	Penn State	L	65-67
2/1	* Michigan	L	66-80
2/3	Wisconsin	W	79-76

2/7	Michigan State	L	64-75
2/12	* Minnesota	L	71-73
2/14	* Ohio State	W	82-70
2/18	* Purdue	W	88-69
2/22	Illinois	L	72-79
2/25	Northwestern	W	75-55
2/28	* Indiana	W	84-70

## Big Ten Tournament

3/6	Michigan (n)	L	66-77
-----	--------------	---	-------

## National Invitation Tournament

3/11	* Georgia	L	93-100
------	-----------	---	--------

## 1998-99 (20-10, 9-7 Big Ten/T3rd)

Pos.	#	Starters	Ppg
F	4	Jess Settles (Sr.)	9.8
F	3	Jason Bauer (Sr.)	2.6
C	44	J.R. Koch (Sr.)	10.4
G	20	Dean Oliver (So.)	11.9
G	32	Kent McCausland (Sr.)	8.6
<b>Reserves</b>			
F	13	Guy Rucker (Jr.)	6.7
C	14	Jacob Jaacks (Jr.)	6.8
G	34	Joey Range (Fr.)	7.8
G	14	Ryan Luehrsmann (Jr.)	5.8

11/15	Western Illinois (n)	W	74-63
11/19	* Northern Iowa	W	83-67
11/25	* Creighton	L	73-75
12/1	Drake	W	78-74

## Hawkeye Invitational

12/4	* South Alabama	W	82-58
12/5	* Detroit Mercy	W	61-60

12/8	Kansas	W	85-81
12/12	* Iowa State	W	74-54
12/19	* Missouri	W	82-68
12/23	* Coppin State	W	87-73
12/31	* Indiana	W	67-52
1/3	Northwestern	W	52-48
1/7	* Illinois	W	84-62
1/12	Ohio State	W	71-68
1/16	Minnesota	L	70-75
1/21	Michigan State	L	65-80
1/23	* Wisconsin	L	52-72
1/27	* Penn State	W	84-74
1/30	Michigan	W	81-68
2/4	Purdue	L	75-90
2/6	* Michigan State	L	81-95
2/10	* Minnesota	W	76-73
2/13	* Ohio State	L	69-73
2/21	Illinois	W	78-72
2/23	* Northwestern	W	65-48
2/27	Indiana	L	81-88

## Big Ten Tournament

3/5	Wisconsin (n)	L	60-74
-----	---------------	---	-------

## NCAA Tournament (West)

3/11	Alabama-Birmingham	W	77-64
3/13	Arkansas	W	82-72
3/18	Connecticut	L	68-78

## Coach Steve Alford

### 1999-2000 (14-16, 6-10 Big Ten/T8th)

Pos.	#	Starters	Ppg
F	1	Rob Griffin (Jr.)	14.4
F	23	Duez Henderson (So.)	7.4
C	14	Jacob Jaacks (Sr.)	10.6
G	20	Dean Oliver (Jr.)	12.9
G	32	Ryan Luehrsmann (Sr.)	6.6
<b>Reserves</b>			
G	30	Kyle Galloway (So.)	6.1
F	25	Rod Thompson (So.)	3.4
F	13	Joe Fermino (Jr.)	2.3
G	11	Jason Price (Sr.)	1.9

### IKON Coaches vs. Cancer Classic

11/11	#1 Connecticut (n)	W	70-68
11/12	Stanford (n)	L	58-72
11/21	* Eastern Illinois	W	95-79
11/27	Creighton	L	76-85
11/30	Maryland	L	65-83

### Gazette Hawkeye Challenge

12/3	* Texas Southern	W	73-51
12/4	* Ohio University	W	86-66

12/7	Northern Iowa	W	67-59
12/11	Iowa State	L	66-59
12/18	Missouri	L	61-72
12/28	* Drake##	W	83-76
1/5	* Northwestern	W	58-52
1/8	* #4 Michigan State	L	53-75
1/12	Minnesota	L	82-85
1/15	Penn State	L	61-73
1/18	Indiana	L	71-74
1/22	* Michigan	W	83-78
1/26	* Illinois	L	58-69
1/29	Wisconsin	W	61-55
2/3	* Kansas	W	77-69
2/5	* Purdue	L	58-84
2/9	* #5 Ohio State	W	67-64
2/12	Illinois	L	50-78
2/16	Purdue	L	59-67
2/23	* Wisconsin	L	45-54
2/27	* Minnesota	W	71-59
3/1	Michigan	L	78-87
3/4	* Penn State	W	86-83

### Big Ten Tournament

3/9	Minnesota	W	81-78
3/10	#10 Michigan State	L	65-75

### 2000-01 (23-12, 7-9 Big Ten/T6th)

Pos.	#	Starters	Ppg
F	32	Reggie Evans (Jr.)	15.1
G	20	Dean Oliver (Sr.)	13.9
G	24	Luke Recker (Jr.)	18.1
F	23	Duez Henderson (Jr.)	6.3
F	4	Glen Worley (Fr.)	7.5
<b>Reserves</b>			
G	11	Brody Boyd (Fr.)	5.8
C	5	Jared Reiner (Fr.)	3.1
G	2	Ryan Hogan (Jr.)	7.2

11/19	* Wisconsin-Milwaukee	W	83-79
11/21	at Drake	W	73-71
11/28	* Georgia Tech	W	85-67

### Gazette Hawkeye Challenge

12/01	* Tennessee-Chattanooga	W	79-60
12/02	* Tulsa	W	66-65

12/05	* Northern Iowa	W	74-42
12/9	* Iowa State	W	80-68
12/16	* Missouri##	W	99-94
12/19	* Centenary	W	72-52
12/23	Kansas State	L	78-86

### Rainbow Classic

12/28	Detroit-Mercy (n)	W	69-68
12/29	#5 Tennessee (n)	L	68-80
12/30	Saint Louis (n)	W	68-56

1/6	Penn State	W	86-85
1/11	* #7 Illinois	W	78-62
1/13	Purdue	W	83-73
1/16	Wisconsin	L	54-67
1/20	* Michigan	L	69-70
1/24	Minnesota	W	87-74
1/27	* Indiana	W	71-66
1/31	* Minnesota	W	64-55
2/7	* Ohio State	L	68-69
2/10	Northwestern	L	61-69
2/14	Michigan	L	85-95
2/18	#4 Michigan State	L	70-94
2/21	* Purdue#	W	78-72
2/24	#3 Illinois	L	63-89
3/1	* Penn State	L	73-78
3/3	* Wisconsin	L	57-59

### Big Ten Tournament

3/8	Northwestern (n)	W	72-55
3/9	Ohio State (n)	W	75-66
3/10	Penn State (n)	W	94-74
3/11	Indiana (n)	W	63-61

### NCAA Tournament (East)

3/15	Creighton	W	69-56
3/17	#9 Kentucky	L	79-92

### 2001-02 (19-16, 5-11 Big Ten/T8th)

Pos.	#	Starters	Ppg
F	32	Reggie Evans (Sr.)	15.4
C	53	Sean Sonderleiter (So.)	2.2
G	1	Chauncey Leslie (Jr.)	6.1
G	3	Pierre Pierce (Fr.)	7.1
G	24	Luke Recker (Sr.)	17.1
<b>Reserves</b>			
F	4	Glen Worley (So.)	7.3
F	23	Duez Henderson (Sr.)	4.5
C	5	Jared Reiner (So.)	3.1
G	11	Brody Boyd (So.)	3.9
G	2	Ryan Hogan (Sr.)	5.3

### Guardians Classic

11/13	* Maryland Eastern Shore	W	89-59
11/14	* Boston University	W	90-61

11/17	* Louisiana Tech	W	75-67
-------	------------------	---	-------

### Guardians Classic

11/20	#12 Memphis (n)	W	75-71
11/21	#5 Missouri (n)	L	77-78

11/27	#1 Duke (n)	L	62-80
-------	-------------	---	-------

### Gazette Hawkeye Challenge

11/30	* Alabama State	W	73-64
12/1	* Southern Methodist	W	86-69

12/4	Northern Iowa	L	76-78
12/8	Iowa State	W	78-53
12/12	* Drake	W	101-59
12/15	#2 Missouri	W	83-65
12/22	* Kansas State	W	89-70
12/28	* Mercer	W	77-43
1/2	* Wisconsin	W	69-57
1/5	Ohio State	L	62-72
1/9	* Northwestern	W	70-60
1/13	* Indiana	L	66-77
1/15	#10 Illinois	L	66-77
1/19	Northwestern	L	50-63
1/22	* Michigan State	W	75-71
1/26	Purdue	L	68-73
2/2	* Penn State	W	81-64
2/5	Indiana	L	51-79
2/9	* Minnesota	L	78-86
2/13	Penn State	L	65-71
2/16	* #20 Ohio State	L	66-72

2/19	Wisconsin	L	56-64
2/23	* Michigan	W	75-56
3/2	Michigan State	L	79-93

**Big Ten Tournament**

3/7	Purdue (n)	W	87-72
3/8	Wisconsin (n)	W	58-56
3/9	#22 Indiana (n)	W	62-60
3/10	#17 Ohio State (n)	L	64-81

**National Invitation Tournament**

3/13	* Louisiana State	L	61-63
------	-------------------	---	-------

**2002-03 (17-14, 7-9 Big Ten/T8th)**

Pos.	#	Starters	Ppg.
F	4	Glen Worley (Jr.)	10.9
F	44	Greg Brunner (Fr.)	7.5
C	5	Jared Reiner (Jr.)	9.7
G	1	Chauncey Leslie (Sr.)	15.8
G	2	Jeff Horner (Fr.)	8.2
<b>Reserves</b>			
F	53	Sean Sonderleiter (Jr.)	8.5
G	11	Brody Boyd (Jr.)	9.7

11/24	* Florida Atlantic	W	79-52
11/26	Drake	W	50-49
11/30	* Tennessee State	W	84-51
12/2	Florida State	L	67-80

**Gazette Hawkeye Challenge**

12/6	* Montana State	W	65-44
12/7	* Southern Mississippi	W	65-63

12/10	* Northern Iowa	W	63-54
12/13	* Iowa State	L	69-73
12/22	* Liberty	W	87-49
12/28	Tulsa	W	73-67
1/4	* Missouri	L	82-88
1/8	Northwestern	W	68-63
1/11	* #20 Michigan State	W	68-64
1/15	* #8 Illinois	W	68-61
1/22	Wisconsin	L	61-74
1/25	* Ohio State	L	72-83
2/1	* Purdue#	L	77-80
2/5	Penn State	W	75-55
2/8	Michigan	L	62-70
2/12	Minnesota	L	64-77
2/15	* Penn State	W	84-71
2/19	* Indiana	L	63-79
2/22	* Wisconsin	L	53-61
2/25	Ohio State	W	71-64
3/1	Indiana#	L	88-91
3/5	Michigan State	L	54-82
3/8	* Northwestern	W	77-61

**Big Ten Tournament**

3/13	Ohio State (n)	L	64-66
------	----------------	---	-------

**National Invitation Tournament**

3/17	* Valparaiso	W	62-60
3/21	Iowa State	W	54-53
3/24	* Georgia Tech	L	78-79

**2003-04 (16-13, 9-7 Big Ten/4th)**

Pos.	#	Starters	Ppg.
F	4	Glen Worley (Sr.)	8.1
F	44	Greg Brunner (So.)	10.9
G	2	Jeff Horner (So.)	13.0
G	3	Pierre Pierce (Jr.)	16.1
G	11	Brody Boyd (Sr.)	11.1
<b>Reserves</b>			
C	5	Jared Reiner (Sr.)	10.5
G	30	Kurt Spurgeon (Sr.)	0.9
C	34	Erek Hansen (So.)	2.1

11/23	* UNC-Asheville	W	107-80
11/25	* Drake	W	74-56
11/29	* #16 Louisville# (n)	W	70-69
12/2	* Wisc.-Green Bay	W	82-56

**Gazette Hawkeye Challenge**

12/5	* Eastern Washington	W	70-54
12/6	* Northern Illinois	W	65-57

12/9	Northern Iowa	L	66-77
12/22	Texas Tech (n)	L	59-65
12/30	* Eastern Illinois	W	71-62
1/3	#22 Missouri	L	56-76
1/7	* #24 Purdue	W	71-61
1/10	* Northwestern	L	68-77
1/13	Minnesota	W	83-68
1/17	#25 Illinois	L	82-88
1/21	Iowa State	L	76-84
1/24	* Ohio State	W	79-65
1/28	Michigan	L	84-90
1/31	* Penn State	W	77-58
2/4	Michigan State	L	72-89
2/7	Indiana##	W	84-82
2/11	* #14 Wisconsin	L	52-54
2/14	* Michigan	W	69-61
2/18	Ohio State	W	78-67
2/25	* #23 Illinois	L	59-78
2/28	* Minnesota	W	66-62
3/3	Northwestern	L	49-51
3/6	Purdue	W	63-62

**Big Ten Tournament**

3/12	Michigan (n)	L	70-79
------	--------------	---	-------

**National Invitation Tournament**

3/17	at Saint Louis	L	69-70
------	----------------	---	-------

**2004-05 (21-12, 7-9 Big Ten/7th)**

Pos.	#	Starters	Ppg.
F	44	Greg Brunner (Jr.)	14.7
C	34	Erek Hansen (Jr.)	4.8
G	1	Adam Haluska (So.)	14.2
G	2	Jeff Horner (Jr.)	14.0
G	35	Mike Henderson (So.)	4.9
<b>Reserves</b>			
F	23	Doug Thomas	4.6
G	25	Carlton Reed	2.6
F	5	Alex Thompson	1.6

11/19	* Western Illinois	W	85-62
-------	--------------------	---	-------

**EA Sports Maui Invitational**

11/22	#11 Louisville (n)	W	76-71
11/23	#13 Texas (n)	W	82-80
11/24	#11 North Carolina (n)	L	92-106

11/30	Drake	W	91-75
-------	-------	---	-------

**Gazette Hawkeye Challenge**

12/3	* Centenary	W	88-53
12/4	* UNC Greensboro	W	83-58

12/7	* Northern Iowa	W	76-73
12/10	* Iowa State	W	70-63
12/18	* Western Carolina	W	88-75
12/21	Texas Tech (n)	W	83-53
12/28	* Air Force	W	73-63
12/31	* Saint Louis	W	67-58
1/5	* Michigan	L	63-65
1/8	Ohio State	L	69-81
1/15	* Minnesota	W	66-60
1/20	#1 Illinois#	L	68-73
1/22	* Purdue	W	71-57
1/26	Northwestern#	L	74-75
1/29	* Indiana	W	72-57
2/5	* #10 Michigan State	L	64-75
2/9	#20 Wisconsin	L	69-72
2/12	* Northwestern	W	64-54
2/16	Purdue	L	63-66
2/19	* #1 Illinois	L	65-75
2/23	Minnesota	L	57-65
2/26	Penn State	W	78-56
3/2	* Ohio State	W	74-72
3/5	Michigan#	W	74-72

**Big Ten Tournament**

3/10	Purdue (n)	W	71-52
3/11	#10 Michigan State (n)	W	71-69
3/12	#22 Wisconsin (n)	L	56-59

**NCAA Tournament (Indianapolis, IN)**

3/17	#23 Cincinnati	L	64-76
------	----------------	---	-------

**2005-06 (25-9, 11-5 Big Ten/T2nd)**

Pos.	#	Starters	Ppg.
F	44	Greg Brunner (Sr.)	14.1
C	34	Erek Hansen (Sr.)	6.7
G	1	Adam Haluska (Jr.)	13.9
G	2	Jeff Horner (Sr.)	13.6
G	35	Mike Henderson (Jr.)	7.6
<b>Reserves</b>			
C	23	Doug Thomas (Sr.)	4.6
G	11	Tony Freeman (Fr.)	3.4
F	5	Alex Thompson (Fr.)	2.0

**Guardians Classic**

11/14	* MD-Eastern Shore	W	86-41
11/15	* Colgate	W	73-51
11/21	#7 Kentucky (n)	W	67-63
11/22	#2 Texas (n)	L	59-68

11/26	* Texas-San Antonio	W	79-46
11/30	* #21 NC State	W	45-42

**Hawkeye Challenge**

12/2	* Fairfield	W	75-59
12/3	* Valparaiso	W	72-59

12/6	Northern Iowa#	L	63-67
12/9	Iowa State	L	60-72
12/17	* Arizona State	W	62-43
12/20	* Drake	W	65-60
12/22	* Robert Morris	W	73-51
12/30	Saint Louis	W	60-50
1/5	Wisconsin	L	52-66
1/7	* Illinois	W	63-48
1/14	Penn State	W	80-76
1/18	* Minnesota###	W	76-72
1/21	Michigan State	L	55-85
1/24	* #11 Indiana	W	73-60
1/28	* #16 Ohio State	W	67-62
2/1	Purdue	W	77-68
2/4	* #20 Michigan	W	94-66
2/8	Northwestern	L	48-51
2/11	#21 Indiana	W	70-67
2/14	* #16 Michigan State	W	66-54
2/18	Minnesota	L	61-74
2/25	Illinois	L	59-71
3/1	* Penn State	W	65-38
3/4	* Wisconsin	W	59-44

**Big Ten Tournament**

3/10	Minnesota (n)	W	67-57
3/11	Michigan State (n)	W	53-48
3/12	Ohio State (n)	W	67-60

**NCAA Tournament (Auburn Hills, MI)**

3/17	Northwestern State (n)	L	63-64
------	------------------------	---	-------



## 2006-07 (17-14, 9-7 Big Ten/T4th)

Pos.	#	Starters	Ppg.
F	34	Tyler Smith (Fr.)	14.9
F	44	Cyrus Tate (So.)	4.2
C	52	Kurt Looby (Jr.)	3.8
G	1	Adam Haluska (Sr.)	20.5
G	11	Tony Freeman (So.)	7.5
<b>Reserves</b>			
G	35	Mike Henderson (Sr.)	5.8
C	53	Seth Gorney (Jr.)	5.5
G	24	Justin Johnson (Jr.)	5.4

11/13 \* The Citadel W 75-53

## Paradise Jam

11/17	Toledo (n)	W	78-65
11/19	#10 Alabama (n)	L	60-72
11/20	Villanova (n)	L	60-89

11/25	at Arizona State	L	64-67
11/29	at Virginia Tech	L	65-69

## Hawkeye Challenge

12/1	* Texas-Pan American	W	62-46
12/2	* Coppin State	W	83-67

12/5	* Northern Iowa	L	55-57
12/8	* Iowa State	W	77-59
12/16	Drake	L	59-75
12/20	* Georgia State	W	101-59
12/23	* Texas Southern	W	90-63
12/30	* Cornell	W	65-50
1/4	* #24 Michigan State	W	62-60
1/10	Illinois	L	70-74
1/13	* Minnesota	W	60-49
1/16	Indiana	L	64-71
1/20	Ohio State	L	63-82
1/24	* Penn State	W	79-63
1/28	* #2 Wisconsin	L	46-57
1/31	Michigan	W	69-62
2/3	* #25 Indiana	W	81-75
2/7	Minnesota	W	91-78
2/10	* #4 Wisconsin	L	62-74
2/15	* Northwestern	W	66-58
2/17	Michigan State	L	49-81
2/21	* Purdue	W	78-59
2/28	Penn State	L	72-74
3/3	* Illinois	W	60-53

## Big Ten Tournament

3/9	Purdue (n)	L	55-74
-----	------------	---	-------

## Coach Todd Lickliter

## 2007-08 (13-19, 6-12 Big Ten/8th)

Pos.	#	Starters	Ppg.
F	44	Cyrus Tate (Jr.)	8.3
F	53	Seth Gorney (Sr.)	4.3
G	11	Tony Freeman (Jr.)	13.8
G	24	Justin Johnson (Sr.)	11.8
G	32	Jake Kelly (Fr.)	7.3
<b>Reserves</b>			
G	30	Jeff Peterson (Fr.)	5.2
F	52	Kurt Looby (Sr.)	3.2

11/9	* Idaho State	W	58-43
11/14	* Northern Colorado	W	59-47

## South Padre Island Invitational

11/18	* Florida Gulf Coast	W	62-49
11/20	* Maryland-Eastern Shore	W	65-48
11/23	Bradley (n)	L	56-67
11/24	Utah State (n)	L	62-75

11/26	* Wake Forest	L	47-56
-------	---------------	---	-------

## Hawkeye Challenge

11/30	* Louisiana-Monroe#	L	67-72
12/1	* Eastern Illinois	W	57-45

12/5	Northern Iowa	W	62-55
12/8	Iowa State	L	47-56
12/14	* Drake	L	51-56
12/29	* Southeastern Louisiana	W	57-50
1/2	* #11 Indiana	L	76-79
1/5	* #8 Wisconsin	L	51-64
1/9	Ohio State	L	48-79
1/12	* #6 Michigan State	W	43-36
1/16	* Purdue	L	62-67
1/19	Michigan	W	68-60
1/23	* #7 Indiana	L	43-65
1/26	* Penn State	W	64-49
1/30	Purdue	L	50-51
2/2	* Ohio State	W	53-48
2/6	* #24 Wisconsin	L	54-60
2/9	Minnesota	L	50-63
2/14	* Michigan	L	52-60
2/19	* Northwestern	W	53-51
2/23	* #17 Michigan State	L	52-66
2/27	Penn State	L	64-65
3/1	* Illinois	L	47-58
3/4	Northwestern	W	67-62

## Big Ten Tournament

3/13	Michigan (n)	L	47-55
------	--------------	---	-------

## 2008-09 (15-17, 5-13 Big Ten/10th)

Pos.	#	Starters	Ppg.
F	44	Cyrus Tate (Sr.)	7.0
F	24	Aaron Fuller (Fr.)	4.0
G	5	Matt Gatens (Fr.)	10.8
G	30	Jeff Peterson (So.)	10.6
G	32	Jake Kelly (So.)	11.6
<b>Reserves</b>			
F	50	Jarryd Cole (So.)	3.2
G	1	Anthony Tucker (Fr.)	10.4
G	15	Devan Bawinkel (Jr.)	4.8

11/15	* Charleston Southern	W	68-48
11/17	* Texas-San Antonio	W	73-67
11/20	The Citadel	W	70-48

## Las Vegas Invitational

11/23	* Oakland	W	66-57
11/25	* Southeast MO State	W	75-41
11/28	West Virginia (n)	L	68-87
11/29	Kansas State (n)	W	65-63

12/2	Boston College	L	55-57
12/5	* Bryant University	W	61-36
12/9	* Northern Iowa	W	65-46
12/12	* Iowa State	W	73-57
12/20	Drake	L	43-60
12/27	* Western Illinois	W	58-43
12/31	* #23 Ohio State	L	65-68
1/3	* Indiana	W	65-60
1/8	* #19 Minnesota	L	49-52
1/11	Michigan	L	49-64
1/18	* #19 Purdue	L	53-75
1/21	* Wisconsin#	W	73-69
1/24	Penn State	L	59-63
1/29	* #9 Michigan State	L	56-71
2/1	* #19 Illinois	L	54-62
2/4	Indiana	L	60-68
2/7	* Northwestern	W	56-51
2/11	Wisconsin	L	52-69
2/14	* #20 Purdue	L	45-49
2/22	* Michigan#	W	70-60
2/25	* #9 Michigan State	L	54-62
2/28	Northwestern	L	49-55
3/3	* Ohio State	L	58-60
3/7	* Penn State##	W	75-67

## Big Ten Tournament

3/12	Michigan (n)	L	45-73
------	--------------	---	-------

## 2009-10 (10-21, 4-14 Big Ten/9th)

Pos.	#	Starters	Ppg.
F	24	Aaron Fuller (So.)	9.7
F	25	Eric May (Fr.)	9.0
C	50	Jarryd Cole (Jr.)	8.1
G	5	Matt Gatens (So.)	12.3
G	3	Cully Payne (Fr.)	8.7
<b>Reserves</b>			
F	44	Brennan Coughill (Fr.)	4.0
G	34	John Lickliter (Fr-RS)	1.9
G	15	Devan Bawinkel (Sr.)	3.1

11/15	* Texas-San Antonio	L	50-62
11/17	* Duquesne	L	50-52
11/20	* Bowling Green	W	68-46

## CBE Classic

11/23	* #3 Texas (n)	L	60-85
11/24	Wichita State (n)	L	57-74

11/28	* NC Central	W	73-63
12/1	* Virginia Tech	L	64-70
12/5	* Prairie View A&M	W	80-51
12/8	Northern Iowa	L	50-67
12/11	Iowa State	L	71-81
12/19	* Drake	W	71-67
12/21	* South Carolina State	W	82-69
12/29	* #4 Purdue	L	58-67
1/2	* Minnesota	L	74-86
1/5	Illinois	L	42-59
1/9	* #10 Michigan State	L	53-71
1/12	* Tennessee State	W	67-62
1/16	* Penn State	W	67-64
1/20	* #6 Michigan State	L	63-70
1/24	Indiana	W	58-43
1/27	* #20 Ohio State	L	57-65
1/30	Michigan	L	46-60
2/3	* Illinois	L	49-57
2/7	* #13 Ohio State	L	58-68
2/10	* Northwestern	W	78-65
2/13	* #6 Purdue	L	40-63
2/16	* Michigan#	L	78-80
2/25	* Northwestern	L	57-74
2/28	* Indiana	W	73-57
3/3	* #15 Wisconsin	L	40-67
3/7	Minnesota	L	53-88

## Big Ten Tournament

3/11	Michigan (n)	L	52-59
------	--------------	---	-------

## Coach Fran McCaffery

## 2010-11 (11-20, 4-14 Big Ten/10th)

Pos.	#	Starters	Ppg.
C	50	Jarryd Cole (Sr.)	8.0
F	1	Melsahn Basabe (Fr.)	11.0
G	4	Roy Devyn Marble (Fr.)	5.7
G	5	Matt Gatens (Jr.)	12.6
G	24	Bryce Cartwright (Jr.)	10.9
<b>Reserves</b>			
F	25	Eric May (So.)	7.8
F	15	Zach McCabe (Fr.)	5.8
F	20	Andrew Brommer (Jr.)	3.1

11/14	* South Dakota State	L	69-79
11/16	* Louisiana-Monroe	W	68-40

## Paradise Jam

11/19	Xavier (n)	L	73-86
11/20	Alabama (n)	W	55-47
11/22	Long Beach State (n)	L	72-78

11/26	* SIU-Edwardsville	W	111-50
11/30	Wake Forest	L	73-76
12/4	* Idaho State	W	70-53
12/7	* Northern Iowa	W	51-39
12/10	* Iowa State	L	72-75
12/18	Drake	W	59-52
12/21	* Louisiana Tech	W	77-58
12/29	* #23 Illinois	L	77-87
1/4	* #2 Ohio State	L	68-73
1/9	* #10 Purdue	L	52-75
1/12	* Northwestern	L	71-90
1/16	* #25 Minnesota	L	59-69
1/19	* #1 Ohio State	L	48-70
1/23	* Indiana	W	91-77

1/26	Penn State	L	51-65
1/30	Michigan	L	73-87
2/2	* Michigan State	W	72-52
2/5	Indiana	W	64-63
2/9	* #13 Wisconsin	L	59-62
2/13	* #25 Minnesota	L	45-62
2/17	Northwestern	L	70-73
2/19	* Michigan	L	72-75
2/26	Illinois	L	68-81
3/2	Michigan State	L	66-85
3/5	* #6 Purdue	W	67-65

**Big Ten Tournament**

3/10	Michigan State (n)	L	61-66
------	--------------------	---	-------

**2011-12 (18-17, 8-10 Big Ten/7th)**

Pos.	#	Starters	Ppg.
C	30	Aaron White (Fr.)	11.1
F	15	Zach McCabe (So.)	7.8
G	4	Roy Devyn Marble (So.)	11.5
G	5	Matt Gatens (Sr.)	15.2
G	24	Bryce Cartwright (Sr.)	6.0
<b>Reserves</b>			
F	1	Melsahn Basabe (So.)	8.2
G	2	Josh Oglesby (So.)	6.4
F	25	Eric May (Jr.)	4.3

11/11	* Chicago State	W	96-53
11/14	* North Carolina A&T	W	95-79
11/17	* Northern Illinois	W	88-55

**Dale Howard Classic**

11/20	Creighton (n)	L	59-82
-------	---------------	---	-------

11/23	* Campbell	L	61-77
11/26	* IPFW	W	82-72
11/29	* Clemson	L	55-71
12/3	* Brown	W	75-54
12/6	North Iowa	L	60-80
12/9	Iowa State	L	76-86
12/17	* Drake	W	82-68
12/19	* Central Arkansas	W	105-64
12/22	* Boise State	W	81-72
12/28	* Purdue	L	76-79
12/31	* #11 Wisconsin	W	72-65
1/4	Minnesota	W	64-62
1/7	* #6 Ohio State	L	47-76
1/10	* #6 Michigan State	L	61-95
1/14	* #13 Michigan	W	75-59
1/17	Purdue	L	68-75
1/26	* Nebraska	L	73-79
1/29	* #16 Indiana	L	89-103
2/1	* Minnesota	W	63-59
2/4	* Penn State	W	77-64
2/9	Northwestern	L	64-83
2/16	Penn State	L	64-69
2/19	* #18 Indiana	W	78-66
2/23	* #15 Wisconsin	W	67-66
2/26	Illinois	L	54-65
2/29	Nebraska	W	62-53
3/3	* Northwestern	L	66-70

**Big Ten Tournament**

3/8	Illinois (n)	W	64-61
3/9	Michigan State (n)	L	75-92

**National Invitation Tournament**

3/13	* Dayton	W	84-75
3/18	Oregon	L	97-108

**2012-13 (25-13, 9-9 Big Ten/6th)**

Pos.	#	Starters	Ppg.
C	34	Adam Woodbury (Fr.)	4.9
F	30	Aaron White (So.)	12.8
F	1	Melsahn Basabe (Jr.)	6.8
G	25	Eric May (Sr.)	5.2
G	4	Roy Devyn Marble (Jr.)	15.0
<b>Reserves</b>			
G	10	Mike Gesell (Fr.)	8.7
F	15	Zach McCabe (Jr.)	5.7
G	2	Josh Oglesby (So.)	4.5
G	5	Anthony Clemmons (Fr.)	4.3

11/9	* UT-Pan American	W	86-55
11/12	* Central Michigan	W	73-61
11/15	* Howard	W	63-36
11/17	* Gardner-Webb	W	65-56

**Cancun Challenge**

11/20	Western Kentucky	W	63-55
11/21	Wichita State	L	63-75

11/27	Virginia Tech	L	79-95
12/1	* A&M-Corpus Christi	W	88-59
12/4	* South Dakota	W	87-63
12/7	* Iowa State	W	80-71
12/15	Northern Iowa	W	80-73
12/19	* South Carolina State	W	90-46
12/22	* Coppin State	W	80-50
12/31	* #5 Indiana	L	65-69
1/6	* #2 Michigan	L	67-95
1/10	* #18 Michigan State	L	59-62
1/13	Northwestern	W	70-50
1/19	* Wisconsin	W	70-66
1/22	* #14 Ohio State	L	63-72
1/27	Purdue#	L	62-65
1/31	* Penn State	W	76-67
2/3	* #23 Minnesota	L	59-62
2/6	Wisconsin##	L	70-74
2/9	* Northwestern	W	71-57
2/14	Penn State	W	74-72
2/17	* Minnesota	W	72-51
2/23	Nebraska	L	60-64
2/27	* Purdue	W	58-48
3/2	* #1 Indiana	L	60-73
3/5	* Illinois	W	63-55
3/9	* Nebraska	W	74-60

**Big Ten Tournament**

3/14	Northwestern (n)	W	73-59
3/15	* #7 Michigan State (n)	L	56-59

**National Invitation Tournament**

3/20	* Indiana State	W	68-52
3/22	* Stony Brook	W	75-63
3/27	Virginia	W	75-64
4/2	Maryland (n)	W	71-60
4/4	Baylor (n)	L	54-74

**2013-14 (20-13, 9-9 Big Ten/6th)**

Pos.	#	Starters	Ppg.
C	34	Adam Woodbury (So.)	5.7
F	30	Aaron White (Jr.)	13.0
F	1	Melsahn Basabe (Sr.)	7.2
G	10	Mike Gesell (So.)	7.8
G	4	Roy Devyn Marble (Sr.)	17.0
<b>Reserves</b>			
F	20	Jarrold Uthoff (So.)	7.6
G	2	Josh Oglesby (Jr.)	6.6
C	0	Gabriel Olaseni (Jr.)	6.5
F	15	Zach McCabe (Sr.)	6.1

11/8	* UNC Wilmington	W	82-39
11/10	* Nebraska-Omaha	W	83-75
11/14	* Maryland Eastern Shore	W	109-63
11/17	* Abilene Christian	W	103-41
11/22	* Penn	W	86-55

**Battle 4 Atlantis**

11/28	Xavier# (n)	W	77-74
11/29	UTEP (n)	W	89-53
11/30	Villanova# (n)	L	83-88

12/3	* Notre Dame	W	98-93
12/7	Drake (n)	W	83-66
12/9	* Fairleigh Dickinson	W	92-5
12/13	* #16 Iowa State	L	82-85
12/22	* Arkansas-Pine Bluff	W	86-61
12/31	* Nebraska	W	67-57
1/5	* #4 Wisconsin	L	71-75
1/9	* Northwestern	W	93-67
1/12	* #3 Ohio State	W	84-74
1/19	* Minnesota	W	94-73
1/22	* #21 Michigan	L	67-75
1/25	Northwestern	W	76-50
1/28	* #6 Michigan State#	L	69-71
2/1	Illinois	W	81-74
2/4	* #25 Ohio State	L	69-76
2/8	* #10 Michigan	W	85-67
2/15	Penn State	W	82-70
2/22	* #16 Wisconsin	L	74-79
2/25	Minnesota	L	89-95
2/27	Indiana	L	86-93
3/2	* Purdue	W	83-76
3/6	* #22 Michigan State	L	76-86
3/8	* Illinois	L	63-66

**Big Ten Tournament**

3/13	Northwestern (n)	L	62-67
------	------------------	---	-------

**NCAA Tournament (Dayton, OH)**

3/19	Tennessee# (n)	L	65-78
------	----------------	---	-------

## YEAR-BY-YEAR SCORES

### 2014-15 (22-12, 12-6 Big Ten/T-3rd)

Pos.	#	Starters	Ppg.
C	34	Adam Woodbury (Jr.)	6.6
F	30	Aaron White (Sr.)	16.4
F	20	Jarrold Uthoff (Jr.)	12.4
G	3	Peter Jok (So.)	7.0
G	10	Mike Gesell (Jr.)	7.4

#### Reserves

F	0	Gabriel Olaseni (Sr.)	8.1
G	5	Anthony Clemmons (Jr.)	4.8
G	2	Josh Oglesby (Sr.)	3.2

11/14	*	Hampton	W	90-56
11/17	*	North Dakota State	W	87-56

#### 2K Classic

11/20		#10 Texas (n)	L	57-71
11/21		#23 Syracuse (n)	L	63-66

11/24	*	Pepperdine	W	72-61
11/26	*	Northern Illinois	W	70-49
11/29	*	Longwood	W	77-44
12/3		#12 North Carolina	W	60-55
12/6	*	UM-Baltimore County	W	77-47
12/9	*	Alcorn State	W	67-44
12/12	*	#13 Iowa State	L	75-90
12/20		Northern Iowa (n)	L	44-56
12/22	*	North Florida	W	80-70
12/30		#18 Ohio State	W	71-65
1/5	*	Nebraska	W	70-59
1/8	*	Michigan State	L	61-75
1/13		Minnesota	W	77-75
1/17	*	#25 Ohio State	W	76-67
1/20		#5 Wisconsin	L	50-82
1/24		Purdue	L	63-67
1/31	*	#5 Wisconsin	L	50-82
2/5		Michigan	W	72-54
2/8	*	#16 Maryland	W	71-55
2/12	*	Minnesota	L	59-64
2/15		Northwestern#	L	61-66
2/19	*	Rutgers	W	81-47
2/22		Nebraska	W	74-46
2/25	*	Illinois	W	68-60
2/28		Penn State#	W	81-77
3/3		Indiana	W	77-63
3/7	*	Northwestern	W	69-52

#### Big Ten Tournament

3/12		Penn State (n)	L	58-67
------	--	----------------	---	-------

#### NCAA Tournament (Seattle, WA)

3/20		Davidson (n)	W	83-52
3/22		#7 Gonzaga (n)	L	68-87

\* -- Home Game

# -- Overtime(s)

+ -- Awarded Forfeit



*Aaron White (2011-15) left his footprint all over the Hawkeye record book, playing in the most games (140), making (618) and attempting (800) the most free throws, scoring the second most points (1,859), and pulling down the third most rebounds (901).*

**2K Classic, New York City**
**2014-15**

Texas	L	57-71
Syracuse	L	63-66

**All-College Tournament, Oklahoma City, OK**
**1987-88**

Illinois State	L	88-89
Oral Roberts	W	126-94

**Anteater Classic, Irvine, CA**
**1986-87**

Portland	W	84-65
UC-Irvine	W	105-103

**Battle 4 Atlantis**
**2013-14, Paradise Island, Bahamas**

Xavier	W	77-74 (OT)
UTEP	W	89-53
Villanova	L	83-88 (OT)

**Big Ten Postseason Tournament**
**1997-98, Chicago, IL (5th seed)**

Michigan	L	66-77
----------	---	-------

**1998-99, Chicago, IL (5th seed)**

Wisconsin	L	60-74
-----------	---	-------

**1999-00, Chicago, IL (7th seed)**

Minnesota	W	81-78
Michigan State	L	65-75

**2000-01, Chicago, IL (6th seed)**

Northwestern	W	72-55
Ohio State	W	75-66
Penn State	W	94-74
Indiana	W	63-61

**2001-02, Indianapolis, IN (9th seed)**

Purdue	W	87-72
Wisconsin	W	58-56
Indiana	W	62-60
Ohio State	L	64-81

**2002-03, Chicago, IL (9th seed)**

Ohio State	L	64-66
------------	---	-------

**2003-04, Indianapolis, IN (4th seed)**

Michigan	L	70-79
----------	---	-------

**2004-05, Chicago, IL (7th seed)**

Purdue	W	71-52
Michigan State	W	71-69
Wisconsin	L	56-59

**2005-06, Indianapolis, IN (2nd seed)**

Minnesota	W	67-57
Michigan State	W	53-48
Ohio State	W	67-60

**2006-07, Chicago, IL (4th seed)**

Purdue	L	55-74
--------	---	-------

**2007-08, Indianapolis, IN (8th seed)**

Michigan	L	47-55
----------	---	-------

**2008-09, Indianapolis, IN (10th seed)**

Michigan	L	45-73
----------	---	-------

**2009-10, Indianapolis, IN (9th seed)**

Michigan	L	52-59
----------	---	-------

**2010-11, Indianapolis, IN (10th seed)**

Michigan State	L	61-66
----------------	---	-------

**2011-12, Indianapolis, IN (8th seed)**

Illinois	W	64-61
Michigan State	L	75-92

**2012-13, Chicago, IL (6th seed)**

Northwestern	W	73-59
Michigan State	L	56-59

**2013-14, Indianapolis, IN (6th seed)**

Northwestern	L	62-67
--------------	---	-------

**2014-15, Chicago, IL (5th seed)**

Penn State	L	58-67
------------	---	-------

**Cancun Challenge**
**2012-13, Cancun, Mexico**

Western Kentucky	W	63-55
Wichita State	L	63-75

**Cabrillo Classic, San Diego, CA**
**1978-79**

Pennsylvania	W	87-84 (2 OT)
Stanford	W	83-68

**Chaminade Classic, Chaminade, HI**
**1988-89**

Eastern Illinois	W	89-71
St. Louis	W	83-80
UC-Riverside	L	92-110

**Dale Howard Classic**
**2011-12, Des Moines, IA**

Creighton	L	59-82
-----------	---	-------

**Dayton Classic, Dayton, OH**
**1979-80**

Mississippi State	W	81-62
Dayton	W	61-54

**Dixie Classic, Chapel Hill, NC**
**1956-57**

North Carolina State	L	70-84
DePaul	L	72-73 (OT)
West Virginia	W	79-76

**Far West Classic, Pullman, WA**
**1958-59**

Wyoming	W	82-74
Oregon State	L	71-72

**1962-63**

Arizona	W	57-56
Oregon	W	62-48
Oregon State	L	57-64



## TOURNAMENT HISTORY

### 1963-64

Colorado State	L	56-61
Louisiana State	L	81-92
Washington State	W	74-66

### 1974-75

Oregon State	L	60-97
Wake Forest	L	71-92
Boston College	L	81-86

### 1985-86

Tampa	W	54-45
Boston University	W	76-71
St. Joseph's	L	56-60

### Fiesta Classic, Tempe, AZ

#### 1980-81

Cincinnati	W	69-64
Arizona State	L	88-96

### Great Alaska Shootout, Anchorage, AK

#### 1986-87

Alaska-Anchorage	W	91-81
North Carolina State	W	90-89 (OT)
Northeastern	W	103-80

#### 1995-96

Ohio University	W	78-51
Connecticut	W	101-95 (OT)
Duke	L	81-88

### Guardians (CBE) Classic

#### 2001-02, Kansas City, MO

Memphis	W	75-71
Missouri	L	77-78

#### 2005-06, Kansas City, MO

Kentucky	W	67-63
Texas	L	59-68

#### 2009-10, Kansas City, MO

Texas	L	60-85
Wichita State	L	57-74

### Hawkeye Invitational, Iowa City, IA

#### 1982-83

Navy	W	76-65
Hawai'i	W	99-67

#### 1983-84

Baylor	W	67-44
Oregon State	W	56-45

#### 1984-85

Boston University	W	67-53
Texas Tech	W	58-48

#### 1985-86

Arkansas State	L	62-66
Lehigh	W	89-68

#### 1986-87

Delaware	W	95-47
Loyola-Marymount	W	103-80

### 1987-88

Navy	W	91-61
UC-Irvine	W	124-88

### 1988-89

Brown	W	109-61
Georgia	W	102-76

### 1989-90

Ohio University	W	75-49
Cal-Santa Barbara	W	85-79

### 1990-91

Colgate	W	80-59
Creighton	W	83-77

### 1991-92

Army	W	74-39
Louisiana Tech	W	84-65

### 1992-93

Texas-Pan American	W	85-29
Mississippi State	W	69-54

### 1993-94

Lehigh	W	104-77
Long Beach State	W	101-79

### 1994-95

Pepperdine	W	99-63
Ohio University	W	91-75

### 1995-96

East Tennessee State	W	104-58
Colgate	W	79-59

### 1996-97

Grambling State	W	93-73
LaSalle	W	65-60

### 1997-98

Rice	W	81-52
Weber State	W	81-56

### 1998-99

South Alabama	W	82-58
Detroit Mercy	W	61-60

### 1999-00

Texas Southern	W	73-51
Ohio University	W	86-66

### 2000-01

Tenn.-Chattanooga	W	79-60
Tulsa	W	66-65

### 2001-02

Alabama State	W	73-64
Southern Methodist	W	86-69

### 2002-03

Montana State	W	65-44
Southern Mississippi	W	65-63

**2003-04**

Eastern Washington	W	70-54
Northern Illinois	W	65-57

**2004-05**

Centenary	W	88-53
UNC Greensboro	W	83-58

**2005-06**

Fairfield	W	75-59
Valparaiso	W	72-59

**2006-07**

Texas-Pan American	W	62-46
Coppin State	W	83-67

**2007-08**

Louisiana-Monroe	L	67-72 (OT)
Eastern Illinois	W	57-45

**Holiday Festival, New York, NY**
**1959-60**

St. John's	W	91-84
NYU	W	80-75
Cincinnati	L	83-96

**IKON Coaches vs. Cancer Classic, New York City, NY**
**1999-00**

Connecticut	W	70-68
Stanford	L	58-72

**Kentucky Invitational, Lexington, KY**
**1962-63**

Kentucky	L	69-94
Oregon State	L	55-61

**Kettle Classic, Houston, TX**
**1981-82**

Clemson	W	80-68
Houston	L	52-62

**Las Vegas Invitational, Las Vegas, NV**
**2008-09, Las Vegas, NV**

West Virginia	L	68-87
Kansas State	W	65-63

**Lobo Classic, Albuquerque, NM**
**1976-77**

New Mexico	L	83-96
Pittsburgh	W	103-80

**Los Angeles Classic, Los Angeles, CA**
**1960-61**

California	W	83-80 (4 OTs)
USC	W	70-62
UCLA	W	71-65

**1964-65**

USC	W	71-65
Utah	L	88-92
Minnesota	W	76-74

**1967-68**

Tennessee	W	64-59 (OT)
Wyoming	L	87-94 (2 OT)
St. Louis	W	80-77 (OT)

**Maui Invitational, Maui, HI**
**1987-88**

Stanford	W	78-75
Kansas	W	100-81
Villanova	W	97-74

**1996-97**

California	L	59-75
Louisiana State	L	60-70
Chaminade	W	67-37

**2004-05**

Louisville	W	76-71
Texas	W	82-80
North Carolina	L	92-106

**National Invitation Tournament, Preseason**
**1990-91**

Temple (Iowa City, IA)	W	73-71
Notre Dame (South Bend, IN)	L	68-77

**National Invitation Tournament, Postseason**
**1994-95**

DePaul (Moline, IL)	W	96-87
Ohio University (Iowa City, IA)	W	66-62
Penn State (Iowa City, IA)	L	64-67

**1997-98**

Georgia (Iowa City, IA)	L	93-100
-------------------------	---	--------

**2001-02**

Louisiana State (Iowa City, IA)	L	61-63
---------------------------------	---	-------

**2002-03**

Valparaiso (Iowa City, IA)	W	62-60
Iowa State (Ames, IA)	W	54-53
Georgia Tech (Iowa City, IA)	L	78-79

**2003-04**

Saint Louis (St. Charles, MO)	L	69-70
-------------------------------	---	-------

**2011-12**

Dayton (Iowa City, IA)	W	84-75
Oregon (Eugene, OR)	L	97-108

**2012-13**

Indiana State (Iowa City, IA)	W	68-52
Stony Brook (Iowa City, IA)	W	75-63
Virginia (Charlottesville, VA)	W	75-64
Maryland (New York, NY)	W	71-60
Baylor (New York, NY)	L	54-74

**NCAA Tournament**
**1954-55, Mideast Region, Evanston, IL**

Penn State	W	82-53
Marquette	W	86-81

**Final Four, Kansas City, MO**

LaSalle	L	73-76
Colorado	L	54-75

**1955-56, Mideast Region, Iowa City, IA**

Morehead State	W	97-83
Kentucky	W	89-77

**Final Four, Evanston, IL**

Temple	W	83-76
San Francisco	L	71-83

**1969-70, Mideast Region, Columbus, OH**

Jacksonville	L	103-104
Notre Dame	W	121-106

**1978-79, Mideast Region, Bloomington, IN (#4 Seed)**

Toledo	L	72-74
--------	---	-------

**1979-80, East Region, Greensboro, NC (#5 Seed)**

VA Commonwealth	W	86-72
N.C. State	W	77-64

**Philadelphia, PA**

Syracuse	W	88-77
Georgetown	W	81-80

**Final Four, Indianapolis, IN**

Louisville	L	72-80
Purdue	L	58-75

**1980-81, Midwest Region, Wichita, KS (#3 Seed)**

Wichita State	L	56-60
---------------	---	-------

**1981-82, West Region, Pullman, WA (#6 Seed)**

Northeast Louisiana	W	70-63
Idaho	L	67-69 (OT)

**1982-83, Midwest Region, Louisville, KY (#7 Seed)**

Utah State	W	64-59
Missouri	W	77-63

**Kansas City, MO**

Villanova	L	54-55
-----------	---	-------

**1984-85, West Region, Salt Lake City, UT (#8 Seed)**

Arkansas	L	54-63
----------	---	-------

**1985-86, Midwest Region, Minneapolis, MN (#11 Seed)**

North Carolina State	L	64-66
----------------------	---	-------

**1986-87, West Region, Tucson, AZ (#2 Seed)**

Santa Clara	W	99-76
Texas-El Paso	W	84-82

**Seattle, WA**

Oklahoma	W	93-91
Nevada-Las Vegas	L	81-84

**1987-88, West Region, Los Angeles, CA (#5 Seed)**

Florida State	W	102-98
Nevada-Las Vegas	W	104-86

**Seattle, WA**

Arizona	L	79-99
---------	---	-------

**1988-89, East Region, Providence, RI (#4 Seed)**

Rutgers	W	87-83
North Carolina State	L	96-102 (2 OT)

**1990-91, Midwest Region, Minneapolis, MN (#7 Seed)**

East Tennessee State	W	76-73
Duke	L	70-85

**1991-92, East Region, Greensboro, NC (#9 Seed)**

Texas	W	98-92
Duke	L	62-75

**1992-93, Southeast Region, Nashville, TN (#4 Seed)**

Northeast Louisiana	W	82-69
Wake Forest	L	78-84

**1995-96, West Region, Tempe, AZ (#6 Seed)**

George Washington	W	81-79
Arizona	L	73-87

**1996-97, West Region, Salt Lake City, UT (#8 Seed)**

Virginia	W	73-60
Kentucky	L	69-75

**1998-99, West Region, Denver, CO (#5 Seed)**

Alabama-Birmingham	W	77-64
Arkansas	W	82-72

**Phoenix, AZ**

Connecticut	L	68-78
-------------	---	-------

**2000-01, East Region, Long Island, NY (#7 Seed)**

Creighton	W	69-56
Kentucky	L	79-92

**2004-05, Austin Region, Indianapolis, IN (#10 seed)**

Cincinnati	L	64-76
------------	---	-------

**2005-06, Atlanta Region, Auburn Hills, MI (#3 seed)**

Northwestern State	L	63-64
--------------------	---	-------

**2013-14, Midwest Region, Dayton, OH (#11 seed)**

Tennessee	L	65-78 (OT)
-----------	---	------------

**2014-15, South Region, Seattle, WA (#7 seed)**

Davidson	W	83-52
Gonzaga	L	68-87

**Paradise Jam, St. Thomas, Virgin Islands****2006-07**

Toledo	W	78-65
Alabama	L	60-72
Villanova	L	60-89

**2010-11**

Xavier	L	73-86
Alabama	W	55-47
Long Beach State	L	72-78

**Quaker City Tournament, Philadelphia, PA****1961-62**

Penn State	W	67-48
Pennsylvania	W	72-64
Villanova	L	56-69

**Queen City Tournament, Buffalo, NY****1957-58**

Cornell (NY)	W	73-68
Syracuse	W	58-52

**Rainbow Classic, Honolulu, HI**

**1969-70**

St. John's (NY)	L	55-57
Hawai'i	W	111-60

**1975-76**

Holy Cross	W	98-75
Arizona	W	82-80
USC	L	73-81

**1984-85**

Maryland	L	68-70 (OT)
Cornell (NY)	W	59-56 (OT)
Arkansas	W	71-52

**1994-95**

Duke	W	81-71
Hawai'i	W	84-82
Arkansas	L	92-101

**2000-01**

Detroit	W	69-68
Tennessee	L	68-80
St. Louis	W	68-56

**Rebel Roundup, Las Vegas, NV**

**1977-78**

Tennessee	W	92-86
Nevada-Las Vegas	L	84-85

**Rochester Classic, Rochester, NY**

**1982-83**

James Madison	W	47-45
Seton Hall	W	85-63

**San Juan Christmas Shootout, San Juan, Puerto Rico**

**1997-98**

Puerto Rico-Mayaguez	W	96-37
Southern Mississippi	W	82-58
St. Bonaventure	W	81-67

**San Juan Thanksgiving Shootout, San Juan, Puerto Rico**

**1992-93**

American University	W	101-47
Eastern Michigan	W	103-66
Southern Illinois	W	90-70

**South Padre Island Invitational**

**2007-08, Iowa City, IA**

Florida Gulf Coast	W	62-49
Maryland Eastern Shore	W	65-48

**2007-08, South Padre Island, TX**

Bradley	L	56-67
Utah State	L	62-75

**Sugar Bowl Tournament, New Orleans, LA**

**1968-69**

Houston	W	95-87
Duke	L	82-85

**Sun Bowl Tournament, El Paso, TX**

**1965-66**

Arkansas	W	77-75
Texas-El Paso	L	68-86

**Tampa Tribune Holiday Invitational, Tampa, FL**

**1991-92**

Butler	W	114-92
South Florida	L	78-85

**Winston Tire Classic, Los Angeles, CA**

**1983-84**

USC	W	62-61
Memphis State	W	73-66



*Iowa played in Madison Square Garden for the second time in three years this past season when the Hawkeyes competed against Texas and Syracuse in the 2K Classic.*



# YEAR-BY-YEAR STATISTICS

Year	Pts.-Avg.	FG-A	PCT	3-PT. FG	PCT	FT-A	PCT	REB-AVG	PF	AS	TO	BS	ST
2014-15	2372-69.8	821-1905	.431	192-576	.333	538-723	.744	1274-37.5	536	482	377	158	218
Opponents	2119-62.3	754-1903	.396	227-696	.326	384-553	.694	1136-33.4	607	411	417	121	200
2013-14	2689-81.5	919-1984	.463	191-546	.350	660-898	.735	1331-40.3	603	532	371	164	234
Opponents	2321-70.3	804-1938	.415	229-722	.317	484-686	.706	1101-33.4	717	423	439	112	209
2012-13	2665-70.1	903-2156	.419	204-668	.305	655-896	.731	1484-39.1	648	573	476	183	263
Opponents	2388-62.8	850-2168	.392	212-719	.295	476-675	.705	1307-34.4	742	440	500	159	264
2011-12	2555-73.0	902-1984	.455	201-539	.373	550-763	.721	1205-34.4	590	521	433	119	262
Opponents	2537-72.5	910-1993	.457	244-707	.345	473-648	.730	1193-34.1	651	515	473	111	193
2010-11	2084-67.2	766-1743	.439	146-465	.314	406-601	.676	1985-35.0	512	423	447	89	208
Opponents	2110-68.1	768-1749	.439	212-639	.332	362-489	.740	1045-33.7	551	466	445	106	215
2009-10	1937-60.5	675-1629	.414	239-753	.317	348-503	.692	1023-32.0	507	394	440	64	134
Opponents	2112-66.0	778-1696	.459	196-574	.341	360-505	.713	1019-31.8	524	439	349	109	214
2008-09	1927-60.2	650-1469	.442	258-709	.364	369-496	.744	928-29.0	537	375	401	68	152
Opponents	1908-59.6	682-1570	.434	199-563	.353	345-503	.686	943-29.5	540	384	355	84	171
2007-08	1794-56.1	616-1455	.423	222-640	.347	340-524	.649	1039-32.5	534	393	504	101	140
Opponents	1857-58.0	661-1635	.404	196-591	.332	339-496	.683	974-30.4	555	400	368	76	242
2006-07	2121-68.4	739-1684	.439	195-540	.361	448-602	.744	1027-33.1	562	451	417	102	211
Opponents	2035-65.6	737-1673	.441	204-573	.356	357-552	.647	1057-34.1	573	432	468	100	187
2005-06	2254-66.3	781-1811	.431	191-570	.335	501-706	.710	1285-37.8	517	502	506	167	225
Opponents	2003-58.9	732-1924	.380	210-661	.318	329-507	.649	1168-34.4	646	429	499	102	257
2004-05	2407-72.9	841-1831	.459	210-558	.376	515-745	.691	1198-36.3	618	501	476	174	247
Opponents	2221-67.3	791-1886	.419	209-599	.349	430-646	.666	1153-34.9	648	462	497	106	228
2003-04	2071-71.4	708-1538	.460	164-449	.365	491-731	.672	1099-37.9	541	440	472	132	208
Opponents	1998-68.9	699-1720	.406	203-606	.335	491-731	.672	993-34.2	632	447	396	97	212
2002-03	2141-69.1	746-1656	.450	146-503	.290	503-703	.716	1115-36.0	553	447	471	127	207
Opponents	2060-66.5	754-1785	.422	207-644	.321	345-506	.682	1016-32.8	632	451	421	117	229
2001-02	2541-72.6	872-1910	.457	208-552	.377	589-850	.693	1295-37.0	701	508	540	120	253
Opponents	2384-68.1	808-1913	.422	234-693	.338	534-751	.711	1105-31.6	733	468	512	114	252
2000-01	2593-74.1	815-1895	.430	210-573	.366	753-1068	.705	1351-38.6	783	474	520	83	191
Opponents	2469-70.5	832-1912	.435	223-658	.339	582-844	.690	1118-31.9	846	497	486	143	222
1999-00	2064-68.8	700-1711	.409	187-540	.346	477-706	.676	1043-34.8	678	388	424	55	206
Opponent	2149-71.6	728-1618	.450	164-492	.333	529-763	.693	1112-37.1	642	445	473	99	200
1998-99	2217-73.9	741-1602	.463	188-504	.373	547-780	.701	1047-34.9	544	455	532	80	268
Opponent	2099-70.0	749-1658	.452	218-579	.377	383-561	.683	934-31.1	650	465	529	77	258
1997-98	2486-80.2	878-1828	.480	218-543	.401	512-721	.710	1186-38.3	498	566	514	114	315
Opponent	2091-67.5	776-1805	.430	204-603	.338	335-512	.654	1010-32.6	645	453	555	105	258
1996-97	2314-72.3	813-1711	.475	184-464	.397	504-719	.701	1231-38.5	498	469	499	130	241
Opponent	2038-63.7	747-1787	.418	219-605	.362	325-506	.642	917-28.7	629	453	447	114	255
1995-96	2548-79.6	898-1871	.480	195-585	.333	557-777	.717	1296-40.5	571	567	525	84	284
Opponent	2172-67.9	794-1881	.422	214-661	.324	370-579	.639	1006-31.4	669	476	539	94	229
1994-95	2757-83.6	935-2034	.460	274-743	.369	613-865	.709	1213-36.8	587	555	492	95	365
Opponent	2460-74.6	936-1961	.477	203-595	.341	385-571	.674	1148-34.8	707	571	653	129	233
1993-94	2254-83.5	781-1754	.445	164-510	.322	528-807	.654	1118-41.4	477	477	495	76	303
Opponent	2207-81.7	839-1750	.479	203-524	.387	326-469	.695	992-36.7	640	538	521	115	247
1992-93	2507-78.3	886-1876	.472	103-323	.319	632-897	.705	1370-42.8	498	456	489	165	306
Opponent	2093-65.4	795-1930	.412	183-534	.343	320-491	.652	1015-31.7	690	460	513	99	264
1991-92	2433-81.1	858-1795	.478	105-350	.300	612-857	.714	1159-38.6	494	475	460	161	276
Opponent	2161-72.0	826-1908	.433	187-525	.356	322-491	.656	1079-36.0	677	461	537	102	224
1990-91	2457-76.8	867-1811	.479	134-330	.406	588-891	.660	1169-36.5	568	461	548	146	262
Opponent	2308-72.1	862-1890	.456	200-534	.375	384-576	.666	1083-33.8	720	536	583	95	249
1989-90	2112-75.4	746-1629	.458	89-312	.285	531-813	.653	1112-39.7	572	407	508	120	227
Opponent	2240-80.1	834-1738	.480	184-438	.420	392-589	.666	969-34.6	662	548	447	88	241
1988-89	2957-89.6	1092-2112	.517	126-357	.353	647-919	.704	1367-41.4	608	574	519	93	274
Opponent	2681-81.2	1041-2177	.478	201-502	.400	398-595	.669	1050-31.8	749	584	523	103	263
1987-88	3181-93.6	1141-2160	.528	188-453	.415	711-996	.714	1317-38.7	621	600	514	48	329
Opponent	2769-81.4	1114-2229	.500	189-478	.395	352-538	.654	1080-31.8	793	611	588	99	209
1986-87	3055-87.3	1140-2194	.520	147-382	.385	628-929	.676	1508-43.1	636	581	522	97	229
Opponent	2604-74.4	1005-2265	.444	192-501	.383	402-598	.672	1104-31.5	803	565	521	100	231

Year	Pts.-Avg.	FG-A	PCT	3-PT. FG	PCT	FT-A	PCT	REB-AVG	PF	AS	TO	BS	ST
1985-86	2355-73.6	955-1874	.510	----	----	445-646	.689	1121-35.0	637	551	476	78	271
Opponent	2102-65.7	825-1792	.460	----	----	452-641	.705	1022-31.9	588	447	543	78	219
1984-85	2246-70.2	895-1856	.482	----	----	455-678	.671	1325-41.4	563	600	443	123	289
Opponent	1881-58.8	767-1826	.420	----	----	346-508	.681	1080-33.8	647	396	470	61	223
1983-84	1648-58.9	658-1425	.462	----	----	332-505	.657	959-34.3	475	389	407	104	202
Opponent	1605-57.3	650-1410	.465	----	----	305-445	.685	881-31.5	507	370	412	61	210
1982-83	2161-69.7	840-1775	.473	44-105	.419	437-649	.673	1121-36.2	524	497	354	152	210
Opponent	1939-62.5	782-1721	.454	35-92	.380	340-492	.691	1117-36.0	605	409	453	86	163
1981-82	1896-65.4	743-1568	.474	----	----	410-607	.675	1061-36.6	515	445	379	82	193
Opponent	1688-58.2	668-1525	.438	----	----	352-499	.705	965-33.3	566	319	426	80	160
1980-81	2095-74.8	829-1760	.471	----	----	437-607	.720	1153-41.2	526	457	397	45	200
Opponent	1802-64.4	733-1594	.460	----	----	336-514	.654	987-35.3	588	383	456	101	178
1979-80	2409-73.0	942-1922	.490	----	----	525-744	.706	1215-36.8	579	519	436	75	203
Opponent	2164-65.6	885-1885	.469	----	----	394-559	.705	1149-34.8	689	482	540	131	180
1978-79	2168-77.4	834-1760	.474	----	----	500-682	.733	1106-39.5	589	422	N/A	N/A	N/A
Opponent	1863-66.5	740-1672	.443	----	----	383-570	.672	1121-40.0	630	356	N/A	N/A	N/A
1977-78	2007-74.3	794-1718	.462	----	----	419-612	.685	1146-42.4	566	414	N/A	N/A	N/A
Opponent	1982-73.4	789-1712	.461	----	----	404-606	.667	1096-40.6	601	392	N/A	N/A	N/A
1976-77	2172-80.4	818-1864	.439	----	----	536-732	.732	1262-46.7	596	418	N/A	N/A	N/A
Opponent	2034-75.3	792-1841	.430	----	----	450-608	.740	1187-44.0	647	344	N/A	N/A	N/A
1975-76	2391-82.4	992-2017	.492	----	----	407-607	.670	1240-42.8	578	568	N/A	N/A	N/A
Opponent	2305-79.5	940-1938	.485	----	----	425-568	.748	1126-38.8	610	446	N/A	N/A	N/A
1974-75	1898-73.0	787-1854	.425	----	----	324-519	.624	1204-46.3	523	339	N/A	N/A	N/A
Opponent	2096-80.6	865-1869	.463	----	----	366-522	.701	1218-46.9	538	381	N/A	N/A	N/A
1973-74	1754-73.1	740-1653	.448	----	----	372-530	.631	999-41.7	531	N/A	N/A	N/A	N/A
Opponent	1948-81.2	788-1655	.476	----	----	372-530	.702	1099-45.8	476	N/A	N/A	N/A	N/A
1972-73	1860-77.5	773-1736	.445	----	----	314-476	.660	1186-49.4	466	N/A	N/A	N/A	N/A
Opponent	1730-72.1	699-1575	.417	----	----	332-474	.700	1057-44.0	462	N/A	N/A	N/A	N/A
1971-72	1936-80.7	766-1685	.455	----	----	404-576	.701	1162-48.4	503	N/A	N/A	N/A	N/A
Opponent	1920-80.0	721-1658	.435	----	----	478-684	.699	1072-44.7	442	N/A	N/A	N/A	N/A
1970-71	1948-81.2	760-1735	.438	----	----	428-573	.747	1063-44.3	502	N/A	N/A	N/A	N/A
Opponent	1987-82.8	754-1595	.473	----	----	479-696	.688	1115-46.5	432	N/A	N/A	N/A	N/A
1969-70	2467-98.7	959-1834	.523	----	----	549-704	.780	1102-44.1	482	N/A	N/A	N/A	N/A
Opponent	2176-87.0	860-1811	.474	----	----	456-633	.720	1056-42.4	522	N/A	N/A	N/A	N/A
1968-69	2025-84.4	726-1547	.470	----	----	573-743	.771	1058-44.1	467	N/A	N/A	N/A	N/A
Opponent	1918-79.9	747-1624	.460	----	----	424-620	.684	1006-41.2	529	N/A	N/A	N/A	N/A
1967-68	1879-75.1	691-1630	.423	----	----	497-689	.721	906-36.2	492	N/A	N/A	N/A	N/A
Opponent	1797-71.5	690-1636	.421	----	----	417-626	.666	956-38.2	519	N/A	N/A	N/A	N/A
1966-67	1956-81.5	726-1577	.460	----	----	504-683	.737	901-37.5	451	N/A	N/A	N/A	N/A
Opponent	1846-76.9	736-1611	.457	----	----	374-555	.674	876-36.5	513	N/A	N/A	N/A	N/A
1965-66	1980-82.5	762-1689	.451	----	----	456-644	.708	1044-43.5	505	N/A	N/A	N/A	N/A
Opponent	1790-74.6	672-1478	.455	----	----	446-644	.692	920-38.3	514	N/A	N/A	N/A	N/A
1964-65	2010-83.7	757-1675	.452	----	----	496-721	.688	911-38.0	528	N/A	N/A	N/A	N/A
Opponent	1797-74.8	685-1486	.467	----	----	427-661	.646	799-33.3	522	N/A	N/A	N/A	N/A
1963-64	1698-73.7	633-1677	.377	----	----	432-643	.672	922-40.1	521	N/A	N/A	N/A	N/A
Opponent	1858-80.7	704-1672	.421	----	----	450-669	.673	1025-44.6	528	N/A	N/A	N/A	N/A
1962-63	1577-65.7	591-1563	.378	----	----	395-599	.658	832-34.7	452	N/A	N/A	N/A	N/A
Opponent	1688-70.3	655-1514	.432	----	----	378-580	.651	1035-43.1	478	N/A	N/A	N/A	N/A
1961-62	1687-70.3	636-1553	.409	----	----	415-639	.649	919-38.3	476	N/A	N/A	N/A	N/A
Opponent	1619-67.4	591-1483	.389	----	----	437-629	.694	910-37.9	481	N/A	N/A	N/A	N/A
1960-61	1701-70.9	652-1523	.428	----	----	397-620	.640	978-40.8	413	N/A	N/A	N/A	N/A
Opponent	1552-64.6	593-1557	.380	----	----	366-533	.686	865-36.0	456	N/A	N/A	N/A	N/A
1959-60	1753-73.0	681-1644	.414	----	----	391-582	.671	957-39.9	454	N/A	N/A	N/A	N/A
Opponent	1704-71.0	554-1560	.355	----	----	396-559	.704	744-31.0	482	N/A	N/A	N/A	N/A

# YEAR-BY-YEAR STATISTICS

Year	Pts.-Avg.	FG-A	PCT	3-PT. FG	PCT	FT-A	PCT	REB-AVG	PF	AS	TO	BS	ST
1958-59	1521-76.1	573-1510	.379	----	----	375-548	.684	941-47.1	354	N/A	N/A	N/A	N/A
Opponent	1529-76.5	598-1547	.386	----	----	343-495	.692	902-45.1	405	N/A	N/A	N/A	N/A
1957-58	1622-73.7	623-1619	.385	----	----	376-568	.662	885-40.2	350	N/A	N/A	N/A	N/A
Opponent	1608-73.1	629-1637	.384	----	----	350-531	.659	880-40.0	427	N/A	N/A	N/A	N/A
1956-57	1532-69.6	592-1622	.365	----	----	348-605	.575	787-35.8	409	N/A	N/A	N/A	N/A
Opponent	1578-71.7	587-1541	.381	----	----	404-606	.666	817-37.1	425	N/A	N/A	N/A	N/A
1955-56	2020-77.7	731-1903	.384	----	----	558-824	.684	1196-54.4	478	N/A	N/A	N/A	N/A
Opponent	1818-69.9	679-1852	.367	----	----	460-763	.603	1151-52.3	491	N/A	N/A	N/A	N/A
1954-55	1776-80.7	648-1662	.389	----	----	480-742	.646	N/A	460	N/A	N/A	N/A	N/A
Opponent	1579-70.8	537-1593	.336	----	----	505-786	.642	N/A	454	N/A	N/A	N/A	N/A
1953-54	1559-70.8	538-1435	.375	----	----	483-768	.629	N/A	490	N/A	N/A	N/A	N/A
Opponent	1415-64.3	478-1411	.338	----	----	459-723	.635	N/A	502	N/A	N/A	N/A	N/A
1952-53	1535-69.8	523-1602	.325	----	----	513-813	.631	N/A	433	N/A	N/A	N/A	N/A
Opponent	1503-68.3	548-1654	.331	----	----	407-658	.633	N/A	530	N/A	N/A	N/A	N/A
1951-52	1535-69.8	566-1663	.340	----	----	403-609	.662	N/A	439	N/A	N/A	N/A	N/A
Opponent	1358-61.7	532-1672	.318	----	----	294-503	.584	N/A	567	N/A	N/A	N/A	N/A
1950-51	1430-65.0	536-1728	.310	----	----	242-358	.597	1134-51.6	459	N/A	N/A	N/A	N/A
Opponent	1310-59.6	503-1598	.315	----	----	206-304	.596	782-35.6	525	N/A	N/A	N/A	N/A
1949-50	1410-64.1	534-1736	.308	----	----	231-342	.597	N/A	406	N/A	N/A	N/A	N/A
Opponent	1290-58.6	490-1619	.303	----	----	195-310	.614	N/A	447	N/A	N/A	N/A	N/A
1948-49	1102-55.1	404-1638	.246	----	----	202-292	.612	N/A	430	N/A	N/A	N/A	N/A
Opponent	1098-54.9	403-1504	.268	----	----	186-294	.581	N/A	422	N/A	N/A	N/A	N/A
1947-48	1082-57.0	407-1470	.277	----	----	180-268	.671	N/A	378	N/A	N/A	N/A	N/A
Opponent	902-47.4	330-1359	.243	----	----	178-242	.735	N/A	400	N/A	N/A	N/A	N/A
1946-47	1080-56.8	410- N/A	N/A	----	----	178-260	.684	N/A	N/A	N/A	N/A	N/A	N/A
Opponent	903-47.5	N/A- N/A	N/A	----	----	N/A	N/A	N/A	N/A	N/A	N/A	N/A	N/A
1945-46	1034-57.4	390- N/A	N/A	----	----	200-254	.787	N/A	334	N/A	N/A	N/A	N/A
Opponent	749-41.6	270- N/A	N/A	----	----	171-209	.818	N/A	367	N/A	N/A	N/A	N/A
1944-45	1030-57.2	408- N/A	N/A	----	----	150-214	.700	N/A	251	N/A	N/A	N/A	N/A
Opponent	706-39.2	274- N/A	N/A	----	----	136-159	.855	N/A	309	N/A	N/A	N/A	N/A
1943-44	951-52.8	392- N/A	N/A	----	----	132-167	.790	N/A	219	N/A	N/A	N/A	N/A
Opponent	695-38.6	285- N/A	N/A	----	----	114-125	.912	N/A	224	N/A	N/A	N/A	N/A
1942-43	807-47.4	305- N/A	N/A	----	----	97-197	.492	N/A	231	N/A	N/A	N/A	N/A
Opponent	802-47.1	330- N/A	N/A	----	----	123-142	.866	N/A	230	N/A	N/A	N/A	N/A
1941-42	942-47.1	367- N/A	N/A	----	----	100-208	.480	N/A	261	N/A	N/A	N/A	N/A
Opponent	862-43.1	342- N/A	N/A	----	----	132-178	.741	N/A	254	N/A	N/A	N/A	N/A
1940-41	886-44.3	344- N/A	N/A	----	----	149-198	.752	N/A	285	N/A	N/A	N/A	N/A
Opponent	786-39.3	296- N/A	N/A	----	----	131-194	.675	N/A	285	N/A	N/A	N/A	N/A
1939-40	753-35.9	294- N/A	N/A	----	----	145-165	.879	N/A	278	N/A	N/A	N/A	N/A
Opponent	789-37.8	302- N/A	N/A	----	----	127-185	.686	N/A	292	N/A	N/A	N/A	N/A
1938-39	674-35.5	247- N/A	N/A	----	----	101-180	.561	N/A	232	N/A	N/A	N/A	N/A
Opponent	694-36.5	272- N/A	N/A	----	----	122-140	.871	N/A	236	N/A	N/A	N/A	N/A
1937-38	743-35.4	286- N/A	N/A	----	----	122-171	.713	N/A	280	N/A	N/A	N/A	N/A
Opponent	732-34.9	275- N/A	N/A	----	----	143-182	.786	N/A	243	N/A	N/A	N/A	N/A
1936-37	689-34.5	254- N/A	N/A	----	----	121-181	.669	N/A	252	N/A	N/A	N/A	N/A
Opponent	677-33.9	252- N/A	N/A	----	----	144-173	.832	N/A	227	N/A	N/A	N/A	N/A
1935-36	590-31.0	218- N/A	N/A	----	----	124-154	.805	N/A	240	N/A	N/A	N/A	N/A
Opponent	600-31.5	222- N/A	N/A	----	----	128-156	.821	N/A	225	N/A	N/A	N/A	N/A
1934-35	638-33.6	242- N/A	N/A	----	----	122-154	.792	N/A	202	N/A	N/A	N/A	N/A
Opponent	623-32.8	251- N/A	N/A	----	----	112-121	.926	N/A	234	N/A	N/A	N/A	N/A
1933-34	681-35.8	262- N/A	N/A	----	----	93-157	.592	N/A	205	N/A	N/A	N/A	N/A
Opponent	539-28.3	200- N/A	N/A	----	----	55-139	.396	N/A	199	N/A	N/A	N/A	N/A

Season Team totals not available prior to 1934; Three-Point Field Goals were established in 1982-83, then discontinued until 1986-87  
N/A = Not Available

**1954-55 (19-7 OVERALL, 11-3 BIG TEN)**

This years team won the Big Ten Championship and was Iowa's first NCAA Tournament squad that won an outright conference title (11-3) before finishing fourth in the national tournament. Coach Bucky O'Connor's team became the first in Iowa history to average more than 80 points per game. Bill Logan led the Hawkeyes in scoring (15.9) and rebounding (11.0).

Henry Berry	Jr.	Chicago, Ill.
Carl Cain	Jr.	Freeport, Ill.
Tom Choules	Jr.	Idaho Falls, Idaho
Carter Crookham	So.	Oskaloosa, Iowa
McKinley Davis	Sr.	Freeport, Ill.
Douglas Duncan	Sr.	Salt Lake City, Utah
Robert George	Jr.	Deerfield, Ill.
Lester Hawthorne	Jr.	Saybrook, Ill.
Roy Johnson	Jr.	Homewood, Ill.
John Liston	So.	Knoxville, Ill.
William Logan	Jr.	Keokuk, Iowa
Augie Martel	So.	Moline, Ill.
Jerry Reichow	Jr.	Decorah, Iowa
Jerry Ridley	Sr.	Riverside, Ill.
Richard Ritter	Jr.	Grinnell, Iowa
Milton Scheuerman	Jr.	Rock Island, Ill.
William Schoof	Jr.	Homewood, Ill.
William Seaberg	Jr.	Moline, Ill.
Frank Sebolt	So.	Davenport, Iowa

**Head Coach:** Frank 'Bucky' O'Connor

**1955-56 (20-6 OVERALL, 13-1 BIG TEN)**

The "Fabulous Five" -- Carl Cain, Bill Logan, Sharm Scheuerman, Bill Schoof and Bill Seaberg -- were NCAA runners-up, dropping an 83-71 decision to No. 1-ranked San Francisco. Iowa lost its Big Ten opener before winning 13 consecutive games to take a second straight conference title. Cain was a first team All-American and Logan led the team in scoring and rebounding.

Carl Cain	Sr.	Freeport, Ill.
Carter Crookham	Jr.	Oskaloosa, Iowa
Bob George	Sr.	Deerfield, Ill.
Les Hawthorne	Sr.	Saybrook, Ill.
Bill Logan	Sr.	Keokuk, Iowa
Augie Martel	Jr.	Moline, Ill.
Jim McConnell	So.	Des Moines, Iowa
Norman Paul	So.	Clarence, Iowa
Tom Payne	So.	Quincy, Ill.
Gene Pitts	So.	Chicago, Ill.
Milton Scheuerman	Sr.	Rock Island, Ill.
Bill Schoof	Sr.	Homewood, Ill.
Greg Schroeder	So.	Muscatine, Ill.
Bill Seaberg	Sr.	Moline, Ill.
Frank Sebolt	Jr.	Davenport, Iowa

**Head Coach:** Frank 'Bucky' O'Connor

**1979-80 (23-10 OVERALL, 10-8 BIG TEN)**

This Iowa squad did not win the Big Ten title, but the 1979-80 Hawkeyes recovered from a rash of mid-season injuries to become the third Iowa team to reach the NCAA Final Four. All-American Ronnie Lester averaged 14.7 points per game, despite missing 16 games with a knee injury.

Mike Arens	Sr.	Chicago, Ill. (Highland Park)
Kenny Arnold	So.	Chicago, Ill. (Calumet)
Greg Boyle	Jr.	Mundelein, Ill. (Mundelein)
Kevin Boyle	So.	Chicago, Ill. (St. Laurence)
Vince Brookins	Jr.	Cleveland, Ohio (Collinwood)
Jon Darsee	So.	West Des Moines, Iowa (Valley)
Mark Gannon	Fr.	Iowa City, Iowa (Regina)
Bob Hansen	Fr.	Des Moines, Iowa (Dowling)
Mike Heller	Fr.	St. Paul, Minn. (St. Thomas)
Mike Henry	Jr.	Elgin, Ill. (Larkin)
Steve Krafscin	Jr.	Chicago, Ill. (St. Laurence)
Ronnie Lester	Sr.	Chicago, Ill. (Dunbar)
Randy Norton	So.	Iowa City, Iowa (Regina)
Steve Waite	Jr.	Iowa City, Iowa (West)

**Head Coach:** Lute Olson

**Assistant Coach:** Jim Rosborough

**Assistant Coach:** Tony McAndrews

**Assistant Coach:** Ken Burmeister



**1922-23 (13-2 OVERALL, 11-1 BIG TEN)**

The 1922-23 team won the school's first-ever Big Ten title, with 11 victories in 12 league contests. A 23-21 loss at Indiana in the regular-season finale allowed Wisconsin (whom the Hawkeyes did not play) to tie for the title. Hector Janse became the first Hawkeye sophomore to make the All-Western Conference team.

Paul Barton  
Robert Burgitt  
Clarence Duhm  
Wayland Hicks  
Jack Funk  
Hector Janse  
James Laude  
Richard McGovney  
Ed Voltmer  
Bill Swenson

**Head Coach:** Sam Barry

**1925-26 (12-5 OVERALL, 8-4 BIG TEN)**

Coach Sam Barry took a Hawkeye squad that was picked for last in the Big Ten and guided it to a four-way share of the league title. After a 2-4 start, the Big Ten's top defensive team (21.4 point average) won a then-conference record six straight games. Captain Charles McConnell was an all-league selection.

Amstrong  
Gamble  
Pops Harrison  
Ralph Hogan  
Keel  
Fred Lawson  
Charles McConnell  
Harold Miller  
Gordon Phillips  
Smith  
Swenson  
George VanDeusen

**Head Coach:** Sam Barry

**1944-45 (17-1 OVERALL, 11-1 BIG TEN)**

Iowa's 1944-45 squad, under the direction of Coach Pops Harrison, won the school's first outright conference basketball championship. Brothers Herb and Clayton Wilkinson were first team all-conference selections. Herb Wilkinson and Dick Ives (the top scorer at 12.1 per game) combined to make five All-America teams.

Robert Beckham	Fr.	Sperry, Iowa
LaVerne Bruns	Fr.	Denver, Iowa
Leo Cabalka	So.	Cedar Rapids, Iowa
Robert Cole	Jr.	Galesburg, Ill.
Richard Culberson	Jr.	Iowa City, Iowa
James Graham	Fr.	Springville, Iowa
Richard Ives	So.	Diagonal, Iowa
Edwin Marsh	Fr.	Cedar Falls, Iowa
Robert Marshall	Jr.	Atlantic, Iowa
Allen McCord	So.	Davenport, Iowa
Russell McLoughlin	Fr.	Audobon, Iowa
Robert Miller	Fr.	Mason City, Iowa
Bud Paulsen	Fr.	Bennett, Iowa
Ned Postels	Jr.	Mankato, Minn.
Sherwin Sankey	Fr.	Ute, Iowa
Donald Schnepf	Jr.	Alvord, Iowa
Clinton Schryver	Fr.	Laurens, Iowa
Robert Schulze	Fr.	Davenport, Iowa
Dean Selken	Fr.	Vinton, Iowa
Jack Spencer	So.	Davenport, Iowa
Stanley Straatsma	Fr.	Sioux Center, Iowa
Robert Swisher	Fr.	Leon, Iowa

**Head Coach:** Lawrence 'Pops' Harrison

**1954-55 (19-7 OVERALL, 11-3 BIG TEN)**

This year's team won the Big Ten Championship and was Iowa's first NCAA Tournament squad that won an outright conference title (11-3) before finishing fourth in the national tournament. Coach Bucky O'Connor's team became the first in Iowa history to average more than 80 points per game. Bill Logan led the Hawkeyes in scoring (15.9) and rebounding (11.0).

Henry Berry	Jr.	Chicago, Ill.
Carl Cain	Jr.	Freeport, Ill.
Tom Choules	Jr.	Idaho Falls, Idaho
Carter Crookham	So.	Oskaloosa, Iowa
McKinley Davis	Sr.	Freeport, Ill.
Douglas Duncan	Sr.	Salt Lake City, Utah
Robert George	Jr.	Deerfield, Ill.
Lester Hawthorne	Jr.	Saybrook, Ill.
Roy Johnson	Jr.	Homewood, Ill.
John Liston	So.	Knoxville, Ill.
William Logan	Jr.	Keokuk, Iowa
Augie Martel	So.	Moline, Ill.
Jerry Reichow	Jr.	Decorah, Iowa
Jerry Ridley	Sr.	Riverside, Ill.
Richard Ritter	Jr.	Grinnell, Iowa
Milton Scheuerman	Jr.	Rock Island, Ill.
William Schoof	Jr.	Homewood, Ill.
William Seaberg	Jr.	Moline, Ill.
Frank Sebolt	So.	Davenport, Iowa

**Head Coach:** Frank 'Bucky' O'Connor

**1955-56 (20-6 OVERALL, 13-1 BIG TEN)**

The "Fabulous Five" -- Carl Cain, Bill Logan, Sharm Scheuerman, Bill Schoof and Bill Seaberg -- were NCAA runners-up, dropping an 83-71 decision to No. 1-ranked San Francisco. Iowa lost its Big Ten opener before winning 13 consecutive games to take a second straight conference title. Cain was a first team All-American and Logan led the team in scoring and rebounding.

Carl Cain	Sr.	Freeport, Ill.
Carter Crookham	Jr.	Oskaloosa, Iowa
Bob George	Sr.	Deerfield, Ill.
Les Hawthorne	Sr.	Saybrook, Ill.
Bill Logan	Sr.	Keokuk, Iowa
Augie Martel	Jr.	Moline, Ill.
Jim McConnell	So.	Des Moines, Iowa
Norman Paul	So.	Clarence, Iowa
Tom Payne	So.	Quincy, Ill.
Gene Pitts	So.	Chicago, Ill.
Milton Scheuerman	Sr.	Rock Island, Ill.
Bill Schoof	Sr.	Homewood, Ill.
Greg Schroeder	So.	Muscatine, Ill.
Bill Seaberg	Sr.	Moline, Ill.
Frank Sebolt	Jr.	Davenport, Iowa

**Head Coach:** Frank 'Bucky' O'Connor

**1967-68 (16-9 OVERALL, 10-4 BIG TEN)**


The 1967-68 team shared the Big Ten title with Ohio State after winning six of its first eight league battles. Coach Ralph Miller's team led the Big Ten race before dropping its final conference game to Michigan (72-71). All-American Sam Williams (25.3 points and 10.3 rebounds per game) was named Big Ten Most Valuable Player.

Dick Agnew	Jr.	San Bernardino, Calif.
Frank Nelson	So.	Sioux City East, Iowa
Huston Breedlove	Sr.	Akron, Ohio
Chad Calabria	So.	Aliquippa, Pa.
Jim Hodge	So.	Danvers, Ill.
Dick Jensen	So.	Madrid, Iowa
Ron Norman	Sr.	Freeport, Ill.
Rolly McGrath	Sr.	Topeka, Kan.
Chris Philips	So.	Sac City, Iowa
Tom Schulze	So.	Des Moines, Iowa
Glenn Vidnovic	So.	McKeesport, Pa.
Dave White	Jr.	Arlington Heights, Ill.
Sam Williams	Sr.	Detroit, Mich.

**Head Coach:** Ralph Miller

**Assistant Coach:** Dick Schultz

**Assistant Coach:** Lanny Van Eman



Iowa's 1969-70 team ran its way to a perfect 14-0 league mark and set many scoring records. The 1969-70 Hawkeyes, who won 17 of their last 18 games, are still the highest scoring team in Big Ten history (102.9 points per game).

**1969-70 (20-5 OVERALL, 14-0 BIG TEN)**

The Iowa "Six Pack" ran its way to a perfect 14-0 league mark and set many scoring records. The 1969-70 Hawkeyes, who won 17 of their last 18 games, are still the highest scoring team in Big Ten history (102.9 points per game). Iowa scored eclipsed the century mark 12 times. Four players averaged over 17 points, led by John Johnson (27.6).

Fred Brown	Jr.	Milwaukee, Wis.
Chad Calabria	Sr.	Aliquippa, Pa.
George Conway	Jr.	Miami, Fla.
Ken Grabinski	So.	Clear Lake, Iowa
Omar Hazley	Jr.	Kansas City, Mo.
Jim Hodge	Sr.	Danvers, Ill.
Tom Hover	So.	Aurora, Ill.
Dick Jensen	Sr.	Madrid, Iowa
John Johnson	Sr.	Milwaukee, Wis.
Gary Lusk	So.	Madison, Ill.
Ben McGilmer	Sr.	Detroit, Mich.
Tom Miller	Jr.	Lawrence, Kan.
Joe Miranda	Jr.	Miami, Fla.
Lynn Rowat	So.	Des Moines, Iowa
Tom Schulze	Sr.	Des Moines, Iowa
Glenn Vidnovic	Sr.	McKeensport, Pa.

**Head Coach:** Ralph Miller

**Assistant Coach:** Dick Schultz

**Assistant Coach:** Lanny Van Eman

**1978-79 (20-8 OVERALL, 13-5 BIG TEN)**

Lute Olson's lone Big Ten championship squad tied for the title with Purdue and NCAA champion Michigan State. Ronnie Lester, the leading scorer (18.7 points per game), was All-Big Ten and All-American. The 20 wins tied an Iowa season record and the 13 league victories still rank second in Hawkeye history.

Kenny Arnold	Fr.	Chicago, Ill. (Calumet)
Greg Boyle	So.	Mundelein, Ill. (Mundelein)
Kevin Boyle	Fr.	Chicago, Ill. (St. Laurence)
Vincent Brookins	So.	Cleveland, Ohio (Collinwood)
Clay Hargrave	Sr.	Iowa City, Iowa (City)
Mike Henry	So.	Elgin, Ill. (Larkin)
Steve Kraficisin	So.	Chicago, Ill. (St. Laurence)
Ronnie Lester	Jr.	Chicago, Ill. (Dunbar)
William Mayfield	Sr.	Detroit, Mich. (Cass Tech)
Tom Norman	Sr.	Freeport, Ill. (Freeport)
Randy Norton	Fr.	Iowa City, Iowa (Regina)
Dick Peth	Sr.	Tomah, Wis. (Tomah)
Kirk Speraw	Sr.	Sioux City, Iowa (North)
Steve Waite	So.	Iowa City, Iowa (West)

**Head Coach:** Lute Olson

**Assistant Coach:** Jim Rosborough

**Assistant Coach:** Tony McAndrews

**Assistant Coach:** Johnnie Butler

**2000-01 (23-12 OVERALL, 7-9 BIG TEN)**

Steve Alford's second Iowa team won four games in four days to claim the 2001 Big Ten Tournament championship at the United Center in Chicago. Reggie Evans was named Most Outstanding Player after averaging 16 points and 12.8 rebounds. Freshman Brody Boyd led Iowa with 22 points in the 63-61 championship game win over Indiana. Evans earned honorable mention All-American honors after leading the nation in rebounding, free throws, free throw attempts, scoring, rebounding and double-doubles.

Brody Boyd	Fr.	Dugger, Ind. (Union)
Reggie Evans	Jr.	Pensacola, Fla. (Coffeyville, Kan., CC)
Joe Fermino	Sr.	Hyde Park, Mass. (Barton County CC)
Duez Henderson	Jr.	Detroit, Mich. (River Lounge)
Ryan Hogan	Jr.	Deerfield, Ill. (Deerfield (Kentucky))
Dean Oliver	Sr.	Mason City, Iowa (Mason City)
Luke Recker	Jr.	Auburn, Ind. (DeKalb (Arizona))
Jared Reiner	Fr.	Tripp, S.D. (Tripp-Delmont)
Cortney Scott	Fr.	Jackson, Mich. (Lansing Waverly)
Jason Smith	Sr.	Bettendorf, Iowa (Bettendorf)
Sean Sonderleiter	Fr.	Des Moines, Iowa (Christian)
Rod Thompson	Jr.	Galesburg, Ill. (Galesburg)
Glen Worley	Fr.	Iowa City, Iowa (West)

**Head Coach:** Steve Alford

**Assistant Coach:** Rich Walker

**Assistant Coach:** Sam Alford

**Assistant Coach:** Greg Lansing

**2005-06 (25-9, 11-5 BIG TEN)**

Iowa's senior dominated team posted a 17-0 record in Carver-Hawkeye Arena and won the 2006 Big Ten Conference Tournament in Indianapolis. The 25 wins marked the second-highest number in school history as the Hawkeyes posted a sixth consecutive winning season under Coach Steve Alford. The Hawkeyes tied for second during the regular season, one game behind Ohio State, before defeating the Buckeyes in the title game of the post-season tournament. Senior guard Jeff Horner was named MVP of the Big Ten Tournament, while senior forward Greg Brunner was named to the all-tournament team.

J.R. Angle	So.	Franklin, Ind. (Indian Creek)
Dan Bohall	Fr.	Sioux City, Iowa (East)
Greg Brunner	Sr.	Charles City, Iowa (Charles City)
Tony Freeman	Fr.	Maywood, Ill. (St. Joseph's)
Seth Gorney	So.	Vandalia, Ohio (Butler)
Adam Haluska	Jr.	Carroll, Iowa (Carroll)
Erek Hansen	Sr.	Bedford, Texas (Kirkwood, Iowa, CC)
Mike Henderson	Jr.	Waterloo, Iowa (East)
Jeff Horner	Sr.	Mason City, Iowa (Mason City)
Ryan Kennedy	Jr.	Des Moines, Iowa (Roosevelt)
Kurt Looby	Jr.	St. John's, Antigua (Tyler, Texas, CC)
Carlton Reed	So.	Waterloo, Iowa (East)
Doug Thomas	Sr.	Pasadena, Calif. (Southeastern, Iowa, CC)
Alex Thompson	So.	Ames, Iowa (Ames)
Brett Wessels	Fr.	Bettendorf, Iowa (Bettendorf)
Justin Wieck	Sr.	North Liberty, Iowa (Kirkwood, Iowa, CC)

**Head Coach:** Steve Alford

**Assistant Coach:** Greg Lansing

**Associate Head Coach:** Craig Neal

**Assistant Coach:** Brian Jones





On Sept. 11, 2015, former Iowa men's basketball coach George Raveling was one of 11 notable men and women inducted into the Naismith Hall of Fame in Springfield, Massachusetts.

Raveling is the current Director of International Basketball for Nike and a former men's college basketball coach. While at Iowa (1983-86), Raveling guided the Hawkeyes to back-to-back 20-win seasons and a pair of NCAA Tournament appearances.

Raveling is not only known for making history by breaking down racial barriers as a coach, but also was a part of history when in 1963 he received the original copy of the Martin Luther King Jr., "I Have a Dream" speech.

"It's been a magical ride, and to have this bestowed upon me at 78 years old is an incredible experience. It's humbling and it's certainly appreciated," said Raveling.

*Photo Credit: Bob Blanchard, Naismith Memorial Basketball Hall of Fame and Richard Orr.*





The year 2012 was a memorable one for former Hawkeye Don Nelson. First, the Rock Island, Illinois, native returned to Iowa City in mid-May after 50 years to receive his University of Iowa diploma. Four months later, Nelson was honored with the highest basketball honor that can be bestowed upon an individual... enshrinement into the Naismith Basketball Hall of Fame.

Nelson is the all-time winningest coach in NBA history with over 1,300 victories and is one of only two coaches to be named NBA Coach of the Year three times (1983, 1985, 1992). He spent over 40 years of his life as a player, coach and general manager. He led teams to 18 playoff appearances where he amassed 75 playoff wins and is one of only two NBA coaches to win 250 games with three different teams. He also coached Dream Team II to a gold medal in the 1994 World Championships. Nelson, who was named in 1996 as one of the NBA's 10 Best Coaches of all time, is the only coach with 1,000+ wins and multiple NBA championships as a player, where he won five titles with the Boston Celtics (1966, 1968, 1969, 1974 and 1976).

As a Hawkeye, Nelson led the Hawkeyes to 45 victories between 1959-62. He left Iowa after the 1962 season with 1,522 points, averaging 21.2 points per game in 72 career games, which currently ranks fourth best for scoring average in the Iowa record books.



## CONSENSUS ALL-AMERICANS

### FIRST TEAM

Murray Wier, 1948  
 Chuck Darling, 1952

### SECOND TEAM

Dick Ives, 1945  
 Herb Wilkinson, 1945

## ALL-AMERICANS

1934	Ben Selzer	CT (2nd), LD (2nd)
1944	Dave Danner	TSN (2nd)
	Dick Ives	CT (3rd), Pic (3rd)
1945	Dick Ives	Arg (1st), CT (2nd)
	Herb Wilkinson	Helms (1st), TSN (2nd), Arg (3rd)
1946	Herb Wilkinson	Helms (2nd), TSN (2nd)
	Dick Ives	True (3rd)
1947	Herb Wilkinson	Helms (2nd)
1948	Murray Wier	AP (1st), Helms (1st), SW (1st), RB (1st), True (2nd), CT (3rd)
1952	Chuck Darling	AP (1st), Col (1st), Helms (1st), INS (1st), Look (1st), UP (1st), Ath (2nd), CT (2nd)
	Bob Clifton	Look (3rd)
1955	Bill Seaberg	Helms (3rd)
1956	Carl Cain	CT (1st)
	Bill Logan	CT (2nd), Helms (2nd)
1961	Don Nelson	CT (2nd)
1962	Don Nelson	CT (2nd), AP (3rd), Helms (3rd), UP (3rd)
1967	Sam Williams	Helms (2nd)
1968	Sam Williams	Helms (1st), CT (2nd), AP (3rd)
1970	John Johnson	BN (1st), Helms (1st), Con (2nd), AP (3rd), UPI (3rd)
1971	Fred Brown	BN (1st), BW (1st), Helms (1st), Con (2nd), TSN (2nd), AP (3rd)
1973	Kevin Kunnert	Helms (1st)
1979	Ronnie Lester	CF (1st), AP (2nd), NABC (3rd), UPI (3rd)
1980	Ronnie Lester	CF (1st), TSN (2nd)
1997	Andre Woolridge	BT (1st), AP (3rd)
2006	Jeff Horner	AP (HM)
2007	Adam Haluska	AP (HM)

### Key to Abbreviations

**AP** -- Associated Press; **Arg** -- Argosy; **Ath** -- Athletic Publications; **BN** -- Basketball News; **BT** -- Basketball Times; **BW** -- Basketball Weekly; **CF** -- Citizens Foundation; **Col** -- Colliers; **Con** -- Converse; **CT** -- Converse-Taylor; **Helms** -- Helms Foundation; **INS** -- International News Service; **LD** -- Literary Digest; **Look** -- Look Magazine; **NABC** -- National Association of Basketball Coaches; **Pic** -- Pic Magazine; **RB** -- Radio Broadcasters; **SW** -- Sports Week; **True** -- True Magazine; **TSN** -- The Sporting News; **UP** -- United Press; **UPI** -- United Press International. Team is listed in parentheses (1st, 2nd or 3rd).

## ACADEMIC ALL-AMERICAN OF THE YEAR

2007 Adam Haluska

## ACADEMIC ALL-AMERICA

1996 Jess Settles, second team  
 2001 Luke Recker, third team  
 2002 Luke Recker, third team  
 2005 Adam Haluska, All-District  
 2006 Greg Brunner, third team  
 Adam Haluska, third team  
 2007 Adam Haluska, first team  
 2015 Mike Gesell, third team

## ACADEMIC ALL-BIG TEN

1968	Rolly McGrath	2002	Luke Recker
1969	Chad Calabria		Jared Reiner
1971	Ken Grabinski	2003	Jared Reiner
	Gary Lusk	2004	Greg Brunner
1972	Neil Fegebank		Jared Reiner
1976	Scott Thompson		Kurt Spurgeon
	Cal Wulfsberg	2005	Greg Brunner
1977	Cal Wulfsberg		Adam Haluska
1979	Steve Waite	2006	Greg Brunner
1980	Steve Waite		Adam Haluska
1981	Steve Waite		Jeff Horner
1990	Brig Tubbs		Justin Wieck
1991	Brig Tubbs	2007	Adam Haluska
1992	Jim O'Connor		Brett Wessels
1994	Nate Koch	2009	Jeff Peterson
1995	Nate Koch	2010	Devan Bawinkel
	Jess Settles		Matt Gatens
1996	Jess Settles	2011	Eric May
1997	Jason Bauer		T.J. Sayre
1998	Jason Bauer	2012	Matt Gatens
	Ryan Luehrmann		Eric May
	Scott Rabenold		Branden Stubbs
	Jess Settles	2013	Eric May
1999	Jason Bauer		Christopher Rickert
	Josiah Bilskemper	2014	Mike Gesell
	Jess Settles		Jarrold Uthoff
	B.J. Terrones		Adam Woodbury
	Jason Smith	2015	Mike Gesell
	Bryce Peterson		Jarrold Uthoff
2000	Kyle Galloway		Adam Woodbury
	Jason Smith		
2001	Kyle Galloway		
	Luke Recker		
	Jason Smith		



FIRST TEAM	SECOND TEAM	THIRD TEAM
1939 Ben Stephens	1950 Frank Calsbeek	1963 Dave Roach
1942 Milt Kuhl	1951 Frank Calsbeek	1964 Jimmy Rodgers
1944 Dave Danner	Chuck Darling	1965 George Peeples
1945 Herb Wilkinson	1952 Bob Clifton	1966 Chris Pervall
Clayton Wilkinson	1953 McKinley Davis	1976 Dan Frost, c
1946 Herb Wilkinson	1954 Carl Cain	1976 Bruce King, c
1947 Herb Wilkinson	1955 Carl Cain	1980 Steve Krafscisin, c
1948 Murray Wier	Bill Logan	1981 Vince Brookins, c
1952 Charles Darling	Bill Seaberg	1982 Kevin Boyle, c
1955 Bill Logan	Milt Scheuerman	Kenny Arnold, c
1956 Bill Logan	1956 Bill Seaberg	1983 Bob Hansen, c
Carl Cain	1958 Dave Gunther	1984 Steve Carfino, c
1959 Dave Gunther	1965 Chris Pervall	1986 Gerry Wright, c
1961 Don Nelson	1966 George Peeples	1987 Brad Lohaus, c
1962 Don Nelson	1968 Chad Calabria	1989 Roy Marble, c
1967 Sam Williams	1970 Fred Brown	1990 Les Jepsen, cm
1968 Sam Williams	Glenn Vidnovic	1991 Acie Earl, c
1970 John Johnson	1972 Rick Williams	1993 Val Barnes, cm
1971 Fred Brown	Kevin Kunnert	1994 James Winters, m
1978 Ronnie Lester	1973 Kevin Kunnert	Jess Settles, m
1979 Ronnie Lester	1974 Candy LaPrince	1995 Jess Settles, cm
1981 Kevin Boyle	1976 Scott Thompson, cm	Andre Woolridge, m
1985 Greg Stokes	1977 Bruce King, cm	1996 Russ Millard, cm
1989 Ed Horton	1978 Ron Lester, m	1997 Ryan Bowen, m
1992 Acie Earl	1980 Kevin Boyle, cm	1999 Dean Oliver, cm
1996 Jess Settles	1982 Michael Payne, cm	2000 Dean Oliver, c
Andre Woolridge	1983 Greg Stokes, cm	2001 Dean Oliver, cm
1997 Andre Woolridge	1984 Greg Stokes, cm	2002 Luke Recker, cm
2006 Greg Brunner	1987 Roy Marble, cm	2003 Chauncey Leslie, m
2007 Adam Haluska	1988 Roy Marble, c	2004 Jeff Horner, cm
2014 Devyn Marble, cm	1988 B.J. Armstrong, cm	Pierre Pierce, cm
2015 Aaron White, cm	1989 B.J. Armstrong, cm	2006 Adam Haluska, c
	1991 Acie Earl, m	Jeff Horner, cm
	1993 Acie Earl, cm	2007 Tyler Smith, cm
	1994 James Winters, c	2008 Tony Freeman, c
	1995 Chris Kingsbury, m	2012 Matt Gatens, c
	1998 Ryan Bowen, cm	2013 Aaron White, m
	2001 Reggie Evans, cm	Devyn Marble, c
	2002 Reggie Evans, cm	2014 Aaron White, cm
	2005 Greg Brunner, cm	2015 Jarrod Uthoff, c
	2012 Matt Gatens, m	

**KEY TO VOTING**

1948-1954	Second Team only chosen by conference coaches
1954-1956	Second Team only chosen by media
1957	Second and Third Team chosen by media
1958-1961	Second Team only chosen by media
1962-1966	Second and Third Team chosen by media
1967-1973	Second Team only chosen by media
1974	Second & Third Team (UPI only) chosen by media
1975-1976	UPI-Coaches Selected Second and Third Teams – c AP selected a Second Team only – m
1977-1979	UPI-Coaches selected a Second Team only – c AP selected a Second Team only – m
1980-1989	UPI-Coaches selected second and third teams – c AP selected a Second Team only – m
1990-present	Coaches selected second and third teams – c Media selected second and third teams – m

**BIG TEN DEFENSIVE PLAYER OF THE YEAR**

1992	Acie Earl
2006	Erek Hansen

**BIG TEN SIXTH MAN OF THE YEAR**

2006	Doug Thomas
2015	Gabriel Olaseni

**BIG TEN FRESHMAN OF THE YEAR**

1994	Jess Settles
------	--------------

**BIG TEN ALL-FRESHMAN TEAM**

2007	Tyler Smith
2009	Matt Gatens
2010	Eric May
2011	Melsahn Basabe
2012	Aaron White

**MOST OUTSTANDING PLAYER, BIG TEN TOURNAMENT**


2001	Reggie Evans
2006	Jeff Horner

**ALL-TOURNAMENT TEAM, BIG TEN TOURNAMENT**

2001	Reggie Evans (Most Outstanding Player)
2002	Luke Recker
	Reggie Evans
2006	Greg Brunner
	Jeff Horner (Most Outstanding Player)




*Gabriel Olaseni was voted Big Ten Sixth Man of the Year this past season.*



The Chris Street Award, named in honor of former Hawkeye Chris Street, is presented annually to “A Hawkeye player who best exemplifies the spirit, enthusiasm and intensity of Chris Street.” Street died in an auto accident Jan.19, 1993, midway through his junior year.

1993	Wade Lookingbill	2005	Adam Haluska
1994	Jess Settles	2006	Adam Haluska
1995	Jim Bartels	2007	Tony Freeman
1996	Jess Settles	2008	Cyrus Tate
1997	Ryan Bowen	2009	Jarryd Cole
	John Streif, Trainer	2010	Devan Bawinkel
1998	Darryl Moore	2011	Jarryd Cole
1999	Jason Bauer	2012	Matt Gatens
	Jess Settles	2013	Eric May
2000	Ryan Luehrsmann	2014	Roy Devyn Marble
	Jason Price	2015	Aaron White
2001	Dean Oliver		
2002	Duez Henderson		
2003	Jeff Horner		
2004	Brody Boyd		
	Greg Brunner		



Chris Street 1972-1993



## MOST VALUABLE PLAYERS

1946	Herb Wilkinson	1986	Andre Banks
1947	Murray Wier	1987	Kevin Gamble
1948	Murray Wier		Roy Marble
1949	Charlie Mason	1988	B.J. Armstrong
1950	Frank Calsbeek		Bill Jones
1951	Frank Calsbeek		Roy Marble
1952	Charles Darling	1989	B.J. Armstrong
1953	Herb Thompson		Ed Horton
1954	Carl Cain		Roy Marble
1955	Bill Seaberg	1990	Les Jepsen
1956	Carl Cain	1991	Acie Earl
1957	Dave Gunther		James Moses
1958	Dave Gunther	1992	Acie Earl
1959	Dave Gunther	1993	Acie Earl
1960	Don Nelson	1994	James Winters
1961	Don Nelson	1995	Jess Settles
1962	Don Nelson		Andre Woolridge
1963	Jerry Messick	1996	Russ Millard
1964	Jimmy Rodgers		Jess Settles
1965	Jimmy Rodgers		Andre Woolridge
1966	Dennis Pauling	1997	Andre Woolridge
1967	Gerry Jones	1998	Ryan Bowen
1968	Sam Williams	1999	Kent McCausland
1969	John Johnson		Dean Oliver
1970	John Johnson		Jess Settles
1971	Fred Brown	2000	Jake Jaacks
1972	Kevin Kunnert		Dean Oliver
	Rick Williams	2001	Reggie Evans
1973	Kevin Kunnert		Dean Oliver
1974	Candy LaPrince	2002	Reggie Evans
1975	Dan Frost		Luke Recker
1976	Scott Thompson	2003	Chauncey Leslie
1977	Bruce King	2004	Jeff Horner
1978	Ronnie Lester		Pierre Pierce
1979	Ronnie Lester	2005	Greg Brunner
1980	Ronnie Lester		Jeff Horner
1981	Vince Brookins	2006	Greg Brunner
1982	Kevin Boyle		Erek Hansen
1983	Bob Hansen		Jeff Horner
1984	Steve Carfino	2007	Adam Haluska
1985	Greg Stokes		
	Michael Payne		

\* - Iowa stopped designating an MVP following the 2007 season.

## EARNED CHICAGO TRIBUNE TROPHY AS BIG TEN MOST VALUABLE PLAYER

1948	Murray Wier
1952	Chuck Darling
1968	Sam Williams

## RETIRED NUMBERS &amp; JERSEY

## 10 B.J. ARMSTRONG (JERSEY)

B.J. Armstrong's jersey was retired in 1992. Graduated as Iowa's career assist leader (currently fourth), B.J. ranks fifth in career scoring and was a two-time Hawkeye MVP. A first round draft choice of the Chicago Bulls in 1989, B.J. played a vital role in Chicago's NBA titles in 1991 and 1992. Armstrong moved into Chicago's starting line-up in 1993 as the Bulls won their third straight NBA title. Armstrong concluded his NBA career with Chicago in 1999-00.

## 12 RONNIE LESTER

Ronnie is Iowa's seventh all-time leading scorer with 1,675 points. Lester started 3 1/2 seasons before a knee injury shortened his senior season. He was the Hawkeyes' MVP three times, an All-Big Ten selection twice and an All-American in 1979-1980. He played in the NBA for Chicago and Los Angeles. Ronnie won a World Championship with the Los Angeles Lakers in 1985 and served as vice-president of the Laker organization.

## 21 CARL CAIN

Carl was a 1956 first team All-American and All-Big Ten for the Hawkeyes' national runners-up. A 1956 Olympian, Cain was forced into a reserve role for the United States because of a back injury. Carl was a two-time Iowa MVP and finished his career with 1,054 points.

## 22 BILL SEABERG

Bill was a starting guard on the "Fabulous Five" team that ended up as the NCAA runner-up in 1956. He was third team All-America by Helms and the Hawkeyes' MVP in 1955, when he averaged 13 points.

## 31 BILL LOGAN

Bill, a member of the Hawkeyes' 1,000-point Club, topped the squad in scoring three times. A two-time All-Big Ten selection, Logan was second team All-America in 1956 according to Helms and Converse-Taylor. Bill helped Iowa to a second place Big Ten finish as a sophomore and consecutive Final Four appearances his last two seasons.

## 33 BILL SCHOOF

Bill played forward on the "Fabulous Five" team and scored 6.3 points per game. A three-year letterman, Schoof was a starter on Iowa's 1955 and 1956 Final Four teams. In those two seasons he helped the Hawkeyes to a record of 39-13.

## 40 CHRIS STREET

Chris Street's number was retired following his untimely death in 1993. Street died in an auto accident 15 games into his junior season. A fixture in Iowa's starting line-up since midway through his freshman season, Street was averaging 14.5 points and 9.5 rebounds per contest through 15 games and had recently earned MVP honors at the San Juan Shootout. Chris established an Iowa record by making 34 consecutive free throws.

## 41 GREG STOKES

Greg, a three-year starter in the pivot, is the school's third all-time career scorer (1,768 points). Greg owns the school record for field goal percentage in a game (1.000, 11 of 11). After an All-Big Ten senior season (19.9 scoring norm), Greg was selected in the 1985 NBA Draft by Philadelphia.

## 46 SHARM SCHEUERMAN

Sharm made his mark at Iowa as an athlete and coach. He started on the "Fabulous Five" basketball team and lettered three times in basketball and baseball. After graduation in 1956, Sharm returned to coach his alma mater in 1959. His 1961 squad finished 18-6.

## THE NBA DRAFT

The National Basketball Association (NBA) held its first draft of college-players in 1947. Here is a list of University of Iowa players drafted by NBA teams:

Year	Player, Team	Round	# Pick in Round	# Pick Overall
1947	Dick Ives, Pittsburgh			
	Herb Wilkinson, St. Louis			
1948	Murray Wier, Ft. Wayne			
1951	Frank Calsbeek, Ft. Wayne			
1952	Bob Clifton, Fort Wayne			
	Charles Darling, Rochester			
1956	Carl Cain, Rochester			
	Bill Logan, Boston			
1959	Dave Gunther, Philadelphia	8	3	56
1960	Americus John-Lewis, St. Louis	7	6	54
1962	Don Nelson, Chicago	3	1	17
1966	George Peoples, Baltimore	4	5	35
1967	Gerry Jones, Los Angeles	13	4	137
1968	Sam Williams, Milwaukee	3	13	35
1969	Ben McGilmer, Seattle	6	3	74
1970	John Johnson, Cleveland	1	7	7
	Glenn Vidnovic, Cleveland	4	9	60
	Ben McGilmer, Baltimore	12	10	193
	Chad Calabria, Phoenix	14	7	210
1971	Fred Brown, Seattle	1	6	6
1973	Kevin Kunnert, Chicago	1	12	12
	Rick Williams, Boston	14	5	193
1976	Scott Thompson, Detroit	4	4	55
	Dan Frost, Milwaukee	4	8	59
1977	Bruce King, Detroit	4	14	80
1980	Ronnie Lester, Portland	1	10	10
1981	Steve Krafscin, Atlanta	5	6	98
	Vince Brookins, Detroit	6	2	117
	Steve Waite, Boston	6	22	137
1982	Kenny Arnold, Dallas	5	4	96
	Kevin Boyle, Philadelphia	6	22	137
1983	Bob Hansen, Utah	3	7	54
	Mark Gannon, San Diego	8	4	166
1984	Steve Carfino, Boston	6	23	139
1985	Greg Stokes, Philadelphia	2	9	33
	Michael Payne, Houston	3	10	57
1986	Andre Banks, Houston	5	19	112
1987	Brad Lohaus, Boston	2	22	45
	Kevin Gamble, Portland	3	17	63
	Gerry Wright, Detroit	5	19	111
1988	Jeff Moe, Utah	2	17	42
1989	B.J. Armstrong, Chicago	1	18	18
	Roy Marble, Atlanta	1	23	23
	Ed Horton, Washington	2	12	39
1990	Les Jepsen, Golden State	2	1	28
1993	Acie Earl, Boston	1	19	19
1996	Russ Millard, Phoenix	2	10	39
1998	Ricky Davis, Charlotte	1	21	21
	Ryan Bowen, Denver	2	26	55
1999	J.R. Koch, New York	2	17	46
2007	Adam Haluska, New Orleans	2	13	43
2014	Roy Devyn Marble, Orlando	2	26	56
2015	Aaron White, Washington	2	19	49



## FIRST BASKETBALL GAME PLAYED IN IOWA CITY

Iowa City was the site of the first college basketball game played with five players on a side. The historic event took place in Close Hall on the University of Iowa campus on January 18, 1896.

In that first game, the University of Chicago defeated Iowa 15-12, with neither team using any substitutes.

The game was arranged by Iowa professor H.F. Kallenberg, who had earlier attended Springfield College, and wrote James Naismith for a copy of the rules of the game, and Amos Alonzo Stagg, a friend of Kallenberg who had become the athletic director at Chicago.

**-A-**

Agnew, Richard	1966,67,68
Anapol, Angelo	1939
Anderson, Craig	1981,82,83,84
Andrews, William	1951
Angelino, Glenn	1971,72,73
Angersola, Ken	1973
Angle, J.R.	2005,07,08,09
Archie, Devon	2010,11,12
Arens, Mike	1980
Armstrong, B.J.	1986,87,88,89
Arnold, Kenny	1979,80,81,82

**-B-**

Banazek, Kenneth	1964,65
Banks, Andre	1983,84,85,86
Bannick, Edwin	1915,16,17
Barko, John	1933,34,35,36
Barnes, Val	1991,92, 93
Bartels, Jim	1991,93,94,95
Barton, James	1905,06,07
Basabe, Melsahn	2011,12,13,14
Bastian, Edward	1964,65,66
Bastian, Howard	1933,34
Bastian, Kenneth	1939,40
Bauer, Jason	1997,98,99
Bawinkel, Devan	2009,10
Bennett, P.J.	1932
Bergman, Joe	1967
Berkenpas, Todd	1982,83,84,85
Berrien, Clifford	1917,18,19
Berry, Harry	1912,13
Beutjer, Jon	2001
Bilskemper, Josiah	1999
Blackmer, Ivan	1934,35
Bobby, Albert	1935,37
Bowen, Ryan	1995,96,97,98
Bohall, Dan	2008
Boyd, Brody	2001,02,03,04
Boyle, Bryan	1983,84
Boyle, Greg	1978,80,81,82
Boyle, Kevin	1979,80,81,82
Bratten, Elmer	1937
Breedlove, Huston	1966,67,68
Brigham, Leon	1918
Brock, Allen	1902,03,04
Brommer, Andrew	2009,10,11,12
Brookins, Vince	1978,79,80,81
Brown, B.A.	1907,08,09
Brown, Fred	1970,71
Brown, Homer	1918,19
Brownlee, Jack	2004,05
Brunner, Greg	2003,04,05,06
Buckles, Kenneth	1952,53
Buckner, Chester	1906,07,08
Bullard, Matt	1989,90
Burckheimer, I.A.	1907,08
Burgitt, Robert	1922,23

**-C-**

Cain, Carl	1954,55,56
Calabria, Chad	1968,69,70
Calsbeek, Franklin	1949,50,51
Carfino, Steve	1981,82,83,84

Carpenter, Robert	1959
Carter, John	1994,95
Cartwright, Bryce	2011,12
Casey, Bart	1985,86,87
Chapman, Tom Jr.	1965,66,67
Chapman, Tom Sr.	1942,43
Clemmons, Anthony	2013,14,15
Clifton, Robert	1950,51,52
Cochrane, Everett	1951,52
Colbert, Edward	1951
Cole, Jarryd	2008,09,10,11
Collins, James	1972,73,74
Conway, George	1969,71
Cotton, Kenneth	1918,19
Cougill, Brennan	2010
Cox, Cody	2011,12
Crawford, Josh	2007
Culbertson, Dick	1945

**-D-**

Danner, Dave	1944,46,47
Darling, Charles	1950,51,52
Darsee, Jon	1980,81,82
David, Virgil	1928,29
Davis, Jermain	2009
Davis, Keno	1995
Davis, McKinley	1952,53,54,55
Davis, Ricky	1998
Davis, Rodell	1990,91,92
DeHeer, Floyd	1936,37
Dennard, Jerry	1982,83
Denning, Kyle	2012,13,14,15
Denoma, Mike	1963,64,65
Devine, Aubrey	1920,21,22
Diehl, Robert	1951
Dille, Glenn	1949
Dittmer, Jack	1950
Dollmeyer, Greg	2003
Drake, Terry	1975,77,78
Dress, Jack	1936,37,38
DuBois, W.L.	1902
Duffe, Bernard	1942
Duhm, Clarence	1924
Dull, J. Michael	1960
Duncan, Douglas	1954,55
Dutton, Lawrence	1915,16,17

**-E-**

Earl, Acie	1990,91,92,93
Ely, Howard	1938
Epstein, S.	1931
Eshleman, Harold	1932,33
Evans, Dick	1940
Evans, Reggie	2001,02

**-F-**

Farrell, Thomas	1902,03
Farroh, Mike	1929
Fegebank, Neil	1972,73,74
Fermino, Joe	2000,01
Fields, L.R.	1914
Figg, James	1930
Filkins, D.C.	1932
Finlayson, Robert	1920

Finley, Roger	1948,49
Fort, Johnny	1984
Fountain, Bruce	1942
Freeman, Robert	1948
Freeman, Tony	2006,07,08
Fritzel, John	1995
Frohwein, George	1921,22
Frost, Dan	1975,76
Fullard, Ken	1984,85
Fuller, Aaron	2009,10
Funk, Jack	1923,24

**-G-**

Gaddis, Wally	1936,37
Galloway, Kyle	1998,00,01
Gamble, Kevin	1986,87
Gannon, Mark	1980,81,82,83
Gardner, Ray	1912,13
Garner, Brian	1989
Gatens, Matt	2009,10,11,12
Gatens, Mike	1974,75,76
Geneva, Fred	1929
Gentry, Nolden	1958,59,60
Gesell, Mike	2013,14,15
George, Robert	1954,55,56
Givant, Todd	1993
Glasper, Mon'ter	1993,94,95,96
Gomes, Marcelo	1999,00
Gorney, Seth	2005,06,07,08
Gottschalk, Gary	1966,67
Gould, Joe	1971
Grabinski, Ken	1970,71,72
Grafton, Jimmie	1944
Graham, Jim	1945
Greene, Herald	1950,51,52
Griffin, Rob	2000
Griffith, Dwight	1904,05,06
Grim, John	1933,34,35
Grissel, Earl	1914
Grogan, Tom	1980
Gunther, Dave	1957,58,59
Guzowski, Tony	1946,48,49

**-H-**

Haberecht, Fred	1975,76
Haberer, Brian	1998
Hairston, John	1974,75,76,77
Hakeman, Dennis	1974
Hall, Eugene	1947,48
Hallstrom, Jim	1978
Haluska, Adam	2005,06,07
Hankins, Andrew	1962,63,64
Hansen, Bob	1980, 81,82,83
Hansen, Erek	2004,05,06
Hargrave, Clay	1976,77,78
Harring, Richard	1959
Harris, Norman	1948
Harrison, Lawrence	1926,28
Harsha, Vince	1940,41,42
Hawthorne, Lester	1954,55,56
Hays, Donald	1948,49,50
Hazley, Omar	1969,70,71
Hegg, Peer	1957
Hein, Richard	1941,42

Heitman, Mike	1958,59,60
Heller, Mike	1980
Helmers, Greg	1995,96,97,98
Henderson, Duez	1999,00,01,02
Henderson, Mike	2004,05,06,07
Henry, Mike	1978,79,80
Herwig, Lloyd	1944
Hettrick, Gene	1953
Hicks, Wayland	1922,23,24
Hildreth, Reg	1930
Hill, Kent	1985,86,87,88
Hill, Wendell	1941,42
Hobbs, Robert	1938,39
Hodge, James	1969,70
Hogan, Ralph	1926,27
Hogan, Ryan	2001,02
Hohenhorst, Fred	1938,39
Horner, Jeff	2003,04,05,06
Horton, Ed	1986,87,88,89
Hughes, Tom	1944
Humphrey, James	1943
Hyland, Mark	1909

<b>-I-</b>	
Ingram, Michael	1989,90
Ingram, Patrick	2013
Irvine, Howard	1939
Ives, Dick	1944,45,46,47

<b>-J-</b>	
Jaacks, Jacob	1999,00
Jacobson, L.M.	1914,15
Janse, Hector	1923,24,25
Jarnagin, Charles	1952,53,54
Jebens, Herbert	1929,30
Jenkins, Albert	1917
Jensen, H.C.	1924
Jensen, Richard	1968,69,70
Jepsen, Les	1987,88,89,90
Jessen, Joel	1964,66
Jewell, Mark	1987,88
John Lewis, Americus	1957
Johnson, Dennis	1981
Johnson, John	1969,70
Johnson, Justin	2007,08
Johnson, Roy	1954,55,57
Johnson, Sam	1936,37,38
Jok, Peter	2014,15
Jones, Bill	1985,86,87,88
Jones, Gerry	1965,67
Jorgensen, Noble	1946,47

<b>-K-</b>	
Kaufmann, Robert	1920,21
Kelley, Scott	1977,78
Kelly, Jake	2008,09
Kerwick, Joe	1915
Kewney, Lester	1960
Kimm, Josh	2003
King, Bruce	1975,76,77
King, Waymond	1981,82,83,84
Kingsbury, Chris	1994,95,96
Kingsbury, E.M.	1904
Kinnan, Robert	1928,29,30

Kinnick, Nile	1938
Koberg, Kerry	1998
Koch, J.R.	1996,97,98,99
Koch, Nate	1995
Koser, M.	1931
Kotlow, Jack	1931,32,33
Krafcsin, Steve	1979,80,81
Kremer, Glenn	1944
Krumbholz, Gueldner	1932,33
Kuhl, Milt	1940,41,42
Kunkel, Fred	1935
Kunnert, Kevin	1971,72,73

<b>-L-</b>	
LaPrince, Candy	1973,74
Laude, James	1923,24,25
Lauer, C.F.	1931
Lawson, Fred	1928
Leeka, Seward	1929
Leo, Richard	1912,13
Leslie, Chauncey	2002,03
Lester, Ronnie	1977,78,79,80
Lickliter, John	2009,10
Lind, Thomas	1938,39,40
Logan, William	1954,55,56
Lohaus, Brad	1983,84,86,87
Lohman, Carl	1921,22
Looby, Kurt	2007,08
Lookingbill, Wade	1989,90,92,93
Lorenz, Gary	1961,62
Lorenzen, Al	1985,86,87,88
Luehrsmann, Ryan	1997,98,99,00
Lundstedt, Robert	1943
Lusk, Gary	1970,71,72
Lyon, Terry	1963

<b>-M-</b>	
Magnusson, Floyd	1944,47,48,49
Magnusson, Jim	1976
Maiden, Sidney	1912,13
Marble, Roy	1986,87,88,89
Marble, Roy Devyn	2011,12,13,14
Marsh, Ed	1945
Martel, Augustine	1955,56,57
Mason, Charles	1946,47,48,49
Mau, Robert	1953
May, Eric	2010,11,12,13
Mayfield, William	1976,77,78,79
Mays, Archie	1975,76
McCabe, Zach	2011,12,13,14
McCarty, Steven	2012
McCausland, Kent	1996,97,98,99
McConnell, Charles	1925,26,27
McConnell, Jim	1957,58
McGilmer, Benjamin	1966,69,70
McGovney, Richard	1921
McGrath, Rolly	1966,67,68
Melhaus, Douglas	1962,63
Messick, Gerald	1962,63
Metcalfe, Leonard	1947,48
Meyer, Kyle	2013,14
Millard, Russ	1993,94,95,96
Miller, Harold	1926
Miller, Robert	1953

Miller, Thomas	1969,70,71
Mims, Fred	1972
Miranda, Joe	1969
Moe, Jeff	1985,86,87,88
Moffitt, Howard	1932,33,34
Moore, Darryl	1997,98
Moore, Larry	1973,75
Morgan, Michael	1985,86,87,88
Morrissey, L.M.	1905,06,08
Moses, James	1989,90,91,92
Mowry, Joseph	1930,31
Mundt, Frank	1958,59
Murray, Kenyon	1993,94,95,96

<b>-N-</b>	
Nau, Earl	1958
Neari, Nick	2010
Nelson, Donald	1960,61,62
Nelson, Frank	1969
Nelson, Irving	1929
Nesmith, Gene	1943
Nevin, John	1914,15
Newton	1904
Nicolaus, Leo	1919,20
Norman, Ronald	1967,68
Norman, Tom	1977,78,79
Norton, D.A.	1908
Norton, Randy	1979,80
Novak, Joel	1961,62

<b>-O-</b>	
O'Brien, James	1942,43
O'Connor, Jim	1992
Oglesby, Josh	2012,13,14,15
Okey, Sam	1999
Olaseni, Gabriel	2012,13,14,15
Oliver, Dean	1998,99,00,01
Olson, Gary	1964,65,66
Olson, Merrill	1918,19
Olsthoorn, Larry	1977,78

<b>-P-</b>	
Palmer, David	2008,09
Parker, Larry	1973,74,75,76
Parker, Tom	1948,49
Parsons, Charles	1913,14,15
Parsons, Harry	1902,03,04
Pauling, Dennis	1964,65,66
Payne, Cully	2010,11
Payne, Michael	1982,83,84,85
Payne, Thomas	1956
Peeples, George	1964,65,66
Perkins, Lewis	1965,66,67
Perrine, J.O.	1907,08,09
Pervall, Christopher	1965,66
Peterson, Bryce	1999
Peterson, Jeff	2008,09
Peth, Dick	1976,77,78,79
Phelps, Van	1977
Philips, Chris	1967,68,69
Phillips, Gordon	1926
Pierce, Pierre	2002,04
Plett, Charles	1939
Plunkitt, Doyle	1928,29



Postels, Ned \_\_\_\_\_ 1944,45,46  
 Prasse, Erwin \_\_\_\_\_ 1938, 39,40  
 Price, Jason \_\_\_\_\_ 1999,00  
 Purcell, Thomas \_\_\_\_\_ 1961

**-R-**

Rabenold, Scott \_\_\_\_\_ 1998  
 Raffensperger, Leonard \_\_\_\_\_ 1925  
 Ramos, Antonio \_\_\_\_\_ 1999  
 Ramsell, William \_\_\_\_\_ 1906  
 Rand, Ben \_\_\_\_\_ 2004  
 Range, Joey \_\_\_\_\_ 1999  
 Reaves, Michael \_\_\_\_\_ 1985,86,87,88  
 Rebholz, Mike \_\_\_\_\_ 1999  
 Recker, Luke \_\_\_\_\_ 2001,02  
 Reddington, Joe \_\_\_\_\_ 1961,62,63  
 Reed, Carlton \_\_\_\_\_ 2005,06  
 Reed, Dale \_\_\_\_\_ 1990  
 Reiner, Jared \_\_\_\_\_ 2001,02,03,04  
 Reinhardt, Julian \_\_\_\_\_ 1930,31  
 Rickert, Christopher \_\_\_\_\_ 2012,13  
 Riddle, Fred \_\_\_\_\_ 1963,65  
 Ridley, Gerald \_\_\_\_\_ 1953,54,55  
 Riecks, Richard \_\_\_\_\_ 1949,50  
 Riegert, Marshall \_\_\_\_\_ 1931,32,33  
 Roach, David \_\_\_\_\_ 1962,63,64  
 Robinson, Alvin \_\_\_\_\_ 1996,97  
 Rodgers, James \_\_\_\_\_ 1963,64,65  
 Rogers, A. \_\_\_\_\_ 1931,32  
 Rogge, George \_\_\_\_\_ 1929  
 Rose, Charlie \_\_\_\_\_ 2015  
 Rosenthal, Sid \_\_\_\_\_ 1935,36  
 Ross, Charles \_\_\_\_\_ 1902,03,04  
 Rost, Murray \_\_\_\_\_ 1951  
 Rowat, Lynn \_\_\_\_\_ 1971,72  
 Ruck, Fred \_\_\_\_\_ 1950,51  
 Rucker, Guy \_\_\_\_\_ 1997,98,99  
 Runge, Dennis \_\_\_\_\_ 1960,61  
 Ryden, Hugo \_\_\_\_\_ 1909,10,11

**-S-**

Sallander, F.W. \_\_\_\_\_ 1911,12  
 Schebler, Joseph \_\_\_\_\_ 1959,60  
 Schenck, C.P. \_\_\_\_\_ 1902,03,04,05  
 Scheuerman, Milton \_\_\_\_\_ 1954,55,56  
 Schiff, Loren \_\_\_\_\_ 1916,17  
 Schmidt, Chris \_\_\_\_\_ 1911,12  
 Schoof, William \_\_\_\_\_ 1954,55,56  
 Schraut, James \_\_\_\_\_ 1994  
 Schulte, H.H. \_\_\_\_\_ 1913  
 Schulz, Bob \_\_\_\_\_ 1945,48,49,50  
 Schulze, Thomas \_\_\_\_\_ 1969,70  
 Schwartz, Frederic \_\_\_\_\_ 1935,36  
 Scott, Courtney \_\_\_\_\_ 2001  
 Scott, Matt \_\_\_\_\_ 1990  
 Seaberg, George \_\_\_\_\_ 1957,58  
 Seaberg, William \_\_\_\_\_ 1954,55,56  
 Sebolt, Frank \_\_\_\_\_ 1956,57  
 Selzer, Ben \_\_\_\_\_ 1932,33,34  
 Settles, Jess \_\_\_\_\_ 1994,95,96,99  
 Shaw, Richard \_\_\_\_\_ 1961,62,63  
 Shay, Jason \_\_\_\_\_ 1995  
 Shimek, Frank \_\_\_\_\_ 1920,21,22

Siegel, Vic \_\_\_\_\_ 1940,41,42  
 Siglin, Paul \_\_\_\_\_ 1940,41  
 Simmons, Vernon \_\_\_\_\_ 1997,98  
 Skea, William \_\_\_\_\_ 1963,64  
 Skillett, Kevin \_\_\_\_\_ 1993,94,95  
 Skinner, Troy \_\_\_\_\_ 1989,90,91,92  
 Smith, Floyd \_\_\_\_\_ 1911  
 Smith, Jason \_\_\_\_\_ 1999,00,01  
 Smith, Kevin \_\_\_\_\_ 1991,92,93  
 Smith, Tyler \_\_\_\_\_ 2007  
 Snedeker, Dave \_\_\_\_\_ 1984,85  
 Soderquist, Rudy \_\_\_\_\_ 1940,41,42  
 Sonderleiter, Sean \_\_\_\_\_ 2001,02,03  
 Spencer, Jack \_\_\_\_\_ 1944,45,47,48  
 Speraw, Kirk \_\_\_\_\_ 1978,79  
 Spradling, Robert \_\_\_\_\_ 1929,30  
 Spurgeon, Kurt \_\_\_\_\_ 2003,04  
 Stange, Kurt \_\_\_\_\_ 1983,84  
 Stenger, William \_\_\_\_\_ 1953  
 Stephens, Ben \_\_\_\_\_ 1937,38,39  
 Stewart, Walter \_\_\_\_\_ 1908,09,10  
 Stoermer, Jordan \_\_\_\_\_ 2011  
 Stokes, Darius \_\_\_\_\_ 2011,12,13,14  
 Stokes, Greg \_\_\_\_\_ 1982,83,84,85  
 Story, Sid \_\_\_\_\_ 1941  
 Stover, S.K. \_\_\_\_\_ 1902,03  
 Straatsma, Stan \_\_\_\_\_ 1945,47,48,49  
 Street, Chris \_\_\_\_\_ 1991,92,93  
 Stubbs, Branden \_\_\_\_\_ 2011,12  
 Suesens, Kenneth \_\_\_\_\_ 1936,37,38  
 Sullinger, Harold \_\_\_\_\_ 1972  
 Swaney, H.J. \_\_\_\_\_ 1932  
 Szykowny, Matthew \_\_\_\_\_ 1961,62

**-T-**

Tate, Cyrus \_\_\_\_\_ 2007,08,09  
 Tedesky, Bob \_\_\_\_\_ 1945  
 Terrones, B.J. \_\_\_\_\_ 1999  
 Thomas, Doug \_\_\_\_\_ 2005,06  
 Thomas, Floyd \_\_\_\_\_ 1910,11  
 Thomas, Leon \_\_\_\_\_ 1974,75  
 Thompson, Alex \_\_\_\_\_ 2005,06  
 Thompson, Edwin \_\_\_\_\_ 1936,37  
 Thompson, Herbert \_\_\_\_\_ 1951,52,53  
 Thompson, Ray \_\_\_\_\_ 1989  
 Thompson, Rod \_\_\_\_\_ 1999,00,01,02  
 Thompson, Scott \_\_\_\_\_ 1974,75,76  
 Thomsen, Theron \_\_\_\_\_ 1943,46  
 Trickey, Ben \_\_\_\_\_ 1941,42,43  
 Tubbs, Brig \_\_\_\_\_ 1989,90,91,92  
 Tucker, Anthony \_\_\_\_\_ 2009  
 Twogood, Forest \_\_\_\_\_ 1927,28,29

**-U-**

Uhl, Dom \_\_\_\_\_ 2015  
 Ukah, Okey \_\_\_\_\_ 2014,15  
 Uknes, Charles \_\_\_\_\_ 1943  
 Uthoff, Jarrod \_\_\_\_\_ 2013,14,15

**-V-**

Vacanti, Sam \_\_\_\_\_ 1943  
 VanDeusen, George \_\_\_\_\_ 1925,26,27  
 VanYsseldyk, Joe \_\_\_\_\_ 1936,37,38  
 Vaughan, Reggie \_\_\_\_\_ 1973  
 Venik, Harry \_\_\_\_\_ 1967  
 Vidnovic, Glenn \_\_\_\_\_ 1968,69,70  
 Vollers, Robert \_\_\_\_\_ 1948,49,50  
 VonLackum, John \_\_\_\_\_ 1916,17,18  
 VonLackum, W.H. \_\_\_\_\_ 1914,15,16

**-W-**

Waite, Steve \_\_\_\_\_ 1978,79,80,81  
 Walsh, Matt \_\_\_\_\_ 1936,37  
 Walter, Donald \_\_\_\_\_ 1944  
 Warren, Chris \_\_\_\_\_ 2003  
 Washington, Bob \_\_\_\_\_ 1958,59  
 Washington, Nate \_\_\_\_\_ 1974  
 Watkins, John \_\_\_\_\_ 1948  
 Webb, Jay \_\_\_\_\_ 1990,91,92,93  
 Weiss, Albert \_\_\_\_\_ 1949  
 Westen, Kelly J. \_\_\_\_\_ 1988  
 Wessels, Brett \_\_\_\_\_ 2007  
 Wheeler, Bill \_\_\_\_\_ 1940,41,42  
 White, Aaron \_\_\_\_\_ 2012,13,14,15  
 White, David \_\_\_\_\_ 1967,68  
 White, Michael \_\_\_\_\_ 1995  
 Wieck, Justin \_\_\_\_\_ 2005,06  
 Wier, Murray \_\_\_\_\_ 1945,46,47,48  
 Wilcox, Francis \_\_\_\_\_ 1927,28,29  
 Wilkinson, Clayton \_\_\_\_\_ 1945,46,47  
 Wilkinson, Herbert \_\_\_\_\_ 1945,46,47  
 Williams, Joe \_\_\_\_\_ 1957  
 Williams, John Carl \_\_\_\_\_ 1999,00  
 Williams, Rick \_\_\_\_\_ 1972,73  
 Williams, Sam H. \_\_\_\_\_ 1967,68  
 Williams, Sam W. \_\_\_\_\_ 1971  
 Williamson, Charles \_\_\_\_\_ 1930,31,32  
 Wilson, George \_\_\_\_\_ 1905  
 Winters, James \_\_\_\_\_ 1991,92,93,94  
 Wischmeier, Bob \_\_\_\_\_ 1945  
 Wishmier, Jack \_\_\_\_\_ 1945,48  
 Woodbury, Adam \_\_\_\_\_ 2013,14,15  
 Woods, Michael \_\_\_\_\_ 1960  
 Woolridge, Andre \_\_\_\_\_ 1995,96,97  
 Wordlaw, Clarence \_\_\_\_\_ 1957,58,59  
 Worley, Glen \_\_\_\_\_ 2001,02,03,04  
 Worth, Earl \_\_\_\_\_ 1920  
 Wright, Gerry \_\_\_\_\_ 1985,86,87  
 Wulfsberg, Cal \_\_\_\_\_ 1976,77

**-Z-**

Zager, Ronald \_\_\_\_\_ 1960

<b>0</b>	Crawford, Josh	2007	<b>6</b>	Adams, John		<b>14</b>	Banks, Andre	1983,84,85,86	<b>21</b>	Cain, Carl	1954,55,56
	Olaseni, Gabriel	2012,13,14,15					Bastian, Edward	1964,65,66		Wiese, Richard	
<b>00</b>	Kimm, Josh	2003	<b>7</b>	Davis, McKinley	1952,53,54,55	<b>8</b>	Boyle, Greg	1978,79,80,81	<b>22</b>	Brawner, Gene	
							Faess, Don			Seaberg, William	1954,55,56
							Fritz, Harlan				
<b>1</b>	Basabe, Melsahn	2011,12,13,14	<b>8</b>	Rost, Murray	1951	<b>10</b>	Hairston, John	1974,75,76,77	<b>23</b>	Arens, Mike	1980
	DeWitz, Nick	2004					Jaacks, Jacob	1999,00		Armstrong, Maclay	
	Griffin, Rob	2006					Jones, Bill	1985,86,87,88		Clifton, Robert	1950,51,52
<b>2</b>	Haluska, Adam	2005,06,07	<b>10</b>	Adams, John		<b>11</b>	Jones, Clarence		<b>24</b>	Davis, Jermain	2009
	Leslie, Chauncey	2002,03		Agnew, Richard	1966,67,68		Kingsbury, Chris	1994,95,96		Davis, Ricky	1998
	Rose, Charlie	2015		Armstrong, B.J.	1986,87,88,89		Kitchen, Clyde			Dull, Michael	1960
<b>3</b>	Tucker, Anthony	2009,10	<b>11</b>	Conway, George	1969,1971	<b>12</b>	McCarty, Steven	2012		Hallstrom Jim	1978
				Gesell, Mike	2013,14,15		McGilmer, Benjamin	1966,69,70		Harris, Tom	
				Hawthorne, Lester	1954,55,56		O'Conner, Jim	1992		Henderson, Duez	1999,00,01,02
<b>4</b>	Hogan, Ryan	2001,02	<b>12</b>	King, Waymond	1981,82,83,84	<b>13</b>	Reimers, Robert		<b>25</b>	Johnson, Dennis	1981
	Horner, Jeff	2003,04,05,06		LaPrince, Candy	1973,74		Snyder, Doug			Johnson, Roy	1954,55,57
	Oglesby, Josh	2012,13,14,15		Norton, Randy	1979,80		Wessels, Brett	2007		Jones, Gerry	1965,67
<b>5</b>	Palmer, David	2008-09	<b>13</b>	Smith, Kevin	1991,92,93	<b>14</b>	Williams, Sam W.	1971		Marble, Roy	1986,87,88,89
	Stoermer, Jordan	2011		Speraw, Kirk	1978,79					Mays, Archie	1975,76
				Wulfsberg, Cal	1976,77					Roach, Dave	1962,63,64
<b>6</b>			<b>14</b>			<b>15</b>	Bawinkel, Devan	2009,10		Speraw, Kirk	1978,79
							Bohall, Dan	2008		Stange, Kurt	1983,84
							Breedlove, Huston	1966,67,68		Schulz, Bob	1945, 48, 49
<b>7</b>			<b>15</b>			<b>16</b>	Brownlee, Jack	2004,05		Thomas, Doug	2005,06
			<b>16</b>				Carfino, Steve	1981,82,83,84		Ukah, Okey	2014,15
			<b>17</b>				Davis, Rodell	1990,91,92		Winters, James	1991,92,93,94
<b>8</b>			<b>17</b>			<b>18</b>	Diehl, Robert	1951			
			<b>18</b>				Fegebank, Neil	1972,73,74	<b>26</b>		
			<b>19</b>				Gomes, Marcelo	1999,00			
<b>9</b>			<b>19</b>			<b>20</b>	Howell, Harold				
			<b>20</b>				Magnusson, Jim	1976			
			<b>21</b>				McCabe, Zach	2011,12,13,14			
<b>0</b>			<b>21</b>			<b>22</b>	Nelson, Don	1960,61,62			
			<b>22</b>				Nelson, Frank	1969			
			<b>23</b>				Rodgers, James	1963,64,65			
<b>1</b>			<b>23</b>			<b>24</b>	Speraw, Kirk	1978,79			
			<b>24</b>				Waller, Bob				
			<b>25</b>								
<b>2</b>			<b>25</b>			<b>26</b>	Greene, Herald (Skip)	1950,51,52			
			<b>26</b>				Davis, McKinley	1952,53,54,55			
			<b>27</b>				Paul, Norman				
<b>3</b>			<b>27</b>			<b>28</b>					
			<b>28</b>								
			<b>29</b>								
<b>4</b>			<b>29</b>			<b>30</b>					
			<b>30</b>								
			<b>31</b>								
<b>5</b>			<b>31</b>			<b>32</b>					
			<b>32</b>								
			<b>33</b>								
<b>6</b>			<b>33</b>			<b>34</b>					
			<b>34</b>								
			<b>35</b>								
<b>7</b>			<b>35</b>			<b>36</b>					
			<b>36</b>								
			<b>37</b>								
<b>8</b>			<b>37</b>			<b>38</b>					
			<b>38</b>								
			<b>39</b>								
<b>9</b>			<b>39</b>			<b>40</b>					
			<b>40</b>								
			<b>41</b>								

<b>26</b> Crookham, Carter Hegg, Peer Roeder, Dick	1957	<b>34</b> Anderson, Craig Carpenter, Robert Hansen, Erik Jensen, Merle Koberg, Kerry Lickliter, John Lookingbill, Wade Mehlhaus, Doug Mittelberg, Kent Norman, Tom Range, Joey Smith, Tyler Stokes, Darius Thompson, Scott Toland, Trevor Woodbury, Adam	1981,82,83,84 1959 2004,05,06  1998 2009,10 1989,90,92,93 1962,63  1977,78,79 1999 2007 2011,12 1974,75,76 2013,14,15	Henry, Mike McGrath, Rolly Meyer, Kyle Novak, Joel Payne, Michael Payne, Thomas Phelps, Van Ramos, Antonio Riddle, Fred Rowat, Lynn Thomas, Leon Ward, Ivory Webb, Jay	1978,79,80 1966,67,68 2013,14 1961,62 1982,83,84,85 1956 1977 1999 1963,65 1971,72 1974,75  1990,91,92,93	<b>51</b> Baer, Nicholas Breedlove, Huston Denoma, Mike Gomes, Marcelo Jepsen, Les Miranda, Joe Mims, Fred Petratis, Stan Rebholz, Mike Venik, Harry	2015 1966,67,68 1963,64,65 1999,00 1987,88,89,90 1969 1972  1999 1967
<b>27</b> Darling, Charles	1950,51,52	<b>35</b> Archie, Devon Border, Lee Boyle, Bryan Buckles, Kenneth Gamble, Kevin George, Robert Henderson, Mike Rabenold, Scott Rathert, Keith Stokes, Darius Sullinger, Harold	2010,11,12  1983,84 1952,53 1986,87 1954,55,56 2004,05,06,07 1998  2013,14 1972	<b>43</b> Calabria, Chad Lorenz, Gary Phelps, Van Rosborough, Jim Smith, Jason Swift, Larry Tubbs, Brig Williams, Rick Washington, Nate	1968,69,70 1961,62 1977  1999,00,01  1989,90,91,92 1972,73 1974	<b>52</b> Angersola, Ken Carver, Mike Crum, Fred Haberecht, Fred Hallstom, Jim Hegg, Peer Looby, Kurt Millard, Russ Olson, Gary Riddle, Fred Runge, Dennis Schulze, Tom Scott, Cortney Thomas, Leon Waite, Steve	1973   1975,76 1978 1957 2007,08 1993,94,95,96 1964,65,66 1963,65 1960,61 1969,70 2001 1974,75 1978,79,80,81
<b>28</b> Ridley, Gerald	1953,54,55	<b>36</b> McConnell, Jim Ridley, Gerald	1957,58 1953,54,55	<b>44</b> Banaszek, Kenneth Bartels, Jim Brunner, Greg Cougill, Brennan Gannon, Mark Hargrave, Clay Heitman, Michael Koch, J.R. Kunnert, Kevin Leffingwell, Hugh Lorenzen, Al McGilmer, Benjamin Nau, Earl Reddington, Joe Tate, Cyrus Vidnovic, Glenn Worley, Glen	1964,65 1991,93,94,95 2003,04,05,06 2010 1980,81,82,83 1976,77,78 1958,59,60 1996,97,98,99 1971,72,73  1985,86,87,88 1966,69,70 1958 1961,62,63 2007,08,09 1968,69,70	<b>53</b> Collins, James Gorney, Seth Haberer, Brian Lyon, Terry Nielsen, Steve Sonderleiter, Sean Williams, Sam H. Worley, Glen Zagar, Ronald	1972,73,74 2005,06,07,08 1998 1963  2001,02,03 1967,68  1960
<b>29</b> Hettrick, Gene	1953	<b>37</b> Berry, Henry Davidson, Army Meeker, Ray Pitts, Gene		<b>45</b> Gentry, Nolden Ingram, Michael Johnson, John Moore, Darryl Peeples, George Rogers, Vic Shaw, Richard Williams, John Carl	1958,59,60 1989,90 1969,70 1997,98 1964,65,66  1961,62,63 1999,00	<b>54</b> King, Bruce Krafcisin, Steve Lohaus, Brad Rucker, Guy	1975,76,77 1979,80,81 1983,84,86,87 1997,98,99
<b>30</b> Arnold, Kenny Carter, John Chime, Phil Frost, Dan Galloway, Kyle Gordon, Robert Kitchen, Clyde Kelley, Jim Kelley, Scott Peterson, Jeff Purcell, Tom Spurgeon, Kurt Ursery, Kurt Washington, Bob White, Aaron	1954,55,56 1994,95  1975,76 1998,00,01   1977,78 2008,09 1961 2003,04  1958,59 2012,13,14,15	<b>38</b> Duncan, Douglas Harring, Richard	1954,55 1959	<b>46</b> Scheuerman, Milton	1954,55,56	<b>55</b> Earl, Acie Helmets, Greg Rathert, Keith	1990,91,92,93 1995,96,97,98
<b>31</b> Dorsey, Benjamin Logan, William	1954,55,56	<b>39</b> Williams, Joe	1957	<b>50</b> Bullard, Matt Cole, Jarryd Gatens, Mike Heller, Mike McCausland, Mac Olsthorn, Larry Robinson, Alvin Schebler, Pete Skea, William Slaughter, Don	1989,90 2008,09,10,11 1974,75,76 1980 1977,78 1996,97  1963,64	<b>57</b> Gunther, Dave	1957,58,59
<b>32</b> Brookins, Vincent Brown, Fred Dennard, Jerry Evans, Reggie Jarnagin, Charles Jewell, Mark Johnston, Larry Kelly, Jake McCausland, Kent Parker, Larry Pervall, Chris Snedeker, Dave Stubbs, Branden Thompson, Ray Wordlaw, Clarence Worley, Glen	1978,79,80,81 1970,71 1982,83 2001,02 1952,53,54 1987,88  2008,09 1996,97,98,99 1973,74,75,76 1965,66 1984,85 2011,12 1989 1957,58,59 2001,02,03,04	<b>40</b> Boyle, Kevin Drake, Terry Hill, Kent Hazley, Omar Magnusson, Jim McCauley, Bob Perkins, Lewis Ritter, Richard Seaberg, William Street, Chris	1979,80,81,82 1975,77,78 1985,86,87,88 1969,70,71 1976 1965,66,67  1954,55,56 1991,92,93	<b>41</b> Reichow, Jerry Seaberg, William Stokes, Greg	1954,55,56 1982,83,84,85	<b>42</b> Bowen, Ryan Cuthpert, Curtis Dollmeyer, Greg Hairston, John	1995,96,97,98  2003 1947,75,76,77

**Note:** Player jersey numbers were compiled recently and may not include some numbers from the early years of Iowa basketball.

**November 13**

Mount St. Mary's at Maryland, 6 p.m. *(BTN)*  
 Northern Michigan at Michigan, 6 p.m. *(BTN Plus)*  
 Eastern Illinois at Indiana, 6 p.m. *(BTN Plus)*  
 North Carolina A&T at Purdue, 6 p.m. *(BTN Plus)*  
 Rutgers-Newark at Rutgers, 6 p.m. *(BTN Plus)*  
 Florida Atlantic at Michigan State, 6 p.m. *(ESPN3)*  
 UMass-Lowell at Northwestern, 7 p.m. *(BTN Plus)*  
 North Florida at Illinois, 7 p.m. *(BTN Plus)*  
 Western Illinois at Wisconsin, 8 p.m. *(BTN)*  
 Missouri-Kansas City at Minnesota, 8 p.m. *(BTN Plus)*  
 Gardner Webb at Iowa, 8:30 p.m. *(ESPN3)*

**November 14**

VMI at Penn State, Noon *(BTN Plus)*  
 Mississippi Valley State at Nebraska, TBD *(BTN Plus)*

**November 15**

Mount St. Mary's at Ohio State, 11 a.m. *(ESPNU)*  
 Howard at Rutgers, Noon *(BTN Plus)*  
 Vermont at Purdue, 1 p.m. *(ESPN3)*  
 Louisiana-Monroe at Minnesota, 2 p.m. *(BTN)*  
 North Dakota State at Illinois, 2 p.m. *(ESPN3)*  
 Coppin State at Iowa, 4 p.m. *(BTN)*  
 Siena at Wisconsin, 7 p.m. *(ESPNU)*

**November 16**

Austin Peay at Indiana, 6 p.m. *(BTN)*  
 Elon at Michigan, 6 p.m. *(ESPN3)*

**November 17**

DePaul at Penn State, 4 p.m. *(ESPNU)* [1]  
 Grambling at Ohio State, 6 p.m. *(BTN)*  
 North Dakota at Wisconsin, 7 p.m. *(ESPN3)*  
 Nebraska at Villanova, 7:30 p.m. *(FS1)* [1]  
 Georgetown at Maryland, 8 p.m. *(ESPN2)* [1]  
 Kansas at Michigan State, 9 p.m. *(ESPN)* [2]

**November 18**

Illinois at Providence, 6 p.m. *(FS1)* [1]  
 Incarnate Word at Purdue, 6 p.m. *(ESPN3)*  
 Fairfield at Northwestern, 7 p.m. *(BTN Plus)*

**November 19**

Temple vs. Minnesota, 10:30 a.m. *(ESPNU)* [3]  
 Rutgers at St. John's, 6 p.m. *(FS1)* [1]  
 Creighton at Indiana, 6 p.m. *(BTN)* [1]  
 Delaware State at Nebraska, 7 p.m. *(BTN Plus)*  
 Iowa at Marquette, 8 p.m. *(FS1)* [1]

**November 20**

Georgetown vs. Wisconsin, 4:30 p.m. *(ESPN/2)* [5]  
 Rider at Maryland, 6 p.m. *(BTN)*  
 Penn State at Duquesne, 6 p.m. [4]  
 UT-Arlington at Ohio State, 6 p.m. *(ESPN3)*  
 Arkansas Pine Bluff at Michigan State, 6 p.m. *(ESPN3)*  
 Columbia at Northwestern, 7 p.m. *(ESPN3)*  
 Xavier at Michigan, 8 p.m. *(BTN)* [1]  
 TBD vs. Minnesota, TBD [3]

**November 21**

Old Dominion vs. Purdue, 11 a.m. *(ESPN3)* [6]  
 Central Arkansas at Rutgers, 4 p.m. *(BTN Plus)*  
 UT-Chattanooga at Illinois, 7:30 p.m. *(BTN)*

**November 22**

Southeastern Louisiana at Nebraska, 6 p.m. *(BTN)*  
 Florida/St. Joseph's vs. Purdue, TBD [6]  
 Duke/VCU vs. Wisconsin, TBD [5]  
 TBD vs. Minnesota, TBD [3]

**November 23**

Wake Forest vs. Indiana, 4 p.m. *(ESPN2)* [7]  
 Eastern Michigan at Michigan State, 6 p.m. *(ESPN2)*  
 Chicago State at Illinois, 7 p.m. *(ESPN3)*  
 North Carolina vs. Northwestern, 8 p.m. *(ESPN2)*  
 Creighton vs. Rutgers, TBD

**November 24**

Radford at Penn State, 5 p.m. *(BTN)*  
 Louisiana Tech at Ohio State, 7 p.m. *(BTN)*  
 Arkansas-Pine Bluff at Nebraska, 7 p.m. *(BTN Plus)*  
 St. John's/Vanderbilt vs. Indiana, TBD [7]  
 Missouri/Kansas State vs. Northwestern, TBD [8]  
 Illinois State vs. Maryland, TBD [10]

**November 25**

Prairie View at Wisconsin, 7 p.m. *(BTN)*  
 Connecticut vs. Michigan, 8:30 p.m. *(AXS TV)* [11]  
 TBD vs. Rutgers [9]  
 TBD vs. Indiana [7]  
 Rhode Island/TCU vs. Maryland, TBD *(TBD)* [10]

**November 26**

Boston College vs. Michigan St, 5:30 p.m. *(ESPN2)* [13]  
 Dayton vs. Iowa, 8 p.m. *(ESPN2)* [12]  
 Charlotte/Syracuse vs. Michigan, TBD [11]

**November 27**

Nebraska-Omaha at Minnesota, 2 p.m. *(ESPN3)*  
 Cincinnati vs. Nebraska, 5:30 p.m. [15]  
 Memphis vs. Ohio State, 6:30 p.m. [16]  
 UAB vs. Illinois, 8:30 p.m. *(CBS SN)* [14]  
 Boise State/UC-Irvine vs. Michigan State, TBD [13]  
 Notre Dame/Monmouth vs. Iowa, TBD [12]  
 TBD vs. Michigan, TBD [11]

**November 28**

Bucknell at Penn State, Noon *(BTN Plus)*  
 New Orleans at Northwestern, 7 p.m. *(BTN Plus)*  
 Cleveland State at Maryland, 7:30 p.m. *(BTN)*  
 Tennessee/George Washington vs. Nebraska, TBD [15]  
 Virginia Tech/Iowa State vs. Illinois, TBD [14]  
 Lehigh at Purdue, TBD

**November 29**

TBD vs. Iowa, TBD [12]  
 TBD vs. Michigan State, TBD [13]  
 Wisconsin at Oklahoma, 1:30 p.m. *(ESPN2)*

**November 30**

Alcorn State at Indiana, 6 p.m. *(BTN)*  
 Wake Forest at Rutgers, 6 p.m. *(ESPNU)* [17]  
 Clemson at Minnesota, 8 p.m. *(ESPN2)* [17]

**December 1**

Michigan at NC State, 6 p.m. *(ESPN2)* [17]  
 Northwestern at Virginia Tech, 6 p.m. *(ESPNU)* [17]  
 Virginia at Ohio State, 6:30 p.m. *(ESPN)* [17]  
 Miami at Nebraska, 8 p.m. *(ESPNU)* [17]  
 Purdue at Pittsburgh, 8 p.m. *(ESPN2)* [17]  
 Maryland at North Carolina, 8:30 p.m. *(ESPN)* [17]

**December 2**

Penn State at Boston College, 6:15 p.m. *(ESPNU)* [17]  
 Wisconsin at Syracuse, 6:15 p.m. *(ESPN2)* [17]  
 Louisville at Michigan State, 6:15 p.m. *(ESPN)* [17]  
 Indiana at Duke, 8:15 p.m. *(ESPN)* [17]  
 Notre Dame at Illinois, 8:15 p.m. *(ESPN2)* [17]  
 Florida State at Iowa, 8:15 p.m. *(ESPNU)* [17]

**December 4**

St. Francis (PA) at Maryland, 6 p.m. *(BTN)*

**December 5**

Seton Hall at Rutgers, 11 a.m. *(ESPNNEWS)*  
 Binghamton at Michigan State, 11 a.m. *(ESPNU)*  
 Eastern Michigan at Penn State, 11 a.m. *(BTN)*  
 Temple at Wisconsin, 11:30 a.m. *(CBS)*  
 Houston Baptist at Michigan, 1 p.m. *(ESPNU)*  
 Abilene Christian at Nebraska, 1 p.m. *(BTN Plus)*  
 New Mexico at Purdue, 1:15 p.m. *(BTN)*  
 Missouri-Kansas City at Iowa, 2 p.m. *(ESPN3)*  
 Western Carolina at Illinois, 2 p.m. *(ESPN3)*  
 SIU-Edwardsville at Northwestern, 2 p.m. *(BTN Plus)*  
 South Dakota State at Minnesota, 2 p.m. *(BTN Plus)*  
 VMI at Ohio State, 3:30 p.m. *(BTN)*  
 Morehead State at Indiana, 6 p.m. *(BTN)*

**December 7**

Western Illinois at Iowa, 6 p.m. *(BTN)*  
 IUPUI at Purdue, 6 p.m. *(ESPNU)*

**December 8**

Central Connecticut State at Rutgers, 5 p.m. *(BTN)*  
 Air Force at Ohio State, 7 p.m. *(BTN)*  
 South Dakota State at Minnesota, 7 p.m. *(ESPN3)*  
 Michigan at SMU, 8 p.m. *(ESPN2)*  
 Connecticut vs. Maryland, 8 p.m. *(TBD)* [18]  
 Penn State at George Washington, TBD *(TBD)*

**December 9**

IPFW at Indiana, 6 p.m. *(BTN Plus)*  
 Md.-Eastern Shore at Michigan State, 6 p.m. *(BTN)*  
 Howard at Purdue, 6 p.m. *(ESPNU)*  
 Yale at Illinois, 7 p.m. *(ESPN3)*  
 Nebraska at Creighton, 7 p.m. *(CBS SN)*  
 UW-Milwaukee at Wisconsin, 8 p.m. *(BTN)*

**December 10**

Canisius at Penn State, 6 p.m. *(BTN Plus)*  
 Iowa at Iowa State, 6:30 p.m. *(ESPN2)*

**December 12**

Ohio State at Connecticut, 11 a.m. *(CBS)*  
 Delaware State at Michigan, 11 a.m. *(ESPNU)*  
 Marquette at Wisconsin, 12:30 p.m. *(ESPN2)*  
 Louisiana-Monroe at Penn State, 1 p.m. *(BTN)* [20]  
 Illinois-Chicago vs. Illinois, 1 p.m. *(ESPN3)* [19]  
 Youngstown State at Purdue, 1 p.m. *(ESPN3)*  
 Maryland-Eastern Shore at Maryland, 3:15 p.m. *(BTN)*  
 Rutgers at George Washington, 3:30 p.m. *(CBS SN)*  
 Florida at Michigan State, 5 p.m. *(ESPN2)*  
 McNeese State at Indiana, 5:30 p.m. *(BTN)*  
 Oklahoma State vs. Minnesota, 7:30 p.m. *(BTN)* [21]

**December 13**

Rhode Island at Nebraska, 1 p.m. *(ESPN3)*  
 Chicago State at Northwestern, 6 p.m. *(BTN)*



## December 15

Northern Kentucky at Michigan, 6 p.m. *(BTN)*  
Mississippi Valley St at Northwestern, 7 p.m. *(BTN Plus)*  
Texas A&M-CC at Wisconsin, 8 p.m. *(BTN)*

## December 16

Northern Illinois at Ohio State, 6 p.m. *(BTN)*  
Chicago State at Minnesota, 7 p.m. *(ESPN3)*

## December 19

Northwestern at DePaul, 1 p.m. *(FS1)*  
Notre Dame vs. Indiana, 1 p.m. *(ESPN)* [22]  
South Dakota at Illinois, 2 p.m. *(ESPN3)*  
Kentucky vs. Ohio State, 2:30 p.m. *(CBS)* [23]  
Drake vs. Iowa, 3:30 p.m. *(ESPN3)* [24]  
Butler vs. Purdue, 4 p.m. *(BTN)* [22]  
Youngstown at Michigan, 5 p.m. *(ESPN3)*  
Princeton vs. Maryland, 6 p.m. *(BTN)* [25]  
Penn State at Drexel, TBD  
Michigan State at Northeastern, TBD

## December 20

Monmouth at Rutgers, Noon *(BTN Plus)*  
Samford at Nebraska, 6 p.m. *(BTN)*

## December 21

Sacred Heart at Northwestern, 6 p.m. *(BTN)*

## December 22

Kennesaw State at Indiana, 5 p.m. *(BTN)*  
Michigan State vs. Oakland, 6 p.m. *(ESPN3)* [26]  
Prairie View at Nebraska, 7 p.m. *(BTN Plus)*  
Vanderbilt at Purdue, 7 p.m. *(BTN)*  
Tennessee Tech at Iowa, 7:30 p.m. *(ESPN3)*  
Mercer at Ohio State, 8 p.m. *(ESPN3)*  
Colorado vs. Penn State, 9:30 p.m. *(TBD)* [27]

## December 23

Bryant at Michigan, 6 p.m. *(BTN)*  
Farleigh Dickinson at Rutgers, 6 p.m. *(BTN Plus)*  
Illinois vs. Missouri, 6 p.m. *(ESPN2)* [28]  
UW-Milwaukee at Minnesota, 7 p.m. *(ESPN3)*  
UW-Green Bay at Wisconsin, 8 p.m. *(BTN)*  
SMU/Kent State vs. Penn State, TBD *(TBD)* [27]

## December 27

Marshall at Maryland, 3 p.m. *(BTN)*  
South Carolina State at Ohio State, 5 p.m. *(BTN)*  
Loyola (MD) at Northwestern, 7 p.m. *(BTN)*

## December 28

UMass-Lowell at Rutgers, 6 p.m. *(BTN)*

## December 29

Purdue at Wisconsin, 6 p.m. *(BTN)*  
Michigan State at Iowa, 8 p.m. *(BTN)*

## December 30

Indiana at Rutgers, noon *(ESPN2)*  
Michigan at Illinois, 2 p.m. *(ESPN2)*  
Northwestern at Nebraska, 3 p.m. *(ESPN3)*  
Penn State at Maryland, 4 p.m. *(ESPN2)*  
Minnesota at Ohio State, 6 p.m. *(BTN)*

## January 2

Penn State at Michigan, 11 a.m. *(BTN)*  
Rutgers at Wisconsin, 1 p.m. *(BTN)*  
Michigan State at Minnesota, 2 p.m. *(ESPN2)*  
Indiana at Nebraska, 3 p.m. *(BTN)*  
Iowa at Purdue, 5 p.m. *(BTN)*  
Maryland at Northwestern, 7 p.m. *(BTN)*

## January 3

Illinois at Ohio State, 4 p.m. *(BTN)*

## January 5

Wisconsin at Indiana, 6 p.m. *(ESPN)*  
Minnesota at Penn State, 6 p.m. *(BTN)*  
Nebraska at Iowa, 8 p.m. *(BTN)*

## January 6

Rutgers at Maryland, 6 p.m. *(BTN)*  
Ohio State at Northwestern, 8 p.m. *(BTN)*

## January 7

Michigan at Purdue, 6 or 8 p.m. *(ESPN2/U)*  
Illinois at Michigan State, 6 or 8 p.m. *(ESPN2/U)*

## January 9

Maryland at Wisconsin, 11 a.m. or noon *(ESPN2)*  
Northwestern at Minnesota, 11 a.m. or 1:30 *(BTN)*  
Nebraska at Rutgers, 4 p.m. *(ESPN3)*

## January 10

Michigan State at Penn State, 11 a.m. *(BTN)*  
Ohio State at Indiana, 12:30 or 3:30 p.m. *(CBS)*  
Purdue at Illinois, 1 or 5 p.m. *(BTN)*

## January 12

Wisconsin at Northwestern, 6 p.m. *(BTN)*  
Maryland at Michigan, 8 p.m. *(ESPN)*  
Minnesota at Nebraska, 8 p.m. *(BTN)*

## January 13

Rutgers at Ohio State, 5:30 p.m. *(BTN)*  
Penn State at Purdue, 7:30 p.m. *(BTN)*

## January 14

Iowa at Michigan State, 6 p.m. *(ESPN2)*

## January 16

Ohio State at Maryland, 11 a.m. *(ESPN2)*  
Indiana at Minnesota, 11:30 a.m. *(BTN)*  
Nebraska at Illinois, 1:30 p.m. *(BTN)*  
Penn State at Northwestern, 7:30 p.m. *(ESPN3)*

## January 17

Michigan State at Wisconsin, 12:30 or 3:30 *(CBS)*  
Michigan at Iowa, TBD *(BTN)*

## January 18

Purdue at Rutgers, 6 p.m. *(BTN)*

## January 19

Illinois at Indiana, 6 p.m. *(ESPN)*  
Northwestern at Maryland, 7 p.m. *(BTN)*

## January 20

Nebraska at Michigan State, 5:30 p.m. *(BTN)*  
Minnesota at Michigan, 7:30 p.m. *(BTN)*

## January 21

Iowa at Rutgers, 6 p.m. *(ESPN3)*  
Wisconsin at Penn State, 7 p.m. *(BTN)*  
Ohio State at Purdue, 8 p.m. *(ESPN2)*

## January 23

Northwestern at Indiana, 11 a.m. *(ESPN2/U)*  
Michigan at Nebraska, 1 p.m. *(ESPN2)*  
Maryland at Michigan State, TBD *(ESPN2)*  
Illinois at Minnesota, TBD *(BTN)*

## January 24

Purdue at Iowa, Noon *(BTN)*

## January 25

Penn State at Ohio State, 6 p.m. *(BTN)*

## January 26

Indiana at Wisconsin, 6 p.m. *(ESPN)*

## January 27

Rutgers at Michigan, 6 p.m. *(BTN)*  
Purdue at Minnesota, 8 p.m. *(BTN)*

## January 28

Iowa at Maryland, 6 p.m., *(ESPN2/U)*  
Michigan State at Northwestern, 8 p.m. *(ESPN2)*  
Ohio State at Illinois, 8 p.m. *(BTN)*

## January 30

Michigan at Penn State, 11 a.m. *(BTN)* [29]  
Minnesota at Indiana, 1:15 p.m. *(BTN)*  
Nebraska at Purdue, 3:30 p.m. *(BTN)*

## January 31

Maryland at Ohio State, Noon *(CBS)*  
Northwestern at Iowa, 2 p.m. *(BTN)*  
Rutgers at Michigan State, 4:15 p.m. *(BTN)*  
Wisconsin at Illinois, 6:30 p.m. *(BTN)*

## February 2

Indiana at Michigan, 8 p.m. *(ESPN)*

## February 3

Illinois at Rutgers, 5:30 p.m. *(BTN)*  
Penn State at Iowa, 6 p.m. *(ESPN3)*  
Maryland at Nebraska, 7:30 p.m. *(BTN)*

## February 4

Ohio State at Wisconsin, 6 p.m. *(ESPN2)*  
Minnesota at Northwestern, 8 p.m. *(BTN)*

## February 6

Michigan State at Michigan, 1 p.m. *(CBS)*  
Rutgers at Nebraska, 1 p.m. *(ESPN3)*  
Purdue at Maryland, 3 p.m. *(ESPN2)*  
Indiana at Penn State, 7 p.m. *(BTN)*

## February 7

Iowa at Illinois, Noon *(BTN)*

## February 9

Michigan State at Purdue, 6 p.m. *(ESPN)*  
Bowie State at Maryland, 6:30 p.m. *(BTN Plus)*  
Northwestern at Ohio State, 7 p.m. *(BTN)*

**February 10**

Nebraska at Wisconsin, 6 p.m. (BTN)  
Michigan at Minnesota, 8 p.m. (BTN)

**February 11**

Iowa at Indiana, 8 p.m. (ESPN/2)

**February 13**

Purdue at Michigan, 1 p.m. (ESPN/2)  
Ohio State at Rutgers, 3 p.m. (BTN)  
Wisconsin at Maryland, 5 p.m. (ESPN/2)  
Penn State at Nebraska, 5 p.m. (ESPNU)  
Illinois at Northwestern, 7 p.m. (BTN)

**February 14**

Indiana at Michigan State, Noon (CBS)  
Minnesota at Iowa, 6:30 p.m. (BTN)

**February 16**

Michigan at Ohio State, 6 p.m. (ESPN)  
Rutgers at Illinois, 8 p.m. (BTN)

**February 17**

Iowa at Penn State, 5:30 p.m. (BTN)  
Nebraska at Indiana, 7:30 p.m. (BTN)

**February 18**

Maryland at Minnesota, 7 p.m. (BTN)  
Wisconsin at Michigan State, 8 p.m. (ESPN/2)

**February 20**

Penn State at Rutgers, Noon (ESPNU)  
Purdue at Indiana, 6 or 8 p.m. (ESPN)

**February 20 or February 21**

Ohio State at Nebraska, TBD (TBD)

**February 21**

Michigan at Maryland, TBD (TBD)  
Illinois at Wisconsin, TBD (TBD)

**February 23**

Rutgers at Minnesota, 6 p.m. (BTN)  
Michigan State at Ohio State, 8 p.m. (ESPN)

**February 24**

Northwestern at Michigan, 6 p.m. (BTN)  
Wisconsin at Iowa, 8 p.m. (BTN)

**February 25**

Nebraska at Penn State, 6 p.m. (ESPNU)  
Indiana at Illinois, 8 p.m. (ESPN/2)

**February 27**

Rutgers at Northwestern, 1 p.m. (ESPNU)  
Maryland at Purdue, 3 p.m. (ESPN/2)

**February 28**

Penn State at Michigan State, 11 a.m. (BTN)  
Michigan at Wisconsin, 3 or 5 p.m. (CBS/BTN)

**February 27 or 28**

Minnesota at Illinois, 3 or 6:30/7 p.m. (CBS/BTN)  
Iowa at Ohio State, 11 a.m. or 3 p.m. (CBS/BTN)

**March 1**

Purdue at Nebraska, 7 p.m. (BTN)  
Indiana at Iowa, 8 p.m. (ESPN)

**March 2**

Michigan State at Rutgers, 6 p.m. (BTN)  
Wisconsin at Minnesota, 8 p.m. (BTN)

**March 3**

Illinois at Maryland, 6 p.m. (ESPN/2)  
Northwestern at Penn State, 8 p.m. (ESPNU)

**March 5**

Minnesota at Rutgers, Noon (BTN)  
Iowa at Michigan, 7 p.m. (BTN)

**March 6**

Illinois at Penn State, 11 a.m. (BTN)  
Nebraska at Northwestern, 1 p.m. (BTN)

**March 5 or 6**

Ohio State at Michigan State, TBD (TBD)  
Maryland at Indiana, TBD (TBD)  
Wisconsin at Purdue, TBD (TBD)

**KEY**

- [1] Inaugural Gavitt Tipoff Games (campus sites)
- [2] Champions Classic (Chicago)
- [3] Puerto Rico Tip-Off (San Juan, P.R.)
- [4] CONSOL Energy Center, Pittsburgh, Pa.
- [5] 2K Classic (New York, N.Y.)
- [6] Hall of Fame Tip-Off Tournament (Uncasville, Conn.)
- [7] Maui Jim Maui Invitational (Maui, Hawaii)
- [8] CBE Hall of Fame Classic (Kansas City, Mo.)
- [9] Men Who Speak Up Main Event (Las Vegas, Nev.)
- [10] Cancun Challenge (Cancun, Mexico)
- [11] Battle 4 Atlantis (Paradise Island, Bahamas)
- [12] Advocate Invitational (Orlando, Fla.)
- [13] Wooden Legacy (Fullerton, Calif.)
- [14] Emerald Coast Classic (Niceville, Fla.)
- [15] Barclays Center Classic (Brooklyn, N.Y.)
- [16] Basketball Hall of Fame Invitational (Miami)
- [17] Big Ten/ACC Challenge (campus sites)
- [18] Madison Square Garden, New York, N.Y.
- [19] United Center, Chicago
- [20] Rec Hall, University Park, Pa.
- [21] Sanford Pentagon, Sioux Falls, S.D.
- [22] Crossroads Classic (Bankers Life Fieldhouse, Indianapolis, Ind.)
- [23] CBS Sports Classic (Barclays Center, Brooklyn, N.Y.)
- [24] Hy-Vee Big Four Classic (Wells Fargo Arena, Des Moines, Iowa)
- [25] Royal Farms Arena, Baltimore, Md.
- [26] Palace of Auburn Hills (Auburn Hills, Mich.)
- [27] Las Vegas Classic (Las Vegas, Nev.)
- [28] Braggin' Rights Classic (Scottrade Center, St. Louis)
- [29] Super Saturday - College Hoops & Hockey (Madison Square Garden, New York, N.Y.)

*All dates and central times subject to change*



The University of Iowa has won a combined 45 games at home in Carver-Hawkeye Arena the last three seasons. The Hawkeyes played in front of sold out crowds of 15,400 in Iowa City 16 times the last two years combined.

**The Hawkeye Visions Endowment Program:** Hawkeye Visions is an on-going campaign, which seeks to build an endowment capable of covering the cost, via earnings, of UI student-athlete scholarships. The program currently includes almost 200 scholarships ranging from fully endowed scholarships, partially endowed, in development or scholarships pledged via an estate gift. The following Visionary and Leadership Scholarships will be awarded for the 2015-16 academic year.

## Visionary Level Scholarships

Beth and Bob Allsop Point Guard Scholarship  
Ray Carlson Lineman Scholarship  
Mark Falb Quarterback Scholarship  
Bill and John Fenton Football Scholarship  
George C. and Nora Foerstner Memorial and Alex A. and JoAnn F. Meyer Football Scholarships  
Russ and Ann Gerdin Family Football Scholarships  
Russ and Ann Gerdin Family Men's Basketball Scholarships  
Russ and Ann Gerdin Family Women's Basketball Scholarship  
Russ and Ann Gerdin Family Wrestling Scholarship  
Russ and Ann Gerdin Family Athletic Scholarship  
Leonard A. and Marlene S. Hadley Center Football Scholarship

Robert G. and Annalee Jacoby Hockridge Wrestling Scholarship  
Jim and Rhonda Juhlin Men's Basketball Scholarship  
Nile Kinnick Leadership Scholarship  
Mary Lee Hawkeye Spirit Scholarships  
Gus and Theo Mastrogany End Scholarship  
Robert W. and Jean C. Ottilie Athletic Scholarships  
Ned and Reba Postels Family Men's Basketball Scholarship  
John and Peg Slusher Softball Catcher Scholarship  
Arthur E. Stanley Football Scholarships  
Chris Street Memorial Men's Basketball Scholarship  
Dale L. Tieden Football Scholarships  
Henry B. and Patricia B. Tippie Athletic Scholarships  
Jim and Susan Woods Offensive Lineman Scholarship

## Leadership Level Scholarships

Dr. C.F. "Larry" and Lois Barrett Football Scholarship  
Micheal and Patricia Beal Women's Basketball Scholarship  
John and Ruth Beckman Scholarships  
P. Sue Beckwith, M.D., Women's Basketball Scholarship  
P. Sue Beckwith, M.D., Rowing Scholarship  
Warren and Harriet Berman Family Football Scholarship  
Warren and Harriet Berman Family Men's Basketball Scholarship  
Mike Boddicker Baseball Scholarship  
Lester Bookey Memorial Scholarship  
Patty and Tom Buroker Football Scholarship  
Tom and Lori Cardella Football Scholarship  
B. W. "Wayne" Carpenter Football Scholarship  
Carver Scholarship/Slater Award  
Gene and Jennie Clay Football Scholarship  
John and Mary Ann Colloton Men's Basketball Scholarship  
John and Mary Ann Colloton Football Scholarship  
John and Mary Ann Colloton Women's Basketball Scholarship  
John and Mary Ann Colloton Wrestling Scholarship  
Catherine Nacke Cooper Men's Basketball Scholarship  
Brad and Peggy Davis Golf Scholarship  
Tom and Shari Davis Men's Basketball Manager Scholarship  
Doran Family Gymnastics Scholarship  
C. W. "Bump" Elliott Football Scholarship  
Dr. Brent and Ellen Feller Men's Basketball Scholarship  
John Ferentz Memorial Football Scholarship  
Fitzgerald Family Women's Basketball Scholarship  
Hayden Fry Captain's Scholarship  
Eugene and Pat Gauron Women's Tennis Scholarship  
Al Grady Memorial Football Scholarship  
Carol Haupt Football Scholarship  
Donald W. and Marilyn Heineking Baseball Scholarship  
Donald W. and Marilyn Heineking Football Scholarship  
Donald W. and Marilyn Heineking Men's Cross Country/Track Scholarship  
Donald W. and Marilyn Heineking Men's Basketball Manager's Scholarship  
Donald W. and Marilyn Heineking Softball Scholarship  
Donald W. and Marilyn Heineking Volleyball Scholarship  
Donald W. and Marilyn Heineking Women's Basketball Scholarship  
Donald W. and Marilyn Heineking Wrestling Scholarship  
Theo and Glenda Hitchens Football Scholarship  
Theo and Glenda Hitchens Men's Basketball Scholarship  
James Hoak Men's Golf Scholarship  
Iowa Style Wrestling Scholarship  
Richard O. Jacobson Football Scholarship  
Johnson County I-Club Football Scholarship  
Johnson County I-Club Wrestling Scholarship  
Bud and Georgia Johnson Women's Basketball Scholarship  
Bud and Georgia Johnson Volleyball Scholarship  
Nile Kinnick Memorial Scholarships  
Nile Kinnick Scholarship for Women  
Ron Kirchhoff Men's Basketball Scholarship  
W. A. Krause Football Scholarship  
Gary Kurdelmeier Wrestling Scholarship  
Robert and Dorothy Lee Scholarship  
Michael and Chelle Lehman Volleyball Scholarship  
Jack and Ailene Liechty Men's Golf Scholarship  
Jack and Ailene Liechty Football Scholarship

Jack and Ailene Liechty Men's Basketball Scholarship  
Jack and Ailene Liechty Women's Basketball Scholarship  
Linn County I-Club Football Scholarship  
Brad and Anne Lohaus Men's Basketball Scholarship  
Paul Mason Memorial Scholarship  
Kirk and Diane Mellecker Family Men's Tennis Scholarship  
Bob and Jo Lynne Meskimen Family Football Scholarship  
Terry and Susan Mulligan Football Scholarship  
Terry and Susan Mulligan Men's Swimming Scholarship  
Bucky O'Connor Men's Basketball Scholarship  
Bucky O'Connor Men's Golf Scholarship  
Dennis and Donna Oldorf Athletic Scholarship  
Robert and Ruth Olson Football Scholarship  
Bob and Dorothy Otto Football Scholarship  
Dave Paulson Baseball Scholarship  
Whitey and Grace Piro Football Scholarship  
William and Kay Pitlik Wrestling Scholarship  
William and Kay Pitlik Football Scholarships  
William and Kay Pitlik Softball Scholarship  
William and Kay Pitlik Women's Basketball Scholarship  
William and Kay Pitlik Field Hockey Scholarship  
Polk County I-Club Football Scholarship  
Polk County I-Club Softball Scholarship  
Rigler Family Football Scholarship  
Bob Root Memorial Football Scholarship  
Stella Wolff Sanford Women's Scholarship  
Douglas D. Schnoebelen Women's Basketball Scholarship  
John and Dorothy Sill Wrestling Scholarship  
Val, Marilyn and Gary Skarda Family Baseball Scholarship  
Roland and Esther Smith Men's Athletic Scholarships  
Roland and Esther Smith Women's Athletic Scholarships  
Professor Ralph I. and Barbara G. Stephens Women's Basketball Scholarship  
Marshall Stewart Athletic Scholarship  
Dennis and Janice Oliver Strang Football Scholarship  
John Streif Men's Basketball Scholarship  
Ben Trickey Memorial Scholarship  
Raymond K. and Susan K. Vawter Football Scholarship  
W. David Ward Football Scholarship  
Earl and Edna Yoder Football Scholarship

## The Hawkeye Visions Endowment Program: Investing in a Winning Future!

To make a gift or for more information about the Hawkeye Visions Endowment Program, please contact Sloane R. Tyler, Director of Development, (319) 467-3410 or (800) 648-6973. Gifts made now may provide DOUBLE the impact via a matching program. To read more about the GOLDEN PLEDGE (matching gift) PROGRAM, visit [www.jointheclub.com](http://www.jointheclub.com). The UI Foundation is the preferred channel of support for private contributions to all areas of The University of Iowa.

### Athletic Endowed Scholarship Gift Levels

#### Visionary Scholarship

\$400,000 example: The Jane Doe Women's Basketball Point Guard Scholarship

#### Leadership Scholarship

\$200,000 example: The Doe Family Women's Basketball Scholarship

#### Sustaining Scholarship

\$50,000 example: The John and Jane Doe Athletic Scholarship

\*For a complete list of ALL named, endowed scholarships currently awarded, please visit [jointheclub.com](http://jointheclub.com).



Iowa's Carver-Hawkeye Arena is located on the west campus in the University's athletic complex, approximately one-quarter mile northwest of Kinnick Stadium. It is a few minutes' drive from Interstate 80 and 380 and about 30 minutes from the Eastern Iowa Airport in Cedar Rapids.

The press and radio section at the Arena is located on the west side of the floor. The television and camera platform is located overhead on the east side.

A hospitality room for the media is located through the main exit ramp off the playing floor. Soft drinks are available to the media, along with concession stand food vouchers.

Postgame conferences with the head coaches are held in the Press Room. Iowa player interviews are conducted in the press room following the coach's interviews.

---

#### **COACH MCCAFFERY CONFERENCES/INTERVIEW REQUESTS**

Coach Fran McCaffery holds media conferences in Carver-Hawkeye Arena and tele-conferences throughout the season. Requested Iowa players are available on days Coach McCaffery meets with the media. Coach McCaffery also participates in the Big Ten coaches tele-conferences on Monday's during the conference season. All Iowa practice sessions are closed to the public and media.

All interview requests for members of the Iowa coaching staff and Hawkeye student-athletes should be directed through athletic communications (319) 335-9411. Please refrain from contacting members of the basketball program directly.

---

#### **CREDENTIALS**

Requests for game credentials should be directed in e-mail to Matt Weitzel ([matthew-weitzel@uiowa.edu](mailto:matthew-weitzel@uiowa.edu)). Requests should be filed early enough to allow time for processing. Credentials that are not mailed can be claimed at the Will Call window at the Carver-Hawkeye Arena ticket office, located at the north entrance to the arena. Photo identification is required.

---

#### **PARKING**

Requests for parking should be made when requesting credentials. Media parking is located in lots 40 and 33 near the East side of Carver-Hawkeye Arena.

---

#### **SERVICES**

Complete play-by-play, halftime statistics, final individual and team statistics and quotes from both head coaches are available following each home game. Statistics will be either faxed or e-mailed when requested. This information is filed in PDF format and sent within 30 minutes following home games. Box scores are also posted on the Iowa website, [hawkeyesports.com](http://hawkeyesports.com), following each Iowa game throughout the season. Postgame player interviews can also be found at [facebook.com/hawkeyehoops](https://www.facebook.com/hawkeyehoops).

---

#### **HIGH SPEED INTERNET ACCESS**

High speed internet access is available in the media area in Carver-Hawkeye Arena, as the majority of seats in the media area are hard-wired for access. Wireless internet is also available. Check with a member of the athletic communications staff for a username and password card that is good for the entire 2015-16 season.

---

#### **IOWA ON THE INTERNET**

Updated information on the Iowa basketball team and athletics department is also available on the University of Iowa's athletic department home page on the Internet. That address is:

#### **[hawkeyesports.com](http://hawkeyesports.com)**

Iowa athletic communications staff members may be addressed electronically at the following E-mail address:

[steven-roe@uiowa.edu](mailto:steven-roe@uiowa.edu)

[matthew-weitzel@uiowa.edu](mailto:matthew-weitzel@uiowa.edu)

[christopher-brewer@uiowa.edu](mailto:christopher-brewer@uiowa.edu)

[traci-a-wagner@uiowa.edu](mailto:traci-a-wagner@uiowa.edu)

[jil-price@uiowa.edu](mailto:jil-price@uiowa.edu)

[james-allan@uiowa.edu](mailto:james-allan@uiowa.edu)

[brandee-britt@uiowa.edu](mailto:brandee-britt@uiowa.edu)

---

#### **THE HAWKEYE RADIO NETWORK**

Fans of the University of Iowa following the Hawkeyes on radio can tune in on their favorite station throughout the state of Iowa and the Midwest.

The radio voice of the Hawkeyes is Gary Dolphin, a Cascade, Iowa, native who handles all play-by-play action of both Iowa men's basketball and football. In addition, Dolphin also serves as the host of the weekly radio and television coach's shows during the seasons with men's basketball Coach Fran McCaffery and football Coach Kirk Ferentz. Dolphin, in 2001 and 2011, was named the Iowa Sportscaster of the Year. He is in his 20th season of broadcasting Iowa basketball and football on the Hawkeye Radio Network. Dolphin, overall, is in his 43rd year of play-by-play broadcasting, which also includes six years of broadcasting basketball games for Northwestern University.

Dolphin is joined on all University of Iowa basketball broadcasts by former Hawkeye and NBA veteran Bobby Hansen. Hansen was a four-year letterman and a member of Iowa's 1980 Final Four team. Hansen enjoyed a lengthy career in the NBA and earned an NBA championship while playing for the Chicago Bulls.

The Hawkeye Radio Network, a production of Learfield Communications, Inc. of Jefferson City, Missouri, blankets the state of Iowa and bordering states with more than 50 stations providing live coverage. The Hawkeyes can also be heard online ([hawkeyesports.com](http://hawkeyesports.com)) and on Sirius/XM Satellite Radio.





**The Athletic Communications Office is located in Suite S300 in Carver-Hawkeye Arena. The office phone number is 319/335-9411 and the FAX number is 319/335-9417.**



**Steve  
Roe**



**Darren  
Miller**



**Matthew  
Weitzel**



**Chris  
Brewer**



**Traci  
Wagner**

Your hosts in Carver-Hawkeye Arena include UI Athletic Communications staff members Steve Roe, James Allan, Chris Brewer, Jil Price, Patrick Sojka, Traci Wagner and Matthew Weitzel, along with Darren Miller, Director of New Media, and Brian Ray, UI athletics photographer. Erika Driessen is the office administrative assistant. The Athletic Communications staff also includes interns Megan Rowley and Sam Stych, and student staff members Jordan Bucher, Elise Goodvin, Sydney Ocker, and Jack Rossi.



**Jil  
Price**



**Brandee  
Britt**



**James  
Allan**



**Brian  
Ray**

Roe was named Director of Athletic Communications in 2011, after serving as interim director for one year. He joined the Hawkeye staff in 1990 and was named associate director in 1997. The Iowa City native earned his bachelor's degree from Buena Vista University and his master's degree from Northeast Louisiana University. He is the author of "HAWKEYES FOR LIFE", published in 2007. Steve and his wife, Janet, have a daughter, Nike, and a son, James, two granddaughters, Teagan (10) and Lydia (2), and a grandson, Jack (5). Both Nike (law degree) and James (bachelor's degree) earned degrees from the University of Iowa.

Wagner is in her 17th year as an assistant after previously serving as a student assistant for four years and as an intern for two years. A native of Iowa Falls, Wagner earned her bachelor's degree in 1997 with a double major in journalism and communication studies. Traci and her husband, Jason, have a son, Nick, and a daughter, Sydney.

Weitzel was named associate director in 2012, after serving as assistant director since 1998. Weitzel graduated from the University of Iowa in 1997 with a bachelor's degree in journalism and mass communication, with an emphasis in business. The native of Mundelein, Illinois, was a student in the sports information office for three years.

Brewer is in his seventh year as an assistant director after previously serving as a student assistant for three years. In 2004, the Iowa City native earned his English degree from the University of Iowa and served as a graduate assistant with the Detroit Lions media relations department. He and his wife, Brooke, have a daughter, Elyse, and a son, Del.

Miller is in his ninth year as director of new media in the UI athletics department after spending nearly 20 years working in the newspaper and sports information professions. He is a 1984 graduate of Tipton (Iowa) High School and a 1988 graduate of Wartburg College, majoring in communication arts (journalism/

public relations). Miller and his wife Ann have four children: Ashley, Melissa, Brittney and Kyle.

Allan is in his sixth year as a fulltime assistant at Iowa, joining the staff in 2010. It is Allan's second stint in the office, as he served as a student assistant from 2000-04. Allan returned to Iowa City after serving as the sports information director at the University of Missouri-Kansas City from 2005-10, and as the athletics media relations intern at Texas Christian University in 2004-05. The Hampton, Iowa, native earned his bachelor's degree in journalism from the University of Iowa in May, 2004. He and his wife, Mary Ann, have two sons, Jonathan and Will, and are expecting their third child in August.

Price is in her third year as assistant director, joining the Iowa program after serving as a graduate assistant in the athletics media services office at Western Illinois University for two years. She is a native of Hometown, Indiana. Price earned a bachelor's degree in communication, with minors in journalism and public relations, from Indiana University-Purdue University, Fort Wayne (IPFW) in 2011. She earned her master's degree (science in sport management) from Western Illinois in 2013.

Britt became a fulltime member of the Iowa staff in July. She served as a student assistant in the Athletic Communications office during her four years as an undergraduate. Britt, a native of Plano, Illinois, earned her bachelor's degree from Iowa in journalism and sports studies in 2015.

Ray joined the UI athletics department in 2013, as the athletics department photographer. Ray previously was the Iowa City chief photographer and senior visual journalist for the Cedar Rapids Gazette and is a Davenport, Iowa native. Ray earned a bachelor's degree from Iowa in journalism and psychology in 2002. Brian and his wife, Joanna, have a son, Boston, and a daughter, Joslynn.



**HYPER  
DUNK**  
QUICK.  
CREATIVE.  
VERSATILE.





Mediacom is proud to play an active role in support of the academic and intercollegiate athletics missions at the University of Iowa.

Every Mediacom employee is dedicated to delivering the most advanced communication technologies and services available. They are equally devoted to the communities in which they live and work. As such, Mediacom takes great pride in offering free telecommunication services to schools and libraries, creating local employment opportunities, and expanding participation and awareness of high school and intercollegiate athletics from river to river, border to border.

Mediacom wholeheartedly embraces the unique talents and spirit that flourish in the Heartland and are in such tremendous abundance on the campus of the University of Iowa. We join thousands of fellow Iowans when we cheer, with fists held high, "Go Hawks!"



**#0**  
**AHMAD WAGNER**  
F, 6-5, 222, Fr.



**#1**  
**DALE JONES**  
F, 6-7, 217, Jr.



**#2**  
**ANDREW FLEMING**  
G, 6-5, 198, Fr.



**#3**  
**MICHAEL SOUKUP**  
G, 6-4, 164, Jr.



**#4**  
**ISAIAH MOSS**  
G, 6-5, 196, Fr.



**#5**  
**ANTHONY CLEMONS**  
G, 6-2, 193, Sr.



**#10**  
**MIKE GESELL**  
G, 6-2, 190, Sr.



**#11**  
**CHRISTIAN WILLIAMS**  
G, 6-6, 188, Fr.



**#13**  
**STEVEN SOUKUP**  
G, 6-4, 168, Jr.



**#14**  
**PETER JOK**  
G, 6-6, 199, Jr.



**#20**  
**JARROD UTHOFF**  
F, 6-9, 220, Sr.



**#23**  
**OKEY UKAH**  
F, 6-7, 217, Sr.



**#24**  
**BRADY ELLINGSON**  
G, 6-4, 189, RS-Fr.



**#25**  
**DOM UHL**  
F, 6-9, 216, So.



**#30**  
**BRANDON HUTTON**  
F, 6-5, 212, Fr.



**#34**  
**ADAM WOODBURY**  
C, 7-1, 249, Sr.



**#51**  
**NICHOLAS BAER**  
F, 6-7, 198, RS-Fr.



**FRAN MCCAFFERY**  
Head Coach












IOWA'S ALL-TIME SCORING LEADER, ROY MARBLE, PASSED AWAY ON SEPT. 11, 2015, AT THE AGE OF 48. MARBLE LED THE HAWKEYES TO FOUR STRAIGHT NCAA TOURNAMENT APPEARANCES, INCLUDING ADVANCING TO THE ELITE EIGHT IN 1987 AND SWEET 16 IN 1988, AND LED THE TEAM IN SCORING THREE CONSECUTIVE SEASONS.



*"ROY HAD A HUGE IMPACT ON IOWA BASKETBALL AND WAS ONE OF THE ELITE PLAYERS TO EVER WEAR A HAWKEYE UNIFORM. ROY WILL BE MISSED BY ALL OF US IN THE IOWA BASKETBALL FAMILY."*

— FRAN MCCAFFERY

**ROY MARBLE**  
1966-2015