

## Table of Contents

Facts/Information/Contents _____	1-2	Annual Statistics _____	108-110	All-Star Games _____	160-161
President Sally Mason _____	3	All-Time Coaches Records _____	111	Iowa TV Appearances _____	162-164
Athletic Director Gary Barta _____	4-5	All-Time Series Results _____	112-118	Yearly Scores _____	165-171
Head Coach - Kirk Ferentz _____	6-8	All-Time Series Results vs. Conferences _____	118	Yearly Record _____	172-173
Coaching Staff _____	9-17	Homecoming Results _____	119	Lettermen _____	174-180
Football Support Staff _____	18-23	Iowa Bowl Results/Recaps _____	120-133	Kinnick Stadium _____	181
2014 Iowa Roster _____	24-29	Kinnick Stadium Wall of Honor _____	133	Attendance/Largest Crowds _____	182
2014 Depth Chart _____	30	Iowa Bowl Records _____	134	Kinnick Stadium Records _____	183
2014 Season Preview _____	31-35	Iowa in the National Rankings _____	135-137	Individual Records _____	184-185
2014 Preseason Notes _____	36-39	Heisman Trophy _____	138	Team Records _____	186-187
2014 Pronunciation Guide _____	38	Retired Numbers _____	139	Individual Bests _____	188-193
2014 Squad Information _____	39-40	National & Big Ten Awards _____	140-141	Team Bests _____	194-195
2014 Hawkeye Returnee Bios _____	41-73	Consensus All-Americans _____	142-143	Year-By-Year Leaders _____	196-198
2014 Hawkeye Newcomer Bios _____	73-75	Hall of Fame _____	144	Longest Plays _____	199-200
2013 Statistics & Review _____	76-87	Iowa's All-Time Team _____	145	Traditions _____	201
2013 Big Ten and NCAA Rankings _____	87	All-Americans _____	146-147	Media Information _____	202-203
2013 Final Notes _____	88-90	Academic Honors _____	148-149	Media Outlets _____	204
2013 Honors and Awards _____	91-92	All-Big Ten/Big Ten Honors _____	150-151	Iowa City/Coralville Area Directory _____	205
2013 Game Summaries _____	93-98	Iowa MVPs/Captains _____	152-153	2014 Composite Big Ten Schedule _____	206
Opponent SID Directory _____	99	NFL Draft _____	154-156	2014 Hawkeye Huddles _____	206
2014 Opponents _____	100-103	Hawkeyes in the Super Bowl _____	156	Hawkeye Visions _____	207
Iowa Football History _____	104-107	Active Pro Players _____	157	Iowa Athletic Communications _____	208
Overtime Games/Night Games _____	107	All-Time Players in the NFL _____	158-159		

## Credits

**Publisher:**

The University of Iowa Athletic Department

**Editors:**

Steve Roe, Traci Wagner and Theresa Walenta

**Design:**

Matt Ellison, Art Director

**Contributors:**

Matt Weitzel, James Allan, Chris Brewer, Jil Price, Patrick Sojka and Darren Miller

**Photographers:**

Brian Ray, UI Athletics Department Photographer; Darren Miller, UI Director of New Media; Jeff Becker; Chris Donahue; Bob Rasmus; Linda Edge-Dunlap, Miranda Meyer and Mike Stenerson, University Photographic Service; Bill Adams, Valica Boudry, Tom Jorgensen, Tim Schoon, Rachel Zucker, University Communication and Marketing.

**Printer:**

Cedar Graphics, Hiawatha, Iowa

**To Order:**

Media guides are available from the Iowa Hawk Shop/University Book Store (319-335-3179).

**UI Intercollegiate Athletics Department  
Mission Statement**

The mission of the Department of Athletics is to provide the administrative and coaching support, facilities, resources, and equipment necessary for student athletes to graduate from The University of Iowa while participating in broad-based championship-caliber athletic competition. The overall well-being of the participant and the integrity of the program will be paramount in all that we do.

**UI Nondiscrimination Statement**

The University of Iowa prohibits discrimination in employment, educational programs, and activities on the basis of race, national origin, color, creed, religion, sex, age, disability, veteran status, sexual orientation, gender identity, or associational preference. The University also affirms its commitment to providing equal opportunities and equal access to University facilities. For additional information on nondiscrimination policies, contact the Office of Equal Opportunity and Diversity, (319) 335-0705 (voice) and (319) 335-0697 (text), 202 Jessup Hall, The University of Iowa, Iowa City, Iowa 52242-1316.

**UI Accessibility Statement**

Individuals with disabilities are encouraged to attend all University of Iowa sponsored events. If you are a person with a disability who requires a reasonable accommodation in order to participate in this program, please contact the UI Athletics Ticket office (319-335-9309) or UI Athletics Event Management (319-335-9247).

**On The Covers**

The outside front cover features Iowa seniors OL Brandon Scherff (68), RB Mark Weisman (45), DL Louis Trinca-Pasat (90), WR Kevonte Martin-Manley (11) and DL Carl Davis (71).

The inside front cover features the 2014 Leadership Group, the inside back cover features former Hawkeye defensive coordinator Norm Parker, and the outside back cover features Iowa's three trophy game victories in 2013.

**Iowa's Leadership Group**

Iowa's Leadership Group for 2014, a group that serves in the role of team leaders, includes 12 players who are voted on by class. Permanent team captains are named at the conclusion of each season.

The 2014 group is pictured on the inside front cover and includes (l-r): junior QB Jake Rudock, junior OL Austin Blythe, senior DT Louis Trinca-Pasat, redshirt freshman LB Joesey Jewell, senior DT Carl Davis, senior RB Mark Weisman, senior OL Brandon Scherff, junior DB Jordan Lomax, sophomore QB C.J. Beathard, senior LB Quinton Alston, sophomore OL Ryan Ward, and redshirt freshman OL Sean Welsh.

**2014 Schedule**

Date	Opponent	Location	Time (TV)
#& 8/30	Northern Iowa	Iowa City	11 a.m. (BTN)
9/6	Ball State	Iowa City	2:30 p.m. (ESPN2)
9/13	Iowa State	Iowa City	2:30 p.m. (ABC/ESPN/ESPN2)
9/20	at Pittsburgh	Pittsburgh, Pa.	TBA
9/27	at Purdue	W. Lafayette, Ind.	11 a.m. (ABC/ESPN/BTN)
10/4	Open		
* 10/11	Indiana	Iowa City	11 a.m. (ABC/ESPN/BTN)
10/18	at Maryland	College Park, Md.	11 a.m. (ABC/ESPN/BTN)
10/25	Open		
\$ 11/1	Northwestern	Iowa City	TBA
11/8	at Minnesota	Minneapolis, Minn.	TBA
11/15	at Illinois	Champaign, Ill.	TBA
11/22	Wisconsin	Iowa City	TBA
11/28	Nebraska	Iowa City	TBA

# - Varsity Club Day; & - Fry Fest Weekend; \* - Homecoming; \$ - Family Weekend. **NOTE: Times listed are central time and subject to change**

**2013 Results (8-5 overall, 5-3 Big Ten)**

Date	Opponent	Result
8/31	Northern Illinois	L, 30-27
9/7	Missouri State	W, 28-14
9/14	at Iowa State	W, 27-21
9/21	Western Michigan	W, 59-3
* 9/28	at Minnesota	W, 23-7
* 10/5	Michigan State	L, 26-14
* 10/19	at Ohio State	L, 34-24
* 10/26	Northwestern	W, 17-10 (OT)
* 11/2	Wisconsin	L, 28-9
* 11/9	at Purdue	W, 38-14
* 11/23	Michigan	W, 24-21
* 11/29	at Nebraska	W, 38-17
# 1/1	LSU	L, 21-14

\* - Big Ten Conference Game, # - 2014 Outback Bowl, Tampa, Fla.

**Fall Schedule**

Saturday, Aug. 2	Freshmen report
Sunday, Aug. 3	Varsity players report
Monday, Aug. 4	First practice
Monday, Aug. 4	Media Day
Saturday, Aug. 16	Kid's Day, Open scrimmage
Monday, Aug. 25	First day of classes
Saturday, Aug. 30	First game vs. Northern Iowa

**Iowa Quick Facts**

Location:	Iowa City, Iowa 52242
Enrollment:	31,065
Founded:	1847
President:	Sally Mason
Athletic Director:	Gary Barta
Nickname:	Hawkeyes
Colors:	Gold and Black
Conference (Division):	Big Ten (West Division)
School song:	On Iowa
Mascot:	Herky the Hawk
Stadium (Year Built):	Kinnick Stadium (1929)
Capacity:	70,585
Surface:	Field turf
Head Coach:	Kirk Ferentz
Career Record:	120-100 (18 years)
Record at Iowa:	108-79 (15 years)
Big Ten Record:	64-56

<b>Lettermen Returning/Lost:</b>	<b>39/18</b>	<b>Starters Returning/Lost:</b>	<b>14/10</b>
Offense:	22/7	Offense:	8/3
Defense:	16/9	Defense:	5/6
Specialists:	1/2	Specialists:	1/2

<b>Lettermen Breakdown:</b>	<b>39</b>	<b>Squad Breakdown by class:</b>	<b>119</b>
Three-year:	6	Seniors:	18
Two-year:	18	Juniors:	25
One-year:	15	Sophomores:	20
<b>Offense:</b>	<b>Multiple</b>	Redshirt Freshmen:	29
<b>Defense:</b>	<b>4-3</b>	First-year Freshmen:	27

**Big Ten Conference Football Divisions**
**West Division**

Illinois  
**IOWA**  
 Minnesota  
 Nebraska  
 Northwestern  
 Purdue  
 Wisconsin

**East Division**

Indiana  
 Maryland  
 Michigan  
 Michigan State  
 Ohio State  
 Penn State  
 Rutgers

**Iowa Athletic Communications**

Office - - (319) 335-9411  
 FAX - - (319) 335-9417  
 Press Box - - (319) 335-9466/9467  
 Director/FB Contact: Steve Roe 319-339-0980 (H); 319-430-6346 (C)  
 Secondary Football: Matt Weitzel 319-430-8176 (C)  
 Assistants: James Allan, Chris Brewer, Jil Price, Patrick Sojka, Traci Wagner

**Overnight Mailing Address:** Athletic Communications  
 S300, Carver-Hawkeye Arena  
 One Elliott Dr.  
 Iowa City, IA 52242

**IOWA VIDEO HIGHLIGHTS** - Each Tuesday, Iowa offers video highlights of Coach Kirk Ferentz' weekly news conference, plus player clips & highlights. The video will normally be available, via the UI Drop Box, by 3 p.m. CT, or via the following link:

<https://www.dropbox.com/sh/rwtnlapoyg59ngu/EYUE4OUqp5?lst>

Following is the login information:

**Login:** Ath-media@uiowa.edu  
**Password:** hawkeyes14

**IOWA ON THE INTERNET** - Updated information on the University of Iowa football team and all athletic programs is also available on the University of Iowa's athletic department home page on the Internet. During the season, live game stats are available on the Internet through the Iowa home page, [hawkeyesports.com](http://hawkeyesports.com). Fans can also access information via twitter: @HawkeyeFootball and @thelowaHawkeyes.

**E-MAIL SERVICE AVAILABLE** - If you wish to receive game notes, game statistics and season statistics via e-mail, contact the Iowa Athletic Communications office prior to the start of the season to supply your e-mail address. Releases are e-mailed each Monday and all game stats, coaches' quotes and season stats are available each Saturday following the game.

**MEDIA INFORMATION** - Additional information concerning game day operations at Kinnick Stadium and information for obtaining media credentials for Iowa home games can be found on pp. 202-203 of this guide. To apply for credentials, visit [hawkeyesports.com/media](http://hawkeyesports.com/media). The 2014 Iowa Football media guide is available through the UI Athletic Communications office and at [hawkeyesports.com](http://hawkeyesports.com).

***ALL INTERVIEWS SHOULD BE ARRANGED THROUGH THE IOWA ATHLETIC COMMUNICATIONS OFFICE.***

**Sally Mason****President, The University of Iowa**

Sally Mason became the 20th President of the University of Iowa on August 1, 2007. Trained as a cell developmental biologist, she also holds a full professorship in the Department of Biology in the College of Liberal Arts and Sciences.

At Iowa, President Mason has spearheaded a sustainable university initiative, making sustainability a central priority of all aspects of the university enterprise. Currently, she is overseeing campus rebuilding in the wake of the historic

2008 flooding, especially the renewal of an arts campus for the 21st century. Under President Mason's leadership, the UI has successfully met the country's recent economic challenges through careful planning, strategic prioritization, and increased efficiency. Other major accomplishments during President Mason's tenure have been a student success initiative that has led to increased enrollment and student retention, as well as an expansion of partnership agreements with Iowa's community colleges in order to offer UI degrees to students throughout the state through on-site and distance learning programs. President Mason successfully advocated for a tuition freeze for resident undergraduate students for the 2013–2014 academic year, the first tuition freeze in thirty years.

The daughter of an immigrant father and the first child in her family to attend college, President Mason received her B.A. in zoology from the University of Kentucky in 1972, her M.S. from Purdue University in 1974, and her Ph.D. in cellular, molecular, and developmental biology from the University of Arizona in 1978. She spent two postdoctoral research years at Indiana University before joining the molecular biosciences faculty at the University of Kansas in 1981, where she received awards for outstanding undergraduate advising and teaching and was awarded a prestigious Kemper Teaching Fellowship. After stints as acting chair of the Department of Physiology and Cell Biology and associate dean in the College of Liberal Arts and Sciences, in 1995 she won appointment as the dean of the College of Liberal Arts and Sciences, the largest academic unit on the KU campus. President Mason served as provost of Purdue University from 2001–2007, where she was responsible for planning, managing, and reviewing all academic programs at Purdue's West Lafayette campus and four affiliated branch campuses throughout Indiana.

President Mason is the author of many scientific papers and has obtained a number of research grants from the National Science Foundation, the National Institutes of Health, the Wesley Research Foundation, and the Lilly Endowment. Her research interests have focused on the developmental biology, genetics, and biochemistry of pigment cells and pigments in the skin of vertebrates, and she served as president of the PanAmerican Society for Pigment Cell Research. Since 2006, President Mason has been appointed by the President of the United States to three terms on the National Medal of Science President's Committee, including a term as chair. She has also served as chair of the Advisory Committee to the National Science Foundation (NSF) Directorate for Education and Human Resources (EHR) and chair of the American Association for the Advancement of Science (AAAS) review panel of the NSF Science and Technology Centers Program.

President Mason has held many leadership positions in higher education and national organizations, including president of the Council of Colleges of Arts and Sciences; member of the board of directors of the American Council on Education (ACE); member of the executive committee of the Committee on Institutional Cooperation (CIC); chair of the Iowa Coordinating Council for Post-High School Education (ICCPHSE); and co-chair of the Task Force on National Energy Policy and Midwestern Competitiveness of the Chicago Council on Global Affairs.

Currently, President Mason serves as chair of the Board of Directors Executive Committee of the Association of Public and Land-grant Universities (APLU); member of the Board of Trustees of the Universities Research Association; member of the Board of Directors of Campus Compact, the national coalition of college and university presidents committed to fulfilling the civic purposes of higher education; chair of the Big Ten Council of Presidents and Chancellors; member of the Washington Center Council of Presidents; and member of the board of trustees of the Herbert Hoover Presidential Library Association.

President Mason is married to Ken Mason, an educator and textbook author who teaches biology at the University of Iowa.

*"Welcome to a new season of Iowa football!"*

*Last year, the Hawkeyes won eight games and participated in the 2014 Outback Bowl, our seventh January bowl event since 2002! I'm very excited to join you in another year of cheering the Iowa black and gold on to success in 2014.*

*Hawkeye dedication and hard work in the classroom and in the stadium exemplify the University of Iowa spirit. Last year, James Morris was named first team Academic All-America, along with earning postgraduate scholarships from the NCAA and the Big Ten Conference. Two additional players earned district academic All-America honors and 14 Hawkeye players earned academic All-Big Ten honors.*

*We are also proud that the Hawkeyes have reached a Graduation Success Rate of over 80 percent the last two years, the highest ever for our football team. Our Hawkeyes bring their excellence into the big time, too, once they leave the university. This year, we had three players drafted in the NFL, bringing the number of NFL selections to 22 over the past five years.*

*I thank Coach Kirk Ferentz—the dean of Big Ten coaches—and the entire coaching and athletic staff for their excellent work with our players. The coaches' leadership and teaching, combined with the dedication and talent of our team members, have led the Hawkeyes to impressive success. We could not be more proud of the talented student-athletes who have performed so well under the leadership of a great coach and tremendous coaching staff.*

*I know that Hawkeye fans create a wonderful atmosphere here in Iowa City on football Saturdays, and loyal season ticket holders from all 99 Iowa counties help generate a special brand of excitement that all fans and visitors enjoy. You certainly seem to help the Hawkeyes on the field, too—Iowa is 61-20 in Kinnick Stadium in the last 13 seasons.*

*I am proud to be a Hawkeye, and I am pleased to welcome you to another year of great Iowa football action!"*

Sally Mason  
President  
The University of Iowa





**Gary Barta**  
 Director of Athletics

Gary Barta is entering his ninth year as director of athletics at the University of Iowa and his 27th year as a university leader.

The 2014-15 athletics season at the UI will build on significant momentum gained a year ago as a result of multiple successes competitively, academically, and in positive community impact displayed by Iowa coaches, student-athletes, and administrators. Last year also included record-setting fundraising support and corporate participation, as well as the completion of facility construction projects critical to the long-term success of the Iowa Hawkeyes.

Progress and success on the fields, courts, tracks, and mats was significant in 2013-14. A return to participation in a postseason bowl game by the Iowa football team, a return to the NCAA Tournament by the UI's men's basketball team, a fourth place national finish in wrestling, the seventh straight NCAA Tournament appearance by Iowa women's basketball, an invitation to the postseason Big Ten Tournament by the Hawkeye baseball team, postseason NCAA competition for Iowa's men's golf, and the UI's men's and women's track and field teams, and a historic first time invitation to the NCAA Tournament for women's soccer highlighted the 2013-14 year competitively for the UI.

In fact, only six other programs in the country, in addition to the UI, had its football team appear in a New Year's Day bowl, and both its men's and women's basketball teams compete in the NCAA Tournament.

Academic success by the more than 600 student-athletes who participate in 24 sport programs has always been one of the very highest priorities at the University of Iowa and remains so today under Barta's direction. That commitment to the "student" in "student-athlete" resulted in a record-setting NCAA Graduation Success Rate (GSR) of 88, a mark that was a full seven percentage points better than the national average. The GSR's for Iowa's football (81), men's basketball (88), and women's basketball (91) programs all bested the national averages for their sport: 70, 68, and 86, respectively.

In addition, the NCAA's 2013 graduation report also revealed that Iowa's federal graduation rate of 72 was seven points better than its peers nationally and two points better than its peers on the UI campus. Paced by all-time high Academic Progress Report (APR) scores in nine sports programs, all of the UI's intercollegiate athletics programs were determined by the NCAA in spring 2014 to be achieving at a rate academically that surpassed the national benchmark.

Barta also believes strongly that his staff and student-athletes contribute to the community. That commitment manifests itself in literally thousands of hours of community service annually. The Hawkeyes' efforts in 2013-14 include a leadership role in "Herky on Parade," the largest public art program staged in the state of Iowa which the UI Athletics Department executes in cooperation with the Iowa City Coralville Convention and Visitors Bureau. It is anticipated that the Parade will bring tens of thousands of visitors to the greater UI, Iowa City, Coralville, and North Liberty community this spring, summer, and fall, and a six-figure contribution to the United Way of Johnson County and the United Way of Washington County when the project is completed.

The UI Athletics Department also stages an annual "Day of Caring" each April where student-athletes of all 24 of the UI's sports teams provide assistance to a wide variety of not-for-profit organizations. The UI football program also stages annually the Iowa Ladies Football Academy. That effort has generated more than \$1 million of support for the new University of Iowa Children's Hospital.

These are two of the most public annual activities of community support by the Hawkeyes, who also make regular visits to the UI Hospitals and Clinics, and local elementary schools.

A closer look at the 2013-14 athletics year reveals the following successes:

- Ron Rainey's Iowa women's soccer team opened its season with eight straight victories, advanced to the championship game of the 2013 Big Ten Soccer Tournament, and received the first invitation to the postseason national championship in school history. The Hawkeyes also established a school record for attendance when more than 1,500 were on hand for Iowa's 3-0 victory over Iowa State in the annual Iowa Corn Cy-Hawk Series match.
- Kirk Ferentz' Iowa football team doubled its win total from the previous season, won three "Trophy Games" – the Iowa Corn Cy-Hawk Series, Floyd of Rosedale, and the Hy-Vee Heroes Game – all on the road, and ended the regular season with victories over Michigan and at Nebraska en route to an invitation to the 2014 Outback Bowl. It marked the 12th bowl game and seventh January bowl game under Ferentz and signaled a return to the national stage for the Hawkeyes. It also came with an extra bonus: The Hawkeyes travelled to Tampa as one of just 17 bowl-bound college football teams with a Graduation Success Rate (GSR) greater than 80 (Iowa's was 81) and as the highest ranked Big Ten team participating in a bowl game, according to GSR.
- Lisa Bluder's Iowa women's basketball team won a school-record-tying 27 games – including 14 on Mediacom Court in Carver-Hawkeye Arena, en route to its seventh straight appearance in the NCAA Tournament, a number that only 13 other programs across the country can match. Postseason play was particularly fun for the Hawkeyes: Iowa won three games to advance to the championship game of the 2014 Big Ten Tournament and won its first round game in NCAA Tournament play for the second straight season.
- Fran McCaffery continued his revitalization of the UI's men's basketball program by guiding the Hawkeyes to their first NCAA Tournament in seven years. The Hawkeyes won 20 or more games for the second straight season and climbed as high as 10th in the national rankings. The Hawkeyes' 2013-14 season came to an official close in June when Devyn Marble was selected in the second round of the NBA Draft. Marble became the first Hawkeye selected in the draft since Adam Haluska's selection in 2007.
- Tom Brands' Iowa wrestling team crowned one national champion and had six Hawkeyes earn All-American status en route to a fourth place finish at the 2014 national championship.
- Rick Heller surprised the country by guiding the Hawkeye baseball team to 30 victories and participation in the 2014 Big Ten Baseball Tournament – in his first season as the UI's head coach. It was Iowa's first appearance in the league's postseason tournament in four years. Five Hawkeyes were named All-Big Ten and three were selected in the 2014 Major League Baseball Draft.
- Mark Hankins' men's golf squad made it six straight postseason invitations when the Hawkeyes were sent to participate in the 2014 NCAA Regional in Columbia, Missouri. The Hawkeyes advanced on the strength of a regular season that included three first-place finishes and a third-place finish at the 2014 Big Ten Conference Championship, a performance that included the low team score for the event's final round.
- Long-time director of track Larry Wiczorek announced his retirement the week before Iowa sent 11 student-athletes to compete in eight different events at the 2014 NCAA Division I Track and Field Championships. The Hawkeyes responded with all earning All-America status, including senior Zinnia Miller, who was honored for her efforts in the long jump and triple jump, and freshman Brittany Brown, who was honored for her success in the 200-meters and as a member of Iowa's 400-meter relay team.

The year was also busy administratively for Barta with the hiring of a new deputy director of athletics – Gene Taylor, the long-time director of athletics at North Dakota State University, who began his career at the United States Naval Academy. Barta also hired Iowa City native Bond Shymansky to lead the UI volleyball program, another Iowa City native, Joey Woody, to fill the vacancy created by the departure of Wiczorek, and Dave Dilanni, the long-time coach of the NCAA Division II women's soccer powerhouse Grand Valley State to lead the Hawkeyes.



Shymansky has had tremendous success since beginning his coaching career at Iowa City High School, most recently as the head coach at Marquette University. Woody, a four-time All-American and world champion, has played an instrumental role in Iowa's recent successes on the track as an associated head coach for track and field for the Hawkeyes. Dilanni compiled a 221-18-18 record at GVS, guiding the Lakers to three NCAA Division II national championships and seven Final Four appearances in the last eight seasons.

The Hawkeyes' success academically and in competition also fueled interest in the Hawkeyes to levels matched by less than a handful of Iowa's peers: The UI is one of only four programs in the country to have its football, men's basketball, and women's basketball programs all rank among the nation's Top 25 in attendance.

Iowa also once again led the nation in attendance for wrestling and continues to rank among the leaders in Facebook and Twitter measures, and also traffic to its official world wide web site, hawkeyesports.com. In fact, 2013-14 was the busiest athletics year in the history of hawkeyesports.com in terms of unique visitors (4.3 million) and the second busiest in terms of total pages downloaded (22.8 million).

Barta and his staff have successfully leveraged the burgeoning interest in the Hawkeyes to drive fundraising and corporate support of the UI Athletics Department to record levels. Private gifts to the National I-Club for annual giving and support of capital projects exceeded \$28 million in 2013-14. Participation in the offerings of Hawkeye Sports Properties, the exclusive multi-media partner of the UI Athletics Department, resulted in a record \$6.1 million of revenue in 2013-14.

These sources of income help Barta to fund an \$85 million annual operations budget, a budget that is 100 percent self-generated – the UI receives no state tax dollars to operate its intercollegiate athletics program – and balanced in spite of scholarship costs that will easily exceed \$10 million in 2014-15. The UI Athletics Department also is responsible for such things as medical expenses for its student-athletes (\$800,000 in 2013-14), the cost of utilities to operate its facilities (\$400,000 last year), and, of course, salaries and benefits for the more than 200 full-time employees.

Barta has also used private and corporate support to enhance the infrastructure used by Iowa's sports programs. For example, the Hawkeye football program will move into the \$55 million state-of-the-art Richard O. Jacobson Football Operations Building, which includes the Stew and LeNore Hansen Football Performance Center, in late summer. To date, more than \$35 million of private support has been generated for this important project.

Completion of the home of the nationally ranked Iowa football program will mean the UI Athletics Department will have invested more than \$220 million in construction and renovation under Barta's leadership. The list of projects completed under Barta's direction includes an investment in technology at historic Kinnick Stadium that includes a new sound system to be installed prior to the 2014 season, construction of the Hoak Family Golf Complex, the revitalization of Carver-Hawkeye Arena, construction of the P. Sue Beckwith, M.D., Boathouse, the UI Athletics Department's contribution to the construction of the Campus Recreation and Wellness Center, replacement of the turf at Grant Field, installation of artificial turf at Duane Banks Field, and resurfacing of the outdoor courts at the Hawkeye Tennis and Recreation Complex.

The work is not complete, however. The UI Athletics Department this fall will begin installation of a new video wall, outfield fence, and artificial turf in the outfield of Duane Banks Field. Barta and his team are busy investigating the finalization of a master facilities plan that includes the expansion of "Hawkeye Campus," the current home of the Iowa field hockey and soccer programs, UI Sports Medicine, the UI Athletics Hall of Fame and Museum, a new indoor turf facility that also includes an outdoor surface to be used as the practice field for the Hawkeye Marching Band, and the Hawkeye Tennis and Recreation Complex located on the far western edge of the UI's campus adjacent to the UI's Finkbine Golf Course and near the UI's Ashton Cross Country Course.

Barta's involvement in the UI campus and the greater Iowa City communities extends far beyond his position as director of the UI's intercollegiate athletics programs. He is a member of the President's Cabinet, comprised of vice presidents and other campus leaders who provide counsel to UI President Sally Mason.

That group was instrumental in the UI's response to record-setting flooding that besieged the campus and the Iowa City and Coralville community in June 2008 and will be directly involved in positioning the UI for growth in the immediate and long-term future as the institution adjusts to a shift in the funding model used by the State of Iowa's Board of Regents.

Barta also represents the UI and the Hawkeyes at the conference and national level. During his tenure at the UI, he has participated in the creation and implementation of the Big Ten Network, the expansion of the Big Ten Conference and realignment of athletics conferences nationally, and the Big Ten's postseason bowl game agreements that were successfully implemented in 2010.

Barta remains active on the Conference and NCAA level. He is involved in committee work with NCAA Football, the Division IA Athletic Directors Association, and is an ongoing participant in the National Association of Collegiate Directors of Athletics (NACDA).

Barta is also involved in a variety of community groups, including the United Way of Johnson County and the Partnership for Alcohol Safety, a joint effort between UI campus leaders and the city of Iowa City.

Barta often suggests to his staff that "Hope is not a strategy," which is why the Department has just completed a comprehensive review and rewriting of the strategic plan for the UI Athletics Department and continues to work with the UI's leadership on a long-term financial plan.

As the director of athletics at the University of Wyoming for three years, seven different UW coaches were named Mountain West Conference Coach of the Year. He also spearheaded a fund-raising effort that netted the Cowboy athletics program \$11 million in private support and \$11 million in matching state fund.

As the senior associate athletics director at the University of Washington, he directed the "Campaign for the Student-Athlete," was a participant in the design, construction and/or renovation of several UW athletics facilities, including Bank of America Arena and the Dempsey Indoor Practice Facility. In addition to almost doubling the amount of annual private support received by UW, Barta also managed the department's external relations division, a task that included corporate sponsorship and radio contracts.

His responsibilities at Washington expanded over time to include hiring of coaching and administrative staff, and the day-to-day oversight of several Huskie sport teams.

The roots of his development experience extend to his first two positions: director of development at his alma mater, North Dakota State University, and director of athletics development and external relations at the University of Northern Iowa.

Barta earned a Bachelor of Science degree in mass communication and broadcast journalism from NDSU in 1987. He was an option quarterback for Bison football squads that won the Division II NCAA National Championship in 1983, 1985 and 1986.

Barta, and his wife, Connie, have a son, Luke (16) and a daughter, Madison (14). He was born Sept. 4, 1963, in Minneapolis.



**The Barta Family (l-r): Luke, Connie, Madison and Gary.**



**Kirk Ferentz**  
**Head Football Coach**  
**16th Year at Iowa**

Kirk Ferentz is in his 16th season as head football coach at the University of Iowa. His tenure as Iowa's head football coach trails only Hayden Fry, who led the Hawkeyes for 20 seasons (1979-98). Ferentz is the longest tenured of Big Ten Conference football coaches. He is tied for third in coaching longevity among BCS schools.

Following the 2009 campaign Ferentz was named Dave McClain Big Ten Coach of the Year for the third time in eight years. He joined the select company of Hayden Fry, Joe Paterno (Penn State) and Bo Schembechler (Michigan) in winning the prestigious award at least three times. He was named Big Ten Coach of the Year in 2002 and 2004. He was also named national Coach of the Year by the Associated Press and Walter Camp Foundation in 2002. Ferentz was named a 2009 Regional Coach of the Year by the American Football Coaches Association as well. Ferentz had guided Iowa to 11 bowl appearances in 15 seasons. His six bowl victories put him in a tie for third all-time among Big Ten coaches.

Under Ferentz, the Hawkeyes have put together the greatest run in school history. The 2013 season marked the fourth time in six years the Hawkeyes won eight or more games. Iowa's return to the postseason in 2013 marked one of the best turn-around seasons of the year, as the Hawkeyes improved their win total by four games over the previous season. Iowa was 5-3 in Big Ten play, including a 4-1 record within the Legends Division.

The Hawkeyes won 11 games in 2002 and 2009 and 10 games in 2003 and 2004. With a 7-5 record in 2005, Iowa posted a four-year mark (2002-05) of 38-12, the best in school history. In addition, Iowa's 25 Big Ten wins were the most ever by a Hawkeye team in a four-year span. No other Big Ten team won more league games over that four-year period. He is 108-79 (.578) in his 15 years as Iowa's head coach.

Ferentz and his staff have led the Hawkeyes to bowl eligible status in 12 of the last 13 seasons. The Hawkeyes appeared in six straight bowl games between 2001 and 2006, the second longest bowl streak in school history (Iowa appeared in eight straight bowl games from 1981-88). Iowa's streak under Ferentz included a string of four straight January bowls from 2002-05. Iowa was just one of eight schools in the nation to appear in six January bowl games between 2002-09. The Hawkeyes have placed in the Big Ten's first division in 11 of the last 13 seasons, including a second place finish in the Legends Division in 2013.

The Hawkeyes are 61-20 (.753) in Kinnick Stadium since the start of the 2002 season, winning 29 of their last 40 home games. That mark includes a school-record 22-game winning streak (2002-05), which ended in an overtime loss. Iowa sold out 36 straight home games during that time and has sold out 62 of its last 72 games.

Iowa closed the 2013 regular season on a three-game win streak while winning four of its final five games. That streak included an overtime win over Northwestern, a 17-point rally for a 24-21 home win over Michigan and a 38-17 road win at Nebraska. The Hawkeyes won 3-of-4 trophy games a year ago.

Iowa's 4-8 record in 2012 included four losses by three points or less, including two games in which the opponent won on a field goal on the final play. Iowa was the only team in the nation to have six regular season games decided by three points or less. Three of Iowa's wins came over teams that advanced to postseason play. Senior DB Micah Hyde earned the Tatum-Woodson Defensive Back of the Year Award in the Big Ten and was selected by Green Bay in the 2013 NFL Draft.

Iowa posted a 7-6 mark in 2011 (4-4 in Big Ten). WR Marvin McNutt, Jr., was named the league's top receiver. McNutt and OL Riley Reiff were unanimous first-team all-Big Ten selections. McNutt set both single season and career receiving records. For the third straight year, six Hawkeyes were selected in the NFL Draft. Reiff became Iowa's third first round selection in the last three years.

The 2010 Hawkeyes were ranked virtually the entire season. Iowa capped the season on a high note with a 27-24 win over 12th-ranked Missouri in the Insight Bowl. The win gave the Hawkeyes an 8-5 season record (4-4 Big Ten, fourth place).

Four Hawkeyes were named to the first all-Big Ten team, while seven others were named second team. DE Adrian Clayborn was a finalist for the Lombardi and Ted Hendricks awards, punter Ryan Donahue was a finalist for the Ray Guy Punter of the Year Award and QB Ricky Stanzi was a finalist for the Johnny Unitas Senior Quarterback of the Year Award. Six Hawkeyes were selected in the 2011 NFL Draft.

The 2009 Hawkeyes (11-2) won their first nine games (a school record) while ranking as high as fourth in the BCS rankings. The loss of starting QB Ricky Stanzi in the 10th game was a key factor in Iowa losing two straight games before winning its regular season finale and the 2010 FedEx Orange Bowl. Iowa finished in a tie for second (6-2) in the Big Ten, falling to Ohio State on the road in overtime in what was, essentially, the Big Ten title game.

Seven Hawkeyes earned first team all-Big Ten honors in 2009, including OL Bryan Bulaga, who was named league Offensive Lineman of the Year. Six Hawkeyes were selected in the 2010 NFL Draft.

The 2008 Hawkeyes caught fire in the second half of the season by winning six of their final seven games. Iowa finished the season with a 9-4 record (5-3 in the Big Ten), with the losses coming by a total of 12 points. A win over previously undefeated and third-ranked Penn State (24-23) was the biggest highlight of the successful stretch run. The icing on the cake was a convincing 31-10 win over South Carolina in the 2009 Outback Bowl at Tampa, Fla. Iowa finished 20th in both the AP and coaches final polls.

Four Hawkeyes made the 2008 first all-Big Ten team, with two gaining considerable individual honors. RB Shonn Greene won the Doak Walker Award as the nation's top running back. He was also the winner of the Chicago Tribune's Silver Football, emblematic of the league's most valuable player. He was named the Big Ten's offensive Player of the Year by both league coaches and media. Greene was also the MVP of the Outback Bowl. DT Mitch King was named the league's Defensive Lineman of the Year while earning all-league first team honors for the second straight year.

Iowa's 6-6 record in 2007 included a 4-4 mark in Big Ten play. Iowa climbed as high as 12th in the 2006 polls while winning five of its first six games. Injuries and inopportune mistakes played a role as the Hawkeyes struggled for consistency during the second half of the season. Still, a 24-21 loss to 15th-ranked Wisconsin and a two-point loss to 16th-ranked Texas in the Alamo Bowl showed Iowa's toughness.

Ferentz led Iowa to a third place Big Ten finish in 2005. An overtime loss to Michigan and a last-minute, one point loss at Northwestern is all that kept the Hawkeyes out of contention for a third Big Ten title in four years. Iowa returned to the Outback Bowl, its fourth straight January bowl game.

Ferentz led the 2004 Hawkeyes to their second Big Ten title in three years, being named Big Ten Coach of the Year for the second time. A victory in the 2005 Capital One Bowl (30-25 over defending national champion LSU) capped off a third straight appearance in a January bowl game as Iowa completed a 10-2 overall season (7-1 in the Big Ten).

Iowa put the topping on the 2003 and 2004 seasons by beating favored SEC teams in New Year's Day bowl games. The Hawkeyes ended the 2002, 2003 and 2004 seasons with an eighth place ranking in the final polls. On a national scale, Iowa's record over that three-year span ranked eighth best in the nation.

The 2003 Hawkeyes were the only Big Ten team to beat league champion Michigan (30-27). Five Iowa players were named to the 2003 first all-Big Ten team and two were named first team all-America. OL Robert Gallery was named winner of the 2003 Outland Trophy, which goes to the nation's top collegiate interior lineman. Iowa put the topping on the 2003 season by beating a favored Florida team (37-17) in the Outback Bowl on New Year's Day.

Iowa's 2002 team was probably the most decorated in school history. Ferentz was named 2002 Associated Press and The Walter Camp Football Foundation's Coach of the Year in college football. He was also named Big Ten Coach of the Year in a season that saw his team climb as high as third in the national rankings.

Ferentz led the 2002 Hawkeyes to their first Big Ten title since 1990 and the most wins (11) in school history. Iowa posted impressive road wins at Penn State and Michigan on its way to the school's first undefeated Big Ten campaign since 1922. The win over Michigan was the most convincing by a Wolverine opponent, in Ann Arbor, since 1967. Iowa also played in the BCS's FedEx Orange Bowl for the first time, having a nine-game winning streak snapped by Southern California.

Winning three of its final four games in 2001, Iowa earned an invitation to the Sylvania Alamo Bowl in San Antonio, Texas, where the Hawkeyes defeated Texas Tech 19-16 in their first bowl appearance of the Ferentz era.

The foundation of Kirk's Iowa program was established in his first two seasons and began to pay dividends late in the 2000 season when the Hawkeyes won in double overtime at Penn State. Iowa returned home the following week to post a 27-17 win over Big Ten co-champion Northwestern, ranked 12th in the nation at the time.

Ferentz was named Iowa's 25th head football coach on December 2, 1998. He replaced Fry, who retired after 20 seasons with the Hawkeyes. At Iowa, Ferentz has an overall record of 108-79, including a 104-60 mark over the last 13 seasons. He has posted a 64-56 record in Big Ten play. His career record is 120-100 in 18 years as a collegiate head coach. Ferentz is one of just seven Big Ten coaches ever to guide a team to 10 wins or more in three straight seasons.

And while Ferentz has guided the Iowa program to great success on the field, the Hawkeyes have also made their mark in the classroom. In the most recent release on academic standings (October, 2013), Iowa's football team compiled a Graduation Success Rate (GSR) of 82, which is 14 points above the national average. The 2012-13 Academic Progress Report (APR) showed a score of 961 for Iowa football, a 12-point increase from the previous year and a score that ranked well above the national average.

In 2005, Iowa tied Southern Cal and Virginia Tech with the best football student-athlete graduation rate (58%) among all Division I teams earning a bowl invitation. Among the teams which participated in bowl games following the 2002, 2003 and 2004 seasons, only Iowa and Southern Cal ranked in the top five in graduation rates in each of the three seasons.

Along with Ferentz earning conference and national Coach of the Year recognition, members of his staff have also been well recognized. The late Norm Parker, Iowa's defensive coordinator for 13 seasons, was named 2011 Assistant Coach of the Year by the Football Coaches Association of America. Parker was also a finalist for the 2004 and 2005 Frank Broyles Award, which also recognizes the top Division I assistant coach in the nation. Parker retired following the 2011 season. Phil Parker, who is in his 16th year on the staff and his third year as defensive coordinator, was named by Rivals.com in March, 2011 as a first team member of its College Football Coach Dream Team.

Rivals.com in 2007 named former assistant Eric Johnson one of the top recruiters in the Big Ten Conference and the nation. Ron Aiken, Iowa's defensive line coach through the 2006 season, was the American Football Coaches Association Division I Assistant Coach of the Year in 2002. And most recently, linebacker coaches Jim Reid and LeVar Woods were named by FootballScoop as the 2013 national Linebacker Coaches of the Year.

Under Ferentz and his staff, Hawkeye players have gathered all-Big Ten and national recognition at a record pace. Five Hawkeye players have earned national Player of the Year honors at their position. Those include offensive lineman Robert Gallery (Outland Trophy), place kicker Nate Kaeding (Lou Groza Award), quarterback Brad Banks (Davey O'Brien Award and AP Player of the Year), tight end Dallas Clark (John Mackey Award) and running back Shonn Greene (Doak Walker Award). Banks was also the runner-up in the 2002 Heisman Trophy voting.

In 2013, senior linebacker James Morris was one of 16 players in the nation to earn a National Football Foundation National Scholar-Athlete Award, which includes an \$18,000 post-graduate scholarship. He was one of four finalists for the Lott IMPACT Trophy and one of 12 finalists for the Weurffel Trophy. Morris was named to the Capital One first team Academic All-America team and received post-graduate scholarships from both the NCAA and the Big Ten Conference.

Banks (2002) and Greene (2008) were both named Big Ten Conference Player of the Year and conference MVP. Guard Eric Steinbach (2002), Gallery (2003), King (2008) and Bulaga (2009) were all winners of the Big Ten Lineman of the Year award. WR Marvin McNutt in 2011 and DB Micah Hyde in 2012 were named by the Big Ten Conference as the Player of the Year at their respective positions.

Another part of Iowa's success under Ferentz is reflected in the annual NFL Draft. Six Hawkeyes were drafted in each of the three NFL drafts from 2010-12. The 18 Hawkeye selections over those three seasons ranked first in the Big Ten Conference and tied as third best nationally. Three Hawkeyes were selected in the most recent NFL Draft.

In the 2014 draft, tight end C.J. Fiedorowicz and linebacker Christian Kirksey were third round selections. Linebacker Anthony Hitchens was a fourth round selection, while as many as 10 additional Hawkeyes were invited to NFL training camps. In the 2013 draft, defensive back Micah Hyde was a fifth round selection.

Reiff, an offensive tackle who declared for the draft following his junior season, was the 23rd overall pick (Detroit) in the 2012 NFL Draft. DL Adrian Clayborn was selected in the first round (20th selection, Tampa Bay) of the 2011 draft. OL Bryan Bulaga (23rd selection, Green Bay) was a first round pick in 2010 after also leaving for the NFL following his junior season. Bulaga was a starter for the Packers in the 2011 Super Bowl, at the time becoming the youngest player ever to start in the Super Bowl.

Joining Reiff in the 2012 NFL Draft were DL Mike Daniels (Green Bay, fourth round), OL Adam Gettis (Washington, fifth), DB Shaun Prater (Cincinnati, fifth), WR Marvin McNutt, Jr. (Philadelphia, sixth), and DB Jordan Bernstine (Washington, seventh).

Additional selections in the 2011 draft included DL Christian Ballard (Minnesota), QB Ricky Stanzi (Kansas City), OL Julian Vandervelde (Philadelphia), DL Karl Klug (Tennessee) and DB Tyler Sash (New York Giants).

Joining Bulaga in the 2010 draft were LB Pat Angerer (Indianapolis), DB Amari Spivey (Detroit), TE Tony Moeaki (Kansas City), LB A.J. Edds (Miami) and OL Kyle Calloway (Buffalo).

RB Shonn Greene (New York Jets) and DB Bradley Fletcher (St. Louis Rams) were the first two players selected, respectively, in the third round of the 2009 NFL draft. OL Seth Olsen (Denver) was a fourth round selection and TE Brandon Myers (Oakland) was selected in the sixth round.

In the 2008 NFL Draft, DB Charles Godfrey was a third round selection of the Carolina Panthers, while DE Ken Iwebema was a fourth round selection (Arizona) and LB Mike Humpal was selected in the sixth round (Pittsburgh).

LB Chad Greenway was a first round pick in the 2006 draft, with fellow linebacker Abdul Hodge being selected in the third round. In the 2007 draft, OL Marshal Yanda (third round, Baltimore), TE Scott Chandler (fourth, San Diego) and OL Mike Elgin (seventh, New England) were selected.

## Ferentz' Coaching Career

Team	Position, Years
Iowa	HC, 1999-present
Baltimore/Cleveland	OL, 1993-98
Maine	HC, 1990-92
Iowa	OL, 1981-89
Pittsburgh	GA, 1980
Worcester Academy	OL, DC, 1978-79
Connecticut	SA, 1977



In the 2005 NFL Draft, DE Matt Roth and DT Jonathan Babineaux were second round selections and DB Sean Considine was taken in the fourth round. Considine and Yanda played in the 2013 Super Bowl for Baltimore, each earning their first NFL championship ring.

Robert Gallery was the second selection in the 2004 NFL Draft, while Bob Sanders was selected in the second round as the first pick of the Indianapolis Colts. Nate Kaeding, a third round selection of the San Diego Chargers, became the first kicker since 2000 (and just the sixth ever) to be selected on the first day of the draft. Kaeding retired following the 2012 season as one of the most accurate field goal kickers in NFL history.

Overall, 49 players have been drafted in the past 12 years and 55 former Hawkeyes have been drafted under Ferentz. That includes six first round selections and 10 players being selected among the top 50 picks. In addition, nine Hawkeyes signed free agent contracts immediately following the 2004 draft. Six signed following the collective bargaining agreement prior to the 2011 season and six signed following the 2012 draft. Five players signed NFL free agent contracts the day after the 2003 and 2007 drafts, three in 2005 and 2008 and four following the 2006 and 2009 drafts.

Over the past 12 years, 114 of 128 (89 percent) of Iowa's senior starters under Coach Ferentz were selected in the NFL Draft or signed to an NFL free agent contract. Iowa ranks among Big Ten leaders in number of players drafted (52) over the past 13 years.

Among the former Hawkeyes who have gone on to play in the NFL, Kaeding (San Diego), Sanders (Indianapolis), TE Dallas Clark (Indianapolis), DL Aaron Kampman (Green Bay), LB Chad Greenway (Minnesota), and OL Marshal Yanda (Baltimore) have earned all-Pro recognition. Sanders was named by the Associated Press as the 2007 NFL Defensive Player of the Year. Greenway and Yanda, who were both drafted in 2006, were named to the Pro Bowl in both 2011 and 2012.

Ferentz joined the Iowa staff after serving as assistant head coach and offensive line coach of the Baltimore Ravens of the National Football League. He had been a part of the Baltimore (Cleveland Browns prior to the move) organization for six years.

Ferentz was a member of Hayden Fry's Iowa staff for nine years as offensive line coach (1981-89). Iowa appeared in eight bowl games during the time Ferentz was an Iowa assistant. A pair of Rose Bowls (1982 & 1986), two Holiday Bowl appearances (1986-87) and a pair of Peach Bowl visits (1982 & 1988), along with appearances in the Gator (1983) and Freedom (1984) bowls, highlighted his previous Iowa stay. Iowa's record in those nine years was 73-33-4 and included two 10-win and two nine-win seasons.

Offensive lines under the direction of Ferentz anchored four of Iowa's highest scoring offenses. Five of Iowa's top offensive teams, in terms of yards gained per game, were operating behind Ferentz coached offensive lines. And, seven of Iowa's top 10 passing teams of all time occurred during the Ferentz years of the 1980's.

Kirk's coaching career began as a student assistant (1977) at his alma mater, Connecticut. The next two years (1978-79) were spent at Worcester Academy, where Kirk also taught English literature. He served as a graduate assistant offensive line coach at Pittsburgh during the 1980 season. That Pittsburgh team (coached by Jackie Sherrill) finished with an 11-1 record and a number two national ranking.

He joined Fry's staff in 1981 and the Hawkeyes won their first conference title and Rose Bowl berth in over 20 years. A string of 19 straight non-winning seasons came to an end in 1981. Ferentz continued as Iowa's line coach thru the 1989 season.

Eleven Hawkeyes, coached by Ferentz (the assistant), went on to play in the National Football League. They were John Alt, Rob Baxley, Dave Croston, Scott Davis, Mike Devlin, Chris Gambol, Mike Haight, Ron Hallstrom, Joel Hilgenberg, Bob Kratch and Brett Miller. Alt, Haight and Hallstrom were first round picks in the NFL Draft and five of his players were first team all-Big Ten.

Ferentz was named head coach of the Maine Bears in 1990 and held that position for three years before being hired by Bill Belichick and the Cleveland Browns.

Kirk served as the honorary chair of the University of Iowa's 1999-00 United Way campaign and he serves on the National Advisory Board of the Bethesda Family Services Foundation. Kirk and his wife, Mary, have given multiple major financial gifts to the University of Iowa. Those gifts include a \$400,000 gift to the University's College of Liberal Arts and University Children's Hospital and a \$100,000 gift to the University's College of Liberal Arts in 2003.

The most recent gift is a commitment of \$500,000 to support the Iowa Football Legacy Campaign. The Iowa Football Legacy Campaign comprises two key projects for the Hawkeye football program: a new indoor practice facility, completed in 2012 and already in use; and the new Football Operations Center, set to open in July.

Kirk and Mary are very enthusiastic supporters of the University of Iowa Children's Hospital. From serving as advocates for the hospital across the state; to hosting and speaking at events to raise support for UI Children's Hospital; to their personal generosity in establishing the "Ferentz Family Pediatric Research and Education Endowment Fund" in 2007. In addition, the Iowa Women's Football Academy has pledged \$1 million to the University of Iowa's new Children's Hospital, currently under construction across the street from Kinnick Stadium.

Ferentz was born Aug. 1, 1955, in Royal Oak, Michigan. He attended Upper St. Clair High School in Pittsburgh. He graduated from the University of Connecticut in 1978 with a bachelor's degree in English Education. He was a football captain and an academic all-Yankee Conference linebacker at UConn.

Kirk received the Distinguished Alumnus Award from the Neag School of Education at the University of Connecticut in May, 2009. He was inducted into the Upper St. Clair High School Hall of Fame in September, 2002 and the Western Chapter of the Pennsylvania Sports Hall of Fame in May, 2003.

Kirk and his wife, Mary, have five children, and one granddaughter (Presley). They are Brian, Kelly, Joanne, James and Steven. Brian was a three-year letterman and captain (2003-05) with the Hawkeye football team and is in his third year as Iowa's offensive line coach. James was also a three-year letterman and captain (2010-12) for the Hawkeyes, starting at center in all 38 games in his last three seasons. Steven is in his third year in the Iowa football program in 2014. Joanne earned her bachelor's degree from Iowa in 2010 and Kelly earned her JD and MHA degrees from Iowa in 2010 and 2011.



**Mary and Kirk Ferentz.**



### Greg Davis

#### Offensive Coordinator and Quarterbacks

#### Third Year at Iowa

#### Recruits Quarterback position

Greg Davis, a 40-year coaching veteran, is in his third year as offensive coordinator and quarterbacks coach at the University of Iowa. Davis served in the same capacity at the University of Texas for 13 seasons (1998-2010).

Iowa's offense made strides in 2013 as the Hawkeyes posted an 8-5 overall record, placing second in the Legends Division and earning a spot in the 2014 Outback Bowl. Iowa's offense averaged 377 yards total offense per game, including 197 passing yards and 180 rushing yards per outing. In his first year as a starter, sophomore quarterback Jake Rudock passed for over 2,300 yards and 18 touchdowns.

Davis was named Frank Broyles Assistant Coach of the Year in 2005 after Texas won the BCS national championship. Texas has had just five quarterbacks start a game in the NFL, and Davis tutored three of them (Colt McCoy, Vince Young, Chris Simms).

Davis has coached in 19 bowl games, including the 2014 Outback Bowl with the Iowa Hawkeyes. He has also coached in the Holiday Bowl (four), Rose Bowl (three), Cotton (three), Gator (two), Independence (two), Fiesta, Alamo, Peach and Hall of Fame. Davis coached in the BCS national championship game twice (2006 and 2010 Rose Bowl games) and competed in the Grantland Rice Bowl as a player at McNeese State.

Under his guidance, the Texas offense produced 10 of the top 11 passing seasons, 11 of the top 13 total offense campaigns and the top nine scoring years in school history. Texas averaged 39.0 points per game from 2000-09, which ranked second nationally and first among BCS conference schools. In 2005, Texas set a then-NCAA record with 652 total points and a school record by averaging 50.2 ppg.

Under Davis, five Longhorns were named Big 12 Offensive Players of the Year, including RB Ricky Williams, 1998; QB Major Applewhite, 1999; QB Vince Young, 2005; QB Colt McCoy, 2008 and 2009. At Texas, Davis tutored three finalists for the Heisman Trophy, including two players who were second in Heisman voting, two winners each of the Walter Camp Football Foundation Players of the Year, Maxwell Award, Davey O'Brien Award, Manning Award and Archie Griffin Award. He tutored a winner of the Unitas Golden Arm Award, a Sporting News Player of the Year and Chevrolet Offensive Player of the Year.

In 2009, Texas averaged 39.3 points per game (third NCAA), 421.2 total yards (29th NCAA), 273.6 passing yards (22nd NCAA) and 147.6 yards rushing. Senior QB Colt McCoy led the nation in completion percentage (70.6) for the second straight year while taking home the WCFF Player of the Year Award, Maxwell Award, Davey O'Brien Award, Unitas Golden Arm Award and Manning Award. WR Jordan Shipley was also a finalist for the Biletnikoff Award.

In 2008, the Longhorns finished in the nation's Top 10 in pass efficiency (second/175.0), scoring offense (fifth/42.4 ppg), passing offense (seventh/308.3 ypg) and total offense (ninth/475.8 ypg). McCoy set a NCAA single-season record for completion percentage at 76.7 and set single-season school records for completions (332), yards (3,859), touchdowns (34) and passer rating (173.8). For the first time in school history and 11th in NCAA history, Texas had two receivers with at least 85 receptions and 1,000 receiving yards.

In 2007, Texas averaged 462.9 yards of total offense (13th NCAA), 207.5 yards rushing (17th NCAA) and 37.2 points per game (14th NCAA). McCoy completed 65.1 percent of his passes for 3,303 yards (No. 3 on Texas' single-season list) and 22 touchdowns.

Despite breaking in a freshman quarterback in McCoy in 2006, Davis helped Texas remain one of the nation's top offenses. McCoy finished the season as a Davey O'Brien Award semifinalist and was named National Freshman of the Year by Sporting News and the Touchdown Club of Columbus. As a whole, Texas finished 2006 ranked sixth in scoring offense (35.9 ppg) and 22nd in total offense (391.5 ypg).

Behind Davis' leadership, the Texas offense had a record-breaking year in 2005, one in which Davis was recognized as the nation's top assistant coach with the Frank Broyles Award. The Longhorns' 652 points were the most scored in NCAA history. They also set the school record for total offense with 6,657 yards. Texas became only the fifth team to average over 50 points per game (50.2 ppg) and 500 yards per game (512.1 ypg) in NCAA history.

Young also flourished under Davis in 2005, winning both the Davey O'Brien and Manning Awards as the nation's top quarterback. He also won the Maxwell Award and was the runner-up for the Heisman Trophy. He became the first player in NCAA history to throw for 3,000 yards and rush for 1,000 yards in a season.

The Longhorns took advantage of a veteran offensive line and All-America RB Cedric Benson in 2004 to finish the season ranked second in the country in rushing offense (299.2 ypg), seventh in total offense (464.4 ypg) and 12th in

scoring (35.3 ppg). As a sophomore, Young completed nearly 60 percent of his passes for 1,849 yards and 12 touchdowns. He also rushed for 1,079 yards and 14 scores and was the Rose Bowl MVP.

In 2003, Davis took an offense with two first-year starting quarterbacks and led it to, what was, the best total offense season in school history (5,709 yards) and a then-school record 533 points. The 3,023 rushing yards were the most for Texas since 1977.

As a redshirt freshman, Young became the first quarterback in school history to post better than 900 yards rushing (998) and passing (1,155) while earning Big 12 Freshman of the Year honors. Junior Chance Mock had the nation's top touchdown-to-interception ratio (16 TDs/2 INTs).

Under Davis in 2002, senior quarterback Chris Simms established school single-season records for touchdown passes (26) and touchdowns accounted for (30). His 3,207 passing yards and 3,083 yards total offense ranked second best for a single season.

Simms is second in Texas history with a 58.7 completion percentage (535-of-911) and second in passer efficiency rating (138.4). He ranks second on the school's all-time touchdown passes list (58) and fourth in passing yards (7,097).

One year earlier, Simms, the Big 12 leader in passing efficiency (144.25), started 12 games and threw 22 touchdown passes (No. 2 on UT's season list) as the Longhorns posted a 10-2 record in his 12 starts.

Davis spent 1999 directing an offense that was the first in school history and one of only four nationally to boast a 3,000-yard passer as well as a 1,000-yard rusher and receiver. He was named a finalist for the 1999 Frank Broyles Award as the nation's top assistant.

Applewhite set school season marks for passing yards (3,357) and total offense (3,211) en route to Big 12 co-Offensive Player of the Year honors.

In Davis' first year at Texas in 1998, the Longhorns became just the second unit in NCAA Division I-A history to feature a 2,000-yard rusher (Ricky Williams) and passer (Major Applewhite), as well as a 1,000-yard receiver (Wane McGarity). An early season injury forced redshirt freshman Major Applewhite into the lineup. Applewhite went on to set school freshman records for passing yards (2,453) and touchdown passes (18). He was named Big 12 Freshman of the Year.

Prior to his stint at Texas, Davis helped develop the quarterback duo of Chris Keldorf and Oscar Davenport, who teamed to complete 60% of their passes for more than 2,700 yards in each of Davis' two years at North Carolina.

Davis was the head coach at Tulane for four seasons (1988-91), where he succeeded Mack Brown. He spent three seasons (1985-87) as assistant head coach and wide receivers coach at Tulane under Brown. Davis spent two seasons (1992-93) as offensive coordinator and quarterbacks coach at Arkansas and two years (1994-95) as Georgia's passing game coordinator before joining Brown at North Carolina.

While at Georgia, Davis helped lead the Bulldogs to the 1995 Peach Bowl despite injuries to the team's top two quarterbacks. He did so by preparing converted slot back Hines Ward for the starting quarterback position. Ward set a school bowl game record by completing 31-of-59 passes for 413 yards in the Peach Bowl. Davis also coached first team All-American Eric Zeier, a third-round pick of the Cleveland Browns.

Davis began his college coaching career at Texas A&M, serving as the Aggies' quarterbacks coach (1978-84). He then joined Brown as assistant head coach and wide receivers coach at Tulane in 1985.

Davis began his career in the high school ranks while working toward his master's degree. He coached at Barbe High School (Lake Charles, La.) from 1973-74 and Port Neches-Groves High School (Port Neches, Texas) from 1975-77, where he helped lead the Indians to the 1975 Texas 4A state title.

The native of Groves, Texas, earned his bachelor's degree (sports administration, 1973) and master's degree (1977) from McNeese State.

Greg and his wife, Patsy, have two children, Greg Jr. and Stacey, and five grandchildren. Greg Jr. and his wife, Karen, have two daughters, Taylor and Kaylen. Stacey and her husband, Kory, have three children, a daughter, Brook, and two sons, K.J. and Davis.

### Davis' Coaching Career

Team	Position, Years
Iowa	OC, QBs, 2012-present
Texas	OC, QBs, 1998-2010
North Carolina	OC, QBs, 1996-97
Georgia	Passing Game Coord., 1994-95
Arkansas	OC, QBs, 1992-93
Tulane	Head Coach, 1988-91
Tulane	Ast. Head coach, WRs, 1985-87
Texas A&M	QBs, 1978-84
Port Neches-Groves HS	AC, 1975-77
Barbe HS	AC, 1973-74





**Phil Parker**  
**Defensive Coordinator and Secondary Coach**  
**16th Year at Iowa**  
**Recruits Michigan and Ohio**

Phil Parker, who served as defensive backs coach at the University of Iowa for 13 seasons, is in his third season as defensive coordinator. He returned to coaching Iowa's defensive secondary in 2013 as well. Parker was named by Rivals.com in March, 2011, as a first team member of its College Football Assistant Coach Dream Team.

Iowa has participated in 11 bowl games since 2001, including the 2014 Outback Bowl. The Hawkeyes won bowl games following the 2008, 2009 and 2010 seasons, defeating ranked opponents in both 2009 and 2010. The Hawkeyes have ranked in the final top 10 of both major polls four times in the past 12 seasons.

Iowa has appeared in seven January bowl games since 2001. The Hawkeyes have won 6-of-11 bowl games under Kirk Ferentz and his staff, including four January bowl victories. The January Bowl wins have come over Florida (2004 Outback), LSU (2005 Capital One), South Carolina (2009 Outback) and Georgia Tech (2010 Orange).

Iowa has won 97 games over the past 12 seasons, including 57 Big Ten games. The Hawkeyes earned a share of the Big Ten title in both 2002 and 2004 and tied for second in 2009. Iowa has finished in the Big Ten's first division in 11 of the past 13 years.

The Hawkeyes posted an 8-5 overall record in 2013, including a 5-3 Big Ten record to tie for second in the Legends Division. Iowa earned a spot in the 2014 Outback Bowl behind a solid defense that ranked among the national leaders in total defense (6th), first downs allowed (7th) pass defense (9th), scoring defense (9th), pass efficiency defense (17th) and rushing defense (19th).

Senior cornerback B.J. Lowery, a first team selection, was one of eight Hawkeye defensive players to earn all-Big Ten recognition. Safeties John Lowdermilk and Tanner Miller earned honorable mention recognition, while true freshman Desmond King was named to several All-Freshman honor teams. Lowery and Miller were both invited to NFL camps immediately following the 2014 NFL Draft.

Following the 2012 season, senior defensive back Micah Hyde was named the recipient of the Tatum-Woodson Defensive Back of the Year in the Big Ten Conference, earning first team All-Big Ten honors. Hyde was selected by Green Bay in the fifth round of the NFL Draft and had a very productive rookie season.

Iowa's secondary in 2011 was led by senior Shaun Prater, who earned first team all-Big Ten honors for the second straight season, Hyde, who earned second team honors and senior safety Jordan Bernstine. Over the past six seasons, Iowa ranks among the national leaders with 96 interceptions.

Prater was selected by Cincinnati in the fifth round of the 2012 NFL Draft, while Bernstine was selected by Washington in the seventh round.

The defensive secondary played a key role in Iowa's success in 2010. Iowa was second in the Big Ten in pass efficiency defense (115.1) and interceptions (19). Iowa tied for 11th in the nation in interceptions, returning four thefts for touchdowns. Prater and safety Tyler Sash were both named first team all-Big Ten, while Brett Greenwood earned second team honors and Hyde was honorable mention.

Sash started the final 34 games of his career and ranks fifth in career interceptions. He declared for the NFL following his junior season in 2010 and was a sixth round selection of the New York Giants. Sash earned a Super Bowl ring in his rookie season with the Giants in 2011.

In 2009, Iowa ranked third in the nation in pass efficiency defense and fourth in pass defense, while leading the Big Ten in both categories. The Hawkeyes tied for fifth nationally with 21 interceptions while ranking eighth in scoring defense and 10th in total defense. Sash and cornerback Amari Spivey both earned first team all-Big Ten recognition, while Greenwood was a second team selection. Spivey declared for the NFL Draft following his junior season in 2009 and was selected in the third round by the Detroit Lions.

In 2008, Iowa ranked fourth in the nation while tying a school record with 23 interceptions. The Hawkeyes led the Big Ten and ranked fifth nationally in pass efficiency defense (98.3) and scoring defense (13.0). Spivey earned second team all-conference honors, while Bradley Fletcher and Greenwood claimed honorable mention recognition.

Fletcher enjoyed an outstanding senior season in 2008, starting all 13 games. He was selected by St. Louis in the third round of the 2009 NFL Draft.

Under Parker's direction, safety Bob Sanders became the ninth Iowa player to earn first team all-Big Ten honors for three seasons (2001, 2002, and 2003). Sanders earned second team All-America honors in 2003 and was taken by Indianapolis in the second round of the 2004 NFL Draft. He ranks 10th in career tackles (348). Sanders earned all-Pro recognition with the Colts in 2005 and was selected to the Pro Bowl. He was a key contributor again in 2006 as the Colts won the Super Bowl. He was named the NFL's Defensive Player of the Year in 2007 and was again an all-Pro selection.

Senior cornerback Charles Godfrey led the Iowa secondary in 2007, recording five interceptions and 65 tackles. He earned second team all-Big Ten honors. Godfrey was selected in the third round of the 2008 NFL Draft, being selected by the Carolina Panthers as the 67th pick in the draft. He has been a starter in all six seasons with Carolina.

In 2006, senior safeties Marcus Paschal and Miguel Merrick combined for 149 tackles to lead the Hawkeye secondary. Paschal was a second team all-Big Ten selection and signed a free agent contract with Philadelphia. Merrick signed a free agent contract with San Diego.

In 2005, senior cornerback Antwan Allen was the only player in the nation to start in four straight January bowl games. He ended his career with 235 tackles and eight interceptions. Jovon Johnson, at the opposite corner, also started throughout his career. He ranks third in career interceptions (17) and had 181 career tackles. Johnson played with the Pittsburgh Steelers and New York Jets in the NFL and currently plays in the Canadian Football League. He was the CFL's Most Outstanding Defensive Player in 2011, becoming the first defensive back to win the award. He is a two-time CFL All-Star.

Safeties Derek Pagel and Sean Considine joined the Iowa program as walk-ons and earned their way into the starting line-up. Each helped the Hawkeyes win a Big Ten title as seniors and both were NFL Draft selections. Pagel earned second team all-Big Ten honors in 2002 was selected in the fifth round of the 2003 draft. Considine was a fourth round selection in 2005 after earning honorable mention all-Big Ten recognition. He joined the Baltimore Ravens in 2012 and played a key role on special teams for the Super Bowl champions.

In 1999, Iowa's secondary was led by the play of safety Matt Bowen. Bowen led the team in tackles as both a junior and senior. He was voted second team all-Big Ten and was a sixth round selection of the St. Louis Rams in the NFL Draft. Bowen played several seasons in the NFL (Washington and Buffalo) following his college career.

Parker was the defensive backfield coach at Toledo for 11 seasons prior to joining the Iowa staff. During his tenure at Toledo, Parker coached 10 all-conference selections and helped the Rockets win conference division championships in 1997 and 1998. Three of his Toledo players, Darren Anderson, Clarence Love and Kelly Herndon, went on to play in the NFL. Anderson and Love were NFL Draft selections, while Herndon signed as a free agent and played in the 2006 Super Bowl with Seattle. In 1998, Toledo ranked 19th in the nation in scoring defense.

Toledo won Mid-American Conference championships in 1990 and 1995 and competed in the 1995 Las Vegas Bowl. Toledo ranked 12th in the nation in total defense in 1990 and ninth in pass efficiency defense and 11th in rushing defense in 1992. In 1995 Toledo completed an undefeated season and was ranked 22nd in the final UPI poll and 24th in the CNN poll after leading the nation in turnover margin. Toledo also finished second to perennial power Marshall twice when Parker was a member of the Rocket staff.

Parker served as a graduate assistant coach for one year at Michigan State. He was on the Spartan staff in 1987 when MSU won the Big Ten title and defeated Southern California in the 1988 Rose Bowl.

Phil was a standout defensive back at Michigan State, earning first team all-Big Ten honors in 1983, 1984 and 1985. Parker was named defensive MVP at Michigan State in 1983 and 1985 and was invited to the Hula Bowl following his senior season. During his MSU career the Spartans competed in the 1984 Cherry Bowl and the 1985 All-American Bowl. Parker was named Most Valuable Player in the Cherry Bowl.

Parker earned his B.S. degree from Michigan State in 1986.

Parker was born March 13, 1963, in Lorain, Ohio. Phil and his wife, Sandy, have two children, Tyler and Paige.

**Parker's Coaching Career**

<b>Team</b>	<b>Position, Years</b>
<b>Iowa</b>	<b>DC, DB, 2013-present</b>
<b>Iowa</b>	<b>DC, 2012</b>
<b>Iowa</b>	<b>DB, 1999-2011</b>
Toledo	DB, 1988-98
Michigan State	GA, 1987





**Brian Ferentz**  
**Offensive Line**  
**Third Year at Iowa**  
**Recruits Illinois and Ohio**

Brian Ferentz, a three-year letterman as an offensive lineman at the University of Iowa, is in his third year as Iowa's offensive line coach. Brian joined the Hawkeye staff after spending the previous four years with the NFL's New England Patriots.

Iowa's offensive line in 2013 led the way for an offense that averaged 377 yards total offense per game, including 180 rushing yards and 197 passing yards. The Hawkeye offensive line allowed just 15 sacks in 13 games, a total that led the Big Ten and tied for 12th best in the nation. Iowa posted an 8-5 overall record while participating in the 2014 Outback Bowl.

Iowa's offensive line featured the same five starters in all 13 games in 2013, with four of those Hawkeyes earning Big Ten honors. Left tackle Brandon Scherff was a first team All-Big Ten selection, while right tackle Brett Van Sloten was second team and center Austin Blythe and left guard Conor Boffeli each were named honorable mention. Iowa led the Big Ten and ranked eighth in the nation in fewest penalties per game. Boffeli and Van Sloten signed NFL free agent contracts immediately following the 2014 NFL Draft.

Senior center James Ferentz and senior tackle/guard Matt Tobin led Iowa's offensive line in 2012, as both players earned all-Big Ten recognition. In addition, Blythe earned FWAA Freshman All-America honors. Iowa's offensive line put together a string of four consecutive games without allowing a quarterback sack and allowed less than two sacks in six of 12 games overall.

Brian, the son of head coach Kirk Ferentz, served as New England's tight ends coach in 2011, helping the Patriots win the AFC championship and a spot in the 2012 Super Bowl. Brian was an offensive assistant coach in 2010, working exclusively with the tight ends. He spent 2009 as a coaching assistant after serving as a scouting assistant for the Patriots during the 2008 season.

Under his direction, two Patriot rookie tight ends made a big impact in 2010. The New England duo ranked first and second, among all rookie tight ends with 10 and six touchdown catches, respectively. They became the first pair of rookie tight ends with at least five touchdowns in the same season in NFL history. Rob Gronkowski's 10 touchdown receptions rank second in NFL history for a rookie tight end, as only Mike Ditka (12) had more touchdowns as a rookie.

Gronkowski set additional records in 2011, including individual records for receiving touchdowns by a tight end (17), total touchdowns by a tight end (18) and receiving yards by a tight end (1,327). As a tandem, the Patriot tight ends also set three NFL single season records: total touchdowns by a tight end tandem (24), receptions by a tight end tandem (169) and total yards by a tight end tandem (2,237).

Brian played both offensive guard and center during his Iowa career. He earned honorable mention All-Big Ten honors as a senior in 2005, and was academic All-Big Ten in 2003. He was a team captain as a senior and played on Iowa teams that were among the most successful in school history. Brian was part of two Big Ten championship teams (2002 and 2004).

He started at center in every game as a senior in 2005. He started eight games at right guard in 2004 as the Hawkeyes earned a share of the Big Ten title and a bid to the Capital One Bowl. Iowa won each of the eight games he started after he had missed the first four games of the year due to injury. Ferentz earned the starting center position as a sophomore and started five games before missing the second half of the season due to injury.

During his tenure as a player, Iowa participated in the BCS FedEx Orange Bowl, two Outback Bowls, and a Capital One Bowl, compiling an overall record of 38-12. The Hawkeyes defeated Florida in the 2004 Outback Bowl and defending national champion LSU in the 2005 Capital One Bowl.

Ferentz was a member of Iowa's Leadership Council and as a senior was the recipient of the Hayden Fry "Extra Heartbeat Award". The annual award goes to the Hawkeye player who gives extraordinary effort on the field. He was recognized with the "Next Man In" award as a junior.

Brian was selected to participate in the 2006 Hula Bowl following his Hawkeye career. He signed a free agent contract with Atlanta and was a member of the Falcons practice squad in 2006. He was with the New Orleans Saints throughout their 2007 training camp.

He earned his bachelor's degree in history from Iowa in 2006.

Ferentz was born March 28, 1983, in Iowa City. Brian and his wife, Nikki, have a daughter, Presley.

### Ferentz' Coaching Career

Team	Position, Years
Iowa	OL, 2012-present
New England Patriots	TE's, 2011
New England Patriots	Off. Ast. , TE's, 2010
New England Patriots	Coaching Ast. , 2009
New England Patriots	Scouting Ast. , 2008



## **Bobby Kennedy**

**Wide Receivers**

**Second Year at Iowa**

**Recruits Dallas, Texas, Colorado and Kansas City area**

Bobby Kennedy is in his second year as wide receivers coach at the University of Iowa. Kennedy joined the Iowa program with 22 years of experience as a college coach.

Kennedy joined the Iowa staff after serving as wide receivers coach at the University of Colorado in 2011 and 2012.

In his first year with the Hawkeyes, Kennedy assisted with an Iowa offense that averaged 377 yards total offense per game, including 197 passing yards per outing. Iowa posted an overall 8-5 record, including a 5-3 mark in the Big Ten to tie for second in the Legends Division. Iowa earned an invitation to the 2014 Outback Bowl.

Kennedy has coached four players to All-America honors, while nine of his players have earned first team all-conference recognition. He has coached in 13 bowl games, including four BCS games (two BCS championship games, one Rose Bowl and one Fiesta Bowl). In his first season at Colorado, he helped mold senior Toney Clemons into one of the nation's top receivers. Clemons was selected by Pittsburgh in the 2012 NFL Draft.

Kennedy joined the Colorado staff from the University of Texas, where he spent seven seasons (2004-10) as wide receivers coach, the last six as the assistant recruiting coordinator. In his time at Texas, Kennedy coached in two BCS National Championship games, the 2005 Rose Bowl victory over USC when the Longhorns won the national championship, and in 2009 against Alabama.

Kennedy's first season in Austin came immediately after the Longhorns had lost three wide receivers to the National Football League. He proceeded to build a receiver corps that included three Biletnikoff Award candidates, including two semifinalists and one finalist. In 2008, Jordan Shipley and Quan Cosby both surpassed 85 receptions and 1,000 yards, becoming the 11th duo in NCAA history to each surpass 1,000 yards. In 2009, Shipley was a consensus All-American, setting Texas records for catches (116) and receiving yards (1,485), while matching the school record for receiving touchdowns (13).

His receivers amassed 142 catches in 2005, helping the Longhorns to the third-best single-season passing mark in school history. With the emergence of Colt McCoy at quarterback in 2006, the receivers increased those totals to 158 receptions for 2,180 yards and 25 touchdowns. In 2007, the receivers caught 187 passes for 2,275 yards and 18 touchdowns before the emergence of Cosby and Shipley. Shipley earned All-America honors in two seasons. Kennedy also coached five receivers to seven All-Big 12 honors in seven years.

Kennedy joined the Texas program from Washington, where he tutored wide receiver Reggie Williams to two All-America campaigns before he became the No. 9 overall pick in the 2004 NFL Draft. Williams set UW's single season mark for receptions (94) and receiving yards (1,454) in 2002. The following season he was fourth in the NCAA in receptions (7.4 per game) and 16th in yardage (92.4). He finished his career as Washington's all-time leading receiver with 238 receptions and 3,536 yards.

He coached running backs at Arizona in 2001, where he coached sophomore Clarence Farmer to first-team All-Pac 10 honors. Farmer led the league in rushing (111.7 yards per game), a mark that ranked 21st nationally.

Prior to Arizona, Kennedy had a six-year tenure at Wake Forest, coaching the Demon Deacon running backs in 1999-2000 after four years (1995-98) as receivers coach. He mentored Desmond Clark, the ACC's leading receiver, and Jammie Deese, who was second in the ACC in receiving, in 1998. After moving to the running backs spot, he coached Morgan Kane, who rushed for 1,161 yards and 10 touchdowns in 1999 while becoming the third leading rusher in school history.

Kennedy's first full time coaching position came at Wyoming, where he coached the wide receivers in 1993-94. He coached two extremely talented receivers while in Laramie in Ryan Yarborough, who was second in the NCAA in receptions in 1993, and Marcus Harris, who led the nation in receiving yards in 1994. Both Harris and Yarborough earned All-America honors for the Cowboys.

Kennedy began his coaching career in the Big Ten Conference with two graduate assistant positions. He coached at Illinois in 1990 and 1991 and at Penn State in 1992. At Penn State, he worked with the tight ends and coached two future All-Americans in Troy Drayton and Kyle Brady.

He earned his degree in Political Science in 1989 from the University of Northern Colorado, after lettering at quarterback for four seasons (1985-88). He began his coaching career at Boulder High School, his alma mater, where he lettered in football and track.

Kennedy was born Dec. 13, 1966, in Denver, before growing up in Boulder. He is married to the former LaShonda Lawrence.

### **Kennedy's Coaching Career**

<b>Team</b>	<b>Position, Years</b>
<b>Iowa</b>	<b>WR, 2013-present</b>
Colorado	WR, 2011-12
Texas	WR, 2004-10
Washington	WR, 2002-03
Arizona	RB, 2001
Wake Forest	RB, 1999-2000
Wake Forest	WR, 1995-98
Wyoming	WR, 1993-94
Penn State	GA, 1992
Illinois	GA, 1990-91



## Reese Morgan Defensive Line 15th Year at Iowa Recruits Iowa, Nebraska, North Dakota and South Dakota

Reese Morgan, one of the most successful high school coaches in Iowa prep history, is in his 15th year as a member of the University of Iowa coaching staff. He is in his third year as Iowa's defensive line coach. Morgan served as Iowa's offensive line coach for nine seasons after spending the first three years

on the staff as tight ends coach and recruiting coordinator.

Iowa has participated in 11 bowl games since 2001, including the 2014 Outback Bowl. The Hawkeyes won bowl games following the 2008, 2009 and 2010 seasons, defeating ranked opponents in both 2009 and 2010. The Hawkeyes have ranked in the final top 10 of both major polls four times in the past 12 seasons.

Iowa has appeared in seven January bowl games since 2001. The Hawkeyes have won 6-of-11 bowl games under Kirk Ferentz and his staff, including four January bowl victories. The January Bowl wins have come over Florida (2004 Outback), LSU (2005 Capital One), South Carolina (2009 Outback) and Georgia Tech (2010 Orange).

Iowa has won 97 games over the past 12 seasons, including 57 Big Ten games. The Hawkeyes earned a share of the Big Ten title in both 2002 and 2004 and tied for second in 2009. Iowa has finished in the Big Ten's first division in 11 of the past 13 years.

The Hawkeyes posted an 8-5 overall record in 2013, including a 5-3 Big Ten record to tie for second in the Legends Division. Iowa earned a spot in the 2014 Outback Bowl behind a solid defense that ranked among the national leaders in total defense (6th), first downs allowed (7th) pass defense (9th), scoring defense (9th), pass efficiency defense (17th) and rushing defense (19th). Junior defensive tackles Carl Davis (second team) and Louis Trinca-Pasat (honorable mention) earned all-conference recognition.

Among the reasons for Iowa's history of success has been the play of Iowa's offensive line, working under the direction of Morgan. With two new starters in 2011, the Hawkeye offensive line led the way as Iowa's offense featured a 3,000-yard passing quarterback and a running back and wide receiver who each gained over 1,300 yards.

Junior tackle Riley Reiff earned first team all-Big Ten honors in 2011, along with earning All-America recognition from several outlets. In addition, senior guard Adam Gettis was named second team all-Big Ten and junior center James Ferentz and senior tackle Markus Zusevics earned honorable mention recognition.

Reiff declared for the NFL Draft following his junior season and was selected in the first round by the Detroit Lions. As the 23rd overall selection, Reiff became Iowa's third first round selection in three years. In addition, Gettis was selected in the fifth round by Washington and Zusevics signed an NFL free agent contract with New England the day after the draft. All three were on NFL rosters throughout the 2013 season. Iowa has had at least one offensive lineman selected in eight of the last 11 NFL Drafts.

Iowa's offensive line featured three first-year starters in 2010. Still, the Hawkeyes ranked among the national leaders in fewest penalties, fewest penalty yards, QB sacks allowed and fewest turnovers. Senior guard Julian Vandervelde and sophomore tackle Riley Reiff earned second team all-Big Ten honors. Vandervelde was selected in the fifth round of the 2011 NFL Draft by Philadelphia.

In 2009, tackle Bryan Bulaga was named Offensive Lineman of the Year in the Big Ten, earning first team all-conference honors. Dace Richardson returned to earn first team honors after missing over a year and a half due to injury.

Bulaga declared for the NFL Draft following his junior season in 2009 and was the 23rd player selected in the 2010 NFL Draft when he was taken by the Green Bay Packers. Tackle Kyle Calloway was selected in the sixth round by the Buffalo Bills. Bulaga earned a starting spot at right tackle for the Super Bowl champion Packers as a rookie, becoming the youngest player ever to start in the Super Bowl.

Iowa, in 2008, ranked third in the Big Ten and 26th nationally in rushing yards per game (188.7). Iowa featured running back Shonn Greene, who earned the Doak Walker Award as the top running back in the nation. Greene was the only running back in the nation to rush for over 100 yards in every game during the 2008 season.

Senior Seth Olsen led the way for the Hawkeyes in 2008, earning first team all-Big Ten honors and All-American recognition. Center Rob Bruggeman and tackles Kyle Calloway and Bryan Bulaga all earned second team all-conference recognition. Olsen was selected in the fourth round of the 2009 NFL Draft by Denver. Bruggeman signed a free agent contract with Tampa Bay immediately following the draft.

The 2006 Hawkeyes ranked third in the Big Ten in total offense (just a yard behind second place Ohio State) and second in pass offense. In 2005, Iowa boasted the Big Ten's leading rusher and the league's best red zone offense.

In the 2007 NFL Draft, Marshal Yanda (Baltimore) was selected in the third round and Mike Elgin (New England) was a seventh round selection. In addition, Mike Jones signed a free agent contract with the San Diego Chargers. Jones was a first team all-Big Ten selection, while Yanda earned second team honors. Elgin was a first team academic All-American in each of his final two seasons. Yanda has started at both guard and tackle for the Ravens over the past seven seasons. He played a key role in Baltimore's drive to the 2013 Super Bowl championship and is a two-time Pro Bowl selection.

In 2005, the Hawkeyes averaged 30 points a game behind quarterback Drew Tate and Big Ten rushing leader Albert Young. Senior center Brian Ferentz started the final 20 games of his career in 2004 and 2005 and signed a free agent contract with Atlanta immediately following the 2006 NFL Draft.

Due to a number of injuries to Iowa running backs in 2004, Iowa developed one of the most dangerous passing attacks in the nation. The Hawkeyes scored 23 points or more in the final five games of the season, including 30 points in wins over Wisconsin and LSU. For the year, Iowa ranked second in the Big Ten in passing offense, pass efficiency and red zone offense.

Right tackle Pete McMahon was the lone senior in 2004 in the offensive line. Facing two of the more-highly regarded defensive ends in the nation in Iowa's final two games, McMahon led by example by controlling his opponents, who were both first round selections in the NFL Draft. McMahon was taken in the NFL Draft by the Oakland Raiders.

Anchored by consensus All-American and Outland Trophy winner Robert Gallery at left tackle, Iowa's offensive line had four new starters to start the 2003 season. By the end of the year, in which the Hawkeyes won 10 games and featured RB Fred Russell with over 1,300 rushing yards, the offensive line had meshed together as one of Iowa's strong points. The Hawkeyes ended the season by rushing for over 200 yards in a win at Wisconsin and in the Outback Bowl win over Florida.

Gallery was a consensus first team All-American at the end of the year. He was the second player selected in the NFL Draft, being taken by the Oakland Raiders. In becoming Iowa's third Outland Trophy winner, he became the second Outland Trophy winner coached by Morgan. As the head coach at Benton Community HS, Morgan coached Chad Hennings, the 1987 winner, who was a defensive tackle at the Air Force Academy. Hennings is a member of the College Football Hall of Fame.

As tight ends coach in 2002, Morgan coached tight end Dallas Clark to consensus All-America honors. Clark was also named winner of the John Mackey Award, which goes annually to college football's top tight end. Clark was named to at least seven first team All-America teams. Clark earned a Super Bowl championship with the Indianapolis Colts and earned all-Pro honors in 2009. Clark had 31 receptions for 343 yards and three touchdowns for the Baltimore Ravens in 2013 before retiring from the NFL in 2014.

Morgan became part of the Iowa staff after eight years as head coach at West HS in Iowa City. West won state Class 4A (largest class in the state) titles in 1995, 1998 and 1999. Morgan left the program with a 26-game winning streak.

Between 1994 and 1999 his West High School teams were 62-7, while his overall record at West was 67-20. He has totaled 146 career prep victories and is a member of the Iowa High School Coach's Hall of Fame. He also served as Assistant Principal and Dean of Students at West.

Reese also served as a teacher (1973-92), assistant football coach (1973-77) and head football coach (1978-91) at Benton Community High School. He led Benton Community into the state playoffs on three occasions.

Morgan attended St. Mary's High School in Lorain, Ohio. He lettered three times in football and one year in track and field. Reese was a four-year letterman (linebacker) at Wartburg College and was team captain as a senior in 1971.

Morgan earned his B.A. degree in education from Wartburg and earned a master's degree in educational administration from the University of Northern Iowa.

Morgan was born June 22, 1950. Reese and his wife, Jo, have two daughters, Jessica and Caitlin, along with granddaughters Morgan and Hayden, and grandsons Cade and Jace.

## Morgan's Coaching Career

Team	Position, Years
Iowa	DL, 2012-present
Iowa	OL, 2003-2011
Iowa	RC, 2000-02
West HS	HC, 1992-99
Benton Community HS	HC, 1978-91
Benton Community HS	AC, 1973-77





**Jim Reid**  
**Linebackers**  
**Second Year at Iowa**  
**Recruits Chicago and Ohio**

Jim Reid is in his second year on the football coaching staff at the University of Iowa. Reid has over 36 years of coaching experience at the collegiate and professional levels. He works with the Hawkeye linebackers.

In his first season with the Hawkeyes, Reid joined with LeVar Woods in coaching three senior linebackers who served as the leaders of Iowa's defense. Anthony Hitchens, Christian Kirksey and James Morris each recorded over 100 tackles and earned all-Big Ten recognition. The trio each recorded over 250 career tackles and combined for 950 total tackles in helping Iowa appear in three bowl games over the past four seasons.

Kirksey was selected in the third round of the 2014 NFL Draft by Cleveland, while Hitchens was selected by Dallas in the fourth round. Morris signed an NFL free agent contract (New England) immediately following the 2014 draft.

Due to the play of the Iowa defense, Reid and Woods were named by FootballScoop as national Linebackers Coaches of the Year. Iowa earned a spot in the 2014 Outback Bowl behind a solid defense that ranked among the national leaders in total defense (6th), first downs allowed (7th) pass defense (9th), scoring defense (9th), pass efficiency defense (17th) and rushing defense (19th). The Hawkeyes posted an 8-5 overall record, including a 5-3 Big Ten record to tie for second in the Legends Division.

Reid joined the Iowa program after serving as associate head coach and defensive coordinator at the University of Virginia for three seasons (2010-12). He has served as a head coach on the college level for 17 seasons. He served as the head coach at Virginia Military Institute (2006-07), Massachusetts (1986-91) and Richmond (1995-2003).

Reid led an improved defense his last three seasons at Virginia. In 2012, Virginia ranked fourth in the ACC in total defense (353.3), fourth in pass defense (208.4), third in first downs allowed (18.6), fourth in third down conversion defense (30.7%) and 15th in third down defense (33.5%). Virginia linebacker Steve Greer earned first team All-ACC honors while ranking second in the league with 122 tackles.

In 2011, led by first-team All-ACC selections Chase Minnifield (CB) and Matt Conrath (DT), the Cavaliers finished the season ranked No. 3 in the ACC in total defense, which was 40th among all FBS programs.

Reid coached the outside linebackers for the Miami Dolphins in 2008 and 2009. In his first season overseeing the Dolphins' outside linebackers, Joey Porter produced a career-high 17.5 sacks, a figure that ranked second in the NFL in 2008. Miami hoisted the AFC East Division Championship banner for the first time in eight seasons. It also marked the most-ever sacks by a Dolphins linebacker and third-most overall. For his performance, Porter was named to the AFC Pro-Bowl, the first Dolphins outside linebacker to earn that honor since 1992. Reid also coached former Hawkeye Matt Roth in his transition from defensive end to outside linebacker.

Reid's most recent head coaching position was at VMI (2006-07), where he guided that program in the two years preceding his appointment with the Dolphins.

In Reid's six years as the head coach at UMass (1986-91), the school produced a composite record of 36-29-1, as he guided the Minutemen to three Yankee Conference titles. He was named the Yankee Conference Coach of the Year in 1988 and 1990.

His nine-year run as the head coach at Richmond (1995-2003), included a pair of Atlantic 10 Conference championships and five finishes in the FCS Top 20 rankings. He was selected as the Atlantic 10 Coach of the Year on two occasions (1998, 2000) and the Yankee Conference Co-Coach of the Year in 1995. Reid left Richmond as the program's third-winningest coach with 48 victories, including leading the Spiders in 2000 to the first 10-win season in program history.

Prior to taking over the head spot at UMass, Reid spent the previous 13 seasons at the school as an assistant, including the first two as a graduate assistant. Six of those 13 seasons resulted in a Yankee Conference title. He coached outside linebackers in 1975 and defensive backs in 1976 and 1977. From 1978-85 he served as defensive coordinator and linebackers coach.

Following his tenure at UMass, Reid spent the next three seasons as a defensive coordinator, the first two at Richmond (1992-93) and the final year at Boston College (1994), helping the Eagles to the Aloha Bowl championship. Reid spent the 2004 season as an assistant at Syracuse, when the Orange were Big East co-champions and played in the Tangerine Bowl. He was an assistant at Bucknell in 2005. He coached the defensive line at both Syracuse and Bucknell.

Reid earned his bachelor of science degree in education from Maine in 1973, where he was a three-year starter as a safety (1970-72). He earned a master of science degree in sport management from Massachusetts in 1975.

Reid was born Dec. 1, 1950, and is a native of Medford, Mass. He and his wife, Judy, have two daughters, Meghan and Molly, and a son, Matt, and four grandchildren.

### Reid's Coaching Career

Team	Position, Years
Iowa	LB, 2013-present
Virginia	AHC, DC, 2010-12
Miami Dolphins	OLB, 2008-09
VMI	HC, 2006-07
Bucknell	DL, 2005
Syracuse	DL, 2004
Richmond	HC, 1995-2003
Boston College	DC, 1994
Richmond	DC, 1992-93
UMass	HC, 1986-91
UMass	DC, LB, 1978-85
UMass	DB, 1976-77
UMass	OLB, 1975
UMass	GA, 1973-74



**Seth Wallace**  
**Recruiting Coordinator**  
**Defensive Assistant Coach**  
**Fourth Year at Iowa**

Seth Wallace was named recruiting coordinator and defensive assistant coach at the University of Iowa in June, 2014. Wallace returns to the Hawkeye coaching staff after serving as a graduate assistant coach for three seasons (2006-08). Along with serving as recruiting coordinator, Wallace will have assistant coaching duties with the Iowa defense.

Wallace returned to the Iowa staff from Valdosta State University, where he served as defensive coordinator from 2010-13. Wallace coached the Valdosta State defensive line in 2013 and the defensive backs from 2009-2012. He joined the Valdosta State staff after his three-year stint with the Iowa program.

In his 13 seasons coaching on the collegiate level, Wallace has served as both offensive and defensive coordinator, coached defensive backs, defensive line and wide receivers, along with holding special teams duties in 12 of the 13 seasons.

Iowa won the Outback Bowl following the 2008 season and also played in the 2006 Alamo Bowl. Valdosta State appeared in the NCAA Division II playoffs in 2010 and won the national title in 2012, while Coe College advanced to the Division III quarterfinals in 2002. He has coached 12 players who have earned All-America recognition and 16 players who have gone on to play professional football.

Wallace helped Valdosta State win the 2012 NCAA Division II national title with a 12-2 overall record. Valdosta State won the 2010 Gulf South Conference title and advanced to the NCAA playoffs. Since 2010, Valdosta State has ranked in the top 25 percent nationally in several defensive categories, including scoring defense, pass efficiency defense, red zone defense, interceptions and turnovers gained.

In both 2010 and 2011, Valdosta State ranked in the top three in the conference in seven defensive categories. The Valdosta State defense scored seven touchdowns and recorded three safeties. Valdosta State special teams led the league in kickoff coverage in 2010 and ranked second in 2011.

During his previous time on the Iowa coaching staff, Wallace worked with the Iowa defense, primarily the defensive secondary. The Hawkeyes posted a 9-4 record in 2008, including a win over South Carolina in the 2009 Outback Bowl. Iowa ranked fourth in the nation while tying a school record with 23 interceptions in 2008. Iowa led the Big Ten and ranked fifth nationally in pass efficiency defense (98.3) and scoring defense (13.0). Iowa also led the Big Ten in fewest touchdowns allowed, turnovers gained, pass efficiency defense and punt return defense.

Wallace also gained college coaching experience at Lake Forest College (2003-05) in Lake Forest, Illinois and Coe College (2001-02) in Cedar Rapids, Iowa. He was offensive coordinator at Lake Forest in 2004 and 2005 as the team set school records for passing offense and total offense.

Lake Forest posted an 8-2 record in 2004 after a 7-3 mark the previous season. Wallace was defensive secondary coach and special teams coordinator in 2003 as Lake Forest led the conference in scoring defense, pass defense and total defense.

He began his coaching career at Coe College in 2001, serving as wide receivers and tight ends coach, while assisting with special teams for two seasons. Coe posted a 10-2 record in 2002, winning the Iowa Conference title while ranking 14th nationally in Division III. The 10 wins set a school record for single season victories as Coe ranked first in the league in total offense in 2002 and first in passing offense in 2001. The Kohawks ranked first in the league and second in the nation in kickoff returns in 2001 and first and 11th in that category, respectively, the following season.

Wallace attended Grinnell High School in Grinnell, Iowa, and was a four-year letterman (1997-2000) in football at Coe College. He was a team captain and twice earned all-conference honors as a wide receiver at Coe. He led the league in receiving in 2000 and ranks in the top four at Coe in season and career receiving. Wallace led the nation in punt returns in 1997 and is Coe's career leader. He earned all-state honors as a prep and competed in the Iowa Shrine Bowl following his senior season.

Wallace earned his bachelor's degree in physical education from Coe College in 2001 and his master's degree in sports management from the University of Iowa in 2008.

Wallace was born Jan. 8, 1979, in Danville, Kentucky. He and his wife, Erica, have one son, Landry.

### Wallace's Coaching Career

Team	Position, Years
<b>Iowa</b>	<b>RC, 2014-present</b>
Valdosta State	DC, 2011-13
Valdosta State	DL, 2013
Valdosta State	DB, 2009-12
<b>Iowa</b>	<b>GA, 2006-08</b>
Lake Forest	OC, ST, 2004-05
Lake Forest	DB, ST, 2003
Coe College	WR, TE, ST, 2001-02



**Chris White**  
**Running Backs and Special Teams**  
**Second Year at Iowa**  
**Recruits New Jersey, Maryland and**  
**Pennsylvania**

Chris White is in his second year as an assistant football coach at the University of Iowa. Chris spent the previous four years on the coaching staff of the Minnesota Vikings.

White coaches Hawkeye running backs and coordinates special teams. He was recognized in February by Rivals.com as one of the top recruiters in the Big Ten Conference.

In his first year with the Hawkeyes, White assisted with an Iowa offense that averaged 377 yards total offense per game, including 180 rushing yards per outing. Iowa posted an overall 8-5 record, including a 5-3 mark in the Big Ten to tie for second in the Legends Division. Iowa earned an invitation to the 2014 Outback Bowl.

Running back Mark Weisman rushed for 975 yards to lead Iowa's ground game, while Jordan Canzeri gained 481 yards and Damon Bullock rushed for 467 yards. All three return in 2014 after combining for 12 touchdowns last season.

White also enjoyed success in coaching the Iowa special teams. Kevonte Martin-Manley ranked second in the Big Ten and eighth in the nation in punt returns (15.7), returning back-to-back punts for touchdowns in a win over Western Michigan. Jordan Cotton ranked fourth in the Big Ten with a 25.2 average on KO returns, setting an Outback Bowl record with a 96-yard return.

Prior to his four seasons with the Vikings, White coached on the collegiate level for 17 years. White assisted in coaching the Viking special teams in his four years in Minnesota. In 2012, Minnesota posted a 10-6 record, earning a Wild Card playoff berth while setting a team record for biggest turnaround in victories from one season to the next.

In 2012, Minnesota's special teams were recognized with the No. 1 ranking in the well-respected Dallas Morning News season-ending special teams' evaluations. The special teams unit was headlined by rookie kicker Blair Walsh's record-setting season, as he earned All-Pro and Pro Bowl honors. His 141 points are the second-most ever by an NFL rookie and rank second in club history.

In his last two seasons in Minnesota, the Vikings' 26.8-yard kickoff return average led the NFL. Defensively, the Vikings led the NFL by allowing only 18 kickoff returns of 20-plus yards. Minnesota was third in the NFL with an average starting field position at the 24.6 yard line following kickoff returns, and had six kickoff returns of 40-plus yards. The return units earned a place in the Minnesota record book by returning both a kick and punt return for a touchdown at Detroit.

After joining the Vikings in 2009, White helped oversee a special teams unit that sent a pair of members to the Pro Bowl and made an impact on the Vikings record book along the way. The Vikings special teams were instrumental in the team winning a second consecutive NFC North title and winning 12 games in the regular season, tied for the second-best total in team history.

The 2009 special teams were represented at the Pro Bowl by returner Percy Harvin and cover man Heath Farwell. Harvin set a Vikings record by returning a pair of kickoff returns for touchdowns during the season, including a 101-yard return that ties as the second-longest in Vikings history.

White joined the Vikings after a nine-year stint at Syracuse University where, at different times throughout his tenure, he coached wide receivers and tight ends, and was the special teams' coordinator and recruiting coordinator. White's nine seasons at Syracuse were highlighted by a 2001 Insight Bowl victory and a share of the Big East championship in 2004. A combined seven units ranked in the nation's top 20 under White's direction as special teams coordinator from 2000-03.

White served as the Orange's wide receivers coach and recruiting coordinator, a post he moved to prior to the 2005 season. He spent his first three years at Syracuse working with the tight ends and as special teams' coordinator. From the start of the 2000 season until he left his post as special teams coordinator in 2003, only seven teams in the country blocked more kicks than the Orange (22). Syracuse also scored eight touchdowns on special teams during the same time frame.

White served a dual-role at Cal Poly-San Luis Obispo in 1999, working as both defensive and special teams' coordinator. White spent three seasons at UNLV (1996-98), serving as linebackers coach and special teams' coordinator. The lone head coaching job of White's career came during a three-year stint with Bishop Manogue High School in Reno from 1994-96. He was named the Northern Nevada Coach of the Year in 1996.

White's first full-time role in coaching came as the assistant quarterbacks coach for the College of the Holy Cross (Mass., 1993-94). In his two years at that post, both of the Crusaders starting quarterbacks ended their respective seasons with quarterback efficiency ratings over 100. White began his coaching career as a graduate assistant coach at Syracuse (1990-91) and Arkansas State (1992).

In his first stint at Syracuse, White worked with former Vikings quarterback coach Kevin Rogers and Paul Pasqualoni. The Orange won the 1990 Aloha and 1991 Hall of Fame bowls.

During his college career, White was a four-year starter at quarterback for Colby College (Maine) and was a team captain as a senior. As a prep, he attended Philips Exeter Academy. White earned his bachelor's degree in government in 1990 and a master's degree in education from Syracuse in 1992.

White was born June 29, 1967, and is a native of Groveland, Massachusetts. He and his wife, Angel, have two daughters, Payton and Riley.

**White's Coaching Career**

<b>Team</b>	<b>Position, Years</b>
<b>Iowa</b>	<b>RBs, STC, 2013-present</b>
Minnesota Vikings	ST, 2009-12
Syracuse	WRs, 2005-08
Syracuse	TEs, RC, 2004
Syracuse	TEs, ST, 2000-03
Cal Poly-San Luis Obispo	DC, ST, 1999
Nevada-Las Vegas	LBs, ST, 1996-98
Holy Cross	QBs, 1993
Arkansas State	GA, 1992
Syracuse	GA, 1990-91





## LeVar Woods

### Linebackers

### Seventh Year at Iowa

### Recruits Dallas, Texas and Atlanta, Georgia areas

LeVar Woods, a three-year football letterman at the University of Iowa and a veteran of seven seasons in the National Football League, is in his third season coaching the Iowa linebackers.

Woods previously served as an administrative assistant with the Iowa program since September, 2008.

In 2013, Woods joined with Jim Reid in coaching three senior linebackers who served as the leaders of Iowa's defense. Anthony Hitchens, Christian Kirksey and James Morris each recorded over 100 tackles as all three earned all-Big Ten recognition. The trio each recorded over 250 career tackles and combined for 950 total tackles in helping Iowa appear in three bowl games over the past four seasons.

Kirksey was selected in the third round of the 2014 NFL Draft by Cleveland, while Hitchens was selected by Dallas in the fourth round. Morris signed an NFL free agent contract (New England) immediately following the 2014 draft.

Due to the play of the Iowa defense, Woods and Reid were named by FootballScoop as national Linebackers Coaches of the Year. Iowa earned a spot in the 2014 Outback Bowl behind a solid defense that ranked among the national leaders in total defense (6th), first downs allowed (7th) pass defense (9th), scoring defense (9th), pass efficiency defense (17th) and rushing defense (19th). The Hawkeyes posted an 8-5 overall record, including a 5-3 Big Ten record to tie for second in the Legends Division.

Under the direction of Woods, Iowa's linebackers also held the top three spots on the tackle chart in 2012. Hitchens not only led Iowa in tackles, but also led the Big Ten and ranked sixth in the nation. Morris ranked third in the Big Ten and 13th in the nation. Kirksey was third on the team in tackles, while ranking second in the nation with four recovered fumbles. He was also one of eight players in the nation with two touchdowns on interception returns.

Woods served as Iowa's defensive line coach in the 2011 Insight Bowl. Despite the loss to 14th-ranked Oklahoma, the Hawkeye defense held the Sooners to a season-low 275 yards total offense and just 114 net rushing yards. Iowa linemen recorded four tackles for loss, two sacks and an interception.

Iowa has participated in 11 bowl games since 2001, including the 2014 Outback Bowl. The Hawkeyes won bowl games following the 2008, 2009 and 2010 seasons, defeating ranked opponents in both 2009 and 2010. The Hawkeyes have ranked in the final top 10 of both major polls four times in the past 12 seasons.

Iowa has appeared in seven January bowl games since 2001. The Hawkeyes have won 6-of-11 bowl games under Kirk Ferentz and his staff, including four January bowl victories. The January Bowl wins have come over Florida (2004 Outback), LSU (2005 Capital One), South Carolina (2009 Outback) and Georgia Tech (2010 Orange).

Iowa has won 97 games over the past 12 seasons, including 57 Big Ten games. The Hawkeyes earned a share of the Big Ten title in both 2002 and 2004 and tied for second in 2009. Iowa has finished in the Big Ten's first division in 11 of the past 13 years.

As an administrative assistant, Woods assisted the coaching staff in compiling statistical information, gathering information on opponents and recruits and assisting in the day to day operation of the football office.

During his NFL playing career, Woods played for Arizona, Chicago, Detroit and Tennessee. Woods signed with the Cardinals as a free agent in 2001 and spent the first four years of his career in Arizona.

In 88 career games Woods totaled 168 tackles, 2.5 QB sacks, four fumble recoveries and one forced fumble.

Woods teams with fellow NFL player Kyle Vanden Bosch (both are graduates of West Lyon HS in Inwood, Iowa) in hosting a youth football camp in their hometown. He has also founded the LeVar Woods Football Academy in Okoboji, Iowa, teaching fundamentals and techniques to youth and high school athletes.

During his stint with the Cardinals, Woods was named a finalist for both the Byron "Whizzer" White and Walter Payton Man of the Year awards, recognizing his contributions to charity.

Woods has been involved with several charitable organizations throughout his career, including the Garth Brooks Teammates for Kids foundation, Homeward Bound, Soup Kitchen, Youth Christmas shopping trips and, Milk and Cookies Youth Reading Program, along with speaking engagements to elementary school children. Woods has also been instrumental in developing the Hawkeye Readers youth reading program in conjunction with the Iowa City: UNESCO City of Literature, which helps promote the importance of literacy to children.

He has also been involved with the NFL's Executive and Entrepreneurship programs through the University of Pennsylvania's Wharton School of Business, the Kellogg Business School at Northwestern University and the Stanford School of Business.

Woods lettered as a member of the Hawkeye football team from 1998-2000. He was a two-year starter at outside linebacker, totaling 165 career tackles, including 18 tackles for loss and four sacks.

He was a team captain as a senior in 2000 and earned honorable mention all-Big Ten honors from both league coaches and media after recording 97 tackles. He was selected for the Blue-Gray All-Star game following his senior season.

Along with serving as defensive team captain, Woods was co-Most Valuable Player and the recipient of the Hayden Fry "Extra Heartbeat Award", given each year to the Hawkeye player who gives extraordinary effort on the field.

Woods attended West Lyon HS in Inwood, Iowa, where he earned all-state honors and was the Class 2A Player of the Year as a senior. He rushed for 1,226 yards and eight touchdowns as a senior, while totaling 50 tackles, nine QB sacks and two recovered fumbles as a defensive end.

He earned his degree in elementary education from the University of Iowa in December, 2000.

Woods was born March 15, 1978, in Cleveland, Ohio. LeVar and his wife, Meghann, have three children, daughters Sydney and Whitney, and a son, Mason.

## Woods' Coaching Career

Team	Position, Years
Iowa	LB, 2012-present
Iowa	AA, 2008-11



**Chris Doyle**  
Strength and Conditioning  
16th Year at Iowa

Chris Doyle is in his 16th year as strength and conditioning coach for the University of Iowa football program.

As the head of Iowa's strength and conditioning program, Doyle has helped the Hawkeye program participate in 11 bowl games since 2001, including the 2014 Outback Bowl. The Hawkeyes posted an 8-5 overall record in 2013, including a 5-3 Big Ten record to tie for second in the Legends Division. The Hawkeyes won bowl games following the 2008, 2009 and 2010 seasons, defeating ranked opponents in both 2009 and 2010. The Hawkeyes have ranked in the final top 10 of both major polls four times in the past 12 seasons.

Iowa has appeared in seven January bowl games since 2001. The Hawkeyes have won 6-of-11 bowl games under Kirk Ferentz and his staff, including four January bowl victories. The January Bowl wins have come over Florida (2004 Outback), LSU (2005 Capital One), South Carolina (2009 Outback) and Georgia Tech (2010 Orange).

Iowa has won 97 games over the past 12 seasons, including 57 Big Ten games. The Hawkeyes earned a share of the Big Ten title in both 2002 and 2004 and tied for second in 2009. Iowa has finished in the Big Ten's first division in 11 of the past 13 years.

Doyle is a certified strength and conditioning specialist with the Collegiate Strength and Conditioning Association (CSCCA). He was presented with the certification of Master Strength and Conditioning Coach in May, 2013. The certification is considered the highest honor that can be achieved in the coaching profession of Strength and Conditioning, and represents professionalism, knowledge, experience, expertise and longevity in the field.

The NSCA named Doyle the Big Ten Strength Coach of the Year in 1999. He was one of 20 nominees for the Professional of the Year Award, given annually and selected by the NSCA membership. The award recognizes college professionals who have shown excellence in strength training and conditioning programs.

He served as director of strength and conditioning for the University of Utah in 1998. Under Doyle's direction the Utah basketball team played in the national championship game. While in Utah, Doyle also served as state director for the NSCA.

Doyle was assistant strength and conditioning coach at the University of Wisconsin from 1996-98. He oversaw the training programs for football and hockey teams during this time. The Badger football team participated in two bowl games (Copper and Outback) and the hockey team won the WCHA championship during his tenure.

As a strength and conditioning professional, Doyle has tutored 180 student-athletes who have advanced to the professional ranks in the NFL, NHL and NBA. Iowa has had a total of 40 players selected in the past 10 NFL drafts, including six in each of the 2010, 2011 and 2012 drafts, and three in the most recent NFL Draft.

Overall, 49 Iowa players have been drafted in the past 12 years, with six first round selections and nine players being selected among the top 50 picks. In addition, 53 additional Hawkeye players signed free agent contracts in the past 10 years. Iowa, since 2003, has seen five former walk-ons selected in the NFL Draft.

Over the past 12 years, 114 of 128 (89 percent) of Iowa's senior starters were selected in the NFL Draft or signed to an NFL free agent contract. Six Hawkeyes were selected in the 2012 NFL Draft, while six additional seniors signed free agent contracts immediately following the draft. Iowa and Alabama were the only two programs to have a first round draft selection in three consecutive years (2010-12).

Doyle has mentored 49 former assistants who have advanced in the field of Strength and Conditioning, with 19 becoming head strength and conditioning coaches.

Doyle served as offensive line coach at Holy Cross from 1992-95. He also worked as a graduate assistant at Notre Dame in 1991 and Syracuse in 1990. Notre Dame won the 1992 Sugar Bowl following the 1991 season and Syracuse won the 1990 Aloha Bowl.

Doyle was a three-year starter on the offensive line at Boston University from 1986-88. He served as a student assistant for the football program there in 1989.

Chris earned his B.S. in human movement from Boston University in 1990 and his M.Ed. in education from Boston University in 1991.

Doyle was born June 30, 1968. Chris is from Quincy, Massachusetts, and attended Boston College High School. He was inducted into the Boston College High School Hall of Fame in November, 2004. Chris and his wife, Tia, have three sons, Declan, Donovan and Dillon.

### Doyle's Coaching Career

Team	Position, Years
Iowa	Head Strength & Conditioning Coach, 1999-present
Utah	Director of Strength & Conditioning, 1998
Wisconsin	Assistant Strength Coach, 1996-97
Holy Cross	Offensive Line Coach, 1992-95
Notre Dame	Graduate Assistant, 1991
Syracuse	Graduate Assistant, 1990



**Kevin Anderson**  
Strength and Conditioning Assistant  
First Year at Iowa

Kevin Anderson is in his first year as an assistant strength and conditioning coach with the University of Iowa football program.

After earning his bachelor's degree Anderson worked at Mike Boyle's Strength and Conditioning and interned at Holy Cross University, working with the football program

and additional sport teams.

As an undergraduate Anderson managed the Stonehill College campus sports complex, while working the Masco Football Camp in Topsfield, Massachusetts for three straight summers (2011-13). Kevin worked with both defense and offensive skill positions at the camps.

Anderson was a participant in the Skyhawk Leadership Academy in 2011 and the MOSAIC (Men of Service, Men of Integrity, Men of Academic, Men of Character) Leadership from 2009-13.

Anderson attended Stonehill College in Easton, Massachusetts, where he was a four-year football letterman. He started 39 of 41 games in his career, earning second team all-conference honors. Kevin was recognized during his career as NCAA.com national defensive player of the week, Division II kick returner of the week; and NE-10 defensive and specials teams player of the week. Kevin earned his bachelor's degree from Stonehill College in communication.

Anderson is a native of Salem, Massachusetts. He is single.



**Raimond Braithwaite**  
Strength and Conditioning Assistant  
10th Year at Iowa

Raimond Braithwaite is in his 10th year as assistant strength and conditioning coach with the University of Iowa football program. Braithwaite was a member of the Iowa staff from 2002-04 and rejoined the Hawkeye program after serving as the head strength and conditioning coach at Delaware State (2005-07).

Iowa has participated in 11 bowl games since 2001, including the 2014 Outback Bowl. The Hawkeyes won bowl games following the 2008, 2009 and 2010 seasons, defeating ranked opponents in both 2009 and 2010. The Hawkeyes have ranked in the final top 10 of both major polls four times in the past 12 seasons.

Iowa has appeared in seven January bowl games since 2001. The Hawkeyes have won 6-of-11 bowl games under Kirk Ferentz and his staff, including four January bowl victories. The January Bowl wins have come over Florida (2004 Outback), LSU (2005 Capital One), South Carolina (2009 Outback) and Georgia Tech (2010 Orange).

Iowa has won 97 games over the past 12 seasons, including 57 Big Ten games. The Hawkeyes earned a share of the Big Ten title in both 2002 and 2004 and tied for second in 2009. Iowa has finished in the Big Ten's first division in 11 of the past 13 years.

The Hawkeyes posted an 8-5 overall record in 2013, including a 5-3 Big Ten record to tie for second in the Legends Division. Iowa earned a spot in the 2014 Outback Bowl.

At Delaware State, Braithwaite helped lead the Hornets to a 25-9 record in three seasons. In 2007, Delaware State finished 10-2, the best season in school history. The Hornets also won the Mid-Eastern Athletic Conference with a perfect 8-0 record. Delaware State was ranked as high as eighth during the season and finished the season ranked 15th after a loss to Delaware in the first round of the playoffs. Delaware State was 7-4 in 2005 and 8-3 in 2006.

Braithwaite assisted in opening a new 10,000 square-foot weight facility at Delaware State, which is one of the largest in the region. Delaware State was coached by Al Lavan, who served on the Baltimore Ravens staff with Iowa Coach Kirk Ferentz. Lavan finished as the runner-up for national Coach of the Year honors in 2007.

Braithwaite first joined the Iowa football program after serving as a graduate assistant strength and conditioning coach at Florida State University during the 2002 spring. Braithwaite worked with the football and women's golf teams at Florida State, where his responsibilities included lifting technique instruction, organization of football lifting groups, assisting in the administration of torso development and dynamic warm-up to football lifting groups and assisting in the maintenance of equipment in the weight room facility.

Braithwaite served as an intern at Florida State during the fall of 2001, assisting in the instruction of workout programs for various FSU athletic teams, including football, softball and men's and women's golf.

Braithwaite earned a bachelor's degree in Sports Science from the University of West Florida in 1999 and earned his master's degree in Science in Exercise Physiology from Florida State University in 2001.

Braithwaite competed in both football and basketball at New Berlin Central HS in New Berlin, N.Y.

Raimond is a certified member of the Collegiate Strength and Conditioning Coaches Association (CSCCa).

Raimond was born November 11, 1977, in Queens, New York. His wife's name is Jenny.



**Justin Lima**  
Strength and Conditioning Assistant  
Second Year at Iowa

Justin Lima is in his second year as an assistant strength and conditioning coach with the University of Iowa football program.

Lima joined the Iowa staff from the University of Maryland, where he worked with the Terrapin football team the past two seasons, guiding the Terrapins to a bowl eligible season his final year.

Lima is a certified strength and conditioning specialist (CSCS) through the National Strength and Conditioning Association, a strength and conditioning coach (SCCC) certified through the Collegiate Strength and Conditioning Coaches Association, and a Level 1 Exercise Nutrition Coach (Pn1) through Precision Nutrition.

Lima attended Bridgewater State University, where he played offensive line for four years. Justin earned his bachelor's degree in criminal justice and master's degree in Strength and Conditioning, both from Bridgewater State.

While working on his master's degree he served internships at Harvard University and the University of Iowa. Lima worked with the Hawkeye football program in the summer of 2012.

Lima was born May 23, 1987, and is a native of Mashpee, Massachusetts. He resides in Coralville, Iowa.



**Joel Welsh, Jr.**  
Strength and Conditioning Assistant  
Third Year at Iowa

Joel Welsh, Jr. is in his third year as a strength and conditioning assistant coach at the University of Iowa. He served as an intern with the Iowa football program during the 2011 summer.

Iowa posted an overall 8-5 record in 2013, including a 5-3 mark in the Big Ten to tie for second in the Legends Division. Iowa earned an invitation to the 2014 Outback Bowl.

Welsh served as a graduate assistant at Springfield College in 2011-12. At Springfield he designed and implemented programs for football, men's volleyball and men's and women's tennis.

Joel was the strength and conditioning coordinator at Queens College in New York from 2007-10, where he designed and implemented programs for all 15 varsity teams. He worked as an intern at Fordham University during the winter in 2010.

Welsh is certified through the Collegiate Strength and Conditioning Coaches Association (CSCCa), is a certified strength and conditioning specialist (CSCS) from the National Strength and Conditioning Association and certified sports performance coach from the United States of America Weightlifting (USAW).

Welsh earned his bachelor's degree in exercise science in 2010 from Queens College. He began pursuing his master's degree in exercise science and sport studies while at Springfield College.

Joel was born May 17, 1987 in Bronx, New York. His fiancée's name is Mara.





**Paul Federici**  
**Director of Football Operations**  
**11th Year at Iowa**

Paul Federici is in his 11th season working with the University of Iowa football program. Federici is in his sixth year as director of football operations after serving as director of athletic training services for five years.

Federici coordinates many of the off the field logistics, as well as practice schedules and other football related items, for Head Coach Kirk Ferentz and the Hawkeye football program.

Iowa has participated in 11 bowl games since 2001, including the 2014 Outback Bowl. The Hawkeyes won bowl games following the 2008, 2009 and 2010 seasons, defeating ranked opponents in both 2009 and 2010. The Hawkeyes have ranked in the final top 10 of both major polls four times in the past 12 seasons.

Iowa has appeared in seven January bowl games since 2001. The Hawkeyes have won 6-of-11 bowl games under Kirk Ferentz and his staff, including four January bowl victories. The January Bowl wins have come over Florida (2004 Outback), LSU (2005 Capital One), South Carolina (2009 Outback) and Georgia Tech (2010 Orange).

Iowa has won 97 games over the past 12 seasons, including 57 Big Ten games. The Hawkeyes earned a share of the Big Ten title in both 2002 and 2004 and tied for second in 2009. Iowa has finished in the Big Ten's first division in 11 of the past 13 years. The Hawkeyes posted an 8-5 overall record in 2013, including a 5-3 Big Ten record to tie for second in the Legends Division.

In his first season as director of football operations, Federici assisted with the planning, coordination and implementation of Iowa's daily operation and travel plans as the Hawkeyes concluded the 2009 season with a 24-14 win in the 2010 FedEx Orange Bowl and a national ranking of seventh in the nation.

Federici has assisted in nine bowl games during his career, including the 2001 Senior Bowl, 2005 Capital One Bowl, 2006 Outback Bowl, 2006 Alamo Bowl, 2009 Outback Bowl, 2010 Orange Bowl, both the 2010 and 2011 Insight bowls and the 2014 Outback Bowl.

Federici joined the Iowa Athletic Department staff in 2004 after serving as the Head Athletic Trainer for the Seattle Seahawks for five seasons. Prior to joining the Seahawks in January, 1999, Federici was the Head Athletic Trainer at Vanderbilt University from 1994-99.

As an Assistant Athletic Trainer at Vanderbilt from 1987-1993, Federici worked with football, baseball, men's basketball and men's and women's golf teams. He was named Head Athletic Trainer for the Commodores in 1994, and was recognized as the College Athletic Trainer of the Year by the Tennessee Athletic Trainers Society that year.

Certified by the National Athletic Trainers Association in 1985, Federici served as a test site administrator and host athletic trainer for the N.A.T.A. Board of Certification examinations from 1991-95. He has volunteered for the Tennessee State Amateur Games, the LPGA Sara Lee Tournament at Hermitage Golf Club, and the Senior PGA Bell South Tournament at Springhouse Golf Club. Federici was a case study presenter at the 2001 A.O.S.S.M. meeting in Phoenix, Ariz., as well as the 2002 N.A.T.A. June Symposium in Dallas, Texas.

While at Vanderbilt, Federici served on several athletic department committees, including the Mission/Vision planning team, the External Communications Committee, the Management Team of Department Heads and the Sports Nutrition Planning Team.

Federici earned his B.S. degree in Health Education from Penn State University in 1985 and his M.Ed. in Health Promotion/Education from Vanderbilt in 1991.

Federici was born in Findlay, Ohio, and grew up in Oakmont, Pennsylvania. He and his wife, Teddie, have a son, Noah.



**Max Allen**  
**Administrative Assistant**  
**Second Year at Iowa**

Max Allen is in his second year as administrative assistant with the football program at the University of Iowa.

Allen joins the Iowa program from the University of Colorado, where he held the position of assistant director of player personnel for three years. At Colorado he

assisted with on-campus recruiting and coordinated the freshman enrollment process. Allen also spent one season as an operations intern with the Buffalo football program.

Allen graduated from Colorado in 2010, earning his bachelor's degree in Business (Finance).

Allen is a native of Durango, Colorado, and graduated from Durango High School. As a prep he lettered in football and baseball.

Allen was born Jan. 31, 1988. He is single.



**Ben Hansen**  
**Assistant Director of Football Operations**  
**Second Year at Iowa**

Ben Hansen is in his second year as assistant director of football operations at the University of Iowa. Hansen previously worked with the Iowa defensive line as a student assistant from February, 2009, to January, 2011.

Prior to rejoining the Iowa program, Hansen served as a graduate teaching assistant while working towards his master's degree at the University of Tennessee. He served as a board member for Partners In Sports while earning his master's degree in Sport Management from Tennessee in 2013.


Hansen also served as an intern at Stanford University with facilities, operations and event management within the Cardinal Athletic Department.

In his previous stint with the Iowa football program, Hansen worked with the defensive line in 2009 and 2010, as the Hawkeyes compiled a two-year record of 19-7. Iowa won the Orange Bowl following the 2009 season and the Insight Bowl following the 2010 campaign, defeating a ranked opponent in both contests.

Hansen also served as a youth basketball and football coach through the Mercer Aquatic Center in Iowa City. He earned his bachelor's degree in Recreation Management from Iowa in 2010.

Hansen is a native of Hampton, Iowa and graduated from Hampton-Dumont High School. As a prep he lettered in football, basketball and track.

Hansen was born Feb. 5, 1988, in Marshalltown, Iowa. He is single.



**Chic Ejiasi**  
Director of Player Development  
Ninth Year at Iowa

Chic Ejiasi is in his seventh season as the University of Iowa's Director of Player Development. Ejiasi was named to the newly-created position in September, 2008. He is in his ninth year as a member of the football staff after previously serving as an administrative assistant.

In his current position, Ejiasi assists Iowa student-athletes in their transition from high school to being a student-athlete at the college level, as well as helping secure employment opportunities after college graduation. Ejiasi also does extensive work in organizing community service efforts, as well as acting as a liaison between the Academic Student Services staff and Iowa's football student-athletes. Additional duties include assisting players in securing summer employment and organizing housing efforts.

Iowa has participated in 11 bowl games since 2001, including the 2014 Outback Bowl. The Hawkeyes won bowl games following the 2008, 2009 and 2010 seasons, defeating ranked opponents in both 2009 and 2010. The Hawkeyes have ranked in the final top 10 of both major polls four times in the past 12 seasons.

Iowa has appeared in seven January bowl games since 2001. The Hawkeyes have won 6-of-11 bowl games under Kirk Ferentz and his staff, including four January bowl victories. The January Bowl wins have come over Florida (2004 Outback), LSU (2005 Capital One), South Carolina (2009 Outback) and Georgia Tech (2010 Orange).

Iowa has won 97 games over the past 12 seasons, including 57 Big Ten games. The Hawkeyes earned a share of the Big Ten title in both 2002 and 2004 and tied for second in 2009. Iowa has finished in the Big Ten's first division in 11 of the past 13 years.

As an administrative assistant, Ejiasi assisted the coaching staff in compiling statistical information, gathering information on opponents and recruits and assisting in the day to day operation of the football office.

Ejiasi returned to the Iowa program after serving as the defensive backs coach and special team's coordinator at North Iowa Area Community College during the 2005 season.

Ejiasi was a four-year letterman as a defensive back during his Hawkeye playing career. He was a member of Big Ten championship teams in 2002 and 2004. The Hawkeyes competed in four bowl games, claiming three victories, during Ejiasi's career.

Ejiasi saw action in all 12 games as a senior and earned the Hustle Team Award for his play on Iowa's special teams. He recorded 17 tackles in 2003, including three solo stops against both Michigan and Minnesota. He concluded his career with 49 tackles and three pass break-ups.

Ejiasi attended Prairie High School in Cedar Rapids, Iowa. He earned second team all-state honors as a senior and was a first team all-conference selection as a junior and senior. He was team captain and MVP as a senior, playing both wide receiver and defensive back. He set school records for receiving yards in a game (190 yards) and interceptions in a game (four) and also earned four letters in wrestling and track and field.

Ejiasi earned his bachelor's degree in health and sports studies from the University of Iowa in 2005 and earned his master's degree in recreational sports management from Iowa in 2012.

Ejiasi was born Dec. 3, 1981, in Houston, Texas. His wife's name is Ellie.



**Scott Southmayd**  
Quality Control  
13th Year at Iowa

Scott Southmayd is in his 13th season with the University of Iowa football program. Scott is in his ninth year as the quality control director after serving as an administrative assistant.

As Iowa's quality control director, Scott is involved in many facets of the football program; with the focus being on assisting

with Iowa's recruiting efforts. Southmayd's main responsibilities include assisting the recruiting coordinator with the administration of the recruiting process, hosting prospective student-athletes during their visit to campus and gathering information on recruits. Southmayd also serves as a liaison with other University administration and support areas.

In his previous position as an administrative assistant, Southmayd assisted the coaching staff in compiling statistical information, gathering information on opponents and recruits and assisting in the day to day operation of the football office.

Iowa has participated in 11 bowl games since 2001, including the 2014 Outback Bowl. The Hawkeyes won bowl games following the 2008, 2009 and 2010 seasons, defeating ranked opponents in both 2009 and 2010. The Hawkeyes have ranked in the final top 10 of both major polls four times in the past 12 seasons.

Iowa has appeared in seven January bowl games since 2001. The Hawkeyes have won 6-of-11 bowl games under Kirk Ferentz and his staff, including four January bowl victories. The January Bowl wins have come over Florida (2004 Outback), LSU (2005 Capital One), South Carolina (2009 Outback) and Georgia Tech (2010 Orange).

Iowa has won 97 games over the past 12 seasons, including 57 Big Ten games. The Hawkeyes earned a share of the Big Ten title in both 2002 and 2004 and tied for second in 2009. Iowa has finished in the Big Ten's first division in 11 of the past 13 years.

Prior to coming to the University of Iowa, Southmayd was a student coach at Central College in Pella, Iowa from 1998 to 2001. While at Central, he coached the receivers and worked primarily with the offense. In that time span, Central won three Iowa Conference football championships and participated in four NCAA Division III playoffs. In the summer of 2001, Scott served as an intern with the University of Northern Iowa football program.

Southmayd graduated cumma laude from Central College in 2002 with a B.A. in General Studies. While at Central, he was the recipient of the Marjorie Giles Leadership Award. Southmayd earned a master's degree in Recreation Sport Management and Leisure Studies from the University of Iowa in December, 2004.

Southmayd, a native of Readlyn, Iowa, attended Wapsie Valley High School and played on a state championship football team coached by his father, Jerry Southmayd. Scott was awarded the National Football Foundation and College Football Hall of Fame Iowa High School Scholar-Athlete Award in 1998.

Southmayd was born in Waverly, Iowa. Scott and his wife, Elizabeth, have a son, Landon.

### Southmayd's Coaching Career

Iowa	QC, 2006-present
Iowa	AA, 2002-05
Central College	SA, 1998-2001



**Kelvin Bell**  
 Graduate Assistant  
 Third year at Iowa

Kelvin Bell, a former member of the Hawkeye football team, is in his third year as a graduate assistant coach. He assists the Iowa special teams.

Iowa posted an overall 8-5 record in 2013, including a 5-3 mark in the Big Ten. Iowa earned an invitation to the 2014 Outback Bowl.

Iowa's special teams were highlighted in 2013 by the KO and punt return units. Kevonte Martin-

Manley ranked second in the Big Ten and eighth in the nation in punt returns (15.7). Jordan Cotton ranked fourth in the Big Ten with a 25.2 average on KO returns.

Bell joined the Iowa staff after serving as an assistant coach at Trinity International University, where he served as the offensive line coach and run game coordinator in 2011.

Bell served two seasons (2008-09) as offensive line coach at Wayne State College in Wayne, Neb. He helped lead the Wildcats to their first-ever appearance in the NCAA Division II playoffs in 2008 while posting a two-year record of 17-6. Bell coached five offensive linemen who went on to earn all-conference, all-region and All-American honors.

Bell coached the offensive line at Cornell College for two seasons (2006-2007). He gained his first coaching experience at Regina HS in Iowa City (2004-06), where he served as junior high coach, varsity weight room supervisor, and assistant varsity coach. Regina earned its first-ever state football championship in 2005.

Bell first joined the Hawkeyes in 2000. He redshirted in his first year and later had his career cut short due to injury. As a prep he earned first team all-conference honors for three straight years as an offensive and defensive lineman. He earned all-district, all-region and all-county honors as a senior.

Bell earned his B.A. in mathematics, with a computer science concentration, from the University of Iowa in 2005. He is pursuing a master's degree in Sports Management.

Kelvin was born Aug. 24, 1982, and is a native of Olive Branch, Mississippi. His wife's name is Natalee.



**Chris Polizzi**  
 Graduate Assistant  
 Third year at Iowa

Chris Polizzi (pronounced pole-eats-ee) is in his third year as a graduate assistant coach. He assists the Hawkeye defense.

The Hawkeyes posted an 8-5 overall record in 2013, including a 5-3 mark in the Big Ten. Iowa earned a spot in the 2014 Outback Bowl behind a solid defense that ranked among the national leaders in total defense (6th), first downs allowed (7th) pass defense (9th) and scoring defense (9th).

Polizzi served as a graduate assistant coach at Utah in 2011, where he coached the tight ends and assisted with the defensive scout team. Utah posted an 8-5 overall record in 2011, defeating Georgia Tech in the Sun Bowl.

Polizzi joined the Utah staff after two years as a coaching intern at UCLA, where he worked with the Bruin defensive staff. UCLA concluded the 2009 season with a 31-21 win over Temple in the Eagle Bank Bowl.

Polizzi also coached tight ends and wide receivers (2005, 2006) and the defensive secondary (2007, 2008) at Central Methodist University in Missouri.

During his playing career, Polizzi was a four-year starting cornerback for Lake Forest (Illinois) College from 2001-04. He tied for the team lead in interceptions as a freshman. Lake Forest won the 2002 Midwest Conference championship and won 28 games in his four years -- the most wins by a class in school history.

He is a 2005 graduate of Lake Forest College, with a degree in communications. Polizzi earned a master's degree in special education from Central Methodist in 2007. He is continuing graduate work at Iowa in sports management.

Polizzi was born Sept. 13, 1982, and is a native of Great Barrington, Massachusetts. His wife's name is Kelli.



**DJ Hernandez**  
 Graduate Assistant  
 Second year at Iowa

DJ Hernandez is in his second year as a graduate assistant coach at the University of Iowa. He coaches the Hawkeye tight ends while assisting with the Iowa offense.

In his first year with the Hawkeyes, Hernandez assisted with an Iowa offense that averaged 377 yards total offense per game, including 197 passing yards per outing.

A key to Iowa's offense in 2013 was the play of the tight ends. C.J. Fiedorowicz ranked second on the team in receiving, recording 30 receptions for 299 yards and six touchdowns, while Jake Duzey collected 19 catches for 270 yards and two scores. Fiedorowicz was a third round selection (Houston) in the 2014 NFL Draft.

Hernandez joined the Iowa program after serving as an offensive graduate assistant at Miami, Florida, in 2012. He worked primarily with the Hurricane wide receivers and special teams.

Miami, in 2012, featured six players with over 300 receiving yards and seven receivers with more than 20 receptions.

Prior to joining the staff at Miami, Hernandez was the quarterbacks coach at Brown University in 2011, helping that program post a 7-3 record.

Hernandez was the head coach at Southington (Connecticut) High School in 2010. He served as offensive coordinator, working primarily as quarterback and wide receiver coach in leading Southington to an 8-2 record and the conference championship.

Hernandez was a two-year captain at the University of Connecticut, where he played both quarterback and wide receiver (2004-09). After playing quarterback for three seasons, Hernandez started at wide receiver for two years. Connecticut shared the Big East Conference title in 2007. The Huskies won the 2004 Motor City Bowl, competed in the 2007 Meineke Car Care Bowl and won the 2008 International Bowl.

Hernandez was a team captain for two seasons and earned both the Football Alumni Award and the Iron Husky Award. He was recognized as a Scholar Athlete in 2008 and made the Dean's List in both 2007 and 2008.

As a prep, he was honored as the Connecticut Gatorade Player of the Year in 2003, becoming the first player in state history to both rush and pass for over 3,000 yards in a season.

Hernandez earned a bachelor's of science degree and master's degree in Educational Psychology from Connecticut.

Hernandez was born May 18, 1986, and is a native of Bristol, Connecticut. He is single.



**Austin Showalter**  
 Graduate Assistant  
 Fourth Year at Iowa

Austin Showalter is in his third year as a graduate assistant coach at the University of Iowa. He assists with the Iowa offensive line. Austin previously served as an office assistant with the Hawkeye football program in 2011-12.

Iowa's offense made strides in 2013 as the Hawkeyes posted an 8-5 overall record, placing second in the Legends Division and earning a

spot in the 2014 Outback Bowl.

As an office assistant during the 2011 season, Austin worked with Offensive Coordinator Ken O'Keefe and graduate assistant David Raih in the day-to-day preparation for practice, as well as other office duties.

Prior to working with the Iowa football program, Showalter served as an assistant football coach at Xavier HS in Cedar Rapids from 2006-10. During that time Xavier won the Class 4A state championship in 2007.


Showalter is a native of Cedar Rapids and graduated from Xavier HS. He earned his bachelor's degree in Health and Sport Studies from the University of Iowa in 2008 and earned his master's degree from Iowa in Health and Sport Studies in 2011. Austin is pursuing a master's degree in Sports Management.

Austin was born Aug. 21, 1985. His wife's name is Tia.






**Dr. Ned Amendola**  
Director,  
UI Sports Medicine



**Tyler Anderson**  
Student Assistant



**Terry Armstrong**  
Assistant Coaches  
Secretary



**Broderick Binns**  
Student Assistant



**Nick Doehrmann**  
Assistant Director,  
HawkVision Productions



**Rita Foley**  
Secretary to the  
Head Coach



**Kevin Foor**  
Equipment Room



**Barney Graff**  
Assistant Athletic  
Trainer




**Russ Haynes**  
Associate Director,  
Athletic Training Services



**Martin Hopkins**  
Student Assistant



**Marie Kasparek**  
Athletic Training  
Secretary



**Dean Langstaff**  
Equipment Room



**Karen Messier**  
Receptionist




**Mike Moriarity**  
Director,  
HawkVision Productions



**Greg Morris**  
Equipment Room



**Matt Nelson**  
Assistant Director,  
HawkVision Productions



**Terry Noonan**  
Director,  
Athletic Training Services



**Jerry Palmer**  
Assistant Director,  
HawkVision Productions



**Bob Rahfeldt**  
Director, Football  
Video Operations



**Chris Ruth**  
Assistant Director,  
Football Video Operations



**Dr. Kyle Smoot**  
Primary Care Physician



**Trisha Stortz**  
Assistant Director,  
HawkVision Productions



**Amy Thomas**  
Recruiting Secretary



**Doug West**  
Associate Director, Athletic Training Services  
Assistant Athletic Trainer



**Dr. Brian Wolf**  
Head Team Physician  
Orthopedic Surgeon

No.	Name	Pos.	Ht.	Wt.	Yr.	Hometown	High School/Previous
52 ***	Quinton Alston ^	LB	6-1	232	Sr.	Sicklerville, N.J.	Timber Creek Regional
99	Nathan Bazata	DL	6-2	284	#Fr.	Howells, Neb.	Howells-Dodge
16 *	C.J. Beathard	QB	6-2	203	So.	Franklin, Tenn.	Battle Ground Academy
86	Brandon Bishop	WR	5-9	160	Fr.	Sugar Grove, Ill.	Kaneland
63 **	Austin Blythe	OL	6-3	290	Jr.	Williamsburg, Iowa	Williamsburg
75	Ike Boettger	OL	6-6	267	#Fr.	Cedar Falls, Iowa	Cedar Falls
41	Bo Bower	LB	6-1	220	#Fr.	West Branch, Iowa	West Branch
90	Sam Brincks	DE	6-5	230	Fr.	Carroll, Iowa	Kuemper
5 ****	Damon Bullock ^	RB	6-0	205	Sr.	Mansfield, Texas	Mansfield
33 **	Jordan Canzeri	RB	5-9	192	Jr.	Troy, N.Y.	Troy
60	Jalen Chambers	OL	6-5	290	So.	Bellevue, Iowa	Bellevue
97 **	Darian Cooper	DL	6-2	282	Jr.	Elkridge, Md.	DeMatha Catholic
38 *	Adam Cox	FB	5-11	230	Jr.	Chana, Ill.	Stillman Valley
64	Cole Croston	OL	6-5	270	So.	Sergeant Bluff, Iowa	Sergeant Bluff-Luton
29	LeShun Daniels, Jr. ^	RB	6-0	230	So.	Warren, Ohio	Harding
71 **	Carl Davis	DL	6-5	315	Sr.	Detroit, Mich.	Stevenson
78 **	Andrew Donnal	OL	6-7	305	Sr.	Monclova, Ohio	Anthony Wayne
7 **	Sean Draper ^	DB	6-0	190	Jr.	Cleveland, Ohio	Glenville
87 **	Jake Duzey	TE	6-4	245	Jr.	Troy, Mich.	Athens
56	Faith Ekakitie	DL	6-3	287	So.	Brampton, Ontario	Lake Forest, Ill. Acad.
2	Mick Ellis	K	5-10	180	Fr.	Allen, Tex.	Lovejoy
22	Jalen Embry	DB	6-0	184	Fr.	Detroit, Mich.	King
54	Steve Ferentz	OL	6-2	267	So.	Iowa City, Iowa	Iowa City
68	Dalton Ferguson	OL	6-4	315	Fr.	Solon, Iowa	Solon
36 **	Cole Fisher	OLB	6-2	233	Jr.	Omaha, Neb.	Millard North
28 *	Maurice Fleming	DB	6-0	200	So.	Chicago, Ill.	Curie Metropolitan
77	Daniel Gaffey	DL	6-2	260	#Fr.	Iowa City, Iowa	Regina
12 *	Anthony Gair	DB	6-2	200	So.	Plano, Texas	Prestonwood Christian
57 *	Tommy Gaul	OL	6-3	280	Sr.	Des Moines, Iowa	Dowling Catholic
30	Jake Gervase	DB	6-1	195	Fr.	Davenport, Iowa	Assumption
50	Chad Gilson	LB	6-1	235	Sr.	Urbandale, Iowa	Urbandale/Northern Iowa
66	Colin Goebel	OL	6-5	280	#Fr.	Lisle, Ill.	Naperville North
72	Brant Gressel	DL	6-2	280	#Fr.	Centerville, Ohio	Centerville
45	Eric Grimm	LB	6-2	200	Fr.	Olney, Md.	Our Lady of Good Counsel
21	Trev Hadachek	WR	5-11	180	#Fr.	Dysart, Iowa	Union
82 ***	Ray Hamilton ^	TE	6-5	252	Sr.	Strongsville, Ohio	Strongsville
98 **	Mike Hardy	DL	6-5	280	Sr.	Appleton, Wis.	Kimberly
84	Andre Harris	WR	6-0	180	#Fr.	Kirkwood, Mo.	Kirkwood
93	Terrence Harris	DE	6-3	250	Fr.	Englewood, N.J.	Paramus Catholic
55	Torey Hendrick ^	DE	6-4	230	Jr.	Atco, N.J.	Winslow/ASA College
40	Parker Hesse	LB	6-3	215	Fr.	Waukon, Iowa	Waukon
35	C.J. Hilliard	RB	5-10	185	Fr.	Cincinnati, Ohio	St. Xavier
17 **	Jacob Hillyer	WR	6-4	208	Jr.	Somerset, Texas	Somerset
88	Jake Hulett	DL	6-3	255	#Fr.	Springville, Iowa	Springville
15	Joshua Jackson	DB	6-1	175	Fr.	Corinth, Texas	Lake Dallas
43	Josey Jewell	OLB	6-2	225	#Fr.	Decorah, Iowa	Decorah
67	Jaleel Johnson	DL	6-4	310	So.	Lombard, Ill.	Montini Catholic
55	Zach Johnson	LS	6-3	245	Fr.	Minnetonka, Minn.	Hopkins
8	Marcel Joly	DB	5-11	180	Fr.	Hyattsville, Md.	Forestville Military Acad.
6	Justin Joyce	QB	6-0	175	#Fr.	Midlothian, Va.	Midlothian
14	Connor Keane	WR	6-1	190	#Fr.	St. Paul, Minn.	Cretin-Derham Hall
47	John Kenny	OLB	6-2	225	#Fr.	Carmel, Ind.	Carmel
74	Mitch Keppy	OL	6-5	298	So.	Port Byron, Ill.	Riverdale
16	Dillon Kidd	P	6-2	230	Jr.	Deerfield Beach, Fla.	El Camino CC
92	Will Kincart	DL	6-3	255	So.	Bloomfield, Iowa	Davis County
14 *	Desmond King ^	DB	5-11	190	So.	Detroit, Mich.	East English Village
46 *	George Kittle	TE	6-4	230	So.	Norman, Okla.	Norman
97	Tyler Kluver	LS	6-0	220	#Fr.	Marshalltown, Iowa	Marshalltown
1	Marshall Koehn	PK	6-0	195	Jr.	Solon, Iowa	Solon
98 **	Connor Kornbrath ^	P	6-6	240	Jr.	Bridgeport, W.V.	Bridgeport
80 **	Henry Krieger Coble	TE	6-4	250	Jr.	Mount Pleasant, Iowa	Mount Pleasant
54	Drake Kulick	LB	6-1	220	#Fr.	Muscatine, Iowa	Muscatine
70	Lucas LeGrand	OL	6-5	260	Fr.	Dubuque, Iowa	Senior
48	Luke Lindahl	LB	6-0	215	#Fr.	Mahtomedi, Minn.	Mahtomedi

# 2014 ALPHABETICAL ROSTER

No.	Name	Pos.	Ht.	Wt.	Yr.	Hometown	High School/Previous
27	** Jordan Lomax	DB	5-10	200	Jr.	Upper Marlboro, Md.	DeMatha Catholic
37	*** John Lowdermilk ^	DB	6-2	210	Sr.	Carrollton, Ohio	Carrollton
13	Greg Mabin	DB	6-2	195	So.	Fort Lauderdale, Fla.	Calvary Christian Acad.
30	Steve Manders	LB	6-1	240	#Fr.	Crofton, Md.	Fork Union Military Academy
11	*** Kevonte Martin-Manley	WR	6-0	205	Sr.	Pontiac, Mich.	Brother Rice
83	* Riley McCarron	WR	5-9	185	So.	Dubuque, Iowa	Wahlert Catholic
94	Riley McMin	DE	6-7	265	Jr.	Rochester, Ill.	Rochester
34	* Nate Meier ^	DE	6-2	244	Jr.	Tabor, Iowa	Fremont-Mills
31	Aaron Mends	LB	6-0	200	Fr.	Kansas City, Mo.	Winnetonka
85	Derrick Mitchell, Jr.	WR	6-1	205	#Fr.	St. Louis, Mo.	Vashon
52	Boone Myers	OL	6-5	285	#Fr.	Webster City, Iowa	Webster City
96	Matt Nelson	DE	6-8	255	Fr.	Cedar Rapids, Iowa	Xavier
44	Ben Niemann	LB	6-3	205	Fr.	Sycamore, Ill.	Sycamore
95	* Drew Ott ^	DL	6-4	270	Jr.	Trumbull, Neb.	Giltner
20	Jameer Outsey	LB	6-3	220	Fr.	Somerset, N.J.	Franklin
10	Jonathan Parker	RB	5-8	180	#Fr.	St. Louis, Mo.	Christian Brothers
92	Peter Pekar	TE	6-4	235	#Fr.	Greendale, Wis.	Greendale
39	** Travis Perry	LB	6-3	232	Jr.	Urbandale, Iowa	Urbandale
42	* Macon Plewa	FB	6-2	236	Jr.	Franklin, Wis.	Franklin
22	* Diamond Powell ^	WR	5-11	180	Sr.	Toledo, Ohio	Rogers HS/Snow CC
87	Wil Rathjen	DL	6-3	280	Sr.	Durant, Iowa	Iowa Central CC
91	Miguel Recinos	K	6-1	173	Fr.	Mason City, Iowa	Mason City
69	Keegan Render	OL	6-4	315	Fr.	Indianola, Iowa	Indianola
59	Ross Reynolds	OL	6-4	275	Fr.	Waukee, Iowa	Waukee
2	Malik Rucker	DB	6-0	175	#Fr.	Minneapolis, Minn.	Robbinsdale Cooper
15	* Jake Rudock	QB	6-3	208	Jr.	Weston, Fla.	St. Thomas Aquinas
86	Jay Scheel	WR	6-1	180	Fr.	Mount Auburn, Iowa	Union
68	*** Brandon Scherff	OL	6-5	320	Sr.	Denison, Iowa	Denison
77	Reid Sealby	OL	6-4	290	So.	Byron, Ill.	Byron
58	Eric Simmons	OL	6-2	295	Jr.	Madrid, Iowa	Iowa Western CC
4	** Tevaun Smith ^	WR	6-2	200	Jr.	Toronto, Ontario	Kent School, Conn.
29	Brandon Snyder	DB	6-1	190	Fr.	Inwood, Iowa	West Lyon
50	Jacob Sobotka	LB	6-3	215	Fr.	Mount Ayr, Iowa	Mount Ayr
6	* Reggie Spearman ^	LB	6-3	230	So.	Chicago, Ill.	Simeon
49	Melvin Spears	DE	6-2	268	Jr.	Allen, Texas	Allen
20	Andrew Stone	WR	5-11	175	Sr.	Cedar Falls, Iowa	Northern U/Iowa Western CC
19	Miles Taylor	DB	6-0	185	Fr.	Silver Spring, Md.	Gonzaga College HS
61	Kyle Terlouw	DL	6-4	288	Jr.	Sully, Iowa	Lynnville-Sully/Iowa Central CC
90	** Louis Trinca-Pasat	DL	6-3	290	Sr.	Chicago, Ill.	Lane Tech
5	Omar Truitt	DB	5-11	180	Fr.	Fort Washington, Md.	St. Johns College HS
75	Dean Tsopanides	DL	6-2	270	Jr.	Torrington, Conn.	Torrington
89	* Matt VandeBerg ^	WR	6-1	175	So.	Brandon, S.D.	Brandon Valley
91	Daumantas Venckus-Cucchiara	DL	6-5	240	So.	Weston, Fla.	Cypress Bay
25	Akrum Wadley	RB	5-11	180	#Fr.	Newark, N.J.	Weequahic
65	** Jordan Walsh	OL	6-4	290	Jr.	Glendale Heights, Ill.	Glenbard West
26	Kevin Ward	DB	6-1	205	#Fr.	Homer Glen, Ill.	Providence Catholic
73	Ryan Ward	OL	6-5	290	So.	Homer Glen, Ill.	Providence Catholic
32	Solomon Warfield	DB	6-0	180	#Fr.	Lorain, Ohio	St. Edward
45	** Mark Weisman	RB	6-0	240	Sr.	Buffalo Grove, Ill.	Stevenson
32	Andrew Wellik	RB	5-10	210	#Fr.	Emmetsburg, Iowa	Emmetsburg
79	Sean Welsh	OL	6-3	285	#Fr.	Springboro, Ohio	Springboro
8	Tyler Wieggers	QB	6-4	215	Fr.	Lake Orion, Mich.	Detroit Country Day
18	Derrick Willies	WR	6-4	210	#Fr.	Rock Island, Ill.	Rock Island
81	Jon Wisnieski	TE	6-5	235	#Fr.	W. Des Moines, Iowa	Dowling Catholic
7	Drew Zaun	WR	6-0	185	Sr.	Urbandale, Iowa	Dowling Catholic/N. Iowa

\* - - indicates letters won

^ - - redshirt year still available

# - - redshirt freshman

## Players: 119

Seniors: _____	18	Redshirt Freshmen: _____	29
Juniors: _____	25	Freshmen: _____	27
Sophomores: _____	20		

## Returning Lettermen: 39

3-yr. Lettermen: _____	6	Offense: _____	22
2-yr. Lettermen: _____	18	Defense: _____	16
1-yr. Lettermen: _____	15	Specialty: _____	1





No.	Name	Pos.	Ht.	Wt.	Yr.	Hometown	High School/Previous
1	Marshall Koehn	PK	6-0	195	Jr.	Solon, Iowa	Solon
2	Malik Rucker	DB	6-0	175	#Fr.	Minneapolis, Minn.	Robbinsdale Cooper
2	Mick Ellis	K	5-10	180	Fr.	Allen, Tex.	Lovejoy
4	*** Tevaun Smith ^	WR	6-2	200	Jr.	Toronto, Ontario	Kent School, Conn.
5	*** Damon Bullock ^	RB	6-0	205	Sr.	Mansfield, Texas	Mansfield
5	Omar Truitt	DB	5-11	180	Fr.	Fort Washington, Md.	St. Johns College HS
6	* Reggie Spearman ^	LB	6-3	230	So.	Chicago, Ill.	Simeon
6	Justin Joyce	QB	6-0	175	#Fr.	Midlothian, Va.	Midlothian
7	** Sean Draper ^	DB	6-0	190	Jr.	Cleveland, Ohio	Glenville
7	Drew Zaun	WR	6-0	185	Sr.	Urbandale, Iowa	Dowling Catholic/N. Iowa
8	Marcel Joly	DB	5-11	180	Fr.	Hyattsville, Md.	Forestville Military Acad.
8	Tyler Wieggers	QB	6-4	215	Fr.	Lake Orion, Mich.	Detroit Country Day
10	Jonathan Parker	RB	5-8	180	#Fr.	St. Louis, Mo.	Christian Brothers
11	*** Kevonte Martin-Manley	WR	6-0	205	Sr.	Pontiac, Mich.	Brother Rice
12	* Anthony Gair	DB	6-2	200	So.	Plano, Texas	Prestonwood Christian
13	Greg Mabin	DB	6-2	195	So.	Fort Lauderdale, Fla.	Calvary Christian Acad.
14	* Desmond King ^	DB	5-11	190	So.	Detroit, Mich.	East English Village
14	Connor Keane	WR	6-1	190	#Fr.	St. Paul, Minn.	Cretin-Derham Hall
15	* Jake Rudock	QB	6-3	208	Jr.	Weston, Fla.	St. Thomas Aquinas
15	Joshua Jackson	DB	6-1	175	Fr.	Corinth, Texas	Lake Dallas
16	* C.J. Beathard	QB	6-2	203	So.	Franklin, Tenn.	Battle Ground Academy
16	Dillon Kidd	P	6-2	230	Jr.	Deerfield Beach, Fla.	El Camino CC
17	** Jacob Hillyer	WR	6-4	208	Jr.	Somerset, Texas	Somerset
18	Derrick Willies	WR	6-4	210	#Fr.	Rock Island, Ill.	Rock Island
19	Miles Taylor	DB	6-0	185	Fr.	Silver Spring, Md.	Gonzaga College HS
20	Jameer Outsey	LB	6-3	220	Fr.	Somerset, N.J.	Franklin
20	Andrew Stone	WR	5-11	175	Sr.	Cedar Falls, Iowa	Northern U/Iowa Western CC
21	Trev Hadachek	WR	5-11	180	#Fr.	Dysart, Iowa	Union
22	* Damond Powell ^	WR	5-11	180	Sr.	Toledo, Ohio	Rogers HS/Snow CC
22	Jalen Embry	DB	6-0	184	Fr.	Detroit, Mich.	King
25	Akrum Wadley	RB	5-11	180	#Fr.	Newark, N.J.	Weequahic
26	Kevin Ward	DB	6-1	205	#Fr.	Homer Glen, Ill.	Providence Catholic
27	** Jordan Lomax	DB	5-10	200	Jr.	Upper Marlboro, Md.	DeMatha Catholic
28	* Maurice Fleming	DB	6-0	200	So.	Chicago, Ill.	Curie Metropolitan
29	LeShun Daniels, Jr. ^	RB	6-0	230	So.	Warren, Ohio	Harding
29	Brandon Snyder	DB	6-1	190	Fr.	Inwood, Iowa	West Lyon
30	Steve Manders	LB	6-1	240	#Fr.	Crofton, Md.	Fork Union Military Academy
30	Jake Gervase	DB	6-1	195	Fr.	Davenport, Iowa	Assumption
31	Aaron Mends	LB	6-0	200	Fr.	Kansas City, Mo.	Winnetonka
32	Solomon Warfield	DB	6-0	180	#Fr.	Lorain, Ohio	St. Edward
32	Andrew Wellik	RB	5-10	210	#Fr.	Emmetsburg, Iowa	Emmetsburg
33	** Jordan Canzeri	RB	5-9	192	Jr.	Troy, N.Y.	Troy
34	* Nate Meier ^	DE	6-2	244	Jr.	Tabor, Iowa	Fremont-Mills
35	C.J. Hilliard	RB	5-10	185	Fr.	Cincinnati, Ohio	St. Xavier
36	** Cole Fisher	OLB	6-2	233	Jr.	Omaha, Neb.	Millard North
37	*** John Lowdermilk ^	DB	6-2	210	Sr.	Carrollton, Ohio	Carrollton
38	* Adam Cox	FB	5-11	230	Jr.	Chana, Ill.	Stillman Valley
39	** Travis Perry	LB	6-3	232	Jr.	Urbandale, Iowa	Urbandale
40	Parker Hesse	LB	6-3	215	Fr.	Waukon, Iowa	Waukon
41	Bo Bower	LB	6-1	220	#Fr.	West Branch, Iowa	West Branch
42	* Macon Plewa	FB	6-2	236	Jr.	Franklin, Wis.	Franklin
43	Josey Jewell	OLB	6-2	225	#Fr.	Decorah, Iowa	Decorah
44	Ben Niemann	LB	6-3	205	Fr.	Sycamore, Ill.	Sycamore
45	** Mark Weisman	RB	6-0	240	Sr.	Buffalo Grove, Ill.	Stevenson
45	Eric Grimm	LB	6-2	200	Fr.	Olney, Md.	Our Lady of Good Counsel
46	* George Kittle	TE	6-4	230	So.	Norman, Okla.	Norman
47	John Kenny	OLB	6-2	225	#Fr.	Carmel, Ind.	Carmel
48	Luke Lindahl	LB	6-0	215	#Fr.	Mahtomedi, Minn.	Mahtomedi
49	Melvin Spears	DE	6-2	268	Jr.	Allen, Texas	Allen
50	Chad Gilson	LB	6-1	235	Sr.	Urbandale, Iowa	Urbandale/Northern Iowa
50	Jacob Sobotka	LB	6-3	215	Fr.	Mount Ayr, Iowa	Mount Ayr
52	*** Quinton Alston ^	LB	6-1	232	Sr.	Sicklerville, N.J.	Timber Creek Regional
52	Boone Myers	OL	6-5	285	#Fr.	Webster City, Iowa	Webster City
54	Steve Ferentz	OL	6-2	267	So.	Iowa City, Iowa	Iowa City

# 2014 NUMERICAL ROSTER

No.	Name	Pos.	Ht.	Wt.	Yr.	Hometown	High School/Previous
54	Drake Kulick	LB	6-1	220	#Fr.	Muscatine, Iowa	Muscatine
55	Torey Hendrick ^	DE	6-4	230	Jr.	Atco, N.J.	Winslow/ASA College
55	Zach Johnson	LS	6-3	245	Fr.	Minnetonka, Minn.	Hopkins
56	Faith Ekakitie	DL	6-3	287	So.	Brampton, Ontario	Lake Forest, Ill. Acad.
57 *	Tommy Gaul	OL	6-3	280	Sr.	Des Moines, Iowa	Dowling Catholic
58	Eric Simmons	OL	6-2	295	Jr.	Madrid, Iowa	Iowa Western CC
59	Ross Reynolds	OL	6-4	275	Fr.	Waukee, Iowa	Waukee
60	Jalen Chambers	OL	6-5	290	So.	Bellevue, Iowa	Bellevue
61	Kyle Terlouw	DL	6-4	288	Jr.	Sully, Iowa	Lynnville-Sully/Iowa Central CC
63 **	Austin Blythe	OL	6-3	290	Jr.	Williamsburg, Iowa	Williamsburg
64	Cole Croston	OL	6-5	270	So.	Sergeant Bluff, Iowa	Sergeant Bluff-Luton
65 **	Jordan Walsh	OL	6-4	290	Jr.	Glendale Heights, Ill.	Glenbard West
66	Colin Goebel	OL	6-5	280	#Fr.	Lisle, Ill.	Naperville North
67	Jaleel Johnson	DL	6-4	310	So.	Lombard, Ill.	Montini Catholic
68 ***	Brandon Scherff	OL	6-5	320	Sr.	Denison, Iowa	Denison
68	Dalton Ferguson	OL	6-4	315	Fr.	Solon, Iowa	Solon
69	Keegan Render	OL	6-4	315	Fr.	Indianola, Iowa	Indianola
70	Lucas LeGrand	OL	6-5	260	Fr.	Dubuque, Iowa	Senior
71 **	Carl Davis	DL	6-5	315	Sr.	Detroit, Mich.	Stevenson
72	Brant Gressel	DL	6-2	280	#Fr.	Centerville, Ohio	Centerville
73	Ryan Ward	OL	6-5	290	So.	Homer Glen, Ill.	Providence Catholic
74	Mitch Keppy	OL	6-5	298	So.	Port Byron, Ill.	Riverdale
75	Ike Boettger	OL	6-6	267	#Fr.	Cedar Falls, Iowa	Cedar Falls
75	Dean Tsopanides	DL	6-2	270	Jr.	Torrington, Conn.	Torrington
77	Reid Sealby	OL	6-4	290	So.	Byron, Ill.	Byron
77	Daniel Gaffey	DL	6-2	260	#Fr.	Iowa City, Iowa	Regina
78 **	Andrew Donnal	OL	6-7	305	Sr.	Monclova, Ohio	Anthony Wayne
79	Sean Welsh	OL	6-3	285	#Fr.	Springboro, Ohio	Springboro
80 **	Henry Krieger Coble	TE	6-4	250	Jr.	Mount Pleasant, Iowa	Mount Pleasant
81	Jon Wisnieski	TE	6-5	235	#Fr.	W. Des Moines, Iowa	Dowling Catholic
82 ***	Ray Hamilton ^	TE	6-5	252	Sr.	Strongsville, Ohio	Strongsville
83 *	Riley McCarron	WR	5-9	185	So.	Dubuque, Iowa	Wahlert Catholic
84	Andre Harris	WR	6-0	180	#Fr.	Kirkwood, Mo.	Kirkwood
85	Derrick Mitchell, Jr.	WR	6-1	205	#Fr.	St. Louis, Mo.	Vashon
86	Jay Scheel	WR	6-1	180	Fr.	Mount Auburn, Iowa	Union
86	Brandon Bishop	WR	5-9	160	Fr.	Sugar Grove, Ill.	Kaneland
87 **	Jake Duzey	TE	6-4	245	Jr.	Troy, Mich.	Athens
87	Wil Rathjen	DL	6-3	280	Sr.	Durant, Iowa	Iowa Central CC
88	Jake Hulett	DL	6-3	255	#Fr.	Springville, Iowa	Springville
89 *	Matt VandeBerg ^	WR	6-1	175	So.	Brandon, S.D.	Brandon Valley
90 **	Louis Trinca-Pasat	DL	6-3	290	Sr.	Chicago, Ill.	Lane Tech
90	Sam Brincks	DE	6-5	230	Fr.	Carroll, Iowa	Kuemper
91	Daumantas Venckus-Cucchiara	DL	6-5	240	So.	Weston, Fla.	Cypress Bay
91	Miguel Recinos	K	6-1	173	Fr.	Mason City, Iowa	Mason City
92	Peter Pekar	TE	6-4	235	#Fr.	Greendale, Wis.	Greendale
92	Will Kincart	DL	6-3	255	So.	Bloomfield, Iowa	Davis County
93	Terrence Harris	DE	6-3	250	Fr.	Englewood, N.J.	Paramus Catholic
94	Riley McMin	DE	6-7	265	Jr.	Rochester, Ill.	Rochester
95 *	Drew Ott ^	DL	6-4	270	Jr.	Trumbull, Neb.	Giltner
96	Matt Nelson	DE	6-8	255	Fr.	Cedar Rapids, Iowa	Xavier
97 **	Darian Cooper	DL	6-2	282	Jr.	Elkridge, Md.	DeMatha Catholic
97	Tyler Kluver	LS	6-0	220	#Fr.	Marshalltown, Iowa	Marshalltown
98 **	Mike Hardy	DL	6-5	280	Sr.	Appleton, Wis.	Kimberly
98 **	Connor Kornbrath ^	P	6-6	240	Jr.	Bridgeport, W.V.	Bridgeport
99	Nathan Bazata	DL	6-2	284	#Fr.	Howells, Neb.	Howells-Dodge

\* - indicates letters won

^ - redshirt year still available

# - redshirt freshman

### Players: 119

Seniors: _____	18	Redshirt Freshmen: _____	29
Juniors: _____	25	Freshmen: _____	27
Sophomores: _____	20		

### Returning Lettermen: 39

3-yr. Lettermen: _____	6	Offense: _____	22
2-yr. Lettermen: _____	18	Defense: _____	16
1-yr. Lettermen: _____	15	Specialty: _____	1

No.		Name	Pos.	Ht.	Wt.	Yr.	Hometown	High School/Previous
7	**	Sean Draper ^	DB	6-0	190	Jr.	Cleveland, Ohio	Glenville
22		Jalen Embry	DB	6-0	184	Fr.	Detroit, Mich.	King
28	*	Maurice Fleming	DB	6-0	200	So.	Chicago, Ill.	Curie Metropolitan
12	*	Anthony Gair	DB	6-2	200	So.	Plano, Texas	Prestonwood Christian
30		Jake Gervase	DB	6-1	195	Fr.	Davenport, Iowa	Assumption
15		Joshua Jackson	DB	6-1	175	Fr.	Corinth, Texas	Lake Dallas
8		Marcel Joly	DB	5-11	180	Fr.	Hyattsville, Md.	Forestville Military Acad.
14	*	Desmond King ^	DB	5-11	190	So.	Detroit, Mich.	East English Village
27	**	Jordan Lomax	DB	5-10	200	Jr.	Upper Marlboro, Md.	DeMatha Catholic
37	***	John Lowdermilk ^	DB	6-2	210	Sr.	Carrollton, Ohio	Carrollton
13		Greg Mabin	DB	6-2	195	So.	Fort Lauderdale, Fla.	Calvary Christian Acad.
2		Malik Rucker	DB	6-0	175	#Fr.	Minneapolis, Minn.	Robbinsdale Cooper
29		Brandon Snyder	DB	6-1	190	Fr.	Inwood, Iowa	West Lyon
19		Miles Taylor	DB	6-0	185	Fr.	Silver Spring, Md.	Gonzaga College HS
5		Omar Truitt	DB	5-11	180	Fr.	Fort Washington, Md.	St. Johns College HS
26		Kevin Ward	DB	6-1	205	#Fr.	Homer Glen, Ill.	Providence Catholic
32		Solomon Warfield	DB	6-0	180	#Fr.	Lorain, Ohio	St. Edward
<hr/>								
52	***	Quinton Alston ^	LB	6-1	232	Sr.	Sicklerville, N.J.	Timber Creek Regional
41		Bo Bower	LB	6-1	220	#Fr.	West Branch, Iowa	West Branch
36	**	Cole Fisher	OLB	6-2	233	Jr.	Omaha, Neb.	Millard North
50		Chad Gilson	LB	6-1	235	Sr.	Urbandale, Iowa	Urbandale/Northern Iowa
45		Eric Grimm	LB	6-2	200	Fr.	Olney, Md.	Our Lady of Good Counsel
40		Parker Hesse	LB	6-3	215	Fr.	Waukon, Iowa	Waukon
43		Josey Jewell	OLB	6-2	225	#Fr.	Decorah, Iowa	Decorah
47		John Kenny	OLB	6-2	225	#Fr.	Carmel, Ind.	Carmel
54		Drake Kulick	LB	6-1	220	#Fr.	Muscatine, Iowa	Muscatine
48		Luke Lindahl	LB	6-0	215	#Fr.	Mahtomedi, Minn.	Mahtomedi
30		Steve Manders	LB	6-1	240	#Fr.	Crofton, Md.	Fork Union Military Academy
31		Aaron Mends	LB	6-0	200	Fr.	Kansas City, Mo.	Winnetonka
44		Ben Niemann	LB	6-3	205	Fr.	Sycamore, Ill.	Sycamore
20		Jameer Outsey	LB	6-3	220	Fr.	Somerset, N.J.	Franklin
39	**	Travis Perry	LB	6-3	232	Jr.	Urbandale, Iowa	Urbandale
50		Jacob Sobotka	LB	6-3	215	Fr.	Mount Ayr, Iowa	Mount Ayr
6	*	Reggie Spearman ^	LB	6-3	230	So.	Chicago, Ill.	Simeon
<hr/>								
99		Nathan Bazata	DL	6-2	284	#Fr.	Howells, Neb.	Howells-Dodge
90		Sam Brincks	DE	6-5	230	Fr.	Carroll, Iowa	Kuemper
97	**	Darian Cooper	DL	6-2	282	Jr.	Elkridge, Md.	DeMatha Catholic
71	**	Carl Davis	DL	6-5	315	Sr.	Detroit, Mich.	Stevenson
56		Faith Ekakitie	DL	6-3	287	So.	Brampton, Ontario	Lake Forest, Ill. Acad.
77		Daniel Gaffey	DL	6-2	260	#Fr.	Iowa City, Iowa	Regina
72		Brant Gressel	DL	6-2	280	#Fr.	Centerville, Ohio	Centerville
98	**	Mike Hardy	DL	6-5	280	Sr.	Appleton, Wis.	Kimberly
93		Terrence Harris	DE	6-3	250	Fr.	Englewood, N.J.	Paramus Catholic
55		Torey Hendrick ^	DE	6-4	230	Jr.	Atco, N.J.	Winslow/ASA College
88		Jake Hulett	DL	6-3	255	#Fr.	Springville, Iowa	Springville
67		Jaleel Johnson	DL	6-4	310	So.	Lombard, Ill.	Montini Catholic
92		Will Kincart	DL	6-3	255	So.	Bloomfield, Iowa	Davis County
94		Riley McMin	DE	6-7	265	Jr.	Rochester, Ill.	Rochester
34	*	Nate Meier ^	DE	6-2	244	Jr.	Tabor, Iowa	Fremont-Mills
96		Matt Nelson	DE	6-8	255	Fr.	Cedar Rapids, Iowa	Xavier
95	*	Drew Ott ^	DL	6-4	270	Jr.	Trumbull, Neb.	Giltner
87		Wil Rathjen	DL	6-3	280	Sr.	Durant, Iowa	Iowa Central CC
49		Melvin Spears	DE	6-2	268	Jr.	Allen, Texas	Allen
61		Kyle Terlouw	DL	6-4	288	Jr.	Sully, Iowa	Lynnville-Sully/Iowa Central CC
90	**	Louis Trinca-Pasat	DL	6-3	290	Sr.	Chicago, Ill.	Lane Tech
75		Dean Tsopanides	DL	6-2	270	Jr.	Torrington, Conn.	Torrington
91		Daumantas Venckus-Cucchiara	DL	6-5	240	So.	Weston, Fla.	Cypress Bay
<hr/>								
16	*	C.J. Beathard	QB	6-2	203	So.	Franklin, Tenn.	Battle Ground Academy
6		Justin Joyce	QB	6-0	175	#Fr.	Midlothian, Va.	Midlothian
15	*	Jake Rudock	QB	6-3	208	Jr.	Weston, Fla.	St. Thomas Aquinas
8		Tyler Wiegers	QB	6-4	215	Fr.	Lake Orion, Mich.	Detroit Country Day



# 2014 ROSTER BY POSITION

No.	Name	Pos.	Ht.	Wt.	Yr.	Hometown	High School/Previous
63	** Austin Blythe	OL	6-3	290	Jr.	Williamsburg, Iowa	Williamsburg
75	Ike Boettger	OL	6-6	267	#Fr.	Cedar Falls, Iowa	Cedar Falls
60	Jalen Chambers	OL	6-5	290	So.	Bellevue, Iowa	Bellevue
64	Cole Croston	OL	6-5	270	So.	Sergeant Bluff, Iowa	Sergeant Bluff-Luton
78	** Andrew Donnal	OL	6-7	305	Sr.	Monclova, Ohio	Anthony Wayne
54	Steve Ferentz	OL	6-2	267	So.	Iowa City, Iowa	Iowa City
68	Dalton Ferguson	OL	6-4	315	Fr.	Solon, Iowa	Solon
57	* Tommy Gaul	OL	6-3	280	Sr.	Des Moines, Iowa	Dowling Catholic
66	Colin Goebel	OL	6-5	280	#Fr.	Lisle, Ill.	Naperville North
74	Mitch Keppy	OL	6-5	298	So.	Port Byron, Ill.	Riverdale
70	Lucas LeGrand	OL	6-5	260	Fr.	Dubuque, Iowa	Senior
52	Boone Myers	OL	6-5	285	#Fr.	Webster City, Iowa	Webster City
69	Keegan Render	OL	6-4	315	Fr.	Indianola, Iowa	Indianola
59	Ross Reynolds	OL	6-4	275	Fr.	Waukee, Iowa	Waukee
68	*** Brandon Scherff	OL	6-5	320	Sr.	Denison, Iowa	Denison
77	Reid Sealby	OL	6-4	290	So.	Byron, Ill.	Byron
58	Eric Simmons	OL	6-2	295	Jr.	Madrid, Iowa	Iowa Western CC
65	** Jordan Walsh	OL	6-4	290	Jr.	Glendale Heights, Ill.	Glenbard West
73	Ryan Ward	OL	6-5	290	So.	Homer Glen, Ill.	Providence Catholic
79	Sean Welsh	OL	6-3	285	#Fr.	Springboro, Ohio	Springboro
87	** Jake Duzey	TE	6-4	245	Jr.	Troy, Mich.	Athens
82	*** Ray Hamilton ^	TE	6-5	252	Sr.	Strongsville, Ohio	Strongsville
46	* George Kittle	TE	6-4	230	So.	Norman, Okla.	Norman
80	** Henry Krieger Coble	TE	6-4	250	Jr.	Mount Pleasant, Iowa	Mount Pleasant
92	Peter Pekar	TE	6-4	235	#Fr.	Greendale, Wis.	Greendale
81	Jon Wisnieski	TE	6-5	235	#Fr.	W. Des Moines, Iowa	Dowling Catholic
5	*** Damon Bullock ^	RB	6-0	205	Sr.	Mansfield, Texas	Mansfield
33	** Jordan Canzeri	RB	5-9	192	Jr.	Troy, N.Y.	Troy
29	LeShun Daniels, Jr. ^	RB	6-0	230	So.	Warren, Ohio	Harding
35	C.J. Hilliard	RB	5-10	185	Fr.	Cincinnati, Ohio	St. Xavier
10	Jonathan Parker	RB	5-8	180	#Fr.	St. Louis, Mo.	Christian Brothers
25	Akrum Wadley	RB	5-11	180	#Fr.	Newark, N.J.	Weequahic
45	** Mark Weisman	RB	6-0	240	Sr.	Buffalo Grove, Ill.	Stevenson
32	Andrew Wellik	RB	5-10	210	#Fr.	Emmetsburg, Iowa	Emmetsburg
38	* Adam Cox	FB	5-11	230	Jr.	Chana, Ill.	Stillman Valley
42	* Macon Plewa	FB	6-2	236	Jr.	Franklin, Wis.	Franklin
86	Brandon Bishop	WR	5-9	160	Fr.	Sugar Grove, Ill.	Kaneland
84	Andre Harris	WR	6-0	180	#Fr.	Kirkwood, Mo.	Kirkwood
21	Trev Hadachek	WR	5-11	180	#Fr.	Dysart, Iowa	Union
9	* Blake Haluska	WR	6-4	212	Sr.	Carroll, Iowa	Carroll
17	** Jacob Hillyer	WR	6-4	208	Jr.	Somerset, Texas	Somerset
14	Connor Keane	WR	6-1	190	#Fr.	St. Paul, Minn.	Cretin-Derham Hall
11	*** Kevonte Martin-Manley	WR	6-0	205	Sr.	Pontiac, Mich.	Brother Rice
83	* Riley McCarron	WR	5-9	185	So.	Dubuque, Iowa	Wahlert Catholic
85	Derrick Mitchell, Jr.	WR	6-1	205	#Fr.	St. Louis, Mo.	Vashon
22	* Damond Powell ^	WR	5-11	180	Sr.	Toledo, Ohio	Rogers HS/Snow CC
86	Jay Scheel	WR	6-1	180	Fr.	Mount Auburn, Iowa	Union
4	** Tevaun Smith ^	WR	6-2	200	Jr.	Toronto, Ontario	Kent School, Conn.
20	Andrew Stone	WR	5-11	175	Sr.	Cedar Falls, Iowa	Northern U/Iowa Western CC
89	* Matt VandeBerg ^	WR	6-1	175	So.	Brandon, S.D.	Brandon Valley
18	Derrick Willies	WR	6-4	210	#Fr.	Rock Island, Ill.	Rock Island
7	Drew Zaun	WR	6-0	185	Sr.	Urbandale, Iowa	Dowling Catholic/N. Iowa
2	Mick Ellis	K	5-10	180	Fr.	Allen, Tex.	Lovejoy
55	Zach Johnson	LS	6-3	245	Fr.	Minnetonka, Minn.	Hopkins
16	Dillon Kidd	P	6-2	230	Jr.	Deerfield Beach, Fla.	El Camino CC
97	Tyler Kluver	LS	6-0	220	#Fr.	Marshalltown, Iowa	Marshalltown
1	Marshall Koehn	PK	6-0	195	Jr.	Solon, Iowa	Solon
98	** Connor Kornbrath ^	P	6-6	240	Jr.	Bridgeport, W.V.	Bridgeport
91	Miguel Recinos	K	6-1	173	Fr.	Mason City, Iowa	Mason City

\* -- indicates letters won

^ -- redshirt year still available

# -- redshirt freshman

**OFFENSE**

Pos.	No.	Name	Ht.	Wt.	Yr.
SE	4 **	Tevaun Smith ^	6-2	200	Jr.
	18	Derrick Willies	6-4	210	#Fr.
LT	68 ***	Brandon Scherff	6-5	320	Sr.
	75	Ike Boettger	6-6	267	#Fr.
LG	79	Sean Welsh	6-3	285	#Fr.
	52	Boone Myers	6-5	285	#Fr.
C	63 **	Austin Blythe	6-3	290	Jr.
	57 *	Tommy Gaul	6-3	280	Sr.
<b>or</b>	58	Eric Simmons	6-2	295	Jr.
RG	65 **	Jordan Walsh	6-4	290	Jr.
	74	Mitch Keppy	6-5	298	So.
RT	78 **	Andrew Donnal	6-7	305	Sr.
	64	Cole Croston	6-5	270	So.
<b>or</b>	73	Ryan Ward	6-5	290	So.
TE	82 ***	Ray Hamilton ^	6-5	252	Sr.
	87 **	Jake Duzey	6-4	245	Jr.
	80 **	Henry Krieger Coble	6-4	250	Jr.
	46 *	George Kittle	6-4	230	So.
WR	11 ***	Kevonte Martin-Manley	6-0	205	Sr.
	89 *	Matt VandeBerg ^	6-1	175	So.
	85	Andre Harris	6-0	180	#Fr.
WR	17 **	Jacob Hillyer	6-4	208	Jr.
	22 *	Damond Powell ^	5-11	180	Sr.
	85	Derrick Mitchell, Jr.	6-1	205	#Fr.
QB	15 *	Jake Rudock	6-3	208	Jr.
	16 *	C.J. Beathard	6-2	203	So.
RB	45 **	Mark Weisman	6-0	240	Sr.
<b>or</b>	33 **	Jordan Canzeri	5-9	192	Jr.
	5 ***	Damon Bullock	6-0	205	Sr.
<b>or</b>	29	LeShun Daniels, Jr. ^	6-0	230	So.
FB	38 *	Adam Cox	5-11	230	Jr.
	42 *	Macon Plewa	6-2	236	Jr.
PK	1	Marshall Koehn	6-0	195	Jr.

**DEFENSE**

Pos.	No.	Name	Ht.	Wt.	Yr.
LE	95 *	Drew Ott ^	6-4	270	Jr.
	34 *	Nate Meier ^	6-2	244	Jr.
LT	71 **	Carl Davis	6-5	315	Sr.
	97 **	Darian Cooper	6-2	282	Jr.
	56	Faith Ekakitie	6-3	287	So.
RT	90 **	Louis Trinca-Pasat	6-3	290	Sr.
	67	Jaleel Johnson	6-4	310	So.
	99	Nathan Bazata	6-2	284	#Fr.
RE	98 **	Mike Hardy	6-5	280	Sr.
	94	Riley McMinn	6-7	265	Jr.
	49	Melvin Spears	6-2	268	Jr.
OLB	39 **	Travis Perry	6-3	232	Jr.
	43	Josey Jewell	6-2	225	#Fr.
	41	Bo Bower	6-1	220	#Fr.
MLB	52 ***	Quinton Alston ^	6-1	232	Sr.
	50	Chad Gilson	6-1	235	Sr.
<b>or</b>	47	John Kenny	6-2	225	#Fr.
WLB	6 *	Reggie Spearman ^	6-3	230	So.
	36 **	Cole Fisher	6-2	233	Jr.
<b>or</b>	47	John Kenny	6-2	225	#Fr.
LC	28 *	Maurice Fleming	6-0	200	So.
<b>or</b>	7 **	Sean Draper ^	6-0	190	Jr.
	13	Greg Mabin	6-2	195	So.
SS	37 ***	John Lowdermilk ^	6-2	210	Sr.
	26	Kevin Ward	6-1	205	#Fr.
FS	27 **	Jordan Lomax	5-10	200	Jr.
	12 *	Anthony Gair	6-2	200	So.
	32	Solomon Warfield	6-0	180	#Fr.
RC	14 *	Desmond King ^	5-11	190	So.
	2	Malik Rucker	6-0	175	#Fr.
PT	98 **	Connor Kornbrath ^	6-6	240	Jr.
		Dillon Kidd	6-2	230	Jr.

**Punt Returns:**

11 \*\*\* Kevonte Martin-Manley

**Kickoff Returns:**

33 \*\* Jordan Canzeri

**Deep Snaps:**

97 Tyler Kluver

**Holder:**

98 \*\* Connor Kornbrath

\* - Letters won

^ - Redshirt year still available

# - Indicates redshirt freshman

Iowa will rely on a veteran offense and a veteran defensive line to lead the way into the season, allowing younger players to gain experience at the linebacker and defensive secondary positions early in the 2014 season. Overall, the Hawkeyes return eight starters on offense and five on defense among the 39 lettermen (22 offense, 16 defense and one specialist).

Iowa used strong defense and a steady offense to earn an 8-5 record in 2013, and an invitation to the 2014 Outback Bowl. The Outback Bowl marked Iowa's 11th bowl appearance and seventh January bowl game since 2001. Iowa's 5-3 record in the Big Ten Conference earned a tie for second in the Legends Division. The Hawkeyes have posted six bowl wins (most in the Big Ten since 2001) under Ferentz.

Kirk Ferentz heads into his 16th season as the Hawkeye head coach, as Iowa and the Big Ten Conference head into the first season with 14 league members and newly formed East and West Divisions. Iowa will join Illinois, Minnesota, Nebraska, Northwestern, Purdue and Wisconsin in the West Division, as league newcomers Maryland and Rutgers will compete in the East with Indiana, Michigan, Michigan State, Ohio State and Penn State.

"This is new for all of us," said Ferentz. "Moving from 12 to 14 teams, I don't think there is a perfect way to do it. I do like that we are back to playing regional teams annually. From the fans standpoint, that is a good thing. No matter how you do it, it's still going to be competitive, there will be two outstanding teams in Indianapolis at the end of the year, and it will be tough to get there. That hasn't changed. I think everyone would agree this expansion is going to be a good thing for the Big Ten. At the end of the day it is going to be good for everybody, but we are all going to have a period of adjustment."

Ferentz is tied for fourth among all FBS coaches in longevity. He has posted a 108-79 record with the Hawkeyes, including a 106-61 record over the past 13 seasons. Iowa has played in 11 bowl games under Ferentz, posting a 6-5 record that includes four January bowl victories and a 1-1 mark in BCS bowl games. Ferentz' six bowl victories tie for third-most among Big Ten coaches.

The Iowa coaching staff has just one change from a year ago, as Eric Johnson left the coaching profession to pursue a business opportunity. Seth Wallace was named recruiting coordinator in June. Wallace previously spent three seasons (2006-08) on the Iowa staff as a graduate assistant.

Phil Parker (defense) and Greg Davis (offense) each head into their third seasons as coordinators. Jim Reid and LeVar Woods were recognized last season as Linebacker Coaches of the Year by FootballScoop, while Chris White (running backs) was named by Rivals.com as one of the top recruiters in the Big Ten. Parker will once again coach the defensive secondary, while Reese Morgan coaches the defensive line. Davis coaches the Iowa quarterbacks, Brian Ferentz is in his third season with the offensive line and Bobby Kennedy is in his second year with the Iowa wide receivers.

"I felt good coming out of spring a year ago about the way things came together," said Ferentz. "The players took to the staff, and vice versa. It takes a good staff to be productive, and our guys have been great. I feel very good about the staff we have; they enjoy being at Iowa, and are enjoying our players, and that is a two-way street. They have come together really well."

The Iowa offense returns junior quarterback Jake Rudock, who started all 13 games a year ago. Also returning are its leading rusher, senior Mark Weisman (975 yards), and leading receiver, senior Kevonte Martin-Manley (40-388). Running backs Damon Bullock and Jordan Canzeri also return, along with wide receiver Tevaun Smith.

Additional returning starters on offense include left tackle Brandon Scherff, who earned first team All-Big Ten honors, along with All-America recognition as a junior. Juniors Austin Blythe (center) and Jordan Walsh (right guard) return after starting all 13 games a year ago. Smith (wide receiver) and Adam Cox (fullback) are also returning starters. Both are juniors.

The losses on offense include linemen Brett Van Sloten (right tackle) and Conor Boffeli (left guard), who each started every game a year ago. Tight end C.J. Fiedorowicz was second to Martin-Manley in receptions and yards, while leading the team with six touchdown receptions. Fiedorowicz earned first team All-Big Ten honors, while Van Sloten was second team and Boffeli earned honorable mention. Fiedorowicz was a third round selection of the Houston Texans in the 2014 NFL Draft, while Van Sloten and Boffeli signed free agent contracts immediately following the draft.

The Hawkeyes return three starters on the defensive line and 2-of-4r starters in the secondary. Senior tackle Carl Davis enjoyed his most productive season a year ago, earning second team All-Big Ten recognition from league coaches. Senior Louis Trinca-Pasat also started every game at tackle and earned honorable mention recognition. Junior Drew Ott started 12 games at end and senior Mike Hardy started six at the other end position. Senior John Lowdermilk started all 13 games at strong safety and sophomore cornerback Desmond King started the final 12 games in his first year in the program.

Iowa's defense will miss the play of three linebackers who were seniors in 2013. Each of the three recorded more than 100 tackles a year ago, and all three totaled more than 250 career stops. James Morris, Anthony Hitchens and Christian Kirksey all completed their careers in four years and all three started every game last season. Morris and Hitchens were second team All-Big Ten and Kirksey was honorable mention.

Kirksey was selected by Cleveland in the third round of the NFL Draft, while Hitchens was a fourth round selection of the Dallas Cowboys. Morris signed a free agent contract immediately following the draft.

Other senior starters on defense last season included defensive end Dominic Alvis, who battled injuries throughout the year, cornerback B.J. Lowery and safety Tanner Miller. Lowery earned first team All-Big recognition from league media, while Miller earned honorable mention honors. Lowery (Kansas City) and Miller (Green Bay) both were immediately invited to NFL camps following the draft.

Iowa also lost kicker Mike Meyer and long snapper Casey Kreiter to graduation. Meyer ranks second in career scoring (324) and career field goals (61). Kreiter handled all deep snaps for the last three seasons. Meyer was second team All-Big Ten and Kreiter was honorable mention. Both were in NFL camps in the early spring.

"Every year has its own set of challenges, every year is a new team," said Ferentz. "We are more experienced at quarterback, but less experienced at linebacker, those things come and go. It really



gets down to how you meet the opportunity and the challenges that are in front of you; it's about what we choose to do and the path we choose to take. We had a more enjoyable season last year than the previous year, but that is not going to help us when we open this season. We have to do the most we can to prepare well, you have to show up on game day and be ready to go."

When the Hawkeyes do report to camp in early August, they will enjoy the benefits of the newly minted Richard O. Jacobson Football Operations Building and the Stew and LeNore Hansen Football Performance Center. The latest addition to the Hayden Fry Football Complex connects directly to the indoor practice facility and provides state-of-the-art facilities for all phases of the football program.

"It's going to be fun for our players to go through there for the first time; that will really be a neat moment for all of us," said Ferentz. "I can only imagine how excited they will be when they see what a nice facility it is. It will benefit us right off the bat. We have been able to walk recruits through the facility; that is really important and impactful to them. The bigger picture, it is what had to be done for the long term health of the program. It's a big, big step for the entire program, and one that will benefit the program for decades to come. That's really what the whole thing is about to me."

Here is a look at the Hawkeyes, position by position:

#### **QUARTERBACK**

Rudock (6-3, 205) returns after starting all 13 games a year ago. He completed 204-of-346 attempts for 2,383 yards and 18 touchdowns, with 13 interceptions. His yardage ranks 14th best in a single season at Iowa and the 18 scoring strikes ties for ninth-best in a season. Rudock also rushed for 218 yards and five scores and led the Hawkeyes on late game-winning scoring drives in wins over Northwestern and Michigan.

Sophomore C.J. Beathard (6-2, 195) saw action in five games, completing 9-of-27 attempts for 179 yards and one touchdown. He also rushed for two scores and had two interceptions.

#### **KIRK COMMENTS:**

***"There has been a lot of talk this spring about C.J., because he did a good job. But the rest of the story is that Jake improved as well and had a very good spring. He competed well last year, and improved throughout the spring. We feel both quarterbacks have improved since our last game, and are confident both of them can play well and lead our team. Last year we were hoping they both could do it. Right now, we are confident that if we gave the ball to either one of them, they can go out and play well."***

***Realistically, if there is a way to get C.J. in the game, find a way to get him in from week to week; it's something we have to look at and discuss. It is a little tricky at the quarterback position, compared to some other positions, but it's something we will give thought to."***

#### **RUNNING BACK**

The entire group of running backs returns from a year ago, including four players who saw considerable action. Weisman (6-0, 236) led the ground game in 2013 with 975 yards and eight touchdowns. He ranks 14th in career rushing yards (1,790) at Iowa.

Bullock (6-0, 200) has 1,000 career rushing yards after gaining 467 last season. Bullock also had 20 receptions for 173 yards, scoring one receiving and one rushing touchdown.

Canzeri (5-9, 192) returned to action last season after missing 2012 because of a knee injury. He was second in rushing with 481 yards (6.5 yards per carry). He rushed for two scores and added 61 yards on four pass receptions. Canzeri was second in rushing yards in 2011 (31-114), seeing action in seven games. He started the 2011 Insight Bowl and led the Hawkeyes in rushing (22-58) and receptions (6-28-1 touchdown) against Oklahoma.

LeShun Daniels, Jr. (6-0, 215) saw action in seven games as a true freshman, averaging 3.9 yards on 36 attempts.

#### **KIRK COMMENTS:**

***"The good news is two years ago we weren't sure we had a running back, and by the end of the year Damon and Mark stepped up. Jordan played well and gave us a spark coming down the stretch; he continues to improve. We thought enough of LeShun as a freshman to play him last year and he had a good spring as well. Potentially we have four guys that can play well, and they complement each other. They are all different in their own ways. Hopefully we can carve out a role for each, use them wisely and keep them fresh."***

#### **FULLBACK**

Juniors Adam Cox (5-11, 230) and Macon Plewa (6-2, 236) return after sharing the fullback duties in 2013. Cox averaged four yards on four rushing attempts and had 51 yards on three receptions. Plewa, who missed two games because of injury, added three receptions for 21 yards. Both are solid in supporting the offense from the fullback position and both are valuable contributors on special teams.

#### **KIRK COMMENTS:**

***"Both Adam Cox and Macon Plewa did a nice job last year and that continued in the spring. We could flip a coin; we consider them both to be starters. They both do a really nice job in our offense and contribute on special teams as well."***

#### **TIGHT END**

Four players with significant playing time return. Senior Ray Hamilton (6-5, 252) and junior Jake Duzey (6-4, 245) are listed first and second on the depth chart, respectively. Duzey ranked fifth in receiving last season (19-270-2 TDs), while Hamilton had 95 yards on eight receptions.

Additional tight ends with game experience include sophomore George Kittle (6-4, 230) and junior Henry Krieger Coble (6-4, 250). Redshirt freshman Jon Wisnieski (6-5, 235) will miss the majority of the 2014 season due to a spring practice injury.

#### **KIRK COMMENTS:**

***"We lose C.J., who was our first senior drafted, predictably. I think he will have a productive NFL career; he played very well for us. I think the entire group has to absorb that loss, but I think we are healthy there. Ray Hamilton is a player who, internally, we've probably under-appreciated a little bit. He is not as big as C.J., maybe not as fast as Jake Duzey, but a good football player and I would describe him as a clutch guy. Jake started to come into his own a little last year. Like Tevaun Smith, he is in position to have his two best years of football."***

***Henry Krieger Coble has done very well, he probably catches the ball better than anybody on the team, he has great ball skills and he had a good spring. George Kittle does good things in the passing game, and his blocking has improved as well. We have a good mix there, a good group to work with. The only negative is losing Jon Wisnieski to injury in the spring. He was doing well and has a good future in front of him. Hopefully we can get him back practicing in late season."***

#### WIDE RECEIVER

Kevonte Martin-Manley (6-0, 205) has started 24 games over the last two seasons and is Iowa's most experienced receiver. He led the team in receptions (40-388-5 TDs) last season and ranks 10th at Iowa in career receptions (122) and 25th in receiving yards (1,282). He is 52 receptions from breaking the UI school record.

Tevaun Smith (6-2, 200) and junior Jacob Hillyer (6-4, 205) saw extended playing time a year ago, with Smith grabbing 24 catches for 310 yards and a touchdown, and Hillyer collecting 11 receptions for 135 yards and two scores. Senior Damond Powell (12-291-2 TDs) led all receivers in average yards per catch (24.2) and sophomore Matt VandeBerg had 59 yards on eight catches as a true freshman.

Redshirt freshmen who have the chance to step up include Derrick Willies (6-4, 210), Andre Harris (6-0, 180) and Derrick Mitchell, Jr. (6-1, 205).

#### KIRK COMMENTS:

***"Kevonte is coming into his senior year and has improved every year as a player; he is a leader of the group. Tevaun really progressed last year; it helped him to play as a true freshman, and when we made that decision, we were hoping that would help push him along. We thought the investment we made two years ago would pay off, and I think we started to see that last year with Tevaun as the year went on. He is primed to have his two best years. I would also mention Jake Hillyer in that group; he did some good things last year. He plays to his strengths, and he had a good spring too."***

***Damond joined us just before camp so he was learning on the run all season; he is much more comfortable now."***

***Matt VandeBerg played last year as a true freshman. He had a good spring and is a versatile player. Derrick Willies, who redshirted last year; improved throughout the spring. We were most pleased with his consistency; he got better with that as we went along. It was an important and productive 15 practices for him."***

***It is still a young group. They have worked hard and Bobby (Kennedy) has done a good job of moving them along. We have some good competition there and that is good for everybody, it makes guys get better faster."***

#### OFFENSIVE LINE

Ferentz noted in February that Iowa's most impactful recruit of the year was receiving the news that left tackle Brandon Scherff (6-5, 315) would remain in the program for his final season. Scherff, a first team All-Big Ten selection in 2013, will be expected to anchor the offensive line.

Scherff started 23 games over the past three seasons, including all 13 games a year ago. He suffered a major injury

midway through the 2012 campaign and missed the final five games. Scherff improved with each game last season, earning second team All-America honors from three news outlets and third team All-America recognition from two publications.

The Hawkeyes also return Austin Blythe and Jordan Walsh at center and right guard, respectively. Blythe started 22 games in two seasons, while Walsh has 14 starts. They each started every game last season, with Blythe earning honorable mention All-Big Ten recognition.

Iowa must replace two starters; Conor Boffeli and Brett Van Sloten. Boffeli started all 13 games a year ago at left guard and Van Sloten all 25 games over the past two seasons at right tackle. Van Sloten was second team All-Big Ten last seasons and Boffeli was honorable mention.

Senior Andrew Donnal (6-7, 305) is listed at right tackle ahead of sophomore Cole Croston (6-5, 250) and sophomore Ryan Ward (6-5, 290). Donnal has three career starts and has proven he can play well at both guard and tackle positions. Redshirt freshman Ike Boettger (6-6, 267) is listed behind Scherff at left tackle.

At left guard, Sean Welsh (6-3, 285) is listed ahead of Boone Myers (6-5, 250). Both are redshirt freshmen. Senior Tommy Gaul (6-3, 277) and junior Eric Simmons (6-2, 295) are listed behind Blythe at center and sophomore Mitch Keppey (6-5, 298) is behind Walsh at right guard.

#### KIRK COMMENTS:

***"Obviously we are led by one of the best linemen to come through here in Brandon; we're really pleased that he came back for his senior year. He is an outstanding player and also a strong leader, mainly through his actions. He is an exemplary player, the way he does everything; that is a real boost for our entire football team."***

***Austin really transitioned to center with relative ease last year. He played okay as a freshman, and last year played at a high level. He has a chance to finish out strong the next two years. Jordan has not been quite as consistent, due to some injuries, but he had a good spring and we are confident he will be a good football player for us. Andrew has played well at both guard and tackle. I think he is more comfortable, more fitted, to be a tackle. Those four all did a good job this spring; we will count on them to bring the young guys along. Sean Welsh had a good spring. He did a good job last year as a true freshman, had a good spring, and progressed well. He is our fifth guy. After that we are trying to move things as fast as we can for the younger guys. We worked hard to develop those guys in the spring and that will carry right into camp."***

#### DEFENSIVE LINE

Iowa returns three starters and six lettermen on the defensive line, with a number of the returning players seeing regular duty over the past two years.

Senior Louis Trinca-Pasat (6-3, 290) has started all 25 games the last two seasons at tackle, while Davis (6-5, 315) started every game a year ago. Davis earned second team All-Big Ten honors from league coaches last season, while Trinca-Pasat was honorable mention. Davis had 42 tackles and Trinca-Pasat registered 38, while the two combined for 12 tackles for loss and four sacks.

Ott started 12 games last season at one end position, while Hardy (6-5, 275) started six games. Ott led the linemen with 6.5 tackles for loss and 2.5 sacks. Hardy had five tackles for loss and 1.5 sacks.

Junior Darian Cooper (6-2, 280) is listed behind Davis at one tackle position. Cooper played in all 13 games last season, recording 18 tackles and 1.5 tackles for loss. Sophomore Jaleel Johnson (6-4, 310) is listed behind Trinca-Pasat. Sophomore Faith Ekakitie (6-3, 287) and redshirt freshman Nathan Bazata (6-2, 284) are young players who progressed during spring practice.

Nate Meier (6-2, 235) and Riley McMinn (6-7, 260) are listed with the second group at the end positions, and Melvin Spears (6-2, 268) is listed behind McMinn. All three are juniors. Meier played in 13 games last season, seeing most of his snaps in passing situations. McMinn was limited throughout the 2013 season because of injury.

#### KIRK COMMENTS:

*"We threw Drew Ott in there two years ago, probably before he was ready, but I think that helped him play better last year, and he did a good job in the spring. He lined up over Brandon every day, and worked him hard. I think that helped both of them. Mike Hardy was a pleasant surprise a year ago. He was pressed into action last fall when Dom (Dominic Alvis) was hurt, and Mike played well. We have two players there we are very confident in.*

*Louis Trinca-Pasat works extremely hard; two years ago he was learning on the job. Last year, he really played like a veteran, he is a strong leader. Carl Davis has emerged also. He had a nice year last year and has continued to improve as a player, and is developing into a leader. Those two are doing a good job and are the hub of the defense.*

*Behind the first group we have some depth and experience. Nate Meier was one of our more improved guys in the spring. His body has caught up to him a little; he is able to do more things well. Darian Cooper has given us quality snaps and did a good job this spring. He is primed to have a couple of good years here. Jaleel Johnson took a couple big steps forward. Riley McMinn, who has had several injuries to deal with the last two years, had a really productive spring. Faith Ekakitie is progressing, and Nathan Bazata is doing a good job after he redshirted last fall."*

#### LINEBACKERS (Includes outside linebackers)

Everyone will be watching the progress at this position, as it is widely known that the Hawkeyes lost three very good seniors to graduation. Hitchens, Morris and Kirksey earned a number of accolades for their play, both in 2013 and throughout their careers. The three combined to start 104 times over the past four years (none of the three ever redshirted) while totaling 985 career tackles.

Senior Quinton Alston (6-1, 232) is listed at the middle linebacker spot, ahead of senior Chad Gilson (6-1, 230) and redshirt freshman John Kenny (6-2, 215). Alston, a three-year letterman, played in all 13 games last season, collecting 12 tackles and a recovered fumble. Kenny participated in spring drills a year ago after beginning his college career for the spring semester. Gilson sat out last year after transferring from Northern Iowa.

Sophomore Reggie Spearman (6-3, 225) is listed ahead of junior Cole Fisher (6-2, 228) and Kenny at weak side linebacker. Spearman played in 10 games as a true freshman, recording 10 tackles. Fisher is a two-year letterman who also played in 10 games a year ago, primarily on special teams.

Junior Travis Perry (6-3, 232) is listed with the first team at the outside position. Perry is a two-year letterman who collected 10 tackles in 13 games a year ago. He is listed ahead of Josey Jewell (6-2, 200) and Bo Bower (6-1, 220), a pair of redshirt freshmen.

#### KIRK COMMENTS:

*"Quinton Alston had a good spring. We expected that, he has been playing well; he really turned the corner last spring and summer. Chad Gilson is a transfer who redshirted last season. He impressed us on the scout team in the fall, and impressed us this spring. He has entered the conversation.*

*We chose to play Reggie Spearman last year as a true freshman, thinking it would benefit him and move him along faster. He had a good spring at the will position. Behind him, Cole Fisher settled in at the will position; he and John Kenny are competing for the back-up job there. John also plays the mike position.*

*On the outside, Travis Perry had a tough spring; he was injured a little, then got sick, missed some time and lost some weight. But he is healthy now and will be fine; he has been around and has played well. That forced us to look at some other guys. Josey Jewell did a commendable job for being at that position for a short time. Bo Bower will play and help us on special teams as well.*

*We had a lot of discussion on what would be the best fit for some guys, as far as which position fit best. We are still feeling that out a little bit and that will probably continue in the fall. We need to get the guys in the positions where they can function the best, create competition, and help the defense be productive."*

#### DEFENSIVE BACKS

Two of the four starters return in the secondary, including cornerback Desmond King (5-11, 190) and strong safety John Lowdermilk (6-2, 210). Cornerback B.J. Lowery, 22 starts, and free safety Tanner Miller, 36 starts, must be replaced. Lowery and Miller were two additional players invited to NFL training camps immediately following the draft.

King came on as a true freshman in 2013, ranking sixth on the team with 69 tackles. His 69 tackles were the most by a Big Ten freshman in 2013. He also had eight pass break-ups and two recovered fumbles. King moved into the starting lineup in the second game of the season and started 12 times. He was named to the Big Ten All-Freshman team and was third team Freshman All-America by Athlon Sports. King is listed ahead of redshirt freshman Malik Rucker (6-0, 170) at right cornerback.

Sophomore Maurice Fleming (6-0, 188), junior Sean Draper (6-0, 180) and sophomore Greg Mabin (6-2, 195) are in the battle for the left cornerback position. Fleming saw action in eight games last season and Draper played in seven.

Lowdermilk had a solid season while starting all 13 games and is a senior and three-year letterman. He recorded 78 tackles and had a 71-yard interception return in the Outback Bowl. He is listed ahead of redshirt freshman Kevin Ward (6-1, 205).



Junior Jordan Lomax (5-10, 195) is listed with the first team at free safety after playing cornerback a year ago. Lomax started the season opener before missing four games because of injury. He is listed ahead of sophomore Anthony Gair (6-2, 200) and redshirt freshman Solomon Warfield (6-0, 180). Gair recorded seven tackles in 13 games last season.

#### KIRK COMMENTS:

*"The good news is that we have two guys returning who are established from a year ago in Desmond King and John Lowdermilk. Last year, Jordan Lomax was starting at one corner before injuries forced him out. He is off to a great start in the transition to safety, we're confident he will be ready to go at the start. It's a good spot for him, his best spot."*

*The other corner is up for grabs; you could put Maurice Fleming, Sean Draper and Greg Mabin in a hat right now. It's a little like quarterback a year ago, any of the three can earn the job, and I would expect Malik Rucker to enter that mix as well. We'll watch them compete in camp and see how it progresses."*

#### SPECIAL TEAMS

The Hawkeyes must replace several key performers on special teams, while Connor Kornbrath and punt return specialist Kevonte Martin-Manley return.

Gone are kicker Mike Meyer, long snapper Casey Kreiter and kick returner Jordan Cotton. Meyer ended his career ranked second at Iowa in career scoring (324) and field goals (61). He earned second team All-Big Ten honors as a senior. Kreiter has handled all deep snaps for three seasons and earned honorable mention All-Big Ten honors a year ago. Cotton handled KO returns for two seasons.

Junior Marshall Koehn is listed on the top line at the placekicker position.

Kornbrath (6-6, 240) is a junior who handled all punting duties the past two seasons. He averaged 40 yards per punt in 2013, with 27 punts inside the 20 and three touchbacks. Iowa opponents averaged just 4.9 yards on 21 returns. Kornbrath also took over as holder on PAT and field goal attempts last season. Junior Dillon Kidd (6-1, 230) joined the program for the spring semester and is listed behind Kornbrath.

Martin-Manley enjoyed a solid season in his first year returning punts. He averaged 15.7 yards per return to rank second in the Big Ten and eighth in the nation. He returned consecutive punts for touchdowns in a win over Western Michigan, becoming the first player in Big Ten history to accomplish that feat. His 184 yards on punt returns in that game ranks second all-time at Iowa, and in the Big Ten Conference.

As a team, Iowa ranked first in the conference and 10th nationally in punt returns (14.0), but seventh in the league in kickoff Returns (22.0). Iowa was fourth in punt return defense (4.9) and eighth in kickoff coverage (23.3).

#### KIRK COMMENTS:

*"The placekicker spot is the same as the open cornerback position; I'm not sure who would kick right now. This is also a position where one of the freshmen could come into play."*

*We have a similar situation at the punter position. Connor has played two years, and overall he had the edge in the spring. With that being said, Dillon was new in the spring,*

*and I thought he got better as we went along. I would expect there to be good competition in August as well."*

*We don't work too much on the return game in the spring; we'll open that up in August. The good news is, we probably have more candidates than we have had in the recent past, as that ties in with our improved depth at the running back and wide receiver positions. We have some guys who have done it successfully in high school. We'll be able to get a good look in August and make some determinations. Kevonte does have the most experience in punt returns, but we will open that up too and see what happens."*

*Coverage is always an area where some of the young guys are prime candidates. Bo Bower, for example, will be a guy that will have that opportunity; we need him to be a good special teams player. Developing that core group of guys is very important, and we are not there yet by any stretch."*

*Tyler Kluever did a good job in the spring with the deep snaps. He is new and young, much like everyone else that comes in and takes over that position. Tyler had a good spring, and he had a good mentor in Casey (Kreiter), so we'll go from there."*

#### THE SCHEDULE

Iowa opens the season with three home games, beginning with Northern Iowa on Aug. 30. The Hawkeyes also host Ball State (Sept. 6) and Iowa State in the annual Iowa Corn Cy-Hawk Series game (Sept. 13), before traveling to Pittsburgh (Sept. 20).

Iowa opens Big Ten Conference play with a West Division contest at Purdue (Sept. 27). Iowa also travels to Maryland (Oct. 18), Minnesota (Nov. 8) and Illinois (Nov. 15). Iowa has never played football against Maryland and has not faced Illinois since 2008.

Conference home games include Homecoming against Indiana on Oct. 11. The Hawkeyes also host Northwestern (Nov. 1), Wisconsin (Nov. 22) and Nebraska (Nov. 28). For the second straight season, the schedule features two open weeks (Oct. 4 and Oct. 25).

With the Big Ten including 14 teams for the first time, Iowa is joined in the West Division by Illinois, Minnesota, Nebraska, Northwestern, Purdue and Wisconsin.

#### KIRK COMMENTS:

*"Northern Iowa won its opener last year against a Big 12 opponent on the road. The thing that jumped out at me in watching that tape is they looked like they were in midseason form from the start -- they were ready to go; they were a good football team. We can expect that when they come to Kinnick. We better be ready for that one. Ball State has been good for a long time, had a fantastic year last year. They beat Northern Illinois a year ago, a team that beat us in last year's opener, so enough said right there. Iowa State is always a hard-fought game each and every year, so right off the bat you have those three games. Our last trip to Pittsburgh was not rewarding, and then we open Big Ten play on the road for what feels like the 16th straight season. So, three very tough games at home, followed by two road challenges before we have a break in the schedule."*

**HAWKEYE HISTORY**

Iowa has played 1,180 games since beginning football in 1889. Iowa's overall record is 606-535-39 (.530). That includes a 382-210-16 (.641) record in home games, a 224-325-23 (.412) record in games away from Iowa City, a 302-362-25 (.456) mark in Big Ten games and a 265-174-15 (.600) record in Kinnick Stadium.

**IOWA LEADERSHIP GROUP**

Iowa's Leadership Group for the 2014 season includes five seniors, three juniors, two sophomores and two redshirt freshmen. Permanent team captains are named at the conclusion of each season.

The five seniors are LB Quinton Alston, DL Carl Davis, OL Brandon Scherff, DL Louis Trinca-Pasat and RB Mark Weisman. The junior class is represented by OL Austin Blythe, DB Jordan Lomax and QB Jake Rudock. The sophomores are QB C.J. Beathard and OL Ryan Ward, and the redshirt freshmen are LB Josey Jewell and OL Sean Welsh.

**CELEBRATING THE SEASONS**

The Iowa football program in 2014 will celebrate 125 years of football since the program began with one game in 1889. The Hawkeyes will also celebrate 75 years of football since the famed 1939 Ironmen season. The Hawkeyes posted a 6-1-1 overall record in 1939 as Nile Kinnick became Iowa's only Heisman Trophy winner.

In 2013, Iowa captured win No. 600 in program history and victory No. 300 as a member of the Big Ten Conference.

**SCHEDULE NOTES**

- Iowa's Homecoming game against Indiana (11 a.m.) is Oct. 11. Iowa is 55-42-5 all-time in Homecoming contests, including a 9-5-1 mark versus the Hoosiers. The Hawkeyes have won four of their last five Homecoming games.
- Fry Fest is Friday, Aug. 29, one day before Iowa hosts Northern Iowa. The season-opening game against the Panthers is also part of Varsity Club Day, as the latest class of the Varsity Club Hall of Fame will be presented.
- Family Weekend will be held in conjunction with the Nov. 1 contest vs. Northwestern.
- Iowa has four trophy games on its slate in 2014: Iowa State (Cy-Hawk), Minnesota (Floyd of Rosedale), Wisconsin (Heartland), and Nebraska (Heroes). Iowa State, Wisconsin and Nebraska all visit Kinnick Stadium, while the Hawkeyes travel to Minnesota. Iowa currently holds possession of the Cy-Hawk Trophy, Floyd of Rosedale and the Heartland Trophy as a result of road wins in 2013.
- Iowa begins the season with three straight home games vs. Northern Iowa, Ball State and Iowa State. Two non-conference opponents, Ball State and Pittsburgh, won postseason bowl games a year ago.

**EXPERIENCE RETURNING**

Iowa's roster includes 39 returning lettermen and 19 seniors. The returning players have combined for 268 career starts, including 145 starts by 12 seniors. The preseason depth chart includes 15 seniors, 23 juniors, 14 sophomores and 14 redshirt freshmen. The leaders in career starts include DT Louis Trinca-Pasat (25) and punter Connor Kornbrath, WR Kevonte Martin-Manley (24), OL Brandon Scherff (23), and RB Mark Weisman and OL Austin Blythe (22).

**HAWKEYES EARN PRESEASON HONORS**

A number of Iowa players were named to preseason honor teams by Athlon Sports, Sporting News and Phil Steele College Football.

Phil Steele tabbed OL Brandon Scherff as a second team preseason All-American, while punt return specialist Kevonte Martin-Manley was named second team and DL Carl Davis third team.

In the All-Big Ten selections, Steele named Scherff and Martin-Manley first team, Davis and OL Jordan Walsh second team, OL Austin Blythe and DB John Lowdermilk third team, and DB Desmond King, DL Louis Trinca-Pasat and RB Mark Weisman fourth team.

Athlon Sports named also named Scherff as a second team All-American, while naming Davis a fourth team All-American. Athlon also named Scherff and Davis to its All-Big Ten first team. Trinca-Pasat was named second team, Blythe, King and Lowdermilk were named third team and Walsh and Weisman were named fourth team.

Martin-Manley was also named fourth team as a wide receiver to go along with his second team mention as a specialist.

Scherff and Davis both earned preseason first team All-Big Ten recognition from Sporting News.

**FERENTZ THIRD IN LONGEVITY**

Now in his 16th season as Iowa's head football coach, Kirk Ferentz ranks third in longevity among FBS head coaches. Ferentz is first among Big Ten coaches and nationally ranks behind Virginia Tech's Frank Beamer (28), and Larry Blakeney (23) of Troy. Ferentz is tied for third with Bob Stoops of Oklahoma.

**COACHING STAFF CHANGE**

Recruiting coordinator Seth Wallace returns to the Iowa staff this season after previously serving as an Iowa graduate assistant coach (2006-08). Wallace has also coached at Valdosta State, Lake Forest College and Coe College.

The Iowa coaching staff featured four new assistant coaches in 2013.

**RETURNING STARTERS**

Based on its usual starting lineup from a year ago, Iowa is expected to return 14 starters for the 2014 season, including eight on offense and five on defense, plus punter Connor Kornbrath.

The returning starters on defense include DL Carl Davis, DB Desmond King, DB John Lowdermilk, DL Drew Ott and DL Louis Trinca-Pasat.

The returning starters on offense include OL Austin Blythe, FB Adam Cox, WR Kevonte Martin-Manley, QB Jake Rudock, OL Brandon Scherff, WR Tevaun Smith, OL Jordan Walsh and RB Mark Weisman.

**IOWA'S ACADEMIC SUCCESS**

In the most recent NCAA report (October 2013), the Iowa football team scored an 81 on the Graduation Success Rate (GSR) – 11 points better than the national average of 70. Iowa was one of just 16 bowl teams with a GSR greater than 80. The Hawkeyes were the highest ranked Big Ten Conference team participating in a bowl game, according to GSR.

In the NCAA's Academic Progress Rate (APR) released in May, the football program was one of nine UI teams to post an all-time high score. The APR for the Hawkeye football team was also better than the national average for football program.

**CLOSE GAMES THE NORM FOR IOWA**

Iowa's 24-21 win over Michigan in 2013 marked Iowa's 10th fourth-quarter comeback victory since 2009. The Hawkeyes rallied from a 21-7 deficit to defeat the Wolverines last November in Iowa City, scoring the winning margin on a Mike Meyer 34-yard field goal late in the final period. In 2012, Iowa led the country in games decided by three points or less.

In addition to the win over Michigan, Iowa lost to Northern Illinois on a field goal on the last play of the game before defeating Northwestern (17-10) in overtime. Iowa lost to LSU in the 2014 Outback Bowl by a seven-point margin (21-14).

Iowa has played 19 games decided by three points or less since 2009. The Hawkeyes went 4-1 in those games in 2009, 1-3 in 2010, 0-2 in 2011, 2-4 in 2012, and 1-1 in 2013. Iowa is 2-0 in overtime the last two seasons.

Three of Iowa's losses in the last two seasons have come on the last offensive play of the game.

**IOWA PROGRAM NOTES**

- Iowa fans are known for their support of Hawkeye athletics, and the attendance figures from 2013-14 support that claim. Iowa was one of four programs in the nation to rank among the top 25 in attendance for football, men's basketball and women's basketball events in 2013-14. Iowa sold an estimated 11,000 tickets to the 2014 Outback Bowl, with more than 15,000 Hawkeye fans attending the game in Tampa. Iowa sold 95-percent of its bowl game ticket allotment, the highest percentage of any bowl team.
- Iowa earned Big Ten Conference championships in 2002 and 2004 and placed second in 2009. Iowa (8-0, 2002) is one of three Big Ten teams to post a perfect mark in conference play since 1998 (BCS era).
- Iowa has ranked in the top 10 in the final Associated Press and CNN/USA Today coaches polls in four of the past 11 seasons, including a ranking of seventh in both polls at the conclusion of the 2009 season. Iowa ranked eighth in 2002, 2003 and 2004. The Hawkeyes were also 20th in 2008.
- Iowa established a school record with 11 wins in 2002 (11-2) and matched that record in 2009. In 2009, Iowa started 9-0 and won 10 regular season games for just the fourth time in school history.
- Iowa won 10 or more games in three consecutive years (2002-04) for the first time in school history.
- Iowa compiled an eight-year record of 85-42 (.669), 2002-11, including a 50-30 Big Ten record. The 85 victories tied as the 17th-best total in the nation.
- Kirk Ferentz has been named Big Ten Coach of the Year three times (2002, 2004 & 2009) and was named National Coach of the Year in 2002. Ferentz joins Michigan's Bo Schembechler (4), Iowa's Hayden Fry (3) and Penn State's Joe Paterno (3) as the only coaches to be honored in more than two seasons.
- Since 2002, Iowa's national award winners include: Robert Gallery (2003 Outland, Top Lineman); Brad Banks (2002 Davey O'Brien, Top Quarterback; 2002 Associated Press National Player of the Year); Dallas Clark (2002 Mackey, Top Tight End); Nate Kaeding (2002 Groza, Top Kicker); Shonn Greene (2008 Doak Walker, Top Running Back).
- Iowa has appeared in the final Associated Press poll 22 times in program history, a total that ranks 25th-best in the country.

**HAWKEYES GOOD ON THE POINT AFTER**

The Hawkeyes have converted on 123 consecutive PATs without a miss or block, and 42 consecutive games without a missed or blocked PAT, the second-longest streak of any school in the nation (Illinois).

**IOWA AMONG TOP 25 IN WINS, 2002-13**

Iowa has posted 97 wins since the start of the 2002 season, which ranks as the 22nd highest total in Division I football. The list includes the following: Boise State (136); Ohio State (129); Oklahoma (129); USC (126); LSU (126); Texas (120); Georgia (118); Virginia Tech (116); Alabama (115); TCU (114); Oregon (113); Wisconsin (111); Florida State (111); Florida (110); Auburn (109); West Virginia (106); Virginia (106); Utah (103); Nebraska (101); Texas Tech (100); Michigan (97); Miami, FL (99); Iowa (97); Boston College (92); Hawai'i (88).

**AMONG IOWA LEADERS**

- Four Hawkeyes rank among season and career leaders heading into the 2014 season.
- Senior wide receiver Kevonte Martin-Manley enters the season with 122 career receptions, 1,282 receiving yards and 10 receiving touchdowns. He ranks 10th in career receptions and 25th in receiving yards. Martin-Manley also averaged 15.7 yards on 20 punt returns in 2013. He ranked second in the Big Ten and eighth in the nation in punt return average. Martin-Manley had consecutive punt return touchdowns of 83 and 63 yards against Western Michigan, becoming the first Big Ten player to ever return back-to-back-punts for touchdowns, and the first Iowa player to return two punts for a touchdown in a single game. The punt return touchdowns tie a Big Ten record. Earl Girard (Wisconsin, 1947) and Garcia Lane (OSU, 1983) are the only other Big Ten players to score two touchdowns on punt returns in a single game. His 184 yards on punt returns in that contest rank second best all-time in the Big Ten, behind Nile Kinnick's record of 201 yards on nine returns, set in 1939.
- Senior running back Mark Weisman has 386 career rushing attempts for 1,790 yards and 16 touchdowns. He ranks 14th in career attempts and rushing yards, and is tied for 15th in rushing touchdowns. His 975 rushing yards in 2013 rank 18th best for a single season and his 227 attempts rank eighth best in a season. He begins his final season with 102 points, 26 shy of tying Danan Hughes for No. 20 in school history.
- Junior quarterback Jake Rudock started all 13 games in 2013, completing 204-346 attempts for 2,383 yards and 18 touchdowns. The 204 completions rank 11th best for a single season, the attempts rank ninth best, the 18 touchdowns tie for ninth best and the yardage ranks 14th best.
- Senior running back Damon Bullock begins the season with 263 rushing attempts for 1,000 yards. He is the 44th player in school history to rush for 1,000 yards in a career.

**BEST DECADE FOR IOWA FOOTBALL**

Iowa's football record in the 2000 decade was 80-45 (.640), a record that ranks as the best decade in Iowa football history based on total wins. Iowa posted a record of 77-40-4 (.653) during the 1980's and the Hawkeyes were 62-53-2 (.538) in the 1990's.

Part of the Hawkeyes success is due to the stability in the program, as Iowa has had just two head coaches since 1979. Hayden Fry took over prior to the 1979 season and coached through the 1998 season, posting a record of 143-89-6. Current coach Kirk Ferentz replaced Fry, leading the program for the last 15 seasons. Ferentz also served as Iowa's offensive line coach from 1981-89 under Fry.



**HOME GROWN HAWKEYES**

Iowa's roster of 119 players includes 41 players from Iowa. The roster includes 16 players from Illinois; 10 from Ohio; seven from Maryland; six from Michigan and Texas; five from New Jersey, four from Missouri, Florida and Minnesota; three from Nebraska and Wisconsin; and one from Connecticut, Indiana, New York, Oklahoma, South Dakota, Tennessee, Virginia and West Virginia; and two from Canada.

**IOWA PROGRAM NOTES**

- Iowa defeated a team ranked in the top five in the nation, in the Associated Press rankings, in 2008 (Penn State), 2009 (Penn State) and 2010 (Michigan State), along with defeating 13th-ranked Michigan in 2011.
- Iowa earned Big Ten Conference championships in 2002 and 2004 and placed second in 2009. Iowa (8-0, 2002) is one of two Big Ten teams to post a perfect mark in conference play since 1998 (BCS era).
- Iowa has ranked in the top 10 in the final Associated Press and CNN/USA Today coaches polls in four of the past 10 seasons, including a ranking of seventh in both polls at the conclusion of the 2009 season. Iowa ranked eighth in 2002, 2003 and 2004 and the Hawkeyes were also 20th in 2008.
- Iowa established a school record with 11 wins in 2002 (11-2) and matched that record in 2009. In 2009, Iowa won 10 regular season games for just the fourth time in school history.
- Iowa won 10 or more games in three consecutive years (2002-04) for first time in school history.
- Kirk Ferentz has been named Big Ten Coach of the Year three times (2002, 2004 & 2009) and was named National Coach of the Year in 2002. Ferentz joins Michigan's Bo Schembechler (four), Iowa's Hayden Fry (three) and Penn State's Joe Paterno (three) as the only coaches to be honored in more than two seasons.
- Iowa has had national award winners in: Robert Gallery (2003 Outland, Top Lineman); Brad Banks (2002 Davey O'Brien, Top Quarterback; 2002 Associated Press National Player of the Year); Dallas Clark (2002 Mackey, Top Tight End); Nate Kaeding (2002 Groza, Top Kicker); Shonn Greene (2008 Doak Walker, Top Running Back).

**IOWA LIKES STARTING ON OFFENSE**

Iowa has started the game on offense in 150-of-187 games under Kirk Ferentz. The Hawkeyes started on offense in seven of 13 games in 2013: Northern Illinois, Minnesota, Michigan State, Ohio State, Northwestern, Purdue and Nebraska. Iowa is 20-17 in the games it has started on defense under Ferentz.

**IN THE RANKINGS**

These are Iowa's most recent wins vs. nationally-ranked opponents:

- Home:** 24-16 over #13 Michigan, 11/5/11  
 37-6 over #5 Michigan State, 10/30/10  
 24-3 over #20 Penn State, 10/02/10
- Road:** 38-28 over #24 Michigan, 10/16/10  
 21-10 over #4 Penn State, 9/26/09
- Neutral:** 24-14 over #9 Georgia Tech, Orange Bowl, 1/5/10  
 30-25 over #11 LSU, Capital One Bowl, 1/1/05

**IOWA BOWL NOTES**

- Iowa appeared in its 27th bowl game following the 2013 season and has a record of 14-12-1 (.537). The Hawkeyes have competed in the Rose (five times), Outback (four), Alamo (four), Holiday (three), Orange (two), Peach (two), Sun (two), Insight (two), and the Capital One, Gator and Freedom bowls once.
- Iowa has been bowl eligible 12 of the last 13 seasons under head coach Kirk Ferentz and his staff.
- Iowa ranks third in Big Ten bowl appearances. Ohio State and Michigan have received a conference-best 42 bowl bids, followed by the Hawkeyes (27) and Wisconsin (24). All four schools were bowl-eligible in 2013.
- The Hawkeyes have appeared in 11 bowl games since 2001.
- The Hawkeyes have posted a 6-5 record in bowl games under Ferentz, including wins in 4-of-7 January bowl games.
- Since the 2001 season, no Big Ten team has won more bowl games or has a higher winning percentage in bowl games, than Iowa.
- Iowa (14-12-1, .537), Penn State (27-15-2, .636) and Purdue (9-8, .529) are the only Big Ten teams with a positive winning percentage in bowl games.
- During the BCS bowl era (1998-2013), the Big Ten qualified 27 teams for BCS bowls, more than any other conference. Eight different Big Ten programs played in BCS bowl games, including two appearances by Iowa (1-1).

**Pronunciation Guide**

Name	Pronunciation
Head Coach Kirk Ferentz	FAIR-ints
Nathan Bazata	BUDGET-uh
C.J. Beathard	BETH-urd
Austin Blythe	BLYTH
Ike Boettger	BOT-gir
Jordan Canzeri	can-ZEER-ee
LeShun Daniels, Jr.	Luh-SEAN
Andrew Donnal	duh-NELL
Jake Duzey	DEW-zee
Faith Ekakitie	ee-KACK-uh-tee
Colin Goebel	GO-bull
Brant Gressel	GRES-uhl
Parker Hesse	HESS-ee
C.J. Hilliard	HILL-yurd

Name	Pronunciation
Jacob Hillyer	HILL-yur
Marcel Joly	JOLLY
Marshall Koehn	CANE
Connor Kornbrath	KORN-brath
Henry Krieger Coble	KRAY-gurr CO-bull
Jordan Lomax	LOW-max
John Lowdermilk	LOUD-ir-milk
Greg Mabin	MAY-bin
Kevonte Martin-Manley	kuh-VON-tay
Nate Meier	MY-er
Ben Niemann	KNEE-mun
Jameer Outsey	juh-MEER OUT-see
Macon Plewa	PLEV-uh
Damond Powell	DAY-mun

Name	Pronunciation
Malik Rucker	Muh-LEEK
Jake Rudock	ROO-doc
Brandon Scherff	SHAIRF
Tevaun Smith	tuh-VAUGHN
Louis Trinca-Pasat	TRIN-kuh puh-sot
Omar Truitt	TRUE-it
Dean Tsopanides	so-puh-NYE-dees
Daumantas Venckus-Cucchiara	DOE-mahn-tis VINS-koos koo-CHAR-uh
Akrum Wadley	ACK-rum
Tyler Wiegiers	WEE-girs
Derrick Willies	WILL-eez
Jon Wisnieski	Wiz-NEW-ski

**MORE THAN ONE**

Five high schools have contributed more than one player to the current Iowa football roster. Dowling Catholic HS in West Des Moines is the leader with three current Hawkeyes. Those schools with two current Hawkeyes include DeMatha Catholic HS (Washington, D.C.), Solon, Iowa HS, Urbandale, Iowa HS and Providence Catholic HS (Homer Glen, Illinois).

**THE HAWKEYES, SIZE WISE**

Freshman WR Brandon Bishop is the lightest Hawkeye player at 160 pounds. Senior OL Brandon Scherff is the heaviest at 320 pounds. A total of six Hawkeye players are listed at 300 pounds or more.

The tallest player at 6-8 is DE Matt Nelson. The shortest player, at 5-8, is redshirt freshman Jonathan Parker.

The average Hawkeye player is 6-1 and weighs 230 pounds. That is the one inch shorter and one pound heavier than the average Iowa player in 2013.

**ALL IN THE FAMILY**

Iowa coach Kirk Ferentz has two of his three sons involved in the Iowa program again in 2014. Brian, a former Hawkeye letterman and captain (2003-05), is in his third season as Iowa's offensive line coach. Steven is an offensive lineman who is in his third season as a redshirt sophomore. James Ferentz was a three-year starter on the Hawkeye offensive line and a team captain before graduating in May 2013.

**FATHER'S FOOTSTEPS**

Iowa has five players on its 2014 roster whose father played for the Hawkeyes. OL Cole Croston (Dave in 1984-86), OL Mitch Keppey (Myron in 1986-87), LS Tyler Kluver (Todd in 1986-87), TE George Kittle (Bruce in 1977-80), TE Peter Pekar (Jim in 1980-81). Additionally, redshirt freshman linebacker Luke Lindahl's grandfather is former Hawkeye Wally Hilgenberg (1961-63).

**IOWA FOOTBALL AND THE NFL**

- Iowa had three players selected in the 2014 NFL Draft. At least one Iowa Hawkeye has been selected in every NFL Draft since 1978 and 23 Hawkeyes have been selected in the past five drafts.
- For three straight years (2010-12), Iowa had six players selected in the NFL Draft. In each of the three years, that list included a first round selection (OL Bryan Bulaga, DL Adrian Clayborn, OL Riley Reiff).
- Iowa and Alabama were the only two college football programs to have a first round draft selection following the 2009, 2010 and 2011 seasons.
- Iowa had six players drafted in the 2012 NFL Draft, which tied for the most in the Big Ten and tied for fourth in the country.
- Iowa was the only program to have three defensive linemen selected in the 2011 NFL Draft, and all three made NFL rosters.
- Former Hawkeyes Marshal Yanda (Baltimore OL) and Chad Greenway (Minnesota LB) were named to the Pro Bowl for the first time in their respective NFL careers in 2012.
- Former Iowa DB Sean Considine and OL Marshal Yanda won Super Bowl rings with the 2012 Baltimore Ravens in the 2013 Super Bowl.
- Three former Hawkeyes were involved in the 2012 Super Bowl. DB Tyler Sash played for the Super Bowl champion New York Giants, while LB Jeff Tarpinian was on the injured reserve roster of the New England Patriots. Former Iowa center Brian Ferentz was New England's tight ends coach.
- Every Iowa senior starting tight end (10) under Kirk Ferentz has been drafted in the NFL or made an NFL team in his first year as a rookie.
- Iowa tied for ninth nationally (second among Big Ten teams) in number of former players active in the NFL in 2012, behind Miami (Fla.), USC, Texas, Tennessee, Ohio State, Georgia and LSU.
- All 11 members of Iowa's starting defensive unit in 2008 were either drafted or signed to NFL free agent contracts following the drafts.
- Over the past 12 years, 114-of-128 (89-percent) of Iowa's senior starters have been drafted in the NFL or signed NFL free agent contracts.
- Under Coach Kirk Ferentz, 55 Hawkeye players have been drafted.

## 2014 Preseason Depth Chart by Class

Seniors (14)	Juniors (23)	Sophomores (14)	Redshirt Freshmen (12)
LB Quinton Alston (1)	OL Austin Blythe (22)	QB C.J. Beathard	OL Ike Boettger
RB Damon Bullock (7)	RB Jordan Canzeri (1)	OL Cole Croston	LB Bo Bower
DL Carl Davis (13)	DL Darian Cooper (2)	RB LeShun Daniels, Jr.	WR Andre Harris
OL Andrew Donnal (3)	FB Adam Cox (3)	DL Faith Ekakitie	LB Josey Jewell
OL Tommy Gaul	DB Sean Draper	DB Maurice Fleming	LB John Kenny
LB Chad Gilson	TE Jake Duzey (7)	DB Anthony Gair	WR Derrick Mitchell, Jr.
TE Ray Hamilton (4)	LB Cole Fisher	DL Jaleel Johnson	OL Boone Myers
DE Mike Hardy (6)	WR Jacob Hillyer	OL Mitch Keppey	DB Malik Rucker
DB John Lowdermilk (13)	P Dillon Kidd	DB Desmond King (12)	DB Kevin Ward
WR K. Martin-Manley (24)	PK Marshall Koehn	TE George Kittle (1)	DB Solomon Warfield
WR Damond Powell	P Connor Kornbrath (25)	DB Greg Mabin	OL Sean Welsh
OL Brandon Scherff (23)	TE Henry Krieger Coble (1)	LB Reggie Spearman	WR Derrick Willies
DL Louis Trinca-Pasat (25)	DB Jordan Lomax (1)	WR Matt VandeBerg (2)	
RB Mark Weisman (22)	DL Riley McMinn	OL Ryan Ward	
	DL Nate Meier		
	DL Drew Ott (12)		
	LB Travis Perry (1)		
	FB Macon Plewa		
	QB Jake Rudock (13)		
	OL Eric Simmons		
	WR Tevaun Smith (6)		
	DL Melvin Spears		
	OL Jordan Walsh (14)		

*(Career starts in parenthesis where applicable)*

**Lettermen Information**
**Lettermen Returning (39)**
**Offense (22)**

Quarterback (2)	*	C.J. Beathard
	*	Jake Rudock
Running Back (3)	***	Damon Bullock
	**	Jordan Canzeri
	**	Mark Weisman
Fullback (2)	*	Adam Cox
	*	Macon Plewa
Tight End (4)	**	Jake Duzey
	***	Ray Hamilton
	*	George Kittle
	**	Henry Krieger Coble
Wide Receiver (6)	**	Jacob Hillyer
	***	Kevonte
		Martin-Manley
	*	Riley McCarron
	*	Damond Powell
	**	Tavaun Smith
	*	Matt VandeBerg
Offensive Line (5)	**	Austin Blythe
	**	Andrew Donnal
	*	Tommy Gaul
	***	Brandon Scherff
	**	Jordan Walsh

**Defense (16)**

Defensive End (3)	**	Mike Hardy
	*	Nate Meier
	*	Drew Ott
Defensive Line (3)	**	Darian Cooper
	**	Carl Davis
	**	Louis Trinca-Pasat
Linebacker (4)	***	Quinton Alston
	**	Cole Fisher
	**	Travis Perry
	*	Reggie Spearman
Defensive Back (6)	**	Sean Draper
	*	Maurice Fleming
	*	Anthony Gair
	*	Desmond King
	**	Jordan Lomax
	***	John Lowdermilk

**Specialists (1)**

Punter (1)	**	Connor Kornbrath
------------	----	------------------

**Returning Lettermen  
Breakdown (39)**

3 year Lettermen:	6
2 year Lettermen:	18
1 year Lettermen:	15

**Lettermen Lost (18)**
**Offense (7)**

Wide Receiver (3)	**	Jordan Cotton
	*	Blake Haluska
	***	Don Shumpert
Offensive Line (3)	**	Connor Boffeli
	***	Nolan MacMillan
	****	Brett Van Sloten
Tight End (1)	***	C.J. Fiedorowicz

**Defense (9)**

Defensive End (1)	***	Dominic Alvis
Linebackers (4)	*	Palmer Foster
	****	Anthony Hitchens
	****	Christian Kirksey
	****	James Morris
Defensive Back (4)	***	Nico Law
	****	B.J. Lowery
	****	Tanner Miller
	*	Gavin Smith

**Specialists (2)**

Deep Snaps (1)	**	Casey Kreiter
Kicker (1)	****	Mike Meyer

\* - - indicates letters earned

**Starters Information**
**Starters Returning  
(14, plus one specialist)**

*Reflects 2013 final game line-up.*

*Number of 2013 starts in ( )*

**Offense (8)**

Quarterback	Jake Rudock (13)
Wide Receiver	Kevonte Martin-Manley (10)
	Tevaun Smith (6)
Running Back	Mark Weisman (13)
Fullback	Adam Cox (3)
Offensive Line	Austin Blythe (13)
	Brandon Scherff (13)
	Jordan Walsh (13)

**Defense (5)**

Defensive End	Drew Ott (12)
Defensive Line	Carl Davis (13)
	Louis Trinca-Pasat (13)
Defensive Back	Desmond King (12)
	John Lowdermilk (13)

**Specialists (1)**

Punter	Connor Kornbrath (13)
--------	-----------------------

**Starters Lost (11)**
**Offense (3)**

Tight End	C.J. Fiedorowicz (12)
Offensive Line	Conor Boffeli (13)
	Brett Van Sloten (13)

**Defense (6)**

Defensive End	Dominic Alvis (8)
Linebacker	Anthony Hitchens (13)
	Christian Kirksey (13)
	James Morris (13)
Defensive Back	Tanner Miller (13)
	B.J. Lowery (13)

**Specialists (2)**

Kicker	Mike Meyer (13)
Deep Snaps	Casey Kreiter (13)

**Others Returning with  
Starting Experience**

*(Career starts in parenthesis)*

**Offense (8)**

Offensive Line	Andrew Donnal (3)
Running Back	Damon Bullock (7)
	Jordan Canzeri (1)
Tight End	Jake Duzey (7)
	Ray Hamilton (4)
	George Kittle (1)
	Henry Krieger Coble (1)
Wide Receiver	Matt VandeBerg (2)

**Defense (5)**

Defensive Line	Darian Cooper (2)
	Mike Hardy (6)
Linebacker	Quinton Alston (1)
	Travis Perry (1)
Defensive Back	Jordan Lomax (1)





**52 - - \*\*\*Quinton Alston**  
Linebacker  
6-1, 232, Senior  
Sicklerville, N.J. (Timber Creek Regional HS)

**Hawk-Item** - - One of five seniors named to 2014 Leadership Group ... one of 10 true freshmen to see action in 2011.

**2014** - - Listed as first team middle linebacker following spring practice.

**2013** - - Saw action in all 13 games ... recorded 12 total tackles and one recovered fumble ... saw action in 30-27 loss to Northern Illinois, recording one solo tackle and one

assist ... recorded three assisted tackles in 59-3 win over Western Michigan, along with first recovered fumble of career ... saw action in 26-14 loss to Michigan State, recording one solo tackle ... saw action in 34-24 loss at Ohio State, recording one assisted tackle ... saw action in 17-10 OT win over Northwestern, recording one solo tackle ... saw action in 28-9 loss to Wisconsin, recording one assisted tackle ... saw action in 38-14 win at Purdue, collecting one solo tackle as defense allowed just 53 net rushing yards ... saw action in 24-21 win over Michigan, recording one assisted tackle as defense allowed just 60 net rushing yards and 158 yards total offense ... saw action in 21-14 Outback Bowl loss to LSU, recording one solo tackle.

**2012 Honors** - - Academic All-Big Ten ... **2012** - - listed as second team middle linebacker following spring practice ... saw action in 32-31 loss to Central Michigan, recording one assisted tackle ... saw action in 27-24 loss to Purdue, recording two assisted tackles ... started for first time in career in 42-17 loss at Michigan, collecting two solo tackles while sharing time at middle linebacker ... saw action in wins over Northern Illinois (18-17), Northern Iowa (27-16) and Minnesota (31-13), and losses to Iowa State (9-6), Penn State (38-14), Northwestern (28-17), Indiana (24-21) and Nebraska (13-7), but had no statistics.

**2011** - - Recorded four solo tackles and three assists, including a shared tackle for loss ... saw first action of career in 45-17 win over Louisiana-Monroe, recording one solo tackle as defense allowed just 59 net rushing yards ... saw action in 13-3 loss at Penn State, but had no statistics ... saw action in 41-31 win over Northwestern, recording two solo tackles and one assist ... saw action in 45-24 win over Indiana, recording two assisted tackles, including a shared tackle for loss ... saw action in 22-21 loss at Minnesota, but had no statistics ... saw action in 24-16 win over 13th-ranked Michigan, recording one solo tackle as defense allowed just 323 yards total offense.

**High school honors** - - Selected to compete in Chesapeake Bowl as a regional all-star as a senior, despite missing majority of final season due to injury ... first team all-group III and all-conference as a junior, while earning second team all-state honors ...

**Career** - - saw action in just two games as a senior due to injury ... recorded 80 tackles, including four QB sacks and 12 tackles for loss, as a junior ... recorded six tackles while playing for North team in Chesapeake Bowl ... two-year team captain while helping team make three straight playoff appearances ... earned three letters in football as linebacker, defensive end and running back.

**Personal** - - Born 9/7/93 in Philadelphia, Pa. ... leisure studies (Recreation and Sport Business) major ... earned academic recognition in each of last four years ... parents are Connie and Quinton Alston ... high school coach was Rob Hinson.

#### Alston's Career Bests

Tackles: \_\_\_\_\_ 3 vs. Western Michigan, 9/21/13  
Solos: \_\_\_\_\_ 2, twice, last at Michigan, 11/17/12  
Assists: \_\_\_\_\_ 3 vs. Western Michigan, 9/21/13  
Tackle for Loss: \_\_\_\_\_ 5 vs. Indiana, 10/22/11  
Recovered Fumble: \_\_\_\_\_ 1 vs. Western Michigan, 9/21/13

#### Alston's Game-by-Game Defensive Stats

2011	Solo-Ast.	2012	Solo-Ast.	2013	Solo-Ast.
TN Tech	1-3	NIU (n)	0-0	N. Illinois	1-1
at IA State	2-0	IA State	0-0	MO State	0-0
Pitt	2-1	UNI	0-0	at IA State	0-0
ULM	1-0	CMU	0-1	W. Michigan	0-3
at PSU	0-0	Minn.	0-0	at Minn.	0-0
N'western	2-1	at MSU	DNP	MSU	1-0
Indiana	0-2	PSU	0-0	at OSU	0-1
at Minn.	0-0	at N'western	0-0	N'western	1-0
Michigan	1-0	at Indiana	0-0	Wisconsin	0-1
Mich. State	DNP	Purdue	0-2	at Purdue	1-0
at Purdue	DNP	at Michigan	2-0	Michigan	0-1
at Nebraska	DNP	Nebraska	0-0	at Nebraska	0-0
Oklahoma (n)	DNP	<b>Totals</b>	<b>2-3</b>	LSU (n)	1-0
<b>Totals</b>	<b>4-3</b>			<b>Totals</b>	<b>5-7</b>

#### Alston's Career Statistics

Defense	Solo	Ast.	Total	T/Loss	Sacks	PBU	QBH	FF	RF
Freshman	4	3	7	.5/1	0/0	0	0	0	0
Sophomore	2	3	5	0/0	0/0	0	0	0	0
Junior	5	7	12	0/0	0/0	0	0	0	1
<b>Career</b>	<b>11</b>	<b>13</b>	<b>24</b>	<b>.5/1</b>	<b>0/0</b>	<b>0</b>	<b>0</b>	<b>0</b>	<b>1</b>



**99 - - Nathan Bazata (BUDGET-uh)**  
Defensive Line  
6-2, 284, Redshirt Freshman  
Howells, Nebraska (Howells-Dodge HS)

**2014** - - Listed as third team defensive tackle following spring practice.


**2013 Honors** - - Team Leader Award, Defense ... **2013** - - redshirted.

**High school honors** - - Nominated for Gatorade Football Player of the Year as a senior ... named Division I Player of the Year by *Huskerland Prep Reports* ... earned first team all-state and all-district honors as a senior, being named

honorary captain ... was first team all-state as a sophomore and junior as well ...

**Career** - - four-year letterman as defensive lineman and team captain as a senior as prep team posted 47-3 record in four seasons ... helped prep team win state championships as a freshman and sophomore, while placing as runner-up as a junior and reaching quarterfinals as a senior ... recorded 45 tackles as a senior, including nine QB sacks and 11 tackles for loss, with one touchdown on a recovered fumble ... collected 91 tackles as a junior, with 24 tackles for loss and nine QB sacks, along with a safety ... had 118 tackles as a sophomore, with 10 tackles for loss, four QB sacks and one safety ... 71 tackles, including five tackles for loss and two QB sacks as a freshman ... also four-year wrestling letterman and earned three letters in track, throwing both shot and discus.

**Personal** - - Born 7/15/94 ... open major ... parents are Laurie and Dan Bazata ... member of prep Honor Roll ... high school coach was Mike Speirs.



**16 - - \*C.J. Beathard (BETH-urd)**  
Quarterback  
6-2, 203, Sophomore  
Franklin, Tenn. (Battle Ground Academy)

**Hawk-Item** - - One of two sophomores named to 2014 Leadership Group ... one of two redshirt freshmen named to 2013 Leadership Group.

**2014** - - Listed as second team quarterback following spring practice.

**2013** - - Saw action in five games ... completed 9-27 pass attempts for 179 yards and one touchdown, with two interceptions ... also had 13 rushing attempts for 49 yards and two scores ... saw first career action in 59-3 win over Western Michigan as offense gained 446 yards total offense ... completed 1-3 passes for 54 yards and rushed four times for 30 yards vs. WMU ... completed 4-15 passes for 70 yards in 28-9 loss to Wisconsin, with one interception ... saw action in 38-14 win at Purdue as offense rushed for 318 yards and gained 509 yards total offense ... one rushing attempt for five yards and a touchdown in win at Purdue for first career score ... was 0-2 passing in 38-17 win at Nebraska, with one rushing attempt for a four-yard touchdown ... saw action in 21-14 Outback Bowl loss to LSU ... completed 4-7 pass attempts for 55 yards and one touchdown, with one interception ... also rushed three times for 11 yards ... scoring strike covered four-yards in finals minutes to cut deficit to 21-14.

**2012 Honors** - - Team Leader Award, offense ... **2012** - - redshirted.

**High school honors** - - Earned first team all-state honors as a senior ... runner-up for "Mr. Football Award" in Tennessee as a senior ... co-captain and starting quarterback for West team in Tennessee state all-star game ... led quarterbacks in all-star game by completing 14-of-21 attempts for 146 yards and two touchdowns, with no interceptions ... named first team all-region and region MVP as a junior and senior ... named second team all-state as a junior ... **Career** - - led state of Tennessee in passing yards, completions and touchdowns as a junior and senior ... passed for 2,148 yards and 23 touchdowns as a senior, completing 64 percent of pass attempts ... totaled 2,408 yards and 19 touchdowns as a junior, completing 58 percent of pass attempts ... passed for 900 yards and eight touchdowns in five games as a sophomore ... team advanced to state playoffs three straight years ... led team to D-II-AA state semifinals as a junior ... team captain as a senior ... four-year letterman in both football and baseball.

**Personal** - - Born 11/16/93 ... leisure studies (Recreation and Sport Business) major ... member of National Honor Society ... member of high school Honor Roll and Mu Alpha Theta (Math Honors Scholar) ... parents are Susan and Casey Beathard ... high school coaches were Roc Batten and Marty Euverard.

#### Beathard's Career Passing Bests

Completions: \_\_\_\_\_ 4, twice last vs. Louisiana State, 1/01/14  
Attempts: \_\_\_\_\_ 15 vs. Wisconsin, 11/02/13  
Yards: \_\_\_\_\_ 70 vs. Wisconsin, 11/02/13  
Touchdowns: \_\_\_\_\_ 1 vs. Louisiana State, 1/01/14  
Long: \_\_\_\_\_ 54 vs. Western Michigan, 9/21/13

### Beathard's Career Rushing Bests

Attempts: \_\_\_\_\_ 4, twice, last vs. Wisconsin, 11/02/13  
Yards: \_\_\_\_\_ 30 vs. Western Michigan, 9/21/13  
Touchdowns: \_\_\_\_\_ 1, twice, last at Nebraska, 11/29/13  
Long: \_\_\_\_\_ 11 vs. Louisiana State, 1/01/14

### Beathard's Game-By-Game Stats

#### Passing

2013	Com.	At.	Yds.	TD	Int.	Lng
N. Illinois	DNP					
MO State	DNP					
at IA State	DNP					
W. Michigan	1	3	54	0	0	54
at Minn.	DNP					
MSU	DNP					
at OSU	DNP					
N'western	DNP					
Wisconsin	4	15	70	0	1	38
at Purdue	0	0	0	0	0	---
Michigan	0	0	0	0	0	---
at Nebraska	0	2	0	0	0	---
LSU (n)	4	7	55	1	1	35
<b>Totals</b>	<b>9</b>	<b>27</b>	<b>179</b>	<b>1</b>	<b>2</b>	<b>54</b>

#### Rushing

2013	No.	Yds.	TD	Lng
N. Illinois	DNP			
MO State	DNP			
at IA State	DNP			
W. Michigan	4	30	0	9
at Minn.	DNP			
MSU	DNP			
at OSU	DNP			
N'western	DNP			
Wisconsin	4	-1	0	4
at Purdue	1	5	1	5
Michigan	0	0	0	---
at Nebraska	1	4	1	4
LSU (n)	3	11	0	11
<b>Totals</b>	<b>13</b>	<b>49</b>	<b>2</b>	<b>11</b>

### Beathard's Career Statistics

Passing	Com.	At.	Pct.	Yds.	TD	Int.	Lng
Freshman	9	27	.333	179	1	2	54

Rushing	At.	Yds.	Avg.	TD	Lng
Freshman	13	49	3.8	2	11



### 63 - \*\*Austin Blythe (BLYTH)

#### Offensive Line

6-3, 290, Junior

Williamsburg, Iowa (Williamsburg HS)

**Hawk-Item** -- Moved from guard to center during 2013 spring practice ... one of three juniors named to 2014 Leadership Group ... one of four sophomores named to 2013 Leadership Group ... one of three redshirt freshmen named to 2012 Leadership Group.

**2014 Preseason Honors** -- Named to Rimington Award spring Watch List ... preseason third team All-Big Ten by Athlon Sports and Phil Steele ... **2014** -- listed as first team center following spring practice.

**2013 Honors** -- Honorable mention All-Big Ten by league coaches and media ... **2013 Preseason Honors** -- named preseason second team All-Big Ten by College Sports Madness and fourth team by Phil Steele ... **2013** -- started all 13 games at center ... started at center and played every offensive down in 30-27 loss to Northern Illinois, as offense gained 458 yards total offense ... started at center and played every offensive down in 28-14 win over Missouri State as offense gained 491 yards total offense ... started at center and played every offensive down in 27-21 win at Iowa State as offense gained 378 yards total offense and rushed for over 200 yards for third straight game ... started at center in 59-3 win over Western Michigan as offense gained 446 yards total offense and rushed for over 200 yards in fourth straight game ... started at center and played every offensive down in 23-7 win at Minnesota as offense gained 464 yards total offense and rushed for over 200 yards in fifth straight outing ... started at center and played every offensive down in 26-14 loss to Michigan State ... started at center and played every offensive down in 34-24 loss at Ohio State ... started at center and played every offensive down in 17-10 OT win over Northwestern ... started at center and played every offensive down in 28-9 loss to Wisconsin ... started at center in 38-14 win at Purdue as offense rushed for 318 yards and gained 509 yards total offense ... started at center and played every offensive down in 24-21 win over Michigan as offense gained 407 yards total offense ... started at center in 38-17 win at Nebraska ... started at center and played every offensive down in 21-14 Outback Bowl loss to LSU.

**2012 Honors** -- First team Freshman All-America by Scout.com ... **2012** -- played in 10 games, with nine starts at right guard ... missed two full games and one partial game due to injury ... started at right guard and played every offensive down in 18-17 win over Northern Illinois, and losses to Iowa State (9-6) and Northwestern (28-17), Purdue (27-24), Michigan (42-17) and Nebraska (13-7) ... started at right guard in 27-16 win over Northern Iowa as offense gained 429 yards total offense ... started at right guard in 32-31 loss to Central Michigan as offense gained 430 yards total offense ... returned to action in 38-14 loss to Penn State ... started at right guard in 24-21 loss at Indiana.

**2011** -- Redshirted.

**High school honors** -- Named honorable mention on *Parade* all-America team ... two-time first team all-state honoree ... three-time first team all-district selection ... Ed Thomas Award nominee ... named High School Wrestler of the Year as a senior by *Iowa City Press-Citizen* ... **Career** -- helped prep squad to state playoff appearances in 2008, 2009 and 2010, compiling 28-5 overall record ... team captain as a senior ... completed

career with 123 tackles, 40 tackles for loss, 14 QB sacks and three fumble recoveries ... had 20 tackles, five tackles for loss and three fumble recoveries as a sophomore ... collected 40 tackles, 17 tackles for loss and five QB sacks as a junior ... had 63 tackles, 18 tackles for loss and nine QB sacks as a senior ... earned three straight state heavyweight wrestling titles after placing second at state meet as a freshman ... compiled 187-11 prep wrestling record and holds state record with 143 career pins ... posted 50-1 record as a senior, becoming 72nd wrestler in state history to win three straight state titles and 43rd wrestler to reach state finals four straight years ... earned varsity letters in football (3), wrestling (4) and track (4).

**Personal** -- Born 6/16/92 ... communication studies major ... member of prep Honor Roll and National Honor Society ... parents are Mary and Curt Blythe ... high school coach was Curt Ritchie.



### 75 - - Ike Boettger (BOT-gir)

#### Offensive Line

6-6, 267, Redshirt Freshman

Cedar Falls, Iowa (Cedar Falls HS)

**Hawk-Item** -- Moved from tight end to offensive line in 2013.

**2014** -- Listed as second team left offensive tackle following spring practice.

**2013** -- Redshirted.

**High school honors** -- Selected to compete in 2013 Iowa Shrine Game ... named first team all-state by *Des Moines Register* and Iowa Newspaper Association as a senior ... first team all-conference and all-metro honors as a senior ... was first team all-metro as a junior ... **Career** -- played tight end, wide receiver, quarterback and defensive back as a prep while earning two letters ... helped prep team post 22-4 record as a junior and senior, reaching state semifinals each season ... had 33 receptions for 452 yards and four touchdowns as a senior ... on defense registered 61 tackles, five QB sacks, six pass break-ups and two fumble recoveries ... in seven games as a junior quarterback, completed 58-95 pass attempts for 750 yards and nine touchdowns, with one interception ... team captain in both football and basketball ... three-year basketball letterman, earning second team all-conference in basketball as a junior.

**Personal** -- Born 10/05/94 ... given name is Isaac ... pre-business major ... parents are Kris and Tim Boettger ... member of prep Honor Roll with a 3.5 career GPA ... one of two players from Cedar Falls on Iowa roster ... high school coaches were Pat Mitchell and Brad Remmert.



### 41 - - Bo Bower

#### Linebacker

6-1, 220, Redshirt Freshman


West Branch, Iowa (West Branch HS)

**2014** -- Listed as third team outside linebacker following spring practice.

**2013** -- Redshirted after joining program as a walk-on.

**High school honors** -- Named second team all-state linebacker as a senior ... first team all-district defensive back and district MVP as a senior ... third team all-state and first team all-district at defensive end as a junior ... honorable mention all-district as a sophomore ... **Career** -- helped prep team post three-year record of 29-6, while reaching playoffs all three years ... recorded 57 tackles as a senior, with six tackles for loss and five interceptions ... rushed for 710 yards and gained 304 receiving yards ... 47 tackles as a junior, with four tackles for loss and two interceptions ... recorded 550 receiving yards ... as a sophomore had 32 tackles, while rushing for 220 yards and gaining 110 yards receiving ... team captain as a senior ... three-year football letterman while playing running back, defensive back and linebacker ... earned four letters in baseball and track.

**Personal** -- Born 10/31/94 ... sociology major ... parents are Tammy and Chris Bower ... four-year member of prep Honor Roll ... high school coach was Butch Pederson.

**5 - - \*\*\*Damon Bullock**

**Running Back**  
**6-0, 205, Senior**  
**Mansfield, Texas (Mansfield HS)**

**Hawk Item** -- Is 44th player in school history to gain 1,000 career rushing yards ... rushed for 150 yards vs. Northern Illinois (2012) in first career start, which was best total for Iowa running back since Fred Russell vs. Akron in 2002 (170 yards) ... one of 10 true freshmen to see action in 2011.

**2014** -- Listed as co-third team running back following spring practice.

**2013 Preseason Honors** -- Named to Earl Campbell Tyler

Rose Award Watch List ... **2013** -- saw action in all 13 games, with two starts. ... rushed 118 times for 467 yards and one touchdown and had 20 receptions for 173 yards and one score ... started at running back in 30-27 opening loss to Northern Illinois ... rushed 17 times for 76 yards vs. NIU, and had one pass reception ... started at running back in 28-14 win over Missouri State as offense gained 491 yards total offense ... rushed for 40 yards on 10 attempts vs. Missouri State, along with two receptions for 14 yards ... saw action in 27-21 win at Iowa State as offense gained 378 yards total offense ... rushed 13 times for 50 yards at ISU and had one reception for five yards ... saw action in 59-3 win over Western Michigan as offense gained 446 yards total offense and rushed for over 200 yards in fourth straight game ... rushed 10 times for 37 yards and had one reception for career-long 16 yards in win over WMU ... saw action in 23-7 win at Minnesota as offense gained 464 yards total offense and rushed for over 200 yards in fifth straight outing ... rushed 11 times for 47 yards and gained seven yards on three receptions at Minnesota ... saw action in 26-14 loss to Michigan State ... career-bests with five receptions for 71 yards vs. MSU, including 47-yard touchdown ... also rushed four times for six yards ... saw action in 34-24 loss at Ohio State, rushing 10 times for 56 yards ... saw action in 17-10 OT win over Northwestern, rushing 17 times for 52 yards ... scored on three-yard run in first quarter vs. Northwestern for first rushing touchdown of the season, and also had one pass reception ... saw action in 28-9 loss to Wisconsin ... rushed six times for six yards and had three receptions for 39 yards vs. Badgers ... saw action in 38-14 win at Purdue as offense rushed for 318 yards and gained 509 yards total offense ... rushed 10 times for 85 yards in win at Purdue, with a long of 15 yards ... saw action in 24-21 win over Michigan as offense gained 407 yards total offense ... rushed four times for 12 yards and had one reception for 17 yards vs. Michigan ... saw action in 38-17 win at Nebraska, with no yards gained on three rushing attempts ... saw action in 21-14 Outback Bowl loss to LSU ... had two receptions for five yards and had zero yards on three rushing attempts vs. LSU.

**2012** -- Played in six games while starting five at running back ... missed six games due to injury ... second on team in rushing yards with 136 carries for 513 yards and three touchdowns ... also had 18 receptions for 167 yards ... started at running back in 18-17 win over Northern Illinois ... rushed 30 times for 150 yards vs. NIU, including 23-yard touchdown run in final minutes for game-winning points ... also had 26 yards on three pass receptions ... started at running back in 9-6 loss to Iowa State ... led ground game with 22 carries for 53 yards vs. ISU and had five receptions for 56 yards tot total 109 all-purpose yards ... also collected one solo tackle ... started at running back in 27-16 win over Northern Iowa as offense gained 429 yards total offense ... rushed 13 times for 77 yards and had a five-yard pass reception before leaving the game in the second quarter due to injury ... led ground game with 22 attempts for 107 yards and had five receptions for 41 yards in 28-17 loss at Northwestern ... started at running back in 24-21 loss at Indiana ... led ground game with 25 carries for 83 yards, including four-yard scoring run to give Iowa a fourth quarter advantage ... also had 24 yards on three pass receptions ... started at running back in 27-24 loss to Purdue ... rushed 23 times for 43 yards, including a one-yard touchdown, and also had one reception for 15 yards vs. Purdue ... did not see action in wins over Minnesota (31-13) and Michigan State (19-16), and losses to Central Michigan (32-31), Penn State (38-14), Michigan (42-17) and Nebraska (13-7) due to injury.

**2011 Honors** -- Team Leader Award, Offense ... **2011** -- played in six games ... 10 rushing attempts for 20 yards, one reception for 11 yards and averaged 21.5 yards on two KO returns ... saw first action of career in 34-7 opening win over Tennessee Tech, with one KO return for 23 yards and one solo tackle on special teams ... saw action in 31-27 win over Pittsburgh as offense gained 475 yards total offense ... had first rushing attempt of his career for four yards ... saw action in 45-17 win over Louisiana-Monroe as offense gained 453 yards total offense ... had seven rushing attempts for 18 yards vs. ULM, with a long of five yards ... saw action in Insight Bowl loss to Oklahoma, with two rushing attempts for minus two yards and one reception for 11 yards ... also had one KO return for 20 yards.

**High school honors** -- Named to Top 50 Player list in Dallas/Fort Worth area as a senior ... named 5-A District and team Most Valuable Offensive Player as a senior ... **Career** -- three year letterman in football and track ... team captain as a senior, leading team to 8-2 record and into the state playoffs ... holds school record with six touchdowns in a game ... set personal best of 248 rushing yards in a game as a senior ... had 235 rushing attempts for 1,606 yards and 22 touchdowns as a senior ... played in just three games as a junior due to injury, rushing for 350 yards and scoring four touchdowns.

**Personal** -- Born 4/29/93 in Baltimore, Md. ... leisure studies/health & sports studies major ... member of National Society of High School Scholars ... parents are Kimberly and Roscoe Handy ... high school coach was Jeff Hulme.

**Bullock's Career Rushing Bests**

Attempts: 30 vs. N. Illinois, 9/01/12  
 Yards: 150 vs. N. Illinois, 9/01/12  
 Touchdowns: 1, four times, last vs. Northwestern, 10/26/13  
 Long: 27 vs. Northern Iowa, 9/15/12

**Bullock's Career Receiving Bests**

Receptions: 5, three times, last vs. Michigan State, 10/05/13  
 Yards: 71 vs. Michigan State, 10/05/13  
 Touchdowns: 1 vs. Michigan State, 10/05/13  
 Long: 47 vs. Michigan State, 10/05/13

**Bullock's Career KO Return Bests**

Number: 1, twice, last vs. Oklahoma, 12/30/11  
 Yards: 23 vs. Tennessee Tech, 9/03/11  
 Long: 23 vs. Tennessee Tech, 9/03/11

**Bullock's Game-By-Game Stats****Rushing**

2011	No.	Yds.	TD	Lng
TN Tech	0	0	0	---
at IA State	0	0	0	---
Pitt	1	4	0	4
ULM	7	18	0	5
at PSU	DNP			
N'western	DNP			
Indiana	DNP			
at Minn.	DNP			
Michigan	DNP			
Mich. State	DNP			
at Purdue	DNP			
at Nebraska	0	0	0	---
Oklahoma (n)	2	-2	0	3
<b>Totals</b>	<b>10</b>	<b>20</b>	<b>0</b>	<b>5</b>

**Rushing**

2012	No.	Yds.	TD	Lng
NIU (n)	30	150	1	23
IA State	22	53	0	15
UNI	13	77	0	27
CMU	Inj.			
Minn.	Inj.			
at MSU	Inj.			
PSU	Inj.			
at N'western	22	107	0	9
at Indiana	25	83	1	14
Purdue	23	43	1	8
at Michigan	Inj.			
Nebraska	Inj.			
<b>Totals</b>	<b>136</b>	<b>513</b>	<b>3</b>	<b>27</b>

**Rushing**

2013	No.	Yds.	TD	Lng
N. Illinois	17	76	0	10
MO State	10	40	0	14
at IA State	13	50	0	9
W. Michigan	10	37	0	11
at Minn.	11	47	0	22
MSU	4	6	0	2
at OSU	10	56	0	12
N'western	17	52	1	7
Wisconsin	6	6	0	4
at Purdue	10	85	0	15
Michigan	4	12	0	8
at Nebraska	3	0	0	5
LSU (n)	3	0	0	2
<b>Totals</b>	<b>118</b>	<b>467</b>	<b>1</b>	<b>22</b>

**Bullock's Game-by-Game Kickoff Returns**

2011	No.	Yds.	TD	Lng
TN Tech	1	23	0	23
at IA State	0	0	0	---
Pitt	0	0	0	---
ULM	0	0	0	---
at PSU	DNP			
N'western	DNP			
Indiana	DNP			
at Minn.	DNP			
Michigan	DNP			
Mich. State	DNP			
at Purdue	DNP			
at Nebraska	0	0	0	---
Oklahoma (n)	1	20	0	20
<b>Totals</b>	<b>2</b>	<b>43</b>	<b>0</b>	<b>23</b>

**Receiving**

2011	No.	Yds.	TD	Lng
TN Tech	0	0	0	---
at IA State	0	0	0	---
Pitt	0	0	0	---
ULM	0	0	0	---
at PSU	DNP			
N'western	DNP			
Indiana	DNP			
at Minn.	DNP			
Michigan	DNP			
Mich. State	DNP			
at Purdue	DNP			
at Nebraska	0	0	0	---
Oklahoma (n)	1	11	0	11
<b>Totals</b>	<b>1</b>	<b>11</b>	<b>0</b>	<b>11</b>

**Receiving**

2012	No.	Yds.	TD	Lng
NIU (n)	3	26	0	15
IA State	5	56	0	15
UNI	1	5	0	5
CMU	Inj.			
Minn.	Inj.			
at MSU	Inj.			
PSU	Inj.			
at N'western	5	41	0	13
at Indiana	3	24	0	10
Purdue	1	15	0	15
at Michigan	Inj.			
Nebraska	Inj.			
<b>Totals</b>	<b>18</b>	<b>167</b>	<b>0</b>	<b>15</b>

**Receiving**

2013	No.	Yds.	TD	Lng
N. Illinois	1	0	0	---
MO State	2	14	0	12
at IA State	1	5	0	5
W. Michigan	1	16	0	16
at Minn.	3	7	0	5
MSU	5	71	1	47
at OSU	0	0	0	---
N'western	1	-1	0	---
Wisconsin	3	39	0	24
at Purdue	0	0	0	---
Michigan	1	17	0	17
at Nebraska	0	0	0	---
LSU (n)	2	5	0	3
<b>Totals</b>	<b>20</b>	<b>173</b>	<b>1</b>	<b>47</b>




### Bullock's Career Statistics

Rushing	No.	Yds.	Avg.	TD	Lng
Freshman	10	20	2.0	0	5
Sophomore	135	513	3.8	3	27
Junior	118	467	4.0	1	22
<b>Career</b>	<b>263</b>	<b>1,000</b>	<b>3.8</b>	<b>4</b>	<b>27</b>

Receiving	No.	Yds.	Avg.	TD	Lng
Freshman	1	11	11.0	0	11
Sophomore	18	167	9.3	0	15
Junior	20	173	8.6	1	47
<b>Career</b>	<b>39</b>	<b>351</b>	<b>9.0</b>	<b>1</b>	<b>47</b>

KO Returns	No.	Yds.	Avg.	TD	Lng
Freshman	2	43	21.5	0	23
Sophomore	0	0	0.0	0	---
Junior	0	0	0.0	0	---
<b>Career</b>	<b>2</b>	<b>43</b>	<b>21.5</b>	<b>0</b>	<b>23</b>



### 33 - - \*\*Jordan Canzeri (CAN-zear-ee)

**Running Back**  
**5-9, 192, Junior**  
**Troy, N.Y. (Troy HS)**

**Hawk-Item** - - Had Iowa's top single game rushing performance in 2013 with 20 attempts for 165 yards and one touchdown at Purdue . . . one of 10 true freshmen to see action in 2011 before missing 2012 season due to injury.

**2014** - - Listed as co-first team running back following spring practice.

**2013** - - Saw action in 12 games . . . rushed 74 times for 481 yards and two touchdowns, along with four receptions for 61 yards . . . also averaged 15 yards on three KO returns . . . saw action in 30-27 opening loss to Northern Illinois, with two rushing attempts for six yards . . . saw action in 28-14 win over Missouri State as offense gained 491 yards total offense . . . rushed three times for 13 yards and had one reception for five yards vs. Missouri State . . . saw action in 27-21 win at Iowa State, rushing for 10 yards on three attempts as offense gained 378 yards total offense . . . saw action in 59-3 win over Western Michigan as offense gained 446 yards total offense and rushed for over 200 yards in fourth straight game . . . rushed 13 times for team-leading 73 yards, including first career touchdown on 16-yard run . . . saw action in 23-7 win at Minnesota, rushing three times for 13 yards as offense gained 464 yards total offense and rushed for over 200 yards in fifth straight outing . . . saw action in 26-14 loss to Michigan State, but had no statistics . . . did not see action in 34-24 loss at Ohio State . . . saw action in 17-10 OT win over Northwestern, recording two KO returns for 29 yards . . . saw action in 28-9 loss to Wisconsin . . . led rushing attack vs. Badgers with five attempts for 58 yards, with a long of 43 yards, the longest of his career . . . saw action in 38-14 win at Purdue as offense rushed for 318 yards and gained 509 yards total offense . . . 20 rushing attempts for career-best 165 yards in win at Purdue, including 2-yard touchdown and a long of 18 yards . . . saw action in 24-21 win over Michigan as offense gained 407 yards total offense . . . rushed 12 times for 50 yards and had two receptions for 27 yards vs. Michigan . . . saw action in 38-17 win at Nebraska . . . rushed six times for 59 yards at Nebraska, along with a 29-yard pass reception to set up a touchdown and a 16-yard KO return . . . 37-yard run led to a fourth quarter touchdown after being stopped at two-yardline . . . saw action in 21-14 Outback Bowl loss to LSU, rushing seven times for 34 yards.

**2012** - - Suffered major knee injury during spring practice and redshirted in 2012.

**2011** - - Saw action in seven games, with one start . . . rushed 31 times for 114 yards and had six receptions for 28 yards and a touchdown . . . also averaged 19.5 yards on four KO returns . . . saw first action of career in 45-17 win over Louisiana-Monroe as offense gained 453 yards total offense . . . rushed five times for 30 yards vs. ULM, with a long of 12 yards . . . saw action in 13-3 loss at Penn State and 37-21 loss to Michigan State, but had no statistics . . . saw action in 45-24 win over Indiana as offense gained 456 yards total offense . . . four rushing attempts for 26 yards vs. Hoosiers, along with one KO return for 29 yards . . . saw action in 22-21 loss at Minnesota, recording one KO return for 16 yards . . . saw action in 24-16 win over 13th-ranked Michigan, recording two KO returns for 33 yards . . . started at running back in Insight Bowl loss to Oklahoma . . . led rushing attack with 58 yards on 22 carries and had six receptions for 28 yards and a touchdown . . . had nine-yard scoring reception in fourth quarter to cut deficit to 21-14.

**High school honors** - - Earned first team all-state honors as a senior . . . offensive MVP of regional final, state semifinal and state championship game . . . earned second team all-state honors as a junior . . . named Section Two and Division Player of the Year as a junior . . . earned all-area honors as punt returner . . . **Career** - - team advanced to state championship game as a senior and posted 21-2 record his last two seasons . . . rushed for 2,048 yards and 33 touchdowns as a senior and had five receptions for 30 yards and scored three special teams touchdowns . . . recorded 36 solo tackles and 10 assists on defense, including 12 tackles for loss, three QB sacks and two interceptions . . . rushed for 1,252 yards as a junior . . . first running back at Troy HS with back-to-back seasons over 1,000 rushing yards and first player with over 2,000 yards in a season . . . holds

school records for rushing yards and all-purpose yards . . . also set single season marks for rushing touchdowns (33) and total touchdowns (36) . . . team captain as a senior . . . earned two football letters as running back and defensive back and competed as sprinter on track team for four years.

**Personal** - - Born 2/18/93 . . . sociology major . . . earned NYSPPSAA Scholar Athlete team award . . . parents are Regina and Brian Canzeri . . . high school coach was Jack Burger.

### Canzeri's Career Rushing Bests

Attempts: 22 vs. Oklahoma, 12/30/11  
Yards: 165 at Purdue, 11/09/13  
Touchdowns: 1, twice, last at Purdue, 11/09/13  
Long: 43 vs. Wisconsin, 11/02/13

### Canzeri's Career Receiving Bests

Receptions: 6 vs. Oklahoma, 12/30/11  
Yards: 29 at Nebraska, 11/29/13  
Touchdowns: 1 vs. Oklahoma, 12/30/11  
Long: 29 at Nebraska, 11/29/13

### Canzeri's Career KO Return Bests

Number: 2, twice, last vs. Northwestern, 10/26/13  
Yards: 33 vs. Michigan, 11/05/11  
Long: 29 vs. Indiana, 10/22/11

### Canzeri's Game-By-Game Stats

Rushing	No.	Yds.	TD	Lng
2011				
TN Tech	DNP			
at IA State	DNP			
Pitt	DNP			
ULM	5	30	0	12
at PSU	0	0	0	---
N'western	DNP			
Indiana	4	26	0	15
at Minn.	0	0	0	---
Michigan	0	0	0	---
Mich. State	0	0	0	---
at Purdue	Inj.			
at Nebraska	Inj.			
Oklahoma (n)	22	58	0	12
<b>Totals</b>	<b>31</b>	<b>114</b>	<b>0</b>	<b>15</b>

Rushing	No.	Yds.	TD	Lng
2013				
N. Illinois	2	6	0	4
MO State	3	13	0	10
at IA State	3	10	0	9
W. Michigan	13	73	1	16
at Minn.	3	13	0	9
MSU	0	0	0	---
at OSU	DNP			
N'western	0	0	0	---
Wisconsin	5	58	0	43
at Purdue	20	165	1	18
Michigan	12	50	0	12
at Nebraska	6	59	0	37
LSU (n)	7	34	0	13
<b>Totals</b>	<b>74</b>	<b>481</b>	<b>2</b>	<b>43</b>

### Canzeri's Game-by-Game Kickoff Returns

2011	No.	Yds.	TD	Lng
TN Tech	DNP			
at IA State	DNP			
Pitt	DNP			
ULM	0	0	0	---
at PSU	0	0	0	---
N'western	DNP			
Indiana	1	29	0	29
at Minn.	1	16	0	16
Michigan	2	33	0	19
Mich. State	0	0	0	---
at Purdue	Inj.			
at Nebraska	Inj.			
Oklahoma (n)	0	0	0	---
<b>Totals</b>	<b>4</b>	<b>78</b>	<b>0</b>	<b>29</b>

Receiving	No.	Yds.	TD	Lng
2011				
TN Tech	DNP			
at IA State	DNP			
Pitt	DNP			
ULM	0	0	0	---
at PSU	0	0	0	---
N'western	DNP			
Indiana	0	0	0	---
at Minn.	0	0	0	---
Michigan	0	0	0	---
Mich. State	0	0	0	---
at Purdue	Inj.			
at Nebraska	Inj.			
Oklahoma (n)	6	28	1	12
<b>Totals</b>	<b>6</b>	<b>28</b>	<b>1</b>	<b>12</b>

Receiving	No.	Yds.	TD	Lng
2013				
N. Illinois	0	0	0	---
MO State	1	5	0	5
at IA State	0	0	0	---
W. Michigan	0	0	0	---
at Minn.	0	0	0	---
MSU	0	0	0	---
at OSU	DNP			
N'western	0	0	0	---
Wisconsin	0	0	0	---
at Purdue	0	0	0	---
Michigan	2	27	0	17
at Nebraska	1	29	0	29
LSU (n)	0	0	0	---
<b>Totals</b>	<b>4</b>	<b>61</b>	<b>0</b>	<b>29</b>

2013	No.	Yds.	TD	Lng
N. Illinois	0	0	0	---
MO State	0	0	0	---
at IA State	0	0	0	---
W. Michigan	0	0	0	---
at Minn.	0	0	0	---
MSU	0	0	0	---
at OSU	DNP			
N'western	2	29	0	17
Wisconsin	0	0	0	---
at Purdue	0	0	0	---
Michigan	0	0	0	---
at Nebraska	1	16	0	16
LSU (n)	0	0	0	---
<b>Totals</b>	<b>3</b>	<b>45</b>	<b>0</b>	<b>17</b>

**Canzeri's Career Statistics**

Rushing	No.	Yds.	Avg.	TD	Lng
Freshman	31	114	3.7	0	15
Sophomore	74	481	6.5	2	43
<b>Career</b>	<b>105</b>	<b>595</b>	<b>5.7</b>	<b>2</b>	<b>43</b>

Receiving	No.	Yds.	Avg.	TD	Lng
Freshman	6	28	4.7	1	12
Sophomore	4	61	15.2	0	29
<b>Career</b>	<b>10</b>	<b>89</b>	<b>8.9</b>	<b>1</b>	<b>29</b>

KO Returns	No.	Yds.	Avg.	TD	Lng
Freshman	4	78	19.5	0	29
Sophomore	3	45	15.0	0	17
<b>Career</b>	<b>7</b>	<b>123</b>	<b>17.6</b>	<b>0</b>	<b>29</b>

**60 - - Jalen Chambers****Offensive Line****6-5, 290, Sophomore****Bellevue, Iowa (Bellevue HS)****2014** -- Not listed on depth chart following spring practice.**2013** -- Did not see any game action.**2012** -- Redshirted after joining the team as a walk-on.

**High school honors** -- Earned second team all-state honors as a senior ... first team all-conference as a senior ... **Career** -- named district MVP as a senior while playing both offensive and defensive line ... helped team reach state playoffs as a junior and senior ... also lettered in track.

**Personal** -- Born 6/10/94 in Iowa City ... sports studies interest ... parents are Cheryl and Brent Chambers ... high school coach was Chet Knake.

**97 - - \*\*Darian Cooper****Defensive Line****6-2, 282, Junior****Elkridge, Md. (DeMatha HS)****2014** -- Listed as second team left defensive tackle following spring practice.

**2013** -- Saw action in all 13 games ... recorded 18 tackles, including eight solo tackles and 10 assists ... also had 1.5 tackles for loss and one QB sack ... saw action in 30-27 opening loss to Northern Illinois, recording one solo tackle ... saw action in 28-14 win over Missouri State, recording two assisted tackles as defense allowed just 197 yards total

offense ... saw action in 27-21 win at Iowa State as defense allowed just 59 net rushing yards ... recorded one solo tackle at ISU, his first career QB sack to stop an ISU drive in the first half ... saw action in 59-3 win over Western Michigan, recording two solo tackles and two assists as defense allowed just 209 yards total offense ... saw action in 23-7 win at Minnesota, recording one assisted tackle as defense allowed just 165 yards total offense and 30 net rushing yards ... saw action in 26-14 loss to Michigan State, recording two assisted tackles, including a shared tackle for loss ... saw action in 34-24 loss at Ohio State, recording one solo tackle ... saw action in 17-210 OT win over Northwestern, recording one solo tackle and one assist ... saw action in 28-9 loss to Wisconsin, but had no statistics ... saw action in 38-14 win at Purdue, recording one solo tackle as defense allowed just 53 net rushing yards ... saw action in 24-21 win over Michigan, but had no statistics as defense allowed just 60 net rushing yards and 158 yards total offense ... saw action in 38-17 win at Nebraska, recording two assisted tackles as defense allowed just 89 net rushing yards ... saw action in 21-14 Outback Bowl loss to LSU, recording one solo tackle.

**2012** -- Played in all 12 games, with two starts at defensive tackle ... recorded 16 solo tackles and 18 assists, including 3.5 tackles for loss, two pass break-ups and one recovered fumble ... started at defensive tackle in 18-17 win over Northern Illinois for first career action, recording one solo tackle, one assist and a pass break-up ... saw action in 9-6 loss to Iowa State ... recorded two solo stops and two assists vs. ISU, including a shared tackle for loss ... saw action in 27-16 win over Northern Iowa, recording two solo tackles ... saw action in 32-31 loss to Central Michigan, recording one assisted tackle ... saw action in 31-13 win over Minnesota as defense allowed just 299 yards total offense and collected four turnovers ... collected two solo tackles and three assists vs. Minnesota, along with one QB pressure ... saw action in 19-16 win at Michigan State, recording one assisted tackle ... saw action in 38-14 loss to Penn State, recording two solo tackles and three assists to match career-best of five tackles ... saw action in 28-17 loss at Northwestern, recording two solo tackles and one assist, including one tackle for loss ... saw action in 24-21 loss at Indiana, but had no statistics ... saw action in 27-24 loss to Purdue ... recorded one solo tackle and two assists vs. Purdue, including one tackle for loss ... also had first fumble recovery of career, which led to first Iowa touchdown, and added one pass break-up ... saw action in 42-17 loss at Michigan, recording three solo tackles ... started at defensive tackle in 13-7 loss to

Nebraska ... matched career-best with five tackles vs. Nebraska, including one solo tackle for loss and four assists.

**2011** -- Redshirted.**2011 Honors** -- Team Leader Award, Defense.

**High school honors** -- Named all-metro and metro defensive MVP in Baltimore area as a senior ... first team all-conference and all-state as a senior ... second team all-state as a junior ... earned third team all-conference honors as a center during junior season ... named team defensive MVP as a senior ... **Career** -- holds single game school record with five QB sacks ... recorded 10 QB sacks, four forced fumbles and three pass break-ups as a senior ... collected 12 QB sacks and two pass break-ups as a junior and had eight QB sacks as a sophomore ... helped prep team post 20-4 record in his final two seasons and advance to state playoffs in each of three seasons ... team captain as a senior ... also competed in track, tossing shot put and discus.

**Personal** -- Born 1/5/93 ... pre-business/communication studies major ... mother is Catherine Cooper-Grogans ... high school coach was Bill McGregor.

**Cooper's Career Bests**


Tackles:	5, three times, last vs. Nebraska, 11/23/12
Solos:	3 at Michigan, 11/17/12
Assists:	4 vs. Nebraska, 11/23/12
Tackle for loss	1, four times, last at Iowa State, 9/14/13
QB Sack:	1 at Iowa State, 9/14/13
Pass Break-up:	1, twice, last vs. Purdue, 11/10/12
Recovered Fumble:	1 vs. Purdue, 11/10/12
QB Pressure:	1 vs. Minnesota, 9/29/12

**Cooper's Game-by-Game Defensive Stats**

2012	Solo	Ast.	2013	Solo	Ast.
NIU (n)	1-1		N. Illinois	1-0	
IA State	2-2		MO State	0-2	
UNI	2-0		at IA State	1-0	
CMU	0-1		W. Michigan	2-2	
Minn.	2-3		at Minn.	0-1	
at MSU	0-1		MSU	0-2	
PSU	2-3		at OSU	1-0	
at N'western	2-1		N'western	1-1	
at Indiana	0-0		Wisconsin	0-0	
Purdue	1-2		at Purdue	1-0	
at Michigan	3-0		Michigan	0-0	
Nebraska	1-4		at Nebraska	0-2	
<b>Totals</b>	<b>16-18</b>		LSU (n)	1-0	
			<b>Totals</b>	<b>8-10</b>	

**Cooper's Career Statistics**

Defense	Solo	Ast.	Total	T/Loss	Sacks	Int-Yds.	PBU	FF	RF
Freshman	16	18	34	3.5/10	0/0	0-0	2	0	1
Sophomore	8	10	18	1.5/10	1/9	0-0	0	0	0
<b>Career</b>	<b>24</b>	<b>28</b>	<b>52</b>	<b>5/20</b>	<b>1/9</b>	<b>0-0</b>	<b>2</b>	<b>0</b>	<b>1</b>

**38 - - \*Adam Cox****Fullback****5-11, 230, Junior****Chana, Ill. (Stillman Valley HS)****2014** -- Listed as first team fullback following spring practice.

**2013** -- Played in all 13 games, with three starts ... gained 16 yards on four rushing attempts and had three receptions for 51 yards ... averaged 16 yards on two KO returns ... saw first action of career in 30-27 opening loss to Northern Illinois, recording two KO returns for 32 yards ... saw action in 28-14 win over Missouri State, but had no statistics as offense gained 491 yards total offense ... saw action in 27-21 win at Iowa State, but had no statistics as offense gained 378 yards total offense while rushing for over 200 yards in third straight outing ... started at fullback in 59-3 win over Western Michigan, recording one pass reception for five yards as offense gained 446 yards total offense and rushed for over 200 yards in fourth straight game ... started at fullback in 23-7 win at Minnesota as offense gained 464 yards total offense and rushed for over 200 yards in fifth straight game ... gained 35 yards on first pass reception of career and gained five yards on only rushing attempt ... started at fullback in 26-14 loss to Michigan State, but had no statistics ... started at fullback in 34-24 loss at Ohio State, but had no statistics before leaving game due to injury ... saw action in 38-14 win at Purdue, rushing one time for four yards as offense rushed for 318 yards and gained 509 yards total offense ... saw action in 24-21 win over Michigan, recording one reception for 11 yards as offense gained 407 yards total offense ... saw action in 38-17 win at Nebraska, recording seven yards on two rushing attempts.

**2012** -- Did not see any game action.**2011** -- Redshirted after joining the team as a walk-on.

**High school honors** -- Earned all-state honorable mention as a senior ... selected as Stateline Player of the Year as a senior ... named first team all-conference as a junior and senior ... **Career** -- earned three letters in football as running back and linebacker ... helped prep team win state title as a junior and return to title game as a senior, posting two-year record of 27-1 ... team captain as a senior ... rushed for 1,782 yards and 34 touchdowns as a senior, while collecting 94 tackles on defense ... gained 1,197 yards and scored 12 touchdowns as a junior, with 106 tackles and nine QB sacks as a junior ... also earned one letter in basketball.

**Personal** -- Born 9/24/92 ... health and human physiology major ... parents are Lori and Jeff Cox ... high school coach was Mike Lalor.

#### Cox's Career Rushing Bests

Attempts: \_\_\_\_\_ 2 at Nebraska, 11/29/13  
 Yards: \_\_\_\_\_ 7 at Nebraska, 11/29/13  
 Long: \_\_\_\_\_ 5, twice, last at Nebraska, 11/29/13

#### Cox's Career Receiving Bests

Receptions: \_\_\_\_\_ 1, three times, last vs. Michigan, 11/23/13  
 Yards: \_\_\_\_\_ 35 at Minnesota, 9/28/13  
 Long: \_\_\_\_\_ 35 at Minnesota, 9/28/13

#### Cox's Career KO Return Bests

Number: \_\_\_\_\_ 2 vs. Northern Illinois, 8/31/13  
 Yards: \_\_\_\_\_ 32 (2 returns) vs. Northern Illinois, 8/31/13  
 Long: \_\_\_\_\_ 16, twice, last vs. Northern Illinois, 8/31/13

#### Cox's Game-By-Game Stats

Rushing					Receiving				
2013	No.	Yds.	TD	Lng	2013	No.	Yds.	TD	Lng
N. Illinois	0	0	0	---	N. Illinois	0	0	0	---
MO State	0	0	0	---	MO State	0	0	0	---
at IA State	0	0	0	---	at IA State	0	0	0	---
W. Michigan	0	0	0	---	W. Michigan	1	5	0	5
at Minn.	1	5	0	5	at Minn.	1	35	0	35
MSU	0	0	0	---	MSU	0	0	0	---
at OSU	0	0	0	---	at OSU	0	0	0	---
N'western	0	0	0	---	N'western	0	0	0	---
Wisconsin	0	0	0	---	Wisconsin	0	0	0	---
at Purdue	1	4	0	4	at Purdue	0	0	0	---
Michigan	0	0	0	---	Michigan	1	11	0	11
at Nebraska	2	7	0	5	at Nebraska	0	0	0	---
LSU (n)	0	0	0	---	LSU (n)	0	0	0	---
Totals	4	16	0	5	Totals	3	51	0	35

#### KO Returns

2013	No.	Yds.	TD	Lng
N. Illinois	2	32	0	16
MO State	0	0	0	---
at IA State	0	0	0	---
W. Michigan	0	0	0	---
at Minn.	0	0	0	---
MSU	0	0	0	---
at OSU	0	0	0	---
N'western	0	0	0	---
Wisconsin	0	0	0	---
at Purdue	0	0	0	---
Michigan	0	0	0	---
at Nebraska	0	0	0	---
LSU (n)	0	0	0	---
Totals	2	32	0	16

#### Cox's Career Statistics

Rushing	No.	Yds.	Avg.	TD	Lng
Freshman	0	0	0.0	0	---
Sophomore	4	16	4.0	0	5
Career	4	16	4.0	0	5

Receiving	No.	Yds.	Avg.	TD	Lng
Freshman	0	0	0.0	0	---
Sophomore	3	51	17.0	0	35
Career	3	51	17.0	0	35

KO Returns	No.	Yds.	Avg.	TD	Lng
Freshman	0	0	---	0	---
Sophomore	2	32	16.0	0	16
Career	2	32	16.0	0	16



#### 64 -- Cole Croston

Offensive Line

6-5, 270, Sophomore

Sergeant Bluff, Iowa (Sergeant Bluff-Luton HS)


**2014** -- Listed as co-second team right offensive tackle following spring practice.

**2013** -- Saw action in two games ... saw first career action in 38-14 win at Purdue as offense rushed for 318 yards and gained 509 yards total offense ... saw action in 38-17 win at Nebraska.

**2012** -- Redshirted after joining the team as a walk-on.

**High school honors** -- Earned first team all-conference honors as offensive lineman and punter ... **Career** -- earned three letters as offensive lineman and punter ... also lettered in basketball, baseball and golf as a prep ... helped prep team reach state playoffs as a sophomore and junior.

**Personal** -- Born 12/25/93 ... business direct administration major ... earned academic all-conference and all-state recognition ... parents are Kim and Dave Croston ... his father, Dave, was a three-year letterman at Iowa ... high school coach was Chris Zyzda.



#### 29 -- LeShun Daniels, Jr. (Luh-SEAN)

Running Back

6-0, 230, Sophomore

Warren, Ohio (Harding HS)

**Hawk-Item** -- One of four true freshmen to see action in 2013 ... attended Harding HS as a junior and senior after attending Dekalb, Ill. HS as a freshman and sophomore.

**2014** -- Listed as co-third team running back following spring practice.

**2013** -- Saw action in seven games ... rushed 36 times for 142 yards ... saw first action of career in 28-14 win over Missouri State and offense gained 491 yards total offense ... rushed six times for 30 yards vs. MSU, with a long of 10 yards ... saw action in 59-3 win over Western Michigan as offense gained 446 yards total offense while rushing for over 200 yards in fourth straight game ... rushed 13 times for 54 yards in win over WMU to set career-best in both attempts and yards ... saw action in 34-24 loss at Ohio State, recording four rushing attempts for 14 yards ... saw action in 17-10 OT win over Northwestern, rushing three times for eight yards ... saw action in 28-9 loss to Wisconsin, rushing four times for 14 yards ... saw action in 38-14 win at Purdue as offense rushed for 318 yards and gained 509 yards total offense ... five rushing attempts for 22 yards at Purdue, with a long of 10 yards ... saw action in 38-17 win at Nebraska, with one rushing attempt for no yards ... did not see action in 21-14 Outback Bowl loss to LSU.

**High school honors** -- Earned first team all-state, all-district, all-county and all-conference honors as a senior ... named Lake Erie League Player of the Year as a senior ... all-county first team as a junior ... honorable mention all-conference and all-area as a sophomore ... **Career** -- earned three letters in football and four in track ... rushed for 1,614 yards and 15 touchdowns on 261 attempts as a senior as team posted 9-2 record ... rushed 165 times for 908 yards and seven touchdowns as a junior ... totaled 243 yards and one touchdowns on KO returns as a junior ... rushed 88 times for 406 yards and five touchdowns as a sophomore at Dekalb HS, helping team reach playoffs for first time in over 20 seasons ... team captain as a senior ... earned all-state honors on 400-meter relay team as a junior ... football team captain as a senior ... ranks fourth in career rushing yards at Harding HS.

**Personal** -- Born 6/4/95 ... pre-physical therapy major ... parents are Alicia and LeShun Daniels ... member of National Honor Society and prep Honor Roll ... high school coach was Steve Arnold.

#### Daniels' Game-By-Game Stats

Rushing				
2013	No.	Yds.	TD	Lng
N. Illinois	DNP			
MO State	6	30	0	10
at IA State	DNP			
W. Michigan	13	54	0	14
at Minn.	DNP			
MSU	DNP			
at OSU	4	14	0	7
N'western	3	8	0	5
Wisconsin	4	14	0	6
at Purdue	5	22	0	10
Michigan	DNP			
at Nebraska	1	0	0	---
LSU (n)	DNP			
Totals	36	142	0	14




**Daniels' Career Rushing Bests**

Attempts: \_\_\_\_\_ 13 vs. Western Michigan, 9/21/13  
 Yards: \_\_\_\_\_ 54 vs. Western Michigan, 9/21/13  
 Long: \_\_\_\_\_ 14 vs. Western Michigan, 9/21/13

**Daniels' Career Statistics**

Rushing	No.	Yds.	Avg.	TD	Lng
Freshman	36	142	3.9	0	14

**71 - - \*\*Carl Davis****Defensive Line****6-5, 315, Senior****Detroit, Mich. (Stevenson HS)**

**Hawk-Item** - - One of five seniors named to 2014 Leadership Group.

**2014 Preseason Honors** - - Preseason third team All-America by Phil Steele . . . preseason fourth team All-America by Athlon Sports . . . preseason first team All-Big Ten by Athlon Sports and Sporting News . . . preseason second team All-Big Ten by Phil Steele . . . **2014** - - listed as first team left defensive tackle following spring practice.

**2013 Honors** - - Second team all-Big Ten by league coaches . . . honorable mention all-Big Ten by league media . . . second team All-Big Ten by Athlon Sports . . . third team All-Big Ten by Phil Steele and College Sports Madness.

**2013 Preseason Honors** - - Named pre-season second team all-Big Ten by Phil Steele and third team by College Sports Madness . . . **2013** - - started all 13 games at defensive tackle . . . recorded 42 tackles, including 11 solo stops and 31 assists . . . also had four tackles for loss and 1.5 QB sacks, along with one pass break-up and one QB pressure . . . earned first start of career at defensive tackle in 30-27 opening loss to Northern Illinois, recording career-best four tackles, all assists . . . started at defensive tackle in 28-14 win over Missouri State . . . recorded one solo tackle and four assists for career high five tackles as defense held Missouri State to 197 yards total offense . . . started at defensive tackle in 27-21 win at Iowa State, recording two assisted tackles as defense allowed just 59 net rushing yards . . . started at defensive tackle in 59-3 win over Western Michigan, recording one QB pressure as defense allowed just 209 yards total offense . . . started at defensive tackle in 23-7 win at Minnesota, recording four assisted tackles as defense allowed just 165 yards total offense and 30 net rushing yards . . . started at defensive tackle in 26-14 loss to Michigan State, recording one solo tackle . . . started at defensive tackle in 34-24 loss at Ohio State, recording one solo tackle and three assists, including one QB sack . . . started at defensive tackle in 17-10 OT win over Northwestern, recording two solo tackles . . . started at defensive tackle in 28-9 loss to Wisconsin, recording one solo tackle and two assists, including a shared tackle for loss . . . started at defensive tackle in 38-14 win at Purdue, recording one solo tackle and one assist as defense allowed just 53 net rushing yards . . . started at defensive tackle in 24-21 win over Michigan as defense allowed just 60 net rushing yards and 158 yards total offense . . . recorded career-best eight tackles vs. Michigan, including two solo stops and six assists, and 2.5 tackles for loss, a shared QB sack and a pass break-up . . . started at defensive tackle in 38-17 win at Nebraska as defense allowed just 89 yards total offense . . . recorded four assisted tackles vs. Huskers . . . started at defensive tackle in 21-14 Outback Bowl loss to LSU, recording two solo tackles and one assist.

**2012** - - Saw action in 11 games . . . recorded six solo tackles and eight assists, including 1.5 tackles for loss, and also recovered one fumble . . . saw action in 18-17 win over Northern Illinois, recording first career fumble recovery that led to third quarter Iowa field goal . . . saw action in 9-6 loss to Iowa State, recording one solo tackle and one assist . . . saw action in 27-16 win over Northern Iowa, recording two assisted tackles . . . saw action in 32-31 loss to Central Michigan, recording one solo tackle for a loss of three yards . . . saw action in 31-13 win over Minnesota, but had no statistics as defense allowed just 299 yards total offense and collected four turnovers . . . saw action in 19-16 win over Michigan State, recording one assisted tackle . . . saw action in 38-14 loss to Penn State, recording career-best three tackles, including two solo stops and one assist . . . saw action in 28-17 loss at Northwestern, but had no statistics . . . saw action in 24-21 loss at Indiana, recording one solo tackle . . . saw action in 27-24 loss to Purdue, recording two assisted tackles, including one shared tackle for loss . . . saw action in 42-17 loss at Michigan, recording one assisted tackle . . . saw action in 13-7 loss to Nebraska, recording one solo tackle.

**2011** - - Saw action in six games, recording two assisted tackles . . . saw action in 45-17 win over Louisiana-Monroe, recording one assisted tackle as defense allowed just 59 net rushing yards . . . saw action in 45-24 win over Indiana, recording one assisted tackle . . . saw first action vs. Iowa State, Pittsburgh, Penn State and Northwestern, but had no statistics . . . did not see action in wins over Tennessee Tech (34-7), 13th-ranked Michigan (24-16) and Purdue (31-21), and losses to Minnesota (22-21) and Michigan State (37-21) due to injury .

**2010** - - Redshirted.

**High school honors** - - Named first team all-state by *Detroit Free Press*, *Detroit News* and *Macomb Daily* . . . was first team all-conference as a senior after earning second team honors as a junior . . . **Career** - - recorded 58 tackles as a senior, including six QB

sacks . . . also blocked two field goals, had one interception and scored one touchdown . . . collected 47 tackles as a junior, with eight tackles for loss, 15 QB hurries and three QB sacks . . . helped prep team post 10-2 mark as a junior and 13-1 record as a senior, advancing to state championship game at Ford Field in his final season . . . also lettered in basketball and track and field.

**Personal** - - Born 3/02/92 . . . leisure studies major . . . mother is Ovella Davis . . . one of four players from Detroit on Iowa roster . . . high school coach was Rick Bye.

**Davis' Career Bests**

Tackles: \_\_\_\_\_ 8 vs. Michigan, 11/23/13  
 Solos: \_\_\_\_\_ 2, four times, last vs. Louisiana State, 1/01/14  
 Assists: \_\_\_\_\_ 6 vs. Michigan, 11/23/13  
 Rec. Fumble: \_\_\_\_\_ 1 vs. N. Illinois, 9/01/12  
 Tackle for Loss: \_\_\_\_\_ 2.5 vs. Michigan, 11/23/13  
 QB Sack: \_\_\_\_\_ 1 at Ohio State, 10/19/13  
 Pass Break-Up: \_\_\_\_\_ 1 vs. Michigan, 11/23/13

**Davis' Game-by-Game Defensive Stats**

2011	Solo-Ast.	2012	Solo-Ast.	2013	Solo-Ast.
TN Tech	Inj.	NIU (n)	0-0	N. Illinois	0-4
at IA State	0-0	ISU	1-1	MO State	1-4
Pitt	0-0	UNI	0-2	at IA State	0-2
ULM	0-1	CMU	1-0	W. Michigan	0-0
at PSU	0-0	Minn.	0-0	at Minn.	0-4
N'western	0-0	at MSU	0-1	MSU	1-0
Indiana	0-1	PSU	2-1	at OSU	1-3
at Minn.	Inj.	at N'western	0-0	N'western	2-0
Michigan	Inj.	at Indiana	1-0	Wisconsin	1-2
Mich. State	Inj.	Purdue	0-2	at Purdue	1-1
at Purdue	Inj.	at Michigan	0-1	Michigan	2-6
at Nebraska	DNP	Nebraska	1-0	at Nebraska	0-4
Oklahoma (n)	DNP	Totals	6-8	LSU (n)	2-1
Totals	0-2			Totals	9-30

**Davis' Career Statistics**

Defense	Solo	Ast.	Total	T/Loss	Sacks	QBH	PBU	FF	RF
Freshman	0	2	2	0/0	0/0	0	0	0	0
Sophomore	6	8	14	1.5/3	0/0	0	0	0	1
Junior	11	31	42	4/14	1.5/10	1	1	0	0
Career	17	41	58	5.5/17	1.5/10	1	1	0	1

**78 - - \*\*Andrew Donnal (duh-NELL)****Offensive Line****6-7, 305, Senior****Monclova, Ohio (Anthony Wayne HS)**

**Hawk-Item** - - Suffered injury in seventh game of the season and missed final five games of 2012 season.

**2014** - - Listed as first team right offensive tackle following spring practice.

**2013** - - Saw action at both guard and tackle throughout the season . . . saw action at right guard in 30-27 opening loss to Northern Illinois as offense gained 458 yards total offense . . . saw action at right guard and left tackle in 28-14 win over Missouri State as offense gained 491 yards total offense . . . saw action at right guard in 27-21 win at Iowa State as offense gained 378 yards total offense and rushed for over 200 yards in third straight outing . . . saw action in 59-3 win over Western Michigan as offense gained 446 yards total offense while rushing for over 200 yards in fourth straight game . . . saw action in offensive line in 23-7 win at Minnesota as offense gained 464 yards total offense and rushed for over 200 yards in fifth straight outing . . . saw action in 26-14 loss to Michigan State . . . saw action in 34-24 loss at Ohio State . . . saw action in 17-10 OT win over Northwestern . . . saw extensive action at right guard in 28-9 loss to Wisconsin . . . saw action in 38-14 win at Purdue as offense rushed for 318 yards and gained 509 yards total offense . . . saw action in 24-21 win over Michigan as offense gained 407 yards total offense . . . saw action in 38-17 win at Nebraska and 21-14 Outback Bowl loss to LSU.

**2012** - - Saw action in first seven games of the season, with three starts, before being injured . . . saw action at right tackle in 18-17 win over Northern Illinois . . . saw action on special teams in 9-6 loss to Iowa State . . . saw action on special teams in 27-16 win over Northern Iowa . . . saw action in offensive line in 32-31 loss to Central Michigan as offense gained 430 yards total offense . . . started at right guard in 31-13 win over Minnesota for first career start at offense gained 374 yards total offense . . . started at right guard and played every offensive play in 19-16 win at Michigan State . . . started at right guard in 38-14 loss to Penn State . . . suffered injury in first quarter and did not return to action . . . did not play in final five games due to injury.

**2011** - - Saw first action of career in 34-7 opening win over Tennessee Tech . . . did not see action in triple-overtime loss at Iowa State . . . did not see action in 31-27 win over Pittsburgh . . . saw action in 45-17 win over Louisiana-Monroe as offense gained 453 yards total offense and allowed no sacks . . . did not see action in 13-3 loss at Penn

State ... did not see action in 41-31 win over Northwestern ... saw action in 45-24 win over Indiana as offense gained 456 yards total offense ... did not see action in 22-21 loss at Minnesota ... did not see action in 24-16 win over 13th-ranked Michigan ... did not see action in 37-21 loss to Michigan State ... did not see action in 31-21 win at Purdue ... did not see action in 20-7 loss at Nebraska ... saw action in Insight Bowl loss to Oklahoma.

**2010 -- Redshirted.**

**High school honors --** Participated in Army All-American Bowl and selected to team USA vs. World All-Stars in conjunction with Super Bowl ... named first team all-Ohio Division I offensive lineman by the Associated Press ... first team all-district and all-Northern Lakes League offensive tackle ... District Lineman of the Year ... named to all-Toledo Blade team and Ohio High Magazine first team offensive line ... 2009 Buckeye Bluechip honoree by Touchdown Club of Columbus ... was also first team all-conference as a junior, second team all-District and special mention all-state ... earned second team all-conference honors as a sophomore ... **Career --** earned three varsity letters as offensive and defensive lineman ... team captain as senior while helping team post 7-3 overall record ... also lettered three years as basketball center and in track while competing in the shot put and discus.

**Personal --** Born 3/03/92 ... leisure studies major ... named to all-Northern Lakes League Academic Team ... parents are Susie and Ron Donnal ... high school coach was Craig Smith.



**7 -- \*\*Sean Draper**  
**Defensive Back**  
**6-0, 190, Junior**  
**Cleveland, Ohio (Glenville HS)**

**Hawk-Item --** One of seven true freshmen to see action in 2012.

**2014 --** Listed as co-first team left cornerback following spring practice.

**2013 --** Saw action in nine games, recording four solo tackles, one assist and one pass break-up ... saw action in 30-27 opening loss to Northern Illinois, but had no statistics ... saw action in 28-14 win over Missouri State, recording

one assisted as defense allowed just 197 yards total offense ... saw action in 27-21 win at Iowa State as defense allowed just 59 net rushing yards, but had no statistics ... saw action in 59-3 win over Western Michigan, recording a career-high three solo tackles as defense allowed just 209 yards total offense ... saw action in 23-7 win at Minnesota, but had no statistics as defense allowed just 165 yards total offense and 30 net rushing yards ... saw action in 26-14 loss to Michigan State, but had no statistics ... saw action in 34-24 loss at Ohio State, recording one solo tackle ... saw action in 38-14 win at Purdue, but had no statistics ... saw action in 38-17 win at Nebraska, recording one pass break-up as defense allowed just 89 net rushing yards.

**2012 --** Saw action in 11 games, recording five solo tackles, one assist and one pass break-up ... saw action in 27-16 win over Northern Iowa, recording one pass break-up ... saw action in 32-31 loss to Central Michigan, recording one solo tackle ... saw action in 31-13 win over Minnesota but had no statistics as defense allowed just 299 yards total offense and collected four turnovers ... saw action in 19-16 win at Michigan State, recording one solo tackle and one assist ... saw action in 38-141 loss to Penn State, recording one solo tackle ... saw action in 28-17 loss at Northwestern, recording one solo tackle ... saw action in 27-24 loss to Purdue, recording one solo tackle ... saw action vs. Iowa State, Michigan and Indiana, but had no statistics.

**High school honors --** Earned honorable mention all-state honors as a senior ... first team all-conference as a senior ... **Career --** earned three varsity letters as defensive back and wide receiver, while also being used on punt and kickoff returns ... helped team advance to state playoffs three straight years, compiling 31-6 record ... team captain as a senior ... recorded 40 tackles as a senior, with four interceptions and three forced fumbles ... had 10 punt return touchdowns, four receiving touchdowns and an interception return touchdown ... collected 40 tackles as a junior, with three interceptions and three forced fumbles ... also competed in track ... member of state championship 800-meter relay unit during indoor season.

**Personal --** Born 6/14/94 ... pre-medicine major ... member of prep Honor Roll ... mother is Lisa Debose ... high school coach was Ted Ginn.

### Draper's Career Defensive Bests

Tackles: \_\_\_\_\_ 3 vs. Western Michigan, 9/21/13  
 Solos: \_\_\_\_\_ 3 vs. Western Michigan, 9/21/13  
 Assists: \_\_\_\_\_ 1, twice, last vs. Missouri State, 9/07/13  
 Pass Break-Up: \_\_\_\_\_ 1, twice, last at Nebraska, 11/29/13

### Draper's Game-by-Game Defensive Stats

2012	Solo-Ast.	2013	Solo-Ast.
NIU (n)	0-0	N. Illinois	0-0
IA State	0-0	MO State	0-1
UNI	0-0	at IA State	0-0
CMU	1-0	W. Michigan	3-0
Minn.	0-0	at Minn.	0-0
at MSU	1-1	MSU	0-0
Penn State	1-0	at OSU	1-0
at N'western	1-0	N'western	DNP
at Indiana	0-0	Wisconsin	DNP
Purdue	1-0	at Purdue	0-0
at Michigan	0-0	Michigan	DNP
Nebraska	DNP	at Nebraska	0-0
<b>Totals</b>	<b>5-1</b>	LSU (n)	DNP
		<b>Totals</b>	<b>4-1</b>

### Draper's Career Statistics

Defense	Solo	Ast.	Total	T/Loss	Sacks	Int-Yds.	PBU	FF	RF
Freshman	5	1	6	0/0	0/0	0-0	1	0	0
Sophomore	4	1	5	0/0	0/0	0-0	1	0	0
<b>Career</b>	<b>9</b>	<b>2</b>	<b>11</b>	<b>0/0</b>	<b>0/0</b>	<b>0-0</b>	<b>2</b>	<b>0</b>	<b>0</b>



**87 -- \*\*Jake Duzey (DEW-zee)**  
**Tight End**  
**6-4, 245, Junior**  
**Troy, Mich. (Athens HS)**

**Hawk-Item --** 85-yard scoring reception at Ohio State ranks as ninth longest scoring reception in school history, including second longest reception by a tight end ... 138 receiving yards at Ohio State are most by a tight end under Coach Kirk Ferentz.

**2014 --** Listed as second team tight end following spring practice.

**2013 Honors --** Named CFPA honorable mention Tight

End of the Week for his play vs. Ohio State ... **2013 --** Saw action in all 13 games, with seven starts as second tight end ... recorded 19 receptions for 270 yards and two touchdowns ... saw action in 28-14 win over Missouri State as offense gained 491 yards total offense ... career-best three receptions for 26 yards vs. Missouri State, with a long of 18 yards ... saw action in 26-14 loss to Michigan State, recording one reception for five yards ... one of three tight ends in starting line-up in 34-24 loss at Ohio State ... enjoyed best game of career at OSU, with six receptions for 138 yards and first career touchdown ... 85-yard scoring reception late in third quarter tied game at 24-24 and ranks as ninth longest scoring reception in school history ... one of two tight ends in starting line-up in 17-10 OT win over Northwestern, recording two receptions for 27 yards ... one of two tight ends in starting line-up in 28-9 loss to Wisconsin, recording two receptions for eight yards ... one of two tight ends in starting line-up in 38-14 win at Purdue as offense rushed for 318 yards and gained 509 yards total offense ... one reception for three yards and a touchdown in win at Purdue ... one of three tight ends in starting line-up in 24-21 win over Michigan, but had no statistics as offense gained 407 yards total offense ... one of three tight end in the starting line-up in 38-17 win at Nebraska, recording one reception for five yards ... one of two tight ends in starting line-up in 21-14 Outback Bowl loss to LSU ... led team with 58 receiving yards on three receptions vs. LSU.

**2012 --** Saw action in 11 games ... three receptions for 16 yards ... had first two receptions of career for 14 yards in 19-16 win at Michigan State ... saw action in 24-21 loss at Indiana, recording one reception for two yards ... saw action in wins over Northern Illinois (18-17), Northern Iowa (27-16) and Minnesota (31-13), and losses to Iowa State (9-6), Central Michigan (32-31), Penn State (38-14), Northwestern (28-17), Purdue (27-24), Michigan (42-17) and Nebraska (13-7), but had no statistics.

**2011 -- Redshirted.**

**High school honors --** Named to Rivals.com all-state Dream Team as a senior ... first team all-state, all-conference, all-region and all-area as a senior ... first team all-conference and all-area and second team all-region as a junior ... second team all-area and all-region as a sophomore ... named Count on Me Player of the Year, team MVP and Hawk of the Year as a senior ... ranked No. 10 Michigan Blue Chip Player by *Detroit News* ... nominated for Mr. Football and Detroit Athletic Club Michigan High School Athlete of the Year ... team offensive Player of the Year as a junior ... **Career --** started at both wide receiver and defensive end as a senior ... holds school records for receptions, receiving yards, touchdown receptions, average per reception, all-purpose yards and all-purpose yards per game ... ranks second in career touchdown receptions ... three-year football letterman as tight end, wide receiver, defensive end and safety ... 38 receptions for 629 yards and four touchdowns as senior, along with 34 rushing attempts for 173 yards ... also used on punt and kickoff returns, with one kickoff return touchdown ... 37 receptions for 535 yards and six touchdowns as a junior ... gained 271 yards on 16 receptions and had two touchdowns as a sophomore ... team captain as a junior and senior ... also lettered three years in basketball and one year in baseball.

**Personal** -- Born 1/17/93 ... pre-physician assistant major ... Honor Roll and Scholar Athlete for four years ... parents are Laura Duzey and the late Greg Duzey ... high school coach was Josh Heppner.

#### Duzey's Career Receiving Bests

Catches: 6 at Ohio State, 10/19/13  
Yards: 138 at Ohio State, 10/19/13  
Long: 85 at Ohio State, 10/19/13  
Touchdowns: 1, twice, last at Purdue, 11/09/13

#### Duzey's Game-By-Game Receiving Stats

2012	No.	Yds.	TD	Lng	2013	No.	Yds.	TD	Lng
NIU (n)	0	0	0	---	N. Illinois	0	0	0	---
IA State	0	0	0	---	MO State	3	26	0	18
UNI	0	0	0	---	at IA State	0	0	0	---
CMU	0	0	0	---	W. Michigan	0	0	0	---
Minn.	0	0	0	---	at Minn.	0	0	0	---
at MSU	2	14	0	11	MSU	1	5	0	5
PSU	0	0	0	---	at OSU	6	138	1	85
at N'western	0	0	0	---	N'western	2	27	0	20
at Indiana	1	2	0	2	Wisconsin	2	8	0	6
Purdue	0	0	0	---	at Purdue	1	3	1	3
at Michigan	0	0	0	---	Michigan	0	0	0	---
Nebraska	0	0	0	---	at Nebraska	1	5	0	5
<b>Totals</b>	<b>3</b>	<b>16</b>	<b>0</b>	<b>11</b>	LSU (n)	3	58	0	35
					<b>Totals</b>	<b>19</b>	<b>270</b>	<b>2</b>	<b>85</b>

#### Duzey's Career Statistics

Receiving	No.	Yds.	Avg.	TD	Lng
Freshman	3	16	5.3	0	11
Sophomore	19	270	14.2	2	85
<b>Career</b>	<b>22</b>	<b>286</b>	<b>13.0</b>	<b>2</b>	<b>85</b>



#### 56 - - Faith Ekakitie (ee-KACK-uh-tee)

##### Defensive Line

6-3, 287, Sophomore

Brampton, Ontario

Lake Forest, Ill. (Lake Forest, Ill. Academy)

**2014** -- Listed as third team left defensive tackle following spring practice.

**2013** -- Saw action in three games, with no statistics ... saw first action of career in 59-3 win over Western Michigan, but had no statistics as defense allowed just 209 yards total offense ... saw action in 23-7 win at Minnesota, but had no statistics as defense allowed just 165 yards total offense and 30 net rushing yards ... saw action in 38-14 win at Purdue.

**2012** -- Redshirted.

**High school honors** -- Participated in USA vs. World All-American game and selected to US Marine All-American game ... first team all-state as a senior by both the Chicago Sun Times and Chicago Tribune ... named first team all-Catholic League ... **Career** -- earned three varsity letters as defensive lineman ... team captain as a senior ... collected 62 tackles as a senior, with 12 sacks, four forced fumbles and one interception ... recorded 58 tackles as a junior, including 15 sacks, while scoring one touchdown ... also lettered in basketball and track.

**Personal** -- Born 4/05/93 ... human physiology interest major ... parents are Grace and Jimoh Ekakitie ... one of two players from Canada on Iowa roster ... high school coach was Ted Stewart.

#### Ekakitie's Career Statistics

Defense	Solo	Ast.	Total	T/Loss	Sacks	Int-Yds.	PBU	FF	RF
Freshman	0	0	0	0/0	0/0	0-0	0	0	0



#### 54 - - Steve Ferentz (FAIR-ints)

##### Offensive Line

6-2, 267, Sophomore

Iowa City, Iowa (Iowa City HS)

**Hawk-Item** -- Moved from tight end to offensive line prior to 2013 spring practice.

**2014** -- Not listed on depth chart following spring practice.


**2013** -- Did not see any game action.

**2012 Honors** -- Team Leader Award, special teams ...

**2012** -- redshirted after joining the team as a walk-on.

**High school honors** -- Team captain as a senior ... advanced to state wrestling tournament as a senior ... **Career** -- competed for highly-successful program at Iowa City HS, playing tight end, defensive line and linebacker, while also handling deep snaps on special teams ... enjoyed successful wrestling career as a prep, advancing to state tournament as a senior.

**Personal** -- Born 12/04/93 ... secondary education major ... academic honors ... parents are Mary and Kirk Ferentz ... is the son of Iowa head coach Kirk Ferentz ... one of two players from Iowa City on the Iowa roster ... high school coach was Dan Sabers.



#### 36 - - \*\*Cole Fisher

##### Linebacker

6-2, 233, Junior

Omaha, Neb. (Millard North HS)

**2014** -- Listed as co-second team weakside linebacker following spring practice.

**2013 Honors** -- Academic All-Big Ten for second straight year ... **2013** -- saw action in 10 games, recording one assisted tackle while playing primarily on special teams ... saw action in 24-21 win over Michigan, recording one assisted tackle for first career tackle as defense allowed just 60 net rushing yards and 158 yards total offense ... saw action in 59-3 win over Western Michigan, but had no statistics as defense allowed just 209 yards total offense ... saw action in 23-7 win at Minnesota, but had no statistics as defense allowed just 165 yards total offense and 30 net rushing yards ... saw action in 38-17 win at Nebraska, but had no statistics as defense allowed just 89 net rushing yards ... saw action in wins over Iowa State (27-21), Northwestern (17-10 OT) and Purdue (38-14), and losses to Michigan State (26-14), Wisconsin (28-9) and Outback Bowl loss to LSU (21-14), but had no statistics.

**2012 Honors** -- Academic All-Big Ten ... **2012** -- saw action in eight games, primarily on special teams ... saw action in wins over Northern Illinois (18-17) and Michigan State (19-16), and losses to Penn State (38-14), Northwestern (28-17), Indiana (24-21), Purdue (27-24), Michigan (42-17) and Nebraska (13-7), but had no statistics.

**2011** -- Redshirted.

**High school honors** -- Was an all-class first team super state selection and a two-time Class A first team all-state honoree ... twice named first team all-conference ... **Career** -- collected 246 tackles and three interceptions during his three-year prep career, playing running back and free safety ... team captain as a junior and senior ... led team to 2010 state championship, finishing with an 11-2 record ... also guided team to 2009 state playoffs ... recorded 62 tackles as a sophomore ... had 90 tackles and one interception as a junior ... finished with 94 tackles, three interceptions and scored one touchdown as a senior ... earned varsity letters in football (4) and basketball (1).

**Personal** -- Born 8/12/92 ... civil engineering major ... earned four academic letters ... parents are Cathy and Todd Fisher ... high school coach was Fred Petito.

#### Fisher's Career Bests

Tackles: 1 vs. Michigan, 11/23/13  
Assists: 1 vs. Michigan, 11/23/13

#### Fisher's Game-by-Game Defensive Stats

2012	Solo-Ast.	2013	Solo-Ast.
NIU (n)	0-0	N. Illinois	DNP
IA State	DNP	MO State	DNP
UNI	DNP	at IA State	0-0
CMU	DNP	W. Michigan	0-0
Minn.	DNP	at Minn.	0-0
at MSU	0-0	MSU	0-0
PSU	0-0	at OSU	DNP
at N'western	0-0	N'western	0-0
at Indiana	0-0	Wisconsin	0-0
Purdue	0-0	at Purdue	0-0
at Michigan	0-0	Michigan	0-1
Nebraska	0-0	at Nebraska	0-0
<b>Totals</b>	<b>0-0</b>	LSU (n)	0-0
		<b>Totals</b>	<b>0-1</b>

#### Fisher's Career Statistics

Defense	Solo	Ast.	Total	T/Loss	Sacks	Int-Yds.	PBU	FF	RF
Freshman	0	0	0	0/0	0/0	0-0	0	0	0
Sophomore	0	1	1	0/0	0/0	0-0	0	0	0
<b>Career</b>	<b>0</b>	<b>1</b>	<b>1</b>	<b>0/0</b>	<b>0/0</b>	<b>0-0</b>	<b>0</b>	<b>0</b>	<b>0</b>





**28 - - \*Maurice Fleming**  
**Defensive Back**  
**6-0, 200, Sophomore**  
**Chicago, Ill. (Curie Metropolitan HS)**

**2014** -- Listed as co-first team left cornerback following spring practice.

**2013** -- Saw action in eight games, recording three solo tackles and one forced fumble ... saw first action of career in 59-3 win over Western Michigan, recording two solo tackles and a forced fumble as defense allowed just 209 yards total offense ... saw action in 23-7 win at Minnesota, but had no statistics as defense allowed just 165 yards total offense and 30 net rushing yards ... saw action in 38-17 win at Nebraska, but had no statistics as defense allowed just 89 net rushing yards ... saw action in 21-14 Outback Bowl loss to LSU, recording one solo tackle ... saw action vs. Wisconsin, Michigan State and Purdue, but had no statistics ... saw action in 24-21 win over Michigan, but had no statistics as defense allowed just 60 net rushing yards and 158 yards total offense ... did not see action vs. Northern Illinois, Missouri State or Iowa State, due to injury.

**2012** -- Redshirted.

**High school honors** -- Earned all-state honors as a senior ... was first team all-conference and all-city as a junior after earning second team all-conference honors as a sophomore ... **Career** -- earned four letters as defensive back and quarterback ... team won Chicago Public League title in 2010 and advanced to state playoffs four straight years ... team captain as a junior and senior ... completed 19-of-29 passes for 273 yards and three touchdowns as a senior, while rushing for 103 yards and a touchdown and recording 15 tackles and one interception on defense ... as a junior rushed for 1,003 yards and 17 touchdowns while completing 165-of-265 passes for 2,011 yards and 18 touchdowns ... recorded 47 tackles and three interceptions on defense ... as a sophomore completed 102-of-198 passes for 1,409 yards and 14 touchdowns and rushed for 502 yards and 11 scores ... rushed 49 times for 195 yards and a touchdown as a freshman ... also lettered in basketball and track.

**Personal** -- Born 12/06/93 ... sports studies interest/pre-business major ... one of four players from Chicago on Iowa roster ... mother is Rochelle Harper ... high school coach was Tyson LeBlanc.

**Fleming's Career Bests**


Tackles: \_\_\_\_\_ 2 vs. Western Michigan, 9/21/13  
Solos: \_\_\_\_\_ 2 vs. Western Michigan, 9/21/13  
Forced Fumble: \_\_\_\_\_ 1 vs. Western Michigan, 9/21/13

**Fleming's Game-by-Game Defensive Stats**

**2013** \_\_\_\_\_ **Solo-Ast.**  
N. Illinois \_\_\_\_\_ Inj  
MO State \_\_\_\_\_ Inj  
at IA State \_\_\_\_\_ Inj  
W. Michigan \_\_\_\_\_ 2-0  
at Minn. \_\_\_\_\_ 0-0  
MSU \_\_\_\_\_ 0-0  
at OSU \_\_\_\_\_ DNP  
N'western \_\_\_\_\_ DNP  
Wisconsin \_\_\_\_\_ 0-0  
at Purdue \_\_\_\_\_ 0-0  
Michigan \_\_\_\_\_ 0-0  
at Nebraska \_\_\_\_\_ 0-0  
LSU (n) \_\_\_\_\_ 1-0  
**Totals** \_\_\_\_\_ **3-0**

**Fleming's Career Statistics**

**Defense** \_\_\_\_\_ **Solo** \_\_\_\_\_ **Ast.** \_\_\_\_\_ **Total** \_\_\_\_\_ **T/Loss** \_\_\_\_\_ **Sacks** \_\_\_\_\_ **Int-Yds.** \_\_\_\_\_ **PBU** \_\_\_\_\_ **FF** \_\_\_\_\_ **RF** \_\_\_\_\_  
Freshman \_\_\_\_\_ 3 \_\_\_\_\_ 0 \_\_\_\_\_ 3 \_\_\_\_\_ 0/0 \_\_\_\_\_ 0/0 \_\_\_\_\_ 0-0 \_\_\_\_\_ 0 \_\_\_\_\_ 1 \_\_\_\_\_ 0



**77 - - Daniel Gaffey**  
**Defensive Line**  
**6-2, 260, Redshirt Freshman**  
**Iowa City, Iowa (Regina HS)**

**2014** -- Not listed on depth chart following spring practice.

**2013** -- Redshirted after joining program as a walk-on.

**High school honors** -- Earned first team all-state honors as a senior and was first team all-area by Cedar Rapids Gazette and runner-up for Male Athlete of the Year ... first team all-conference as a junior ... selected to compete in Iowa Shrine Bowl following senior season ... **Career** -- four year varsity player as defensive tackle and offensive guard .

... helped prep team win three consecutive state championships while posting perfect 42-0 record, that coming after a 10-2 (state quarterfinals) record during his freshman season ... team captain as a junior and senior ... also competed as a wrestler, winning 220-pound state title as a senior.

**Personal** -- Born 7/26/94 ... open major ... parents are Sally and Jim Gaffey ... one of two players from Iowa City on Iowa roster ... high school coach was Marv Cook.



**12 - - \*Anthony Gair**  
**Defensive Back**  
**6-2, 200, Sophomore**  
**Plano, Texas (Prestonwood Christian)**

**2014** -- Listed as second team free safety following spring practice.

**2013** -- Saw action in all 13 games, recording five solo tackles and two assists. ... saw action in 59-3 win over Western Michigan, recording two solo tackles and one assist for first career statistics as defense allowed just 209 yards total offense ... saw action in 23-7 win at Minnesota, recording one assisted tackle as defense allowed just 165 yards total offense and 30 net rushing yards ... saw action

in 28-9 loss to Wisconsin, recording one solo tackle ... saw action in 38-14 win at Purdue, recording one solo tackle as defense allowed just 53 net rushing yards ... saw action in 24-21 win over Michigan, recording one solo tackle as defense allowed just 60 net rushing yards and 158 yards total offense ... saw action vs. Iowa State, Northern Illinois, Missouri State, Michigan State, Ohio State, Northwestern, Nebraska and LSU, but had no statistics.

**2012** -- Redshirted.

**High school honors** -- Earned all-district honors as a junior and senior ... Newcomer of the Year as a sophomore ... **Career** -- four-year letterman as defensive back ... member of state championship team as a sophomore and junior ... recorded 122 tackles, two sacks and one interception as a senior ... 116 tackles, three sacks and an interception as a junior ... recorded 185 tackles as a sophomore, including 102 solo stops ... also three-year track letterman, competing in sprints and relays ... state champion in 400 meter dash.

**Personal** -- Born 5/18/94 in New Orleans ... communications studies major ... member of prep Honor Roll ... graduated Cum Laude ... earned Academic Achievement Award ... mother is Raquel Gair ... high school coach was Chris Cunningham.

**Gair's Career Bests**

Tackles: \_\_\_\_\_ 3 vs. Western Michigan, 9/21/13  
Solos: \_\_\_\_\_ 2 vs. Western Michigan, 9/21/13  
Assists: \_\_\_\_\_ 1, twice, last at Minnesota, 9/28/13

**Gair's Game-by-Game Defensive Stats**

**2013** \_\_\_\_\_ **Solo-Ast.**  
N. Illinois \_\_\_\_\_ 0-0  
MO State \_\_\_\_\_ 0-0  
at IA State \_\_\_\_\_ 0-0  
W. Michigan \_\_\_\_\_ 2-1  
at Minn. \_\_\_\_\_ 0-1  
MSU \_\_\_\_\_ 0-0  
at OSU \_\_\_\_\_ 0-0  
N'western \_\_\_\_\_ 0-0  
Wisconsin \_\_\_\_\_ 1-0  
at Purdue \_\_\_\_\_ 1-0  
Michigan \_\_\_\_\_ 1-0  
at Nebraska \_\_\_\_\_ 0-0  
LSU (n) \_\_\_\_\_ 0-0  
**Totals** \_\_\_\_\_ **5-2**

**Gair's Career Statistics**

**Defense** \_\_\_\_\_ **Solo** \_\_\_\_\_ **Ast.** \_\_\_\_\_ **Total** \_\_\_\_\_ **T/Loss** \_\_\_\_\_ **Sacks** \_\_\_\_\_ **Int-Yds.** \_\_\_\_\_ **PBU** \_\_\_\_\_ **FF** \_\_\_\_\_ **RF** \_\_\_\_\_  
Freshman \_\_\_\_\_ 5 \_\_\_\_\_ 2 \_\_\_\_\_ 7 \_\_\_\_\_ 0/0 \_\_\_\_\_ 0/0 \_\_\_\_\_ 0-0 \_\_\_\_\_ 0 \_\_\_\_\_ 0 \_\_\_\_\_ 0



**57 - - \*Tommy Gaul**  
**Offensive Line**  
**6-3, 280, Senior**  
**Des Moines, Iowa (Dowling Catholic HS)**

**2014** -- Listed as co-second team center following spring practice.

**2013** -- Saw action in the offensive line in two games ... saw action in 38-14 win at Purdue as offense rushed for 318 yards and gained 509 yards total offense and in 38-17 win at Nebraska.

**2012** -- Did not see any game action.

**2011** -- Saw first career action in 34-7 win over Tennessee Tech.

**2010** -- Redshirted after joining the team as a walk-on.

**High school honors** -- Earned first team all-state and all-conference honors as a senior and selected to compete in Iowa Shrine Bowl ... honorable mention all-conference as a

junior ... team captain as a senior ... **Career** -- recorded 69 tackles as a senior, including 18 tackles for loss ... as a junior had 41 tackles, including eight tackles for loss, along with one fumble recovery and a touchdown ... collected 27 tackles as a sophomore, including two tackles for loss and two QB sacks ... helped prep team reach state semi-finals as a senior and quarter-finals as a junior, posting 21-4 record in two seasons ... earned three letters in football as offensive and defensive lineman ... also earned three letters in baseball and basketball.

**Personal** -- Born 7/12/91 ... economics major ... winner of Bernie Saggau Award ... received Academic Letter, Academic Medal and Aquinas Key ... member of National Honor Society ... parents are Elaine and Ted Gaul ... attended same high school as TE Jon Wisnieski and WR Drew Zahn ... high school coach was Tom Wilson.



**50 - Chad Gilson**  
Linebacker  
6-1, 235, Senior  
Urbandale, Iowa (Urbandale HS)  
University of Northern Iowa

**Hawk-Item** -- Joined the team for 2013 spring practice as a transfer from Northern Iowa.

**2014** -- Listed as co-second team middle linebacker following spring practice.

**2013 Honors** -- Team Leader Award, Special Teams ...  
**2013** -- did not see any game action.

**At UNI** -- played two seasons at Northern Iowa after a redshirt year (2010) ... played in 10 games in 2012, recording 24 total tackles, two tackles for loss, one blocked kick and one pass break-up ... played in seven games in 2011, recording one solo tackle.

**High school honors** -- Named to elite all-state first team as a senior ... conference defensive Player of the Year as a senior ... first team all-conference as a junior and senior ... selected to participate in Iowa Shrine Bowl following senior season ... **Career** -- team captain as a senior, playing both linebacker and quarterback ... helped prep team post 9-3 record while participating in state playoffs as a senior ... set school record with six touchdowns in a single game ... also lettered in track and field, throwing shot and discus ... school record holder in discus (176-3).

**Personal** -- Born 4/10/92 ... communications studies major ... parents are Vicki and Kirby Gilson ... one of three players from Urbandale on Iowa roster ... attended same high school as LB Travis Perry ... high school coach was Sam Anderson.



**66 - Colin Goebel (GO-bul)**  
Offensive Line  
6-5, 280, Redshirt Freshman  
Lisle, Illinois (Naperville North HS)

**2014** -- Not listed on depth chart following spring practice.

**2013** -- Redshirted.

**High school honors** -- Earned prep All-America honors and was selected to compete for Team USA in International Bowl ... first team all-state and all-conference as a senior ... first team all-state and all-conference as a junior, while being named conference Offensive Lineman of the Year ... named to Chicagoland Underclassman All-Area team as a

freshman and sophomore ... **Career** -- earned three letters as offensive and defensive lineman, helping prep team reach state playoffs three straight seasons ... also lettered two years for prep wrestling team.

**Personal** -- Born 8/04/94 ... health services major ... parents are Gail and Brian Goebel ... earned academic all-conference recognition ... high school coach was Sean Drendel.



**72 - Brant Gressel (GRES-uhl)**  
Defensive Line  
6-2, 280, Redshirt Freshman  
Centerville, Ohio (Centerville HS)

**2014** -- Not listed on depth chart following spring practice.

**2013** -- Redshirted.

**High school honors** -- Earned all-state honorable mention honors as a senior, along with being first team all-conference and all-district ... first team all-conference and honorable mention all-district as a junior ... **Career** -- helped prep team post 30-14 record over four years, while advancing to state playoffs in three seasons ... team

captain as a senior ... collected 38.5 tackles as a senior, including 8.5 tackles for loss and 3.5 QB sacks ... also had two recovered fumbles and one forced fumble and one pass break-up in final season ... 34 tackles and 4.5 sacks as a junior, while also collecting two recovered fumbles, one caused fumble and two blocked punts ... also competed for prep baseball team.

**Personal** -- Born 1/17/95 ... engineering major ... parents are Lisa Gressel and Tony and Carleen Gressel ... two-time scholar athlete as a prep ... high school coach was Ron Ullery.



**21 - Trev Hadachek**  
Wide Receiver  
5-11, 180, Redshirt Freshman  
Dysart, Iowa (Union HS)

**2014** -- Not listed on depth chart following spring practice.

**2013** -- Redshirted after joining program as a walk-on.

**High school honors** -- Earned first team all-state honors as a wide receiver and defensive back as a junior and senior ... named first team all-district quarterback as a sophomore ... **Career** -- helped prep team advance to state playoffs four straight years, while winning state 3A title in 2011 ... team captain as a junior and senior ... prep team posted

30-5 record in final three seasons ... holds school records for longest pass receptions (95 yards) and receiving yards in a game (195 yards) ... rushed 83 times for 471 yards and 11 touchdowns as a senior, along with 37 pass receptions for 687 yards and six touchdowns ... recorded 32 tackles, four interceptions and one touchdown on defense ... as a junior quarterback completed 21-39 passes for 348 yards and four touchdowns, while rushing 54 times for 411 yards and three scores ... also had 44 receptions for 684 yards and six touchdowns and 41 tackles and three interceptions on defense ... completed 49-101 passes for 962 yards and 13 touchdowns as a sophomore, while rushing 98 times for 392 yards and seven scores ... recorded 10 tackles on defense, with one interception and one touchdown ... three-year football letterman as quarterback, wide receiver and defensive back ... also earned four letters in basketball and track ... two-time state place winner in 100-meter dash.

**Personal** -- Born 6/20/94 ... political science major ... parents are Gloria and Joe Hadachek ... member of National Honor Society ... named on team Honor Roll each trimester ... attended same high school as WR Jay Scheel ... high school coach was his father, Joe Hadachek.



**82 - \*\*\*Ray Hamilton**  
Tight End  
6-5, 252, Senior  
Strongsville, Ohio (Strongsville HS)

**Hawk Item** -- One of 10 true freshmen to see action in 2011.

**2014** -- Listed as first team tight end following spring practice.

**2013** -- Saw action in all 13 games, with three starts ... collected eight receptions for 95 yards ... saw action in 27-21 win at Iowa State as offense gained 378 yards total offense and rushed for over 200 yards in third straight

outing ... two receptions for 34 yards at ISU, with both coming on third down ... also recovered final onside kick late in the fourth quarter ... saw action in 59-3 win over Western Michigan as offense gained 446 yards total offense and rushed for over 200 yards in fourth straight game ... career-high three receptions for 39 yards in win over WMU ... started at tight end in 23-7 win at Minnesota, recording one reception for eight yards as offense gained 464 yards total offense and rushed for over 200 yards in fifth straight outing ... saw action in 26-14 loss to Michigan State, recording one reception for six yards ... saw action in 38-14 win at Purdue as offense rushed for 318 yards and gained 509 yards total offense ... one reception for eight yards in win at Purdue ... one of three tight ends in starting line-up vs. Ohio State, Michigan and Nebraska, but had no statistics ... saw action vs. Northern Illinois, Missouri State, Northwestern and Wisconsin, but had no receptions.

**2012** -- Saw action in 11 games, recording two receptions for 20 yards ... saw action in 31-13 win over Minnesota as offense gained 374 yards total offense ... one pass reception for 20 yards vs. Minnesota ... saw action in 19-16 win at Michigan State, recording one pass reception ... saw action vs. Northern Illinois, Northern Iowa, Iowa State, Central Michigan, Penn State, Northwestern, Indiana, Purdue, Michigan, Nebraska and LSU, but had no statistics.

**2011** -- Saw action in 10 games, recording one reception for 15 yards ... saw first action of career in 34-7 opening win over Tennessee Tech, recording one reception for 15 yards ... saw action vs. Iowa State, Pittsburgh, Louisiana-Monroe, Penn State, Northwestern, Indiana, Minnesota, 13th-ranked Michigan and Michigan State, but had no statistics ... did not see action in Insight Bowl due to injury.

**High school honors** -- DVT Sports High School and U.S. Air Force All-American ... nominated for the US Army All-American Bowl/Under Armor All-American game ... participated in the Offense-Defense All-American Bowl in Myrtle Beach, S.C. ... preseason All-American by *The Sporting News* ... named *Post Newspaper* 2010 Player of the Year ... first team all-state as a senior ... third team all-state as a junior ... three time *Sun Newspaper* all-area team and three-time first team all-conference selection.

... named to the *Cleveland Plain Dealer* all-Northwest Ohio team ... **Career** -- had 119 career receptions for 1,189 yards and 23 touchdowns ... averaged 15.2 yards per catch ... had 55 receptions for 887 yards and 11 touchdowns as a senior ... had 22 receptions as a sophomore and 20 as a junior before missing part of season due to injury ... team captain as a senior ... led team to conference title and state regional semifinal in 2008 ... four year letterman in both football and basketball.

**Personal** -- 10/28/92 ... communication studies major ... three-time academic all-conference selection in both football and basketball ... parents are Liz and Tom Hamilton ... high school coach was Russ Jacques.

### Hamilton's Career Receiving Bests

Number: \_\_\_\_\_ 3 vs. Western Michigan, 9/21/13  
Yards: \_\_\_\_\_ 39 vs. Western Michigan, 9/21/13  
Long: \_\_\_\_\_ 21 at Iowa State, 9/14/13

### Hamilton's Game-By-Game Receiving Stats

2011	No.	Yds.	TD	Lng	2012	No.	Yds.	TD	Lng
TN Tech	1	15	0	15	NIU (n)	0	0	0	---
at IA State	0	0	0	---	IA State	0	0	0	---
Pitt	0	0	0	---	UNI	0	0	0	---
ULM	0	0	0	---	CMU	0	0	0	---
at PSU	0	0	0	---	Minn.	1	20	0	20
N'western	0	0	0	---	at MSU	1	0	0	---
Indiana	0	0	0	---	PSU	0	0	0	---
at Minn.	0	0	0	---	at N'western	0	0	0	---
Michigan	0	0	0	---	at Indiana	0	0	0	---
Mich. State	0	0	0	---	Purdue	0	0	0	---
at Purdue	DNP				at Michigan	0	0	0	---
at Nebraska	DNP				Nebraska	0	0	0	---
Oklahoma (n) Inj.					<b>Totals</b>	<b>2</b>	<b>20</b>	<b>0</b>	<b>20</b>
<b>Totals</b>	<b>1</b>	<b>15</b>	<b>0</b>	<b>15</b>					

2013	No.	Yds.	TD	Lng
N. Illinois	0	0	0	---
MO State	0	0	0	---
at IA State	2	34	0	21
W. Michigan	3	39	0	19
at Minn.	1	8	0	8
MSU	1	6	0	6
at OSU	0	0	0	---
N'western	0	0	0	---
Wisconsin	0	0	0	---
at Purdue	1	8	0	8
Michigan	0	0	0	---
at Nebraska	0	0	0	---
LSU (n)	0	0	0	---
<b>Totals</b>	<b>8</b>	<b>95</b>	<b>0</b>	<b>21</b>

### Hamilton's Career Statistics

Receiving	No.	Yds.	Avg.	TD	Lng
Freshman	1	15	17.5	0	20
Sophomore	2	20	10.0	0	20
Junior	8	95	11.9	0	21
<b>Career</b>	<b>11</b>	<b>130</b>	<b>11.8</b>	<b>0</b>	<b>21</b>



## 98 - \*\*Mike Hardy

### Defensive Line

6-5, 280, Senior

Appleton, Wis. (Kimberly HS)

**2014** -- Listed as first team right defensive end following spring practice.

**2013 Honors** -- Next Man In Award, Defense ... **2013** -- Started final six games of the season at defensive end and played in all 13 games ... recorded 34 tackles, including 16 solo tackles and 18 assists, along with five tackles for loss and 1.5 QB sacks ... saw action in 30-27 opening loss to Northern Illinois, recording one assisted tackle ... saw

action in 28-141 win over Missouri State, recording one assisted tackle as defense held Missouri State to 197 yards total offense ... saw action in 27-21 win at Iowa State, but had no statistics as defense allowed just 59 net rushing yards ... saw action in 59-3 win over Western Michigan, recording one solo tackle as defense allowed just 209 yards total offense ... saw action in 23-7 win at Michigan, recording one solo tackle as defense allowed just 165 yards total offense and 30 net rushing yards ... saw action in 26-14 loss to Michigan State, recording one assisted tackle ... saw action in 34-24 loss at Ohio State, recording career-best nine tackles, including four solo stops and five assists ... started at defensive end in 17-10 OT win over Northwestern for first career start ... recorded three solo tackles vs. Northwestern, including two tackles for loss and one QB sack ... key tackle for loss in fourth quarter forced a Northwestern fourth down from deep in Iowa territory ... started at defensive end in 28-9 loss to Wisconsin ... recorded one solo tackle and three assists against Badgers, including a shared tackle for loss ...

started at defensive end in 38-14 win at Purdue as defense allowed just 53 net rushing yards ... recorded six tackles at Purdue, including four solo stops and two assists ... matched career-best with two tackles for loss and added a shared QB sack ... started at defensive end in 24-21 win over Michigan as defense allowed just 60 net rushing yards and 158 yards total offense ... recorded three tackles vs. Michigan, including one solo stop, two assists and a shared tackle for loss ... started at defensive end in 38-17 win at Nebraska, but had no statistics as defense allowed just 89 net rushing yards ... started at defensive end in 21-14 Outback Bowl loss to LSU ... recorded four tackles vs. LSU, including one solo stop and three assists.

**2012** -- Saw action in 10 games, recording two solo tackles and four assists ... saw action in 9-6 loss to Iowa State, recording one assisted tackle ... saw action in 31-13 win over Minnesota, but had no statistics as defense allowed just 299 yards total offense and collected four turnovers ... saw action in 24-21 loss at Indiana, recording one solo tackle ... saw action in 27-24 loss to Purdue, recording two assisted tackles ... saw action in 42-17 loss at Michigan, recording one solo tackle and one assist ... saw action vs. Northern Illinois, Central Michigan, Penn State, Nebraska, but had no statistics.

**2011** -- Saw action in two games, but had no statistics ... saw action in 34-7 opening win over Tennessee Tech, but had no statistics ... saw action in 45-24 win over Indiana, but had no statistics.

**2010** -- Redshirted.

**High school honors** -- Earned first team all-state honors as a senior ... was WFLA state Defensive Player of the Year and Fox Valley Association Defensive Lineman of the Year ... earned Tim Krumrie Award ... earned first team all-conference honors as a junior and senior ... **Career** -- earned three varsity letters as defensive end and was team captain as a senior ... collected 20 solo tackles and 64 assists as a senior, including eight QB sacks and two forced fumbles ... recorded 10 tackles for loss and six QB sacks as a junior, with one punt block and a forced fumble ... helped prep team post three-year mark of 40-2, including perfect 14-0 seasons as a sophomore and junior ... team won state titles his sophomore and juniors seasons before falling in championship game as a senior ... also earned three letters in track and two in basketball ... won individual state championship in discus as a junior.

**Personal** -- Born 3/8/92 ... sport studies major ... member of prep Honor Roll ... parents are Brenda and Steve Hardy ... high school coach was Steve Jorgensen.

### Hardy's Career Bests

Tackles: \_\_\_\_\_ 9 at Ohio State, 10/19/13  
Solos: \_\_\_\_\_ 4, twice, last at Purdue, 11/09/13  
Assists: \_\_\_\_\_ 5 at Ohio State, 10/19/13  
Tackles for Loss: \_\_\_\_\_ 2, twice, last at Purdue, 11/09/13  
QB Sacks: \_\_\_\_\_ 1 vs. Northwestern, 10/26/13

### Hardy's Game-By-Game Defensive Stats

2011	Solo-Ast.	2012	Solo-Ast.	2013	Solo-Ast.
TN Tech	0-0	NIU (n)	0-0	N. Illinois	0-1
at IA State	DNP	IA State	0-1	MO State	0-1
Pitt	DNP	UNI	0-0	at IA State	0-0
ULM	DNP	CMU	0-0	W. Michigan	1-0
at PSU	DNP	Minn.	0-0	at Minn.	1-0
N'western	DNP	at MSU	DNP	MSU	0-1
Indiana	0-0	PSU	0-0	at OSU	4-5
at Minn.	DNP	at N'western	DNP	N'western	3-0
Michigan	DNP	at Indiana	1-0	Wisconsin	1-3
Mich. State	DNP	Purdue	0-2	at Purdue	4-2
at Purdue	DNP	at Michigan	1-1	Michigan	1-2
at Nebraska	DNP	Nebraska	0-0	at Nebraska	0-0
Oklahoma (n)	DNP	<b>Totals</b>	<b>2-4</b>	LSU (n)	1-3
<b>Totals</b>	<b>0-0</b>			<b>Totals</b>	<b>16-18</b>

### Hardy's Career Statistics


Defense	Solo	Ast.	Total	T/Loss	Sacks	In-Yd.	PBU	RF	Blk
Freshman	0	0	0	0/0	0/0	0-0	0	0	0
Sophomore	2	4	6	0/0	0/0	0-0	0	0	0
Junior	16	18	34	5/10	1.5/3	0-0	0	0	0
<b>Career</b>	<b>18</b>	<b>22</b>	<b>40</b>	<b>5/10</b>	<b>1.5/3</b>	<b>0-0</b>	<b>0</b>	<b>0</b>	<b>0</b>



**84 - - Andre Harris****Wide Receiver****6-0, 180, Redshirt Freshman****Kirkwood, Missouri (Kirkwood HS)****2014** -- Listed as third team wide receiver following spring practice.**2013** -- Redshirted.**High school honors** -- First team all-state as a senior ... first team all-conference as a junior and senior ...**Career** -- played both wide receiver and defensive back for prep team that posted three-year record of 34-5 ... prep team reached state semifinals as a sophomore, lost

in championship game as a junior and won state title with perfect 13-0 record as a senior ... totaled 600 receiving yards and five interceptions as a senior, scoring 11 touchdowns ... totaled 300 receiving yards and four interceptions as a junior, scoring four touchdowns ... team captain as a senior ... also competed as a sprinter for prep track team.

**Personal** -- Born 8/04/95 ... open major ... parents are Tausha and Aaron Harris ... high school coach was Matt Irvin.

**17 - - \*\* Jacob Hillyer (HILL-yir)****Wide Receiver****6-4, 208, Junior****Somerset, Texas (Somerset HS)****2014** -- Listed as first team wide receiver in three-receiver set following spring practice.**2013** -- Saw action in all 13 games ... collected 11 receptions for 135 yards and two touchdowns ... saw action in 30-27 opening loss to Northern Illinois, collecting two receptions for 12 yards ... saw action in 28-14 win over Missouri State, recording one reception for seven yards as offense gained 491 yards total offense ... also

recorded one assisted tackle on special teams ... saw action in 27-21 win at Iowa State as offense gained 378 yards total offense and rushed for over 200 yards in third straight outing ... one reception at ISU was 26-yard scoring reception in third quarter for first career touchdown on a key third down conversion ... saw action in 59-3 win over Western Michigan as offense gained 446 yards and rushed for over 200 yards in fourth straight game ... one reception in win over WMU covered 21 yards and resulted second touchdown in two games ... saw action in 23-7 win at Minnesota, recording one reception for 14 yards as offense gained 464 yards total offense and rushed for over 200 yards in fifth straight outing ... saw action in 17-10 OT win over Northwestern, recording one reception for six yards ... saw action in 24-21 win over Michigan, recording two receptions for 10 yards as offense gained 407 yards total offense ... saw action in 21-14 Outback Bowl loss to LSU ... two receptions for 39 yards vs. LSU, with a long of 23 yards and both resulting in third down conversions ... saw action vs. Michigan State, Ohio State, Wisconsin, Purdue and Nebraska but had no statistics.

**2012** -- Saw action in all 12 games, recording one reception for 15 yards and recording three tackles on special teams ... saw action in 28-17 loss at Northwestern, recording first reception of career for 15 yards ... saw action in 24-21 loss at Indiana, recording one assisted tackle on special teams ... saw action in 13-7 loss to Nebraska, recording one solo tackle ... saw action vs. Northern Illinois, Iowa State, Northern Iowa, Central Michigan, Minnesota, Michigan State, Penn State, Purdue and Michigan, but had no statistics.

**2011** -- Redshirted.

**High school honors** -- First team all-state selection as a senior ... named first team all-conference as a junior and senior ... second team all-conference as a sophomore ... **Career** -- completed prep career with 180 receptions for 2,879 yards and 27 touchdowns ... holds Somerset HS career records in all three categories ... ranks second all-time in San Antonio area in career receiving yards and catches ... led team to state quarterfinals in 2010 and bi-districts in 2008 ... team captain as a junior and senior ... recorded 87 catches for 1,647 yards and 18 touchdowns as a senior ... had 72 catches for 1,024 yards and eight touchdowns as a junior ... had 16 catches for 208 yards and one touchdown as a sophomore ... earned letters in football, basketball and track ... member of 4x400-meter relay team that holds school record with a time of 4:27.20 ... ran third leg in 50.57.

**Personal** -- Born 12/17/91 ... leisure studies major ... parents are Jeanna and Lee-Roy Hillyer ... high school coach was Sonny Detmer.

**Hillyer's Career Receiving Bests**


Number: 2, three times, last vs. Louisiana State, 1/01/14  
Yards: 39 vs. Louisiana State, 1/01/14  
Touchdowns: 1, twice, last vs. Western Michigan, 9/21/13  
Long: 26 at Iowa State, 9/14/13

**Hillyer's Game-By-Game Receiving Stats**

2012	No.	Yds.	TD	Lng	2013	No.	Yds.	TD	Lng
NIU (n)	0	0	0	---	N. Illinois	2	12	0	7
ISU	0	0	0	---	MO State	1	7	0	7
UNI	0	0	0	---	at IA State	1	26	1	26
CMU	0	0	0	---	W. Michigan	1	21	1	21
Minn.	0	0	0	---	at Minn.	1	14	0	14
at MSU	0	0	0	---	MSU	0	0	0	---
PSU	0	0	0	---	at OSU	0	0	0	---
at N'western	1	15	0	15	N'western	1	6	0	6
at Indiana	0	0	0	---	Wisconsin	0	0	0	---
Purdue	0	0	0	---	at Purdue	0	0	0	---
at Michigan	0	0	0	---	Michigan	2	10	0	6
Nebraska	0	0	0	---	at Nebraska	0	0	0	---
<b>Totals</b>	<b>1</b>	<b>15</b>	<b>0</b>	<b>15</b>	LSU (n)	2	39	0	23
					<b>Totals</b>	<b>11</b>	<b>135</b>	<b>2</b>	<b>26</b>


**Hillyer's Career Statistics**

Receiving	No.	Yds.	Avg.	TD	Lng
Freshman	1	15	15.0	0	15
Sophomore	11	135	12.3	2	26
<b>Career</b>	<b>12</b>	<b>150</b>	<b>12.5</b>	<b>2</b>	<b>26</b>

**88 - - Jake Hulett****Defensive Line****6-3, 255, Redshirt Freshman****Springville, Iowa (Springville HS)****2014** -- Not listed on depth chart following spring practice.**2013** -- Redshirted after joining program as a walk-on.**High school honors** -- Earned Wendy's Heisman Award as a senior ... first team all-state as a senior on both offense and defense ... second team all-state on defense as a junior ... first team all-district as a junior and senior ... second team all-district as a sophomore and honorable mention as a freshman ... **Career** -- four-year football

letterman while playing quarterback, fullback, tight end, defensive end and linebacker ... team captain as a senior ... helped prep team advance to second round of state playoffs as a senior as school won first-ever playoff game ... played in 37 career games and holds school records for career receptions (59), receiving yards (905) and receiving touchdowns (13) ... holds defensive records for career solo tackles (167), assists (191) and total tackles (358), career QB sacks and tackles for loss ... recorded 36 receptions for 581 yards and 10 touchdowns as a senior, with three rushing touchdowns ... also had 102 tackles, including 16 tackles for loss, eight QB sacks and two recovered fumbles ... 18 receptions for 281 yards and three touchdowns as a junior, with 106 tackles, 15 tackles for loss and nine QB sacks ... 206 rushing yards and three touchdowns as a sophomore, while passing for 193 yards and two touchdowns ... 90 tackles on defense as a sophomore and 60 tackles as a freshman ... also lettered in basketball, baseball and track.


**Personal** -- Born 4/15/95 ... business major ... parents are Alexis and Kevin Hulett ... member of National Honor Society and prep Honor Roll ... high school coach was Joe Martin.

**43 - - Josey Jewell****Outside Linebacker****6-2, 225, Redshirt Freshman****Decorah, Iowa (Decorah HS)****Hawk-Item** -- One of two redshirt freshmen named to 2014 Leadership Group.**2014** -- Listed as second team outside linebacker following spring practice.**2013 Honors** -- Team Leader Award, Defense ... **2013** -- redshirted.**High school honors** -- Named to *Des Moines Register* Elite

all-state first team and first team all-state by Iowa Newspaper Association as a senior ... first team all-state as a junior ... named as all-area Player of the Year by *Cedar Rapids Gazette*/KCRG-TV as a senior ... first team all-district as a junior and senior ... second team all-district as a sophomore ... **Career** -- three-year letterman as linebacker and running back ... helped prep team post 34-6 record in three seasons ... team reached state playoffs as a sophomore, was state runner-up as a junior and won state title with perfect 14-0 record as a senior ... recorded 62 solo tackles and 38 assists as a senior, with one interception and two recovered fumbles ... 86 solo tackles and 58 assists as a junior, with one interception and one fumble recovery ... 42 solo stops and 24 assists as a sophomore, with one interception ... career totals include 190 solo tackles and 120 assists ... as a senior rushed 166 times for 1,314 yards and 21 touchdowns, along with 11 receptions for 91 yards and 15 punt returns for 250 yards and a touchdown ... 150 rushing attempts for 1,475 yards and 18 touchdowns as a junior, with six receptions

for 43 yards and one touchdown . . . gained 451 rushing yards and scored three touchdowns on 96 carries as a sophomore . . . football team captain as a senior . . . also competed in basketball, baseball and track throughout prep career . . . all-conference and all-district in discus as sophomore and junior . . . placed 18th in discus at state championships as a junior . . . all-conference in shuttle hurdle relay as a junior, placing 12th at state meet . . . first team all-conference and third team all-state in baseball as a junior as prep team finished as state runner-up.

**Personal** -- Born 12/25/94 . . . environmental studies/business major . . . parents are Paula and Bobby Jewell . . . member of National Honor Society . . . earned academic all-district recognition as a junior and senior . . . high school coach was Bill Post.



**67 - - Jaleel Johnson**  
**Defensive Line**  
**6-4, 310, Sophomore**  
**Lombard, Ill. (Montini Catholic HS)**

**2014** -- Listed as second team right defensive tackle following spring practice.

**2013** -- Saw action in seven games, recording one assisted tackle . . . saw action in 59-3 win over Western Michigan, recording one assisted tackle for first career stop as defense allowed just 209 yards total offense . . . saw action vs. Northern Illinois, Minnesota, Wisconsin, Purdue, Michigan and LSU, but had no statistics.

**2012** -- Redshirted.

**High school honors** -- Earned prep All-America recognition as a senior . . . first team all-state, all-conference and all-area as a senior in only season at Montini Catholic . . . first team all-area as a junior at St. Joseph's High School . . . **Career** -- three-year starter as offensive and defensive lineman . . . helped prep team post 12-2 record as a senior while winning state championship . . . team captain as a senior . . . recorded 80 tackles as a senior, including five tackles for loss, three sacks and nine pressures . . . also earned two letters as a heavyweight wrestler.

**Personal** -- Born 7/12/94 in Brooklyn, N.Y. . . . sociology major . . . member of prep Honor Roll . . . parents are Tina and Ralph Johnson . . . high school coach was Chris Andriano.

#### Johnson's Career Bests

Tackles: \_\_\_\_\_ 1 vs. Western Michigan, 9/21/13  
Assists: \_\_\_\_\_ 1 vs. Western Michigan, 9/21/13

#### Johnson's Game-By-Game Defensive Stats

##### 2013 Solo-Ast.

N. Illinois \_\_\_\_\_ 0-0  
MO State \_\_\_\_\_ DNP  
at IA State \_\_\_\_\_ DNP  
W. Michigan \_\_\_\_\_ 0-1  
at Minn. \_\_\_\_\_ 0-0  
MSU \_\_\_\_\_ DNP  
at OSU \_\_\_\_\_ DNP  
N'western \_\_\_\_\_ DNP  
Wisconsin \_\_\_\_\_ 0-0  
at Purdue \_\_\_\_\_ 0-0  
Michigan \_\_\_\_\_ 0-0  
at Nebraska \_\_\_\_\_ DNP  
LSU (n) \_\_\_\_\_ 0-0  
**Totals** \_\_\_\_\_ **0-1**

#### Johnson's Career Statistics

**Defense** \_\_\_\_ **Solo** \_\_\_\_ **Ast.** \_\_\_\_ **Total** \_\_\_\_ **T/Loss** \_\_\_\_ **Sacks** \_\_\_\_ **In-Yd.** \_\_\_\_ **PBU** \_\_\_\_ **RF** \_\_\_\_ **Blk**  
Freshman \_\_\_\_ 0 \_\_\_\_ 1 \_\_\_\_ 1 \_\_\_\_ 0/0 \_\_\_\_ 0/0 \_\_\_\_ 0-0 \_\_\_\_ 0 \_\_\_\_ 0 \_\_\_\_ 0



**6 - - Justin Joyce**  
**Quarterback**  
**6-0, 175, Redshirt Freshman**  
**Midlothian, Virginia (Midlothian HS)**

**2013** -- Redshirted after joining program as a walk-on.

**High school honors** -- Earned all-conference honors as a senior . . . earned Richmond Metro Impact Player Award . . . **Career** -- team captain as a senior as team posted 6-4 record . . . set school record for longest touchdown pass of 89 yards . . . as a senior completed 80-179 pass attempts for 1,608 yards and 12 touchdowns, while rushing 56 times for 406 yards and four touchdowns . . . completed 70-127 attempts for 1,171 yards and 10 touchdowns as a junior, with 49 rushing attempts for 239 yards and five touchdowns . . . two-year letterman in football and lacrosse and earned one letter in basketball.

**Personal** -- Born 1/26/95 . . . business major . . . parents are Heather and Jack Joyce . . . academic all-conference as a junior and senior . . . member of National Honor Society and Mu Alpha Theta Honor Society . . . carried a 3.9 prep GPA . . . high school coach was Kevin Thomas.



**14 - - Connor Keane**  
**Wide Receiver**  
**6-1, 190, Redshirt Freshman**  
**St. Paul, Minn. (Cretin-Derham Hall HS)**

**2014** -- Not listed on depth chart following spring practice.

**2013** -- Redshirted after joining program as a walk-on.

**High school honors** -- Earned all-conference honors as a senior while playing both wide receiver and running back . . . **Career** -- helped prep team advance to state playoffs three straight seasons . . . three-year football letterman who also lettered in track . . . career totals include 30 touchdowns and 2,300 all-purpose yards . . . averaged 26.3 yards per reception while gaining over 500 receiving yards as a senior . . . single game bests include 153 receiving yards and three touchdowns.

**Personal** -- Born 10/11/94 . . . business major . . . parents are Amy Kemper and Jim Keane . . . high school coach was Mike Scanlan.



**47 - - John Kenny**  
**Outside Linebacker**  
**6-2, 225, Redshirt Freshman**  
**Carmel, Indiana (Carmel HS)**

**Hawk-Item** -- Enrolled for spring semester and participated in 2013 spring practice.

**2014** -- Listed as co-second team linebacker at both middle and weakside positions following spring practice.

**2013** -- Redshirted.

**High school honors** -- Named to Indianapolis Star Super Team as a senior . . . earned first team all-state and all-conference honors as a senior and junior . . . **Career** -- helped prep team post three-year record of 31-5, including state championship as a junior . . . recorded 98 tackles as a senior, including 14 tackles for loss and four QB sacks, while also collecting four forced fumbles, one recovered fumble and two blocked kicks . . . collected 120 tackles as a junior, including 19 tackles for loss, eight QB sacks, four forced fumbles, four recovered fumbles, one touchdown and one blocked kick . . . 86 tackles as a sophomore, with 12 tackles for loss, six QB sacks, two forced fumbles and one recovered fumble . . . team captain as a senior . . . also lettered in lacrosse and hockey.

**Personal** -- Born 6/20/94 in Charlotte, N.C. . . . leisure studies (Recreation and Sport Business) major . . . parents are Debbie and Shawn Kenny . . . carried a 3.2 prep GPA . . . high school coach was Kevin Wright.



**74 - - Mitch Keppy**  
**Offensive Line**  
**6-5, 298, Sophomore**  
**Port Byron, Ill. (Riverdale HS)**

**2014** -- Listed as second team right offensive guard following spring practice.

**2013 Honors** -- Team Leader Award, Offense.

**2013** -- Did not see any game action.

**2012** -- Redshirted.

**High school honors** -- Named to Max Prep All-America team . . . first team all-state as a senior . . . named to all-area team four straight years by *Moline Dispatch* . . . named to first team and team captain on all-Western Illinois team by *Quad City Times* . . . first team all-conference on both offense and defense as a senior . . . first team all-conference on defense as a sophomore and junior after earning second team as a freshman . . . second team all-conference on offense as sophomore and junior after earning honorable mention honors as a freshman . . . **Career** -- four-year varsity letterman as offensive and defensive lineman . . . helped prep team reach state playoffs as sophomore and senior . . . team captain as junior and senior . . . recorded 69 tackles as a senior, with four tackles for loss and two sacks . . . also had two recovered fumbles and scored one touchdown . . . recorded 106 tackles as a junior, 73 tackles as a sophomore and 56 tackles as a freshman . . . also competed in baseball and wrestling, earning first team all-conference honors in wrestling . . . placed second in state wrestling meet as a sophomore and junior.


**Personal** -- Born 8/21/93 in Davenport, Iowa . . . leisure studies major . . . member of prep Honor Roll . . . parents are Lori and Myron Keppy . . . father was a former Hawkeye lineman (1985-88) . . . high school coach was Nick Schroder.

**16 - - Dillon Kidd****Punter****6-2, 230, Junior****Deerfield Beach, Florida (North Broward Prep)  
El Camino CC****Hawk-Item** -- Enrolled for spring classes in January, 2014. ... originally attended Florida State for two years as a walk-on.**2014** -- Listed as second team punter following spring practice.**Junior College** -- earned all-conference honors at El Camino Community College in Torrance, Cal., in 2013, averaging 38.2 yards on 50 punts in one season ... had a season-long of 58 yards, with 18 punts inside the 20 and 12 punts resulting in a fair catch ... junior college coach was John Featherstone.**High school honors** -- Earned All-Broward/Dade County honors as a punter and linebacker ... Career -- played linebacker as a prep, in addition to his punting duties and holding for placements.**Personal** -- Born 6/14/91 in San Diego ... business major ... parents are Heidi Kidd and John Kidd ... his father, John, punted in the NFL for 16 seasons with Buffalo, San Diego, Miami and New York Jets ... brother Garrett is WR at Miami, Fla.**92 - - Will Kincart****Defensive Line****6-3, 255, Sophomore****Bloomfield, Iowa (Davis County HS)****2014** -- Not listed on depth chart following spring practice.**2013** -- Did not see any game action.**2012** -- Redshirted after joining the team as a walk-on.**High school honors** -- Earned first team all-state honors as a junior and senior ... was first team all-conference as sophomore, junior and senior ... **Career** -- team captain as a senior ... earned four letters as offensive and defensive

lineman, while also handling deep snaps ... also lettered in basketball and track ... helped prep team advance to state playoffs four consecutive years ... selected for Iowa Shrine Bowl following senior season.

**Personal** -- Born 8/04/94 ... pre-business major ... earned academic all-district honors for three straight years ... parents are Karen and Jeff Kincart ... high school coach were Dave Lukens and Ed Koser.**Kincart's Career Statistics**

Defense	Solo	Ast.	Total	T/Loss	Sacks	In-Yd.	PBU	RF	Blk
Freshman	0	0	0	0/0	0/0	0-0	0	0	0

**14 - - \*Desmond King****Defensive Back****5-11, 190, Sophomore****Detroit, Michigan (East English Village Prep)****Hawk-Item** -- One of four true freshmen to see action in 2013 ... started at cornerback in win over Missouri State, becoming first true freshman to start in defensive secondary since 2002 ... tied for seventh in the Big Ten with two fumble recoveries ... 69 tackles were most by a Big Ten freshman in 2013.**2014 Preseason Honors** -- Preseason third team All-Big Ten by Athlon Sports ... preseason fourth team All-Big Ten by Phil Steele ... **2014** -- listed as first team right

cornerback following spring practice.

**2013 Honors** -- Next Man In Award, Defense ... third team Freshman All-America by Athlon Sports ... first team Freshman All-Big Ten by BTN.com ... named Big Ten Conference Freshman of the Week for his play at Ohio State.**2013** -- Saw action in all 13 games, with 12 starts ... recorded 44 solo tackles and 25 assists, including three tackles for loss ... collected eight pass break-ups and two recovered fumbles ... saw action in 30-27 loss to Northern Illinois, recording two solo tackles, two assists and one pass break-up ... started at cornerback in 28-14 win over Missouri State as defense allowed just 197 yards total offense ... recorded one solo tackle and two assists vs. Missouri State, along with first fumble recovery of career ... started at cornerback in 27-21 win at Iowa State as defense allowed just 59 net rushing yards ... recorded four solo tackles and two assists at ISU, including one tackle for loss and one pass break-up ... started at cornerback in 59-3 win over Western Michigan, recording one assisted tackle and one pass break-up as defense allowed just 209 yards total offense ... started at cornerback in 23-7 win at Minnesota as defense allowed

just 165 yards total offense and 30 net rushing yards ... recorded two solo tackles and two assists at Minnesota, including a shared tackle for loss ... started at cornerback in 26-14 loss to Michigan State ... career-high 11 tackles vs. MSU, including seven solo stops and four assists, along with one QB pressure ... started at cornerback in 34-24 loss at Ohio State ... season-high 12 tackles at OSU, including 10 solo stops and two assists ... started at cornerback in 17-10 OT win over Northwestern ... recorded two assisted tackles vs. Northwestern and was involved in two big plays late in the game, recovering a Northwestern fumble in Iowa territory with less than four minutes remaining in regulation, then causing a pass break-up in overtime as Iowa held the Wildcats without a first down to secure the win ... started at cornerback in 28-9 loss to Wisconsin, recording six solo tackles and one assist ... started at cornerback in 38-14 win at Purdue, recording one solo tackle and one assist as defense allowed just 53 net rushing yards ... started at cornerback in 24-21 win over Michigan as defense allowed just 60 net rushing yards and 158 yards total offense ... recorded three assisted tackles vs. Michigan, including a shared tackle for loss, and had two pass break-ups ... started at cornerback in 38-17 win at Nebraska as defense allowed just 89 net rushing yards ... recorded eight tackles at Nebraska, including six solo stops and two assists, along with one pass break-up ... started at cornerback in 21-14 Outback Bowl loss to LSU as defense allowed just 82 passing yards ... recorded five solo tackles and one assist vs. LSU, including one tackle for loss and one pass break-up.

**High school honors** -- Earned first team all-state honors ... also first team all-city and named to Dream Team as a senior ... first team all-state and all-city as a junior ... first team all-city and second team all-state as a sophomore ... **Career** -- established Michigan high school record with 29 career interceptions ... set school record for career rushing yards ... rushed for 2,360 yards and scored 33 touchdowns as a senior ... recorded 56 tackles and seven interceptions as a senior ... rushed for 1,610 yards and 12 touchdowns as a junior, with 49 tackles and 12 interceptions on defense ... rushed for 811 yards and nine touchdowns as a sophomore, with 44 tackles and 10 interceptions on defense ... team captain as junior and senior ... competed on three teams that advanced to state playoffs, including regional championship as a senior ... helped prep team post three-year record of 32-6 ... four-year letterman in track, competing in sprint events and relays.**Personal** -- Born 12/14/94 ... mass communications major ... member of prep Honor Roll and Principal's List ... mother is Yvette Powell ... one of four players from Detroit on Iowa roster ... high school coach was Rod Oden.**King's Career Bests**

Tackles:	12 at Ohio State, 10/19/13
Solo:	10 at Ohio State, 10/19/13
Assists:	4 vs. Michigan State, 10/05/13
Tackle for Loss:	1, twice, last vs. LSU, 1/01/14
Pass Break-up:	2 vs. Michigan, 11/23/13
Recovered Fumble:	1, twice, last vs. Northwestern, 10/26/13

**King's Game-By-Game Defensive Stats****2013 Solo-Ast.**

N. Illinois	2-2
MO State	1-2
at IA State	4-2
W. Michigan	0-1
at Minn.	2-2
MSU	7-4
at OSU	10-2
N'western	0-2
Wisconsin	6-1
at Purdue	1-1
Michigan	0-3
at Nebraska	6-2
LSU (n)	5-1
<b>Totals</b>	<b>44-25</b>

**King's Career Statistics**

Defense	Solo	Ast.	Total	T/Loss	Sacks	In-Yd.	PBU	FF	RF
Freshman	44	25	69	3/7	0/0	0-0	8	0	2





**46 - - \*George Kittle**  
**Tight End**  
**6-4, 230, Sophomore**  
**Norman, Okla. (Norman HS)**

**2014** - - Listed as fourth team tight end following spring practice.

**2013 Honors** - - Academic All-Big Ten . . . **2013** - - saw action in 12 games, with five receptions for 108 yards . . . saw action in 28-14 win over Missouri State as offense gained 491 yards total offense . . . first career reception vs. Missouri State covered 47 yards for his only reception of the game . . . saw action in 34-24 loss at Ohio State, recording one reception for 24 yards . . . saw action in 38-14 win at Purdue as offense rushed for 318 yards and gained 509 yards total offense . . . led receivers with three receptions for 37 yards in win at Purdue . . . one of two starting tight ends in 27-21 win at Iowa State, but had no statistics as offense gained 378 yards total offense and rushed for over 200 yards in third straight outing . . . saw action vs. Northern Illinois, Western Michigan, Minnesota, Michigan State, Northwestern, Wisconsin, Nebraska and LSU, but had no statistics . . . did not see action in 24-21 win over Michigan due to injury.

**2012 Honors** - - Team Leader Award, special teams . . . **2012** - - redshirted.

**High school honors** - - Earned all-state, all-district and all-conference honors as a senior . . . **Career** - - earned two varsity letters while playing tight end, wide receiver, linebacker and defensive back . . . helped prep team reach state playoffs as a junior and senior . . . team captain as a senior . . . averaged 11.6 yards on 26 receptions as a senior, with five touchdowns, and also recorded five interceptions on defense . . . recorded 24 receptions and scored five touchdowns as a junior and had five interceptions . . . also earned two letters as basketball power forward.

**Personal** - - Born 10/09/93 in Madison, Wis. . . leisure studies major . . . member of Dean's List . . . parents are Jan Krieger and Bruce Kittle . . . his father, Bruce Kittle, is former Iowa offensive lineman and was co-captain of Iowa's 1982 Rose Bowl team . . . cousin of Iowa tight end Henry Krieger Coble . . . high school coach was Greg Nation.

**Kittle's Career Receiving Bests**

Number: \_\_\_\_\_ 3 at Purdue, 11/09/13  
Yards: \_\_\_\_\_ 47 vs. Missouri State, 9/07/13  
TLong: \_\_\_\_\_ 47 vs. Missouri State, 9/07/13

**Kittle's Game-By-Game Receiving Stats**

2013	No.	Yds.	TD	Lng
N. Illinois	0	0	0	---
MO State	1	47	0	47
at IA State	0	0	0	---
W. Michigan	0	0	0	---
at Minn.	0	0	0	---
MSU	0	0	0	---
at OSU	1	24	0	24
N'western	0	0	0	---
Wisconsin	0	0	0	---
at Purdue	3	37	0	19
Michigan	Inj			
at Nebraska	0	0	0	---
LSU (n)	0	0	0	---
<b>Totals</b>	<b>5</b>	<b>108</b>	<b>0</b>	<b>47</b>

**Kittle's Career Statistics**

Receiving	No.	Yds.	Avg.	TD	Lng
Freshman	5	108	21.6	0	47



**97 - - Tyler Kluver**  
**Long Snapper**  
**6-0, 220, Redshirt Freshman**  
**Marshalltown, Iowa (Marshalltown HS)**


**2014** - - Listed as first team long snapper following spring practice.

**2013** - - Redshirted after joining program as a walk-on.

**High school honors** - - Named Under Armour All-America long snapper as a senior . . . earned third team all-state honors as a senior . . . first team all-conference as a junior and senior . . . second team all-conference as a sophomore . . . selected to Iowa Shrine Bowl following senior season . . . **Career** - - four-

year football letterman as linebacker and running back, along with long snapper duties . . . team captain as a junior and senior . . . ranks second in career tackles (315) . . . helped team advance to playoffs four straight seasons, posting 31-15 record . . . recorded 115 tackles and scored one touchdown as a senior . . . recorded 104 tackles and one interceptions as a junior . . . 96 tackles and three interceptions as a sophomore . . . also two-year letterman in basketball.

**Personal** - - Born 9/25/94 . . . exercise science major . . . parents are Shelly and Todd Kluver . . . his father, Todd Kluver, also played football at Iowa . . . high school coach was Dave Holdiman.



**1 - - Marshall Koehn (CANE)**  
**Kicker**  
**6-0, 195, Junior**  
**Solon, Iowa (Solon HS)**

**2014** - - Listed as co-first team kicker following spring practice.

**2013** - - Saw first action of career in 59-3 win over Western Michigan, converting only PAT attempt and kicking 62 yards on only KO of the game . . . did not see additional game action.

**2012** - - Did not see any game action.

**2011** - - Redshirted after joining the team as a walk-on.

**High school honors** - - Named first team all-state as a senior after earning second team honors as a junior . . . first team all-conference as a junior and senior . . . **Career** - - member of prep football team that won four straight state titles, helping team compile 41-1 record his last three seasons . . . played wide receiver and defensive back in addition to handling all kicking duties . . . made 49-56 PATs and 13-18 field goals, with a long of 48 yards, as a senior . . . averaged 37.8 yards per punt and had 45 touchbacks on 82 kicks . . . had 22 receptions for 298 yards and two touchdowns as a senior, while collecting 47 tackles and seven interceptions on defense . . . connected on 91-100 PATs and 2-3 field goals as a junior, along with 16 tackles on defense . . . made 21-25 PATs and 2-3 field goals as a sophomore . . . football team captain as a senior . . . also played baseball, earning all-state honors (second base) while helping prep team win baseball state titles as a junior and senior . . . holds state single-season record with 30 doubles as a junior . . . earned three varsity letters in football, four-year letterman in baseball and soccer and two-year wrestling letterman.

**Personal** - - Born 8/29/92 . . . communications studies major . . . parents are Theresa and Jay Koehn . . . one of two players from Solon on Iowa roster . . . high school coach was Kevin Miller.

**Koehn's Career Bests**

PATs: \_\_\_\_\_ 1 vs. Western Michigan, 9/21/13  
PAT Attempts: \_\_\_\_\_ 1 vs. Western Michigan, 9/21/13

Scoring	FGs	Lng	PATs	Points
Freshman	0-0	---	---	0
Sophomore	0-0	---	1-1	1
<b>Career</b>	<b>0-0</b>	<b>---</b>	<b>1-1</b>	<b>1</b>

Field Goals	1-19	20-29	30-39	40-49	50+	Total	Blk
Freshman	0-0	0-0	0-0	0-0	0-0	0-0	---
Sophomore	0-0	0-0	0-0	0-0	0-0	0-0	---
<b>Career</b>	<b>0-0</b>	<b>0-0</b>	<b>0-0</b>	<b>0-0</b>	<b>0-0</b>	<b>0-0</b>	<b>---</b>



**98 - - \*\*Connor Kornbrath**  
**(KORN-brath)**  
**Punter**  
**6-6, 240, Junior**  
**Bridgeport, W.Va. (Bridgeport HS)**

**Hawk-Item** - - Tied for third in the nation with 14 punts inside the opponent 10 . . . ranked ninth nationally with 27 punts inside the 20 . . . 27 of 65 (41.5%) punts were inside the 20 and 14 (21.5%) were inside the 10 . . . opponents averaged 4.9 yards on 21 returns . . . averaged 40 yards per punt, with three touchbacks . . . one of seven true freshmen to see action in 2012.

**2014** - - Listed as first team punter following spring practice.

**2013 Honors** - - Named to initial Watch List for Ray Guy Award . . . named CFPA honorable mention Punter of the Week vs. Nebraska after averaging 40.3 yards on seven punts, with a long of 55 yards and three punts inside the 20 . . . named CFPA honorable mention Punter of the Week vs. Western Michigan after averaging 47 yards per punt . . . **2013** - - Handled all punting duties throughout the season . . . averaged 40 yards on 65 punts, with a long of 55 yards, with 11 punts of 50 yards or more and just three touchbacks . . . handled all punting duties and held for all placements in 30-27 opening loss to Northern Illinois . . . averaged 36.7 yards on seven punts, with a long of 44 yards . . . had four punts inside the 20 and allowed just six yards on three returns . . . handled all punting duties and held for all placements in 28-14 win over Missouri State . . . averaged 37.2 yards on five punts, with a long of 46 yards and four kicks inside the 20 and no touchbacks . . . handled all punting duties and held for all placements in 27-21 win at Iowa State . . . averaged 39.7 yards on six punts at ISU, with a long of 54 yards and three of six punts inside the 20 . . . handled all punting duties and held for all placements in 59-3 win over Western Michigan . . . averaged 47 yards



on three punts vs. WMU, with a long of 55 yards and one of three punts inside the 20 . . . handled all punting duties and held for all placements in 23-7 win at Minnesota . . . averaged 29.5 yards on two punts at Minnesota, with one inside the 20 and no returns . . . handled all punting duties and held for all placements in 26-14 loss to Michigan State . . . averaged 44.2 yards on eight punts, with a long of 52 yards . . . handled all punting duties and held for all placements in 34-24 loss at Ohio State . . . averaged 38.3 yards on three punts, with a long of 54 yards and two of three punts inside the 20 . . . handled all punting duties and held for all placements in 17-10 OT win over Northwestern . . . averaged 40 yards on four punts vs. Northwestern, with two inside the 20 and a long of 43 yards . . . handled all punting duties and held for all placements in 28-9 loss to Wisconsin . . . averaged 41.1 yards on seven punts, with a long of 54 yards vs. the Badgers, with three punts inside the 20 . . . handled all punting duties and held for all placements in 38-14 win at Purdue . . . averaged 43.0 yards on two punts at Purdue, with no returns . . . handled all punting duties and held for all placements in 24-21 win over Michigan . . . averaged 37.5 yards on four punts, with one inside the 10 and one inside the 20, with a long of 47 yards while allowing just one return . . . handled all punting duties and held for all placements in 38-17 win at Nebraska . . . averaged 40.3 yards on seven punts, with a long of 55 yards . . . three punts were inside the 20 and two of those were inside the 10 . . . allowed just two returns for five yards . . . handled all punting duties and held for all placements in 21-14 Outback Bowl loss to LSU . . . averaged 40.3 yards on seven punts, with one punt inside the 10 and another inside the 20.

**2012** -- Handled majority of punting duties throughout the season . . . averaged 37.9 yards on 53 punts in 12 games . . . had a long of 61 yards and six punts of 50 yards or more . . . had 10 punts inside the 20, 18 punts resulted in a fair catch and just one touchback as opponents averaged just 4.4 yards on 22 returns . . . saw first action of career in 18-17 win over Northern Illinois . . . averaged 41.3 yards on three punts, with a long of 51-yards on first career punt . . . handled all punting duties in 9-6 loss to Iowa State . . . averaged 36.6 yards on eight punts vs. ISU, with a long of 48 and two kicks inside the 20 . . . handled all punting duties in 27-16 win over Northern Iowa, averaging 25.5 yards on two punts . . . saw action in 32-31 loss to Central Michigan, with one punt for 30 yards . . . saw action in 31-13 win over Minnesota . . . averaged 39.7 yards on three punts, with a long of 43 yards and one inside the 20 . . . saw action in 19-16 win at Michigan State . . . averaged 40.5 yards on six punts at MSU, with a long of 50 yards and one kick inside the 20 . . . handled all punting duties in 38-14 loss to Penn State . . . averaged 36.4 yards on five punts vs. PSU, with a long of 42 yards and one punt inside the 20 . . . handled majority of punting duties in 28-17 loss at Northwestern . . . averaged 32 yards on three punts at Northwestern, with a long of 37 yards and one punt inside the 20 . . . handled majority of punting duties in 24-21 loss at Indiana . . . averaged 37.7 yards on seven punts at Indiana, with a career-best of 53 yards . . . handled majority of punting duties in 27-24 loss to Purdue . . . averaged 40.7 yards on six punts vs. Purdue, with a long of 52 yards, with one punt inside the 20 and no touchbacks . . . handled all punting duties in 42-17 loss at Michigan . . . averaged 41.2 yards on four punts at Michigan, with a career-best of 60 yards and one kick inside the 20.

**High school honors** -- Earned first team all-state and all-conference honors as a junior and senior . . . **Career** -- holds school records for longest field goal (51 yards as a junior), field goals in a season (nine as a senior), field goals in a playoff game (three) and longest field goal in a playoff game (48 yards) . . . set state playoff record for longest field goal (48 yards) and most field goals in a game (three) . . . helped prep team post 38-3 record over final three seasons . . . made 9-of-14 field goal attempts as a senior, with a long of 49 yards . . . also made 54-of-56 PATs . . . one game-winning field goal of 34 yards . . . averaged 39.5 yards punting with a long of 54 yards and 35 of 73 kickoffs were touchbacks . . . converted 7-of-12 field goals as a junior, with a long of 51 yards, and 36-of-40 PATs . . . punting average of 37.1 yards, with a long of 48 yards . . . connected on two game-winning field goals (33 and 44 yards) . . . three-year letterman in football and basketball and one in soccer . . . team co-captain in both football and basketball.


**Personal** -- Born 9/15/93 in New Britain, Conn. . . journalism and mass communication interest major . . . member of prep Highest Honor Roll and member of National Honor Society . . . parents are Barbara and Brian Kornbrath . . . high school coach was Josh Nicewarner.

#### Kornbrath's Career Punting Bests

Punts: \_\_\_\_\_ 8, twice, last vs. Michigan State, 10/05/13  
Average: \_\_\_\_\_ 47.0 vs. Western Michigan, 9/21/13  
Long: \_\_\_\_\_ 61 vs. Nebraska, 11/23/12

#### Kornbrath's Career Punting Statistics

Punting	No.	Yds.	Avg.	Lng	In-20	TB	Blk	FC
Freshman	53	2,010	37.9	61	10	1	1	18
Sophomore	65	2,598	40.0	55	27	3	0	15
<b>Career</b>	<b>118</b>	<b>4,608</b>	<b>39.1</b>	<b>61</b>	<b>37</b>	<b>4</b>	<b>1</b>	<b>33</b>



#### 80 - \*\*Henry Krieger Coble (Krag-ir CO-bull)

**Tight End**

**6-4, 250, Junior**

**Mount Pleasant, Iowa (Mount Pleasant HS)**

**2014** -- Listed as third team tight end following spring practice.

**2013** -- Saw action in all 13 games . . . had one KO return for eight yards, but no receiving statistics . . . saw action in 27-21 win at Iowa State, recording one KO return for eight yards as offense gained 378 yards total offense and rushed for over 200 yards in third straight outing . . . saw action

vs. Northern Illinois, Missouri State, Western Michigan, Minnesota, Michigan State, Ohio State, Northwestern, Wisconsin, Purdue, Michigan, Nebraska and LSU, but had no statistics.

**2012** -- Saw action in nine games, with one start as second tight end . . . recorded four catches for 30 yards and one touchdown, while recording one solo tackle . . . started as second tight end in 42-17 loss at Michigan for first career start . . . three receptions for 24 yards and one touchdown at Michigan for first career stats . . . 16-yard touchdown reception for first career score at Michigan . . . saw action in 13-7 loss to Nebraska, recording one reception for six yards and one solo tackle . . . saw action vs. Northern Illinois, Iowa State, Central Michigan, Minnesota, Penn State, Northwestern, Indiana and Purdue, but had no statistics.

**2011** -- Redshirted.

**High school honors** -- Elite all-state and first team 3A all-state honoree as a senior . . . three-time first team all-district selection . . . **Career** -- team captain as a senior . . . helped team to 2008 state quarterfinals and to 2010 playoffs . . . finished with an 11-1 overall record as a sophomore . . . was a 2010 team leader as a senior . . . had 27 receptions for 518 yards and 10 touchdowns as a senior . . . recorded 108 tackles on defense (57 solo), including three tackles for loss, and had one interception and a recovered fumble . . . had 34 receptions for 491 yards and six touchdowns in five games as a junior . . . recorded 37 tackles (17 solo), defensively . . . had 34 catches for 661 yards and five touchdowns as a sophomore . . . recorded 110 tackles (39 solo) and one interception . . . earned three varsity letters in football as wide receiver, tight end and linebacker . . . four-year letterman in basketball and baseball.

**Personal** -- Born 6/12/92 . . . leisure studies major . . . academic all-conference honoree as junior and senior . . . parents are Amy Krieger and Mark Coble . . . mother, Amy, played softball at Iowa . . . relatives Jess Settles, Brad Carlson, Emma Krieger-Kittle and Bruce Kittle all competed for the Hawkeyes, along with current team member tight end George Kittle . . . high school coach was Bob Jensen.

#### Krieger Coble's Career Receiving Bests

Number: \_\_\_\_\_ 3 at Michigan, 11/17/12

Yards: \_\_\_\_\_ 24 at Michigan, 11/17/12

Touchdowns: \_\_\_\_\_ 1 at Michigan, 11/17/12

Long: \_\_\_\_\_ 16 at Michigan, 11/17/12


#### Krieger Coble's Game-By-Game Receiving Stats

2012	No.	Yds.	TD	Lng	2013	No.	Yds.	TD	Lng
NIU (n)	0	0	0	---	N. Illinois	0	0	0	---
IA State	0	0	0	---	MO State	0	0	0	---
UNI	DNP				at IA State	0	0	0	---
CMU	0	0	0	---	W. Michigna	0	0	0	---
Minn.	0	0	0	---	at Minn.	0	0	0	---
at MSU	DNP				MSU	0	0	0	---
PSU	0	0	0	---	at OSU	0	0	0	---
at N'western	0	0	0	---	N'western	0	0	0	---
at Indiana	0	0	0	---	Wisconsin	0	0	0	---
Purdue	0	0	0	---	at Purdue	0	0	0	---
at Michigan	3	24	1	16	Michigan	0	0	0	---
Nebraska	1	6	0	6	at Nebraska	0	0	0	---
<b>Totals</b>	<b>4</b>	<b>30</b>	<b>1</b>	<b>16</b>	LSU (n)	0	0	0	---
					<b>Totals</b>	<b>0</b>	<b>0</b>	<b>0</b>	<b>---</b>

#### Krieger Coble's Career Statistics

Receiving	No.	Yds.	Avg.	TD	Lng
Freshman	4	30	7.5	1	16
Sophomore	0	0	---	0	---
<b>Career</b>	<b>4</b>	<b>30</b>	<b>7.5</b>	<b>1</b>	<b>16</b>

KO Returns	No.	Yds.	Avg.	TD	Lng
Freshman	0	0	---	0	---
Sophomore	1	8	8.0	0	8
<b>Career</b>	<b>1</b>	<b>8</b>	<b>8.0</b>	<b>0</b>	<b>8</b>



**54 - - Drake Kulick**  
**Linebacker**  
**6-1, 220, Redshirt Freshman**  
**Muscatine, Iowa (Muscatine HS)**


**2014** -- Not listed on depth chart following spring practice.

**2013** -- Redshirted after joining program as a walk-on.

**High school honors** -- Earned all-state honors as a senior . . . first team all-conference as a linebacker and wide receiver as a senior . . . second team all-conference as a junior . . . **Career** -- helped prep team advance to state playoffs three straight seasons . . . team captain as a senior . . . recorded 85 tackles as a senior, with 6.5 QB sacks and one interception . . .

also had 47 receptions for 600 yards, with six receiving and seven rushing touchdowns . . . recorded 100 tackles as a junior, with five QB sacks, two interceptions and one touchdown . . . also lettered in track and swimming, competing in 200-free relay at state swimming championships.

**Personal** -- Born 10/06/94 . . . exercise science major . . . earned academic All-America recognition as a prep . . . parents are Teresa and Leo Kulick . . . high school coach was Jake Mueller.



**48 - - Luke Lindahl**  
**Linebacker**  
**6-0, 215, Redshirt Freshman**  
**Mahtomedi, Minn. (Mahtomedi HS)**

**2014** -- Not listed on depth chart following spring practice.

**2013** -- Redshirted after joining program as a walk-on.

**High school honors** -- Earned all-state honorable mention as a senior . . . first team all-conference as a junior and senior . . . **Career** -- four-year football letterman as linebacker and fullback . . . helped prep team advance to state semifinals as a sophomore and section championship as junior and senior . . . team captain as a senior . . . recorded 81 tackles

and one interception as a senior . . . collected 83 tackles and two interceptions as a junior, while rushing for 323 yards and three touchdowns . . . totaled 58 tackles and 221 rushing yards and one touchdown as a sophomore . . . also lettered two years in both track and hockey.

**Personal** -- Born 5/06/94 . . . human physiology major . . . parents are Amy and Dr. Michael Lindahl . . . Honor Roll student as a prep . . . high school coach was Dave Muetzel.



**27 - - \*\*Jordan Lomax (LOW-max)**  
**Defensive Back**  
**5-10, 200, Junior**  
**Upper Marlboro, Md. (DeMatha HS)**

**Hawk-Item** -- One of three junior named to 2014 Leadership Group . . . one of four sophomores named to 2013 Leadership Group . . . one of 10 true freshmen to see action in 2011.

**2014** -- Listed as first team free safety following spring practice.

**2013 Honors** -- Academic All-Big Ten . . . **2013** -- saw action in nine games, with one start . . . missed four games due to injury . . . recorded four solo tackles and one assist, with one tackle for loss and two pass break-ups . . . started at right cornerback for first career start in 30-27 opening loss to Northern Illinois, recording three solo tackles, including one tackle for loss, and two pass break-ups . . . did not see action vs. Missouri State, Iowa State, Western Michigan and Minnesota due to injury . . . saw limited action on special teams in 26-14 loss to Michigan State in first action since opening game of the season . . . saw action in 34-24 loss at Ohio State, but had no statistics . . . saw action in 17-10 OT win over Northwestern, recording one assisted tackle . . . saw action in 28-9 loss to Wisconsin, but had no statistics . . . saw action in 38-14 win at Purdue, recording one solo tackle as defense allowed just 53 net rushing yards . . . saw action in 24-21 win over Michigan, but had no statistics as defense allowed just 60 net rushing yards and 158 yards total offense . . . saw action in 38-17 win at Nebraska, but had no statistics as defense allowed just 89 net rushing yards . . . saw action in 21-14 Outback Bowl loss to LSU, but had no statistics.

**2012** -- Suffered shoulder injury following spring practice and redshirted in 2012.

**2011** -- Saw action in 11 games, recording four solo tackles and three assists . . . saw first action of career in 34-7 opening win over Tennessee Tech, recording two solo tackles and one assist . . . saw action in 45-17 win over Louisiana-Monroe, recording one solo tackle as defense allowed just 59 net rushing yards . . . saw action in 13-3 loss at Penn State, but had no statistics . . . saw action in 41-31 win over Northwestern,

recording two assisted tackles . . . saw action vs. Indiana, Minnesota, 13th-ranked Michigan, Michigan State, Purdue, Nebraska and Oklahoma, but had no statistics.

**High school honors** -- Selected for Chesapeake Senior Bowl as a senior . . . named honorable mention all-Metro, second team all-county and first team all-conference as a senior . . . third team all-conference as a junior . . . **Career** -- played cornerback and contributed on special teams throughout career . . . recorded 52 tackles, six pass break-ups and two interceptions as a senior, with one touchdown . . . recorded 56 tackles, eight pass break-ups, one interception and two fumble recoveries as a junior . . . team captain as a senior . . . helped team advance to state playoffs in last three seasons . . . team won conference title his sophomore year and placed second as junior and senior . . . also lettered in track as sprinter . . . ran opening leg on 4 x 400-meter relay team that claimed national title at 2011 New Balance Indoor Nationals in New York City with a time of 3:15.23.

**Personal** -- Born 10/13/93 in Fairfax, Va. . . . economics major . . . Principle's List, 2010 and Academic Honors Student with 4.0 GPA . . . parents are Pamela and Earnest Lomax . . . high school coach was Bill McGregor.

#### Lomax's Career Bests


Tackles: \_\_\_\_\_ 3, twice, last vs. Northern Illinois, 8/31/13  
 Solo: \_\_\_\_\_ 3 vs. Northern Illinois, 8/31/13  
 Assists: \_\_\_\_\_ 2 vs. Northwestern, 10/15/11  
 Tackles for Loss: \_\_\_\_\_ 1 vs. Northern Illinois, 8/31/13  
 Pass Break-Ups: \_\_\_\_\_ 2 vs. Northern Illinois, 8/31/13

#### Lomax's Game-By-Game Defensive Stats

2011	Solo	Ast.	2013	Solo	Ast.
TN Tech	2	1	N. Illinois	3	0
at IA State	DNP		MO State		Inj
Pitt	DNP		at IA State		Inj
ULM	1	0	W. Michigan		Inj
at PSU	0	0	at Minn.		Inj
N'western	0	2	MSU	0	0
Indiana	1	0	at OSU	0	0
at Minn.	0	0	N'western	0	1
Michigan	0	0	Wisconsin	0	0
Mich. State	0	0	at Purdue	1	0
at Purdue	0	0	Michigan	0	0
at Nebraska	0	0	at Nebraska	0	0
Oklahoma (n)	0	0	LSU (n)	0	0
<b>Totals</b>	<b>4</b>	<b>3</b>	<b>Totals</b>	<b>4</b>	<b>1</b>

#### Lomax's Career Statistics

Defense	Solo	Ast.	Total	T/Loss	Sacks	In-Yd.	PBU	FF	RF
Freshman	4	3	7	0/0	0/0	0-0	0	0	0
Sophomore	4	1	5	1/1	0/0	0-0	2	0	0
<b>Career</b>	<b>8</b>	<b>4</b>	<b>12</b>	<b>1/1</b>	<b>0/0</b>	<b>0-0</b>	<b>2</b>	<b>0</b>	<b>0</b>



**37 - - \*\*\*John Lowdermilk**  
**(LOUD-ir-milk)**  
**Defensive Back**

**6-2, 210, Senior**  
**Carrollton, Ohio (Carrollton HS)**

**Hawk-Item** -- One of 10 true freshmen to see action in 2011.

**2014 Preseason Honors** -- Preseason third team All-Big Ten by Athlon Sports and Phil Steele . . . **2014** -- listed as first team strong safety following spring practice.

**2013 Honors** -- Coaches Appreciation Award, Defense . . . honorable mention all-Big Ten by league media . . . **2013** --

Started all 13 games at strong safety . . . ranked fourth on team with 78 tackles, including 36 solo stops and 42 assists . . . also recorded 4.5 tackles for loss, two pass break-ups and one interception . . . started at strong safety for first career start in 30-27 opening loss to Northern Illinois . . . recorded career-high eight tackles vs. NIU, with three solo stops, five assists and one pass break-up . . . started at strong safety in 28-14 win over Missouri State, as defense allowed just 197 yards total offense . . . recorded five solo tackles and one assist vs. Missouri State, including one solo tackle for loss . . . started at strong safety in 27-21 win at Iowa State as defense allowed just 59 net rushing yards . . . recorded four solo tackles and three assists at ISU, including a shared tackle for loss . . . started at strong safety in 59-3 win over Western Michigan, recording one solo tackle as defense allowed just 209 yards total offense . . . started at strong safety in 23-7 win at Minnesota, recording three solo tackles as defense allowed just 165 yards total offense and 30 net rushing yards . . . started at strong safety in 26-14 loss to Michigan State, recording career-high nine tackles, with three solo stops and six assists . . . started at strong safety in 34-24 loss at Ohio State, recording four solo tackles and two assists . . . started at strong safety in 17-10 OT win over Northwestern . . . recorded eight tackles vs. Northwestern, including five solo stops and three assists, along with 1.5 tackles for loss . . . started at strong safety in 28-9 loss to Wisconsin . . . recorded career-best 11 tackles vs. Badgers, including two solo stops, nine assists and a shared tackle for loss . . . started at strong safety in 38-14 win at Purdue, recording two solo tackles as defense allowed just 53 net rushing yards . . .



started at strong safety in 24-21 win over Michigan as defense allowed just 60 net rushing yards and 158 yards total offense ... recorded one solo stop and four assists vs. Michigan, including one tackle for loss and recording one pass break-up ... started at strong safety in 38-17 win at Nebraska as defense allowed just 89 net rushing yards ... recorded six tackles at Nebraska, including two solo stops and four assists ... started at strong safety in 21-14 Outback Bowl loss to LSU ... recorded first career interception vs. LSU, with 71-yard return to set up first touchdown ... also had one solo tackle and five assists as defense allowed just 82 passing yards.

**2012** -- Saw action in 11 games, recording three solo tackles and three assists ... saw action in 18-17 win over Northern Illinois, but had no statistics ... saw action on special teams in 9-6 loss to Iowa State, recording two assisted tackles ... saw action in 27-16 win over Northern Iowa, recording one assisted tackle ... saw action in 32-31 loss to Central Michigan, but had no statistics ... saw action in 31-13 win over Minnesota, but had no statistics ... saw action on special teams in 19-16 win at Michigan State, but had no statistics ... saw action in 38-14 loss to Penn State, recording one solo tackle ... saw action in 28-17 loss at Northwestern, but had no statistics ... saw action in 24-21 loss at Indiana, recording one solo tackle ... saw action in 27-24 loss to Purdue, but had no statistics ... saw action in 42-17 loss at Michigan, but had no statistics ... saw action in 13-7 loss to Nebraska, recording one solo tackle.

**2011** -- Saw action in 11 games, recording three solo tackles and one assist ... saw first action of career in 31-27 win over Pittsburgh, but had no statistics ... saw action in 45-17 win over Louisiana-Monroe, recording one assisted tackle as defense allowed just 59 net rushing yards ... saw action in 22-21 loss at Minnesota, recording one solo tackle ... saw action in 24-16 win over 13th-ranked Michigan, recording one solo tackle ... saw action in Insight Bowl loss to Oklahoma, recording one solo tackle ... saw action vs. Penn State, Northwestern, Indiana, Michigan State, Purdue, Nebraska, but had no statistics.

**High school honors** -- Earned first team all-Ohio, all-state, all-conference, all-district and all-NBC as a senior ... earned first team all-conference honors as a junior and was second team selection as a sophomore ... **Career** -- earned three letters in football while playing quarterback, linebacker and defensive back ... passed for 1,508 yards and had 853 rushing yards as a senior, while collecting 106 tackles and two interceptions ... scored 27 touchdowns as a senior and 16 as a junior ... had 1,231 passing yards and 556 rushing yards as a junior ... totaled 100 tackles as a junior, with three interceptions ... as a sophomore recorded 842 passing yards and 410 rushing yards ... also recorded 48 tackles and four interceptions and scored seven touchdowns ... also earned four letters as basketball point guard, helping basketball team advance to regionals his last two years ... holds school record for career passing yards ... team captain as a senior.

**Personal** -- Born 4/17/92 in Edina, Minn. ... leisure studies (Recreation and Sport Business) major ... NBC Scholar Athlete as a junior and senior ... parents are Kellee and Kirk Lowdermilk ... high school coach was Dan Detwiler.

#### Lowdermilk's Career Bests

Tackles: \_\_\_\_\_ 11 vs. Wisconsin, 11/02/13  
Solo: \_\_\_\_\_ 5, twice, last vs. Northwestern, 10/26/13  
Assists: \_\_\_\_\_ 9 vs. Wisconsin, 11/02/13  
Interception: \_\_\_\_\_ 1 vs. LSU, 1/01/14  
Pass Break-Ups: \_\_\_\_\_ 1, twice, last vs. Michigan, 11/23/13  
Tackle for Loss: \_\_\_\_\_ 1.5 vs. Northwestern, 10/26/13

#### Lowdermilk's Game-By-Game Defensive Stats

2011	Solo-Ast.	2012	Solo-Ast.	2013	Solo-Ast.
TN Tech	DNP	NIU (n)	0-0	N. Illinois	3-5
at IA State	DNP	IA State	0-2	MO State	5-1
Pitt	0-0	UNI	0-1	at IA State	4-3
ULM	0-1	CMU	0-0	W. Michigan	1-0
at PSU	0-0	Minn.	0-0	at Minn.	3-0
N'western	0-0	at MSU	0-0	MSU	3-6
Indiana	0-0	PSU	1-0	at OSU	4-2
at Minn.	1-0	at N'western	0-0	N'western	5-3
Michigan	1-0	at Indiana	1-0	Wisconsin	2-9
Mich. State	0-0	Purdue	0-0	at Purdue	2-0
at Purdue	0-0	at Michigan	0-0	Michigan	1-4
at Nebraska	0-0	Nebraska	1-0	at Nebraska	2-4
Oklahoma (n)	1-0	<b>Totals</b>	<b>3-3</b>	LSU (n)	1-5
<b>Totals</b>	<b>3-1</b>			<b>Totals</b>	<b>35-37</b>

#### Lowdermilk's Career Statistics

Defense	Solo	Ast.	Total	T/Loss	Sacks	QBH	In-Yd.	PBU	FF	RF
Freshman	3	1	4	0/0	0/0	0	0-0	0	0	0
Sophomore	3	3	6	0/0	0/0	0	0-0	0	0	0
Junior	36	42	78	4.5/8	0/0	0	1-71	2	0	0
<b>Career</b>	<b>42</b>	<b>46</b>	<b>88</b>	<b>4.5/8</b>	<b>0/0</b>	<b>0</b>	<b>1-71</b>	<b>2</b>	<b>0</b>	<b>0</b>



### 13 - Greg Mabin (MAY-bin)

**Defensive Back**

**6-2, 195, Sophomore**

**Fort Lauderdale, Fla. (Calvary Christian Academy)**

**Hawk-Item** -- Moved from wide receiver to defensive back for 2013 spring practice.

**2014** -- Listed as co-first team left cornerback following spring practice.

**2013** -- Did not see any game action.

**2012** -- Redshirted.

**High school honors** -- Selected to participate in Broward Beach Bowl (private vs. public schools) as a senior and earned Championship Performance Award ... earned first team all-county honors on offense as a senior and second team honors on defense ... honorable mention all-state as a junior and second team as a sophomore ... second team all-county as a sophomore and junior ... **Career** -- earned three varsity letters while playing wide receiver and defensive back and kick returner ... totaled 877 yards and 15 touchdowns on 52 receptions as a senior, with one rushing touchdown and two interceptions and a touchdown on defense ... had 59 receptions for 1,094 yards and 12 touchdowns as a junior, with one KO return touchdown and two interceptions ... 42 receptions for 906 yards and 10 touchdowns as a sophomore, with one interception also had punt return touchdown that led to win over fourth-ranked team in the state ... team captain as a junior and senior ... earned two letters in basketball and track ... holds school records in 100 and 200 meter dashes.

**Personal** -- Born 6/25/94 ... health and human physiology major ... member of Principal's Honor Roll ... parents are Dr. Wesley and Arlette Mabin ... high school coach was Kirk Hoza.

#### Mabin's Career Statistics

Defense	Solo	Ast.	Total	T/Loss	In-Yd.	PBU	FF	RF
Freshman	0	0	0	0/0	0-0	0	0	0



### 30 - Steve Manders

**Linebacker**

**6-1, 240, Redshirt Freshman**

**Crofton, Maryland (Archbishop Spalding HS)**

**Fork Union Military Academy**

**Hawk-Item** -- Joined Iowa program as a walk-on after attending Fork Union Military Academy for one year ... started at fullback and linebacker in one season at prep school under Coach John Shuman.

**2014** -- Not listed on depth chart following spring practice.

**2013** -- Did not see any game action.

**High school honors** -- Named first team all-state as a senior and third team as a junior ... selected to Chesapeake Bowl and Maryland Crab Bowl all-star games following senior season ... first team all-county and all-conference as a junior ... team MVP as a junior and senior ... **Career** -- three-year starter and letterman while playing fullback, running back and linebacker, helping prep team post 26-7 record in three seasons while making state playoffs two years ... recorded 125 tackles as a senior, with 27 tackles for loss and one interception ... on offense had 150 rushing attempts for 789 yards and nine touchdowns, along with 121 yards and two touchdowns on 16 receptions ... collected 115 tackles as a junior, with 25 tackles for loss, one interception and three pass break-ups ... on offense had 275 rushing yards on 45 attempts and 58 receiving yards on six receptions, while scoring six touchdowns ... recorded 98 tackles as a sophomore, with 10 tackles for loss and two interceptions ... rushed 65 times for 358 yards and two scores ... football team captain as a junior and senior ... also three-year letterman in wrestling and lettered one year in lacrosse.

**Personal** -- Born 10/23/93 ... exercise science major ... parents are Debbie and Greg Manders ... member of prep Honor Roll ... high school coach was Mike Whittles.



**11 - \*\*\*Kevonte Martin-Manley**  
**(KUH-von-tay)**  
**Wide Receiver**  
**6-0, 205, Senior**  
**Pontiac, Mich. (Brother Rice HS)**

**Hawk-Item** -- Ranked second in the Big Ten and eighth in the nation in punt returns (15.7) ... first Big Ten Conference player to ever return back-to-back punts for touchdowns and just the second player in the last decade with two punt return touchdowns in one quarter ... is just the third player in Big Ten history with two punt return touchdowns in a game, and the first since 1983 ... 184 return yards in a game ranks second best all-time in the Big Ten, behind

Nile Kinnick's Iowa and conference record of 201 yards on nine returns, set in 1939 ... has at least one pass reception in 35 of 38 career games, with a previous streak of 23 straight games snapped vs. Michigan State ... career totals include 122 receptions for 1,282 yards to rank 10th in career receptions and 25th in career receiving yards ... ranked sixth in the Big Ten in receptions per game (4.3) in 2012 ... one of three juniors named to 2013 Leadership Group ... one of two sophomores named to 2012 Leadership Group.

**2014 Preseason Honors** -- Named to Paul Hornung Award preseason Watch List ... preseason second team All-America punt returner by Phil Steele ... preseason first team All-Big Ten punt returner by Phil Steele ... preseason second team All-Big Ten punt returner by Athlon Sports ... preseason fourth team All-Big Ten wide receiver by Phil Steele ... **2014** -- listed as first team wide receiver following spring practice.

**2013 Honors** -- Coaches Appreciation Award, Offense ... first team All-Big Ten Specialist by Phil Steele, Sporting News and College Sports Madness ... named first team mid-season All-American specialist by Phil Steele ... named first team mid-season All-Big Ten specialist by Phil Steele and BTN.com ... named CFPA national special teams Player of the Week and Big Ten Conference special teams Player of the Week after recording touchdowns on back-to-back punt returns of 83 and 63 yards vs. Western Michigan ... **2013** -- played in all 13 games with 10 starts ... led team in receiving with 40 receptions for 388 yards and five touchdowns ... also led team in punt returns with 20 returns for 314 yards and two touchdowns ... started at wide receiver in 30-27 opening loss to Northern Illinois ... career-high nine receptions for 79 yards vs. NIU, along with 24 yards on two punt returns and two solo tackles ... started at wide receiver in 28-14 win over Missouri State as offense gained 491 yards total offense ... three receptions for 24 yards vs. Missouri State, along with one punt return for 10 yards ... started at wide receiver in 27-21 win at Iowa State as offense gained 378 yards total offense and rushed for over 200 yards in third straight outing ... seven receptions for 60 yards and one touchdown at ISU, scoring on a 5-yard reception for the first points of the game ... started at wide receiver in 59-3 win over Western Michigan as offense gained 446 yards total offense and rushed for over 200 yards in fourth straight game ... record-setting day in win over WMU, with four punt returns for 184 yards and two touchdowns, along with one pass reception for six yards ... scoring punt returns covered 83 and 63 yards, matching the seventh and 20th longest returns in school history ... touchdown returns came on back-to-back returns in the second period following a 44-yard return in the first period ... started at wide receiver in 23-7 win at Minnesota as offense gained 464 yards and rushed for over 200 yards in fifth straight outing ... led team with six receptions for 56 yards at Minnesota, along with two punt returns for 14 yards ... started at wide receiver in 26-14 loss to Michigan State, but left game early in the second quarter and had no statistics ... saw action in 34-24 loss at Ohio State, recording one reception for six yards ... started at wide receiver in 17-10 OT win over Northwestern ... led team with five receptions for 45 yards vs. Northwestern, along with one punt return for 10 yards ... started at wide receiver in 28-9 loss to Wisconsin, recording two receptions for six yards and two punt returns for 10 yards ... started at wide receiver in 38-14 win at Purdue as offense rushed for 318 yards and gained 509 yards total offense ... recorded one reception for 22-yard touchdown to give team a 14-7 advantage in the second period and had 11 yards on two punt returns ... saw action in 24-21 win over Michigan as offense gained 407 yards total offense ... two receptions for 20 yards and 29 yards on four punt returns vs. Michigan ... saw action in 38-17 win at Nebraska ... two pass receptions for 60 yards at Nebraska, including a 36-yard catch on a key third down on a field goal drive and a 24-yard scoring reception to give Iowa a 14-point lead, both in the third quarter ... started at wide receiver in 21-14 Outback Bowl loss to LSU ... one reception for four-yard touchdown vs. LSU, along with 22 yards on two punt returns.

**2012** -- Started all 12 games at wide receiver and has started 14 straight overall ... led team in receptions (52) and shared team lead in receiving yards (571) ... had one rushing attempt for 15 yards ... started at wide receiver in 18-17 win over Northern Illinois ... led team with six receptions vs. NIU, totaling 31 yards, matching career-best for receptions ... started at wide receiver in 9-6 loss to Iowa State, collecting one reception for 10 yards ... started at wide receiver in 27-16 win over Northern Iowa as offense gained 429 yards total offense ... career-high 101 receiving yards on five catches vs. UNI, including a career-long of 51 yards to set up third quarter touchdown ... started at wide receiver in 32-31 loss to Central Michigan ... five receptions for 65 yards and one touchdown vs. CMU ... scoring grab covered 10 yards to concluded Iowa's opening drive of the game ... started at wide receiver in 31-13 win over Minnesota as offense gained 374 yards total offense ... two receptions for 14 yards vs. Minnesota ... started at wide receiver in 19-16 win at Michigan State ... matched career-high with six receptions at MSU, gaining 42 yards ...

started at wide receiver in 38-14 loss to Penn State ... four receptions for 42 yards vs. PSU ... started at wide receiver in 28-17 loss at Northwestern ... led team with career-best seven receptions at Northwestern for 46 yards ... started at wide receiver in 24-21 loss at Indiana ... led receivers with career-best seven receptions for 131 yards and one score at Indiana ... scored on 24-yard reception in first quarter ... also added one rushing attempt for 15 yards ... started at wide receiver in 27-24 loss to Purdue ... led team with 63 receiving yards on four catches vs. Purdue ... started at wide receiver in 42-17 loss at Michigan, recording two receptions for seven yards ... started at wide receiver in 13-7 loss to Nebraska, recording three receptions for 19 yards.

**2011 Honors** -- Named to Big Ten Conference all-Freshman team by BTN.com ... **2011** -- saw action in 13 games, with one start ... 30 receptions for 323 yards and three touchdowns, while also averaging 20.5 yards on four KO returns ... saw action in triple-overtime loss at Iowa State, catching four passes for 23 yards, including first career touchdown reception to give Iowa a 7-0 advantage ... saw action in 31-27 win over Pittsburgh as offense gained 475 yards total offense ... collected four receptions for 76 yards and two touchdowns in win over Pitt ... touchdown receptions covered 25 and 22 yards, both in fourth quarter, for Iowa's final two scored in comeback win ... collected career-high six receptions for 82 yards in 45-17 win over Louisiana-Monroe, with a long of 23 yards, as offense gained 453 yards total offense ... started as third wide receiver in 13-3 loss at Penn State, recording three receptions for 21 yards ... saw action in 41-31 win over Northwestern, recording one reception for six yards ... started at wide receiver in 22-21 loss at Minnesota as offense gained 446 yards total offense ... five receptions for 35 yards at Minnesota ... saw action in 24-16 win over 13th-ranked Michigan, recording one reception for eight yards on a fourth down conversion to keep scoring drive alive ... saw action in 37-21 loss to Michigan State, recording one reception for 13 yards ... saw action in 31-21 win at Purdue, recording three receptions for 28 yards as offense gained 408 yards total offense ... saw action in 20-7 loss at Nebraska, catching one pass for 10 yards and recording 82 yards on four KO returns ... saw action in Insight Bowl loss to Oklahoma, recording one reception for 21 yards.

**2010** -- Redshirted.

**High school honors** -- Named first team all-state as a senior after earning third team honors as a junior ... was all-North offensive MVP as well ... first team all-County and all-Catholic League as a junior and senior ... **Career** -- holds school records for receiving yards in a game (177), punt return yards in a game (103), career touchdown receptions (20), longest reception (93) and career receiving yards (1,525) ... helped prep team post three-year record of 21-11, earning three straight appearances in state playoffs ... had 43 receptions for 745 yards and 10 touchdowns as a senior, along with 14 KO returns for 314 yards and 12 punt returns for 199 yards ... collected 34 receptions for 610 yards and nine touchdowns as a junior, along with 199 yards and two scores on 10 punt returns and 262 yards on 13 KO returns ... had 170 yards and one touchdown on 16 receptions as a sophomore ... earned three varsity letters as wide receiver and defensive back and four basketball letters.

**Personal** -- Born 10/22/92 ... leisure studies major ... earned Outstanding Academic Award for math and English ... parents are Leanna Martin and Kevin Manley ... high school coach was Albert Fracassa.

### Martin-Manley's Career Receiving Bests

Catches: 9 vs. Northern Illinois, 8/31/13  
 Yards: 131 at Indiana, 11/03/12  
 Touchdowns: 2 vs. Pittsburgh, 9/17/11  
 Long: 51 vs. Northern Iowa, 9/15/12

### Martin-Manley's Career KO Return Bests

Number: 4 at Nebraska, 11/25/11  
 Yards: 82 (4 ret.), at Nebraska, 11/25/11  
 Touchdowns: None  
 Long: 23 at Nebraska, 11/25/11

### Martin-Manley's Career Punt Return Bests

Number: 4, twice, last vs. Michigan, 11/23/13  
 Yards: 184 (4 ret.), vs. Western Michigan, 9/21/13  
 Touchdowns: 2 vs. Western Michigan, 9/21/13  
 Long: 83 vs. Western Michigan, 9/21/13

### Martin-Manley's 2011 Game-By-Game Stats

Receiving	No.	Yds.	TD	Lng	KO Returns	No.	Yds.	TD	Lng
TN Tech	0	0	0	---	TN Tech	0	0	0	---
at IA State	4	23	1	8	at IA State	0	0	0	---
Pitt	4	76	2	25	Pitt	0	0	0	---
ULM	6	82	0	23	ULM	0	0	0	---
at PSU	3	21	0	9	at PSU	0	0	0	---
N'western	1	6	0	6	N'western	0	0	0	---
Indiana	0	0	0	---	Indiana	0	0	0	---
at Minn.	5	35	0	10	at Minn.	0	0	0	---
Michigan	1	8	0	8	Michigan	0	0	0	---
Mich. State	1	13	0	13	MSU	0	0	0	---
at Purdue	3	28	0	16	at Purdue	0	0	0	---
at Nebraska	1	10	0	10	at Nebraska	4	82	0	23
Oklahoma (n)	1	21	0	21	Oklahoma (n)	0	0	0	---
<b>Totals</b>	<b>30</b>	<b>323</b>	<b>3</b>	<b>25</b>	<b>Totals</b>	<b>4</b>	<b>82</b>	<b>0</b>	<b>23</b>

**Martin-Manley's 2012 Game-By-Game Stats**

Receiving	No.	Yds.	TD	Lng	KO Returns	No.	Yds.	TD	Lng
NIU (n)	6	31	0	12	NIU (n)	0	0	0	---
IA State	1	10	0	10	IA State	0	0	0	---
UNI	5	101	0	51	UNI	0	0	0	---
CMU	5	65	1	36	CMU	0	0	0	---
Minn.	2	14	0	9	Minn.	0	0	0	---
at MSU	6	42	0	11	at MSU	0	0	0	---
PSU	4	42	0	18	PSU	0	0	0	---
at N'western	7	46	0	16	at N'western	0	0	0	---
at Indiana	7	131	1	39	at Indiana	0	0	0	---
Purdue	4	63	0	35	Purdue	0	0	0	---
at Michigan	2	7	0	5	at Michigan	0	0	0	---
Nebraska	3	19	0	8	Nebraska	0	0	0	---
<b>Totals</b>	<b>52</b>	<b>571</b>	<b>2</b>	<b>51</b>	<b>Totals</b>	<b>0</b>	<b>0</b>	<b>0</b>	<b>---</b>

**Martin-Manley's 2013 Game-By-Game Stats**

Receiving	No.	Yds.	TD	Lng	Punt Returns	No.	Yds.	TD	Lng
N. Illinois	9	79	0	15	N. Illinois	2	24	0	13
MO State	3	24	0	11	MO State	1	10	0	10
at IA State	7	60	1	18	at IA State	0	0	0	---
W. Michigan	1	6	0	6	W. Michigan	4	184	2	83
at Minn.	6	56	0	18	at Minn.	2	14	0	12
MSU	0	0	0	---	MSU	0	0	0	---
at OSU	1	6	1	6	at OSU	0	0	0	---
N'western	5	45	0	21	N'western	1	10	0	10
Wisconsin	2	6	0	4	Wisconsin	2	10	0	10
at Purdue	1	22	1	22	at Purdue	2	11	0	7
Michigan	2	20	0	18	Michigan	4	29	0	12
at Nebraska	2	60	1	36	at Nebraska	0	0	0	---
LSU (n)	1	4	1	4	LSU (n)	2	22	0	21
<b>Totals</b>	<b>40</b>	<b>388</b>	<b>5</b>	<b>36</b>	<b>Totals</b>	<b>20</b>	<b>314</b>	<b>2</b>	<b>83</b>

**Martin-Manley's Career Statistics**

Receiving	No.	Yds.	Avg.	TD	Lng
Freshman	30	323	10.8	3	25
Sophomore	52	571	11.0	2	51
Junior	40	388	9.7	5	36
<b>Career</b>	<b>122</b>	<b>1,282</b>	<b>10.5</b>	<b>10</b>	<b>51</b>

KO Returns	No.	Yds.	Avg.	TD	Lng
Freshman	4	82	20.5	0	23
Sophomore	0	0	0.0	0	---
Junior	0	0	0.0	0	---
<b>Career</b>	<b>4</b>	<b>82</b>	<b>20.5</b>	<b>0</b>	<b>23</b>

Punt Returns	No.	Yds.	Avg.	TD	Lng
Junior	20	314	15.7	2	83

**83 - \*Riley McCarron**

**Wide Receiver**  
5-9, 185, Sophomore  
Dubuque, Iowa (Wahlert HS)

**2014** -- Not listed on depth chart following spring practice.

**2013** -- Saw action in 12 games, recording three receptions for 11 yards and eight yards on three punt returns ... saw first action of career in 30-27 opening loss to Northern Illinois, collecting one reception for zero yards ... saw action in 59-3 win over Western Michigan, recording two punt returns for eight yards as offense gained 446 yards total offense and rushed for over 200 yards in fourth straight game ...

saw action in 26-14 loss to Michigan State, recording two receptions for 11 yards ... saw action in 21-14 Outback Bowl loss to LSU, recording one punt return for no yards ... saw action vs. Missouri State, Iowa State, Minnesota, Northwestern, Wisconsin, Purdue, Michigan and Nebraska, but had no statistics.

**2012** -- Redshirted after joining the team as a walk-on.

**High school honors** -- Earned second team all-state honors as a senior ... was first team all-conference as sophomore, junior and senior ... **Career** -- holds school records for touchdowns in a game (six), points in a game (36), touchdown passes in a season (17) and career punt return yards (502) ... set conference record for season punt return average (26.9 yards) ... holds school record in long jump ... team captain as a senior ... rushed 106 times for 628 yards and 10 touchdowns as a sophomore ... rushed for 1,058 yards and 11 touchdowns on 160 carries as a junior and also had 10 receptions for 101 yards ... had nine punt returns for 242 yards and two scores ... as a senior completed 113-205 pass attempts for 1,749 yards and 17 touchdowns, while rushing 112 times for 866 yards and five touchdowns ... recorded 45 tackles and five interceptions as a senior, while gaining 263 yards on eight punt returns ... earned three letters as quarterback, running back and defensive back ... also lettered basketball, track and baseball ... state long jump champion as a sophomore and junior ... won state title in 100-meter dash as a junior after placing second as a sophomore.

**Personal** -- Born 6/16/93 ... pre-business major ... member of National Honor Society ... two-year Student Ambassador ... earned Eagle Achievement Award ... parents are Michelle and Steve McCarron ... one of two players from Dubuque on Iowa roster ... high school coach was Mike Mahoney.

**McCarron's Career Receiving Bests**

Catches: 2 vs. Michigan State, 10/05/13  
Yards: 11 vs. Michigan State, 10/05/13  
Long: 6 vs. Michigan State, 10/05/13

**McCarron's Career Punt Return Bests**

Number: 2 vs. Western Michigan, 9/21/13  
Yards: 8 (2 ret.), vs. Western Michigan, 9/21/13  
Long: 8 vs. Western Michigan, 9/21/13

**McCarron's 2013 Game-By-Game Stats**

Receiving	No.	Yds.	TD	Lng	Punt Returns	No.	Yds.	TD	Lng
N. Illinois	1	0	0	---	N. Illinois	0	0	0	---
MO State	0	0	0	---	MO State	0	0	0	---
at IA State	0	0	0	---	at IA State	0	0	0	---
W. Michigan	0	0	0	---	W. Michigan	2	8	0	8
at Minn.	0	0	0	---	at Minn.	0	0	0	---
MSU	2	11	0	6	MSU	0	0	0	---
at OSU	DNP				at OSU	DNP			
N'western	0	0	0	---	N'western	0	0	0	---
Wisconsin	0	0	0	---	Wisconsin	0	0	0	---
at Purdue	0	0	0	---	at Purdue	0	0	0	---
Michigan	0	0	0	---	Michigan	0	0	0	---
at Nebraska	0	0	0	---	at Nebraska	0	0	0	---
LSU (n)	0	0	0	---	LSU (n)	1	0	0	---
<b>Totals</b>	<b>3</b>	<b>11</b>	<b>0</b>	<b>6</b>	<b>Totals</b>	<b>3</b>	<b>8</b>	<b>0</b>	<b>8</b>

**McCarron's Career Statistics**

Receiving	No.	Yds.	Avg.	TD	Lng
Freshman	3	11	3.7	0	6

Punt Returns	No.	Yds.	Avg.	TD	Lng
Freshman	3	8	2.7	0	8

**94 - - Riley McMinn**

**Defensive End**  
6-7, 265, Junior  
Rochester, Ill. (Rochester HS)

**2014** -- Listed as second team right defensive end following spring practice.

**2013** -- Played in just one game after missing majority of season due to injury ... saw only action of the season in 38-14 win at Purdue, but had no statistics as defense allowed just 53 net rushing yards.

**2012** -- Saw action in six games, recording two solo tackles and two assists ... missed first part of the season and final five games due to injury ... saw first action of career in 9-6 loss to Iowa State, recording one assisted tackle ... saw action in 31-13 win over Minnesota as defense allowed just 299 yards total offense and collected four turnovers ... recorded one solo tackle and one assist vs. Minnesota ... saw action in 38-14 loss to Penn State, recording one solo tackle ... saw action vs. Northern Iowa, Central Michigan and Michigan State, but had no statistics ... did not see action vs. Northwestern, Indiana, Purdue, Michigan and Nebraska due to injury.

**2011 Honors** -- Team Leader Award, Defense ... **2011** -- Redshirted.

**High school honors** -- First team Chicago Tribune all-state, second team Chicago Sun Times all-state and first team all-state selection as a senior ... three-time first team all-conference honoree ... **Career** -- three-year starter, finishing with 196 tackles, 28.5 QB sacks, 33 tackles for loss and three blocked punts ... led team to a three playoff appearances and a 33-4 record during three-year prep career ... guided team to 2010 state title, finishing with a perfect 14-0 record ... team captain as a junior and senior ... compiled 49 tackles and 5.5 QB sacks as a sophomore ... recorded 67 tackles, 10 QB sacks, 16 tackles for loss and three blocked punts as a junior ... totaled 80 tackles, 17 tackles for loss and 13 QB sacks as a senior.

**Personal** -- Born 7/7/92 ... communications studies major ... named to pre Honor Roll all four years, finishing with a 4.0 GPA ... academic all-conference selection ... member of National Honor Society and Spanish National Honor Society ... parents are Janet and Drew McMinn ... high school coach was Derek Leonard.

**McMinn's Career Bests**

Tackles: 2 vs. Minnesota, 9/29/12  
Solos: 1, twice, last vs. Penn State, 10/20/12  
Assists: 1 vs. Minnesota, 9/29/12



### McMinn's Game-By-Game Defensive Stats

2012	Solo-Ast.	2013	Solo-Ast.
NIU (n)	DNP	N. Illinois	Inj
ISU	0-1	MO State	Inj
UNI	0-0	at Iowa State	Inj
CMU	0-0	W. Michigan	Inj
Minn.	1-1	at Minn.	Inj
at MSU	0-0	MSU	Inj
PSU	1-0	at OSU	Inj
at N'western	Inj.	N'western	DNP
at Indiana	Inj.	Wisconsin	DNP
Purdue	Inj.	at Purdue	0-0
at Michigan	Inj.	Michigan	DNP
Nebraska	Inj.	at Nebraska	DNP
<b>Totals</b>	<b>2-2</b>	<b>Totals</b>	<b>0-0</b>

### McMinn's Career Statistics

Defense	Solo	Ast.	Total	T/Loss	Sacks	In-Yd.	QBH	FF	RF
Freshman	2	2	4	0/0	0/0	0-0	0	0	0
Sophomore	0	0	0	0/0	0/0	0-0	0	0	0
<b>Career</b>	<b>2</b>	<b>2</b>	<b>4</b>	<b>0/0</b>	<b>0/0</b>	<b>0-0</b>	<b>0</b>	<b>0</b>	<b>0</b>



### 34 - - \*Nate Meier (MYER)

#### Defensive End

6-2, 244, Junior

Tabor, Iowa (Fremont-Mills HS)

**Hawk Item** -- Moved from linebacker to defensive end for 2013 spring practice ... one of seven true freshmen to see action in 2012.

**2014** -- Listed as second team left defensive end following spring practice.

**2013** -- Saw action in all 13 games, recording three solo tackles and two assists, including one QB sack and one QB pressure ... saw limited action in 30-27 opening loss to

Northern Illinois, recording one assisted tackle ... saw action in 59-3 win over Western Michigan, recording one QB pressure as defense allowed just 209 yards total offense ... saw action in 23-7 win at Minnesota, recording one solo tackle, a QB sack, as defense allowed just 165 yards total offense and 30 net rushing yards ... saw action in 26-14 loss to Michigan State, recording one assisted tackle ... saw action in 34-24 loss at Ohio State, recording one solo tackle ... saw action in 38-14 win at Purdue, recording one solo tackle as defense allowed just 53 net rushing yards ... saw action vs. Missouri State, Iowa State, Northwestern, Wisconsin, Michigan, Nebraska and LSU, but had no statistics.

**2012** -- Saw only action of the season in 32-31 loss to Central Michigan, recording one solo tackle on special teams.

**High school honors** -- Named eight-man Player of the Year as a senior ... first team all-state running back as a junior and senior, and captain of all-state team as a senior ... first team all-district as defensive lineman for four years and all-district running back last two seasons ... **Career** -- led team to state title as a senior and to semifinals as a junior ... team captain as a senior ... rushed 176 times for 2,494 yards and 57 touchdowns as a senior ... scored 61 total touchdowns in final season ... also collected 112 tackles on defense, including 34 tackles for loss, 12 sacks and two interceptions ... rushed 189 times for 1,674 yards and 30 touchdowns as a junior, while recording 126 tackles, 29 tackles for loss and three fumble recoveries ... gained 590 yards on 123 carries as a sophomore, while scoring eight touchdowns ... also collected 115 tackles, including 13 tackles for loss, as a sophomore ... recorded 119 tackles as a freshman, including eight tackles for loss.

**Personal** -- Born 7/18/94 ... pre-business major ... parents are Pixie and Rod Meier ... high school coach was Jerry Christiansen.

### Meier's Game-By-Game Defensive Stats


2012	Solo-Ast.	2013	Solo-Ast.
NIU (n)	DNP	N. Illinois	0-1
IA State	DNP	MO State	0-0
UNI	DNP	at IA State	0-0
CMU	1-0	W. Michigan	0-0
Minn.	DNP	at Minn.	1-0
at MSU	DNP	MSU	0-1
PSU	DNP	at OSU	1-0
at N'western	DNP	N'western	0-0
at Indiana	DNP	Wisconsin	0-0
Purdue	DNP	at Purdue	1-0
at Michigan	DNP	Michigan	0-0
Nebraska	DNP	at Nebraska	0-0
<b>Totals</b>	<b>1-0</b>	<b>Totals</b>	<b>3-2</b>

### Meier's Career Bests

Tackles:	1, six times, last at Purdue, 11/09/13
Solos:	1, four times, last at Purdue, 11/09/13
Assists:	1, twice, last vs. Michigan State, 10/05/13
QB Sacks:	1 at Minnesota, 9/28/13

### Meier's Career Statistics

Defense	Solo	Ast.	Total	T/Loss	Sacks	PBU	QBH	FF	RF
Freshman	1	0	1	0/0	0/0	0	0	0	0
Sophomore	3	2	5	1/6	1/6	0	1	0	0
<b>Career</b>	<b>4</b>	<b>2</b>	<b>6</b>	<b>1/6</b>	<b>1/6</b>	<b>0</b>	<b>1</b>	<b>0</b>	<b>0</b>



### 85 - - Derrick Mitchell, Jr.

#### Wide Receiver

6-1, 205, Redshirt Freshman

St. Louis, Missouri (Vashon HS)

**2014** -- Listed as third team wide receiver in three wide receiver set following spring practice.

**2013** -- Redshirted.

**High school honors** -- Selected to compete in Illinois vs. Missouri all-star game ... third team all-state as a senior ... first team all-conference and conference Athlete of the Year as a junior and senior ... **Career** -- played wide receiver, defensive back, quarterback and running back ... helped prep team advance to state playoffs as a senior ... totaled 712 rushing yards, 468 passing yards and 205 yards on KO returns while scoring 14 touchdowns as a senior ... scored 17 touchdowns as a junior, with 518 rushing yards, 277 receiving yards and 302 yards on KO returns ... collected 39 tackles, two interceptions and one fumble recovery as a junior ... as a sophomore had 17 receptions for 338 yards, while collecting 31 tackles on defense ... football team captain as a junior and senior ... also competed on varsity teams in basketball, baseball and track as sophomore, junior and senior.

**Personal** -- Born 8/18/95 ... open major ... father is Derrick Mitchell, Sr. ... member of Honor Roll all four years as a prep ... one of two players from St. Louis on Iowa roster ... high school coach was Reginald Ferguson.



### 52 - - Boone Myers

#### Offensive Line

6-5, 285, Redshirt Freshman

Webster City, Iowa (Webster City HS)

**2014** -- Listed as second team left offensive guard following spring practice.

**2013 Honors** -- Team Leader Award, offense ... **2013** -- redshirted after joining program as a walk-on.

**High school honors** -- Earned third team all-state honors as a senior ... first team all-conference for three straight seasons ... **Career** -- three-year letterman in football as tight end and defensive end ... selected to compete in

2013 Iowa Shrine Bowl, where he was named Defensive MVP for the North Squad ... helped prep team post 21-10 record over three seasons ... team captain as a senior ... also earned four letters in track, competing in field events, and three in basketball ... named first team all-conference in basketball as a senior.

**Personal** -- Born 12/11/94 ... environmental science major ... parents are Maechelle and Eric Myers ... high school coach was Bob Howard.



### 95 - - \*Drew Ott

#### Defensive Line

6-4, 270, Junior

Trumbull, Neb. (Giltner HS)

**Hawk-Item** -- One of four sophomores named to 2013 Leadership Group ... one of seven true freshmen to see action in 2012.

**2014** -- Listed as first team left defensive end following spring practice.

**2013 Honors** -- Academic All-Big Ten ... **2013** -- played in all 13 games, with 12 starts at defensive end ... recorded 50

tackles, including 22 solo stops and 28 assists ... totals include 6.5 tackles for loss and 2.5 QB sacks, while also collecting one forced fumble and four QB pressures ... started at defensive end in 30-27 opening loss to Northern Illinois ... recorded seven tackles in first career start, including one solo stop and six assists, along with a shared tackle for loss ... started at defensive end in 28-14 win over Missouri State, recording one solo tackle and one assist as defense allowed just 197 yards total offense ... started at defensive end in 27-21 win at Iowa State, recording two solo tackles, two assists and two QB pressures as defense allowed just 59 net rushing yards ... started at defensive end in

59-3 win over Western Michigan, recording two solo tackles and a forced fumble as defense allowed just 209 yards total offense . . . started at defensive end in 23-7 win at Minnesota, recording two assisted tackles, including a shared tackle for loss, as defense allowed just 165 yards total offense and 30 net rushing yards . . . started at defensive end in 26-14 loss to Michigan State, . . . recorded five tackles vs. MSU, including two solo tackles and three assists, along with one tackle for loss and two QB pressures . . . started at defensive end in 34-24 loss at Ohio State, recording two solo tackles and three assists . . . started at defensive end in 17-10 OT win over Northwestern . . . recorded career-best nine tackles vs. Northwestern, including four solo tackles and five assists, along with two tackles for loss and one QB sack . . . started at defensive end in 28-9 loss to Wisconsin, recording one solo tackle and one assist . . . started at defensive end in 38-14 win at Purdue as defense allowed just 53 net rushing yards . . . recorded three solo tackles and two assists at Purdue, including career-best 2.5 tackles for loss and 1.5 QB sacks . . . started at defensive end in 24-21 win over Michigan recording two solo tackles and one assist as defense allowed just 60 net rushing yards and 158 yards total offense . . . started at defensive end in 38-17 win at Nebraska as defense allowed just 89 net rushing yards . . . recorded four tackles at Nebraska, including two solo tackles and two assists.

**2012** -- Did not see action in first seven games . . . played in final five games, recording one solo tackle, two assists and one pass break-up . . . saw first action of career in 28-17 loss at Northwestern, but had no statistics . . . saw action in 24-21 loss at Indiana, recording one assisted tackle . . . saw action in 27-24 loss to Purdue, recording one assisted tackle and one pass break-up . . . saw action in 42-17 loss at Michigan, recording one solo tackle.

**High school honors** -- Nebraska Gatorade Player of the Year as a senior . . . named to Parade All-America team, the 21st Nebraska high school player to earn the distinction . . . earned first team all-state honors for three straight years after earning honorable mention recognition as a freshman . . . four-time first team all-district selection . . . **Career** -- helped prep team post 41-6 record over four years . . . team was state runner-up in 2009 and reached state semifinals in 2008 and 2010, before falling in quarterfinals in 2011 . . . holds school records for single season (211) and career tackles (626) . . . recorded 122 tackles as a senior, with two interceptions and two recovered fumbles . . . 52 receptions as a senior for 960 yards and 18 touchdowns, along with two rushing touchdowns and a passing touchdown . . . as a junior recorded 136 tackles and one interception, along with 31 receptions for 513 yards and eight touchdowns . . . school-record 211 tackles as a sophomore, with four interceptions and two fumble recoveries . . . 39 receptions for 480 yards and 10 touchdowns as a sophomore . . . as a freshman had 15 receptions for 126 yards and 157 tackles . . . team captain as a junior and senior . . . four-year football letterman while playing tight end, offensive line, quarterback, linebacker and defensive end . . . also earned four letters in basketball and track.

**Personal** -- Born 6/26/93 . . . health and human physiology major . . . named "Mr. Football" on Nebraska Academic All-State team . . . member of National Honor Society . . . parents are Sheree and Dan Ott . . . high school coach was Jeff Ashby.

#### Ott's Career Bests

Tackles: \_\_\_\_\_ 9 vs. Northwestern, 10/26/13  
 Solos: \_\_\_\_\_ 4 vs. Northwestern, 10/26/13  
 Assists: \_\_\_\_\_ 6 vs. Northern Illinois, 8/31/13  
 Tackles for Loss: \_\_\_\_\_ 2.5 at Purdue, 11/09/13  
 QB Sacks: \_\_\_\_\_ 1.5 at Purdue, 11/09/13  
 Forced Fumble: \_\_\_\_\_ 1 vs. Western Michigan, 9/21/13

#### Ott's Game-By-Game Defensive Stats

2012	Solo-Ast.	2013	Solo-Ast.
NIU (n)	DNP	N. Illinois	1-6
IA State	DNP	MO State	1-1
UNI	DNP	at IA State	2-2
CMU	DNP	W. Michigan	2-0
Minn.	DNP	at Minn.	0-2
at MSU	DNP	MSU	2-3
PSU	DNP	at OSU	2-3
at N'western	0-0	N'western	4-5
at Indiana	0-1	Wisconsin	1-1
Purdue	0-1	at Purdue	3-2
at Michigan	1-0	Michigan	2-1
Nebraska	0-0	at Nebraska	2-2
<b>Totals</b>	<b>1-2</b>	LSU (n)	0-0
		<b>Totals</b>	<b>22-28</b>

#### Ott's Career Statistics

Defense	Solo	Ast.	Total	T/Loss	Sacks	PBU	QBH	FF	RF
Freshman	1	2	3	0/0	0/0	1	0	0	0
Sophomore	22	28	50	6.5/11	2.5/5	0	4	1	0
<b>Career</b>	<b>23</b>	<b>30</b>	<b>53</b>	<b>6.5/11</b>	<b>2.5/5</b>	<b>1</b>	<b>4</b>	<b>1</b>	<b>0</b>



## 10 - Jonathan Parker

Running Back

5-8, 180, Redshirt Freshman

St. Louis, Missouri (Christian Brothers HS)

**2014** -- Not listed on depth chart following spring practice.

**2013** -- Redshirted.

**High school honors** -- Second team all-conference, all-metro and all-state as a senior . . . second team all-conference as a junior . . . Named Special Teams Player of the Year as sophomore and senior . . . **Career** -- played running back, wide receiver and linebacker, as well as returning kicks . . . helped prep team reach state playoffs for three seasons,

posting a 24-2 record his final two years . . . team posted undefeated record in conference play for three straight seasons . . . rushed 162 times for 1,111 yards and 18 touchdowns as a senior, along with 16 receptions for 213 yards and one score . . . rushed 125 times for 982 yards and 10 touchdowns as a junior, with 10 receptions for 264 yards and two touchdowns . . . as a sophomore had 83 rushing attempts for 600 yards and eight touchdowns, with two receptions for 35 yards . . . career KO return totals include 18 returns for 555 yards (30.8 average) and two touchdowns . . . team captain as a senior . . . also competed in basketball and track.

**Personal** -- Born 3/01/95 . . . business major . . . mother is Shirley Wilson . . . one of two players from St. Louis on Iowa roster . . . high school coach was Scott Pingel.



## 92 - Peter Pekar

Tight End

6-4, 235, Redshirt Freshman

Greendale, Wisconsin (Greendale HS)

**2014** -- Not listed on depth chart following spring practice.

**2013** -- Redshirted after joining program as a walk-on.

**High school honors** -- Earned first team all-state honors as a senior . . . first team all-conference and all-suburban on both offense and defense as a junior and senior . . . first team all-conference on defense as a sophomore . . . **Career** -- helped prep team post three-year record of 27-6 while reaching state playoffs three straight years . . . team captain as a senior . . . recorded 650 receiving yards and six touchdowns as a senior, along with 98 tackles and three interceptions on defense . . . as a junior totaled 750 receiving yards and five touchdowns, while recording 104 tackles on defense . . . collected 55 tackles on defense as a sophomore, with four interceptions and one touchdown . . . three-year football letterman as tight end and linebacker . . . also two-year letterman in basketball.

**Personal** -- Born 11/08/94 . . . business major . . . parents are Lisa and James Pekar . . . member of high Honor Roll throughout prep career . . . his father, James, also played football at Iowa . . . high school coach was Rob Stoltz.



## 39 - Travis Perry

Linebacker

6-3, 232, Junior

Urbandale, Iowa (Urbandale HS)

**2014** -- Listed as first team outside linebacker following spring practice.

**2013 honors** -- Team Hustle Award, Special Teams . . . Academic All-Big Ten . . . **2013** -- Saw action in all 13 games, recording five solo tackles and five assists . . . saw action in 59-3 win over Western Michigan, recording career-best three assisted tackles as defense allowed just 209 yards total offense . . . saw action in 26-14 loss to Michigan State,

recording one assisted tackle . . . saw action in 34-24 loss at Ohio State, recording one solo tackle . . . saw action in 17-10 OT win over Northwestern, recording one assisted tackle . . . saw action in 38-14 win at Purdue, recording career-best two solo tackles as defense allowed just 53 net rushing yards . . . saw action in 38-17 win at Nebraska, recording one solo tackle as defense allowed just 89 net rushing yards . . . saw action in 21-14 Outback Bowl loss to LSU, recording one solo tackle . . . saw action vs. Northern Illinois, Missouri State, Iowa State, Minnesota, Wisconsin, Michigan, but had no statistics.

**2012 Honors** -- Academic All-Big Ten . . . **2012** -- saw action in 11 games, including one start . . . recorded two solo tackles and two assists . . . saw first action of career on special teams in 18-17 win over Northern Illinois, but had no statistics . . . saw action in 38-14 loss to Penn State, recording one assisted tackle for first career tackle . . . saw action in 27-24 loss to Purdue, recording one solo tackle . . . started for the first time in his career at outside linebacker in 42-17 loss at Michigan, recording one solo tackle . . . saw action in 13-7 loss to Nebraska, recording one assisted tackle . . . saw action vs. Iowa State, Northern Iowa, Central Michigan, Minnesota, Michigan State, but had no statistics . . . saw action in 28-17 loss at Northwestern, Indiana, but had no statistics.

**2011** -- Redshirted after joining the team as a walk-on.

**High school honors** -- Earned first team all-state honors as a senior and third team honors as a junior . . . named first team all-conference as a junior and sophomore after being named honorable mention as a freshman . . . **Career** -- earned four letters in football as defensive back and wide receiver, helping team advance to state playoffs as a junior and senior . . . team captain as a junior and senior . . . missed first half of senior season due to injury before rushing 47 times for 182 yards and three touchdowns . . . had 13 receptions for 123 yards and two scores . . . on defense recorded 60 tackles . . . had 24 receptions for 333 yards and four touchdowns as a junior, along with 64 tackles and two interceptions on defense . . . had four punt returns for 88 yards as a senior and 13 punt returns for 133 yards as a junior . . . recorded 47 tackles and two interceptions as a sophomore . . . also earned four letters in basketball, earning first team all-conference and second team all-state recognition.

**Personal** -- Born 7/01/92 . . . communications studies major . . . earned academic all-conference honors . . . four-year member of prep Honor Roll and member of National Honor Society . . . parents are Jean and Russ Perry . . . one of three players from Urbandale on Iowa roster . . . attended same high school as LB Chad Gilson . . . high school coach was Sam Anderson.

### Perry's Career Bests

Tackles: \_\_\_\_\_ 3 vs. Western Michigan, 9/21/13  
 Solos: \_\_\_\_\_ 2 at Purdue, 11/09/13  
 Assists: \_\_\_\_\_ 3 vs. Western Michigan, 9/21/13

### Perry's Game-By-Game Defensive Stats

2012	Solo-Ast.	2013	Solo-Ast.
NIU (n)	0-0	N. Illinois	0-0
IA State	0-0	MO State	0-0
UNI	0-0	at IA State	0-0
CMU	0-0	W. Michigan	0-3
Minn.	0-0	at Minn.	0-0
at MSU	0-0	MSU	0-1
PSU	0-1	at OSU	1-0
at N'western	0-0	N'western	0-1
at Indiana	0-0	Wisconsin	0-0
Purdue	1-0	at Purdue	2-0
at Michigan	1-0	Michigan	0-0
Nebraska	0-1	at Nebraska	1-0
<b>Totals</b>	<b>2-2</b>	LSU (n)	1-0
		<b>Totals</b>	<b>5-5</b>

### Perry's Career Statistics

Defense	Solo	Ast.	Total	T/Loss	In-Yd.	PBU	FF	RF
Freshman	2	2	4	0/0	0-0	0	0	0
Sophomore	5	5	10	0/0	0-0	0	0	0
<b>Career</b>	<b>7</b>	<b>7</b>	<b>14</b>	<b>0/0</b>	<b>0-0</b>	<b>0</b>	<b>0</b>	<b>0</b>



## 42 -- \*Macon Plewa (PLEV-uh)

Fullback

6-2, 236, Junior

Franklin, Wis. (Franklin HS)

**Hawk-Item** -- Moved from linebacker to fullback prior to 2013 spring practice.

**2014** -- Listed as second team fullback following spring practice.

**2013** -- Saw action in 11 games . . . one rushing attempt for seven yards, three receptions for 21 yards and two KO returns for 41 yards . . . saw action in 28-14 win over Missouri State, recording one pass reception for seven yards as offense gained 491 yards total offense . . . saw action in 59-3 win over Western Michigan, recording one KO return for 36 yards as offense gained 446 yards total offense and rushed for over 200 yards in fourth straight game . . . saw action in 26-14 loss to Michigan State, had no offensive stats and recorded one assisted tackle . . . saw action in 34-24 loss at Ohio State, recording one pass reception for 12 yards . . . saw action in 17-10 OT win over Northwestern, recording one pass reception for two yards . . . saw action in 38-14 win at Purdue as offense rushed for 318 yards and gained 509 yards total offense . . . first career rushing attempt for seven yards and one KO return for five yards in win at Purdue . . . did not see action vs. Michigan or Nebraska due to injury . . . saw action vs. Northern Illinois, Iowa State, Minnesota, Wisconsin and LSU, but had no statistics.

**2012** -- Saw action in two games, but had no statistics . . . saw first action of career in 31-13 win over Minnesota, but had no statistics . . . saw action on special teams in 19-16 win at Michigan State, but had no statistics.

**2011** -- Redshirted after joining the team as a walk-on.

**High school honors** -- Named third team all-state as a senior . . . named conference defensive Player of the Year as a senior . . . first team all-conference as a junior and senior after earning second team honors as a sophomore . . . **Career** -- helped prep team advance to state semi-finals as a junior and senior and quarter-finals as a sophomore . . . team captain as a junior and senior . . . earned three letters in football as linebacker

and tight end and three letters in basketball . . . recorded 135 tackles, including 52 solo stops, as a senior, along with four QB sacks, 11 tackles for loss and three interceptions . . . on offense had 11 receptions and scored five touchdowns . . . recorded 112 tackles as a junior, including 43 solo stops and four interceptions . . . collected 96 tackles and two interceptions as a sophomore.

**Personal** -- Born 9/15/92 . . . leisure studies/pre-law major . . . earned Scholar Athlete award and was member of National Honor Society as a prep . . . parents are Mary and John Plewa . . . high school coach was Louis Brown.

### Plewa's Career Rushing Bests

Attempts: \_\_\_\_\_ 1 at Purdue, 11/09/13  
 Yards: \_\_\_\_\_ 7 at Purdue, 11/09/13  
 Long: \_\_\_\_\_ 7 at Purdue, 11/09/13

### Plewa's Career Receiving Bests

Number: \_\_\_\_\_ 1, three times, last vs. Northwestern, 10/26/13  
 Yards: \_\_\_\_\_ 12 at Ohio State, 10/19/13  
 Long: \_\_\_\_\_ 12 at Ohio State, 10/19/13

### Plewa's Career KO Return Bests

Number: \_\_\_\_\_ 1, twice, last at Purdue, 11/09/13  
 Yards: \_\_\_\_\_ 36 vs. Western Michigan, 9/21/13  
 Long: \_\_\_\_\_ 36 vs. Western Michigan, 9/21/13

### Plewa's 2013 Game-By-Game Stats

Rushing	No.	Yds.	TD	Lng	Receiving	No.	Yds.	TD	Lng
N. Illinois	0	0	0	---	N. Illinois	0	0	0	---
MO State	0	0	0	---	MO State	1	7	0	7
at IA State	0	0	0	---	at IA State	0	0	0	---
W. Michigan	0	0	0	---	W. Michigan	0	0	0	---
at Minn.	0	0	0	---	at Minn.	0	0	0	---
MSU	0	0	0	---	MSU	0	0	0	---
at OSU	0	0	0	---	at OSU	1	12	0	12
N'western	0	0	0	---	N'western	1	2	0	2
Wisconsin	0	0	0	---	Wisconsin	0	0	0	---
at Purdue	1	7	0	7	at Purdue	0	0	0	---
Michigan	Inj				Michigan	Inj.			
at Nebraska	Inj				at Nebraska	Inj.			
LSU (n)	0	0	0	---	LSU (n)	0	0	0	---
<b>Totals</b>	<b>1</b>	<b>7</b>	<b>0</b>	<b>0</b>	<b>Totals</b>	<b>3</b>	<b>21</b>	<b>0</b>	<b>12</b>

### KO Returns

N. Illinois	0	0	0	---
MO State	0	0	0	---
at IA State	0	0	0	---
W. Michigan	1	36	0	36
at Minn.	0	0	0	---
MSU	0	0	0	---
at OSU	0	0	0	---
N'western	0	0	0	---
Wisconsin	0	0	0	---
at Purdue	1	5	0	5
Michigan	Inj			
at Nebraska	Inj.			
LSU (n)	0	0	0	---
<b>Totals</b>	<b>2</b>	<b>41</b>	<b>0</b>	<b>36</b>

### Plewa's Career Statistics

Rushing	No.	Yds.	Avg.	TD	Lng
Freshman	0	0	---	0	---
Sophomore	1	7	7.0	0	7
<b>Career</b>	<b>1</b>	<b>7</b>	<b>7.0</b>	<b>0</b>	<b>7</b>
Receiving	No.	Yds.	Avg.	TD	Lng
Freshman	0	0	---	0	---
Sophomore	3	21	7.0	0	12
<b>Career</b>	<b>3</b>	<b>21</b>	<b>7.0</b>	<b>0</b>	<b>12</b>
KO Returns	No.	Yds.	Avg.	TD	Lng
Freshman	0	0	0.0	0	---
Sophomore	2	41	20.5	0	36
<b>Career</b>	<b>2</b>	<b>41</b>	<b>20.5</b>	<b>0</b>	<b>36</b>



**22 - \*Damond Powell (DAY-mun)**

Wide Receiver  
5-11, 180, Senior  
Toledo, Ohio (Rogers HS)  
Snow, Utah CC

**2014** -- Listed as second team wide receiver in three wide receiver set following spring practice.

**2013** -- Saw action in all 13 games, recording 12 receptions for 291 yards and two touchdowns... saw first career action in 30-27 opening loss to Northern Illinois, recording one reception for 49 yards... saw action in 28-14 win over Missouri State, with one rushing attempt for two yards as offense gained 491 yards total offense... saw action in 59-3 win over Western Michigan as offense gained 446 yards total offense and rushed for over 200 yards in fourth straight game... recorded two receptions for 83 yards in win over WMU, including first career score on 29-yard reception in third quarter... also had 54 yard reception to lead team in receiving yards... saw action in 23-9 win at Minnesota as offense gained 464 yards total offense and rushed for over 200 yards in fifth straight outing... 74-yard scoring reception at Minnesota gave Iowa 17-0 advantage late in the first half... saw action in 26-14 loss to Michigan State, recording two receptions for 19 yards... saw action in 34-24 loss at Ohio State, recording two receptions for 16 yards... saw action in 17-10 OT win over Northwestern, recording one reception for seven yards... saw action in 28-9 loss to Wisconsin... led team with three receptions for 43 yards vs. Badgers, with a long of 38 yards... saw action in 24-21 win over Michigan, recording one rushing attempt for seven yards as offense gained 407 yards total offense... saw action vs. Iowa State, Purdue, Nebraska and LSU, but had no statistics.

**Junior College** -- Attended Snow Community College in Ephraim, Utah... helped team post 11-1 overall record as a sophomore and No. 2 national ranking... honorable mention all-America and All-WSFL as a sophomore... 41 receptions for 1,231 yards and 14 touchdowns as a sophomore... led the nation in yards per reception (30.0) and ranked third in yards per game (102.6)... junior college coach was Tyler Hughes.

**High school honors** -- Named second team all-district and first team all-city as a senior... **Career** -- earned three letters as wide receiver... team captain as a senior... helped prep team reach state playoffs while posting a 9-3 record as a junior... also lettered in basketball (four) and track (two)... three-year basketball team captain... as a senior led team to Final Four in state tournament, earning Mr. Basketball honors for the state of Ohio.

**Personal** -- Born 10/31/92... business major... parents are Nikita and Damond Powell, Sr.... high school coach was Rick Rios.

**Powell's Career Receiving Bests**

Catches: \_\_\_\_\_ 3 vs. Wisconsin, 11/02/13  
Yards: \_\_\_\_\_ 83 vs. Western Michigan, 9/21/13  
Touchdowns: \_\_\_\_\_ 1, twice, last at Minnesota, 9/28/13  
Long: \_\_\_\_\_ 74 at Minnesota, 9/28/13

**Powell's 2013 Game-by-Game Stats**

Receiving	No.	Yds.	TD	Lng	Rushing	No.	Yds.	TD	Lng
N. Illinois	1	49	0	49	N. Illinois	0	0	0	---
MO State	0	0	0	---	MO State	1	2	0	2
at IA State	0	0	0	---	at IA State	0	0	0	---
W. Michigan	2	83	1	54	W. Michigan	0	0	0	---
at Minn.	1	74	1	74	at Minn.	0	0	0	---
MSU	2	19	0	13	MSU	0	0	0	---
at OSU	2	16	0	9	at OSU	0	0	0	---
N'western	1	7	0	7	N'western	0	0	0	---
Wisconsin	3	43	0	38	Wisconsin	0	0	0	---
at Purdue	0	0	0	---	at Purdue	0	0	0	---
Michigan	0	0	0	---	Michigan	1	7	0	7
at Nebraska	0	0	0	---	at Nebraska	0	0	0	---
LSU (n)	0	0	0	---	LSU (n)	0	0	0	---
<b>Totals</b>	<b>12</b>	<b>291</b>	<b>2</b>	<b>74</b>	<b>Totals</b>	<b>2</b>	<b>9</b>	<b>0</b>	<b>7</b>

**Powell's Career Statistics**

Receiving	No.	Yds.	Avg.	TD	Lng
Junior	12	291	24.2	2	54

Rushing	No.	Yds.	Avg.	TD	Lng
Junior	2	9	4.5	0	7

**87 - Wil Rathjen**

Defensive Line  
6-3, 280, Senior  
Durant, Iowa (Durant HS)  
Iowa Central CC

**2014** -- Not listed on depth chart following spring practice.


**2013** -- Did not see any game action.

**2012 Honors** -- Team Leader Award, defense... **2012** -- redshirted after joining the team as a walk-on.

**Junior College** -- played at Iowa Central Community College... team captain while earning all-conference and all-region special mention... earned all-academic recognition... junior college coach was Kevin Twait.

**High school honors** -- First team all-conference, all-district and all-area as a senior... second team all-conference as a junior... **Career** -- earned three letters as offensive and defensive lineman... team captain... also earned three letters in wrestling, placing sixth at state wrestling tournament as a senior.

**Personal** -- Born 4/05/92... leisure studies/pre-law major... parents are Andrea Shaffer and Mark Rathjen... high school coach was Barry Bower.

**2 - Malik Rucker (muh-LEEK)**

Defensive Back  
6-0, 175, Redshirt Freshman  
Minneapolis, Minnesota (Robbinsdale Cooper HS)

**2014** -- Listed as second team right cornerback following spring practice.

**2013 Honors** -- Team Leader Award, Special Teams... **2013** -- redshirted.

**High school honors** -- Earned first team all-conference and all-metro honors, as well as being named conference defensive MVP as a senior... first team all-conference and all-metro as a junior... honorable mention all-conference as a sophomore... **Career** -- three-year letterman as defensive back and receiver, while also returning kicks and punts... helped prep team post 9-3 record as team captain as a senior after reaching playoffs as a junior... recorded 83 tackles as a senior, including 60 solo stops... forced five fumbles and had three interceptions, scoring one touchdown... as wide receiver had six receptions for 157 yards and two scores... also recorded 83 tackles as a junior, with two forced fumbles and two interceptions... had one punt return for a score... recorded 20 tackles as a sophomore... also competed in basketball and track.

**Personal** -- Born 6/25/95... pre-business major... parents are Chanda Smith Baker and Charles Rucker... high school coach was Willie Howard.

**15 - Jake Rudock (ROO-doc)**

Quarterback  
6-3, 208, Junior  
Weston, Fla. (St. Thomas Aquinas HS)

**Hawk-Item** -- One of three FBS players since 2008 to pass and rush for four-plus touchdowns in their first four career games (Robert Griffin III, 2008; Johnny Manziel, 2012; Jake Rudock, 2013)... ranked fifth in the Big Ten in total offense (208.7) and sixth in passing yards per game (190.1)... 85-yard scoring pass at Ohio State ranks as ninth longest in school history... one of three juniors named to 2014 Leadership Group... one of four sophomores named to 2013 Leadership Group... one of three redshirt freshmen named to 2012 Leadership Group.

**2014** -- Listed as first team quarterback following spring practice.

**2013 Honors** -- Coaches Appreciation Award, Offense... Academic All-Big Ten... named to CoSIDA/Capital One District VI Academic All-America team... **2013** -- started all 13 games... completed 204-346 pass attempts for 2,383 yards and 18 touchdowns, with 13 interceptions... also rushed for 218 yards and five touchdowns on 67 attempts... started at quarterback for first career action in 30-27 opening loss to Northern Illinois... played every offensive down vs. NIU while completing 21-37 attempts for 256 yards and one touchdown, with two interceptions... also had four rushing attempts for 20 yards, scoring on a six-yard run in the second quarter... started at quarterback and played every offensive down in 28-14 win over Missouri State as offense gained 491 yards total offense... completed 19-28 pass attempts for 193 yards, with one interception... also rushed seven times for 33 yards, scoring on runs of 6 and 2 yards for Iowa's first and final touchdowns... started at quarterback and played every offensive down in 27-21 win at Iowa State... completed 14-23 pass attempts for 160 yards and two touchdowns, with no interceptions... also rushed eight times for 10 yards and

one touchdown ... completed 5-yard scoring pass for 7-0 Iowa lead in second quarter and completed 26-yard scoring strike for 20-7 advantage in the third quarter ... rushed for one-yard touchdown in fourth quarter to give Iowa 27-7 advantage ... started at quarterback in 59-3 win over Western Michigan as offense gained 446 yards and rushed for over 200 yards in fourth straight game ... completed 10-15 pass attempts for 134 yards and two touchdowns, with no interceptions, while rushing four times for 30 yards ... scoring strikes covered 21 and 29 yards ... started at quarterback and played every offensive down in 23-7 win at Minnesota as offense gained 464 yards total offense and rushed for over 200 yards in fifth straight outing ... completed 15-25 pass attempts for 218 yards and one touchdown, with one interception ... also rushed five times for 35 yards and a touchdowns ... scored on a four-yard run in the second quarter for 10-0 advantage and added 74-yard scoring toss later in the period for 17-0 advantage at halftime ... started at quarterback and played every offensive down in 26-14 loss to Michigan State ... completed career-best 26-46 pass attempts for 241 yards and two touchdowns, with two interceptions ... three rushing attempts for 11 yards vs. MSU as well ... touchdown passes covered 47 and 10 yards ... started at quarterback and played every offensive down in 34-24 loss at Ohio State ... completed 19-34 attempts for 245 yards and three touchdowns, with one interception, at OSU, while rushing three times for eight yards ... scoring passes covered 2, 6 and 85 yards, with the 85-yarder ranking as ninth longest scoring pass in school history ... started at quarterback and played every offensive down in 17-10 OT win over Northwestern ... completed 19-27 attempts for 169 yards and a touchdown, with one interception vs. Northwestern, while rushing seven times for 22 yards ... completed 14-yard pass on first down and eight-yard touchdown pass on third down as Iowa scored only points in overtime period ... started at quarterback in 28-9 loss to Wisconsin, before leaving game in third quarter due to injury ... completed 12-24 passes for 109 yards, with one interception, and gained 18 yards on four rushing attempts before injury ... started at quarterback in 38-14 win at Purdue as offense rushed for 318 yards and gained 509 yards total offense ... completed 12-20 pass attempts for 191 yards and two touchdowns, with no interceptions, while also netting one rushing yard on four attempts ... scoring strikes covered 22 and three yards ... started at quarterback and played every offensive down in 24-21 win over Michigan ... completed 19-30 pass attempts for 239 yards and two touchdowns, with three interceptions ... also rushed six times for 22 yards ... scoring strikes covered five yards in first quarter and 55 yards in third quarter as Iowa rallied from 7-0 and 21-7 deficits ... started at quarterback in 38-17 win at Nebraska ... completed 9-15 pass attempts for 126 yards and two touchdowns at Nebraska, with no interceptions, and also rushed seven times for 13 yards before leaving game late in third period due to injury ... scoring strikes covered 10 yards in the first period and 24 yards in the third period ... started at quarterback in 21-14 Outback Bowl loss to LSU ... completed 9-22 pass attempts for 102 yards, with one interception, and rushed five times for minus-five yards before leaving game in third quarter.

**2012** -- Did not see any game action.

**2011** -- Redshirted.

**High school honors** -- Named Broward County Player of the Year as a senior ... South Florida Player of the Year by *South Florida Sun-Sentinel* and Scion South Florida High School Football Show ... named to All-Southern USA team ... Old Spice USA Player of the Year by *USA Today* ... Offensive Player of the Year by Miami Herald ... first team all-county by South Florida Sun Sentinel and *Miami Herald* ... Player of the Year nominee as a junior and second team all-county by *South Florida Sun Sentinel* and Miami Herald ... three-time Player of the Week by *South Florida Sun-Sentinel* ... first team all-state by 4Quartersonline.com, FloridaHighSchoolFootball.com and SunState Football ... All-State Finals First team ... named team Most Valuable Player and St. Thomas Aquinas Most Athletic Award ... earned Bidwell Family Offensive Player of the Year Award from Brian Piccolo Chapter, National Football Foundation and College Football Hall of Fame ... **Career** -- led prep team to district, regional state and national championship as a senior with perfect 15-0 record ... team earned district and regional titles with 14-1 record as a junior ... team posted 15-0 mark as a sophomore, earning district, regional, state and national championship ... team posted 14-1 record as a freshman, earning district, regional and state titles ... holds single game school records for passing yards (333) and touchdowns (5) ... holds single season school records for passing yards (2,827), touchdown passes (36), pass completions (157), pass attempts (242), completion percentage (65%) and efficiency rating (210%) ... holds career records for total yards (5,082), touchdown passes (73), completions (301), attempts (467), completion percentage (64%), efficiency rating (200%), wins as starting quarterback (31), state championships (3) and national titles (2) ... completed 157-242 pass attempts for 2,827 yards and 36 touchdowns, with three interceptions as a senior ... completed 15-20 passes for 333 yards and four touchdowns in nationally televised contest ... as a junior completed 128-197 attempts for 1,945 yards and 34 touchdowns, with five interceptions ... team captain ... earned four letters in football and three in baseball, playing shortstop and first base ... named to all-district first team in baseball as a senior ... additional baseball awards as a senior include Team Scholar Athlete Award, Gold Glove Award and team Most Valuable Player ... member of youth baseball team that twice won both Florida and national titles.

**Personal** -- Born 1/21/93 ... microbiology/pre-med major ... Principle Honors, 2007-11 ... National Honor Society, 2009-11 ... 2010 United States Marine Corps honor ... Courage and Commitment Award ... 2010 Florida High School Athletic Association Orange Bowl Committee Scholar Athlete Award ... 2010-11 Brian Piccolo Chapter National Football Foundation Scholar Athlete Award ... Miami Herald Scholar Athlete Award ... one of two players from Weston on Iowa roster ... parents are Kathy and Bob Rudock ... high school coach was George Smith.

### Rudock's Career Passing Bests

Completions: \_\_\_\_\_ 26 vs. Michigan State, 10/05/13  
Attempts: \_\_\_\_\_ 46 vs. Michigan State, 10/05/13  
Yards: \_\_\_\_\_ 256 vs. Northern Illinois, 8/31/13  
Touchdowns: \_\_\_\_\_ 3 at Ohio State, 10/19/13  
Long: \_\_\_\_\_ 85 at Ohio State, 10/19/13

### Rudock's Career Rushing Bests

Attempts: \_\_\_\_\_ 8 at Iowa State, 9/14/13  
Yards: \_\_\_\_\_ 35 at Minnesota, 9/28/13  
Touchdowns: \_\_\_\_\_ 2 vs. Missouri State, 9/07/13  
Long: \_\_\_\_\_ 31 vs. Western Michigan, 9/21/13

### Rudock's 2013 Game-By-Game Stats

Passing	Com.	At.	Yds.	TD	Int.	Lng	Rushing	No.	Yds.	TD	Lng
NIU (n)	21	37	256	1	2	53	N. Illinois	4	20	1	9
MO State	19	28	193	0	1	47	MO State	7	33	2	14
at IA State	14	23	160	2	0	26	at IA State	8	10	1	7
W. Michigan	10	15	124	2	0	29	W. Michigan	4	30	0	31
at Minn.	15	25	218	1	1	74	at Minn.	5	35	1	22
MSU	26	46	241	2	2	47	MSU	3	11	0	7
at OSU	19	34	245	3	1	85	at OSU	3	8	0	3
N'western	19	27	169	1	1	21	N'western	7	22	0	8
Wisconsin	12	24	109	0	1	24	Wisconsin	4	18	0	7
at Purdue	12	20	191	2	0	35	at Purdue	4	1	0	8
Michigan	19	30	239	2	3	55	Michigan	6	22	0	19
at Nebraska	9	15	126	2	0	36	at Nebraska	7	13	0	8
LSU (n)	9	22	102	0	1	23	LSU (n)	5	-5	0	3
<b>Totals</b>	<b>204</b>	<b>346</b>	<b>2,383</b>	<b>18</b>	<b>13</b>	<b>85</b>	<b>Totals</b>	<b>67</b>	<b>218</b>	<b>5</b>	<b>31</b>

### Rudock's Career Statistics

Passing	Com.	At.	Pct.	Yds.	TD	Int.	Lng
Freshman	0	0	.000	0	0	0	---
Sophomore	204	346	.590	2,383	18	13	85
<b>Career</b>	<b>204</b>	<b>346</b>	<b>.590</b>	<b>2,383</b>	<b>18</b>	<b>13</b>	<b>85</b>

### Rushing

At.	Yds.	Avg.	TD	Lng
Freshman	0	0.0	0	---
Sophomore	67	218	3.3	5
<b>Career</b>	<b>67</b>	<b>218</b>	<b>3.3</b>	<b>5</b>



## 68 - - \*\*\*Brandon Scherff (SHAIRF)

### Offensive Line

**6-5, 320, Senior**  
**Denison, Iowa (Denison HS)**

**Hawk-Item** -- Started first seven games of season at left tackle in 2012 before injury in game seven ... missed remainder of season due to injury ... one of five seniors named to 2014 Leadership Group ... one of three juniors named to 2013 Leadership Group ... one of two sophomores named to 2012 Leadership Group ... only redshirt freshman named to 2011 Leadership Group.

**2014 Preseason Honors** -- Preseason second team All-America by Phil Steele and Athlon Sports ... preseason first team All-Big Ten by Athlon Sports, Phil Steele and Sporting News ... **2014** -- listed as first team left offensive tackle following spring practice.

**2013 Honors** -- Roy. J. Carver Most Valuable Player, Offense ... Team Hustle Award, Offense ... second team All-America by Football Writers Association of America, Phil Steele and College Sports Madness ... third team All-America by Athlon Sports and Lindy's ... first team All-Big Ten by league coaches ... first team All-Big Ten by Sporting News, Phil Steele and College Sports Madness ... second team all-Big Ten by league media ... second team All-Big Ten by Athlon Sports ... second team mid-season All-Big Ten by Phil Steele ... named honorable mention mid-season All-Big Ten by BTN.com ... **2013 Preseason Honors** -- named preseason second team all-Big Ten by College Sports Madness and third team by Athlon Sports and Phil Steele ... **2013** -- started at left tackle in all 13 games ... started at left tackle and played every offensive down in 30-27 opening loss to Northern Illinois as offense gained 458 yards total offense ... started at left tackle in 28-14 win over Missouri State as offense gained 491 yards total offense ... started at left tackle in 27-21 win over Iowa State as offense gained 378 yards total offense and rushed for over 200 yards in third straight outing ... started at left tackle in 59-3 win over Western Michigan as offense gained 446 yards total offense while rushing for over 200 yards in fourth straight game ... started at left tackle and played every offensive down in 23-7 win at Minnesota as offense gained 464 yards total offense and rushed for over 200 yards in fifth straight outing ... started at left tackle in 38-14 win at Purdue as offense rushed for 318 yards and gained 509 yards total offense ... started at left tackle and played every offensive down in 24-21 win over Michigan as offense gained 407 yards total offense ... started at left tackle and played every offensive down in win over Northwestern (17-10 OT), and losses at Ohio State (34-24) and Wisconsin (28-9) and LSU (21-14) ... started at left tackle in 38-17 win at Nebraska and 26-14 loss to Michigan State.

**2012 Preseason Honors** -- Fourth team preseason all-Big Ten by *Phil Steele's College Football* ... **2012** -- listed as first team left tackle following spring practice ... started at left tackle and played every offensive down vs. Northern Illinois, Iowa State, Michigan State ... started at left tackle and played every offensive down in 27-16 win over Northern Iowa as offense gained 429 yards total offense ... started at left tackle and played every offensive down in 32-31 loss to Central Michigan as offense gained 430 yards total offense ... started at left tackle and played every offensive down in 31-13 win over Minnesota as offense gained 374 yards total offense ... started at left tackle in 38-14 loss to Penn State ... suffered injury in first quarter vs. Penn State and did not play in final five games.

**2011** -- Named to Big Ten Conference all-Freshman team by BTN.com ... **2011** -- saw first action of career in 34-7 opening win over Tennessee Tech, playing left guard ... saw action at left guard in 31-27 win over Pittsburgh as offense gained 475 yards total offense ... saw action at left guard in 45-17 win over Louisiana-Monroe as offense gained 453 yards total offense and allowed no sacks ... saw action at left guard in 13-3 loss at Penn State ... saw action at left guard in 41-31 win over Northwestern as offense gained 379 yards total offense and allowed no QB sacks ... saw action in 45-24 win over Indiana as offense gained 456 yards total offense ... started at left guard for first career start in 22-21 loss at Minnesota as offense gained 446 yards total offense ... started at left guard in 24-16 win over 13th-ranked Michigan ... started at left guard in 37-21 loss to Michigan State ... saw action at left guard in 31-21 win at Purdue as offense gained 408 yards total offense ... saw action in 20-7 loss at Nebraska.

**2010** -- Redshirted.

**High school honors** -- Earned first team all-state honors on offense as a senior ... second team all-state on defense as a junior ... earned first team all-district honors on offense as a senior and on defense as a junior ... named *Sioux City Journal* Siouxland Male Athlete of the Year ... named Western Iowa Male Athlete of the Year by *Omaha World Herald* ... **Career** -- offensive and defensive lineman in final two seasons after playing quarterback as a sophomore ... collected 31 solo tackles and 51 assists with 16 tackles for loss as a senior ... had 200 receiving yards and five touchdown receptions as a junior, along with 30 solo tackles and 45 assists on defense ... passed for 1,200 yards as a sophomore ... team captain as a senior, helping team advance to state playoffs ... varsity letterman in baseball since freshman season, earning first team all-district, all-conference and all-state honors ... helped prep baseball team advance to state tournament as a junior ... also second team all-conference basketball selection as a junior and earned varsity letter in tennis as a freshman ... also competes in track, earning all-state recognition as well ... won state title in shot put as a sophomore, while placing third as a freshman and second as a junior ... placed second in shot put at Drake Relays as sophomore and junior ... holds school shot put record ... placed fifth in state meet as a junior in discus.

**Personal** -- Born 12/26/91 ... leisure studies major ... academic all-district in football ... parents are Cindy and Bob Scherff ... high school coach was Dave Wiebers.



### 77 - Reid Sealby

**Offensive Line**  
**6-4, 290, Sophomore**  
**Byron, Ill. (Byron HS)**

**2014** -- Not listed on depth chart following spring practice.

**2013** -- Did not see any game action.

**2012** -- Redshirted.

**High school honors** -- Earned first team all-conference honors as a junior and senior ... selected to compete in Illinois Shrine Game ... **Career** -- three-year letterman as offensive and defensive lineman, while also handling

long snaps on special teams ... football captain as a senior ... also lettered in wrestling (four) and track (one) ... state place-winner in wrestling.

**Personal** -- Born 11/22/93 ... English/secondary education major ... member of High Honor Roll ... earned Outstanding Academic Achievement Award for three years in both football and wrestling and one year in track ... parents are Jan and Randall Sealby ... high school coach was Mike Elsbury.



### 58 - Eric Simmons

**Offensive Line**  
**6-2, 295, Junior**  
**Madrid, Iowa (Madrid HS)**  
**Iowa Western CC**

**Hawk-Item** -- Enrolled in 2012 spring semester classes and participated in spring practice.

**2014** -- Listed as co-second team center following spring practice.

**2013** -- Saw action in two games in offensive line ... saw first action of career in 59-3 win over Western Michigan as offense gained 446 yards total offense while rushing for over 200 yards in fourth straight game ... saw action in 38-17 win at Nebraska.

**2012 Honors** -- Team Leader Award, offense ... **2012** -- redshirted.

**Junior college** -- Played one season at Iowa Western Community College ... earned first team all-conference honors in his only season ... earned academic all-region recognition ... junior college coach was Scott Strohmeier.

**High school honors** -- Earned first team all-state honors for three straight years ... was first team all-conference for three years after earning honorable mention recognition as a freshman ... named to All-Toyota of Des Moines team as a senior ... **Career** -- four-year letterman as offensive and defensive lineman and linebacker ... helped prep team reach state semifinals for three straight seasons before advancing to title game as a senior ... helped prep team compile 46-6 record over four seasons, establishing school record for four-year period ... team captain as a senior ... as a senior recorded 80 tackles, including seven tackles for loss and two fumble recoveries ... also earned four letters in track and baseball and three in basketball ... holds school (60-0) and conference records (58-11) in the shot put ... won Drake Relays title in the shot put.

**Personal** -- Born 8/26/92 ... pre-business major ... Presidential Scholar ... parents are Cherri and Steve Simmons ... high school coach was Randy Hinkel.



### 4 - Tevaun Smith (tae-VOHN)

**Wide Receiver**  
**6-2, 200, Junior**  
**Toronto, Ontario (Kent School, Conn.)**

**Hawk-Item** -- One of seven true freshmen to see action in 2012.

**2014** -- Listed as first team split end following spring practice.

**2013** -- Saw action in all 13 games, with six starts ... third on team in receiving with 24 receptions for 310 yards and one touchdown ... saw action in 30-27 opening loss to Northern Illinois, recording one reception for three yards ... saw action in 27-21 win at Iowa State as offense gained 378 yards total offense and rushed for over 200 yards in third straight outing ... one reception for 25 yards at ISU, giving Iowa first and goal at the ISU 2 and setting up first touchdown of the game ... first career start at wide receiver came in 59-3 win over Western Michigan as offense gained 446 yards total offense and rushed for over 200 yards in fourth straight game ... caught one pass for six yards vs. WMU ... started at wide receiver in 23-7 win at Minnesota, recording one reception for 11 yards as offense gained 464 yards total offense and rushed for over 200 yards in fifth straight outing ... started at wide receiver in 26-14 loss to Michigan State, recording career-bests with six receptions for 59 yards, with a long of 36 yards ... caught two passes for nine yards in 34-24 loss at Ohio State ... started at wide receiver in 17-10 OT win over Northwestern, catching three passes for 41 yards, with a long of 16 yards ... had 14-yard reception on first down in overtime as Iowa scored only points in overtime period ... started at wide receiver in 28-9 loss to Wisconsin, recording two receptions for 26 yards ... started at wide receiver in 38-14 win at Purdue as offense rushed for 318 yards and gained 509 yards total offense ... two receptions for 33 yards at Purdue, with a long of 27 yards ... recorded five receptions for career-best 97 yards in 24-21 win over Michigan, including first career touchdown on 55-yard scoring reception in third period offense gained 407 yards total offense.

**2012** -- Saw action in nine games, recording three receptions for 31 yards ... saw action in 28-17 loss at Northwestern, recording first career reception for 16 yards ... saw action in 27-24 loss to Purdue, recording two receptions for 15 yards ... saw action vs. Central Michigan, Minnesota, Michigan State, Penn State, Indiana, Michigan and Nebraska, but had no statistics.

**High school honors** -- Participated in USA vs. World All-American game ... named first team all-conference and all-New England as a senior ... **Career** -- led team to undefeated regular season as a senior before losing in state championship game ... team Most Valuable Player ... recorded 16 receptions for 241 yards and five touchdowns in seven games as a senior ... also had 79 yards on six kickoff returns, with one touchdown ... rushed 58 times for 555 yards and six touchdowns and completed 17-of-42 pass attempts for 213 yards and two scores ... recorded 19 tackles on defense, with two interceptions, five pass break-ups, one fumble recovery and one blocked kick ... also competed for prep basketball team.



**Personal** -- Born 1/30/93 ... sport studies interest major ... parents are Maureen Smith and Denzel Forbes ... one of two players from Canada on Iowa roster ... high school coach was Todd Marble.

### Smith's Career Receiving Bests

Catches: \_\_\_\_\_ 6 vs. Michigan State, 10/05/13  
Yards: \_\_\_\_\_ 97 vs. Michigan, 11/23/13  
Touchdowns: \_\_\_\_\_ 1 vs. Michigan, 11/23/13  
Long: \_\_\_\_\_ 55 vs. Michigan, 11/23/13

### Smith's Game-by-Game Receiving Stats

2012	No.	Yds.	TD	Lng	2013	No.	Yds.	TD	Lng
NIU (n)	DNP				N. Illinois	1	3	0	3
IA State	DNP				MO State	0	0	0	---
UNI	DNP				at IA State	1	25	0	25
CMU	0	0	0	---	W. Michigan	1	6	0	6
Minn.	0	0	0	---	at Minn.	1	11	0	11
at MSU	0	0	0	---	MSU	6	59	0	36
PSU	0	0	0	---	at OSU	2	9	0	6
at N'western	1	16	0	16	N'western	3	41	0	16
at Indiana	0	0	0	---	Wisconsin	2	26	0	17
Purdue	2	15	0	9	at Purdue	2	33	0	27
at Michigan	0	0	0	---	Michigan	5	97	1	55
Nebraska	0	0	0	---	at Nebraska	0	0	0	---
<b>Totals</b>	<b>3</b>	<b>31</b>	<b>0</b>	<b>16</b>	<b>Totals</b>	<b>24</b>	<b>310</b>	<b>1</b>	<b>55</b>

### Smith's Career Statistics

Receiving	No.	Yds.	Avg.	TD	Lng
Freshman	3	31	10.3	0	16
Sophomore	24	310	12.9	1	55
<b>Career</b>	<b>27</b>	<b>341</b>	<b>12.6</b>	<b>1</b>	<b>55</b>



## 6 - - \*Reggie Spearman

**Linebacker**  
**6-3, 230, Sophomore**  
**Chicago, Illinois (Simeon HS)**

**Hawk-Item** -- One of four true freshmen to see action in 2013.

**2014** -- Listed as first team weakside linebacker following spring practice.

**2013** -- Saw first action of career in 59-3 win over Western Michigan ... recorded four assisted tackles vs. WMU as defense allowed just 209 yards total offense ... saw action in 23-7 win at Minnesota, recording two assisted tackles as defense allowed just 165 yards total offense and 30 net rushing yards ... saw action in 26-14 loss to Michigan State, but had no statistics ... saw action in 34-24 loss at Ohio State, but had no statistics ... saw action in 17-10 OT win over Northwestern, recording one solo tackle and one assist ... saw action in 28-9 loss to Wisconsin, but had no statistics ... saw action in 38-14 win at Purdue, recording one solo tackle as defense allowed just 53 net rushing yards ... saw action in 24-21 win over Michigan, recording one assisted tackle as defense allowed just 60 net rushing yards and 158 yards total offense ... saw action in 38-17 win at Nebraska, but had no statistics as defense allowed just 89 net rushing yards.

**High school honors** -- First team all-state as a senior and named to Team USA ... named first team all-city and All-Chicago Public League as a senior ... **Career** -- helped prep team earn city championship three straight years ... team won Chicago Prep Bowl at Soldier Field as a senior, posting a combined 21-5 record his last two seasons ... recorded 120 tackles as a senior, with 12 QB sacks and two interceptions ... team captain as a senior ... also competed for prep track team.

**Personal** -- Born 8/17/96 ... sports management major ... parents are Belinda and William Spearman ... one of four players from Chicago on Iowa roster ... high school coach was Dave Culbreath.

### Spearman's Game-by-Game Defensive Stats


2013	Solo-Ast.
N. Illinois	DNP
MO State	DNP
at IA State	DNP
W. Michigan	0-4
at Minn.	0-2
MSU	0-0
at OSU	0-0
N'western	1-1
Wisconsin	0-0
at Purdue	1-0
Michigan	0-1
at Nebraska	0-0
<b>Totals</b>	<b>2-8</b>

### Spearman's Career Defensive Bests

Tackles: \_\_\_\_\_ 4 vs. Western Michigan, 9/21/13  
Solos: \_\_\_\_\_ 1, twice, last at Purdue, 11/09/13  
Assists: \_\_\_\_\_ 4 vs. Western Michigan, 9/21/13

### Spearman's Career Statistics

Defense	Solo	Ast.	Total	T/Loss	Sacks	Int-Yds.	PBU	FF	RF
Freshman	2	8	10	0/0	0/0	0-0	0	0	0



## 49 - - Melvin Spears

**Defensive End**  
**6-2, 268, Junior**  
**Allen, Texas (Allen HS)**

**2014** -- Listed as third team right defensive end following spring practice.

**2013** -- Did not see any game action.

**2012** -- Saw action in five games, but had no statistics ... saw first action of career in 38-14 loss to Penn State, but had no statistics ... did not see action in 28-17 loss at Northwestern ... saw action in 24-21 loss at Indiana, but had no statistics ... saw action in 27-24 loss to Purdue, but

had no statistics ... saw action in 42-17 loss at Michigan, but had no statistics ... saw action in 13-7 loss to Nebraska, but had no statistics.


**2011** -- Redshirted.

**High school honors** -- Two-time unanimous first team all-conference selection ... 2010 district defensive Most Valuable Player ... 2010 Collin County Defensive Most Valuable Player ... *Dallas Morning News* Defensive Player of the Year finalist ... all-Dallas/Fort Worth first team linebacker ... second team all-conference selection as a sophomore ... **Career** -- finished with 250 tackles (159 solo), 16 tackles for loss, seven QB sacks, three interceptions and five forced fumbles during his three-year varsity career ... helped team post a 35-5 record, which included an 18-1 district mark, and a 2008 state championship ... led team to Bi-District title as both a junior and senior ... team captain as a senior ... totaled 105 tackles (67 solo), with four tackles for loss, two QB sacks, five forced fumbles and three interceptions as a senior ... collected 91 tackles (57 solo) with 10 tackles for loss and two QB sacks as a junior ... recorded 54 tackles (35 solo), with three QB sacks, as a sophomore.

**Personal** -- Born 11/6/92 ... leisure studies major ... member of the National Honor Society, graduating with a 3.50 GPA ... parents are Christi and Melvin Spears ... one of two players from Allen on Iowa roster ... high school coach was Tom Westerberg.

### Spears' Career Statistics

Defense	Solo	Ast.	Total	T/Loss	Sacks	Int-Yds.	PBU	FF	RF
Freshman	0	0	0	0/0	0/0	0-0	0	0	0
Sophomore	0	0	0	0/0	0/0	0-0	0	0	0
<b>Career</b>	<b>0</b>	<b>0</b>	<b>0</b>	<b>0/0</b>	<b>0/0</b>	<b>0-0</b>	<b>0</b>	<b>0</b>	<b>0</b>



## 20 - - Andrew Stone

**Wide Receiver**  
**5-11, 175, Senior**  
**Cedar Falls, Iowa (Northern University HS)**  
**Iowa Western CC**

**Hawk-Item** -- Enrolled in spring semester classes and participated in spring practice.

**2014** -- Not listed on depth chart following spring practice.

**2013** -- Did not see any game action.

**Junior college** -- Played two seasons at Iowa Western CC ... all-time reception leader at Iowa Western with 110 catches in two seasons ... 49 receptions for 493 yards and five touchdowns as a freshman ... 61 receptions for 685 yards and nine touchdowns as a sophomore as Iowa Western claimed junior college national title ... junior college coach was Scott Strohmeier.

**High school honors** -- attended Northern University HS, but played senior football season at Cedar Falls HS after Northern dropped football program ... first team all-conference as a senior at Cedar Falls HS ... first team all-state and District MVP as a junior at Northern University HS ... first team all-district as a sophomore ... **Career** -- member of playoff teams that reached state semifinals as a junior and senior, with each posting an 11-1 record ... as a senior had 21 receptions for 463 yards and 11 touchdowns ... as a junior recorded 40 receptions for 886 yards and 12 touchdowns, while recording 68 tackles and six interceptions on defense ... collected 30 receptions for 546 yards and four touchdowns as a sophomore, along with 23 tackles and one interception on defense ... lettered in football (4), baseball (5), basketball (3), track (2) and golf (2) as a prep ... helped prep team win state golf title as a freshman ... best time of 10.7 in 100-meter dash set school record at NU High ... set single season record of 14 home runs in baseball as a senior and career record of 25 home runs.

**Personal** -- Born 4/08/93 ... biochemistry major ... parents are Jody and Ted Stone ... named first team academic all-conference both years at Iowa Western CC ... one of two players from Cedar Falls on Iowa roster ... high school coaches were Kody Asmus (NU High) and Pat Mitchell (Cedar Falls HS).



## 90 - \*\*Louis Trinca-Pasat (TRIN-kuh puh-sot)

**Defensive Line**  
**6-3, 290, Senior**  
**Chicago, Ill. (Lane Tech HS)**

**Hawk-Item** -- Enrolled at Iowa for 2010 spring semester and participated in spring practice ... did not participate in 2012 spring practice due to injury ... one of five seniors named to 2014 Leadership Group.

**2014 Preseason Honors** -- Preseason second team All-Big Ten by Athlon Sports ... preseason fourth team All-Big Ten by Phil Steele ... **2014** -- listed as first team right defensive

tackle following spring practice.

**2013 Honors** -- Team Hustle Award, Defense ... honorable mention all-Big Ten by league coaches and media ... Academic All-Big Ten ... **2013** -- Started all 13 games at defensive tackle ... recorded 38 tackles, including 18 solo stops and 20 assists ... collected eight tackles for loss and one QB sack, along with two pass break-ups and a recovered fumble ... started at defensive tackle in 30-27 opening loss to Northern Illinois, recording one solo tackle and three assists ... started at defensive tackle in 28-14 win over Missouri State as defense allowed just 197 yards total offense ... recorded four assisted tackles vs. Missouri State, including a shared tackle for loss ... started at defensive tackle in 27-21 win at Iowa State as defense allowed just 59 net rushing yards ... recorded one solo tackle, for a loss, and had one QB pressure, at ISU ... started at defensive tackle in 59-3 win over Western Michigan, recording one solo tackle as defense allowed just 209 yards total offense ... started at defensive end in 23-7 win at Minnesota, recording three assisted tackles and a shared tackle for loss as defense allowed just 165 yards total offense and 30 net rushing yards ... started at defensive tackle in 26-14 loss to Michigan State ... recorded one solo tackle and three assists vs. MSU, with one tackle for loss and one pass break-up ... started at defensive tackle in 34-24 loss at Ohio State, recording one solo tackle ... started at defensive tackle in 17-10 OT win over Northwestern ... recorded two solo tackles and two assists vs. Northwestern, including QB sack on Northwestern's final offensive play in OT to seal the win ... started at defensive tackle in 28-9 loss to Wisconsin, but had no statistics ... started at defensive tackle in 38-14 win at Purdue as defense allowed just 53 net rushing yards ... recorded two solo tackles in win at Purdue, setting career-best with two tackles for loss ... started at defensive tackle in 24-21 win over Michigan as defense allowed just 60 net rushing yards and 158 yards total offense ... recorded seven tackles vs. Michigan to match career-high, including four solo stops and three assists, including one tackle for loss ... started at defensive tackle in 38-17 win at Nebraska as defense allowed just 89 net rushing yards ... recorded three tackles at Nebraska, including one solo stop and two assists ... also had one fumble recovery that led to Iowa touchdown in fourth quarter ... started at defensive tackle in 21-14 Outback Bowl loss to LSU ... matched career-best with four solo tackles vs. LSU, including one tackle for loss.

**2012 Honors** -- Academic All-Big Ten ... **2012** -- started all 12 games at defensive tackle ... recorded 19 solo tackles and 21 assists, including four tackles for loss ... one blocked field goal, one recovered fumble and a pass break-up ... started at defensive tackle in 18-17 win over Northern Illinois as defense allowed just 201 yards total offense ... recorded three assisted tackles vs. NIU, including a shared tackle for loss ... started at defensive tackle in 9-6 loss to Iowa State ... recorded one solo tackle and three assists vs. ISU, including 1.5 tackles for loss ... started at defensive tackle in 27-16 win over Northern Iowa, recording one assisted tackle and one QB pressure ... started at defensive tackle in 32-31 loss to Central Michigan ... recorded one solo tackle and two assists vs. CMU, including one tackle for loss ... started at defensive tackle in 31-13 win over Minnesota as defense allowed just 299 yards total offense and collected four turnovers ... recorded career-best seven tackles vs. Minnesota, including three solo stops and four assists ... started at defensive tackle in 19-16 win at Michigan State ... credited with pass break-up on final play in second overtime that led to Iowa interception ... also recorded one assisted tackle and a QB pressure at MSU ... started at defensive tackle in 38-14 loss to Penn State ... recorded one solo tackle and four assists vs. PSU, and also blocked a field goal attempt for the first blocked kick of his career ... started at defensive tackle in 28-17 loss at Northwestern ... recorded career-best four solo tackles at Northwestern, including one tackle for loss ... started at defensive tackle in 24-21 loss at Indiana, recording three solo tackles ... started at defensive tackle in 27-24 loss to Purdue, recording one assisted tackle ... started at defensive tackle in 42-17 loss at Michigan, recording two solo tackles and two assists ... started at defensive tackle in 13-7 loss to Nebraska, recording four solo tackles and a recovered fumble, the first of his career.

**2011** -- Saw first action of career in 45-24 win over Indiana, recording one assisted tackle.

**2010** -- Redshirted.

**High school honors** -- Honorable mention all-state as a junior ... named all-conference as a sophomore and first team all-city as a junior and senior ... team MVP and Defensive Player of the Year as a senior ... **Career** -- earned three varsity letters ... team captain as a senior ... led high school team to an 11-3 record and Chicago city championship as a junior ... also lettered in basketball and track.

**Personal** -- Born 9/7/91 ... sports studies major ... graduated with a 4.2 GPA ... parents are Estera and Vasile Trinca-Pasat ... one of four players from Chicago on Iowa roster ... high school coach was Rich Rio.

### Trinca-Pasat's Career Bests

Tackles: 7, twice, last vs. Michigan, 11/23/13  
Solos: 4, four times, last vs. Louisiana State, 1/01/14  
Assists: 4, three times, last vs. Missouri State, 9/07/13  
Tackle for Loss: 2 at Purdue, 11/09/13  
QB Sack: 1 vs. Northwestern, 10/26/13  
Recovered Fumble: 1, twice, last at Nebraska, 11/29/13  
Pass Break-up: 1, twice, last vs. Michigan State, 10/05/13

### Trinca-Pasat's Game-By-Game Defensive Stats

2011	Solo	Asst.	2012	Solo	Asst.	2013	Solo	Asst.
TN Tech	DNP		NIU (n)	0-3		N. Illinois	1-3	
at IA State	DNP		IA State	1-3		MO State	0-4	
Pitt	DNP		UNI	0-1		at IA State	1-0	
ULM	DNP		CMU	1-2		W. Michigan	1-0	
at PSU	DNP		Minn.	3-4		at Minn.	0-3	
N'western	DNP		at MSU	0-1		MSU	1-3	
Indiana	0-1		PSU	1-4		at OSU	1-0	
at Minn.	DNP		at N'western	4-0		N'western	2-2	
Michigan	DNP		at Indiana	3-0		Wisconsin	0-0	
Mich. State	DNP		Purdue	0-1		at Purdue	2-0	
at Purdue	DNP		at Michigan	2-2		Michigan	4-3	
at Nebraska	DNP		Nebraska	4-0		at Nebraska	1-2	
Oklahoma (n)	DNP		<b>Totals</b>	<b>19-21</b>		LSU (n)	4-0	
<b>Totals</b>	<b>0-1</b>					<b>Totals</b>	<b>18-20</b>	

### Trinca-Pasat's Career Statistics

Defense	Solo	Asst.	Total	T/Loss	Sacks	QBH	Blk	PBU	FF	RF
Freshman	0	1	1	0/0	0/0	0	0	0	0	0
Sophomore	19	21	40	4/12	0/0	2	1	1	0	1
Junior	18	20	38	8/12	1/1	1	0	2	0	0
<b>Career</b>	<b>37</b>	<b>42</b>	<b>79</b>	<b>12/24</b>	<b>1/1</b>	<b>3</b>	<b>1</b>	<b>3</b>	<b>0</b>	<b>1</b>



## 75 - - Dean Tsopanides (so-puh-NYE-dees)

**Defensive Line**  
**6-2, 270, Junior**  
**Torrington, Conn. (Torrington HS)**

**2014** -- Not listed on depth chart following spring practice.

**2013** -- Did not see any game action.

**2012** -- Did not see any game action.

**2011 Honors** -- Team Leader Award, Special Teams ...

**2011** -- redshirted.

**High school honors** -- Elected to 1929 Gridiron Club as one of best all-time players in state of Connecticut ... named to Walter Camp team as one of top five linemen in Connecticut as a senior ... selected to play in 13th annual Governor's Cup all-star game (Connecticut vs. Rhode Island) ... earned first team all-state honors as a junior and senior ... was first team all-conference as a junior and senior ... Career -- team MVP as a senior and named Best Defensive Player as a junior ... team captain as a senior ... earned two varsity letters in football as offensive and defensive lineman, helping team post 7-3 record as a senior ... recorded 70 total tackles as a senior, including 40 solo stops and nine QB sacks ... recorded 65 tackles and 13 QB sacks as a junior ... recorded two QB sacks in Governor's Cup all-star game as Connecticut defeated Rhode Island, 37-6 ... also competed in wrestling, earning Class L state championship at 215 pounds as a senior while posting 42-5 overall record ... placed third in state tournament as a junior.

**Personal** -- Born 1/23/93 ... political science/economics major ... parents are Darlene and Timmy Tsopanides ... high school coach was Dan Dunaj.

### Tsopanides' Career Statistics

Defense	Solo	Asst.	Total	T/Loss	Sacks	QBH	PBU	FF
Freshman	0	0	0	0/0	0/0	0	0	0
Sophomore	0	0	0	0/0	0/0	0	0	0
<b>Career</b>	<b>0</b>	<b>0</b>	<b>0</b>	<b>0/0</b>	<b>0/0</b>	<b>0</b>	<b>0</b>	<b>0</b>



**89 - - \*Matt VandeBerg**  
 Wide Receiver  
 6-1, 175, Sophomore  
 Brandon, South Dakota (Brandon Valley HS)

**Hawk-Item** - - One of four true freshmen to see action in 2013.

**2014** - - Listed as second team wide receiver following spring practice.

**2013** - - Saw action in 11 games, with two starts . . . eight receptions for 59 yards in first season . . . saw first action of career in 28-14 win over Missouri State as offense gained 491 yards total offense . . . two receptions for 17 yards in

first career game, with a long of nine yards vs. Missouri State . . . saw action in 26-14 loss to Michigan State, recording career-bests with four receptions for 36 yards . . . saw action in 28-9 loss to Wisconsin, recording one reception for six yards . . . started at wide receiver in 24-21 win over Michigan for first career start, recording one reception for no yards as offense gained 407 yards total offense . . . started at wide receiver in 38-17 win at Nebraska, but had no statistics . . . saw action vs. Western Michigan, Minnesota, Ohio State, Northwestern, Purdue and LSU, but had no statistics.

**High school honors** - - Earned elite all-state honors as a junior and senior . . . also first team all-conference as a junior and senior . . . **Career** - - helped prep team finish as state runner-up as a senior with an 11-1 record . . . holds record for longest interception return (105 yards) and interceptions in a season (nine) . . . also holds school records for career receptions (136) and season (18) and career (35) receiving touchdowns . . . team captain as a senior . . . recorded 65 receptions for 1,080 yards and 18 touchdowns as a senior, along with seven interceptions on defense . . . returned three interceptions for touchdowns, including two returns of over 100 yards . . . 67 receptions for 1,081 yards as a junior, along with nine interceptions . . . recorded 47 tackles and five interceptions as a sophomore, with six pass receptions for 200 yards . . . three-year football letterman as wide receiver and defensive back, while also returning punts and KO . . . also competed in track (sprints, long jump, triple jump).

**Personal** - - Born 8/01/94 in Tucson, Ariz. . . sports management major . . . mother is Mindy Pownell . . . member of National Honor Society . . . high school coach was Chad Garrow.

#### Vandeberg's Career Receiving Bests

Receptions: 4 vs. Michigan State, 10/05/13  
 Yards: 36 vs. Michigan State, 10/05/13  
 Long: 14 vs. Michigan State, 10/05/13

#### Vandeberg's 2013 Game-By-Game Stats

Receiving \_\_\_\_ No. \_\_\_\_ Yds. \_\_\_\_ TD \_\_\_\_ Lng

N. Illinois \_\_\_\_ DNP  
 MO State \_\_\_\_ 2 \_\_\_\_ 17 \_\_\_\_ 0 \_\_\_\_ 9  
 at IA State \_\_\_\_ DNP  
 W. Michigan \_\_\_\_ 0 \_\_\_\_ 0 \_\_\_\_ 0 \_\_\_\_ ---  
 at Minn. \_\_\_\_ 0 \_\_\_\_ 0 \_\_\_\_ 0 \_\_\_\_ ---  
 MSU \_\_\_\_ 4 \_\_\_\_ 36 \_\_\_\_ 0 \_\_\_\_ 14  
 at OSU \_\_\_\_ 0 \_\_\_\_ 0 \_\_\_\_ 0 \_\_\_\_ ---  
 N'western \_\_\_\_ 0 \_\_\_\_ 0 \_\_\_\_ 0 \_\_\_\_ ---  
 Wisconsin \_\_\_\_ 1 \_\_\_\_ 6 \_\_\_\_ 0 \_\_\_\_ 6  
 at Purdue \_\_\_\_ 0 \_\_\_\_ 0 \_\_\_\_ 0 \_\_\_\_ ---  
 Michigan \_\_\_\_ 1 \_\_\_\_ 0 \_\_\_\_ 0 \_\_\_\_ ---  
 at Nebraska \_\_\_\_ 0 \_\_\_\_ 0 \_\_\_\_ 0 \_\_\_\_ ---  
 LSU (n) \_\_\_\_ 0 \_\_\_\_ 0 \_\_\_\_ 0 \_\_\_\_ ---  
**Totals** \_\_\_\_ 8 \_\_\_\_ 59 \_\_\_\_ 0 \_\_\_\_ 14

#### Vandeberg's Career Statistics

Receiving \_\_\_\_ No. \_\_\_\_ Yds. \_\_\_\_ Avg. \_\_\_\_ TD \_\_\_\_ Lng  
 Freshman \_\_\_\_ 8 \_\_\_\_ 59 \_\_\_\_ 7.4 \_\_\_\_ 0 \_\_\_\_ 14



**91 - - Daumantas Venckus-Cucchiara**  
 (DOE-mahn-tis VINS-koos koo-CHAR-uh)  
 Defensive Line  
 6-5, 240, Sophomore  
 Weston, Fla. (Cypress Bay HS)

**2014** - - Not listed on depth chart following spring practice.

**2013** - - Did not see any game action.

**2012** - - Redshirted.

**High school honors** - - Named second team all-state as defensive end and third team all-state as offensive lineman as a senior . . . named to all-Broward County team on defense as a senior, as selected by coaches . . . selected first team all-county by *Miami Herald* and *Sun Sentinel* . . . named to first team Under Armor All-Star team . . . **Career** - - earned four letters while playing tight end and defensive end . . . helped team advance to state playoffs as a junior and senior . . . team captain as a senior . . . set school record with eight fumble recoveries as a senior . . . recorded 105 tackles as a senior, with 16 sacks, six caused fumbles, eight recovered fumbles and one touchdown . . . also had 28 tackles for loss, 22 pressures and 10 pass break-ups . . . also lettered in wrestling and track.

**Personal** - - Born 3/23/94 in Klaipeda, Lithuania . . . open major . . . four-year member of President's List . . . parents are Violeta and Matt Cucchiara . . . one of two players from Weston on Iowa roster . . . high school coach was Marc Guandolo.

#### Venckus-Cucchiara's Career Statistics

Defense	Solo	Ast.	Total	T/Loss	Sacks	QBH	Blk	PBU	FF	RF
Freshman	0	0	0	0/0	0/0	0	0	0	0	0



**25 - - Akrum Wadley (ACK-rum)**  
 Running Back  
 5-11, 180, Redshirt Freshman  
 Newark, New Jersey (Weequahic HS)

**2014** - - Not listed on depth chart following spring practice.

**2013 Honors** - - Team Leader Award, Offense . . . **2013** - - redshirted.

**High school honors** - - Second team all-state as a senior . . . named Essex County Player of the Year as a senior . . . first team all-conference, all-city and all-county as a senior . . . first team all-conference as a junior while being named offensive Rookie of the Year . . . **Career** - - played both running back and defensive back, while also competing in basketball and track as a prep . . . helped team post 9-3 record as both a junior and senior, reaching state championship game each season . . . team captain as a senior . . . holds school record for touchdowns in a season . . . 105 rushing attempts for 1,548 yards and 25 touchdowns as a senior, along with 11 receptions for 153 yards and two scored . . . totaled 371 yards and four touchdowns on special teams, including 95-yard return in state championship game . . . recorded two QB sacks and a fumble recovery on defense.

**Personal** - - Born 3/13/95 . . . communications studies major . . . parents are Sheronda Phelps and John Wadley . . . high school coach was Brian Logan.



**65 - - \*\*Jordan Walsh**  
 Offensive Line  
 6-4, 290, Junior  
 Glendale Heights, Ill. (Glenbard West HS)

**2014 Preseason Honors** - - Preseason second team All-Big Ten by Phil Steele . . . preseason fourth team All-Big Ten by Athlon Sports . . . **2014** - - listed as first team right offensive guard following spring practice.

**2013** - - Started at right guard in all 13 games . . . started at right guard in 30-27 opening loss to Northern Illinois as offense gained 458 yards total offense . . . started at right guard in 28-14 win over Missouri State as offense gained 491 yards total offense . . . started at right guard in 27-21 win at Iowa State as offense gained 378 yards total offense while rushing for over 200 yards in third straight outing . . . started at right guard in 59-3 win over Western Michigan as offense gained 446 yards total offense and rushed for over 200 yards in fourth straight game . . . started at right guard in 23-7 win at Minnesota as offense gained 464 yards total offense and rushed for over 200 yards in fifth straight outing . . . started at right guard in 26-14 loss to Michigan State . . . started at right guard in 34-24 loss at Ohio State . . . started at right guard in 17-10 OT win over Northwestern . . . started at right guard in 28-9 loss to Wisconsin, but left game in first half due to injury . . . started at right guard in 38-14 win at Purdue as offense rushed for 318 yards and gained 509 yards total offense . . . started at right guard in 24-21 win over Michigan as offense gained 407 yards total offense . . . started at right guard in 38-17 win at Nebraska . . . started at right guard in 21-14 Outback Bowl loss to LSU.



**2012** -- Saw action in seven games, with one start at left guard ... saw action in 32-31 loss to Central Michigan as offense gained 430 yards total offense ... saw action in 38-14 loss to Penn State ... started at left guard in 28-17 loss at Northwestern for first start of career ... alternated at left and right guard throughout 24-21 loss at Indiana ... saw action in offensive line in 27-24 loss to Purdue ... saw action in offensive line in 42-17 loss at Michigan ... saw action on special teams in 13-7 loss to Nebraska.

**2011** -- Redshirted ... **2011 Honors** -- Team Leader Award, Offense.

**High school honors** -- Offense-Defense All-American and second team Rivals All-American as a senior ... named first team all-state by the Illinois Coaches Association, Rivals and *Chicago Tribune* as both a junior and senior ... named to six all-area teams, including the *Pioneer Press*, *DuPage County Daily Herald*, Tom Lemming/NCSA, *Chicago Sun Times* and ESPN Chicago, as a junior and senior ... two-time first team all-conference selection by the West Suburban Silver coaches ... was a junior All-American by MaxPreps ... named the *Chicago Sun Times* and SportsPower.com Player of the Week during junior campaign ... **Career** -- three-year starter in offensive line at either guard or tackle, helping prep team post three-year record of 35-4 ... led prep team to three consecutive conference championship and a runner-up state finish as a junior, a semifinal appearance as a sophomore and a quarterfinal showing as a senior ... had 206 pancake blocks and did not allow a sack during three-year varsity career ... earned varsity letters in football, wrestling and track.

**Personal** -- Born 12/11/92 ... social work interest major ... parents are Natalie and Orlando Walsh ... high school coach was Chad Hetlet.



**26 - Kevin Ward**  
Defensive Back  
6-1, 205, Redshirt Freshman  
Homer Glen, Illinois (Providence Catholic HS)

**2014** -- Listed as third team strong safety following spring practice.

**2013** -- Redshirted after joining program as a walk-on.

**High school honors** -- Earned first team all-conference and all-area honors as a senior ... **Career** -- helped prep team advance to state playoffs as a junior and senior ... recorded 82 tackles as a senior ... returned one of two interceptions for a touchdown and recovered two fumbles

... also had eight punt returns for 112 yards ... recorded 88 tackles as a junior, along with two forced fumbles and three fumble recoveries ... two-year football letterman who also lettered three years in track (400-meters).

**Personal** -- Born 12/12/94 ... open major ... member of National Honor Society and High Honor Roll as a prep ... earned academic all-state honors ... parents are Laurel and Brian Ward ... his father, Brian, played college football at Illinois ... brother of Iowa OL Ryan Ward ... high school coach was Mark Coglianese.



**73 - Ryan Ward**  
Offensive Line  
6-5, 290, Sophomore  
Homer Glen, Ill. (Providence Catholic HS)

**Hawk-Item** -- One of two sophomores named to 2014 Leadership Group ... one of two redshirt freshmen named to 2013 Leadership Group.

**2014** -- Listed as co-second team right offensive tackle following spring practice.

**2013** -- Saw action on offensive line in three games ... saw first career action in 59-3 win over Western Michigan as offense gained 446 yards total offense and rushed for

over 200 yards in fourth straight game ... saw action in 38-14 win at Purdue as offense rushed for 318 yards and gained 509 yards total offense ... saw action at right tackle in 38-17 win at Nebraska.

**2012** -- Redshirted.

**High school honors** -- Named an Army All-American ... first team all-state, all-conference and all-area as a senior ... **Career** -- four-year letterman as offensive lineman ... helped prep team to state playoffs as sophomore and senior, including state runner-up finish as a sophomore ... team captain as a senior ... also two-year wrestling letterman.

**Personal** -- Born 8/07/93 ... human physiology major ... Illinois Coaches Association Academic All-State ... member of National Honor Society ... AP Scholar ... member of prep High Honor roll ... parents are Laurel and Brian Ward ... his father, Brian, played college football at Illinois ... brother of Iowa DB Kevin Ward ... high school coach was Mark Coglianese.



**32 - Solomon Warfield**  
Defensive Back  
6-0, 180, Redshirt Freshman  
Lorain, Ohio (St. Edward HS)

**2014** -- Listed as third team free safety following spring practice.

**2013** -- Redshirted.

**High school honors** -- Earned first team all-Ohio honors as a senior ... **Career** -- helped prep team post 15-0 record and claim state title as a sophomore ... recorded 81 tackles as a senior, with one interception, five pass break-ups and one forced fumble ... four-year football letterman, while

also competing for prep track team.

**Personal** -- Born 12/09/94 ... business major ... parents are Vernita and Ryan Warfield ... high school coach was Rick Finotti.



**45 - Mark Weisman**  
Running Back  
6-0, 240, Senior  
Buffalo Grove, Ill. (Stevenson HS)

**Hawk-Item** -- Career totals include 386 attempts for 1,790 yards to rank 14th in career rushing yards ... ranked fourth in the Big Ten in rushing attempts (227) and 10th in rushing yards per game (75.0) ... rushed for at least 100 yards in eight career games, including four games in 2013 ... surpassed 1,000 career yards in 12th game of career ... ranked ninth in the Big Ten in rushing yards per game (81.5) in 2012 ... rushed for 217 yards on 27 carries vs. Central Michigan, which ties as the eighth best single-game rushing total in school history ... with three touchdowns in consecutive games vs. Northern Iowa and Central Michigan in 2012, became first Iowa player to score six touchdowns in consecutive weeks under Kirk Ferentz ... one of five seniors named to 2014 Leadership Group ... one of three juniors named to 2013 Leadership Group.

**2014 Preseason Honors** -- Preseason fourth team All-Big Ten by Athlon Sports and Phil Steele ... **2014** -- listed as co-first team running back following spring practice.

**2013 Honors** -- Permanent Team Captain, Offense ... Academic All-Big Ten ... named to Maxwell Award Watch List ... third team All-Big Ten by Phil Steele ... second team mid-season All-Big Ten by Phil Steele ... honorable mention mid-season All-Big Ten by BTN.com ... named CFPA honorable mention Running Back of the Week vs. Missouri State ... **2013 Preseason Honors** -- named to CFPA Running Back Trophy preseason Watch List ... preseason fourth team All-Big Ten by Phil Steele ... **2013** -- started all 13 games ... led team in rushing with 227 attempts for 975 yards and eight touchdowns ... also had 41 yards on five pass receptions ... started as one of two running back in 30-27 opening loss to Northern Illinois ... led ground game vs. NIU with 20 carries for 100 yards ... started as one of two running backs in 28-14 win over Missouri State as offense gained 491 yards total offense ... rushed a career-high 30 times for 180 yards vs. Missouri State, scoring touchdowns on runs of 10 and 3 yards ... 37-yard run in third quarter pushed him over 1,000 career yards on the 193rd rushing attempt of his career ... started at running back in 27-21 win at Iowa State as offense gained 378 yards total offense and rushed for over 200 yards in third straight outing ... led rushing attack with 35 attempts for 145 yards at Iowa State, setting a career-high for rushing attempts ... started at running back in 59-3 win over Western Michigan as offense gained 446 yards total offense and rushed for over 200 yards in fourth straight game ... rushed 10 times for 43 yards in win over WMU, including four-yard touchdown in second quarter ... started at running back in 23-7 win at Minnesota as offense gained 464 yards total offense and rushed for over 200 yards in fifth straight outing ... rushed 24 times for 147 yards at Minnesota to lead ground game while surpassing 100 yards for fourth time in five games ... started at running back in 26-14 loss to Michigan State ... rushed seven times for nine yards and had one reception for eight yards before leaving game due to injury ... started at running back in 34-24 loss at Ohio State, rushing 10 times for 52 yards ... started at running back in 17-10 OT win over Northwestern ... led rushing attack with 56 yards on 13 attempts and also had two receptions for 20 yards ... started at running back in 28-9 loss to Wisconsin, rushing nine times for 15 yards before leaving the game due to injury ... started at running back in 38-14 win at Purdue as offense rushed for 318 yards and gained 509 yards total offense ... rushed nine times for 30 yards and one touchdown in win at Purdue, scoring on a four-yard run ... started at running back in 24-21 win over Michigan as offense gained 407 yards total offense ... led rushing attack vs. Michigan with 17 attempts for 88 yards and one touchdown and also had one reception for eight yards ... scored Iowa's final touchdown on nine-yard run in fourth quarter to tie the game as Iowa rallied from 21-7 deficit ... started at running back in 38-17 win at Nebraska ... rushed 25 times for 73 yards and two touchdowns, along with one reception for five yards ... scoring runs came from one-yard in the second period and two-yards out in the fourth quarter ... started at running back in 21-14 Outback Bowl loss to LSU ... rushed 18 times for 37 yards and one touchdown vs. LSU, scoring on a two-yard run.

**2012 Honors** -- Academic All-Big Ten ... named honorable mention RB of the Week by College Football Performance Awards (CFPA) for his play vs. Central Michigan and Minnesota ... **2012** -- played in 10 games at both fullback and running back, with nine starts ... led team in rushing with 159 attempts for 815 yards and eight touchdowns ... also had 15 receptions for 90 yards and one score ... started at fullback in 18-17 win over Northern Illinois for first action of career ... rushed twice for eight yards and had one KO return for 11 yards in opening win ... started at fullback in 9-6 loss to Iowa State, grabbing one pass reception for three yards ... started at fullback in 27-16 win over Northern Iowa as offense gained 429 yards total offense ... moved from fullback to tailback during win over UNI, rushing 24 times for 113 yards and three touchdowns ... also had three receptions for 33 yards ... scored on one-yard runs on first two rushing attempts and later added a two-yard scoring run ... started at tailback in 32-31 loss to Central Michigan as offense gained 430 yards total offense ... rushed 27 times for 217 yards and three touchdowns vs. CMU, scoring on runs of 34, 5 and 12 yards ... started at running back in 31-13 win over Minnesota as offense gained 374 yards total offense ... rushed 21 times for 177 yards and one touchdown and had three receptions for 12 yards vs. Minnesota ... eight-yard run for Iowa's first touchdown and later had a 44-yard run to lead Iowa ground game ... started at running back in 19-16 win at Michigan State ... rushed 26 times for 116 yards and a touchdown at MSU for fourth consecutive game over 100 yards ... scored on five-yard run in final minute to force overtime before leaving game with injury ... had 37-yard run on third down on touchdown drive to set up tying score ... also had two receptions for five yards at MSU ... saw limited action in 38-14 loss to Penn State due to injury ... rushed five times for nine yards and had one reception for six yards vs. PSU ... started at running back in 28-17 loss at Northwestern, but did not play in the second half due to injury ... gained 21 yards on nine rushing attempts and had two receptions for 20 yards at Northwestern in first half ... did not see action in 24-21 loss at Indiana due to injury ... did not see action in 27-24 loss to Purdue due to injury ... started at running back in 42-17 loss at Michigan ... led ground game with 16 attempts for 63 yards at Michigan, and also had three receptions for 11 yards ... scored first receiving touchdown of career on 13-yard reception at Michigan ... started at running back in 13-7 loss to Nebraska ... rushed 29 times for 91 yards vs. Nebraska.

**2011** -- Redshirted after joining the team as a walk-on.

**2010** -- Transferred to Iowa from the Air Force Academy, but did not play at Air Force.

**High school honors** -- Earned first team all-state, all-area and all-conference honors as a senior ... was all-county, all-area and all-conference as a junior ... **Career** -- earned three football letters as fullback and linebacker ... also earned three letters in track ... helped football team earn three straight trips to state playoffs ... team captain as a senior ... rushed 153 times for 1,657 yards and 22 touchdowns as a senior ... rushed 182 times for 1,149 yards and 16 touchdowns as a junior.

**Personal** -- Born 10/28/91 ... health and human physiology major ... parents are Ilene and Larry Weisman ... high school coach was Bill Mitz.

### Weisman's Career Rushing Bests

Attempts: 35 at Iowa State, 9/14/13  
Yards: 217 vs. Central Michigan, 9/22/12  
Touchdowns: 3, twice, last vs. Central Michigan, 9/22/12  
Long: 44 vs. Minnesota, 9/29/12

### Weisman's Career Receiving Bests

Receptions: 3, three times, last at Michigan, 11/17/12  
Yards: 33 vs. Northern Iowa, 9/15/12  
Touchdowns: 1 at Michigan, 11/17/12  
Long: 21 vs. Northern Iowa, 9/15/12

### Weisman's Career KO Return Bests

Number: 1 vs. Northern Illinois, 9/01/12  
Yards: 11 vs. Northern Illinois, 9/01/12  
Long: 11 vs. Northern Illinois, 9/01/12

### Weisman's Game-By-Game Stats

#### Rushing

2012	No.	Yds.	TD	Lng
NIU (n)	2	8	0	6
IA State	0	0	0	---
UNI	24	113	3	16
CMU	27	217	3	34
Minn.	21	177	1	44
at MSU	26	116	1	37
PSU	5	9	0	5
at N'western	9	21	0	7
at Indiana	Inj.			
Purdue	Inj.			
at Michigan	16	63	0	14
Nebraska	29	91	0	12
<b>Totals</b>	<b>159</b>	<b>815</b>	<b>8</b>	<b>44</b>

#### Receiving

2012	No.	Yds.	TD	Lng
NIU (n)	0	0	0	---
IA State	1	3	0	3
UNI	3	33	0	21
CMU	0	0	0	---
Minn.	3	12	0	8
at MSU	2	5	0	7
PSU	1	6	0	6
at N'western	2	20	0	15
at Indiana	Inj.			
Purdue	Inj.			
at Michigan	3	11	1	13
Nebraska	0	0	0	---
<b>Totals</b>	<b>15</b>	<b>90</b>	<b>1</b>	<b>21</b>

### Rushing

2013	No.	Yds.	TD	Lng
N. Illinois	20	100	0	15
MO State	30	180	2	37
at IA State	35	145	0	13
W. Michigan	10	43	1	14
at Minn.	24	147	0	19
MSU	7	9	0	4
at OSU	10	52	0	12
N'western	13	56	0	11
Wisconsin	9	15	0	8
at Purdue	9	30	1	9
Michigan	17	88	1	22
at Nebraska	25	73	2	11
LSU (n)	18	37	1	7
<b>Totals</b>	<b>227</b>	<b>975</b>	<b>8</b>	<b>37</b>

### Receiving

2013	No.	Yds.	TD	Lng
N. Illinois	0	0	0	---
MO State	0	0	0	---
at IA State	0	0	0	---
W. Michigan	0	0	0	---
at Minn.	0	0	0	---
MSU	1	8	0	8
at OSU	0	0	0	---
N'western	2	20	0	11
Wisconsin	0	0	0	---
at Purdue	0	0	0	---
Michigan	1	8	0	8
at Nebraska	1	5	0	5
LSU (n)	0	0	0	---
<b>Totals</b>	<b>5</b>	<b>41</b>	<b>0</b>	<b>11</b>

### Weisman's Career Statistics

Rushing	No.	Yds.	Avg.	TD	Lng
Sophomore	159	815	5.1	8	44
Junior	227	975	4.3	8	37
<b>Career</b>	<b>386</b>	<b>1,790</b>	<b>4.6</b>	<b>16</b>	<b>44</b>

Receiving	No.	Yds.	Avg.	TD	Lng
Sophomore	15	90	6.0	1	21
Junior	5	41	8.2	0	11
<b>Career</b>	<b>20</b>	<b>131</b>	<b>6.6</b>	<b>1</b>	<b>21</b>



## 32 - - Andrew Wellik

### Running Back

5-10, 210, Redshirt Freshman

Emmetsburg, Iowa (Emmetsburg HS)

**2014** -- Not listed on depth chart following spring practice.

**2013** -- Redshirted after joining program as a walk-on.

**High school honors** -- Named Ed Thomas Mr. Football as a senior ... elite all-state running back as a senior and also first team all-state by Iowa Newspaper Association and Des Moines Register ... first team all-district as a senior ... third team all-state and second team all-district as a junior ... honorable mention all-district as a sophomore ... **Career** -- ranks sixth in the state in career rushing yards, helping prep team advance to state playoffs for three straight seasons while posting three-year record of 34-4 ... team captain as a senior ... rushed 268 times for 2,734 yards and 39 touchdowns as a senior ... gained 1,060 yards on 143 attempts as a junior, scoring 14 touchdowns ... rushed 144 times for 1,062 yards and 17 touchdowns as a sophomore ... rushed for 1,209 yards and scored 20 touchdowns as a freshman ... three-year football letterman as running back and linebacker ... also four-year letterman in track and wrestling.

**Personal** -- Born 5/08/94 in Wausau, Wis. ... political science major ... parents are Jane and Brian Palmer, and the late Phil Wellik ... high school coach was Mike Dunlap.



## 79 - - Sean Welsh

### Offensive Line

6-3, 285, Redshirt Freshman

Springboro, Ohio (Springboro HS)


**Hawk-Item** -- One of two redshirt freshmen named to 2014 Leadership Group.

**2014** -- Listed as first team left offensive guard following spring practice.

**2013** -- Redshirted.

**High school honors** -- Named Offense-Defense All-America as a senior ... earned second team all-state honors as a senior, along with being first team all-district, all-conference and all-division ... named to All-Ohio first team by JJ Huddle/Muscle Milk ... first team all-division as a junior and second team as a sophomore ... named first team all-area by Dayton Daily News as a junior and senior ... **Career** -- earned four letters in football as offensive and defensive lineman ... team captain as a senior, helping team post perfect 10-0 record.

**Personal** -- Born 10/13/94 ... business/marketing major ... parents are Deb and Matt Welsh ... earned Principal's List and Scholar-Athlete honors four straight years ... high school coach was Ryan Wilhite.

**18 - - Derrick Willies (WILL-eez)****Wide Receiver****6-4, 210, Redshirt Freshman****Rock Island, Illinois (Rock Island HS)****2014** -- Listed as second team split end following spring practice.**2013** -- Redshirted.**High school honors** -- Selected to participate in fourth annual International Bowl . . . first team all-conference as a senior in only season at Rock Island HS . . . first team all-conference and second team all-state as a junior at Burlington, Iowa HS . . . **Career** -- recorded 56 receptions

for 877 yards and 10 touchdowns as a senior . . . 57 receptions for 934 yards and seven touchdowns as a junior . . . team captain as a junior . . . set high school career records for receiving yards and touchdowns and single game records for yards and receptions . . . also played end and safety on defense . . . competed in track (hurdles, sprints) and basketball as a prep, winning 300-meter dash state title as a junior.

**Personal** -- Born 10/12/94 in Banning, Cal. . . engineering major . . . parents are Mandie and Derrick Willies . . . member of prep Honor Roll . . . high school coach was Bryan Stortz at Rock Island HS.**81 - - Jon Wisnieski (Wiz-NEW-ski)****Tight End****6-5, 235, Redshirt Freshman****West Des Moines, Iowa (Dowling HS)****Hawk-Item** -- Suffered injury during spring practice and will miss majority of 2014 season . . . **2014** -- not listed on depth chart following spring practice.**2013** -- Redshirted.**High school honors** -- Names to elite all-state first team and all-district first team as a senior . . . honorable mention all-conference as a junior . . . **Career** -- member of state championship team as a sophomore . . . helped prep team

post 18-6 record in final two seasons, reaching state playoffs each season while playing tight end and linebacker . . . team captain as a senior . . . recorded 24 receptions for 234 yards and four touchdowns as a senior . . . eight receptions for 119 yards and two touchdowns as a junior . . . recorded 36 tackles, with one interception for a touchdown, as a junior . . . also lettered in both basketball and baseball.

**Personal** -- Born 9/21/94 . . . business major . . . parents are Barb and Dave Wisnieski . . . earned academic all-state honors for football . . . member of National Honor Society . . . member of prep Honor Roll . . . high school coach was Tom Wilson.**7 - - Drew Zaun****Wide Receiver****6-0, 185, Senior****Urbandale, Iowa (Dowling Catholic HS)  
(Northern Iowa)****2014** -- Not listed on depth chart following spring practice.**2013** -- Did not see any game action . . . joined Iowa program as a walk-on after attending Northern Iowa for two years.**High school honors** -- Earned elite all-state honors as a senior . . . first team all-conference as a senior and second team as a junior . . . **Career** -- helped prep team advance

to state playoffs as a junior and senior, compiling two-year record of 21-4 . . . two-year football letterman who also lettered in four years in track, competing in spring events, relays and long jump.

**Personal** -- Born 10/24/91 . . . communications studies major . . . parents are Kendra Olsen and Brad Zaun . . . one of three players from Urbandale on Iowa roster . . . attended same high school as Iowa teammates Tommy Gaul and Jon Wisnieski . . . high school coach was Tom Wilson.**2 - - Mick Ellis****Kicker****5-10, 180, Freshman****Allen, Texas (Lovejoy HS)****High school honors** -- earned second team all-state honors as a junior . . . **Career** -- connected on 13-17 field goals as a junior, including kicks of 53, 52 and 49 yards . . . had 34 touchbacks.**Personal** -- Born 5/26/95 . . . open major . . . parents are Jennifer and Matt Ellis . . . one of two players from Allen on Iowa roster . . . high school coach was Matt Green.**22 - - Jalen Embry****Defensive Back****6-0, 184, Freshman****Detroit, Michigan (King HS)****High school honors** -- Named first team all-state by Detroit Free Press as a senior . . . first team all-metro by Detroit News . . . first team all-city by Detroit News and Free Press . . . first team all-city and second team all-state as a junior . . . **Career** -- played defensive back and wide receiver, along with returning kicks on special teams . . . 28 tackles and four interceptions as a senior . . . recorded 53 receptions for 1,026 yards and 12 touchdowns on offense as a senior . . . 32 tackles and five interceptions as a junior . . . 22 receptions for 418 yards and four touchdowns as a junior . . . team captain as a junior and senior as team posted two-year mark of 19-6 . . . also competes in sprints and high jump for prep track team.**Personal** -- Born 3/14/96 . . . criminal justice major . . . mother is Lilchell Arnold . . . one of four players from Detroit on Iowa roster . . . high school coach was Dale Harvel.**93 - - Terrence Harris****Defensive End****6-3, 250, Freshman****Englewood, New Jersey (Paramus Catholic HS)****High school honors** -- Earned first team all-conference, all-county and all-state honors as a senior . . . second team all-conference as a junior . . . **Career** -- three-year letterman at defensive end . . . helped prep team post 10-2 record in both junior and senior years, winning state title both years . . . collected 82 tackles as a senior, with six sacks and two forced fumbles . . . recorded 80 tackles as a junior, with 10 sacks, four forced fumbles and one touchdown.**Personal** -- Born 8/02/96 . . . open major . . . mother is Kimberly Harris . . . high school coach was Chris Partridge.**40 - - Parker Hesse (HESS-ee)****Linebacker****6-3, 215, Freshman****Waukon, Iowa (Waukon HS)****High school honors** -- First team all-state by Des Moines Register and Iowa Newspaper Association as a senior . . . second team all-state as a junior . . . named district MVP on offense as a senior . . . first team all-district in final three years as a prep . . . selected to participate in Iowa Shrine Game . . . **Career** -- helped prep team post 21-5 mark his last two seasons, winning two playoff games as a junior and advancing to state title game as a senior . . . scored 334 career points on offense . . . recorded 59 tackles as a senior, with three sacks and two interceptions . . . completed 93-153 pass attempts for 1,439 yards and 16 touchdowns, while rushing 173 times for 1,273 yards and 23 touchdowns . . . averaged 40.6 yards per punt as a senior . . . recorded 74 tackles as a junior, with 12 tackles for loss, one sack and two interceptions . . . on offense rushed 121 times for 1,174 yards and 17 touchdowns, while completing 22-42 passes for 450 yards and four scores . . . recorded 71 tackles as a sophomore, with two sacks and one interception . . . completed 13-22 passes for 164 yards and two touchdowns, while rushing 41 times for 205 yards and four touchdowns . . . team captain as a senior . . . earned three letters in football while playing quarterback, running back, wide receiver and defensive end . . . four-year letterman in basketball, baseball and track . . . starter on baseball team that reached state tournament as a freshman . . . qualified for state track meet as a sophomore and junior.**Personal** -- Born 5/26/95 in LaCrosse, Wisconsin . . . biology major . . . parents are Marcia and Perry Hesse . . . member of National Honor Society . . . high school coach was Chad Beerman.



**35 - - C.J. Hilliard (HILL-yurd)**
**Running Back**
**5-10, 185, Freshman**
**Cincinnati, Ohio (St. Xavier HS)**

**High school honors** -- Earned first team all-conference honors as a junior and senior . . . **Career** -- four-year letterman as running back and defensive back, helping prep team reach state playoffs four straight years . . . recorded 40 tackles in six games as a senior, while rushing for 350 yards and four touchdowns . . . as a junior rushed for 650 yards and 10 touchdowns, with 200 receiving yards and one touchdown . . . rushed for 450 yards as a sophomore and 250 yards as a freshman . . . team captain as a senior . . . also earned two letters in both baseball and track.

**Personal** -- Born 8/19/95 . . . business major . . . parents are Dianne and Carl Hilliard . . . high school coach was Steve Specht.

**15 - - Joshua Jackson**
**Defensive Back**
**6-1, 175, Freshman**
**Corinth, Texas (Lake Dallas HS)**

**High school honors** -- Earned all-district honors . . . **Career** -- team captain as a senior while playing both wide receiver and defensive back . . . helped team reach second round of state playoffs as a junior . . . as a senior receiver collected 24 receptions for 485 yards and nine touchdowns . . . also participated in basketball and track, qualifying for state track meet in the triple jump as a junior.

**Personal** -- Born 4/03/96 . . . physical therapy major . . . parents are Vanessa and Paul Jackson . . . high school coach was Michael Young.

**8 - - Marcel Joly (JOLLY)**
**Defensive Back**
**5-11, 180, Freshman**
**Hyattsville, Maryland (Forestville Military Academy)**

**High school honors** -- Was team offensive Player of the Year as a sophomore and Freshman of the Year as a freshman . . . **Career** -- played running back and defensive back, along with being used on both KO and punt returns . . . rushed 39 times for 493 yards and nine touchdowns as a senior, with 13 solo tackles on defense . . . recorded 127 rushing attempts for 833 yards and seven touchdowns as a junior, with 23 tackles on defense . . . 42 rushing attempts for 278 yards and two touchdowns as a sophomore . . . team captain as a junior and senior . . . also competed in sprints and hurdle events for prep track team.

**Personal** -- Born 10/07/95 in Haiti . . . criminal justice major . . . parents are Jeanne Basille and Jules Joly . . . member of prep Honor Roll . . . high school coach was Charles Harley.

**70 - - Lucas LeGrand**
**Offensive Line**
**6-5, 260, Freshman**
**Dubuque, Iowa (Senior HS)**

**High school honors** -- Named first team all-state and all-conference as a senior . . . team Most Valuable Player as a senior . . . second team all-conference as a junior . . . **Career** -- three-year letterman as offensive and defensive lineman . . . helped prep team advance to state playoffs as a senior . . . recorded 63 tackles, 6.5 sacks and one interception as a senior . . . 35 tackles, 3.5 sacks and one interception as a junior . . . team captain as a senior . . . earned three letters in track and basketball, and one letter in baseball . . . helped prep basketball team reach state tournament as a junior.

**Personal** -- Born 10/04/95 . . . open major . . . parents are Kelly and Mark LeGrand . . . one of two players from Dubuque on Iowa roster . . . high school coach was Dale Ploessl.

**31 - - Aaron Mends**
**Linebacker**
**6-0, 200, Freshman**
**Kansas City, Missouri (Winnetonka HS)**

**High school honors** -- first team all-conference and all-state as a senior . . . first team all-conference, second team all-metro and third team all-state as a junior . . . first team all-conference and first team all-district as a sophomore . . . **Career** -- career totals include 210 tackles on defense, with 1,790 rushing yards and 140 receiving yards and 29 total touchdowns . . . recorded 50 tackles as a senior, with 4.5 tackles for loss and three sacks, with one forced fumble and a pass break-up . . . rushed 69 times for 285 yards and five touchdowns, while collecting six receptions for 28 yards . . . collected 74 tackles as a junior, including 38 solo and 36 assists, with 7.5 sacks, 5.5 tackles for loss, one forced fumble, one pass break-up and one blocked kick . . . rushed 131 times for 758 yards and 14 touchdowns . . . as a sophomore collected 60 tackles, including 30 solo and 30 assists, with six tackles for loss and three sacks, with one forced fumble . . . rushed 125 times for 747 yards and nine touchdowns . . . collected 26 tackles as a freshman . . . team captain as a junior and senior.

**Personal** -- Born 10/13/95 . . . health science major . . . parents are Anne and Othello Mends . . . high school coach was Sterling Edwards.

**96 - - Matt Nelson**
**Defensive End**
**6-8, 255, Freshman**
**Cedar Rapids, Iowa (Xavier HS)**

**High school honors** -- Names to Elite All-State team as a senior and first team all-state as a junior . . . first team all-conference as a senior and second team all-conference as a junior . . . selected for Iowa Shrine Bowl . . . **Career** -- two-year letterman as defensive end and tight end . . . helped prep team post two-year record of 25-2 while reaching Class 4-A state title game in consecutive years . . . recorded 43 tackles as a senior, with 13 tackles for loss and nine sacks . . . collected 47 tackles as a junior, with 19 tackles for loss and 11 sacks . . . recorded 13 receptions for 146 yards and four touchdowns as a senior, with 14 receptions for 162 yards and eight scores as a junior . . . team captain as a senior . . . three-year basketball letterman.

**Personal** -- Born 12/19/95 . . . biology major . . . mother is Julie Palmer and father is Jay Nelson . . . Academic All-State . . . four-year member of prep Honor Roll . . . high school coach was Duane Schulte.

**44 - - Ben Niemann (KNEE-mun)**
**Linebacker**
**6-3, 205, Freshman**
**Sycamore, Illinois (Sycamore HS)**

**High school honors** -- Earned first team all-state, all-conference and all-area honors as a senior . . . named team and conference Most Valuable Player and MVP of all-area team . . . first team all-state, all-conference and all-area as a junior . . . first team all-conference and all-area as a sophomore . . . **Career** -- earned three letters as wide receiver and strong safety . . . helped prep team reach second round of playoffs as a sophomore and junior . . . team won conference title and advanced to state semi-finals as a senior with a 12-1 record . . . recorded 78 tackles as a senior . . . also had 45 receptions for 1,050 yards 15 touchdowns, along with two punt return touchdowns . . . 60 tackles and three interceptions as a junior, with 53 receptions for 884 yards and 13 touchdowns . . . as a sophomore recorded 51 receptions for 734 yards and seven touchdowns . . . team captain as a junior and senior . . . also two-year letterman in basketball, earning all-conference honors.

**Personal** -- Born 7/27/95 in Des Moines, Iowa . . . education major . . . parents are Lou Ann and Jay Niemann . . . member of prep Honor Roll . . . high school coach was Joe Ryan.

**20 - - Jameer Outsey (juh-MEER OUT-see)**
**Linebacker**
**6-3, 220, Freshman**
**Somerset, New Jersey (Franklin HS)**

**High school honors** -- First team all-area as outside linebacker as a senior . . . first team all-area as outside linebacker and tight end as a junior . . . third team all-conference as a sophomore . . . **Career** -- three-year starter as defensive end, linebacker and tight end . . . helped prep team reach first round of state playoffs as a sophomore and second round as a junior . . . recorded 51 tackles as a senior, with 13 tackles for loss, five sacks and an interception return for a touchdown . . . 13 receptions for 193 yards and three touchdowns on offense . . . collected 44 tackles as a junior, with nine tackles for loss and five sacks, to go with 223 yards on 15 receptions . . . 28 tackles, four tackles for loss, 1.5 sacks and an interception as a sophomore, along with three receptions for 42 yards . . . team captain as a senior . . . also competed for prep basketball team.

**Personal** -- Born 9/09/96 . . . criminal justice major . . . mother is Wendie Barnes . . . high school coach was Lou Solomon.

**69 - - Keegan Render****Offensive Line****6-4, 315, Freshman****Indianola, Iowa (Indianola HS)**

**High school honors** -- Named to Elite All-State first team as a senior ... first team all-state as a senior by Iowa Newspaper Association ... Most Valuable Offensive Lineman four straight years ... first team all-conference three straight years after earning honorable mention as a freshman ... **Career** -- four-year football letterman as offensive and defensive lineman ... helped prep team reach state playoffs in three of four seasons ... recorded 21 tackles as a senior, with 10 tackles for loss, one sack and one fumble recovery ... 34 tackles as a junior, including 14 tackles for loss and four sacks ... 14 tackles, including two tackles for loss, and one interception as a freshman ... played right tackle on offense four straight seasons ... team captain as a senior ... also earned three letters in track and one in basketball, while also competing for prep baseball team.

**Personal** -- Born 11/23/95 ... open major ... parents are Karen and Terry Render ... earned three academic letters as a prep ... high school coach was Eric Kluver.

**59 - - Ross Reynolds****Offensive Line****6-4, 275, Freshman****Waukee, Iowa (Waukee HS)**

**High school honors** -- Named to Des Moines Register Elite all-state team as a senior and selected to compete in Iowa Shrine Bowl ... first team all-state, all-conference and all-county as a senior ... first team all-conference as a junior ... **Career** -- three-year letterman as offensive and defensive lineman ... helped prep team post three-year record of 25-7, while reaching state playoffs three straight years ... team captain as a senior ... recorded four QB sacks and an interception on defense as a senior ... also three-year letterman in track, tossing shot put and discus.

**Personal** -- Born 9/14/95 ... business major ... parents are Leslie Brightwell and David Reynolds ... member of prep Honor Roll last three years ... high school coach was Scott Carlson.

**86 - - Jay Scheel****Wide Receiver****6-1, 180, Freshman****Mount Auburn, Iowa (Union HS)**

**High school honors** -- Earned first team all-state honors as a junior and second team honors as a senior ... all-district first team as a junior and senior ... second team all-district as a sophomore ... **Career** -- three-year letterman as quarterback and wide receiver ... helped prep team post 12-2 record as a sophomore while claiming state title ... holds school record for touchdown passes in a game ... as a senior completed 106-193 pass attempts for 1,650 yards and 18 touchdowns, while rushing 122 times for 493 yards and seven touchdowns ... as a junior completed 92-149 attempts for 1,593 yards and 19 touchdowns, while rushing for 1,291 yards and 20 touchdowns on 129 attempts ... as a sophomore completed 80-141 attempts for 1,334 yards and 12 touchdowns which rushing 75 times for 548 yards and five scores ... team captain as a senior ... also lettered in basketball and track ... earned all-state honors in basketball ... placed eighth in long jump at state track meet as a freshman.

**Personal** -- Born 5/12/96 ... biology major ... parents are Dianne and David Scheel ... three-year member of prep Honor Roll ... named to All-Academic team three straight years ... attended same high school as WR Trev Hadachek ... high school coach was Joe Hadachek.

**19 - - Miles Taylor****Defensive Back****6-0, 185, Freshman****Silver Spring, Maryland (Gonzaga College HS)**

**High school honors** -- First team all-conference and all-metro as a senior ... selected to compete in Chesapeake Bowl following senior year ... second team all-conference and honorable mention all-metro as a junior ... honorable mention all-conference as a sophomore ... **Career** -- three-year football starter and letterman ... first player at high school to be two-time defensive MVP (junior and senior) ... led team in tackles as a junior and senior ... team advanced to state championship game as a junior ... recorded 86 tackles, eight pass break-ups, two fumble recoveries and one sack as a senior, along with three interceptions and one touchdowns ... collected 85 tackles as a junior, with 11 pass break-ups, three sacks, three fumble recoveries and four interceptions as a junior ... recorded 35 tackles and six pass break-ups as a sophomore ... team captain as a senior ... also competed for prep basketball team.

**Personal** -- Born 12/14/95 ... open major ... parents are Audrey and Chuck Taylor ... 3.3 GPA as a prep ... high school coach was Aaron Brady.

**5 - - Omar Truitt (TRUE-it)****Defensive Back****5-11, 180, Freshman****Fort Washington, Maryland (St. Johns College HS)**

**High school honors** -- Earned first team all-state honors as a senior ... first team all-conference and second team all-metro in Washington D.C. as a senior ... second team all-conference as a junior ... second team all-state and first team all-conference as a sophomore ... **Career** -- four-year letterman as defensive back, wide receiver and quarterback, helping prep team reach state title game as a senior ... team participated in conference playoffs four straight years ... recorded 40 tackles, 10 pass break-ups and six interceptions and one touchdown on defense as a senior, along with six KO returns for 206 yards and one touchdown ... recorded 21 tackles, four pass break-ups and two fumble recoveries as a junior ... on offense rushed 20 times for 80 yards and had 243 yards and two scores on 19 receptions ... also had 180 yards on 10 KO returns and four punt returns for 35 yards ... recorded seven tackles as a sophomore along with 10 KO returns for 132 yards and three punt returns for 30 yards ... on offense rushed 51 times for 277 yards and three touchdowns, had one passing touchdown and caught 15 passes for 174 yards and a touchdown ... had 12 tackles on defense and five receptions for 53 yards on offense as a freshman ... three-year track letterman.

**Personal** -- Born 2/23/96 ... open major ... parents are Carla and Olanda Truitt ... high school coach was Joe Patterson.

**8 - - Tyler Wiegers (WEE-girs)****Quarterback****6-4, 215, Freshman****Lake Orion, Michigan (Detroit Country Day)**

**High school honors** -- Named all-state and all-Oakland County honorable mention as a junior and senior ... selected to play in International Bowl for U-19 Team USA ... **Career** -- three-year letterman at quarterback ... led team to state playoffs as a sophomore, to state championship game at Ford Field as a junior and district championship as a senior ... completed 122-192 pass attempts for 2,093 yards and 24 touchdowns as a senior, with 200 rushing yards ... completed 173-285 attempts for 2,465 yards and 22 touchdowns as a junior ... completed over 62% of pass attempts in final two prep seasons ... team captain as a junior and senior ... also member of prep basketball team.

**Personal** -- Born 3/31/95 ... open major ... parents are Marci and Matt Wiegers ... Magna Cum Laude as a sophomore and junior ... Blue and Gold Club Scholar Athlete of the Year ... Silver Medal winner and Magna Cum Laude winner on National Latin exam ... high school coach was Dan MacLean.

**Game-By-Game Results**

Date	Opponent	W/L	Score	Record	Big Ten Record	Time	Attendance
Aug. 31	Northern Illinois	L	27-30	0-1	0-0	3:37	67402
Sept. 7	Missouri State	W	28-14	1-1	0-0	3:00	64201
Sept. 14	at Iowa State	W	27-21	2-1	0-0	3:14	56800
Sept. 21	Western Michigan	W	59-3	3-1	0-0	3:02	66886
Sept. 28	at Minnesota *	W	23-7	4-1	1-0	2:56	51382
Oct. 5	Michigan State *	L	14-26	4-2	1-1	3:26	69025
Oct. 19	at Ohio State *	L	24-34	4-3	1-2	3:11	105264
Oct. 26	Northwestern*	W	17-10 (OT)	5-3	2-2	2:50	66838
Nov. 2	Wisconsin *	L	9-28	5-4	2-3	3:21	69812
Nov. 9	at Purdue *	W	38-14	6-4	3-3	2:58	41038
Nov. 23	Michigan *	W	24-21	7-4	4-3	3:15	65708
Nov. 29	at Nebraska *	W	38-17	8-4	5-3	3:24	91260
Jan. 1	vs. LSU #	L	14-21	8-5	5-4	3:27	51296

\* -- Big Ten Conference Game, # -- Outback Bowl

<b>Overall Record:</b> 8-5	<b>Overall Attendance/Average:</b> 866,912/ 66,686	<b>Score by Quarters</b>	<b>1st</b>	<b>2nd</b>	<b>3rd</b>	<b>4th</b>	<b>OT</b>	<b>Total</b>
<b>Big Ten Record:</b> 5-3	<b>Home Attendance/Average:</b> 469,872/ 67,125	Iowa	61	120	79	75	7	342
<b>Home Record:</b> 4-3	<b>Away Attendance/Average:</b> 345,744/ 69,149	Opponents	27	65	62	92	0	246
<b>Away Record:</b> 4-1	<b>Neutral Attendance:</b> 51,296							
<b>Neutral Record:</b> 0-1								

( PATs )									
SCORING	TD	FGs	Kick	Rush	Rcv	Pass	DXP	Saf	Pts
Meyer	-	16-22	41-41	-	-	-	-	-	89
Weisman	8	-	-	-	-	-	-	-	48
Martin-Manley	7	-	-	-	-	-	-	-	42
Fiedorowicz	6	-	-	-	-	-	-	-	36
Rudock	5	-	-	-	-	-	-	-	30
Powell	2	-	-	-	-	-	-	-	12
Canzeri	2	-	-	-	-	-	-	-	12
Bullock	2	-	-	-	-	-	-	-	12
Duzey	2	-	-	-	-	-	-	-	12
Hillyer	2	-	-	-	-	-	-	-	12
Beathard	2	-	-	-	-	-	-	-	12
Lowery	2	-	-	-	-	-	-	-	12
Kirksey	1	-	-	-	-	-	-	-	6
Smith, T.	1	-	-	-	-	-	-	-	6
Koehn	-	-	1-1	-	-	-	-	-	1
<b>Total</b>	<b>42</b>	<b>16-22</b>	<b>42-42</b>	-	-	-	-	-	<b>342</b>
<b>Opponents</b>	<b>30</b>	<b>12-14</b>	<b>30-30</b>	-	-	-	-	-	<b>246</b>

PUNTING	No.	Yds	Avg	Long	TB	FC	I20	50+	Blk
Kornbrath	65	2598	40.0	55	3	15	27	11	0
<b>Total</b>	<b>65</b>	<b>2598</b>	<b>40.0</b>	<b>55</b>	<b>3</b>	<b>15</b>	<b>27</b>	<b>11</b>	<b>0</b>
<b>Opponents</b>	<b>89</b>	<b>3633</b>	<b>40.8</b>	<b>59</b>	<b>9</b>	<b>21</b>	<b>23</b>	<b>15</b>	<b>0</b>

FIELD GOALS	FG-Att	Pct	01-19	20-29	30-39	40-49	50+	Lg	Blk
Meyer	16-22	72.7	0-0	9-9	4-8	3-4	0-1	49	0
<b>Total</b>	<b>16-22</b>	<b>72.7</b>	<b>0-0</b>	<b>9-9</b>	<b>4-8</b>	<b>3-4</b>	<b>0-1</b>	<b>49</b>	<b>0</b>
<b>Opponents</b>	<b>12-14</b>	<b>86.0</b>	<b>0-0</b>	<b>6-6</b>	<b>3-4</b>	<b>3-3</b>	<b>0-1</b>	<b>49</b>	<b>0</b>

FG SEQUENCE	IOWA	OPPONENTS	FG SEQUENCE	IOWA	OPPONENTS
Northern Illinois	(28),(44)	(47),(25),(36)	Northwestern	(38),42	(29)
Missouri State	33	--	Wisconsin	(28),(22),(29)	54
Iowa State	(27),(38)	--	Purdue	(28)	--
Western Michigan	(20)	(23)	Michigan	36,(34)	--
Minnesota	(49),39,(23),(46)	--	Nebraska	(31)	(33)
Michigan State	50	(36),(27),(35),(49),(40)	LSU	35	--
Ohio State	(28)	(27),(25)			

Numbers in parenthesis indicate FG was made



## TEAM STATISTICS (All Games)

	Iowa	Opp.
<b>SCORING</b>	<b>342</b>	<b>246</b>
Points Per Game	26.3	18.9
Touchdowns	42	30
Field Goals-Attempts	16-22	12-14
PATs-Attempts	42-42	30-30

<b>FIRST DOWNS</b>	<b>256</b>	<b>207</b>
Rushing	126	96
Passing	113	103
Penalty	17	8

<b>RUSHING</b>		
Rushing Attempts	557	466
Yards gained rushing	2502	1927
Yards lost rushing	163	258
Net yards Rushing	2339	1669
Average Per Rush	4.2	3.6
Average Per Game	179.9	128.4
TDs Rushing	18	8

<b>PASSING</b>		
Comp-Att-Int	213-375-15	217-395-13
Passing Yards	2562	2271
Average Per Game	197.1	174.7
Average Per Pass	6.8	5.7
Average Per Catch	12.0	10.5
TDs Passing	19	20

<b>TOTAL OFFENSE</b>		
Total Plays	932	861
Total Yards	4901	3940
Average Per Play	5.3	4.6
Average Per Game	377.0	303.1

<b>PUNTING</b>		
Number-Yards	65-2598	89-3633
Average Per Punt	40.0	40.8
Net Punt Average	37.5	35.0

<b>MISCELLANEOUS</b>		
Kickoff Returns: #-Yards	39-857	39-908
Kickoff Return Average	22.0	23.3
Punt Returns: #-Yards	24-337	21-103
Punt Returns Average	14.0	4.9
Int Returns: #-Yards	13-174	15-142
Int Return Average	13.4	9.5
Fumbles-Lost	13-7	17-8
Penalties-Yards	52-425	60-559
Average Per Game	32.7	43.0
Time of Possession/Game	31:15	28:45
3rd-Down Conversions	88/202	71/199
3rd-Down Pct.	44%	36%
4th-Down Conversions	5/17	12/21
4th-Down Pct.	29%	57%
Sacks By-Yards	24-129	15-61
Misc. Yards	0	0

## TEAM STATISTICS (Big Ten Games Only)

	Iowa	Opp.
<b>SCORING</b>	<b>187</b>	<b>157</b>
Points Per Game	23.4	19.6
Touchdowns	22	19
Field Goals-Attempts	11-15	8-10
PATs-Attempts	22-22	19-19

<b>FIRST DOWNS</b>	<b>153</b>	<b>137</b>
Rushing	75	67
Passing	69	66
Penalty	9	4

<b>RUSHING</b>		
Rushing Attempts	302	306
Yards gained rushing	1384	1248
Yards lost rushing	97	165
Net yards Rushing	1287	1083
Average Per Rush	4.3	3.5
Average Per Game	160.9	135.4
TDs Rushing	9	5

<b>PASSING</b>		
Att-Comp-Int	135-239-10	133-227-6
Passing Yards	1608	1392
Average Per Game	201.0	174.0
Average Per Pass	6.7	6.1
Average Per Catch	11.9	10.5
TDs Passing	13	13

<b>TOTAL OFFENSE</b>		
Total Plays	541	533
Total Yards	2895	2475
Average Per Play	5.4	4.6
Average Per Game	361.9	309.4

<b>PUNTING</b>		
Number-Yards	37-1494	47-1833
Average Per Punt	40.4	39.0
Net Punt Average	37.6	35.3

<b>MISCELLANEOUS</b>		
Kickoff Returns: #-Yards	25-513	23-563
Kickoff Return Average	20.5	24.5
Punt Returns: #-Yards	11-74	9-64
Punt Return Average	6.7	7.1
Int Returns: #-Yards	6-28	10-65
Int Return Average	4.7	6.5
Fumbles-Lost	5-2	10-5
Penalties-Yards	24-200	37-333
Average Per Game	25.0	41.6
Time of Possession/Game	29:44	30:16
3rd-Down Conversions	48/117	47/120
3rd-Down Pct.	41%	39%
4th-Down Conversions	4/12	6/13
4th-Down Pct.	33%	46%
Sacks By-Yards	18-85	7-33
Misc. Yards	0	0

<b>RUSHING</b>	<b>G</b>	<b>Att</b>	<b>Gain</b>	<b>Loss</b>	<b>Net</b>	<b>Avg</b>	<b>TD</b>	<b>Long</b>	<b>Avg/G</b>
Weisman	13	227	1016	41	975	4.3	8	37	75.0
Canzeri	12	74	485	4	481	6.5	2	43	40.1
Bullock	13	118	492	25	467	4.0	1	22	35.9
Rudock	13	67	271	53	218	3.3	5	31	16.8
Daniels	7	36	146	4	142	3.9	0	14	20.3
Beathard	5	13	57	8	49	3.8	2	11	9.8
Cox	13	4	16	0	16	4.0	0	5	1.2
Powell	13	2	9	0	9	4.5	0	7	0.7
Plewa	10	1	7	0	7	7.0	0	7	0.7
Cotton	13	2	3	2	1	0.5	0	3	0.1
Martin-Manley	13	1	0	1	-1	-1.0	0	0	-0.1
Team	13	12	0	25	-25	-2.1	0	0	-1.9
<b>Total</b>	<b>13</b>	<b>557</b>	<b>2502</b>	<b>163</b>	<b>2339</b>	<b>4.2</b>	<b>18</b>	<b>43</b>	<b>179.9</b>
<b>Opponents</b>	<b>13</b>	<b>466</b>	<b>1927</b>	<b>258</b>	<b>1669</b>	<b>3.6</b>	<b>8</b>	<b>59</b>	<b>128.4</b>

<b>PASSING</b>	<b>G</b>	<b>Effic.</b>	<b>Cmp-Att-Int</b>	<b>Pct.</b>	<b>Yds.</b>	<b>TD</b>	<b>Lng</b>	<b>Avg/G</b>
Rudock	13	126.47	204-346-13	59.0	2383	18	85	183.3
Beathard	5	86.43	9-27-2	33.3	179	1	54	35.8
Martin-Manley	13	0.00	0-1-0	0.0	0	0	0	0.0
Team	13	0.00	0-1-0	0.0	0	0	0	0.0
<b>Total</b>	<b>13</b>	<b>122.91</b>	<b>213-375-15</b>	<b>56.8</b>	<b>2562</b>	<b>19</b>	<b>85</b>	<b>197.1</b>
<b>Opponents</b>	<b>13</b>	<b>113.36</b>	<b>217-395-13</b>	<b>54.9</b>	<b>2271</b>	<b>20</b>	<b>67</b>	<b>174.7</b>

<b>TOTAL OFFENSE</b>	<b>G</b>	<b>Plays</b>	<b>Rush</b>	<b>Pass</b>	<b>Total</b>	<b>Avg/G</b>
Rudock	13	413	218	2383	2601	200.1
Weisman	13	227	975	0	975	75.0
Canzeri	12	74	481	0	481	40.1
Bullock	13	118	467	0	467	35.9
Beathard	5	40	49	179	228	45.6
Daniels	7	36	142	0	142	20.3
Cox	13	4	16	0	16	1.2
Powell	13	2	9	0	9	0.7
Plewa	10	1	7	0	7	0.7
Cotton	13	2	1	0	1	0.1
Martin-Manley	13	2	-1	0	-1	-0.1
Team	13	13	-25	0	-25	-19
<b>Total</b>	<b>13</b>	<b>932</b>	<b>2339</b>	<b>2562</b>	<b>4901</b>	<b>377.0</b>
<b>Opponents</b>	<b>13</b>	<b>861</b>	<b>1669</b>	<b>2271</b>	<b>3940</b>	<b>303.1</b>

<b>RECEIVING</b>	<b>G</b>	<b>No.</b>	<b>Yds</b>	<b>Avg</b>	<b>TD</b>	<b>Long</b>	<b>Avg/G</b>
Martin-Manley	13	40	388	9.7	5	36	29.8
Fiedorowicz	13	30	299	10.0	6	25	23.0
Smith, T.	13	24	310	12.9	1	55	23.8
Bullock	13	20	173	8.6	1	47	13.3
Duzey	13	19	270	14.2	2	85	20.8
Shumpert	12	15	182	12.1	0	35	15.2
Powell	13	12	291	24.2	2	74	22.4
Hillyer	13	11	135	12.3	2	26	10.4
Hamilton	13	8	95	11.9	0	21	7.3
VandeBerg	11	8	59	7.4	0	14	5.4
Kittle	12	5	108	21.6	0	47	9.0
Weisman	13	5	41	8.2	0	11	3.2
Canzeri	12	4	61	15.2	0	29	5.1
Cox	13	3	51	17.0	0	35	3.9
Plewa	10	3	21	7.0	0	12	2.1
McCarron	12	3	11	3.7	0	6	0.9
Cotton	13	2	58	29.0	0	53	4.5
Van Sloten	13	1	-4	-4.0	0	0	-0.3
Rudock	13	0	13	0.0	0	0	1.0
<b>Total</b>	<b>13</b>	<b>213</b>	<b>2562</b>	<b>12.0</b>	<b>19</b>	<b>85</b>	<b>197.1</b>
<b>Opponents</b>	<b>13</b>	<b>217</b>	<b>2271</b>	<b>10.5</b>	<b>20</b>	<b>67</b>	<b>174.7</b>

PUNT RETURNS	No.	Yds	Avg	TD	Long
Martin-Manley	20	314	15.7	2	83
McCarron	3	8	2.7	0	8
Team	1	0	0.0	0	0
Kirksey	0	23	0.0	0	23
Hitchens	0	-8	0.0	0	0
<b>Total</b>	<b>24</b>	<b>337</b>	<b>14.0</b>	<b>2</b>	<b>83</b>
<b>Opponents</b>	<b>21</b>	<b>103</b>	<b>4.9</b>	<b>0</b>	<b>30</b>

KICK RETURNS	No.	Yds	Avg	TD	Long
Cotton	29	731	25.2	0	96
Canzeri	3	45	15.0	0	17
Hamilton	2	0	0.0	0	0
Plewa	2	41	20.5	0	36
Cox	2	32	16.0	0	16
Krieger-Coble	1	8	8.0	0	8
<b>Total</b>	<b>39</b>	<b>857</b>	<b>22.0</b>	<b>0</b>	<b>96</b>
<b>Opponents</b>	<b>39</b>	<b>908</b>	<b>23.3</b>	<b>0</b>	<b>68</b>

INTERCEPTIONS	No.	Yds	Avg	TD	Long
Morris	4	29	7.2	0	27
Miller	3	8	2.7	0	8
Lowery	3	48	16.0	2	35
Lowdermilk	1	71	71.0	0	71
Hitchens	1	18	18.0	0	18
Kirksey	1	0	0.0	0	0
<b>Total</b>	<b>13</b>	<b>174</b>	<b>13.4</b>	<b>2</b>	<b>71</b>
<b>Opponents</b>	<b>15</b>	<b>142</b>	<b>9.5</b>	<b>2</b>	<b>29</b>

ALL PURPOSE	G	Rush	Rec	PR	KOR	IR	Tot	Avg/G
Weisman	13	975	41	0	0	0	1016	78.2
Cotton	13	1	58	0	731	0	790	60.8
Martin-Manley	13	-1	388	314	0	0	701	53.9
Bullock	13	467	173	0	0	0	640	49.2
Canzeri	12	481	61	0	45	0	587	48.9
Smith, T.	13	0	310	0	0	0	310	23.8
Powell	13	9	291	0	0	0	300	23.1
Fiedorowicz	13	0	299	0	0	0	299	23.0
Duzey	13	0	270	0	0	0	270	20.8
Rudock	13	218	13	0	0	0	231	17.8
Shumpert	12	0	182	0	0	0	182	15.2
Daniels	7	142	0	0	0	0	142	20.3
Hillyer	13	0	135	0	0	0	135	10.4
Kittle	12	0	108	0	0	0	108	9.0
Cox	13	16	51	0	32	0	99	7.6
Hamilton	13	0	95	0	0	0	95	7.3
Lowdermilk	13	0	0	0	0	71	71	5.5
Plewa	10	7	21	0	41	0	69	6.9
VandeBerg	11	0	59	0	0	0	59	5.4
Beathard	5	49	0	0	0	0	49	9.8
Lowery	13	0	0	0	0	48	48	3.7
Morris	13	0	0	0	0	29	29	2.2
Kirksey	13	0	0	23	0	0	23	1.8
McCarron	12	0	11	8	0	0	19	1.6
Hitchens	13	0	0	-8	0	18	10	0.8
Krieger-Coble	13	0	0	0	8	0	8	0.6
Miller	13	0	0	0	0	8	8	0.6
VanSloten	13	0	-4	0	0	0	-4	0.3
Team	13	-25	0	0	0	0	-25	-1.9
<b>Total</b>	<b>13</b>	<b>2339</b>	<b>2562</b>	<b>337</b>	<b>857</b>	<b>174</b>	<b>6269</b>	<b>482.2</b>
<b>Opponents</b>	<b>13</b>	<b>1669</b>	<b>2271</b>	<b>103</b>	<b>908</b>	<b>142</b>	<b>5093</b>	<b>391.8</b>



**DEFENSIVE STATISTICS**

Player	GP	Tackles		Total	TFL	Sacks No-Yards	Pass Def		QBH	Fumbles		FF	Blkd		Saf
		UT	AT				Int-Yds	BrUp		Rcv-Yds			Kick		
Hitchens	13	54	58	112	13.5-21	2.0-3	1-18	2	4	1-0	2	-	-	-	-
Morris	13	53	54	107	18.0-68	8.0-47	4-29	3	2	1-0	2	-	-	-	-
Kirksey	13	47	57	104	5.0-34	2.5-25	1-0	1	7	2-52	2	-	-	-	-
Lowdermilk	13	36	42	78	4.5-8	-	1-71	2	-	-	-	-	-	-	-
Miller	13	36	34	70	1.0-3	-	3-8	1	1	-	1	-	-	-	-
King	13	44	25	69	3.0-7	-	-	8	1	2-0	-	-	-	-	-
Lowery	13	40	22	62	1.0-2	-	3-48	16	1	-	3	-	-	-	-
Ott	13	22	28	50	6.5-11	2.5-5	-	-	4	-	1	-	-	-	-
Davis	13	11	31	42	4.0-14	1.5-10	-	1	1	-	-	-	-	-	-
Trinca-Pasat	13	18	20	38	8.0-12	1.0-1	-	2	1	1-0	-	-	-	-	-
Hardy	13	16	18	34	5.0-10	1.5-3	-	-	-	-	-	-	-	-	-
Alvis	10	13	18	31	6.0-27	3.2-20	-	-	3	-	-	-	-	-	-
Cooper	13	8	10	18	1.5-10	1.0-9	-	-	-	-	-	-	-	-	-
Alston	13	5	7	12	-	-	-	-	-	1-0	-	-	-	-	-
Spearman	10	2	8	10	-	-	-	-	-	-	-	-	-	-	-
Perry	13	5	5	10	-	-	-	-	-	-	-	-	-	-	-
Cotton	13	6	1	7	-	-	-	-	-	-	-	-	-	-	-
Gair	12	5	2	7	-	-	-	-	-	-	-	-	-	-	-
Collins	7	3	3	6	-	-	-	-	1	-	1	-	-	-	-
Meier	13	3	2	5	1.0-6	1.0-6	-	-	1	-	-	-	-	-	-
Law	13	4	1	5	-	-	-	-	-	-	-	-	-	-	-
Smith, G.	13	4	1	5	-	-	-	-	-	-	-	-	-	-	-
Draper	9	4	1	5	-	-	-	1	-	-	-	-	-	-	-
Lomax	9	4	1	5	1.0-1	-	-	2	-	-	-	-	-	-	-
Martin-Manley	13	3	-	3	-	-	-	-	-	-	-	-	-	-	-
Fleming	8	3	-	3	-	-	-	-	-	-	1	-	-	-	-
Rudock	13	2	-	2	-	-	-	-	-	-	-	-	-	-	-
Meyer	13	2	-	2	-	-	-	-	-	-	-	-	-	-	-
Hamilton	13	1	-	1	-	-	-	-	-	-	-	-	-	-	-
Hillyer	13	-	1	1	-	-	-	-	-	-	-	-	-	-	-
Johnson	7	-	1	1	-	-	-	-	-	-	-	-	-	-	-
Kreiter	13	-	1	1	-	-	-	-	-	-	-	-	-	-	-
Plewa	10	-	1	1	-	-	-	-	-	-	-	-	-	-	-
Powell	13	1	-	1	-	-	-	-	-	-	-	-	-	-	-
Beathard	5	1	-	1	-	-	-	-	-	-	-	-	-	-	-
Lile	3	1	-	1	-	-	-	-	-	-	-	-	-	-	-
VandeBerg	11	1	-	1	-	-	-	-	-	-	-	-	-	-	-
Fisher	10	-	1	1	-	-	-	-	-	-	-	-	-	-	-
Team	13	3	-	3	1.0-5	-	-	-	-	-	1	-	-	-	-
<b>Total</b>	<b>13</b>	<b>461</b>	<b>454</b>	<b>915</b>	<b>80-239</b>	<b>24-129</b>	<b>13-174</b>	<b>39</b>	<b>27</b>	<b>8-52</b>	<b>14</b>	<b>-</b>	<b>-</b>	<b>-</b>	<b>-</b>
<b>Opponents</b>	<b>13</b>	<b>548</b>	<b>414</b>	<b>962</b>	<b>66-147</b>	<b>15-61</b>	<b>15-142</b>	<b>41</b>	<b>20</b>	<b>7-0</b>	<b>8</b>	<b>-</b>	<b>-</b>	<b>-</b>	<b>-</b>

**INDIVIDUAL**

Points	12	5X, last by Mark Weisman, at Nebraska, 11/29/13
Rushing Attempts	35 (145 yds.)	Mark Weisman at Iowa State, 9/14/13
Yards Rushing	180 (30 att.)	Mark Weisman vs. Missouri State, 9/7/13
Pass Attempts	46 (26 comp.)	Jake Rudock vs. Michigan State, 10/5/13
Pass Completions	26 (46 att.)	Jake Rudock vs. Michigan State, 10/5/13
Yards Passing	256 (21-of-37)	Jake Rudock vs. Northern Illinois, 8/31/13
Receptions	9 (79 yds.)	Kevonte Martin-Manley vs. Northern Illinois, 8/31/13
Yards Receiving	138 (6 rec.)	Jake Duzey at Ohio State, 10/19/13
Yards Total Offense	276	Jake Rudock vs. Northern Illinois, 8/31/13
All-Purpose Yards	190	Kevonte Martin-Manley vs. Western Michigan, 9/21/13
Yards Punt Returns	184 (4 returns)	Kevonte Martin-Manley vs. Western Michigan, 9/21/13
Yards Kickoff Returns	128 (3 returns)	Jordan Cotton vs. LSU, 1/1/14
Field Goals Made	3 (3-of-4)	Mike Meyer at Minnesota, 9/28/13
Extra Points	7	Mike Meyer vs. Western Michigan, 9/21/13
Interceptions	2	B.J. Lowery vs. Western Michigan, 9/21/13
Tackles	14	Christian Kirksey vs. Northern Illinois, 8/31/13
Sacks	2	James Morris, 2X, last vs. LSU, 1/1/14

**TEAM OFFENSE (IOWA HIGHS)**

Points	59	vs. Western Michigan, 9/21/13
Rushing Attempts	60 (218 yds.)	at Iowa State, 9/14/13
Net Yards Rushing	318 (52 att.)	at Purdue, 11/9/13
Pass Attempts	46 (26 comp.)	vs. Michigan State, 10/5/13
Pass Completions	26 (46 att.)	vs. Michigan State, 10/5/13
Yards Passing	256	vs. Northern Illinois, 8/31/13
Yards Total Offense	509	at Purdue, 11/9/13
Total Plays	86	vs. Missouri State, 9/7/13
First Downs	28	at Purdue, 11/9/13

**TEAM DEFENSE (OPPONENTS LOWS)**

Points	3	vs. Western Michigan, 9/21/13
Rushing Attempts	20 (74 yards)	vs. Western Michigan, 9/21/13
Net Yards Rushing	30 (27 att.)	at Minnesota, 9/28/13
Pass Attempts	14 (11 comp.)	vs. Northwestern, 10/26/13
Pass Completions	7 (7-of-20 att.)	vs. LSU, 1/1/14
Yards Passing	82	vs. LSU, 1/1/14
Yards Total Offense	158	vs. Michigan, 11/23/13
Total Plays	51	at Minnesota, 9/28/13
First Downs	9	vs. Western Michigan, 9/21/13

**LONGEST PLAYS**

Run	43	Jordan Canzeri vs. Wisconsin, 11/2/13
Pass	85	Jake Duzey at Ohio State, 10/19/13
Field Goal	44	Mike Meyer vs. Northern Illinois, 8/31/13
Interception Return	71	John Lowdermilk vs. LSU, 1/1/14
Fumble Return	52 (TD)	Christian Kirksey vs. Northern Illinois, 8/31/13
Punt Return	83 (TD)	Kevonte Martin-Manley vs. Western Michigan, 9/21/13
Kickoff Return	96	Jordan Cotton vs. LSU, 1/1/14
Scoring drive	90 (10 plays, 4:15 TOP)	at Purdue, 11/9/13
Non-scoring drive	73 (8 plays, 3:33 TOP)	vs. Missouri State, 9/7/13

**2013 GAME-BY-GAME LINE-UPS**
**OFFENSE**

Opponent	WR	TE	LT	LG	C	RG	RT	QB	RB	FB/WR/TE	WR/TE
Northern Illinois	Shumpert	Fiedorowicz	Scherff	Boffeli	Blythe	Walsh	Van Sloten	Rudock	Bullock	Weisman	Manley
Missouri State	Shumpert	Fiedorowicz	Scherff	Boffeli	Blythe	Walsh	Van Sloten	Rudock	Bullock	Weisman	Manley
at Iowa State	Shumpert	Fiedorowicz	Scherff	Boffeli	Blythe	Walsh	Van Sloten	Rudock	Weisman	Kittle	Manley
Western Michigan	Smith	Fiedorowicz	Scherff	Boffeli	Blythe	Walsh	Van Sloten	Rudock	Weisman	Cox	Manley
at Minnesota	Smith	Hamilton	Scherff	Boffeli	Blythe	Walsh	Van Sloten	Rudock	Weisman	Cox	Manley
Michigan State	Smith	Fiedorowicz	Scherff	Boffeli	Blythe	Walsh	Van Sloten	Rudock	Weisman	Cox	Manley
at Ohio State	Cotton	Fiedorowicz	Scherff	Boffeli	Blythe	Walsh	Van Sloten	Rudock	Weisman	Hamilton	Duzey
Northwestern	Smith	Fiedorowicz	Scherff	Boffeli	Blythe	Walsh	Van Sloten	Rudock	Weisman	Duzey	Manley
Wisconsin	Smith	Fiedorowicz	Scherff	Boffeli	Blythe	Walsh	Van Sloten	Rudock	Weisman	Duzey	Manley
at Purdue	Smith	Fiedorowicz	Scherff	Boffeli	Blythe	Walsh	Van Sloten	Rudock	Weisman	Duzey	Manley
Michigan	VandeBerg	Fiedorowicz	Scherff	Boffeli	Blythe	Walsh	Van Sloten	Rudock	Weisman	Duzey	Hamilton
at Nebraska	VandeBerg	Fiedorowicz	Scherff	Boffeli	Blythe	Walsh	Van Sloten	Rudock	Weisman	Duzey	Hamilton
vs. LSU	Shumpert	Fiedorowicz	Scherff	Boffeli	Blythe	Walsh	Van Sloten	Rudock	Weisman	Duzey	Manley
<b>Consec. Starts</b>	<b>1</b>	<b>8</b>	<b>13</b>	<b>16</b>	<b>18</b>	<b>13</b>	<b>25</b>	<b>13</b>	<b>15</b>	<b>7</b>	<b>1</b>
<b>Career Starts</b>	<b>4</b>	<b>29</b>	<b>23</b>	<b>16</b>	<b>22</b>	<b>14</b>	<b>25</b>	<b>13</b>	<b>22</b>	<b>7</b>	<b>24</b>

**DEFENSE**

Opponent	RE	DT	DT	LE	OLB	MLB	WLB	CB	CB	SS	FS
Northern Illinois	Alvis	Davis	Trinca-Pasat	Ott	Kirksey	Morris	Hitchens	Lowery	Lomax	Lowdermilk	Miller
Missouri State	Alvis	Davis	Trinca-Pasat	Ott	Kirksey	Morris	Hitchens	Lowery	King	Lowdermilk	Miller
at Iowa State	Alvis	Davis	Trinca-Pasat	Ott	Kirksey	Morris	Hitchens	Lowery	King	Lowdermilk	Miller
Western Michigan	Alvis	Davis	Trinca-Pasat	Ott	Kirksey	Morris	Hitchens	Lowery	King	Lowdermilk	Miller
at Minnesota	Alvis	Davis	Trinca-Pasat	Ott	Kirksey	Morris	Hitchens	Lowery	King	Lowdermilk	Miller
Michigan State	Alvis	Davis	Trinca-Pasat	Ott	Kirksey	Morris	Hitchens	Lowery	King	Lowdermilk	Miller
at Ohio State	Alvis	Davis	Trinca-Pasat	Ott	Kirksey	Morris	Hitchens	Lowery	King	Lowdermilk	Miller
Northwestern	Hardy	Davis	Trinca-Pasat	Ott	Kirksey	Morris	Hitchens	Lowery	King	Lowdermilk	Miller
Wisconsin	Hardy	Davis	Trinca-Pasat	Ott	Kirksey	Morris	Hitchens	Lowery	King	Lowdermilk	Miller
at Purdue	Hardy	Davis	Trinca-Pasat	Ott	Kirksey	Morris	Hitchens	Lowery	King	Lowdermilk	Miller
Michigan	Hardy	Davis	Trinca-Pasat	Ott	Kirksey	Morris	Hitchens	Lowery	King	Lowdermilk	Miller
at Nebraska	Hardy	Davis	Trinca-Pasat	Ott	Kirksey	Morris	Hitchens	Lowery	King	Lowdermilk	Miller
vs. LSU	Alvis	Davis	Trinca-Pasat	Hardy	Kirksey	Morris	Hitchens	Lowery	King	Lowdermilk	Miller
<b>Consec. Starts</b>	<b>1</b>	<b>13</b>	<b>25</b>	<b>6</b>	<b>38</b>	<b>14</b>	<b>14</b>	<b>18</b>	<b>12</b>	<b>13</b>	<b>36</b>
<b>Career Starts</b>	<b>28</b>	<b>13</b>	<b>25</b>	<b>6</b>	<b>38</b>	<b>42</b>	<b>24</b>	<b>22</b>	<b>12</b>	<b>13</b>	<b>36</b>

**2013 GAME-BY-GAME STATISTICS**

Game	Score	First Downs	Rushing Att-Net	Pass. Yards	Passing Com. -Att. -Int	Total Offense	Punts-Avg.	Fum. - Lost	Pen. Yds.
at Iowa	27	24	43-202	256	21-37-2	80-458	7-36.7	1-1	6-35
Northern Illinois	30	20	42-163	275	25-41-0	83-438	8-42.6	2-1	8-64
at Iowa	28	25	58-296	193	19-28-1	86-489	5-37.2	0-0	11-100
Missouri State	14	12	23-70	127	14-30-1	53-197	8-40.9	2-1	4-55
Iowa	27	21	60-218	160	14-23-0	83-378	6-39.7	2-1	3-20
at Iowa State	21	14	24-59	260	22-39-2	63-319	6-42.2	1-0	3-38
at Iowa	59	22	58-258	188	11-18-0	76-446	3-47.0	3-2	6-60
Western Michigan	3	9	20-74	135	16-38-3	58-209	10-41.0	2-1	2-16
Iowa	23	22	45-245	218	15-25-1	70-464	2-29.5	1-0	1-10
at Minnesota	7	11	27-30	135	12-24-2	51-165	7-46.6	0-0	5-45
at Iowa	14	13	16-23	241	26-46-2	62-264	8-44.2	0-0	3-34
Michigan State	26	20	37-135	277	25-44-1	81-412	5-44.4	0-0	8-70
Iowa	24	22	27-130	245	19-34-1	61-375	3-38.3	0-0	3-30
at #3/4 Ohio State	34	30	51-273	288	22-27-0	78-495	0-0.0	1-0	3-22
at Iowa	17	19	41-136	169	19-27-1	68-305	4-40.0	0-0	2-10
Northwestern	10	19	52-225	104	11-14-0	66-329	4-34.5	2-2	5-55
at Iowa	9	14	32-115	179	16-40-2	72-294	7-41.1	1-0	4-30
#24 Wisconsin	28	15	45-218	144	11-19-1	64-362	8-33.9	3-0	7-55
Iowa	38	28	52-318	191	12-20-0	72-509	2-43.0	2-1	6-35
at Purdue	14	12	28-53	213	20-34-0	62-266	7-42.1	1-1	2-20
at Iowa	24	21	44-168	239	19-30-3	74-407	4-37.5	1-1	3-31
Michigan	21	10	29-60	98	13-28-0	57-158	10-35.4	1-1	2-20
Iowa	38	14	45-156	126	9-17-0	62-282	7-40.3	0-0	2-20
at Nebraska	17	20	37-89	199	19-37-2	74-288	6-37.8	2-1	5-41
Iowa	14	11	37-76	157	13-30-2	67-233	7-40.3	2-1	2-10
vs. #14 LSU	21	15	51-220	82	7-20-1	71-302	10-46.9	0-0	6-53



**A kickoff was returned for a TD . . .**

by Iowa -- Jordan Cotton (92 yards), vs. Penn State, 10/21/12  
by an opponent -- Travis Cobb (100 yards), Arizona, 9/18/10

**A punt was returned for a TD . . .**

by Iowa -- Kevonte Martin-Manley (83 and 63 yards),  
vs. Western Michigan, 9/21/13  
by Iowa -- Paki O'Meara (returned 42 yards after block),  
vs. Eastern Illinois, 9/4/10  
by an opponent -- Michael Jenkins (54 yards), Ohio State, 10/18/03  
by an opponent -- Tremaine McCollum (returned six yards after block),  
Florida, 1/2/06

**Two punts were returned for a TD . . .**

by Iowa -- Kevonte Martin-Manley (83 and 63 yards),  
vs. Western Michigan, 9/21/13

**A punt was blocked . . .**

by Iowa -- Kyle Steinbrecher at Purdue, 11/19/11  
by an opponent -- Tyris Jones, Northwestern, 10/27/12

**A field goal was blocked . . .**

by Iowa -- Louis Trinca-Pasat, vs. Penn State, 10/21/12  
by an opponent -- Jerel Worthy, Michigan State, 11/12/11

**An interception was returned for a TD . . .**

by Iowa -- B.J. Lowery (35 and 13 yards), vs. Western Michigan, 9/21/13  
by an opponent -- Brennan Beyer (7 yards), vs. Michigan, 11/23/13

**Two interceptions were returned for a TD . . .**

by Iowa -- B.J. Lowery (35 and 13 yards), vs. Western Michigan, 9/21/13

**A fumble was returned for a TD . . .**

by Iowa -- Christian Kirksey (52 yards), vs. Northern Illinois, 8/31/13  
by an opponent -- Dere Hicks (7 yards), Illinois, 11/1/08

**A blocked PAT attempt was returned for a score . . .**

by Iowa -- D.J. Johnson (99 yards), at Penn State, 9/28/02  
by an opponent -- Jason Simmons (85 yards), at Ohio State, 11/2/91

**A safety was scored . . .**

by Iowa -- Opponent pass behind line of scrimmage and out of end zone  
vs. Eastern Illinois, 9/4/10  
by an opponent -- Iowa punter ran out of back of end zone  
vs. Iowa State, 9/13/08

**A player rushed for over 200 yards . . .**

by Iowa -- Mark Weisman (27-217), Central Michigan, 9/22/12  
by an opponent -- Jeremy Hill (28-216), LSU, 1/1/14

**A player passed for over 300 yards . . .**

by Iowa -- James Vandenberg (399 yards), vs. Pittsburgh, 9/18/11  
by an opponent -- Devin Gardner (314 yards), Michigan, 11/17/12

**A player scored four TDs . . .**

by Iowa -- Shonn Greene (4 rush), vs. Wisconsin, 10/18/08  
by an opponent -- Darnell Autry (3 rush, 1 rec.), Northwestern, 11/9/96

**A team rushed for over 400 yards . . .**

by Iowa -- vs. Tulsa (408 yards), 9/13/97  
by an opponent -- Indiana (433 yards), 9/30/00

**A team passed for over 400 yards . . .**

by Iowa -- vs. Indiana (426 yards), 10/23/99  
by an opponent -- Indiana (406 yards), 11/3/12

**A team gained over 600 yards of total offense . . .**

by Iowa -- vs. Minnesota (613 yards), 11/19/05  
by an opponent -- Wisconsin (604 yards), 11/13/99

**A team scored over 50 points . . .**

by Iowa -- vs. Western Michigan (59 points), 9/21/13  
by an opponent -- Ohio State (56 points), 10/28/95

**A team was held under 75 yards rushing . . .**

by Iowa -- vs. Michigan (29-60 yards), 11/23/13  
by an opponent -- Michigan State (16-23 yards), 10/5/13

**A team was held under 100 yards passing . . .**

by Iowa -- vs. LSU (82 yards), 1/1/14  
by an opponent -- Nebraska (63 yards), 11/23/12

**A team was held under 200 yards of total offense . . .**

by Iowa -- vs. Michigan (158 yards), 11/23/13  
by an opponent -- Minnesota (171 yards), 11/21/09

**Iowa scored 3 or more non-offensive touchdowns . . .**

by Iowa -- vs. Western Michigan (2 punts, 2 interceptions), 9/21/13

## Largest Margins

## Iowa Victories

Opponent, year	Score	Mar.
Iowa Teachers, 1914	95-0	95
Coe, 1908	92-0	92
Iowa Wesleyan, 1890	91-0	91
Cornell, 1904	88-0	88
Cornell, 1913	76-0	76
Des Moines, 1905	72-0	72
Northwestern, 1913	78-6	72
Grinnell, 1904	69-0	69
Iowa Teachers, 1900	68-0	68
Northern Iowa, 1997	66-0	66
Northwestern, 1981	64-0	64
Cornell, 1920	63-0	63
Indiana, 1997	62-0	62
UTEP, 1986	69-7	62
Grinnell, 1900	63-2	61
Washington ( Mo.), 1902	61-0	61
Knox, 1922	61-0	61
Cornell, 1894	60-0	60
Indiana, 1913	60-0	60
North Dakota St., 1947	59-0	59

Opponent, year	Score	Mar.
Illinois, 1985	59-0	59
Cornell, 1891	64-6	58
Illinois, 1899	58-0	58
Drake, 1985	58-0	58
Upper Iowa, 1900	57-0	57
Western Michigan, 2013	59-3	56
Ball State, 2005	56-0	56
Coe, 1893	56-0	56
Purdue, 1922	56-0	56
Utah State, 1957	70-14	56
Minnesota, 2008	55-0	55
Ripon, 1928	61-6	55
Iowa State, 1985	57-3	54
Northern Illinois, 1986	57-3	54
Cincinnati, 1990	63-10	53
Kansas State, 1959	53-0	53
Northwestern, 2002	62-10	52
Kent State, 2001	51-0	51
Minnesota, 1983	61-10	51
Northern Illinois, 1991	58-7	51

## Iowa Defeats

Opponent, year	Score	Mar.
Michigan, 1902	0-107	107
Illinois, 1902	0-80	80
Minnesota, 1903	0-75	75
Minnesota, 1916	0-67	67
Ohio State, 1950	21-83	62
Denver A.C., 1893	0-58	58
Nebraska, 1980	0-57	57
Michigan, 1971	7-63	56
Michigan, 1970	0-55	55
USC, 1976	0-55	55
Kansas, 1895	0-54	54
Minnesota, 1936	0-52	52
Notre Dame, 1967	6-56	50
Illinois, 1973	0-50	50

**Rushing (Att-Yds-TD)**

Player	NIU	MSU	ISU	WMU	MINN	MSU	OSU	NW	WIS	PUR	MICH	NEB	LSU
Beathard	---	---	---	4-30-0	---	---	---	---	4-1-0	1-5-1	---	1-4-1	3-11-0
Bullock	17-76-0	10-40-0	13-50-0	10-37-0	11-47-0	4-6-0	10-56-0	17-52-1	6-6-0	10-85-0	4-12-0	3-0-0	3-0-0
Canzeri	2-6-0	3-13-0	3-10-0	13-73-1	3-13-0	---	---	---	5-58-0	20-165-1	12-50-0	6-59-0	7-34-0
Cotton	---	---	1-3-0	---	---	1-2-0	---	---	---	---	---	---	---
Cox	---	---	---	---	1-5-0	---	---	---	---	1-4-0	---	2-7-0	---
Daniels, Jr.	---	6-30-0	---	13-54-0	---	---	4-14-0	3-8-0	4-14-0	5-22-0	---	1-0-0	1-1-0
Martin-Manley	---	---	---	---	---	---	---	---	---	---	---	---	---
Plewa	---	---	---	---	---	---	---	---	---	1-7-0	---	---	---
Powell	---	1-2-0	---	---	---	---	---	---	---	---	1-7-0	---	---
Rudock	4-20-1	7-33-2	8-10-1	4-30-0	5-35-1	3-11-0	3-8-0	7-22-0	4-18-0	4-1-0	6-22-0	7-13-0	5-5-0
Weisman	20-100-0	30-180-2	35-145-0	10-43-1	24-147-0	7-9-0	10-52-0	13-56-0	9-15-0	9-30-1	17-88-1	25-73-2	18-37-1
Team	---	1-2-0	---	4-9-0	1-1-0	1-1-0	---	1-2-0	---	1-1-0	4-11-0	---	---
<b>Totals</b>	<b>43-202-1</b>	<b>58-296-4</b>	<b>60-218-1</b>	<b>58-258-2</b>	<b>45-246-1</b>	<b>16-23-0</b>	<b>27-130-0</b>	<b>41-136-1</b>	<b>32-110-0</b>	<b>52-318-3</b>	<b>44-168-1</b>	<b>45-156-3</b>	<b>37-76-1</b>

**Passing (Cmp-Att-TD-Int-Yds)**

Player	NIU	MSU	ISU	WMU	MINN	MSU	OSU	NW	WIS	PUR	MICH	NEB	LSU
Beathard	---	---	---	1-3-0-0-54	---	---	---	---	4-15-0-1-70	---	---	0-2-0-0-0	4-7-0-1-102
Martin-Manley	---	---	---	---	---	---	---	---	---	---	---	---	0-1-0-0-0
Rudock	21-37-1-2-256	19-28-0-1-193	14-23-2-0-160	10-15-2-0-134	15-25-1-1-218	26-46-2-2-241	19-34-3-1-245	19-27-1-1-169	12-24-0-1-109	12-20-2-0-191	19-30-2-3-239	9-15-2-0-126	9-22-0-1-102
Team	---	---	---	---	---	---	---	---	0-1-0-0-0	---	---	---	---
<b>Totals</b>	<b>21-37-1-2-256</b>	<b>19-28-0-1-193</b>	<b>14-23-2-0-160</b>	<b>11-18-2-0-188</b>	<b>15-25-1-1-218</b>	<b>26-46-2-2-241</b>	<b>19-34-3-1-245</b>	<b>19-27-1-1-169</b>	<b>16-40-0-0-179</b>	<b>12-20-2-0-191</b>	<b>19-30-2-3-239</b>	<b>9-17-2-0-126</b>	<b>13-30-1-2-157</b>

**Receiving (No.-Yds-TD)**

Player	NIU	MSU	ISU	WMU	MINN	MSU	OSU	NW	WIS	PUR	MICH	NEB	LSU
Bullock	1-0-0	2-14-0	1-5-0	1-16-0	3-7-0	5-71-1	---	1-1-0	3-39-0	---	1-17-0	1-29-0	2-5-0
Canzeri	---	1-5-0	---	---	---	---	---	---	---	---	2-27-0	---	---
Cotton	2-58-0	---	---	---	---	---	---	---	---	---	---	---	---
Cox	---	---	---	1-5-0	1-35-0	---	---	---	---	---	1-11-0	---	---
Duzev	---	3-26-0	---	---	---	1-5-0	6-138-1	2-27-0	2-8-0	1-3-1	---	1-5-0	3-58-0
Fedorowicz	2-15-1	3-31-0	1-6-0	1-12-0	1-13-0	3-21-1	4-29-1	2-26-1	1-16-0	2-19-0	3-42-1	3-23-1	4-46-0
Hamilton	---	---	2-34-0	3-39-0	1-8-0	1-6-0	---	---	---	1-8-0	---	---	---
Hillyer	2-12-0	1-7-0	1-26-1	1-21-1	1-14-0	---	---	1-6-0	---	---	2-10-0	---	2-39-0
Kittle	---	1-47-0	---	---	---	---	1-24-0	---	---	3-37-0	---	---	---
Martin-Manley	9-79-0	3-24-0	7-60-1	1-6-0	6-56-0	---	1-6-1	5-45-0	2-6-0	1-22-1	2-20-0	2-60-1	1-4-1
McCarron	1-0-0	---	---	---	---	2-11-0	---	---	---	---	---	---	---
Plewa	---	1-7-0	---	---	---	---	1-12-0	1-2-0	---	---	---	---	---
Powell	1-49-0	---	---	2-83-1	1-74-1	2-19-0	2-16-0	1-7-0	3-43-0	---	---	---	---
Rudock	0-13-0	---	---	---	---	---	---	---	---	---	---	---	---
Shumpert	2-27-0	2-15-0	1-4-0	---	---	1-5-0	2-11-0	---	2-35-0	2-69-0	1-7-0	1-4-0	1-5-0
T. Smith	1-3-0	---	1-25-0	1-6-0	1-11-0	6-59-0	2-9-0	3-41-0	2-26-0	2-33-0	5-97-1	---	---
Van Sloten	---	---	---	---	---	---	---	1-4-0	---	---	---	---	---
Vandeberg	---	2-17-0	---	---	---	4-36-0	---	---	1-6-0	---	1-0-0	---	---
Weisman	---	---	---	---	---	1-8-0	---	2-20-0	---	---	1-8-0	1-5-0	---
<b>Totals</b>	<b>21-256-1</b>	<b>19-193-0</b>	<b>14-160-2</b>	<b>11-188-2</b>	<b>15-218-1</b>	<b>26-241-2</b>	<b>19-245-3</b>	<b>19-169-1</b>	<b>16-179-0</b>	<b>12-191-2</b>	<b>19-239-2</b>	<b>9-126-2</b>	<b>13-157-1</b>

**Kickoff Returns (No.-Yds.-Lng)**

Player	NIU	MSU	ISU	WMU	MINN	MSU	OSU	NW	WIS	PUR	MICH	NEB	LSU
Canzeri	---	---	---	---	---	---	---	2-29-17	---	---	---	1-16-16	---
Cotton	3-48-19	1-35-35	1-28-28	1-29-29	2-40-25	1-16-16	6-118-31	---	4-88-25	1-26-26	4-110-60	2-65-40	3-128-96
Cox	2-32-16	---	---	---	---	---	---	---	1-0-0	---	---	---	---
Hamilton	1-0-0	---	---	---	---	---	---	---	---	---	---	---	---
Krieger Coble	---	---	1-8-8	---	---	---	---	---	---	---	---	---	---
Plewa	---	---	---	1-36-36	---	---	---	---	---	1-5-5	---	---	---
Team	---	---	---	---	---	---	---	---	---	---	---	---	---
<b>Totals</b>	<b>6-80-19</b>	<b>1-35-35</b>	<b>2-36-38</b>	<b>2-65-36</b>	<b>2-40-25</b>	<b>1-16-16</b>	<b>6-118-31</b>	<b>2-29-17</b>	<b>5-88-25</b>	<b>2-31-26</b>	<b>4-110-60</b>	<b>3-81-40</b>	<b>3-128-96</b>

**Punt Returns (No.-Yds.-Lng)**

Player	NIU	MSU	ISU	WMU	MINN	MSU	OSU	NW	WIS	PUR	MICH	NEB	LSU
Hitchens	---	---	---	---	---	---	---	---	---	---	---	---	0-8-0
Kirksey	---	---	---	---	---	---	---	---	---	---	---	---	0-23-23
Martin-Manley	2-24-13	1-10-10	---	4-184-83	2-14-12	---	---	1-10-10	2-10-10	2-11-7	4-29-12	---	2-22-21
McCarron	---	---	---	2-8-8	---	---	---	---	---	---	---	---	1-0-0
Team	---	---	---	---	---	---	---	---	---	---	---	---	1-0-0
<b>Totals</b>	<b>2-24-13</b>	<b>1-10-10</b>	<b>---</b>	<b>6-192-83</b>	<b>2-14-12</b>	<b>---</b>	<b>---</b>	<b>1-10-10</b>	<b>2-10-10</b>	<b>2-11-7</b>	<b>4-29-12</b>	<b>---</b>	<b>4-37-23</b>

**Punting (No.-Avg.-Lng)**

Player	NIU	MSU	ISU	WMU	MINN	MSU	OSU	NW	WIS	PUR	MICH	NEB	LSU
Kornbrath	7-36.7-44	5-37.2-46	6-39.7-54	3-47.0-55	2-29.5-30	8-44.2-52	3-38.3-54	4-40.0-43	7-41.1-54	2-43.0-47	4-37.5-47	7-40.3-55	7-40.3-50
<b>Totals</b>	<b>7-36.7-44</b>	<b>5-37.2-46</b>	<b>6-39.7-54</b>	<b>3-47.0-55</b>	<b>2-29.5-30</b>	<b>8-44.2-52</b>	<b>3-38.3-54</b>	<b>4-40.0-43</b>	<b>7-41.1-54</b>	<b>2-43.0-47</b>	<b>4-37.5-47</b>	<b>7-40.3-55</b>	<b>7-40.3-50</b>

**Defense (Solo-Ast)**

Player	NIU	MSU	ISU	WMU	MINN	MSU	OSU	NW	WIS	PUR	MICH	NEB	LSU
Alston	1-1	---	---	0-3	---	1-0	0-1	1-0	0-1	1-0	0-1	---	1-0
Alvis	2-7	1-4	3-2	1-0	4-2	0-2	---	---	---	---	---	1-0	1-1
Beathard	---	---	---	---	---	---	---	---	---	---	---	---	1-0
Collins	---	---	1-1	1-1	0-1	---	1-0	---	---	---	---	---	---
Cooper	1-0	0-2	1-0	2-2	0-1	0-2	1-0	1-1	---	1-0	---	0-2	1-0
Cotton	2-0	2-0	---	1-0	---	1-0	---	---	0-1	---	---	---	1-0
Davis	0-4	1-4	0-2	---	0-4	1-0	1-3	2-0	1-2	1-1	2-6	0-4	2-1
Draper	0-1	0-1	---	3-0	---	---	1-0	---	---	---	---	---	---
Fisher	---	---	---	---	---	---	---	---	---	---	0-1	---	---
Fleming	---	---	---	2-0	---	---	---	---	---	---	---	---	1-0
Gair	---	---	---	2-1	0-1	---	---	---	1-0	1-0	1-0	---	---
Hamilton	---	---	---	---	---	---	---	---	---	---	---	---	---
Hardy	0-1	0-1	---	1-0	1-0	0-1	4-5	3-0	1-3	4-2	1-2	---	1-3
Hillier	0-1	---	---	---	---	---	---	---	---	---	---	---	---
Hitchens	6-7	2-6	6-4	3-3	2-8	4-8	3-8	6-3	4-3	1-0	5-3	5-2	7-3
Johnson	---	---	---	0-1	---	---	---	---	---	---	---	---	---
King	2-2	1-2	4-2	0-1	2-2	7-4	10-2	0-2	6-1	1-1	0-3	6-2	5-1
Kirksey	6-8	1-2	5-6	1-1	2-3	3-4	5-2	4-8	5-6	7-1	0-6	4-7	4-3
Kreiter	---	---	0-1	---	---	---	---	---	---	---	---	---	---
Law	---	---	---	1-0	---	1-0	---	---	0-1	1-0	---	1-0	---
Lile	---	---	1-0	---	---	---	---	---	---	---	---	---	---
Lomax	3-0	---	---	---	---	---	---	0-1	---	1-0	---	---	---
Lowdermilk	3-5	5-1	4-3	1-0	3-0	3-6	4-2	5-3	2-9	2-0	1-4	2-4	1-5
Lowery	6-1	1-2	2-2	1-3	1-2	7-1	4-1	4-2	2-4	4-0	2-1	1-1	5-2
Martin-Manley	2-0	---	---	---	---	---	---	1-0	---	---	---	---	---
Meier	0-1	---	---	---	1-0	0-1	1-0	---	---	1-0	---	---	---
Meyer	---	1-0	---	---	---	---	---	---	---	---	1-0	---	---
Miller	1-6	1-2	2-0	2-1	3-0	2-3	4-3	6-3	0-4	2-3	2-3	7-3	4-3
Morris	2-4	3-3	1-3	5-2	4-4	6-6	7-6	4-4	4-8	3-2	3-5	5-5	6-2
Ott	1-6	1-1	2-2	2-0	0-2	2-3	2-3	4-5	1-1	3-2	2-1	2-2	---
Perry	---	---	---	0-3	---	0-1	1-0	0-1	---	2-0	---	1-0	1-0
Plewa	---	---	---	---	---	0-1	---	---	---	---	---	---	---
Powell	---	---	---	---	---	0-1	1-0	---	---	---	---	---	---
Rudock	1-0	---	---	---	---	1-0	---	---	---	---	---	---	---
G. Smith	1-0	---	1-0	---	1-1	---	---	---	---	---	1-0	---	---
Spearman	---	---	---	0-4	0-2	---	---	1-1	---	1-0	0-1	---	---
Trinca-Pasat	1-3	0-4	1-0	1-0	0-3	1-3	1-0	2-2	---	2-0	4-3	1-2	4-0
Vandeberg	---	---	---	---	---	1-0	---	---	---	---	---	---	---
Team	---	---	---	---	---	---	---	1-0	---	2-0	---	---	---
<b>Totals</b>	<b>41-56</b>	<b>20-36</b>	<b>34-28</b>	<b>30-26</b>	<b>24-36</b>	<b>40-46</b>	<b>51-36</b>	<b>45-36</b>	<b>27-44</b>	<b>41-12</b>	<b>26-40</b>	<b>36-34</b>	<b>46-24</b>



Opponent	Plays	Yards	T.O.P.	Result	Qtr.	Play
Northern Illinois (4)	13	55	5:47	FG	2	Meyer, 28-yd FG
	4	65	1:04	TD	2	Fiedorowicz, 11-yd pass from Rudock
	9	75	2:56	TD	2	Rudock, 6-yd run
	10	44	3:25	FG	4	Meyer, 44-yd FG
<b>NIU Average Drive</b>	<b>9.0</b>	<b>59.8</b>	<b>3:18</b>			
Missouri State (4)	11	69	4:26	TD	1	Rudock, 6-yd run
	6	32	2:32	TD	3	Weisman, 10-yd run
	8	80	3:31	TD	3	Weisman, 3-yd run
	10	65	4:18	TD	1	Rudock, 2-yd run
<b>MSU Average (4)</b>	<b>8.8</b>	<b>61.5</b>	<b>3:52</b>			
at Iowa State (5)	10	71	5:20	TD	1	Martin-Manley, 5-yd pass from Rudock
	15	55	7:12	FG	2	Meyer, 27-yd FG
	4	5	0:23	FG	2	Meyer, 38-yd FG
	9	60	4:40	TD	3	Rudock, 1-yd run
	15	73	7:38	TD	4	Hillyer, 26-yd pass from Rudock
<b>ISU Average (5)</b>	<b>10.6</b>	<b>52.8</b>	<b>5:27</b>			
Western Michigan (5)	8	19	4:32	FG	1	Meyer, 20-yd FG
	6	45	2:56	TD	1	Hillyer, 21-yd pass from Rudock
	7	65	3:34	TD	2	Weisman, 4-yd run
	9	64	4:06	TD	3	Powell, 29-yd pass from Rudock
	8	83	3:20	TD	4	Canzeri, 16-yd run
<b>WMU Average (5)</b>	<b>7.6</b>	<b>55.2</b>	<b>3:50</b>			
at Minnesota (5)	6	27	2:32	FG	1	Meyer, 49-yd FG
	8	80	4:20	TD	2	Rudock, 4-yd run
	2	85	0:40	TD	2	Powell, 74-yd pass from Rudock
	15	75	6:42	FG	3	Meyer, 23-yd FG
	11	62	5:30	FG	4	Meyer, 46-yd FG
<b>MINN Average (5)</b>	<b>8.4</b>	<b>65.8</b>	<b>4:13</b>			
Michigan State (2)	6	75	1:59	TD	2	Bullock, 47-yd pass from Rudock
	6	65	2:04	TD	2	Fiedorowicz, 10-yd pass from Rudock
<b>MSU Average (2)</b>	<b>6.0</b>	<b>70.0</b>	<b>2:02</b>			
Ohio State (4)	12	80	5:37	TD	1	Fiedorowicz, 2-yd pass from Rudock
	10	67	3:48	FG	1	Meyer, 28-yd FG
	15	69	6:31	TD	2	Martin-Manley, 6-yd pass from Rudock
	1	75	0:40	TD	3	Duzey, 75-yd pass from Rudock
<b>OSU Average (4)</b>	<b>9.5</b>	<b>72.8</b>	<b>4:29</b>			
Northwestern (2)	14	74	5:38	TD	1	Bullock, 3-yd run
	11	42	4:49	FG	2	Meyer, 38-yd FG
<b>NU Average (2)</b>	<b>12.5</b>	<b>58.0</b>	<b>5:14</b>			
Wisconsin (3)	11	28	4:07	FG	1	Meyer, 28-yd FG
	13	66	6:25	FG	2	Meyer, 22-yd FG
	5	48	1:49	FG	3	Meyer, 29-yd FG
<b>WIS Average (3)</b>	<b>9.7</b>	<b>47.3</b>	<b>4:07</b>			
at Purdue (6)	9	90	4:15	TD	2	Canzeri, 2-yd run
	10	67	3:47	TD	2	Martin-Manley, 22-yd pass from Rudock
	8	71	3:54	TD	3	Weisman, 4-yd run
	12	70	4:35	FG	4	Meyer, 28-yd FG
	6	67	2:57	TD	4	Duzey, 3-yd pass from Rudock
	6	27	2:57	TD	4	Beathard, 5-yd run
<b>PUR Average (6)</b>	<b>8.5</b>	<b>65.3</b>	<b>3:44</b>			
Michigan (4)	7	45	3:29	TD	1	Fiedorowicz, 5-yd pass from Rudock
	3	70	1:25	TD	3	Smith, 55-yd pass from Rudock
	9	60	4:10	TD	4	Weisman, 9-yd run
	9	50	4:54	FG	4	Meyer, 34-yd FG
<b>MICH Average (4)</b>	<b>7.0</b>	<b>56.3</b>	<b>3:30</b>			
Nebraska (6)	7	25	3:41	TD	1	Fiedorowicz, 10-yd pass from Rudock
	3	41	1:09	TD	2	Weisman, 1-yd run
	8	70	4:04	FG	3	Meyer, 31-yd FG
	1	24	0:07	TD	3	Martin-Manley, 24-yd pass from Rudock
	2	39	0:45	TD	4	Weisman, 2-yd run
	5	27	2:03	TD	4	Beathard, 4-yd run
<b>NEB Average (6)</b>	<b>4.3</b>	<b>37.7</b>	<b>2:25</b>			
LSU (2)	3	1	0:52	TD	3	Weisman, 2-yd run
	2	4	0:08	TD	4	Martin-Manley, 4-yd pass from
Beathard						
<b>LSU Average (2)</b>	<b>2.5</b>	<b>2.5</b>	<b>0:30</b>			
<b>Season Average (50)</b>	<b>8.0</b>	<b>55.6</b>	<b>3:34</b>			

\* - Does not include overtime drives

### Drive Analysis

Distance Length (minus)	Iowa		Opponent	
	TD	FG	TD	FG
0-9	2	1	0	1
10-19	0	1	0	1
20-29	4	2	3	2
30-39	2	0	3	1
40-49	3	3	1	3
50-59	0	3	2	1
60-69	11	3	1	3
70-79	8	3	13	0
80-89	5	0	4	0
90-99	1	0	1	0

### Game Opening Drives

Game	Iowa			Opponent		
	Pts	Plys	Yds	Pts	Plys	Yds
NIU	0	5	17	0	5	19
Mo. State	0	3	5	0	7	20
Iowa St.	0	6	24	0	3	8
W. Mich	3	8	19	0	3	1
Minn.	0	9	45	0	3	3
Mich St	0	3	8	0	5	20
Ohio St	7	12	80	3	12	65
Nwstrn	7	14	74	0	3	-6
Wisconsin	0	3	7	0	3	7
Purdue	0	3	9	0	9	34
Michigan	0	1	0	0	3	23
Nebraska	0	8	34	0	5	36
LSU	0	8	31	7	8	77

### Second Half Opening Drives

Game	Iowa			Opponent		
	Pts	Plys	Yds	Pts	Plys	Yds
NIU	0	3	8	0	5	17
Mo. State	0	8	73	0	3	4
Iowa St.	0	3	7	0	6	31
W. Mich	0	7	37	0	1	0
Minn.	3	15	75	0	7	23
Mich St	0	6	22	7	7	75
Ohio St	0	6	24	7	13	75
Nwestern	0	8	29	0	6	12
Wisconsin	0	3	(-4)	0	3	3
Purdue	0	3	(-2)	0	3	7
Michigan	7	3	70	0	3	5
Nebraska	3	8	70	7	11	75
LSU	0	13	58	0	6	32



2013 Red Zone Stats													
	Times In 20	Times Scored	Total Pts	TDs	Rush TDs	Pass TDs	FGs Made	FGA	Downs	Int	Fum	Half	Game
at Iowa	3	3	17	2	1	1	1	0	0	0	0	0	0
Northern Illinois	2	2	6	0	0	0	2	0	0	0	0	0	0
at Iowa	6	4	28	4	4	0	0	1	1	0	0	0	0
Missouri State	1	0	0	0	0	0	0	0	0	1	0	0	0
Iowa	5	4	20	2	1	1	2	0	0	0	1	0	0
at Iowa State	1	1	7	1	0	1	0	0	0	0	0	0	0
at Iowa	5	3	17	2	2	0	1	0	0	0	1	1	0
Western Michigan	2	1	3	0	0	0	1	0	0	1	0	0	0
Iowa	4	2	10	1	1	0	1	0	0	1	0	1	0
at Minnesota	0	0	0	0	0	0	0	0	0	0	0	0	0
at Iowa	2	1	7	1	0	1	0	0	1	0	0	0	0
Michigan State	3	2	6	0	0	0	2	1	0	0	0	0	0
Iowa	3	3	17	2	0	2	1	0	0	0	0	0	0
at Ohio State	5	5	27	3	2	1	2	0	0	0	0	0	0
at Iowa	3	3	17	2	1	1	1	0	0	0	0	0	0
Northwestern	2	2	10	1	0	1	1	0	0	0	0	0	0
at Iowa	4	3	9	0	0	0	3	0	1	0	0	0	0
Wisconsin	3	3	21	3	2	1	0	0	0	0	0	0	0
Iowa	5	5	31	4	3	1	1	0	0	0	0	0	0
at Purdue	1	1	7	1	0	1	0	0	0	0	0	0	0
at Iowa	5	3	17	2	1	1	1	1	0	0	1	0	0
Michigan	2	2	14	2	0	2	0	0	0	0	0	0	0
Iowa	5	5	31	4	3	1	1	0	0	0	0	0	0
at Nebraska	4	3	17	2	1	1	1	0	1	0	0	0	0
Iowa (n)	4	2	14	2	1	1	0	1	0	1	0	0	0
LSU	2	2	14	2	2	0	0	0	0	0	0	0	0
<b>Iowa Totals</b>	<b>54</b>	<b>41</b>	<b>235</b>	<b>28</b>	<b>18</b>	<b>10</b>	<b>13</b>	<b>3</b>	<b>3</b>	<b>2</b>	<b>3</b>	<b>2</b>	<b>0</b>
<b>Opponent Totals</b>	<b>28</b>	<b>24</b>	<b>132</b>	<b>15</b>	<b>7</b>	<b>8</b>	<b>9</b>	<b>1</b>	<b>1</b>	<b>2</b>	<b>0</b>	<b>0</b>	<b>0</b>
<b>Iowa Percentage:</b> 75.9% (41 of 54) <b>Opponent Percentage:</b> 85.7% (24 of 28)													

## Iowa in Final Big Ten and NCAA Rankings (Includes All Games)

### INDIVIDUAL

Player	Category	Stats	Big Ten	NCAA
Mike Meyer	PAT Kicking Pct.	100.0	T-1st	---
B.J. Lowery	Passes Defended	1.46	2nd	5th
Kevonte Martin-Manley	Punt Return Avg.	15.7	2nd	8th
James Morris	Sacks	8.0	2nd	T-25th
James Morris	Tackles for Loss	1.31	T-2nd	18th
James Morris	Interceptions	4	T-3rd	T-55th
Jordan Cotton	Kick Return Avg.	25.2	4th	26th
Mark Weisman	Rushing Attempts	227	4th	---
Mike Meyer	Field Goals/Game	1.23	5th	T-39th
Anthony Hitchens	Tackles	8.6	6th	T-54th
Jake Rudock	Passing	183.3	7th	76th
Jake Rudock	Total Offense	200.1	7th	79th
Anthony Hitchens	Tackles for Loss	1.04	7th	---
B.J. Lowery	Fumbles Forced	3	7th	---
Christian Kirksey	Fumbles Recovered	2	T-7th	T-34th
Desmond King	Fumbles Recovered	2	T-7th	T-34th
James Morris	Tackles	8.2	8th	78th
Connor Kornbrath	Punting	40.0	9th	78th
Mark Weisman	Rushing	75.0	10th	T-64th
Christian Kirksey	Tackles	8.0	10th	89th
Mike Meyer	Scoring	6.8	10th	95th

### TEAM

Category	Stats	Big Ten	NCAA
Fewest Penalties/Game	4.0	1st	T-8th
Fewest Yards Penalized	32.69	1st	9th
Punt Returns	14.04	1st	10th
QB Sacks Allowed	15	1st	T-12th
PAT Kicking	1.000	T-1st	---

### TEAM (CONTINUED)

Category	Stats	Big Ten	NCAA
Total Defense	303.1	2nd	6th
First Downs Allowed	207	2nd	7th
Passing Defense	174.7	2nd	9th
Pass Efficiency Defense	113.4	2nd	17th
Scoring Defense	18.9	3rd	9th
Rushing Defense	128.4	4th	19th
Punt Return Defense	4.9	4th	24th
Third Down Defense	35.7	5th	31st
Third Down Conversions	43.6	5th	41st
Turnovers Gained	21	5th	T-60th
Time of Possession	31:10	6th	37th
Net Punting	37.5	6th	48th
Rushing Offense	179.9	6th	50th
Interceptions	13	T-6th	T-53rd
KO Returns	21.97	7th	55th
Turnover Margin	-1	7th	T-68th
Field Goal Pct.	72.7	7th	---
QB Sacks	24	8th	T-77th
Red Zone Defense	85.7	8th	T-87th
KO Coverage	23.28	8th	100th
Passing Offense	197.1	T-8th	T-93rd
First Downs Gained	256	9th	72nd
Scoring Offense	26.3	9th	T-80th
Total Offense	377.0	9th	84th
Turnovers Lost	22	T-9th	T-68st
Pass Efficiency	122.9	10th	83rd
Fourth Down Defense	57.1	11th	T-85th
Red Zone Offense	75.9	11th	105th
Fourth Down Conversions	29.4	12th	116th

**OFFENSE**

Pos.	No.	Name
SE	4 **	Tevaun Smith ^
	<b>8 ***</b>	<b>Don Shumpert ^</b>
LT	68 ***	Brandon Scherff
	<b>76 ***</b>	<b>Nolan MacMillan</b>
LG	<b>59 **</b>	<b>Conor Boffeli</b>
	57 *	Tommy Gaul
C	63 **	Austin Blythe
	58	Eric Simmons
RG	65 **	Jordan Walsh
	78 **	Andrew Donnal
RT	<b>70 ****</b>	<b>Brett Van Sloten</b>
	73	Ryan Ward
TE	<b>86 ****</b>	<b>C.J. Fiedorowicz ^</b>
	82 ***	Ray Hamilton ^
OR	87 **	Jake Duzey
WR	11 ***	Kevonte Martin-Manley
	17 **	Jacob Hillyer
QB	15 *	Jake Rudock
	16 *	C.J. Beathard
RB	45 **	Mark Weisman
OR	5 ***	Damon Bullock
	33 **	Jordan Canzeri
FB	38 *	Adam Cox
	42 *	Macon Plewa
PK	<b>96 ****</b>	<b>Mike Meyer ^</b>
	1	Marshall Koehn

**DEFENSE**

Pos.	No.	Name
LE	95 *	Drew Ott ^
	34 *	Nate Meier ^
LT	71 **	Carl Davis
	67	Jaleel Johnson
RT	90 **	Louis Trinca-Pasat
	97 **	Darian Cooper
RE	98 **	Mike Hardy
	<b>79 ***</b>	<b>Dominic Alvis</b>
OLB	<b>20 ****</b>	<b>Christian Kirksey ^</b>
	39 **	Travis Perry
MLB	<b>44 ****</b>	<b>James Morris ^</b>
	52 ***	Quinton Alston ^
WLB	<b>31 ****</b>	<b>Anthony Hitchens ^</b>
	6 *	Reggie Spearman ^
LC	<b>19 ****</b>	<b>B.J. Lowery ^</b>
	27 **	Jordan Lomax
SS	37 ***	John Lowdermilk ^
	21 ***	Nico Law ^
FS	<b>5 ****</b>	<b>Tanner Miller ^</b>
	12 *	Anthony Gair
RC	14 *	Desmond King
	7 **	Sean Draper
PT	98 **	Connor Kornbrath ^

\* - letters won, ^ - redshirt available  
 Iowa's depth chart for the 2014 Outback Bowl. Players listed in bold do not return for the 2014 season.

**2013 SEASON NOTES**

- Iowa finished the season 8-5 overall and 5-3 in the Big Ten. The Hawkeyes placed second in the Legends Division. Iowa accepted an invitation to play in the 2014 Outback Bowl, dropping a 21-14 decision to #14 LSU.
- Iowa has recorded at least eight wins in four of the last six years.
- Iowa's 2013 schedule included eight bowl teams, including two teams that competed in BCS bowl games.
- With its 8-5 record, Iowa was one of six BCS conference teams to have improved by four victories or more from 2012.
- Iowa's offensive line yielded just 15 sacks, the fewest sacks allowed in the Big Ten.
- Iowa allowed 35 plays of 20-plus yards, the second fewest in the country behind Notre Dame (34).
- The Iowa defense held its opponent scoreless in the first quarter in 10-of-13 games (Michigan scored a defensive touchdown). Iowa's defense allowed two first-quarter touchdowns, one in Week 1 and one at the Outback Bowl (Week 13).
- Iowa's five losses were to teams that finished with a combined record of 56-12 (Northern Illinois, 12-2; Michigan State, 13-1; Ohio State, 12-2; Wisconsin, 9-4; LSU, 10-3), for a winning percentage of .824.
- Iowa earned four road wins, its highest total since 2009 (4). Among Big Ten teams, only Ohio State (5) and Michigan State (4) had four or more road wins.
- The Iowa defense allowed eight rushing touchdowns, tied for the second lowest total in the nation. Only BCS national champion Florida State (7) allowed fewer rushing touchdowns.
- The Hawkeyes were 6-0 when winning the turnover margin (Missouri State +1, Iowa State +1, Western Michigan +2, Minnesota +1, Northwestern +1, Nebraska +3), 1-5 when losing the turnover margin (Northern Illinois, -2; Michigan State, -1, at Ohio State, -1; Wisconsin, -1; Michigan, -3; LSU, -2), and 1-0 when splitting the turnover margin (Purdue).
- The Hawkeyes held a halftime lead in 10-of-13 games. Iowa was 7-3 in those contests.
- Iowa scored 37 offensive touchdowns - 19 passing and 18 rushing. Net yards were separated by 223 yards (2,562 passing yards vs. 2,339 rushing yards).
- Iowa rushed for 2,339 rushing yards, its highest single-season total since 2008 (2,453).
- RB Mark Weisman led Iowa in rushing for the second straight year. He carried 227 times for 975 yards and eight touchdowns.
- WR Kevonte Martin-Manley led Iowa in receptions (40) and receiving yards (388), while TE C.J. Fiedorowicz led the team with six scoring receptions.
- Three Hawkeye linebackers recorded over 100 tackles (Anthony Hitchens 112, James Morris 107, Christian Kirksey 104). It is the first time in program history three players recorded 100 tackles (tackles became official stat in 1968). Iowa has had two players with 100-plus tackle's seven times (1970, 1972, 1988, 1996, 2001, 2003, 2005).
- LB Anthony Hitchens and junior OT Brandon Scherff were named Roy J. Carver Most Valuable Players.

**IOWA BOWL NOTES**

- Iowa appeared in its 27th bowl game and has a record of 14-12-1 (.537). The Hawkeyes have competed in the Rose (five times), Outback (four), Alamo (four), Holiday (three), Orange (two), Peach (two), Sun (two), Insight (two), and the Capital One, Gator and Freedom bowls once.
- The 2014 Outback Bowl marked Iowa's 11th both appearance overall, and seventh January bowl appearance, since 2001.
  - Iowa has been bowl eligible 12 of the last 13 seasons under head coach Kirk Ferentz and his staff.
  - Iowa ranks third in Big Ten bowl appearances. Ohio State and Michigan have received a conference-best 42 bowl bids, followed by the Hawkeyes (27) and Wisconsin (24). All four schools were bowl-eligible in 2013.
  - The Hawkeyes have appeared in 11 bowl games since 2001, posting a 6-5 record in bowl games under Ferentz, including wins in 4-of-7 January bowl games.
  - Since the 2001 season, no Big Ten team has won more bowl games (6) or has a higher winning percentage (.549) in bowl games, than Iowa.
  - During the BCS bowl era (1998-2013), the Big Ten qualified 27 teams for BCS bowls, more than any other conference. Eight different Big Ten programs played in BCS bowl games, including two appearances by Iowa (1-1).

**BEST IN THE BIG TEN**

Iowa has posted a 6-5 bowl record under head coach Kirk Ferentz. Since the 2001 season, no Big Ten team has won more bowl games or has a higher winning percentage in bowl games than Iowa. Following is the record for Big Ten teams in bowl games since 2001:

BCS			BCS		
Team	Record	Pct.	Team	Record	Pct.
Iowa	6-5	.545	Purdue	3-5	.375
Ohio State	5-6	.455	Michigan State	4-5	.444
Penn State	5-5	.500	Wisconsin	4-8	.333
Illinois	2-2	.500	Michigan	3-8	.273
Nebraska	5-6	.455	Northwestern	1-6	.143
Minnesota	3-6	.333	Indiana	0-1	.000



**HAWKEYES EARN ALL-BIG TEN RECOGNITION**

Senior TE C.J. Fiedorowicz and junior OT Brandon Scherff were named first team All-Big Ten by a vote of league coaches. In addition, senior DB B.J. Lowery was a first team selection by league media.

The Big Ten coaches' second unit included senior OT Brett Van Sloten, junior DT Carl Davis, senior LB Anthony Hitchens and senior LB James Morris. The Big Ten media second unit featured Scherff, Fiedorowicz, Morris and senior PK Mike Meyer.

Hawkeye players earning honorable mention recognition on both the coaches and media units included sophomore C Austin Blythe, senior OG Conor Boffeli, senior LB Christian Kirksey, senior FS Tanner Miller and junior DT Louis Trinca-Pasat.

Lowery was named honorable mention by Big Ten coaches, while Big Ten media named Davis, Hitchens, Van Sloten, senior LS Casey Kreiter and junior DB John Lowdermilk to the honorable mention squad. Morris was also Iowa's recipient of the Big Ten's Sportsmanship Award.

A complete list of honors earned by the 2013 Hawkeyes is included in the final notes packet.

**THREE EARN ACADEMIC HONORS**

Senior LB James Morris was named to the Capital One Academic All-America first team after earlier being named to the All-District Six first team. Morris was joined on the Capital One Academic All-District Six first team by sophomore QB Jake Rudock and senior OL Brett Van Sloten.

Morris, a native of Solon, Iowa, graduated with a 3.84 grade point average in political science. He earned All-District academic honors in 2012 and academic All-Big Ten recognition the last three years. He was one of 16 National Football Foundation National Scholar-Athletes and was a finalist for the Lott IMPACT Trophy and the Wuerffel Trophy. He also earned both NCAA and Big Ten Conference Postgraduate Scholarships.

Rudock is a native of Westin, Fla., who started all 13 games. He carried a 3.57 grade point average while majoring in interdepartmental studies. Rudock completed 204-of-346 pass attempts for 2,383 yards and 18 touchdowns. He also rushed for 218 yards and five touchdowns.

Van Sloten, a native of Decorah, Iowa, was a management major and carried a 3.54 grade point average. He earned academic All-Big Ten honors each of the last four years. Van Sloten started all 13 games in 2013 and all 25 games over the past two seasons at right tackle.

In the last 15 seasons, under UI head coach Kirk Ferentz, 22 Iowa football student-athletes have combined to earn academic All-District and All-America recognition on 42 occasions.

**14 HAWKEYES ARE ACADEMIC ALL-BIG TEN**

Fourteen members of the Iowa football program earned Academic All-Big Ten recognition in 2013. Student-athletes must be in their second academic year and carry a cumulative GPA of 3.0 or above to be recognized.

Senior OL Brett Van Sloten earned the Big Ten honor for the fourth straight year. Senior LB James Morris and senior long-snapper Casey Kreiter were recognized for the third time in their careers.

Hawkeyes earning the honor for the second year included sophomore LB Cole Fisher, senior OL Nolan MacMillan, sophomore LB Travis Perry, senior WR Don Shumpert, junior DL Louis Trinca-Pasat and junior RB Mark Weisman. First time honorees included senior OL Conor Boffeli, redshirt freshman TE George Kittle, sophomore DB Jordan Lomax, sophomore DL Drew Ott and sophomore QB Jake Rudock.

**REID, WOODS SHARE COACHING HONOR**

Linebacker coaches Jim Reid and LeVar Woods were named Linebackers Coaches of the Year by FootballScoop.com.

Woods, a three-year letterman during his Hawkeye playing career, completed his second year coaching Iowa linebackers after serving as an administrative assistant from 2008-11. Reid, a veteran of 35 years in the college and professional coaching ranks, completed his first season on the Hawkeye coaching staff.

The defense played a key role in Iowa's turnaround from a 4-8 record in 2012. The Hawkeyes ranked sixth nationally in total defense, seventh in first downs allowed, ninth in passing defense and scoring defense, and 19th in rushing defense. Iowa allowed just eight rushing touchdowns in 13 games.

Iowa's three senior linebackers, Hitchens, Morris, and Kirksey, played a key role for the Hawkeyes. The trio ranked first, second and third, respectively, in tackles, while Morris led the team in tackles for loss (18), sacks (eight) and interceptions (four). They also combined for 10 turnovers (six interceptions and four recovered fumbles).

Iowa accomplished the rare feat of having three linebackers post 100-tackle seasons and rank among college football's top 70 tacklers. Hitchens led the way with 112 stops (36th nationally), Morris recorded 106 tackles (58th), and Kirksey had 104 tackles (68th).

**IOWA DEFENSE PRESENTS...**

- Iowa ranked second in total defense among Big Ten schools, and sixth nationally. The Hawkeyes allowed 303.1 yards of total offense, holding their opponents to just 15.9 first downs per game, the second-best number in the Big Ten and fifth-best nationally.
- Eight Hawkeyes landed on the All-Big Ten defensive teams. DB B.J. Lowery was named first team All-Big Ten. DT Carl Davis, LB Anthony Hitchens, and LB James Morris earned second team honors, and LB Christian Kirksey, DT Louis Trinca-Pasat, SS John Lowdermilk and FS Tanner Miller earned honorable mention recognition.
- Iowa's scoring defense (18.9 ppg) ranked No. 3 in the Big Ten. Iowa's pass defense ranked second (174.7 ypg), and its rushing defense ranked fourth (128.4).
- Iowa held 11-of-13 opponents under their rushing average.
- Iowa forced 65 3-and-outs on 162 drives, (40.1 percent).
- Iowa allowed 16 red-zone touchdowns, the fourth-lowest total in the nation.
- The Hawkeye defense earned five individual conference awards. DB B.J. Lowery and LB James Morris earned back-to-back Big Ten Defensive Player of the Week honors on Sept. 21 and Sept. 28, respectively. Lowery earned the honor after recording a pair of interceptions against Western Michigan on Sept. 21, and Morris earned the award after recording eight tackles, one sack, and one interception at Minnesota on Sept. 28. DB Desmond King earned Freshman of the Week honors after recording a career-best 12 tackles at Ohio State on Oct. 26. Morris earned his second weekly award for his play in the win over Northwestern, as he recorded eight tackles and a recovered fumble, including 2.5 tackles for loss, two of which were QB sacks. LB Christian Kirksey earned the defensive Player of the Week award after recording 11 tackles, one sack and one interception against Nebraska.
- The Iowa defense recorded six sacks against Northwestern on Oct. 26, a season-high, and its highest total since recording six sacks against Florida International in 2008. The last time Iowa recorded six sacks vs. a Big Ten opponent was 2007 against Northwestern. Iowa's six sacks came from five different defenders, including LB James Morris (2-5), LB Anthony Hitchens (1-1), DT Drew Ott (1-1), DT Louis Trinca-Pasat (1-1) and DE Mike Hardy (1-1).
- Nine Hawkeyes combined for 11 tackles-for-loss (34 yards) in Iowa's 24-21 win over Michigan on Nov. 23. DT Carl Davis recorded a career best eight tackles, including 2.5 TFL (11 yards) and one sack (7 yards).
- The Iowa defense held its opponent scoreless in the first quarter in 10-of-13 games (Michigan scored a defensive touchdown). Iowa's defense allowed two first-quarter touchdowns, first in Week 1 and then in the Outback Bowl.
- Iowa shutout its opponents in the first half four times (Missouri State, Iowa State, Minnesota, Northwestern).

**HAWKEYES NAME TEAM CAPTAINS**

Five players were named permanent team captains for 2013. They included senior offensive lineman Brett Van Sloten and junior running back Mark Weisman on offense, senior linebackers Christian Kirksey and James Morris on defense and long-snapper Casey Kreiter on special teams.

**16 SENIORS COMPETED IN 2013**

Senior members of the Iowa football program played their final game as a Hawkeye at the Outback Bowl. They included DE Dominic Alvis, OL Conor Boffeli, WR Jordan Cotton, TE C.J. Fiedorowicz, LB Palmer Foster, LB Anthony Hitchens, LB Christian Kirksey, LS Casey Kreiter, DB B.J. Lowery, OL Nolan MacMillan, K Mike Meyer, S Tanner Miller, LB James Morris, WR Don Shumpert, DB Gavin Smith, and OL Brett Van Sloten.

**LEADING LINEBACKERS**

Iowa's three senior linebackers accounted for 10 takeaways in 2013 -- six interceptions, four fumble recoveries. LB James Morris had four interceptions and one fumble recovery, while LB Christian Kirksey had one interception and two fumble recoveries. LB Anthony Hitchens had one interception and one fumble recovery.

All three linebackers recorded over 100 tackles (Hitchens 112, Morris 107, Kirksey 104). It is the first time in program history three players recorded 100 tackles (tackles became official stat in 1968).

All three ranked among the Big Ten's top 10 tacklers. Hitchens ranked sixth in the conference averaging 8.6 tackles per game. Morris ranked eighth with 8.2 stops per game, and Kirksey ranked 10th, averaging 8.0 tackles per game. The Big Ten had nine players with at least 100 tackles, including all three Iowa linebackers.

Morris tied for third in conference games only, averaging 9.4 tackles per game. Kirksey ranked ninth in conference games only (8.4), and Hitchens 12th (8.1). All three were on the Butkus Award Watch List.

In their careers, Morris was credited with double-digit tackle games 19 times. Hitchens and Kirksey each had 13 double-digit tackle games. All three totaled over 250 career tackles.

**COLLECTING INTERCEPTIONS**

The Hawkeyes recorded 12 interceptions during the regular season and one in the postseason. LB James Morris led Iowa with four interceptions, while DB B.J. Lowery and S Tanner Miller recorded three interceptions each. The Hawkeyes were one of three Big Ten teams to have three players with at least three interceptions (Northwestern, Michigan). LB Anthony Hitchens, LB Christian Kirksey, and SS John Lowdermilk had one interception each.

In Iowa's 59-3 win over Western Michigan, Lowery returned two interceptions for touchdowns, which is a single-game school record, and ties for the second-most in a single game in NCAA history (Houston's Johnny Jackson returned three for TDs in 1987). Lowery is the second Big Ten player in the BCS era (since 1998) with two interceptions returned for touchdowns in a single game.

Since the start of the 2008 season, Iowa has collected 96 interceptions. Iowa had 10 interceptions in 2011, with two of those being returned for touchdowns (89 yards by DB Shaun Prater and 98 yards by DB Tanner Miller). Iowa's defense also registered 10 interceptions in 2012. Two of the 10 thefts were returned for touchdowns, both by linebacker Christian Kirksey (68-yards vs. Minnesota and 18 yards at Indiana). The interception return against Minnesota is the third-longest in school history.

The Hawkeyes have had an interception return for a touchdown in each of the last six years, including two last season. Iowa has had an interception return for a score in 11 of the last 13 seasons and 11-of-15 seasons under Kirk Ferentz. Additionally, the Hawkeyes had a fumble return for a touchdown (Christian Kirksey, 52 yards) in the 2013 season opener.

**NOSE FOR THE END ZONE**

Iowa scored touchdowns five different ways in 2013 -- pass (19), rush (18), punt return (2), interception return (2) and fumble return (1). The Hawkeyes scored touchdowns four different ways against Western Michigan -- QB Jake Rudock threw a pair of touchdowns; RB Mark Weisman and RB Jordan Canzeri each rushed for a score; WR Kevonte Martin-Manley returned two punts for touchdowns; and DB B.J. Lowery returned two interceptions for scores. That contest marks the only game in school history in which Iowa scored four non-offensive touchdowns.

In Iowa's season opener, LB Christian Kirksey returned a fumble for a touchdown.

**O-LINE LEADS RUNNING GAME, HONORED BY COACHES AND MEDIA**

Four offensive linemen were named to All-Big Ten teams last season, including left tackle Brandon Scherff, who earned first team All-Big Ten honors by a vote of league coaches. Right tackle Brett Van Sloten was named second team All-Big Ten by league coaches, and honorable mention by league media. Center Austin Blythe and left guard Conor Boffeli earned honorable mention by both the coaches and media.

Iowa rushed for 200 yards five times in 2013 before passing the 300-yard mark Nov. 9 at Purdue. The Hawkeyes rushed for 318 yards on 52 carries against the Boilermakers. It was Iowa's highest yardage total since rushing for 365 yards on 65 carries at Minnesota in 2002. It was also the first 300-yard effort since gaining 301 vs. Illinois in 2005.

Iowa opened the season with five straight games of 200-plus yards rushing (202 vs. Northern Illinois; 296 vs. Missouri State; 218 at Iowa State; 258 vs. Western Michigan; 246 at Minnesota). During those five games, Iowa's offensive line paved the way for 1,220 rushing yards on 263 attempts. It marked the first time the Hawkeyes rushed for 200-plus yards in five consecutive games since a six-game streak spanning the 1996-97 seasons (1996 -- 227 at Minnesota; 217 vs. Texas Tech; 1997 -- 379 vs. UNI; 408 vs. Tulsa; 233 at Iowa State; 219 vs. Illinois).

Iowa averaged 232.8 rushing yards in its eight wins, rushing 403 times for 1,862 yards (4.6 ypc). Iowa rushed 60 times for 218 yards in a 27-21 win over Iowa State. The 60 rushing attempts ties for the most in a single-game under head coach Kirk Ferentz. The last time Iowa had 60 carries was Sept. 4, 2004 against Kent State.

Iowa rushed for 296 yards on 58 attempts in a 28-14 win over Missouri State. The 58 rush attempts mark Iowa's third highest single-game total under Ferentz. The Hawkeyes matched that total against Western Michigan, rushing 58 times for 258 yards.

Iowa's offensive line yielded just 15 sacks, the fewest sacks allowed in the Big Ten. The Hawkeyes' starters on the offensive line included tackles Brett Van Sloten and Brandon Scherff, guards Jordan Walsh and Conor Boffeli and center Austin Blythe. Junior Andrew Donnal shared time with Walsh throughout the season.

**OFFENSE INCREASES TEMPO, CONTROLS T.O.P.**

The Hawkeyes ranked sixth in the Big Ten in time of possession, averaging 31:14 per game. The Hawkeyes had the advantage in time of possession in 8-of-13 games, and owned a time of possession greater than 36 minutes in four of their victories (38:18 vs. Missouri State; 38:03 at Iowa State; 36:11 vs. Western Michigan; 36:01 at Minnesota). Iowa was 7-1 when winning time of possession, and had one win without a T.O.P. advantage (Northwestern, 29:47-30:13).

Furthermore, Iowa maintained possession for 38-plus minutes in back-to-back games for the first time under Kirk Ferentz (38:18 vs. Missouri State; 38:03 at Iowa State).

Iowa ran 80-plus plays in its first three games of the season, marking the first time under coach Kirk Ferentz the Hawkeyes have taken 80-plus snaps in three consecutive games. The Hawkeyes took 80 snaps in the season opener, 85 in Week 2, and 83 in Week 3.

**TROPHY GAMES**

The Hawkeyes were 3-1 in trophy games during the regular season. Iowa won the first of four trophy games, 27-21, at Iowa State (Cy-Hawk) on Sept. 14. The Hawkeyes then retained the Floyd of Rosedale trophy with a 23-7 win at Minnesota on Sept. 28. Iowa won its first Heroes Trophy with a 38-17 win at Nebraska on Nov. 29. Wisconsin kept possession of the Heartland Trophy following a 28-9 win Nov. 2.

**REMOVE THE REDSHIRT**

True freshmen RB LeShun Daniels, Jr., DB Desmond King, LB Reggie Spearman, and WR Matt Vandenberg all saw action in 2013. Daniels rushed 36 times for 142 yards, while Vandenberg caught eight passes for 59 yards. Vandenberg made two starts (vs. Michigan, at Nebraska).

Spearman had 10 tackles, including four stops in his Hawkeye debut against Western Michigan. King was the only true freshman to see action in each of Iowa's 13 games. He started the last 12 contests and recorded 69 tackles, sixth-most on the team and more than any freshman in the conference.

### COACH PHIL PARKER

Coordinator of the Week vs. Minnesota, by Athlon Sports

### COACH JIM REID

Linebackers Coach of the Year by FootballScoop

### COACH LEVAR WOODS

Linebackers Coach of the Year by FootballScoop

### DOMINIC ALVIS

Third team mid-season All-Big Ten by Phil Steele

Honorable mention mid-season All-Big Ten by BTN.com

### NATHAN BAZATA

Team Leader Award, Defense

### AUSTIN BLYTHE

Honorable mention All-Big Ten by league coaches and media

Preseason fourth team All-Big Ten by Phil Steele

Preseason second team All-Big Ten by College Sports Madness

### CONOR BOFFELI

Honorable mention All-Big Ten by league coaches and media

Academic All-Big Ten

### BO BOWER

Team Leader Award, Defense

### DAMON BULLOCK

Earl Campbell Tyler Rose Award Watch List

### JORDAN COTTON

*College Football Performance Awards* Kickoff Returner Trophy Watch List

Preseason first team All-Big Ten kick return specialist by Athlon

Preseason first team All-Big Ten kick return specialist by Phil Steele

Preseason first team All-Big Ten kick return specialist by College Sports Madness

### CARL DAVIS

Second team All-Big Ten by league coaches

Honorable mention All-Big Ten by league media

Second team All-Big Ten by Athlon Sports

Third team All-Big Ten by Phil Steele

Third team All-Big Ten by College Sports Madness

Preseason second team All-Big Ten by Phil Steele

Preseason third team All-Big Ten by College Sports Madness

### JAKE DUZEY

CFPA honorable mention Tight End of the Week vs. Ohio State

### C.J. FIEDOROWICZ

Coaches Appreciation Award, Offense

First team All-Big Ten by league coaches

Second team All-Big Ten by league media

First team All-Big Ten by Athlon Sports

Second team All-Big Ten by Phil Steele

Second team All-Big Ten by College Sports Madness

Senior Bowl

CFPA honorable mention Tight End of the Week vs. Michigan

CFPA honorable mention Tight End of the Week vs. Northwestern

CFPA honorable mention Tight End of the Week vs. Michigan State

Third team mid-season All-Big Ten by Phil Steele

Honorable mention mid-season All-Big Ten by BTN.com

John Mackey Award Midseason Watch List

*College Football Performance Awards* Tight End Trophy Watch List

Preseason second team All-Big Ten by Phil Steele

Preseason third team All-Big Ten by College Sports Madness

### COLE FISHER

Academic All-Big Ten

### CHAD GILSON

Team Leader Award, Special Teams

### MIKE HARDY

Next Man In Award, Defense

### ANTHONY HITCHENS

Roy J. Carver Most Valuable Player, Defense

Hayden Fry "Extra Heartbeat" Award, Defense

Second team All-Big Ten by league coaches

Honorable mention All-Big Ten by league media

Second team All-Big Ten by Athlon Sports

Second team All-Big Ten by Phil Steele

Third team All-Big Ten by College Sports Madness

CFPA honorable mention Linebacker of the Week vs. Michigan

Second team mid-season All-Big Ten by Phil Steele

Honorable mention mid-season All-Big Ten by BTN.com

Rotary Lombardi Award Watch List

Butkus Award Watch List

Preseason third team All-Big Ten by Phil Steele & College Sports Madness

### JOSEY JEWELL

Team Leader Award, Defense

### MITCH KEPPEY

Team Leader Award, Offense

### DESMOND KING

Third team Freshman All-America by Athlon Sports

First team Freshman All-Big Ten by BTN.com

Next Man In Award, Defense

Big Ten Conference Freshman of the Week vs. Ohio State

### CHRISTIAN KIRKSEY

Permanent Team Captain, Defense

Hayden Fry "Extra Heartbeat" Award, Defense

Senior Bowl

Honorable mention All-Big Ten by league coaches and media

Third team All-Big Ten by Phil Steele

Walter Camp Foundation national Linebacker of the Week vs. Nebraska

Big Ten Conference Defensive Player of the Week vs. Nebraska

CFPA honorable mention Linebacker of the Week vs. Nebraska

CFPA honorable mention Linebacker of the Week vs. Northern Illinois

Butkus Award Watch List

*College Football Performance Awards* Linebacker Trophy Watch List

Preseason fourth team All-Big Ten by Phil Steele

### GEORGE KITTLE

Academic All-Big Ten

### CONNOR KORNBRATH

Ray Guy Award Watch List

CFPA honorable mention Punter of the Week vs. Nebraska

CFPA honorable mention Punter of the Week vs. Western Michigan

### CASEY KREITER

National Football Foundation Hampshire Honor Society

Permanent Team Captain, Special Teams

Hayden Fry "Extra Heartbeat" Award, Special Teams

Brett Greenwood Award

Reggie Roby Special Teams Award, Specialist

Honorable mention All-Big Ten by league media

Academic All-Big Ten

### JORDAN LOMAX

Academic All-Big Ten

### JOHN LOWDERMILK

Coaches Appreciation Award, Defense

Honorable mention All-Big Ten by league media

### B.J. LOWERY

Coaches Appreciation Award, Defense

Coaches Appreciation Award, Special Teams

First team All-Big Ten by league media

Honorable mention All-Big Ten by league coaches

First team All-Big Ten by Sporting News & Phil Steele

Jim Thorpe Award national Defensive Back of the Week vs. W. Michigan

Second team mid-season All-Big Ten by Phil Steele

Honorable mention mid-season All-Big Ten by BTN.com

CFPA national Defensive Back of the Week vs. W. Michigan

National Defensive Player of the Week by *College Sports Madness* vs. W. Michigan

Big Ten Conference defensive Player of the Week vs. W. Michigan



**NOLAN MACMILLAN**

Academic All-Big Ten

**KEVONTE MARTIN-MANLEY**

Coaches Appreciation Award, Offense

First team All-Big Ten specialist by Phil Steele

First team All-Big Ten specialist by Sporting News

First team All-Big Ten specialist by College Sports Madness

First team mid-season All-American specialist by Phil Steele

First team mid-season All-Big Ten specialist by Phil Steele

First team mid-season All-Big Ten specialist by BTN.com

CFPA national Special Teams Player of the Week vs. W. Michigan

Big Ten Conference Special Teams Player of the Week vs. W. Michigan

**MIKE MEYER**

Reggie Roby Special Teams Award, Overall

Second team All-Big Ten by league media

Second team All-Big Ten by Phil Steele

Candidate for Burlsworth Trophy

CFPA honorable mention Specialist of the Week vs. Wisconsin

CFPA honorable mention Specialist of the Week vs. Minnesota

First team mid-season All-Big Ten kicker by Phil Steele

Lou Groza Award Star of the Week vs. Minnesota

CFPA honorable mention Specialist of the Week vs. Northern Illinois

Lou Groza Award Watch List

*College Football Performance Awards* Placekicker Trophy Watch List

Preseason second team All-Big Ten placekicker by Athlon

Preseason second team All-Big Ten by College Sports Madness

Preseason third team All-Big Ten by Phil Steele

**TANNER MILLER**

Coaches Appreciation Award, Defense

Honorable mention All-Big Ten by league coaches and media

**JAMES MORRIS**

UI Big Ten Medal of Honor

Robert F. Ray Faculty Representative Award

NCAA &amp; Big Ten Post-Graduate Scholarships

National Football Foundation Hampshire Honor Society

Fourth team All-America by Phil Steele

Permanent Team Captain, Defense

Hayden Fry "Extra Heartbeat" Award, Defense

Forest Evashevski Scholastic Achievement Award

Iron Hawk Award

Players Choice Award, Defense

Capital One First Team Academic All-America

Academic All-Big Ten

Finalist for Lott IMPACT Trophy

National Football Foundation National Scholar-Athlete

Finalist for Wuerffel Trophy

Second team All-Big Ten by league coaches and media

Second team All-Big Ten by Athlon Sports

Second team All-Big Ten by Phil Steele

Second team All-Big Ten by College Sports Madness

Big Ten Conference Sportsmanship Award

*Athlon Sports* Big Ten Defensive Player of the Week vs. Nebraska

College Sports Madness Big Ten Defensive Player of the Week vs. Nebraska

CFPA national Defensive Performer of the Week vs. Nebraska

CFPA national Linebacker of the Week vs. Nebraska

Lott IMPACT Trophy Defensive Player of the Week vs. Northwestern

Big Ten Defensive Player of the Week vs. Northwestern

*College Sports Madness* Big Ten Defensive Player of the Week vs. Northwestern

Third team mid-season All-Big Ten by Phil Steele

Honorable mention mid-season All-Big Ten by BTN.com

Big Ten Defensive Player of the Week vs. Minnesota

Butkus Award Watch List

Bednarik Award Watch List

Lott IMPACT Trophy Watch List

Nagurski Award Watch List

*College Football Performance Awards* Linebacker Trophy Watch List

Preseason second team All-Big Ten by Athlon

Preseason second team All-Big Ten by Phil Steele

Preseason second team All-Big Ten by College Sports Madness

**BOONE MYERS**

Team Leader Award, Offense

**DREW OTT**

Academic All-Big Ten

**TRAVIS PERRY**

Team Hustle Award, Special Teams

Academic All-Big Ten

**MALIK RUCKER**

Team Leader Award, Special Teams

**JAKE RUDECK**

Coaches Appreciation Award, Offense

Capital One Academic All-District VI first team

Academic All-Big Ten

**BRANDON SCHERFF**

Second team All-America by Football Writers Association (FWAA)

Second team All-America by Phil Steele

Second team All-America by College Sports Madness

Third team All-America by Athlon Sports

Third team All-America by Lindy's

Roy J. Carver Most Valuable Player, Offense

Team Hustle Award, Offense

First team All-Big Ten by league coaches

Second team All-Big Ten by league media

First team All-Big Ten by Sporting News

First team All-Big Ten by Phil Steele

First team All-Big Ten by College Sports Madness

Second team All-Big Ten by Athlon Sports

Second team mid-season All-Big Ten by Phil Steele

Honorable mention mid-season All-Big Ten by BTN.com

Preseason second team All-Big Ten by College Sports Madness

Preseason third team All-Big Ten by Athlon

Preseason third team All-Big Ten by Phil Steele

**DONALD SHUMPERT**

Next Man In Award, Offense

Academic All-Big Ten

**GAVIN SMITH**

Next Man In Award, Special Teams

**LOUIS TRINCA-PASAT**

Team Hustle Award, Defense

Honorable mention All-Big Ten by league coaches and media

Academic All-Big Ten

**BRETT VAN SLOTEN**

National Football Foundation Hampshire Honor Society

Permanent Team Captain, Offense

Hayden Fry "Extra Heartbeat" Award, Offense

Players Choice Award, Offense

Second team All-Big Ten by league coaches

Honorable mention All-Big Ten by league media

Third team All-Big Ten by Phil Steele

Third team All-Big Ten by College Sports Madness

Capital One Academic All-District VI first team

Academic All-Big Ten

**AKRUM WADLEY**

Team Leader Award, Offense

**MARK WEISMAN**

Permanent Team Captain, Offense

Maxwell Award Watch List

Third team All-Big Ten by Phil Steele

Second team mid-season All-Big Ten by Phil Steele

Honorable mention mid-season All-Big Ten by BTN.com

Academic All-Big Ten

CFPA honorable mention Running Back of the Week vs. Missouri State

Doak Walker Award Watch List

*College Football Performance Awards* Running Back Trophy Watch List

Preseason fourth team All-Big Ten by Phil Steele

**Northern Illinois 30, Iowa 27**

Aug. 31, 2013, Kinnick Stadium -- Iowa City, Iowa

Northern Illinois	10	7	3	10	--	30
Iowa	7	17	0	3	--	27

**GAME RECAP**

Northern Illinois scored the final 10 points to escape Kinnick Stadium with a 30-27 win over Iowa in the season opener. The loss snapped a 12-game winning streak in season openers for the Hawkeyes and was Northern Illinois' first win over Iowa in nine games.

Trailing 10-0, Iowa linebacker Christian Kirksey forced and returned a fumble 52 yards for a TD. Kirksey, who celebrated his 21st birthday on gameday, also finished with a career-high 14 tackles. The score was Kirksey's third of his career; the senior returned two interceptions for scores in 2012.

Mike Meyer connected on a 28-yard field goal to even the score before TE C.J. Fiedorowicz caught an 11-yard touchdown to give the Hawkeyes a 17-10 advantage.

NIU tied the game on QB Jordan Lynch's second TD pass, but Iowa QB Jake Rudock gave the home squad a 24-17 halftime lead on a 6-yard scoring run with 53 seconds left.

An NIU fake punt led to the only points of the third quarter, a 25-yard field goal by Mathew Sims.

Meyer split the uprights from 44 yards to make the score 27-20 with 6:42 remaining before the Huskies scored the final 10 points of the game, including the game-winning 36-yard field goal with four seconds left.

In his first collegiate game, Rudock was 21-37 for 256 yards with two TD's (one rush and one pass) and two interceptions. The 256 yards equal the fourth-most passing yards by an Iowa quarterback in his first career start, tying Jake Christensen's 256 against Northern Illinois in 2006. Rudock completed passes to nine Hawkeye receivers.

RB Mark Weisman rushed 20 times for 100 yards, marking the fifth time in his career that the former walk-on reached 100 yards. WR Kevonte Martin-Manley caught a personal-best nine balls for 79 yards.

Other Hawkeyes making their first collegiate starts included: WR Don Sumpert, DE Drew Ott, DT Carl Davis, SS John Lowdermilk and CB Jordan Lomax.

Lynch led the Huskies with 331 yards total offense, completing 25-41 passes for 275 yards with three touchdowns and rushing 22 times for 56 yards.

Game time temperature was 85 degrees, the warmest season-opening temperature for an Iowa game since playing Kansas State in Kansas City in 2000 (94 degrees).

**SCORING SUMMARY****First Quarter**

NIU -- Mathew Sims, 47-yard field goal

NIU -- Tommylee Lewis, 40-yard pass from Jordan Lynch (Sims kick)

IA -- Christian Kirksey, 52-yard fumble return (Meyer kick)

**Second Quarter**

IA -- Mike Meyer, 28-yard field goal

IA -- C.J. Fiedorowicz, 11-yard pass from Jake Rudock (Meyer kick)

NIU -- Tommylee Lewis, 21-yard pass from Jordan Lynch (Sims kick)

IA -- Jake Rudock, 6-yard run (Meyer kick)

**Third Quarter**

NIU -- Mathew Sims, 25-yard field goal

**Fourth Quarter**

IA -- Mike Meyer, 44-yard field goal

NIU -- DaRon Brown, 33-yard pass from Jordan Lynch (Sims kick)

NIU -- Mathew Sims, 36-yard field goal

**Attendance: 67,402**

IOWA	TEAM STATS	NIU
24	First Downs	20
43-202	Rushes-Yards	42-163
256	Passing Yards	275
21-37-2	Com-Att-Int	25-41-0
80-458	Total Offense	83-438
7-36.7	Punts-Avg.	8-42.6
1-1	Fumbles-Lost	2-1
6-35	Penalties-Yards	8-64
30:40	Possession Time	29:20

**INDIVIDUAL LEADERS****RUSHING:**

IOWA: Weisman 20-100; Bullock 17-76

NIU: Lynch 22-56; Stingily 12-42; Wedel 1-42

**PASSING:**

IOWA: Rudock 21-37-256, 1 TD, 2 INT

NIU: Lynch 25-41-275, 3 TD, 0 INT

**RECEIVING:**

IOWA: Martin-Manley 9-79;

Cotton 2-58

NIU: Brown 7-92; Lewis 5-82

**TACKLES:**

IOWA: Kirksey 14; Hitchens 13

NIU: Ward 13, Bass 10

**Iowa 28, Missouri State 14**

Sept. 7, 2013, Kinnick Stadium, Iowa City, Iowa

Missouri State	0	0	0	14	--	14
Iowa	7	0	14	7	--	28

**GAME RECAP**

QB Jake Rudock and RB Mark Weisman combined for four rushing touchdowns in a 28-14 victory over Missouri State in Kinnick Stadium.

Rudock scored the only points of the first half, scampering six yards for a score in the first quarter to give the Hawkeyes the early 7-0 advantage.

Weisman, who rushed for a game-high 180 yards on 30 carries, rushed for a pair of scores in the third period (10 and 3 yards) to give the Hawkeyes a 21-0 cushion. A 37-yard rush in the third quarter pushed Weisman over the career 1,000-yard rushing plateau.

Missouri State quickly answered with two touchdowns in 10 seconds in the first minute of the fourth period. The Bears posted a 27-yard touchdown pass on the first play of the fourth quarter, followed by a 28-yard interception return to make the score 21-14.

Iowa answered with a 10-play, 65-yard drive that culminated with a 2-yard scoring run by Rudock, his third of the season.

DB Tanner Miller intercepted his fifth career pass in the end zone on Missouri State's next possession to help preserve Iowa's first victory of 2013.

Iowa amassed 489 yards total offense, its highest total since totaling 562 versus Ball State on Sept. 26, 2010. The Hawkeyes rushed 58 times for 296 yards, marking the third highest amount of rushing attempts during the Kirk Ferentz era.

Defensively, Iowa forced the Bears to 1-of-10 on third downs, including forcing five three-and-outs. The Hawkeyes limited the Bears to 197 yards of total offense.

Rudock completed 19-28 passes for 193 yards and rushed seven times for 33 yards, including two rushing touchdowns. The sophomore signal caller distributed the ball to 10 different receivers. TE C.J. Fiedorowicz, TE Jake Duzey and WR Kevonte Martin-Manley each caught three passes for a combined 81 yards.

Linebackers Anthony Hitchens and James Morris combined for 14 tackles. Hitchens had eight, while Morris' six stops put him over 300 tackles in his career.

Iowa held the ball for 38:18, its fourth-best time of possession mark under Ferentz, compared to only 21:42 for the Bears.

**SCORING SUMMARY****First Quarter**

IA -- Jake Rudock, 6-yard run (Meyer kick)

**Third Quarter**

IA -- Mark Weisman, 10-yard run (Meyer kick)

IA -- Mark Weisman, 3-yard run (Meyer kick)

**Fourth Quarter**

MSU -- Julian Burton, 27-yard pass from Kierra Harris (Witmer kick)

MSU -- Rique Bentley, 28-yard interception return (Witmer kick)

IA -- Jake Rudock, 2-yard run (Mike Meyer kick)

**Attendance: 64,201**

MSU	TEAM STATS	IOWA
12	First Downs	25
23-70	Rushes-Yards	58-296
127	Passing Yards	193
14-30-1	Com-Att-Int	19-28-1
53-197	Total Offense	86-489
8-40.9	Punts-Avg.	5-37.2
2-1	Fumbles-Lost	0-0
4-55	Penalties-Yards	11-100
21:42	Possession Time	36:37

**INDIVIDUAL LEADERS****RUSHING:**

IOWA: Weisman 30-180; Bullock 10-40

MSU: Johnson 7-26; Scott 6-18; Harris 6-18

**PASSING:**

IOWA: Rudock 19-28-193, 0 TD, 1 INT

MSU: Harris 14-30-127, 1 TD, 1 INT

**RECEIVING:**

IOWA: Fiedorowicz 3-31; Duzey 3-26; Martin-Manley 3-24

MSU: Burton 6-67; Buford 4-33

**TACKLES:**

IOWA: Hitchens 8; Lowdermilk 6; Morris 6

MSU: Crutcher 11; Berry 10; Schaffitzel

**Iowa 27, Iowa State 21**

Sept. 14, 2013, Jack Trice Stadium, Ames, Iowa

Iowa	0	13	7	7	--	27
Iowa State	0	0	7	14	--	21

**GAME RECAP**

The Hawkeyes earned program win No. 600 following a 27-21 triumph over in-state rival Iowa State at Jack Trice Stadium in Ames.

The Hawkeyes were led by their running game, amassing 218 of their 378 total yards on the ground. RB Mark Weisman accounted for 145 rushing yards on 35 attempts, becoming the first Hawkeye since Shonn Greene (2008) to go over 100 yards in Iowa's first three games of a season.

Iowa (83) ran 20 more offensive plays than ISU (63), possessing the football for 38:03, compared to 21:57 for the Cyclones.

After a scoreless first quarter, the Hawkeyes posted 13 points in the second period. QB Jake Rudock connected with WR Kevonte Martin-Manley for a 5-yard scoring strike to give the visitors an early 7-0 lead. PK Mike Meyer split the uprights from 27 and 38 yards to extend Iowa's advantage to 13-0 at halftime.

ISU cut the Hawkeye lead to 13-7 on a 67-yard touchdown pass from QB Sam Richardson to WR Quenton Bundrage.

The Hawkeyes responded with two-straight touchdown drives, including WR Jacob Hillyer's 26-yard scoring reception, and a 1-yard plunge by Rudock to extend Iowa's lead to 27-7 with seven minutes remaining in the Iowa Corn Cy-Hawk contest.

Bundrage caught his second and third touchdown grabs of 26 and 17 yards, respectively to pull the Cyclones to within 27-21 with 2:26 remaining, however, Iowa recovered an on-side kick attempt by Iowa State and held on for the six-point victory.

Rudock completed 14-23 passes for 160 yards while accounting for three scores (two passing and one rushing). Rudock became the first Iowa quarterback to score a rushing touchdown in three consecutive games.

Martin-Manley caught a team-high seven passes for 60 yards for the Hawkeyes, which put him over 100 catches and 1,000 receiving yards in his career. DB B.J. Lowery and LB James Morris both recorded interceptions for Iowa.

Richardson completed 22-39 passes for 260 yards and three touchdowns, but also had two interceptions for the Cyclones. Bundrage finished with seven receptions for 146 yards receiving and three scores to lead ISU.

**SCORING SUMMARY**
**Second Quarter**

IA -- Kevonte Martin-Manley, 5-yard pass from Jake Rudock (Meyer kick)

IA -- Mike Meyer, 27-yard field goal

IA -- Mike Meyer, 38-yard field goal

**Third Quarter**

ISU -- Quenton Bundrage, 67-yard pass from Sam Richardson (Netten kick)

IA -- Jacob Hillyer, 26-yard pass from Jake Rudock (Meyer kick)

**Fourth Quarter**

IA -- Jake Rudock, 1-yard run (Meyer kick)

ISU -- Quenton Bundrage, 26-yard pass from Sam Richardson (Netten kick)

ISU -- Quenton Bundrage, 17-yard pass from Sam Richardson (Netten kick)

**Attendance: 56,800**

IOWA	TEAM STATS	ISU
21	First Downs	14
60-218	Rushes-Yards	24-59
160	Passing Yards	260
14-23-0	Com-Att-Int	22-39-2
83-378	Total Offense	63-319
6-39.7	Punts-Avg.	6-42.2
2-1	Fumbles-Lost	1-0
3-20	Penalties-Yards	3-38
38:03	Possession Time	21:57

**INDIVIDUAL LEADERS**
**RUSHING:**

IOWA: Weisman 35-148; Bullock 13-50

ISU: White 5-26; Wimberly 2-13

**PASSING:**

IOWA: Rudock 14-23-160, 2 TD, 0 INT

UNI: Richardson 22-39-260, 3 TD, 2 INT

**RECEIVING:**

IOWA: Martin-Manley 7-60; Hamilton 2-34

ISU: Bundrage 7-146; Ecby 4-50

**TACKLES:**

IOWA: Kirksey 11; Hitchens 10

ISU: Washington 13; George 13

**Iowa 59, Western Michigan 3**

Sept. 21, 2013, Kinnick Stadium, Iowa City, Iowa

Western Michigan	0	3	0	0	--	3
Iowa	10	28	14	7	--	59

**GAME RECAP**

For the first time in school history, two different Hawkeyes returned two punt returns and two interceptions for scores, en route to a 59-3 victory over Western Michigan in Kinnick Stadium. Iowa scored touchdowns four different ways (run, pass, punt return and interception return) for the first time since 2003 against Buffalo.

The 59 points are second-highest during the Kirk Ferentz era (62 against Northwestern in 2002), while the 56-point margin of victory equaled the largest under Ferentz (56-0 win over Ball State in 2005). Furthermore, Iowa's 38 points in the first half were the most by the Hawkeyes in a half since scoring 49 against Ball State (2005).

Kevonte Martin-Manley returned four punts for 184 yards and two scores (63 and 83 yards), just 17 yards shy of Nile Kinnick's school record of 201 punt returns yards in 1939 against Indiana. Martin-Manley's 83-yard return tied for the seventh-longest punt return in school history, while his second of 63 yards etched his name in the Hawkeye record books as the only Hawkeye to return two punts for scores in a game, and only the third Big Ten player to ever accomplish the feat.

B.J. Lowery returned interceptions 13 and 35 yards for touchdowns to become the first Hawkeye to ever return to thefts for scores. Lowery became just the second Big Ten player since 1998 to return two picks for scores. The two picks for touchdowns ties for the second-most in a single-game in NCAA history.

Iowa rushed 58 times for 258 yards. Six Hawkeyes rushed for 30 yards or more, led by Jordan Canzeri's 13 carries for 73 yards and a 16-yard score -- his first career rushing touchdown.

Receivers Damond Powell (29 yards) and Jacob Hillyer (21 yards) scored Iowa's other two touchdowns. Powell's 29-yarder was the first of his career.

QB Jake Rudock completed 10-15 passes for 134 yards and two touchdowns, and rushed four times for 30 yards.

Mike Meyer scored the first points of the game on a 20-yard field goal, the 50th of his career. Meyer's 10 points moved him past Kyle Schlicher for fourth in Iowa career scoring.

**SCORING SUMMARY**
**First Quarter**

IA -- Mike Meyer, 20-yard field goal

IA -- Jacob Hillyer, 21-yard pass from Jake Rudock (Meyer kick)

**Second Quarter**

IA -- Kevonte-Martin Manley, 83-yard punt return (Meyer kick)

IA -- Kevonte-Martin Manley, 63-yard punt return (Meyer kick)

WMU -- Andrew Haldeman, 23-yard field goal

IA -- Mark Weisman, 4-yard run (Meyer kick)

IA -- B.J. Lowery, 35-yard interception return (Meyer kick)

**Third Quarter**

IA -- B.J. Lowery 13-yard interception return (Meyer kick)

IA -- Damond Powell, 29-yard pass from Jake Rudock (Meyer kick)

**Fourth Quarter**

IA -- Jordan Canzeri, 16-yard run (Meyer kick)

**Attendance: 66,886**

WMU	TEAM STATS	IOWA
9	First Downs	22
20-74	Rushes-Yards	58-258
135	Passing Yards	188
16-38-3	Com-Att-Int	11-18-0
58-209	Total Offense	76-446
10-41.0	Punts-Avg.	3-47.0
2-1	Fumbles-Lost	3-2
2-16	Penalties-Yards	6-60
23:49	Possession Time	36:11

**INDIVIDUAL LEADERS**
**RUSHING:**

IOWA: Canzeri 13-73; Daniels 13-54

WMU: Fields 15-58

**RECEIVING:**

IOWA: Hamilton 3-39; Powell 2-83

WMU: Fields 5-57; Moulton 3-28

**PASSING:**

IOWA: Rudock 10-15-134, 2 TD, 0 INT

WMU: Van Tubbergen 14-32-114, 0 TD, 2 INT

**TACKLES:**

IOWA: Morris 7, Hitchens 6

WMU: Currie 9; Atkins 8



**Iowa 23, Minnesota 7**

Sept. 28, 2013, TCF Bank Stadium, Minneapolis, Minn.

Iowa	3	14	3	3	--	23
Minnesota	0	0	7	0	--	7

**GAME RECAP**

Iowa scored the first 20 points en route to a 23-7 road victory over Minnesota to spoil the Gophers' Homecoming and retain possession of the Floyd of Rosedale trophy.

The Hawkeyes dominated the contest, outgaining the Gophers 464-165 in total yards. Iowa topped 200 yards rushing for the fifth consecutive game, accumulating 246 yards on the ground.

Iowa's defense was spectacular, limiting Minnesota to 30 yards rushing on 27 attempts (1.1 avg.), collecting two interceptions, and amassing six tackles for loss, including a season-high four sacks. The Gophers entered the game averaging 282 yards rushing per game.

The Hawkeyes struck first with a 49-yard Mike Meyer field goal in the first period. Jake Rudock scrambled for a 4-yard scoring run in the second quarter, becoming the first Hawkeye QB to rush for five scores in a single-season since Nathan Chandler (6) in 2003.

Later in the second quarter, Rudock connected with WR Damond Powell on a screen pass that Powell took 74 yards to the end zone, extending Iowa's advantage to 17-0 at halftime. The 74-yard pass play is the longest play from scrimmage for the Hawkeyes.

Meyer added second-half field goals of 23 and 46 yards, giving him 11 points to surpass Kyle Schlicher for third in Iowa career scoring (278).

RB Mark Weisman carried the ball 24 times for 147 yards, marking the eighth time in his career and fourth time this season the Iowa junior surpassed 100 yards on the ground.

WR Kevonte Martin-Manley caught six balls for 56 yards, while Rudock completed 15-25 passes for 218 yards and accounting for two touchdowns (one pass and one rush).

The Hawkeyes maintained possession for 36:01, marking the fourth straight contest Iowa held the ball for more than 36 minutes.

LB Anthony Hitchens led the Hawkeye defense with 10 tackles, becoming the 69th Hawkeye to collect 200 career tackles. LB James Morris added eight tackles, including a QB sack, and a fourth quarter interception.

Minnesota QB Philip Nelson completed 12-of-24 passes for 135 yards, while its leading rusher, Rodrick Williams, was held to just 22 yards on seven attempts.

**SCORING SUMMARY****First Quarter**

IA -- Mike Meyer, 49-yard field goal

**Second Quarter**

IA -- Jake Rudock, 4-yard run (Meyer kick)

IA -- Damond Powell, 74-yard pass from Jake Rudock (Meyer kick)

**Third Quarter**

IA -- Mike Meyer, 23-yard field goal

UM -- Derrick Engel, 23-yard pass from Philip Nelson (Hawthorne kick)

**Fourth Quarter**

IA -- Mike Meyer, 46-yard field goal

**Attendance: 51,382**

IOWA	TEAM STATS	MINN
22	First Downs	11
45-246	Rushes-Yards	27-30
218	Passing Yards	135
15-25-1	Com-Att-Int	12-24-2
70-464	Total Offense	51-165
2-29.5	Punts-Avg.	7-46.6
1-0	Fumbles-Lost	0-0
1-10	Penalties-Yards	5-45
36:01	Possession Time	23:39

**INDIVIDUAL LEADERS****RUSHING:**

IOWA: Weisman 24-147  
MINN: Williams 7-22; Cobb 8-20

**PASSING:**

IOWA: Rudock 15-25-218, 1 TD, 1 INT  
MINN: Nelson 12-24-135, 1 TD, 2 INT

**RECEIVING:**

IOWA: Martin-Manley 6-56; Powell 1-74  
MINN: Engel 5-67; Cobb 3-16

**TACKLES:**

IOWA: Hitchens 10, Morris 8  
MINN: Wilson 10, Thompson 10

**Michigan State 26, Iowa 14**

Oct. 5, 2013, Kinnick Stadium, Iowa City, Iowa

Michigan State	0	10	10	6	--	26
Iowa	0	14	0	0	--	14

**GAME RECAP**

Michigan State scored the final 16 points, all in the second half, to pull away and post a 26-14 victory over Iowa and spoil the Hawkeyes' Homecoming in Kinnick Stadium. The win was the first by the Spartans when playing Iowa on its Homecoming (6-1-1).

After a scoreless first quarter, the Spartans scored 10 straight points -- a 27-field goal and a 46-yard pass play.

The Hawkeyes answered with touchdowns on their next two drives. QB Jake Rudock engineered back-to-back scoring drives, completing 11 consecutive passes in the process. RB Damon Bullock capped off the first drive with a 47-yard touchdown reception, followed by a 10-yard scoring strike from Rudock to TE C.J. Fiedorowicz to give the Hawkeyes a 14-10 halftime advantage. Fiedorowicz's catch extended his streak of catching at least one pass to 24 games, which is second-best among FBS tight ends.

Michigan State controlled the second half, scoring 16 points and holding the Hawkeyes to no points and 95 total yards. The Spartans converted field goals on 35, 40 and 49 yards and posted a 37-yard touchdown pass to finish the scoring.

Rudock completed 26-of-42 passes for 241 yards and two touchdowns. WR Tevaun Smith caught a career-high six balls for 59 yards, while Bullock had five receptions for 71 yards and a score.

Defensively, Iowa linebackers James Morris and Anthony Hitchens each were credited with 12 tackles. Morris also collected his third interception of the season. True freshman cornerback Desmond King had a personal-best 11 stops.

Michigan State QB Connor Cook completed 25-of-44 passes for 277 yards and two scores. WR Bennie Fowler caught nine balls for a game-high 92 yards to lead the Spartan receivers.

The Spartans maintained possession for 37:13, while Iowa had the ball for a season-low 22:47. Iowa was limited to a season-low 23 rushing yards on 16 attempts.

**SCORING SUMMARY****Second Quarter**

MSU -- Michael Geiger, 27-yard field goal

MSU -- Macgarrett Kings, 46-yard pass from Connor Cook (Geiger kick)

IA -- Damon Bullock, 47-yard pass from Jake Rudock (Meyer kick)

IA -- C.J. Fiedorowicz 10-yard pass from Jake Rudock (Meyer kick)

**Third Quarter**

MSU -- Bennie Fowler, 37-yard pass from Connor Cook (Geiger kick)

MSU -- Michael Geiger, 35-yard field goal

**Fourth Quarter**

MSU -- Michael Geiger, 49-yard field goal

MSU -- Michael Geiger, 40-yard field goal

**Attendance: 69,025**

MSU	TEAM STATS	IOWA
20	First Downs	13
37-135	Rushes-Yards	16-23
277	Passing Yards	241
25-44-1	Com-Att-Int	26-46-2
81-412	Total Offense	62-264
8-44.4	Punts-Avg.	8-44.2
0-0	Fumbles-Lost	0-0
8-70	Penalties-Yards	3-34
37:13	Possession Time	22:47

**INDIVIDUAL LEADERS****RUSHING:**

IOWA: Rudock 3-11; Weisman 7-9  
MSU: Langford 14-43; Williams 9-32

**RECEIVING:**

IOWA: Smith 6-59; Bullock 5-71  
MSU: Fowler 9-92; Kings 5-94

**PASSING:**

IOWA: Rudock 26-46-241, 2 TD, 0 INT  
MSU: Cook 25-44-277, 2 TD, 1 INT

**TACKLES:**

IOWA: Hitchens 12, Morris, 12  
MSU: Dennard 8

**#3/4 Ohio State 34, Iowa 24**

Oct. 19, 2013, Ohio Stadium, Columbus, Ohio

Iowa	10	7	7	0	--	24
Ohio State	3	7	14	10	--	34

**GAME RECAP**

Ohio State outscored Iowa 24-7 in the second half to register a 34-24 come-from-behind victory over the Hawkeyes in Ohio Stadium on its Homecoming.

The Hawkeyes controlled most of the first half, scoring 17 points on their first three possessions while controlling the clock with 10-plus play scoring drives.

TE C.J. Fiedorowicz opened the scoring with a 2-yard touchdown reception from QB Jake Rudock on the Hawkeyes' opening drive.

After the teams traded field goals on their next respective drives, and the Buckeyes tied the game, 10-10, on a 58-yard pass play from QB Braxton Miller to WR Corey Brown.

Iowa took a 17-10 advantage into half on a 6-yard scoring play from Rudock to WR Kevonte Martin-Manley.

The Hawkeyes scored 17 points on 17 first downs and converted 7-of-9 third downs the first 30 minutes.

Ohio State shut down Iowa's offense in the second half, limiting the Hawkeyes to only seven points, four first downs and 1-of-4 on third downs.

The Buckeyes scored back-to-back touchdowns to grab a 24-17 lead late in the third period.

Iowa answered on its next possession with Rudock's third touchdown pass of the game -- 85 yards to TE Jake Duzey to even the score once again, 24-24. The 85-yard pass play ranks as the ninth-longest in school history and the second-longest by an Iowa tight end.

The Buckeyes added 10 points in the fourth quarter to provide the final margin, 34-24.

Rudock completed 19-of-34 passes for 245 yards and a career-best three touchdowns. Eleven of his 19 completions were to tight ends for 191 yards. Duzey posted personal bests in catches (6) and receiving yards (138). The 138 yards are the most by a Hawkeye tight end under Kirk Ferentz.

Miller completed 22-of-27 passes for 222 yards and two touchdowns, while also running for 102 yards. RB Carlos Hyde rushed a game-high 24 times for 149 yards and two scores.

CB Desmond King had 12 tackles (10 solo), which garnered the true freshman Big Ten Freshman of the Week honors. LB James Morris was credited with 13 stops, including one of Iowa's two QB sacks.

**SCORING SUMMARY**
**First Quarter**

IA -- C.J. Fiedorowicz, 2-yard pass from Jake Rudock (Meyer kick)

OSU -- Drew Basil, 27-yard field goal

IA -- Mike Meyer, 28-yard field goal

**Second Quarter**

OSU -- Corey Brown, 58-yard pass from Braxton Miller (Basil kick)

IA -- Kevonte Martin-Manley, 6-yard pass from Jake Rudock (Meyer kick)

**Third Quarter**

OSU -- Carlos Hyde, 1-yard run (Basil kick)

OSU -- Devin Smith, 14-yard pass from Braxton Miller (Basil kick)

IA -- Jake Duzey, 85-yard pass from Jake Rudock, (Meyer kick)

**Fourth Quarter**

OSU -- Carlos Hyde, 19-yard run (Basil kick)

OSU -- Drew Basil, 25-yard field goal

**Attendance: 105,264**

IOWA	TEAM STATS	OSU
22	First Downs	30
27-130	Rushes-Yards	51-273
245	Passing Yards	222
19-34-1	Com-Att-Int	22-27-0
61-375	Total Offense	78-495
3-38.3	Punts-Avg.	0-0.0
0-0	Fumbles-Lost	1-0
3-30	Penalties-Yards	3-22
25:00	Possession Time	35:00

**INDIVIDUAL LEADERS**
**RUSHING:**

IOWA: Bullock 10-56; Weisman 10-52

OSU: Hyde 24-149; Miller 18-102

**PASSING:**

IOWA: Rudock 19-34-245, 3 TD, 1 INT

OSU: Miller 22-27-222, 2 TD, 0 INT

**RECEIVING:**

IOWA: Duzey 6-138, Fiedorowicz 4-29

OSU: Smith 7-72; Brown 3-72

**TACKLES:**

IOWA: King 12, Morris 12, Hitchens 11

OSU: Shazier 9, Grant 8

**Iowa 17, Northwestern 10 (OT)**

Oct. 26, 2013, Kinnick Stadium, Iowa City, Iowa

Northwestern	0	0	7	3	0	10
Iowa	7	3	0	0	7	17

**GAME RECAP**

Iowa QB Jake Rudock hit TE C.J. Fiedorowicz for an 8-yard touchdown to propel the Hawkeyes to a thrilling 17-10 overtime triumph over the Wildcats in Kinnick Stadium. The win was Iowa's second straight over Northwestern in Iowa City and its first home overtime contest in almost six years to the date (Oct. 27, 2007; 34-27 win over Michigan State).

DT Louis Trinca-Pasat recorded a sack, the Hawkeyes' sixth of the game, on the Wildcats' final offensive play in overtime to preserve the victory. The Hawkeye defense held Northwestern without a first down in overtime.

Iowa controlled the first half, scoring 10 points while holding Northwestern scoreless. It marked the first time since 2007 that a Northwestern team failed to score any first-half points.

RB Damon Bullock capped delete off off a 14-play, 74-yard opening drive with a 3-yard touchdown run, his first of the season. PK Mike Meyer spilt the uprights from 38 yards away to extend the Hawkeye advantage to 10-0 in the second period.

Northwestern fought back in the second half, ultimately evening the contest via a 10-yard pass play (third quarter) and a 29-yard field goal (fourth quarter). DB Desmond King recovered a Northwestern fumble after the Wildcats had reached Iowa territory in the final minutes of regulation.

Rudock completed 19-of-27 passes for 169 yards and a touchdown. Mark Weisman and Bullock combined to rush 30 times for 108 yards and a score.

Northwestern QB Kain Colter completed 11-of-14 passes for 104 yards and a score, while also rushing 18 times for 60 yards. RB Stephen Buckley gained 99 yards on 17 rush attempts.

Iowa's defense was spectacular, collecting 12 tackles for loss, including a season-high six sacks, and forcing and recovering two fumbles. The six sacks are the most by an Iowa defense since amassing six against FIU in 2008.

LB Christian Kirksey was credited with a team-high 12 tackles, while LB James Morris had eight stops, including two sacks and a forced fumble. Morris' efforts earned him Big Ten Defensive Player of the Week accolades.

**SCORING SUMMARY**
**First Quarter**

IA -- Damon Bullock, 3-yard run (Meyer kick)

**Second Quarter**

IA -- Mike Meyer, 38-yard field goal

**Third Quarter**

NU -- Dan Vitale, 10-yard pass from Kain Colter (Budzien kick)

**Fourth Quarter**

NU -- Jeff Budzien, 29-yard field goal

**Overtime**

IA -- C.J. Fiedorowicz, 8-yard pass from Jake Rudock (Meyer kick)

**Attendance: 66,838**

NW	TEAM STATS	IOWA
19	First Downs	19
52-225	Rushes-Yards	41-136
104	Passing Yards	169
11-14-0	Com-Att-Int	19-27-1
66-329	Total Offense	68-305
4-34.5	Punts-Avg.	4-40.0
2-2	Fumbles-Lost	0-0
5-55	Penalties-Yards	2-10
30:13	Possession Time	29:47

**INDIVIDUAL LEADERS**
**RUSHING:**

IOWA: Weisman 13-56; Bullock 17-52

NW: Buckley 17-99; Colter 18-60

**RECEIVING:**

IOWA: Martin-Manley 5-45; Smith 3-41

NW: Vitale 4-52; Jones 3-22

**PASSING:**

IOWA: Rudock 19-27-169, 1 TD, 1 INT

NW: Colter, 11-14-104, 1 TD, 0 INT

**TACKLES:**

IOWA: Kirksey 12; Miller 9; Hitchens 9; Ott 9

NW: Ariguzo 14; Proby 12; Henry 10

## #24 Wisconsin 28, Iowa 9

Nov. 2, 2013, Kinnick Stadium, Iowa City, Iowa

Wisconsin	0	7	7	14	--	28
Iowa	3	3	3	0	--	9

## GAME RECAP

The 24th-ranked Wisconsin Badgers rallied from a 6-0 deficit to upend the Iowa Hawkeyes, 28-9, and retain possession of the Heartland Trophy.

The Iowa defense did an outstanding job to start the contest, forcing four three-and-outs, an interception and allowing 42 yards total offense on Wisconsin first five drives. Iowa's average starting field position on its first five drives was its 49-yard line. However, the Hawkeyes were only able to generate six points on their first five drives, via 28 and 22-yard field goals by Mike Meyer.

The Badgers claimed the lead and never looked back after a 44-yard pass play from QB Joel Stave to WR Jacob Petersen to take a 7-6 lead into halftime. It marked the first time this season that Iowa trailed at halftime.

Stave's second touchdown pass of the game came midway through the third period, a distance of 20 yards to WR Jared Abbrederis. That score came just one play after a Wisconsin interception.

Meyer connected on his third field goal of the game, 29 yards, which was his 300th career point at Iowa, to close the game to 14-9.

However, the Badgers maintained possession for most of the fourth quarter and a pair of James White scoring runs (11 and 2 yards) closed the scoring.

Iowa QB C.J. Beathard relieved starting QB Jake Rudock in the third quarter after Rudock suffered a lower body injury. Before coming out of the game, Rudock completed 12-of-24 passes for 109 yards, while Beathard completed 4-of-15 passes for 70 yards.

RB Jordan Canzeri provided a spark in the second half for the Hawkeyes, rushing five times for 58 yards, including a team-season-best 43-yarder in the third period. Stave completed 11-of-19 passes for 144 yards and two scores, while RB James White led the Badger ground attack rushing 19 times for 132 yards and two touchdowns.

Iowa fell to 0-4 this season when losing the turnover battle, as the Hawkeyes had one more turnover than Wisconsin.

The Hawkeyes had three players record double-digit tackles -- LB James Morris (12), LB Christian Kirksey (11), and S John Lowdermilk (11). The 11 stops by Lowdermilk were a personal best.

## SCORING SUMMARY

## First Quarter

IA -- Mike Meyer, 28-yard field goal

## Second Quarter

IA -- Mike Meyer, 22-yard field goal

UW -- Jacob Pedersen, 44-yard pass from Joel Stave (Russell kick)

## Third Quarter

UW -- Jared Abbrederis, 20-yard pass from Joel Stave (Russell kick)

IA -- Mike Meyer, 29-yard field goal

## Fourth Quarter

UW -- James White, 11-yard run (Russell kick)

UW -- James White, 2-yard run (Russell kick)

Attendance: 69,812

WISC	TEAM STATS	IOWA
14	First Downs	14
45-218	Rushes-Yards	32-115
144	Passing Yards	179
11-19-1	Com-Att-Int	16-40-2
64-362	Total Offense	72-294
8-33.9	Punts-Avg.	7-41.1
3-0	Fumbles-Lost	1-0
7-55	Penalties-Yards	4-30
32:06	Possession Time	27:54

## INDIVIDUAL LEADERS

## RUSHING:

IOWA: Canzeri 5-58; Rudock 4-18  
UW: White 19-132; Gordon 17-62

## PASSING:

IOWA: Rudock 12-24-109, 1 INT;  
Beathard 4-15-70, 1 INT  
UW: Stave 11-19-144, 2 TD, 1 INT

## RECEIVING:

IOWA: Powell 3-43; Bullock 3-39  
UW: Pedersen 3-73; Abbrederis 3-30

## TACKLES:

IOWA: Morris 12; Kirksey 11; Lowdermilk 11  
UW: Trotter 9; Armstrong 7

## Iowa 38, Purdue 14

Ross-Ade Stadium Stadium, West Lafayette, Indiana

Iowa	0	14	7	17	--	38
Purdue	0	7	0	7	--	14

## GAME RECAP

Iowa rushed for 318 yards, the most by an Iowa team since 2002, en route to a 38-14 win at Purdue, its third road triumph of the season. The victory was Iowa's second straight at Ross-Ade Stadium, having also won in West Lafayette in 2011.

The win was Iowa's sixth of the season, making the Hawkeyes bowl eligible for the 12th time in 13 seasons. The victory was also Iowa's 300th all-time in the Big Ten. RB Jordan Canzeri, who entered the game with 173 rushing yards this year, carried the ball 20 times for a career-best 165 yards and a score. RB Damon Bullock had 85 yards on the ground on 10 attempts.

Canzeri got the Hawkeyes on the board first with a 2-yard run in the second period. After a Kevonte Martin-Manley fumble on a punt return, which was Iowa's first lost fumble in six conference games, Purdue drove 35 yards and evened the score on a 2-yard touchdown pass.

Iowa took control after the Boilermaker score, registering points on five of its next seven possessions.

QB Jake Rudock threaded the needle on a third-down pass that connected with Martin-Manley from 22 yards away to put the Hawkeyes in front 14-7, just before halftime.

Iowa tallied the only third-quarter points on a RB Mark Weisman 4-yard run.

The Hawkeyes added 17 points in the fourth period on a Mike Meyer 28-yard field goal, a 3-yard TD reception by TE Jake Duzey and a 5-yard scamper by QB C.J. Beathard.

Purdue posted a late touchdown pass to close the scoring.

Iowa registered season bests in total yards (509), first downs (28) and rushing yards (318).

The Hawkeye defense collected nine tackles for loss, including two sacks, and held the Boilermakers to 53 net yards rushing. DE Drew Ott was credited with a career-high 2.5 tackles for loss, while DE Mike Hardy tied a personal best with two tackles for loss.

Rudock completed 12-of-20 passes for 191 yards and two scores, while Purdue QB Danny Etling completed 15-of-28 passes for 145 yards and a score.

## SCORING SUMMARY

## First Quarter

IA -- Jordan Canzeri, 2-yard run (Meyer kick)

## Second Quarter

PU -- Kurt Freytag, 2-yard pass from Danny Etling (Griggs kick)

IA -- Kevonte Martin-Manley, 22-yard pass from Jake Rudock (Meyer kick)

## Third Quarter

IA -- Mark Weisman, 4-yard run (Meyer kick)

## Fourth Quarter

IA -- Mike Meyer, 28-yard field goal

IA -- Jake Duzey, 3-yard pass from Jake Rudock (Meyer kick)

IA -- C.J. Beathard, 5-yard run (Meyer kick)

PU -- Danny Anthop, 44-yard pass from Austin Appleby (Griggs kick)

Attendance: 41,038

IOWA	TEAM STATS	PUR
28	First Downs	12
52-318	Rushes-Yards	28-53
191	Passing Yards	213
12-20-0	Com-Att-Int	20-34-0
72-509	Total Offense	62-266
2-43.0	Punts-Avg.	7-42.1
2-1	Fumbles-Lost	1-1
6-35	Penalties-Yards	2-20
31:58	Possession Time	28:02

## INDIVIDUAL LEADERS

## RUSHING:

IOWA: Canzeri 20-165; Bullock 10-85  
PU: Cottom 12-28; Hunt 7-9

## PASSING:

IOWA: Rudock 12-20-191, 2 TD, 0 INT  
PU: Etling 15-28-145, 1 TD, 0 INT;  
Appleby 5-6-68, 1 TD, 0 INT

## RECEIVING:

IOWA: Kittle 3-37; Shumpert 2-69  
PU: Hunt 7-63; Anthop 4-82

## TACKLES:

IOWA: Kirksey 8; Hardy 6  
PU: Link 7; Brown 6; Williams 6; Richards 6



**Iowa 24, Michigan 21**

Nov. 23, 2013, Kinnick Stadium, Iowa City, Iowa

Michigan	7	14	0	0	--	21
Iowa	7	0	7	10	--	24

**GAME RECAP**

Trailing by 14 points at halftime, Iowa scored 17 unanswered points in the second half to post a 24-21 come-from-behind victory over Michigan in Kinnick Stadium. The win was Iowa's third straight over the Wolverines in Iowa City, a first for the Hawkeyes in the series.

The game was played in frigid temperatures, with an opening kickoff temperature of 18 degrees and the wind chill hovering around zero to make it one of the coldest games ever played in Iowa City.

Each team scored a first-quarter touchdown -- Michigan via a 7-yard interception return and Iowa by way of a TE C.J. Fiedorowicz 5-yard scoring strike from QB Jake Rudock.

The Wolverines grabbed a 14-7 advantage after a second Rudock interception in the second quarter and went into halftime leading 21-7 after Michigan QB Devin Gardner threw a second touchdown pass.

The Iowa defense was outstanding in the second half, allowing no points, three first downs, four 3-and-outs, forced and recovered a fumble and limited Michigan to 45 total yards (nine rushing yards) the final 30 minutes.

On the third play from scrimmage to start the second half, Rudock connected with WR Tevaun Smith for a 55-yard touchdown pass, which was the third-longest passing play for the Hawkeyes this season.

The Hawkeyes evened the score early in the fourth period on a RB Mark Weisman 9-yard scoring run. The junior finished the game with 88 yards on the ground.

PK Mike Meyer split the uprights from 34 yards away, into the wind, to give Iowa its first lead of the contest (24-21) with 6:02 remaining.

With less than three minutes left and Michigan in Iowa territory, LB Anthony Hitchens forced and recovered a Gardner fumble to help preserve the victory on "Senior Day".

Rudock completed 19-of-30 passes for 239 yards and two scores, while Smith caught five passes for a career-high 97 yards and touchdown.

Hitchens, fellow senior LB James Morris and junior DT Carl Davis led Iowa with eight tackles each. Hitchens collected three tackles for loss to go with his caused and recovered fumble. The Iowa defense collected 11 tackles for loss and seven pass break-ups.

**SCORING SUMMARY**
**First Quarter**

UM -- Brennen Beyer, 7-yard interception return (Gibbons kick)

IA -- C.J. Fiedorowicz, 5-yard pass from Jake Rudock (Meyer kick)

**Second Quarter**

UM -- A.J. Williams, 2-yard pass from Devin Gardner (Gibbons kick)

UM -- Jeremy Gallon, 9-yard pass from Devin Gardner (Gibbons kick)

**Third Quarter**

IA -- Tevaun Smith, 55-yard pass from Jake Rudock (Meyer kick)

**Fourth Quarter**

IA -- Mark Weisman, 9-yard run (Meyer kick)

IA -- Mike Meyer, 34-yard field goal

**Attendance: 65,708**

MICH	TEAM STATS	IOWA
10	First Downs	21
29-60	Rushes-Yards	44-168
98	Passing Yards	239
13-28-0	Com-Att-Int	19-30-3
57-158	Total Offense	74-407
10-35.4	Punts-Avg.	4-37.5
1-1	Fumbles-Lost	1-1
2-20	Penalties-Yards	3-31
26:35	Possession Time	33:25

**INDIVIDUAL LEADERS**
**RUSHING:**

IOWA: Weisman 17-88

MICH: Green 11-23

**RECEIVING:**

IOWA: Smith 5-97; Fiedorowicz 3-42

MICH: Gallon 6-47; Toussaint 4-29

**PASSING:**

IOWA: Rudock 19-30-239, 2 TD, 3 INT

MICH: Gardner 13-28-98, 2 TD, 0 INT

**TACKLES:**

IOWA: Hitchens 8; Morris 8; Davis 8

MICH: Taylor 9; Gordon 6; Ross III 6; Avery 6

**Iowa 38, Nebraska 17**

Memorial Stadium, Lincoln, Nebraska

Iowa	7	7	10	14	--	38
Nebraska	0	3	7	7	--	17

**GAME RECAP**

Iowa led start-to-finish in a 38-17 victory at Nebraska to capture possession of the Heroes Trophy and snap the Cornhuskers' five-game win streak against the Hawkeyes. The 38 points are the most Iowa has scored against Nebraska in the series history.

Capitalizing on turnovers and taking advantage of field position was a recipe for success against Nebraska. Iowa's average starting field position was its 45-yard line, and the Hawkeye defense forced three turnovers, scoring 14 points off those Nebraska miscues.

Iowa scored the first 14 points on a 10-yard C.J. Fiedorowicz scoring strike from QB Jake Rudock. Mark Weisman scored from 1-yard midway through the second quarter to put the Hawkeyes in front 14-0.

Nebraska scored the next 10 points via a Pat Smith 33-yard field goal and an Ameer Abdullah 5-yard run.

Iowa answered with 10 consecutive points to stretch its lead to 24-10. Mike Meyer split the uprights from 31 yards away, while WR Keonte Martin-Manley found the end zone on a 24-yard pass from Rudock.

After a Nebraska touchdown, the Hawkeyes secured their fourth road win of the season with scoring runs by Weisman (two yards) and QB C.J. Beathard (four yards). Rudock completed 9-of-15 passes for 126 yards and two scores. Weisman led the ground attack, rushing 25 times for 73 yards and two touchdowns. Martin-Manley caught two passes for 60 yards and a score, while Fiedorowicz had three catches for 23 yards and a touchdown.

Iowa's defense recovered a fumble, collected two interceptions, amassed seven tackles for loss, including two sacks, and broke up six passes. The Hawkeye defense held Nebraska 144 yards below its rushing average.

LB Christian Kirksey totaled 11 tackles, including three for loss and a sack, and forced a fumble. His efforts garnered the senior national Defensive Player of the Week honors by the Walter Camp Football Foundation and Defensive Player of the Week accolades by the Big Ten Conference.

Iowa punter Connor Kornbrath had one of his best games of the season, punting seven times for a 40.3 average, including equaling a season best with a 55-yard boot in the first half.

**SCORING SUMMARY**
**First Quarter**

IA -- C.J. Fiedorowicz, 10-yard pass from Jake Rudock (Meyer kick)

**Second Quarter**

IA -- Mark Weisman, 1-yard run (Meyer kick)

NEB -- Pat Smith, 33-yard field goal

**Third Quarter**

NED -- Ameer Abdullah, 5-yard run (Smith kick)

IA -- Keonte Martin-Manley, 24-yard pass from Jake Rudock (Meyer kick)

**Fourth Quarter**

NEB -- Quincy Enunwa, 15-yard pass from Ron Kellogg III (Smith kick)

IA -- Mark Weisman, 2-yard run (Meyer kick)

IA -- C.J. Beathard, 4-yard run (Meyer kick)

**Attendance: 91,260**

IOWA	TEAM STATS	NEB
14	First Downs	20
45-156	Rushes-Yards	37-89
126	Passing Yards	199
9-17-0	Com-Att-Int	19-37-2
62-282	Total Offense	74-288
7-40.3	Punts-Avg.	6-37.8
0-0	Fumbles-Lost	2-1
2-20	Penalties-Yards	5-41
30:59	Possession Time	29:01

**INDIVIDUAL LEADERS**
**RUSHING:**

IOWA: Weisman 25-73; Canzeri 6-59

NEB: Abdullah 23-85

**RECEIVING:**

IOWA: Fiedorowicz 3-23; Martin-Manley 2-60

NEB: Bell 7-67; Enunwa 3-46

**PASSING:**

IOWA: Rudock 9-15-126, 2 TD, 0 INT

NEB: Kellogg III 19-37-199, 1 TD, 2 INT

**TACKLES:**

IOWA: Kirksey 11; Miller 10; Morris 10

NEB: Rose 17; Cooper 7

**The 2014 Outback Bowl game recap is on p. 133.**

**Iowa**

Football Contact: \_\_\_\_\_ Steve Roe/Matt Weitzel  
 E-mail: \_\_\_\_\_ steven-roe@uiowa.edu  
 \_\_\_\_\_ matthew-weitzel@uiowa.edu  
 Web Site: \_\_\_\_\_ hawkeyesports.com  
 Office Phone: \_\_\_\_\_ (319) 335-9411  
 Roe Cell Phone: \_\_\_\_\_ (319) 430-6346  
 Weitzel Cell Phone: \_\_\_\_\_ (319) 430-8176  
 Press Row Phone: \_\_\_\_\_ (319) 335-9466

**Ball State**

Football Contact: \_\_\_\_\_ Joe Hernandez  
 E-mail: \_\_\_\_\_ jhernand@bsu.edu  
 Web Site: \_\_\_\_\_ ballstatesports.com  
 Office Phone: \_\_\_\_\_ (765) 285-8242  
 Cell Phone: \_\_\_\_\_ (765) 730-4614  
 Press Row Phone: \_\_\_\_\_ (765) 285-5381

**Illinois**

Football Contact: \_\_\_\_\_ Kent Brown  
 E-mail: \_\_\_\_\_ kwbrown3@illinois.edu  
 Web Site: \_\_\_\_\_ fightingillini.com  
 Office Phone: \_\_\_\_\_ (217) 244-6533  
 Cell Phone: \_\_\_\_\_ (217) 493-9795  
 Press Row Phone: \_\_\_\_\_ (217) 333-1227

**Indiana**

Football Contact: \_\_\_\_\_ Jeff Keag  
 E-mail: \_\_\_\_\_ jkeag@indiana.edu  
 Web Site: \_\_\_\_\_ iuhoosiers.com  
 Office Phone: \_\_\_\_\_ (812) 855-6209  
 Cell Phone: \_\_\_\_\_ (812) 219-2925  
 Press Row Phone: \_\_\_\_\_ (812) 855-2754

**Iowa State**

Football Contact: \_\_\_\_\_ Mike Green  
 E-mail: \_\_\_\_\_ mgreen@iastate.edu  
 Web Site: \_\_\_\_\_ cyclones.com  
 Office Phone: \_\_\_\_\_ (515) 294-3372  
 Cell Phone: \_\_\_\_\_ (515) 460-5804  
 Press Row Phone: \_\_\_\_\_ (515) 294-8443

**Maryland**

Football Contact: \_\_\_\_\_ Matt Taylor  
 E-mail: \_\_\_\_\_ taylormd@umd.edu  
 Web Site: \_\_\_\_\_ umterps.com  
 Office Phone: \_\_\_\_\_ (301) 314-7065  
 Cell Phone: \_\_\_\_\_ (703) 405-9274  
 Press Row Phone: \_\_\_\_\_ (301) 405-7810

**Minnesota**

Football Contact: \_\_\_\_\_ Paul Rovnak  
 E-mail: \_\_\_\_\_ psrovnak@umn.edu  
 Web Site: \_\_\_\_\_ www.gophersports.com  
 Office Phone: \_\_\_\_\_ (612) 625-9379  
 Cell Phone: \_\_\_\_\_ (651) 592-5741  
 Press Row Phone: \_\_\_\_\_ (612) 626-6076

**Northern Iowa**

Football Contact: \_\_\_\_\_ Jordan Lindley  
 E-mail: \_\_\_\_\_ Jordan.Lindley@uni.edu  
 Web Site: \_\_\_\_\_ unipanthers.com  
 Office Phone: \_\_\_\_\_ (319) 273-3642  
 Cell Phone: \_\_\_\_\_ (405) 474-9293  
 Press Row Phone: \_\_\_\_\_ (319) 273-6311

**Nebraska**

Football Contact: \_\_\_\_\_ Keith Mann  
 E-mail: \_\_\_\_\_ kmann@huskers.com  
 Web Site: \_\_\_\_\_ huskers.com  
 Office Phone: \_\_\_\_\_ (402) 472-2263  
 Cell Phone: \_\_\_\_\_ (402) 540-0274  
 Press Row Phone: \_\_\_\_\_ (402) 472-2279

**Northwestern**

Football Contact: \_\_\_\_\_ Paul Kennedy  
 E-mail: \_\_\_\_\_ pkennedy@northwestern.edu  
 Web Site: \_\_\_\_\_ NUsports.com  
 Office Phone: \_\_\_\_\_ (847) 467-2028  
 Cell Phone: \_\_\_\_\_ (312) 497-5990  
 Press Row Phone: \_\_\_\_\_ (847) 491-8835

**Pittsburgh**

Football Contact: \_\_\_\_\_ E.J. Borghetti  
 E-mail: \_\_\_\_\_ eborghetti@athletics.pitt.edu  
 Web Site: \_\_\_\_\_ pittsburghpanthers.com  
 Office Phone: \_\_\_\_\_ (412) 648-8240  
 Cell Phone: \_\_\_\_\_ (412) 491-5110  
 Press Row Phone: \_\_\_\_\_ (412) 697-7198

**Purdue**

Football Contact: \_\_\_\_\_ Matt Rector  
 E-mail: \_\_\_\_\_ rector@purdue.edu  
 Web Site: \_\_\_\_\_ purduesports.com  
 Office Phone: \_\_\_\_\_ (765) 494-3196  
 Cell Phone: \_\_\_\_\_ (765) 237-1330  
 Press Row Phone: \_\_\_\_\_ (765) 494-9079 or 9080

**Wisconsin**

Football Contact: \_\_\_\_\_ Brian Lucas  
 E-mail: \_\_\_\_\_ bml@athletics.wisc.edu  
 Web Site: \_\_\_\_\_ uwbadgers.com  
 Office Phone: \_\_\_\_\_ (608) 263-5052  
 Cell Phone: \_\_\_\_\_ (608) 513-3987  
 Press Row Phone: \_\_\_\_\_ (608) 262-7766

**University of Northern Iowa**  
 Aug. 30 - Kinnick Stadium - Iowa City, Iowa

**School Facts**

**Location:** Cedar Falls, Iowa  
**Enrollment:** 12,273  
**Nickname:** Panthers  
**Colors:** Purple & Old Gold  
**Conference:** Missouri Valley  
**President:** Dr. Bill Ruud  
**Director of Athletics:** Troy Dannen  
**Stadium:** UNI-Dome  
**Capacity:** 16,324  
**Playing Surface:** Synthetic

**Coaches Information**

**Head Coach:** Mark Farley  
**Alma Mater (Year):** UNI (1987)  
**School Record (Years):** 111-51 (14th)  
**Career Record (Years):** 111-51 (14th)  
**Coaching Staff (Assignments):**  
 Bill Salmon (Associate Head Coach/Offensive Coordinator/Running Backs)  
 Mario Verduzco (Co-Offensive Coordinator/Quarterbacks)  
 Rick Nelson (Offensive Line)  
 Todd Blythe (Wide Receivers)  
 Frank Verducci (TE/Tackles)  
 Jeremiah Johnson (Defensive Coordinator/Linebackers)  
 Brandon Lynch (Assistant Head Coach for Defense/Defensive Backs)  
 Bryce Paup (Player Development/DL)  
 Daniel Bullocks (DBs)  
 D.J. Hord (Director of Operations)  
 Richard Neal (Director of Recruiting)

**Media Relations**

**Football Contact:** Jordan Lindley  
**E-Mail:** Jordan.Lindley@uni.edu  
**Office Phone:** (319) 273-3642  
**Website:** unipanthers.com  
**SID Mailing Address:** UNI-Dome NW Upper, Cedar Falls, IA 50614  
**Radio Network:** 1540 KXEL  
**Play-By-Play Announcer:** Gary Rima  
**Color Analyst:** Scott Peterson

**Series History**

**Iowa leads series:** 15-1  
**At Iowa City:** 15-0  
**At Cedar Falls:** 0-1  
**Current Streak:** Iowa -- 15  
**Largest Iowa win:** 95-0, 1914  
**Largest UNI win:** 11-5, 1898  
**Highest scoring game:** UI, 95-0 in 1914  
**Lowest scoring game:** UNI, 11-5 in 1898; UI, 16-0 in 1901; UI, 11-5 in 1904

**Squad Information**

**Offensive Formation:** Pro Style  
**Defensive Formation:** 3-4  
**2013 Record:** 7-5  
**Conference Record (Finish):** 3-5 (7th)  
**2013 Postseason:** None  
**Lettermen Returning/Lost:** 48/13  
**Starters Returning/Lost:** 19-7

**Ball State University**  
 Sept. 6 - Kinnick Stadium - Iowa City, Iowa

**School Facts**

**Location:** Muncie, Ind.  
**Enrollment:** 17,851  
**Nickname:** Cardinals  
**Colors:** Cardinal & White  
**Conference (Division):** Mid-American (West)  
**President:** Dr. Jo Ann Gora  
**Director of Athletics:** Bill Scholl  
**Stadium:** Scheumann Stadium  
**Capacity:** 22,500  
**Playing Surface:** FieldTurf

**Coaches Information**

**Head Coach:** Pete Lembo  
**Alma Mater (Year):** Georgetown (1992)  
**School Record (Years):** 25-13 (4th)  
**Career Record (Years):** 194-49 (14th)  
**Coaching Staff (Assignments):**  
 Kevin Kelly (Defensive Coordinator/Inside Linebackers)  
 Joey Lynch (Offensive Coord./Quarterbacks)  
 Justin Lustig (Special Teams Coordinator/Running Backs)  
 Nick Siatras (Recruiting Coord./Defensive Line)  
 Shannon Morrison (Pass Defense Coordinator/Defensive Backs)  
 Daryl Dixon (Outside Linebackers/Nickel Backs)  
 Patrick Dougherty (Tight Ends)  
 Keith Gaither (Wide Receivers)  
 John Strollo (Offensive Line)  
 David Feeley (Director, Football Strength & Conditioning)

**Athletic Communications**

**Football Contact:** Joe Hernandez  
**E-Mail:** jhernand@bsu.edu  
**Office Phone:** (765) 285-8242  
**Website:** ballstatesports.com  
**SID Mailing Address:** HP 266, Muncie, IN 47306-1099  
**Radio Network:** Ball State Radio Network  
**Play-By-Play Announcer (Phone):** Joel Godett (908) 752-3339  
**Color Analyst (Phone):** TBA

**Series History**

**Iowa leads series:** 2-0  
**At Iowa City:** 2-0  
**Current Streak:** Iowa -- 2  
**Largest Iowa win:** 56-0, 2005  
**Highest scoring game:** UI, 56-0 in 2005  
**Lowest scoring game:** UI, 45-0 in 2010

**Squad Information**

**Offensive Formation:** Multiple No-Huddle  
**Defensive Formation:** 4-3  
**2013 Record:** 10-3  
**Conference Record (Division Finish):** 10- (2nd in MAC West)  
**2013 Bowl:** Arkansas State (L, 20-23) in GoDaddy Bowl  
**Lettermen Returning/Lost:** 48/13  
**Starters Returning/Lost:** 11/11

**Iowa State University**  
 Sept. 13 - Kinnick Stadium - Iowa City, Iowa

**School Facts**

**Location:** Ames, Iowa  
**Enrollment:** 33,241  
**Nickname:** Cyclones  
**Colors:** Cardinal & Gold  
**Conference:** Big 12  
**President:** Dr. Steven Leath  
**Director of Athletics:** Jamie Pollard  
**Stadium:** Jack Trice Stadium  
**Capacity:** 56,800  
**Playing Surface:** Natural Grass

**Coaches Information**

**Head Coach:** Paul Rhoads  
**Alma Mater (Year):** Missouri Western (1989)  
**School Record (Years):** 27-36 (6th)  
**Career Record (Years):** 27-36 (6th)  
**Coaching Staff (Assignments):**  
 Mark Mangino (Offensive Coord./Tight Ends)  
 Wally Burnham (Defensive Coord./Linebackers)  
 Lou Ayeni (Running Backs)  
 Brandon Blaney (Offensive Line)  
 Stan Eggen (Defensive Ends)  
 Shane Burnham (Defensive Tackles/Special Teams)  
 Maurice Linguist (Secondary)  
 Todd Sturdy (Quarterbacks)  
 Tommy Mangino (Wide Receivers)  
 Yancy McKnight (Director of Strength & Conditioning)

**Athletic Communications**

**Football Contact:** Mike Green  
**E-Mail:** mgreen@iastate.edu  
**Office Phone:** 515-294-3372  
**Website:** cyclones.com  
**SID Mailing Address:** 1800 S. Fourth St., Jacobson Building, Ames, IA 50011-1140  
**Radio Network:** Cyclone Radio Network (Learfield)  
**Play-By-Play Announcer (Phone):** John Walters (515) 294-9318  
**Color Analyst (Phone):** Eric Heft (515) 729-4781

**Series History**

**Iowa leads series:** 40-21  
**At Iowa City:** 23-13  
**At Ames:** 17-8  
**Current Streak:** Iowa -- 1  
**Largest Iowa win:** 57-3, 1985  
**Largest Iowa State win:** 31-0, 1978  
**Highest scoring game:** ISU, 44-41 (3OT) in 2011  
**Lowest scoring game:** ISU, 2-0 in 1906; UI, 2-0 in 1910

**Squad Information**

**Offensive Formation:** Multiple  
**Defensive Formation:** 4-3  
**2013 Record:** 3-9  
**Conference Record (Finish):** 2-7 (9th)  
**2013 Bowl:** None  
**Lettermen Returning/Lost:** 39/26  
**Starters Returning/Lost:** 17/7



**University of Pittsburgh**

Sept. 20 - Heinz Field - Pittsburgh, Pa.

**School Facts****Location:** Pittsburgh, Pa.**Enrollment:** 28,766**Nickname:** Panthers**Colors:** Blue & Gold**Conference (Division):** Atlantic Coast (Coastal)**Chancellor:** Patrick D. Gallagher**Director of Athletics:** Steve Pederson**Stadium:** Heinz Field**Capacity:** 65,500**Playing Surface:** Natural Grass**Coaches Information****Head Coach:** Paul Chryst**Alma Mater (Year):** Wisconsin (1988)**School Record (Years):** 13-13 (4th)**Career Record (Years):** 13-13 (4th)**Coaching Staff (Assignments):**

Joe Rudolph (Assistant Head Coach, Offensive Coordinator &amp; Tight Ends)

Matt House (Defensive Coord. &amp; Linebackers)

Chris Haering (Special Teams Coordinator &amp; Outside Linebackers)

Inoke Breckterfield (Defensive Tackles)

Troy Douglas (Secondary)

Jim Hueber (Offensive Line)

Greg Lewis (Wide Receivers)

John Palermo (Defensive Ends)

John Settle (Running Backs)

Ross Kolodziej (Head Strength &amp; Conditioning Coach)

**Media Relations****Football Contact:** E.J. Borghetti**E-Mail:** eborghetti@athletics.pitt.edu**Office Phone:** (412) 648-8240**Website:** PittsburghPanthers.com**SID Mailing Address:** Petersen Events Center, 3719 Terrace Street, Pittsburgh PA 15213**Radio Network:** Pitt IMG Sports Network**Play-By-Play Announcer (Phone):**

Bill Hillgrove (412) 906-7607

**Color Analyst (Phone):**

Pat Bostick (412) 877-0042

**Series History****Iowa trails series:** 2-3**At Iowa City:** 2-1**At Pittsburgh:** 0-2**Current Streak:** Iowa -- 1**Largest Iowa win:** 34-17, 1951**Largest Pittsburgh win:** 20-0, 1931**Highest scoring game:** UI, 31-27 in 2011**Lowest scoring game:** PITT, 20-0 in 1931**Squad Information****Offensive Formation:** Pro Style**Defensive Formation:** 4-3**2013 Record:** 7-6**Conference Record (Division Finish):**

3-5 (6th in ACC Coastal)

**2013 Bowl:** Bowling Green (W, 30-27) in Little Caesars Pizza Bowl**Lettermen Returning/Lost:** 42/22**Starters Returning/Lost:** 14/10**Purdue University**

Sept. 27 - Ross-Ade Stadium - W. Lafayette, Ind.

**School Facts****Location:** West Lafayette, Ind.**Enrollment:** 38,788**Nickname:** Boilermakers**Colors:** Old Gold & Black**Conference (Division):** Big Ten (West)**President:** Mitchell E. Daniels, Jr.**Director of Athletics:** Morgan Burke**Stadium:** Ross-Ade Stadium**Capacity:** 62,500**Playing Surface:** PAT**Coaches Information****Head Coach:** Darrell Hazell**Alma Mater (Year):** Muskingham College (1986)**School Record (Years):** 1-11 (2nd)**Career Record (Years):** 17-21 (4th)**Coaching Staff (Assignments):**

Greg Hudson (Defensive Coordinator)

John Shoop (Offensive Coord./Quarterbacks)

Jim Bridge (Offensive Line)

Rubin Carter (Defensive Line)

Marcus Freeman (Linebackers)

Taver Johnson (Defensive Backs)

Gerad Parker (Tight Ends/Recruiting Coord.)

Kevin Sherman (Wide Receivers)

Jafar Williams (Running Backs)

**Athletic Communications****Football Contact:** Matt Rector**E-Mail:** rector@purdue.edu**Office Phone:** (765) 494-3202**Website:** purduesports.com**SID Mailing Address:** Mackey Arena, Room 2235, 900 John R. Wooden Drive, West Lafayette, IN 47907**Radio Network:** Purdue Sports Network**Play-By-Play Announcer:** Tim Newton**Color Analyst:** Pete Quinn**Series History****Iowa trails series:** 35-46-3**At Iowa City:** 20-19-2**At West Lafayette:** 15-27-1**Current Streak:** Iowa -- 1**Largest Iowa win:** 56-0, 1922**Largest Purdue win:** 58-13, 1980**Highest scoring game:** PU, 58-13 in 1980; PU, 48-23 in 1973**Lowest scoring game:** Tie, 0-0 in 1938**Squad Information****Offensive Formation:** Multiple**Defensive Formation:** Multiple**2013 Record:** 1-11**Conference Record (Division Finish):**

0-8 (6th in Big Ten Leaders)

**2013 Bowl:** None**Lettermen Returning/Lost:** 41/24**Starters Returning/Lost:** 20/6**Indiana University**

Oct. 11 - Kinnick Stadium - Iowa City, Iowa

**School Facts****Location:** Bloomington, Ind.**Enrollment:** 42,731**Nickname:** Hoosiers**Colors:** Cream & Crimson**Conference (Division):** Big Ten (East)**President:** Michael A. McRobbie**Director of Athletics:** Fred Glass**Stadium:** Memorial Stadium**Capacity:** 52,929**Playing Surface:** FieldTurf**Coaches Information****Head Coach:** Kevin Wilson**Alma Mater (Year):** North Carolina (1984)**School Record (Years):** 10-26 (4th)**Career Record (Years):** 10-26 (4th)**Coaching Staff (Assignments):**

Greg Frey (Co-Offensive Coordinator/OL)

William Inge (Co-Defensive Coordinator/LB)

Kevin John (Offensive Coordinator/QB &amp; WR)

Noah Joseph (S/Defensive Recruiting Coord.)

Brian Knorr (Defensive Coordinator/DE &amp; OLB)

Deland McCullough (Running Backs)

Larry McDaniel (Defensive Line)

James Patton (TE &amp; FB/Offensive Recruiting Coordinator)

Brandon Shelby (Cornerbacks)

**Athletic Communications****Football Contact:** Jeff Keag**E-Mail:** jkeag@indiana.edu**Office Phone:** 812-855-6209**Website:** IUHoosiers.com**SID Mailing Address:** 1001 E. 17th St. Bloomington, IN 47408**Radio Network:** IU Radio Network**Play-By-Play Announcer (Phone):**

Don Fischer (317) 882-4848

**Color Analyst (Phone):**

Buck Suhr (812) 855-6209

**Series History****Iowa leads series:** 42-28-4**At Iowa City:** 23-10-3**At Bloomington:** 19-18-1**Current Streak:** Indiana -- 1**Largest Iowa win:** 62-0, 1997**Largest Indiana win:** 32-0, 1944; 52-20, 1945**Highest scoring game:** IU, 45-34, in 1988**Lowest scoring game:** Tie, 0-0 in 1931 & 1934**Squad Information****Offensive Formation:** Multiple**Defensive Formation:** Multiple**2013 Record:** 5-7**Conference Record (Division Finish):**

3-5 (4th in Big Ten Leaders)

**2013 Bowl:** None**Lettermen Returning/Lost:** 59/24**Starters Returning/Lost:** 18/6

**University of Maryland**

Oct. 18 - Byrd Stadium - College Park, Md.

**School Facts**
**Location:** College Park, Md.

**Enrollment:** 37,631

**Nickname:** Terrapins

**Colors:** Red, White, Black & Gold

**Conference (Division):** Big Ten (East)

**President:** Wallace D. Loh

**Director of Athletics:** Kevin Anderson

**Stadium:** Capital One Field at Byrd Stadium

**Capacity:** 51,802

**Playing Surface:** FieldTurf

**Coaches Information**
**Head Coach:** Randy Edsall

**Alma Mater (Year):** Syracuse (1980)

**School Record (Years):** 13-24 (4th)

**Career Record (Years):** 87-94 (16th)

**Coaching Staff (Assignments):**

Brian Stewart (Defensive Coordinator/DBs)

Mike Locksley (Offensive Coordinator/QBs)

Lyndon Johnson (Assistant Head Coach/

Outside Linebackers)

Keith Dudzinski (Inside Linebackers)

John Dunn (Tight Ends/Recruiting Coordinator)

Keenan McCardell (Wide Receivers)

 Andre Powell (Special Teams Coordinator/  
Running Backs)

Greg Studrawa (Offensive Line)

Chad Wilt (Defensive Line)

 Drew Wilson (Director of Strength &  
Conditioning)

**Athletic Communications**
**Football Contact:** Matt Taylor

**E-Mail:** taylormd@umd.edu

**Office Phone:** (301) 314-7065

**Website:** umterps.com

**SID Mailing Address:** Gossett Football Team  
House, Byrd Stadium, College Park, MD 20742

**Radio Network:** Terrapin Sports Radio Network

**Play-By-Play Announcer (Phone):**

Johnny Holliday (301) 946-4261

**Color Analyst (Phone):**

Tim Strachan (301) 370-6271

**Series History**

This is the first meeting between the two teams.

**Squad Information**
**Offensive Formation:** Multiple

**Defensive Formation:** 3-4

**2013 Record:** 7-6

**Conference Record (Division Finish):**

3-5 (5th in ACC Atlantic Division)

**2013 Bowl:** Marshall (L, 20-31) in Military Bowl

**Lettermen Returning/Lost:** 53/18

**Starters Returning/Lost:** 22/5

**Northwestern University**

Nov. 1 - Kinnick Stadium - Iowa City, Iowa

**School Facts**
**Location:** Evanston, Ill.

**Enrollment:** 8,367

**Nickname:** Wildcats

**Colors:** Purple & White

**Conference (Division):** Big Ten (West)

**President:** Morton O. Schapiro

**Vice President for Athletics & Recreation:**

Jim Phillips

**Stadium:** Ryan Field

**Capacity:** 47,130

**Playing Surface:** Natural Grass

**Coaches Information**
**Head Coach:** Pat Fitzgerald

**Alma Mater (Year):** Northwestern (1997)

**School Record (Years):** 55-46 (9th)

**Career Record (Years):** 55-46 (9th)

**Coaching Staff (Assignments):**

Randy Bates (Linebackers)

Jerry Brown (Asst. Head Coach/Defensive Backs)

Adam Cushing (Offensive Line)

Mike Hankwitz (Defensive Coordinator)

Bob Heffner (Superbacks)

Marty Long (Defensive Line)

Matt MacPherson (Running Backs/Recruiting

Coordinator)

Mick McCall (Offensive Coord./Quarterbacks)

Dennis Springer (Wide Receivers)

**Athletic Communications**
**Football Contact:** Paul Kennedy

**E-Mail:** pkennedy@northwestern.edu

**Office Phone:** (847) 467-2028

**Website:** NUsports.com

**SID Mailing Address:** 1501 Central Street,  
Evanston, IL 60208

**Radio Network:** WGN Radio 720

**Play-By-Play Announcer:** Dave Eanet

**Color Analyst:** Ted Albrecht

**Series History**
**Iowa leads series,** 48-24-3

**At Iowa City:** 25-9

**At Evanston:** 23-15-3

**Current Streak:** Iowa -- 1

**Largest Iowa win:** 78-6, 1913

**Largest Northwestern win:** 44-6, 1932

**Highest scoring game:** UI, 68-34 in 1968

**Lowest scoring game:** Tie, 0-0 in 1935

**Squad Information**
**Offensive Formation:** Spread

**Defensive Formation:** 4-3

**2013 Record:** 5-7

**Conference Record (Division Finish):**

1-7 (6th in Big Ten Legends)

**2013 Bowl:** None

**Lettermen Returning/Lost:** 55/14

**Starters Returning/Lost:** 18/4

**University of Minnesota**

Nov. 8 - TCF Bank Stadium - Minneapolis, Minn.

**School Facts**
**Location:** Minneapolis, Minn.

**Enrollment:** 52,557

**Nickname:** Golden Gophers

**Colors:** Maroon & Gold

**Conference (Division):** Big Ten (West)

**President:** Eric Kaler

**Director of Athletics:** Norwood Teague

**Stadium:** TCF Bank Stadium

**Capacity:** 50,805

**Playing Surface:** FieldTurf

**Coaches Information**
**Head Coach:** Jerry Kill

**Alma Mater (Year):** Southwestern College  
(Kan.) (1983)

**School Record (Years):** 17-21 (4th)

**Career Record (Years):** 144-94 (21st)

**Coaching Staff (Assignments):**

Tracy Claeys (Defensive Coordinator)

Matt Limegrover (Offensive Coordinator/

Offensive Line)

Brian Anderson (Wide Receivers)

Jeff Phelps (Defensive Line)

Pat Poore (Running Backs)

Rob Reeves (H-Backs/Tight Ends)

Jay Sawvel (Defensive Backs/Special Teams)

 Jim Zebrowski (Quarterbacks/Passing Game  
Coordinator)

Mike Sherels (Linebackers)

**Athletic Communications**
**Football Contact:** Paul Rovnak

**E-Mail:** psrovnak@umn.edu

**Office Phone:** (612) 625-9379

**Website:** gophersports.com

**SID Mailing Address:** Athletic Communications,  
244 BFAB, 516 15th Ave. SE, Minneapolis, MN  
55455

**Radio Network:** Gopher Sports Properties  
(KFAN 100.3 FM / KTCN 1130 AM)

**Play-By-Play Announcer (Phone):**

Mike Grimm (952) 693-6224)

**Color Analyst (Phone):**

Darrell Thompson (612) 616-8261)

**Series History**
**Iowa trails series:** 44-61-2

**At Iowa City:** 28-23-1

**At Minneapolis:** 16-38-1

**Current Streak:** Iowa -- 2

**Largest Iowa win:** 55-0, 2008

**Largest Minnesota win:** 75-0, 1903

**Highest scoring game:** UI, 49-42 in 1994

**Lowest scoring game:** UI, 6-0 in 1918

**Squad Information**
**Offensive Formation:** Multiple

**Defensive Formation:** 4-3

**2013 Record:** 8-5

**Conference Record (Division Finish):**

4-4 (4th in Big Ten Legends)

**2013 Bowl:** Syracuse (L, 17-21) in Texas Bowl

**Lettermen Returning/Lost:** 48/18

**Starters Returning/Lost:** 16/8

**University of Illinois**

Nov. 15 - Memorial Stadium - Champaign, Ill.

**School Facts****Location:** Urbana-Champaign, Ill.**Enrollment:** 43,398**Nickname:** Fighting Illini**Colors:** Orange & Blue**Conference (Division):** Big Ten (West)**President:** Robert Easter**Director of Athletics:** Mike Thomas**Stadium:** Memorial Stadium**Capacity:** 60,670**Playing Surface:** FieldTurf**Coaches Information****Head Coach:** Tim Beckman**Alma Mater (Year):** Findlay (1988)**School Record (Years):** 6-18 (3rd)**Career Record (Years):** 27-34 (6th)**Coaching Staff (Assignments):**

Tim Banks (Defensive Coordinator/Secondary)

Bill Cubit (Offensive Coordinator/Quarterbacks)

Mike Bellamy (Receivers)

A.J. Ricker (Offensive Line)

Al Seamonson (Outside Linebackers)

Greg Colby (Defensive Line)

Alex Golesh (Recruiting Coordinator/Running Backs/Tight Ends)

Tim Salem (Special Teams Coordinator)

Mike Ward (Inside Linebackers)

**Athletic Communications****Football Contacts:** Kent Brown & Derek Neal**E-Mails:** kwbrown3@illinois.edu,  
drneal@illinois.edu**Office Phone:** (217) 333-1391**Website:** FightingIllini.com**SID Mailing Address:** 1700 S Fourth St.,  
Champaign, IL 61820**Radio Network:** Illini Sports Network**Play-By-Play Announcer (Phone):**

Brian Barnhart (217) 840-9915

**Color Analyst (Phone):**

Kurt Kittner (312) 860-0410

**Series History****Iowa trails series:** 29-38-2**At Iowa City:** 16-18-2**At Champaign:** 13-20**Current Streak:** Illinois -- 1**Largest Iowa win:** 59-0, 1985**Largest Illinois win:** 80-0, 1902**Highest scoring game:** UI, 54-28, 1990**Lowest scoring game:** Tie, 0-0, 1936**Squad Information****Offensive Formation:** Spread/Multiple**Defensive Formation:** Multiple**2013 Record:** 4-8**Conference Record (Division Finish):**

1-7 (5th in Big Ten Leaders)

**2013 Bowl:** None**Lettermen Returning/Lost:** 48/16**Starters Returning/Lost:** 17/8**University of Wisconsin**

Nov. 22 - Kinnick Stadium - Iowa City, Iowa

**School Facts****Location:** Madison, Wis.**Enrollment:** 43,275**Nickname:** Badgers**Colors:** Cardinal & White**Conference (Division):** Big Ten (West)**Chancellor:** Rebecca Blank**Director of Athletics:** Barry Alvarez**Stadium:** Camp Randall Stadium**Capacity:** 80,321**Playing Surface:** FieldTurf**Coaches Information****Head Coach:** Gary Andersen**Alma Mater (Year):** Utah (1986)**School Record (Years):** 9-4 (2nd)**Career Record (Years):** 39-35 (6th)**Coaching Staff (Assignments):**

Dave Aranda (Defensive Coordinator/LBs)

Andy Ludwig (Offensive Coordinator/QBs)

Chris Beatty (Wide Receivers)

Thomas Brown (Running Backs)

Bill Busch (Safeties)

Jeff Genyk (Tight Ends/Special Teams Coord.)

Chad Kauha'aha'a (Defensive Line)

Ben Strickland (Cornerbacks)

T.J. Woods (Offensive Line)

Evan Simon (Head Strength &amp; Conditioning Coach)

**Athletic Communications****Football Contact:** Brian Lucas**E-Mail:** bml@athletics.wisc.edu**Office Phone:** (608) 263-5052**Website:** uwbadgers.com**SID Mailing Address:** 1440 Monroe St.,  
Madison, WI 53711**Radio Network:** Badger Sports Network**Play-By-Play Announcer (Phone):**

Matt Lepay (608) 345-4068

**Color Analyst (Phone):**

Mike Lucas (608) 212-4224

**Series History****Iowa trails series:** 42-43-2**At Iowa City:** 24-17-1**At Madison:** 18-26-1**Current Streak:** Wisconsin -- 2**Largest Iowa win:** 41-0, 1968**Largest Wisconsin win:** 44-0, 1894**Highest scoring game:** UI, 45-28 in 1975**Lowest scoring game:** UI, 6-0 in 1942;  
UW, 6-0 in 1925**Squad Information****Offensive Formation:** Multiple**Defensive Formation:** 3-4**2013 Record:** 9-4**Conference Record (Division Finish):**

6-2 (2nd in Big Ten Leaders)

**2013 Bowl:** South Carolina (L, 24-34) in Capital  
One Bowl**Lettermen Returning/Lost:** 47/26**Starters Returning/Lost:** 9/13**University of Nebraska**

Nov. 28 - Kinnick Stadium - Iowa City, Iowa

**School Facts****Location:** Lincoln, Neb.**Enrollment:** 24,610**Nickname:** Cornhuskers**Colors:** Scarlet & Cream**Conference (Division):** Big Ten (West)**Chancellor:** Harvey S. Perlman, J.D.**Director of Athletics:** Shawn Eichorst**Stadium:** Memorial Stadium**Capacity:** 81,091**Playing Surface:** FieldTurf**Coaches Information****Head Coach:** Bo Pelini**Alma Mater (Year):** Ohio State (1990)**School Record (Years):** 58-24 (7th)**Career Record (Years):** 58-24 (7th)**Coaching Staff (Assignments):**

Barney Cotton (Associate Head Coach/Run

Game Coordinator/Tight Ends/Offensive Line)

Tim Beck (Offensive Coordinator/Quarterbacks)

John Papuchis (Defensive Coordinator)

Ron Brown (Running Backs)

Ross Els (Linebackers/Special Teams

Coordinator/Recruiting Coordinator)

Rich Fisher (Wide Receivers)

John Garrison (Offensive Line)

Rick Kaczinski (Defensive Line)

Charlton Warren (Secondary)

James Dobson (Head Football Strength Coach)

**Athletic Communications****Football Contact:** Keith Mann**E-Mail:** kmann@huskers.com**Office Phone:** (402) 472-2263**Website:** huskers.com**SID Mailing Address:** Athletic Media Relations,  
One Memorial Stadium, P.O. Box 880123,  
Lincoln, NE 68588-0123**Radio Network:** IMG/Husker Sports Network**Play-By-Play Announcer (Phone):**

Greg Sharpe (402) 742-8628

**Color Analyst:** Matt Davison**Series History****Iowa trails series:** 13-28-3**At Iowa City:** 6-9**At Lincoln:** 3-15-1**Neutral:** 4-4-2**Current Streak:** Iowa -- 1**Largest Iowa win:** 30-0, 1899**Largest Nebraska win:** 57-0, 1980**Highest scoring game:** UN, 51-7 in 1915**Lowest scoring game:** Tie, 0-0 in 1896**Squad Information****Offensive Formation:** Multiple**Defensive Formation:** 4-3**2013 Record:** 9-4**Conference Record (Division Finish):**

5-3 (tie for 2nd in Big Ten Legends)

**2013 Bowl:** Georgia (W, 24-19) in TaxSlayer.com  
Gator Bowl**Lettermen Returning/Lost:** 46/30**Starters Returning/Lost:** 14/14



**1889** - Played first intercollegiate game.

**1899** - Admitted to Western Conference of Big Ten on Dec. 1. First undefeated season (8-0-1) was recorded under Coach Alden Knipe. Hawkeyes posted shutouts in every game except 5-5 tie with Chicago.

**1900** - Second consecutive undefeated season highlighted by five shutouts to open the year. A 5-5 tie at Northwestern was only blemish.

**1901** - Loss to Minnesota ended string of 23 games in a row without defeat.

**1919** - Lester Belding became Iowa's first consensus All-American.

**1921** - First unbeaten and untied team (7-0) won an outright Big Ten title under direction of Coach Howard Jones. Aubrey Devine was the consensus All-American quarterback. Recognized as national champions by at least one researcher (Parke Davis).

**1922** - Another perfect season (7-0) included outright conference championship and selection of consensus All-American FB Gordon Locke.

**1923** - Loss to Illinois ended string of 20 straight victories.

**1939** - Dr. Eddie Anderson coached the legendary Ironmen team to 6-1-1 mark. Halfback Nile Kinnick was recipient of the Heisman, Maxwell and Walter Camp Trophies.

**1955** - Guard Calvin Jones received the Outland Award and was consensus All-American for the second year in a row.

**1956** - Won the Big Ten race and appeared in first Rose Bowl for Coach Forest Evashevski. Finished 9-1 in all games and beat Oregon State at Pasadena. Recognized as national champions by the College Football Researchers Association.

**1957** - Consensus All-American tackle Alex Karras received the Outland Award.

**1958** - Big Ten champions again and defeated California in the Rose Bowl. Recognized as national champions by the Football Writers Association and earned Grantland Rice Trophy by Look Magazine. Led the nation in total offense. Consensus All-American Randy Duncan was named the Helms Foundation Player of the Year and received Walter Camp Trophy.

**1960** - Shared Big Ten title with Minnesota and compiled 8-1 record. Recognized as national champions by three different researchers (Berryman, Boand, Litkenhous), and Sagarin.

**1963** - Notre Dame game was cancelled following the assassination of President Kennedy.

**1964** - Some 28 Iowa and Big Ten offensive records were broken despite 3-6 season.

**1968** - Set Big Ten scoring and total offense marks. Ed Podolak rushed for an Iowa-record 286 yards (17 attempts) against Northwestern.

**1972** - Iowa Stadium was renamed Kinnick Stadium in honor of Iowa's Heisman Trophy winner of 1939. AstroTurf was installed.

**1981** - Coach Hayden Fry's third season produced a Big Ten co-championship and Rose Bowl berth, earning Iowa's first winning season in 19 years. DE Andre Tippett and P Reggie Roby were consensus All-Americans.

**1982** - Fourth straight first division Big Ten finish and a 28-22 Peach Bowl win over Tennessee.

**1983** - Offense breaks 35 school records on way to 9-3 mark and third straight bowl trip (Gator) under Coach Hayden Fry.

**1984** - Played in a postseason bowl game for the fourth straight year, defeating Texas 55-17 in the inaugural Freedom Bowl. Shut out Michigan for the first time since 1929 and won first game in 28 years at Purdue.

**1985** - Won a school-record 10 games enroute to the Big Ten championship and played in the Rose Bowl (vs. UCLA) for the second time in five seasons. Spent five weeks ranked No. 1 in the nation. QB Chuck Long (winner of the Maxwell Trophy and Davey O'Brien Quarterback Award) and Larry Station were consensus All-Americans.

**1986** - Champion of the ninth annual Holiday Bowl with a 39-38 triumph over San Diego State. A 9-3 overall mark helped Hayden Fry's Hawkeyes win at least eight games for the sixth consecutive season.

**1987** - Ten victories tied the school record and included Holiday Bowl triumph over Wyoming (20-19). Six-game winning streak to end the year earned Iowa its fifth consecutive Top 20 finish.

**1988** - Iowa played North Carolina State in the Peach Bowl, the school's eighth straight postseason appearance. A 6-4-3 season set an Iowa record for ties. TE Marv Cook was a consensus All-American.

**1989** - A natural grass playing surface (PAT) was installed in Kinnick Stadium.

**1990** - The capacity of Kinnick Stadium was expanded to 70,220. Iowa earned its third Big Ten title and Rose Bowl berth under Hayden Fry, posting an 8-4 overall record. Iowa's "Road Warriors" earned the trip to Pasadena by defeating Michigan State, Michigan and Illinois, all on the road. Hawkeyes ended season ranked 18th nationally. RB Nick Bell was named Big Ten MVP.

**1991** - Iowa tied the school record of 10 wins, posting a 10-1-1 record. The only loss came at the hands of Big Ten champion Michigan as the Hawkeyes were 7-1 in league play. The Hawkeyes made their third appearance in the Holiday Bowl, which ended in a 13-13 tie with BYU. DE Leroy Smith earned consensus All-America status and was named Big Ten Defensive Player of the Year. Iowa ended the season ranked 10th nationally by both the AP and *CNN/USA Today*.

**1992** - Iowa appeared in its second Kickoff Classic and hosted No. 1 Miami (FL) in first night game ever played in Kinnick Stadium. Iowa's fifth place Big Ten finish was the 13th first-division finish for Iowa in 14 seasons under Hayden Fry.

**1993** - Iowa closed the regular season with four straight wins to earn an invitation to the inaugural Alamo Bowl in San Antonio, Texas. Iowa lost to California (37-3) in the bowl game and ended the season with a 6-6 record. Iowa's 21-3 win over Minnesota in the season finale not only assured the bowl invitation, but was also win No. 200 in the coaching career of Hayden Fry.

**1994** - Iowa again closed the season fast, earning three wins and a tie in the last four games to post a 5-5-1 mark. The Hawkeyes fought back from injuries at the quarterback position to score 98 points in the final two games, wins over Northwestern and Minnesota. Five Iowa quarterbacks were injured during the year.

**1995** - Following the trend of the past few seasons, Iowa closed fast, winning its final two games of the regular season to earn an invitation to the Sun Bowl. Iowa ended the year in fine fashion, racing past Pac-10 co-champion Washington 38-18 in the Sun Bowl and ending the year with an 8-4 record, including a 4-4 Big Ten mark. Iowa was ranked in the top 25 in the final polls by the *Associated Press*, *UPI* and *CNN/USA Today*.

**1996** - Iowa posted a 9-3 record, including a 27-0 win over Texas Tech in the Builder's Square Alamo Bowl. The Hawkeyes posted a 6-2 Big Ten record, earning a tie for third place with Penn State. Iowa ended the season ranked 18th in the nation in both the AP poll and the *CNN/USA Today* coaches poll. PR Tim Dwight and DT Jared DeVries earned All-America honors and RB Sedrick Shaw rushed for over 1,000 yards for the third consecutive season.

**1997** - If ever the Hawkeyes had a season that could have been, 1997 would be the year. Iowa posted a 7-5 overall record (4-4 in the Big Ten) and participated in the Norwest Sun Bowl, earning its third straight bowl invitation. But narrow road losses at national champion Michigan (28-24), Wisconsin (13-10) and Northwestern (15-14) put a damper on what could have been a great season. RB Tavian Banks, WR Tim Dwight and DT Jared DeVries earned All-America honors and Dwight led the nation in punt returns.

**1998** - On Nov. 25, 1998, Hayden Fry announced his retirement as head coach after a successful 20-year career with the Hawkeyes. Fry had a record of 143-89-6 at Iowa and a 232-178-10 mark over his 37 seasons as a college head football coach.

Iowa struggled to a 3-8 record on the field, with five of the eight losses coming to teams ranked in the final top 25. Three Hawkeye losses came at the hands of teams ranked in the top six in the country.

Iowa was led on offense by three freshmen, as QB Kyle McCann led the team in passing, RB Ladell Betts led the team in rushing and WR Kahlil Hill led the team in receiving. Senior DT Jared DeVries earned consensus All-America honors.

**1999** - Kirk Ferentz began a new coaching era as Iowa finished the season with a 1-10 record while facing what was regarded as the fourth strongest schedule in the nation. Three of Iowa's losses went down to the final play of the game, with the Hawkeyes allowing a score at Northwestern and failing to score from inside the 10-yardline in home losses to Indiana and Minnesota.

**2000** - Iowa opened the season in the Eddie Robinson Classic against Kansas State on Aug. 26, marking the earliest date ever for an Iowa football game. The Hawkeyes, facing the sixth-strongest schedule in the nation, posted a 3-9 overall record. The Hawkeyes won their first overtime game ever, 26-23 at Penn State, in double overtime. A late season 27-17 win over Northwestern forced the Wildcats to share the Big Ten title. Iowa finished strong, winning two of final three games to set the table for the success of 2001 and 2002.

**2001** - Iowa opened the season with three straight wins and ended the season winning three of its final four games, including a 19-16 victory over Texas Tech in the Alamo Bowl. The Hawkeyes posted an overall 7-5 record and tied for fourth in the Big Ten with a 4-4 mark. All five of Iowa's setbacks came by less than 10 points. Iowa led the Big Ten in scoring (32.6) as Coach Kirk Ferentz led Iowa to a bowl win in just his third season.

**2002** - Iowa posted a perfect 8-0 record in Big Ten play to earn a share of the conference title with Ohio State. After a 3-1 start in non-conference play, the Hawkeyes began league play with a 42-35 overtime win at Penn State and went on to earn the league title in Coach Kirk Ferentz' fourth year. Iowa posted a final mark of 11-2 after a loss to Southern California in the 2003 Orange Bowl in Miami. Iowa earned its first-ever Bowl Championship Series invitation.

Ferentz earned Big Ten and national Coach of the Year honors, while 11 Hawkeyes were named first team all-Big Ten. QB Brad Banks placed second in the voting for the Heisman Trophy and was the Big Ten Conference MVP. Banks was also the Associated Press Player of the Year and earned the Davey O'Brien Award as the top quarterback in the nation. OL Eric Steinbach was the Big Ten Lineman of the year, while TE Dallas Clark earned the John Mackey Award and PK Nate Kaeding earned the Lou Groza award.

Iowa averaged over 37 points a game in leading the Big Ten in scoring for the second straight season, while the Hawkeye defense ranked fifth in the nation against the run.

**2003** - For the first time in school history, Iowa won 10 or more games in consecutive seasons after posting a 10-3 mark in 2003, putting an exclamation mark on the season with a 37-17 win over Florida in the 2004 Outback Bowl.

Iowa's 21 wins over the past two seasons are the most ever for Iowa football in a two-year period. The Hawkeyes finished the season ranked eighth in the final polls, the first back-to-back top 10 finishes for Iowa football since the 1950's. Coupled with the 2003 Orange Bowl, Iowa also

has played in January bowl games in consecutive seasons for the first time in the history of the program.

The Hawkeyes opened the season with four straight wins in non-conference play. After a loss at Michigan State, Iowa returned home for a 30-27 win over Michigan, handing the Wolverines their only loss in Big Ten play. After a loss at Purdue in early November, Iowa closed the regular season with wins over Minnesota and Wisconsin. The bowl win over Florida gave the Hawkeyes three straight wins over ranked opponents.

Offensive tackle Robert Gallery was named a consensus All-American and became Iowa's third Outland Trophy winner as the nation's top interior lineman. PK Nate Kaeding was also a first team All-American for the second straight season, becoming Iowa's all-time scoring leader while setting 14 school records during his career.

**2004** - Winning its last eight games of the season, Iowa posted a 10-2 record, sharing the Big Ten Conference title for the second time in three seasons. The Hawkeyes defeated Wisconsin in Kinnick Stadium on the final day of the regular season to earn the title share with Michigan.

Playing in its third straight January bowl game, Iowa scored a thrilling 30-25 win over defending national champion LSU in the 2005 Capital One Bowl. The Hawkeyes scored the winning touchdown on a 56-yard pass from QB Drew Tate to senior WR Warren Holloway on the final play of the game.

Iowa started the season with a 2-2 mark before making its championship run. The win over Wisconsin increased Iowa's winning streak to 18 straight home games and 13 straight conference games, both school records.

Tate, DE Matt Roth, LB Chad Greenway and LB Abdul Hodge were named first team All-Big Ten, while Coach Kirk Ferentz was named Big Ten Conference Coach of the Year for the second time in three seasons.

**2005** - Iowa finished the 2005 season with a 7-5 record and in a third place tie in the Big Ten standings. A pair of heartbreaking, last minute losses to Michigan and Northwestern is all that separated Iowa from at least a piece of its third league title in four years. The Hawkeyes' success earned them their second Outback Bowl appearance in three years.

Despite a year of triumphs and disappointments, Iowa finished the year as one of only four teams in the nation to have played in January bowl games the last four years.

LB Chad Greenway, DB Jovon Johnson and DE Kenny Iwebema were named All-Big Ten first team, while LB Abdul Hodge, RB Albert Young and PK Kyle Schlicher earned second team accolades.

**2006** - Iowa started the season winning five of its first six games and becoming a fixture in the nation's top 20. The second half of the season was just the opposite as injuries took their toll and the Hawkeyes dropped five of their final six regular season contests.

But, Iowa did well enough to get invited to its sixth straight bowl game and came excruciatingly close to an upset of the defending national champion Texas Longhorns in the Alamo Bowl, before succumbing (26-24). The game was played before the biggest sports crowd ever to witness a sporting event in the Alamodome.

OL Mike Jones was named to the coaches first All-Big Ten team. OL Marshal Yanda, LB Mike Klinkenborg, TE Scott Chandler and DB Marcus Paschal were second team choices.

Iowa was the only team in the country to have three players (OL Mike Elgin, DB Adam Shada and LB Mike Klinkenborg) represented on the first academic All-America team.

**2007** - Iowa finished the season with a 6-6 overall record. Iowa finished tied for fifth in the Big Ten with a 4-4 mark. After starting the season with a 2-4 record, Iowa won four of its last six and just missed being selected for a bowl game. The Hawkeyes were bowl eligible for the seventh straight season and finished in the Big Ten's upper division for the sixth time in seven years. Iowa broke the school record for fewest turnovers in a season (13).

DT Mitch King earned first team All-Big Ten accolades by the coaches and second team honors by the media. CB Charles Godfrey was recognized on the second team by the coaches and was an honorable mention honoree by the media.

Iowa's offense isn't making any excuses, but... at least 11 players who appeared on the spring, or early fall, two-deep are either off the roster or were injured for a significant amount of time. The Iowa offense could have looked much different with some of the following names on the two-deep: WR Andy Brodell, OL Dace Richardson, OL Rob Bruggeman, OL Bryan Bulaga, OL Alex Kanellis, TE Tony Moeaki, WR Colin Sandeman, WR Dominique Douglas, WR Anthony Bowman, WR Trey Stross and RB Shonn Greene.

**2008** - Led by a great group of 15 seniors, Iowa won five of its last six games and earned a spot in the prestigious Jan. 1 Outback Bowl against South Carolina, winning 31-10.

The 2008 Hawkeyes finished the season with a 9-4 record and were ranked 20th in both final major polls. The Outback Bowl champions became the fourth Iowa team in the last seven years to win at least nine games. The Hawkeyes also played in a January bowl game for the fifth time in seven years.

Along the way, running back Shonn Greene broke seven school records and three school individual bowl records en route to becoming a consensus All-American and won the Doak Walker Award as the nation's top running back. Greene also was named the Big Ten's Most Valuable Player. On the defensive side, Mitch King also earned All-America honors and was named Big Ten Defensive Lineman of the Year.

The Hawkeyes tied for fourth (5-3 league record) and wound up as the league's only winner in the bowl season. Iowa's four losses came by a combined 12 points.

Iowa ranked in the top 20, nationally, in six statistical categories (5th - Pass efficiency defense, scoring defense and fewest penalty yards; 9th - rushing defense; 12th - total defense; 19th - red zone defense).

**2009** - The 2009 Hawkeyes will be remembered as one of the most entertaining, talented and successful teams in Hawkeye history. The 11 wins equal (2002) the program record for victories in a season. The regular season win total of 10 was achieved for only the fourth time. For the first time ever, the Hawkeyes won their first nine games of a season. And, for the sixth time in eight years, Iowa played in a January bowl game. And, more importantly, Iowa won a BCS caliber bowl game for the first time since 1959.

Iowa posted an 11-2 overall record and a 6-2 Big Ten mark, good enough for a second place tie with Penn State. The Hawkeyes won at least nine games for the fifth time in the last eight years won 10 games or more for the seventh time in school history.

In addition to Iowa's 24-14 win over ninth-ranked Georgia Tech in the FedEx Orange Bowl, the Hawkeyes posted road wins at Penn State, Wisconsin, Michigan State and Iowa State. An overtime loss at eventual league champion Ohio State was the only road blemish. A seven-point home loss to Northwestern was Iowa's only other loss. The Hawkeyes posted four wins by three points or less for the first time in school history.

Another road block during the 2009 season was an unusually high number of injuries to several starters. The loss of two offensive linemen, tight end, quarterback, running backs, receivers, defensive backs and a linebacker were all part of the scenario Iowa's coaching staff had to deal with. All of the above mentioned positions lost starters for at least part of the season.

The Hawkeyes ranked seventh in both major polls at the conclusion of the season, the highest final ranking for the program since 1960.

Individually, several Hawkeyes reaped the rewards of the successful season. Defensive end Adrian Clayborn was named MVP of the FedEx Orange Bowl. Coach Kirk Ferentz was named Big Ten Coach of the Year for the third time. Offensive tackle Bryan Bulaga was picked as the league's Offensive Lineman of the Year. He joined Dace Richardson (OL), Tony Moeaki (TE), Clayborn (DE), Pat Angerer (LB), Tyler Sash (DB) and Amari Spivey (DB) on the first All-Big Ten team. Six Hawkeyes were selected in the 2010 NFL Draft.

**2010** - Iowa concluded the season with a 27-24 win over 12th-ranked Missouri in the Insight Bowl. The Hawkeyes earned their second straight bowl victory over a top-15 opponent and won three consecutive bowl games for the first time in school history.

The Insight Bowl win over the Tigers marked Iowa's fourth 2010 victory over a ranked opponent, the most by an Iowa team since 2003. Iowa played seven ranked opponents in 2010, the most for the Hawkeyes under Kirk Ferentz.

Iowa posted a 7-5 regular season record, including a 4-4 mark in Big Ten Conference play (fourth). The Hawkeyes placed in the first division of the Big Ten for the ninth time in the last 10 years.

Iowa's record came against one of the toughest schedules in the nation. In each of Iowa's five losses, the Hawkeyes were either tied or leading in the fourth quarter. The five losses came by a total of 18 points and the four league losses were by a collective 11 points. Iowa's most impressive wins were a 37-6 win over Michigan State, which shared the Big Ten title while posting an 11-2 overall record, and the Insight Bowl win over Missouri (10-3), which tied for the North Division title in the Big 12 Conference.

Freshman RB Marcus Coker was named offensive Player of the Game in the Insight Bowl, rushing 33 times for 219 yards and two touchdowns. Sophomore DB Micah Hyde was named defensive Player of the Game, as his 72-yard interception return for a touchdown in the fourth quarter provided Iowa's winning margin.

Four Hawkeyes earned first team all-Big Ten honors, including DE Adrian Clayborn, DB Tyler Sash, DB Shaun Prater and WR Derrell Johnson-Koulianos. Clayborn earned consensus All-America honors and was a finalist for both the Rotary Lombardi Award and the Ted Hendricks Award. Quarterback Ricky Stanzi was a finalist for the Johnny Unitas Golden Arm Award. Punter Ryan Donahue was one of three finalists for the Ray Guy Award.

**2011** - Iowa completed the season with a 7-6 overall record and a 4-4 mark in Big Ten play. The Hawkeyes were bowl eligible for the 11th straight season, dropping a 31-14 decision to Oklahoma in the 2011 Insight Bowl at Tempe, Arizona.

Iowa posted a 3-1 mark in nonconference action, with the only blemish being a three-overtime loss at Iowa State. The Hawkeyes were 1-3 against ranked opponents. Iowa defeated 13th-ranked Michigan (24-16) and lost to 13th-ranked Michigan State (37-21), both at home. Iowa lost at 22nd-ranked Nebraska (20-7) and to 14th-ranked Oklahoma at the Insight Bowl.

Iowa's offense was led by senior WR Marvin McNutt, Jr., and junior QB James Vandenberg. McNutt set single-season (1,315) and career (2,861) records for receiving yards and touchdowns (12 and 28). His 82 receptions tied the single-season record. Vandenberg threw for 3,022 yards and 25 touchdowns, completing 58.7% of his pass attempts. Marcus Coker's rushing total of 1,384 yards ranks fourth best for a single season at Iowa.

Sophomore linebackers James Morris and Christian Kirksey led the Hawkeyes in tackles, each with 110. Senior DT Mike Daniels (13.5-63) and senior DE Broderick Binns (12-58) led the team in tackles for loss. Junior CB Micah Hyde and sophomore safety Tanner Miller each had three interceptions and Hyde matched Binns with eight pass break-ups.

McNutt was named the top receiver in the Big Ten Conference, while McNutt, OL Riley Reiff and DB Shaun Prater earned first team all-Big Ten recognition. For the third straight year, Iowa had six players selected in the annual NFL draft, including Reiff, who gave the Hawkeyes a first round selection for the third straight year.

**2012** - Iowa posted a 4-8 overall record, including a 2-6 mark in Big Ten play. The Hawkeyes were the only team in the nation to play in six games decided by three points or less during the regular season, posting a 2-4 mark in those games. Iowa had two games decided by a single point (1-1) and won at Michigan State in overtime. In two losses, at home to Central Michigan and Purdue, the visitors scored the winning points on a field goal on the final play.

The Hawkeyes played nine games against teams that were selected for bowl games, in addition to an eight-win Penn State team.

The Hawkeyes started fast in Big Ten play, earning a win over previously undefeated Minnesota (31-13) and the double-overtime win at Michigan State (19-16). Iowa then lost its final six games, including three-point losses to Indiana and Purdue, and a 13-7 decision to 14th-ranked Nebraska in the season finale.



Senior DB Micah Hyde led the Iowa defense by earning the Tatum-Woodson Award as the top defensive back in the Big Ten. Hyde was a first team All-Big Ten selection, while senior center James Ferentz earned second team honors.

Junior linebackers Anthony Hitchens led the team in tackles (124), while junior linebacker Christian Kirksey was third in tackles (95) had two pass interceptions and four recovered fumbles. Kirksey returned both of the interceptions for touchdowns.

The Iowa offense was led by sophomore running backs Mark Weisman and Damon Bullock, despite the fact that both battled injuries throughout the season. Weisman played in 10 games and rushed for 815 yards and eight scores. Bullock saw action in six games, rushing for 513 yards and three touchdowns. Quarterback James Vandenberg passed for 2,249 yards and seven touchdowns while also scoring four rushing touchdowns.

Hyde was drafted in the fifth round of the NFL Draft by the Green Bay Packers.

**2013** - Iowa finished the season 8-5 overall and 5-3 in the Big Ten. The Hawkeyes placed second in the Legends Division. Iowa accepted an invitation to play in the 2014 Outback Bowl, dropping a 21-14 decision to No. 14 LSU.

The 2014 Outback Bowl marked Iowa's 11th both appearance overall, and seventh January bowl appearance, since 2001. Iowa was bowl eligible for the 12th time in the last 13 seasons. Iowa's 2013 schedule included eight bowl games, including two teams that competed in BCS bowl games. With the 8-5 final record, Iowa was one of six BCS conference teams to have improved by four victories or more from 2012.

Iowa's linebacker trio accounted for 10 takeaways this season. James Morris has four interceptions and one fumble recovery, while Christian Kirksey has one interception, two fumble recoveries and a forced fumble. Anthony Hitchens has three forced fumbles, one fumble recovery, and one interception.

Iowa's five losses were to teams that finished with a combined record of 56-12, for a winning percentage of .824. The Hawkeyes earned four road wins, its highest total since 2009 (4). Iowa won three of four trophy games, winning at Iowa State, Minnesota and Nebraska, while falling to Wisconsin in Iowa City.

Iowa rushed for 2,339 rushing yards, its highest single-season total since 2008 (2,453). Junior Mark Weisman led the ground game with 975 yards and eight touchdowns on 227 attempts. Jordan Canzeri (74-481) and Damon Bullock (118-467) each rushed for over 450 yards. Quarterback Jake Rudock completed 204-346 attempts for 2,383 yards and 18 touchdowns, while junior Kevonte Martin-Manley led the receivers with 40 receptions for 388 yards and five scores.

Three Hawkeye linebackers recorded over 100 tackles (Anthony Hitchens 112, James Morris 107, Christian Kirksey 104). It is the first time in program history three players recorded 100 tackles (tackles became official stat in 1968). Hitchens and junior OT Brandon Scherff were named the Roy J. Carver Most Valuable Players.

Three Hawkeyes were selected in the 2014 NFL Draft, including tight end C.J. Fiedorowicz (Houston, third round), Kirksey (Cleveland, third round) and Hitchens (Dallas, fourth round).

#### HAWKEYES AT NIGHT

Iowa has hosted 10 night games in Kinnick Stadium's history, holding a 6-4 record in those contests.

Iowa lost the first night contest played in Kinnick Stadium to Miami (24-7) on Sept. 5, 1992. The Hawkeyes defeated Northern Illinois (24-0) on Sept. 18, 1999, Arizona State (21-2) on Sept. 20, 2003, Syracuse 35-0 on Sept. 8, 2007, Michigan (30-28) on Oct. 10, 2009, Penn State (24-3) on Oct. 2, 2010 and Northwestern (41-31) on Oct. 15, 2011.

Iowa lost to Iowa State (36-31) on Sept. 14, 2002, to Ohio State (38-17) on Sept. 30, 2006, and to Penn State (38-14) on Oct. 20, 2012.

Iowa has only played five true night games in Kinnick Stadium. Hawkeye games vs. Northern Illinois (1999), Iowa State (2002) and Arizona State (2003) were 5 p.m. starts; the Northwestern game was a 6 p.m. start and the Miami, Ohio State, Syracuse, Michigan and Penn State contests started at 7 p.m.

#### IOWA VS. TOP-RANKED OPPONENTS

Iowa has played 11 games (0-10-1) against top-ranked opponents in its history. Below is a list of Iowa's games vs. top-ranked foes:

Ohio State at Iowa	Sept. 30, 2006	L, 38-17
Iowa at Nebraska	Sept. 23, 2000	L, 42-13
Miami at Iowa	Sept. 5, 1992	L, 24-7
Iowa at Ohio State	Oct. 11, 1975	L, 49-0
Iowa at Ohio State	Nov. 17, 1973	L, 55-13
Michigan State at Iowa	Nov. 6, 1965	L, 35-0
Iowa at Notre Dame	Nov. 21, 1964	L, 28-0
Ohio State at Iowa	Oct. 31, 1964	L, 21-19
Iowa at Notre Dame	Nov. 21, 1953	T, 14-14
Iowa at Notre Dame	Nov. 19, 1949	L, 28-7
Minnesota at Iowa	Nov. 15, 1941	L, 34-13

#### IOWA IN OVERTIME

Iowa holds a 6-3 record in overtime games. Iowa won its first overtime contest, defeating Penn State 26-23 on Nov. 4, 2000, in State College, Pa. The Hawkeyes are 2-2 in single overtime, 3-0 in double overtime and 1-1 in triple overtime. Iowa is 2-1 in overtime in Kinnick Stadium and 4-2 in overtime road games. Following are Iowa's overtime games:

Date	Result	OT's	Opponent	Site
11/04/2000	W, 26-23	Double	Penn State	State College, Pa.
9/28/2002	W, 42-35	Single	Penn State	State College, Pa.
10/22/2005	L, 23-20	Single	Michigan	Iowa City
9/09/2006	W, 20-13	Triple	Syracuse	Syracuse, N. Y.
10/27/2007	W, 34-27	Double	Michigan State	Iowa City
11/14/2009	L, 27-24	Single	Ohio State	Columbus, Ohio
9/10/2011	L, 44-41	Triple	Iowa State	Ames, Iowa
10/13/2012	W, 19-16	Double	Michigan State	East Lansing, Mich.
10/26/2013	W, 17-10	Single	Northwestern	Iowa City

Year	Points Total-PPG	First Downs	Rushing Att-Yds-YPG	Passing Com-At-Int-TD	Passing Yards-YPG	Total Yds. Plays-Yds-YPG	Punts- Avg.	Fum. - Lost	Pen. Yds.
2013	342-26.3	256	557-2339-179.9	213-375-15-19	2562-197.1	932-4901-377.0	65-40.0	13-7	52-425
Opp.	246-18.9	207	466-1669-128.4	217-395-13-20	2271-174.7	861-3940-303.1	89-40.8	17-8	60-559
2012	232-19.3	209	404-1476-123.0	223-389-8-7	2249-187.4	793-3725-310.4	68-37.3	14-3	55-491
Opp.	275-22.9	237	473-1945-162.1	224-353-10-16	2634-219.5	826-4579-381.6	58-40.0	19-13	64-585
2011	358-27.5	266	454-1790-137.7	240-412-8-25	3052-234.8	866-4842-372.5	53-41.2	18-10	62-463
Opp.	310-23.8	278	549-2028-156.0	256-413-10-21	2898-222.9	962-4926-378.9	62-42.0	26-9	83-701
2010	376-28.9	261	449-1929-148.4	226-357-6-26	3049-234.5	806-4978-382.9	56-43.6	12-5	64-486
Opp.	221-17.0	249	407-1320-101.5	298-479-19-12	2297-230.5	886-4317-332.1	71-40.9	11-5	85-753
2009	301-23.2	232	454-1485-114.2	213-392-20-19	2887-222.1	846-4372-336.3	61-40.9	11-8	57-447
Opp.	200-15.4	195	285-1607-123.6	190-383-21-9	1988-152.9	844-3595-276.5	78-40.6	20-9	72-619
2008	394-30.3	269	515-2453-188.7	187-320-11-16	2362-181.7	835-4815-370.4	51-40.9	20-13	53-34.3
Opp.	169-13.0	215	397-1222-94.0	256-463-23-9	2656-197.3	860-3787-291.3	76-39.9	17-9	65-46.5
2007	222-18.5	203	438-1515-126.2	199-376-7-17	2281-190.1	814-3796-316.3	87-40.8	13-6	67-579
Opp.	225-18.8	227	454-1464-122.0	247-426-14-13	2750-229.2	880-4214-351.2	75-40.8	19-7	61-487
2006	310-23.8	261	432-1865-143.5	248-423-19-21	3118-239.8	855-4983-383.3	56-37.6	21-12	65-581
Opp.	269-20.7	250	480-1737-133.6	241-423-14-20	2732-210.2	903-4469-343.8	66-40.9	17-6	65-575
2005	360-30.0	272	436-2096-174.7	245-404-8-23	3093-257.8	840-5189-432.4	58-38.4	15-9	52-447
Opp.	240-20.0	256	470-1512-126.0	276-445-10-18	3080-256.7	915-4592-382.7	73-40.9	14-6	65-500
2004	292-24.3	199	428-871-72.6	239-385-14-20	2881-240.1	813-3752-312.7	66-39.9	17-5	91-675
Opp.	211-17.6	202	392-1110-92.5	234-424-17-15	2416-201.3	816-3526-293.8	67-41.2	22-15	59-485
2003	373-28.7	223	535-2241-172.4	171-320-10-19	2095-161.2	855-4336-333.5	82-40.4	20-11	81-636
Opp.	210-16.2	220	480-1205-92.7	257-462-13-11	2884-221.8	942-4089-314.5	93-39.8	22-12	71-651
2002	484-37.2	270	553-2784-214.2	182-314-5-27	2734-210.3	867-5518-424.5	53-39.5	17-11	103-873
Opp.	256-19.7	282	416-1065-81.9	300-535-20-15	3554-273.4	951-4619-355.3	78-39.4	22-11	73-559
2001	391-32.6	242	488-2104-175.3	210-323-13-20	2618-218.2	811-4722-393.5	49-35.7	17-8	78-595
Opp.	258-21.5	211	437-1405-117.1	208-377-13-15	2496-208.0	814-3901-325.1	70-40.2	15-8	61-491
2000	203-16.9	200	403-1090-90.8	230-404-11-16	2580-215.0	807-3670-305.8	74-42.5	22-9	78-652
Opp.	330-27.5	263	521-2331-194.3	216-381-9-21	2960-246.7	902-5291-440.9	56-39.8	21-8	73-646
1999	162-14.7	177	339-1028-93.5	202-376-9-6	2275-206.8	715-3303-300.3	73-41.9	20-8	59-451
Opp.	347-31.5	253	545-2698-245.3	167-296-6-23	2399-218.1	841-5097-463.4	50-40.1	12-7	69-656
1998	172-15.6	171	406-1470-80.9	153-303-15-6	2045-185.9	709-2935-266.8	77-39.3	17-8	71-600
Opp.	287-26.1	212	473-2374-187.3	158-296-12-14	2328-211.6	769-4388-398.9	63-40.0	21-12	89-760
1997	411-34.3	211	522-2604-217.0	143-271-11-24	2263-188.6	793-4867-405.6	57-41.7	22-12	69-560
Opp.	159-13.2	81	469-1816-119.1	151-336-22-13	1875-156.3	805-3304-275.3	90-37.2	22-10	76-678
1996	339-28.3	103	523-2154-179.5	168-293-12-12	2120-176.7	816-4274-356.2	59-43.1	22-12	74-595
Opp.	243-20.3	97	464-1690-140.8	169-361-17-13	2007-167.3	825-3697-308.1	77-41.2	34-16	60-456
1995	368-30.7	131	559-2398-199.8	176-309-16-15	2613-217.8	868-5011-417.6	54-41.5	21-8	95-857
Opp.	259-21.6	91	455-1503-125.3	186-354-18-15	2493-207.8	809-3996-333	65-39.7	18-9	66-577
1994	307-27.9	116	474-2431-221	142-264-13-12	2045-185.9	738-4476-406.9	42-39.7	24-16	75-734
Opp.	324-29.5	137	519-2415-219.6	130-249-9-12	1777-161.6	768-4192-381.1	50-38.6	20-13	67-552
1993	214-17.8	88	452-1296-108	195-330-12-11	2276-189.7	782-3572-297.7	66-40.9	24-10	62-565
Opp.	293-24.4	130	559-2277-189.8	164-319-18-9	2064-172	878-4341-361.8	52-36.8	25-10	64-588
1992	243-20.3	94	491-1566-130.5	247-416-13-18	2723-226.9	907-4289-357.4	64-37.1	20-10	66-551
Opp.	278-23.2	106	461-2047-170.6	184-320-18-11	2135-177.9	781-4182-348.5	60-38.7	26-14	82-664
1991	343-28.6	116	514-2128-177.3	218-346-13-19	2697-224.8	860-4825-402.1	54-32.5	15-8	57-501
Opp.	179-14.9	95	483-1464-122	160-306-12-13	1953-162.8	789-3417-284.8	72-35.5	22-11	58-495
1990	427-35.6	147	577-2699-224.9	196-322-11-17	2456-204.7	899-5155-429.6	52-35.2	32-16	65-552
Opp.	288-24	84	432-1317-109.8	204-374-13-16	2404-200.3	806-3721-310.1	69-38.7	29-18	87-660
1989	197-17.9	201	402-1323-120.3	196-352-17-13	2455-223.2	754-3778-343.5	59-37	36-21	55-459
Opp.	278-25.3	215	480-1611-146.5	182-319-12-13	2233-203	799-3844-349.5	58-39.2	20-15	56-427
1988	336-25.9	278	495-1741-133.9	290-470-14-18	3752-288.6	965-5493-422.5	61-36.1	24-16	70-581
Opp.	236-18.2	223	586-2186-168.2	161-326-17-11	2104-161.9	912-4290-330	73-37.7	36-18	67-537
1987	380-29.2	278	484-1695-141.3	276-448-13-23	3796-292	971-5585-429.6	59-38.8	33-18	69-576
Opp.	250-19.2	194	521-1514-116.5	150-311-22-14	2288-176	883-3802-292.5	73-38.1	25-17	82-674
1986	391-32.6	248	517-2260-188.3	186-324-14-20	2731-227.6	841-4991-415.9	52-40.5	21-14	81-689
Opp.	214-17.8	187	461-1246-103.8	168-325-23-14	2200-183.3	786-3446-287.2	74-41.4	26-16	56-540
1985	440-36.7	284	467-1896-158.0	276-420-16-30	3611-300.9	887-5507-458.9	46-38.6	20-13	60-463
Opp.	167-13.9	195	489-1446-120.5	188-347-19-9	2116-176.3	836-3562-296.8	79-37.7	27-15	59-420
1984	359-27.6	279	607-2105-161.9	226-348-16-23	3053-234.8	955-5158-396.8	70-38.3	33-19	70-596
Opp.	201-15.5	199	474-1308-118.9	204-385-19-15	2231-171.6	859-3539-272.2	64-41.4	29-18	64-504

Year	Points Total-PPG	First Downs	Rushing Att-Yds-YPG	Passing Com-At-Int-TD	Passing Yards-YPG	Total Yds. Plays-Yds-YPG	Punts- Avg.	Fum. - Lost	Pen. Yds.
1983	380-31.7	270	532-2408-200.7	194-346-14-20	3239-269.9	878-5647-470.6	52-37.2	25-12	84-710
Opp.	189-15.8	226	460-1593-132.8	205-413-21-12	2441-203.4	873-4034-336.2	81-40.7	23-11	63-581
1982	229-19.1	224	556-2101-175.1	163-265-12-11	1873-156.1	821-3974-331.2	68-43.8	27-14	66-587
Opp.	230-19.2	219	419-1441-120.1	226-409-20-10	2572-214.2	828-4013-334.4	61-42.2	22-14	58-535
1981	260-23.6	182	520-2153-195.7	109-214-10-7	1422-129.3	734-3575-325	57-45.4	21-14	84-666
Opp.	129-11.7	161	421-956-86.9	156-315-21-7	1834-166.7	736-2790-253.6	71-35.1	30-15	55-489
1980	154-14	174	451-1486-135.1	154-320-13-12	1918-174.4	771-3404-309.5	67-37.6	44-21	62-685
Opp.	238-21.6	204	517-1651-150.1	141-285-14-12	1913-173.9	802-3564-324	65-37.2	27-13	64-649
1979	239-21.7	209	526-2130-193.6	124-248-14-12	1669-151.7	774-3799-345.4	54-37.5	26-18	55-538
Opp.	216-19.6	206	525-1881-171	145-282-16-9	1843-167.5	807-3724-338.5	49-36.1	38-20	49-470
1978	125-11.4	144	522-1366-124.1	90-220-17-4	1083-98.5	742-2449-222.6	85-36.6	32-19	63-658
Opp.	291-26.5	215	547-2054-186.7	138-270-8-21	1947-177	817-4001-363.7	63-37.8	37-16	64-665
1977	171-15.5	160	540-1562-142	100-197-16-6	1276-116	737-2838-258	74-35.4	23-12	60-642
Opp.	229-20.8	194	566-1992-181.1	96-189-9-14	1500-136.4	755-3492-317.5	57-35.5	44-26	57-459
1976	161-14.6	172	562-2144-194.9	60-163-15-5	972-88.4	725-3116-283.3	56-35.6	39-16	64-652
Opp.	234-21.3	181	546-2072-188.4	90-204-12-8	1151-104.6	750-3223-293	62-35.3	14-6	55-841
1975	182-16.5	166	559-2406-218.7	33-125-10-3	597-54.3	684-3003-273	56-37.9	51-14	51-550
Opp.	279-25.4	223	615-2458-223.5	90-169-6-7	1282-116.5	784-3740-340	41-37.9	29-12	55-498
1974	157-14.3	192	574-1982-180.2	88-187-13-6	1193-108.5	761-3175-288.6	56-36.7	33-20	51-413
Opp.	308-28	202	586-3180-289.1	50-130-6-7	723-65.7	716-3903-354.8	46-35.8	28-18	48-503
1973	140-12.7	158	492-1599-145.4	84-217-15-5	1126-102.4	709-2725-247.7	65-35.4	43-27	46-438
Opp.	401-36.5	242	748-3848-349.8	48-107-11-7	716-65.1	855-4564-414.9	40-37.6	30-14	53-547
1972	109-9.9	135	537-1629-148.1	72-175-15-2	825-75	712-2454-223.1	75-35.2	36-17	54-504
Opp.	208-18.9	200	626-2724-247.6	72-172-11-6	989-89.9	798-3293-299.4	56-34.9	48-24	48-415
1971	121-11	134	413-897-81.5	126-282-14-9	1495-135.9	695-2392-217.5	80-35.7	21-10	45-447
Opp.	379-34.5	278	719-3572-324.7	94-197-8-8	1400-127.3	916-4972-452	48-36.1	47-22	67-588
1970	129-11.7	154	529-1935-175.9	67-176-10-4	860-78.2	705-2795-254.1	69-36.5	25-15	45-403
Opp.	259-23.5	221	565-2858-259.8	91-183-4-11	1146-104.2	748-4004-364	48-37	33-16	56-505
1969	255-25.5	238	474-2155-215.5	142-309--13	2088-208.8	783-4243-424.3	51-36.3	27-18	43-455
Opp.	275-27.5	217	580-2205-220.5	117-235--12	1614-161.4	815-3819-381.9	51-39.4	26-19	52-578
1968	322-32.2	236	530-2528-252.8	123-229--13	1876-187.6	759-4404-440.4	52-36.5	27-15	58-497
Opp.	289-28.9	237	621-2819-281.9	85-202--6	1283-128.3	823-4102-410.2	56-36.6	18-10	38-452
1967	161-16.1	180	423-1294-129.4	140-297--9	1748-174.8	720-3042-304.2	71-31.1	22-12	34-289
Opp.	277-27.7	190	564-2544-254.4	95-177--10	1311-131.1	741-3855-385.5	56-36.5	16-10	53-487
1966	86-8.6	135	408-1385-138.5	91-226-21-3	1210-121.0	634-2595-259.5	63-34.8	28-13	41-393
Opp.	253-25.3	188	463-1990-199.0	127-234-11-13	1603-160.3	697-3593-359.3	53-35.0	24-10	51-537
1965	94-9.4	128	355-848-84.8	115-288-27-4	1241-124.1	643-2089-208.9	65-39.6	20-11	52-454
Opp.	92-9.2	155	518-1710-171.0	92-174-8-6	1069-106.9	692-2779-277.9	63-37.3	26-13	50-487
1964	170-18.9	156	263-736-81.7	154-321-14-9	2125-236.1	584-2873-319.2	40-32.4	30-21	44-432
Opp.	209-23.2	174	491-1663-184.7	82-173-10-8	1154-128.2	664-2817-313.0	36-35.6	30-20	54-489
1963	126-15.8	111	333-1047-130.9	75-183-9-12	1165-145.6	526-2212-276.5	54-35.7	16-6	37-349
Opp.	112-14.0	116	384-1329-166.1	78-155-7-6	921-115.1	539-2250-281.3	47-37.5	28-17	37-375
1962	127-14.1	132	410-1560-173.3	86-169-15-8	985-109.4	579-2545-282.8	44-34.5	20-18	39-395
Opp.	166-18.4	124	378-1308-145.3	81-170-9-6	1057-117.4	548-2365-262.7	52-36.7	16-11	42-380
1961	215-23.9	150	402-1509-167.7	94-172-17-9	1319-146.5	574-2828-314.2	44-32.8	21-14	51-425
Opp.	162-18.0	124	413-1493-165.8	59-154-11-8	858-95.3	567-2351-261.2	45-34.1	27-15	47-375
1960	234-26.0	143	439-2284-253.8	39-98-7-4	511-56.7	537-2795-310.5	42-32.7	23-11	42-349
Opp.	108-12.0	129	424-1492-165.7	71-149-12-1	573-63.6	573-2319-257.7	47-37.7	27-14	42-389
1959	223-25.8	175	440-2151-239.0	104-192-8-8	1248-138.6	632-3399-377.6	31-33.4	34-19	51-478
Opp.	100-11.1	113	393-1037-115.2	74-172-13-5	1098-122.0	565-2135-237.2	48-36.2	24-14	36-388
1958	272-29.3	217	498-2554-255.4	124-219-11-12	1617-161.7	717-4171-417.1	36-31.3	36-20	53-536
Opp.	146-14.6	153	466-1707-170.7	84-200-15-8	1213-121.3	666-2920-292.0	51-33.9	28-18	37-321
1957	263-29.2	174	453-2170-241.1	77-146-17-11	1303-144.7	599-3473-385.8	19-32.9	30-18	46-429
Opp.	112-12.4	119	372-1014-112.6	70-169-14-4	967-107.4	541-1981-220.1	48-34.0	27-13	39-419
1956	219-21.9	149	499-2374-263.7	52-118-7-9	582-64.6	617-2956-328.4	43-34.9	25-17	39-327
Opp.	84-8.4	127	472-1451-161.2	74-153-15-6	913-101.4	625-1981-220.1	52-34.7	27-16	49-476
1955	166-17.4	157	470-1937-215.2	64-126-12-9	942-104.6	596-2879-319.8	39-34.3	36-18	44-436
Opp.	173-19.2	125	362-1479-164.3	52-122-10-12	975-108.3	484-2454-272.6	40-37.8	26-15	43-377
1954	192-21.3	136	442-2083-231.4	49-105-8-4	677-75.2	713-2613-290.4	4-37.0	30-20	N/A
Opp.	141-15.7	118	400-1496-166.2	48-119-7-5	913-101.4	519-2091-232.4	20- N/A	26-17	N/A



Year	Points Total-PPG	First Downs	Rushing Att-Yds-YPG	Passing Com-At-Int-TD	Passing Yards-YPG	Total Yds. Plays-Yds-YPG	Punts- Avg.	Fum. - Lost	Pen. Yds.
1953	187-20.8	138	456-2147-238.6	51-115-12-7	586-65.1	571-2733-303.6	42-40.2	31-16	55-475
Opp.	91-10.1	122	367-1050-116.7	82-181-18-9	1208-134.2	548-2528-250.9	46-39.1	21-13	48-417
1952	121-13.4	133	458-1560-173.3	73-181-20-8	985-109.4	639-2545-282.7	54-38.7	30-16	52-485
Opp.	210-24.4	159	460-1650-183.3	106-202-9-13	1523-169.2	662-3173-352.5	51-43.0	32-21	78-677
1951	161-17.8	131	465-1692-188.0	83-188-14-11	1153-128.1	653-2845-316.1	64-37.8	30-16	69-538
Opp.	233-25.9	144	434-1400-155.5	93-173-15-13	1508-167.5	607-2908-323.1	60-33.8	30-18	50-213
1950	121-13.4	124	425-1650-183.3	65-198-23-9	994-110.4	623-2644-293.7	58-40.9	32-18	58-543
Opp.	201-22.3	120	410-1242-138.0	74-163-16-13	1107-123.0	573-2349-261.0	68-37.3	23-14	60-530
1949	184-20.4	115	365-1475-163.8	66-194-16-13	1037-115.2	559-2512-279.1	51-36.4	32-18	52-438
Opp.	247-30.9	137	491-2015-223.8	73-158-13- N/A	1098-122.0	649-3113-345.8	44-40.5	32-20	60-513
1948	127-14.1	100	334-1028-128.5	66-170-14- N/A	1157-144.6	504-2185-273.1	56-37.8	27-16	32-262
Opp.	142-15.7	112	421-1742-217.8	44-115-13- N/A	780-86.7	536-2522-315.2	54-36.5	17-13	42-322
1947	145-18.1	97	359-1030-114.4	77-168-14-11	1092-121.3	547-2122-235.7	61-37.0	20-9	44-302
Opp.	179-22.4	123	407-1865-207.2	54-135-11- N/A	626-69.5	542-2491-276.7	36-34.0	31-21	32-294
1946	129-14.3	100	437-1807-200.7	39-91-12-3	352-39.1	528-2159-239.8	46-33.1	23-17	46-353
Opp.	92-10.2	97	407-1217-135.2	47-106-16- N/A	590-65.5	513-1806-200.6	59-33.8	28-17	49-402
1945	74-8.2	89	335-874-97.1	65-184-11-7	912-101.3	519-1786-198.4	74-28.0	27-14	48-357
Opp.	310-34.4	103	445-2310-256.6	33-80-16- N/A	512-56.8	525-2822-313.5	57-32.6	20-10	47-494
1944	53-6.6	58	299-904-113.0	21-69-7-1	205-25.6	973-1111-138.9	52-34.1	26-19	46-296
Opp.	240-30.0	89	413-1900-237.5	19-62-11- N/A	535-66.9	475-2435-304.4	38-36.8	15-10	70-570
1943	83-10.4	80	313-1011-126.4	40-123-11- N/A	613-76.6	436-1624-203.0	45-35.6	29-15	39-246
Opp.	153-19.1	93	383-1511-188.9	43-104-14- N/A	693-86.6	487-2204-275.5	53-32.3	20-13	52-466
1942	147-18.4	98	400-1402-140.2	45-122-12- N/A	929-92.9	522-2331-233.1	68-36.3	29-15	44-327
Opp.	135-16.9	136	507-1692-169.2	47-134-14- N/A	655-65.5	641-2347-234.7	69-34.7	19-7	45-373
1941	91-11.4	86	388-1156-144.5	32-95-14- N/A	431-53.9	483-1587-198.4	80-28.3	21-10	37-280
Opp.	99-12.4	93	382-1365-170.6	24-89-12- N/A	365-45.6	471-1730-216.3	71-31.5	19-12	33-340
1940	125-15.6	76	376-1161-145.1	19-95-11- N/A	317-39.6	471-1478-184.8	82-35.4	23-8	43-352
Opp.	98-10.8	73	N/A-1052-131.5	41-113-12- N/A	596-74.5	N/A-1648-206.0	76-32.1	29-15	33-246
1939	130-16.3	69	318-1014-126.8	36-100-16- N/A	749-93.6	418-1763-220.4	80-38.5	14-7	30-248
Opp.	91-11.4	82	N/A-1074-134.3	39-107-13- N/A	605-75.6	N/A-1679-209.9	76-34.1	14-4	29-264
1938	46-5.8	71	283-820-102.5	48-115-15- N/A	535-66.9	398-1355-169.4	62-41.7	23-12	33-318
Opp.	135-16.9	87	N/A-1446-180.8	43-122-24- N/A	564-70.5	N/A-2010-251.3	64-37.8	26-17	26-245
1937	36-4.5	77	N/A-943-117.9	43-121-9- N/A	676-84.5	N/A-1619-202.4	N/A-43	20-10	26-195
Opp.	120-15.0	67	N/A-950-118.8	27-68-22- N/A	517-64.6	N/A-1467-183.4	N/A-36.2	18-11	19-194
1936	85-10.6	79	N/A-1382-172.8	26-75-13-2	430-53.8	N/A-1812-226.5	N/A-38	N/A	N/A-225
Opp.	103-12.9	82	N/A-1448-181.0	39-86-10- N/A	569-71.1	N/A-2017-252.1	N/A-36	N/A	N/A-155
1935	122-15.3	73	316-1644-205.5	22-73-15-4	343-42.9	N/A-1987-248.4	N/A-36	N/A	N/A-305
Opp.	39-4.9	61	N/A-971-121.4	26-89-16-3	845-105.6	N/A-1616-202.0	N/A-35	N/A	N/A-242
1934	98-12.3								
Opp.	153-19.1								
1933	131-16.4								
Opp.	56-7.0								
1932	62-7.8								
Opp.	171-21.4								
1931	7-0.9								
Opp.	131-16.4								
1930	88-11.0								
Opp.	74-9.3								

**Note:** Detailed statistical records were not available prior to 1935, N/A= Not Available



## All-Time Coaches Records

## Ranked According to Total Victories

Name	Years	Overall		Big Ten	
		W-L	Pct.	W-L	Pct.
Hayden Fry	1979-98	143-89-6	.613	96-61-5	.608
<b>Kirk Ferentz</b>	<b>1999-pr.</b>	<b>108-79-0</b>	<b>.578</b>	<b>64-56</b>	<b>.533</b>
Forest Evashevski	1952-60	52-27-4	.651	33-21-2	.607
Howard Jones	1916-23	42-17-1	.708	21-12-0	.636
Eddie Anderson	1939-42, 1946-49	35-33-2	.514	21-24-2	.468
Burt Ingwersen	1924-31	33-27-4	.547	11-20-4	.371
Alden Knipe	1899-1902	29-11-4	.705	2-6-1	.278
John Chalmers	1903-05	24-8-0	.750	1-6-0	.143
Jess Hawley	1910-15	24-18-0	.571	8-11-0	.278
Bob Commings	1974-78	18-37-0	.327	13-27	.325
Jerry Burns	1961-65	16-27-2	.378	8-15-1	.354
Ray Nagel	1966-70	16-32-1	.340	11-22-2	.343
Ossie Solem	1932-36	15-21-4	.425	5-16-4	.280
A. E. Bull	1896	7-1-1	.833	---	---
Mark Catlin	1906-08	7-10-0	.412	1-3-0	.250
Leonard Raffensperger	1950-51	5-10-3	.361	2-9-1	.208
Otto Wagonhurst	1897	4-4-0	.500	---	---
Roger Sherman	1894	4-4-1	.500	---	---
Frank Lauterbur	1971-73	4-28-1	.136	3-22-1	.135
No head coach	1889-91	4-4-0	.500	---	---
E. A. Dalton	1892	3-2-1	.583	---	---
Ben Donnelly	1893	3-4-0	.429	---	---
John Griffith	1909	2-4-1	.357	0-1-0	.000
Clem Crowe	1945	2-7-0	.222	1-5-0	.167
Irl Tubbs	1937-38	2-13-1	.156	1-8-1	.150
Slip Madigan	1943-44	2-13-1	.156	0-10-1	.045

## Ranked According to Overall Game Winning Percentage

Name	Years	Overall		Big Ten	
		W-L	Pct.	W-L	Pct.
A. E. Bull	1896	7-1-1	.833	---	---
John Chalmers	1903-05	24-8-0	.750	1-6-0	.143
Howard Jones	1916-23	42-17-1	.708	21-12-0	.636
Alden Knipe	1899-1902	29-11-4	.705	2-6-1	.278
Forest Evashevski	1952-60	52-27-4	.651	33-21-2	.607
Hayden Fry	1979-98	143-89-6	.613	96-51-5	.648
E. A. Dalton	1892	3-2-1	.583	---	---
<b>Kirk Ferentz</b>	<b>1999-pr.</b>	<b>108-79-0</b>	<b>.578</b>	<b>64-56</b>	<b>.533</b>
Jess Hawley	1910-15	24-18-0	.571	8-11-0	.278
Burt Ingwersen	1924-31	33-27-4	.547	11-20-4	.371
Eddie Anderson	1939-42, 1946-49	35-33-2	.514	21-24-2	.468
Roger Sherman	1894	4-4-1	.500	---	---
Otto Wagonhurst	1897	4-4-0	.500	---	---
No head coach	1889-91	4-4-0	.500	---	---
Ben Donnelly	1893	3-4-0	.429	---	---
Ossie Solem	1932-36	15-21-4	.425	5-16-4	.280
Mark Catlin	1906-08	7-10-0	.412	1-3-0	.250
Jerry Burns	1961-65	16-27-2	.378	8-15-1	.354
Leonard Raffensperger	1950-51	5-10-3	.361	2-9-1	.208
Ray Nagel	1966-70	16-32-1	.340	11-22-2	.343
John Griffith	1909	2-4-1	.357	0-1-0	.000
Bob Commings	1974-78	18-37-0	.327	13-27	.325
Clem Crowe	1945	2-7-0	.222	1-5-0	.167
Slip Madigan	1943-44	2-13-1	.156	0-10-1	.045
Irl Tubbs	1937-38	2-13-1	.156	1-8-1	.150
Frank Lauterbur	1971-73	4-28-1	.136	3-22-1	.135

## All-Time Series Results

Team	First Game	W-L-T	Team	First Game	W-L-T	Team	First Game	W-L-T	Team	First Game	W-L-T
Air Force	1958	0-0-1	Des Moines YMCA	1896	1-0-0	Michigan	1900	14-41-4	San Diego State	1986	1-0-0
Akron	2002	1-0-0	Detroit	1930	1-0-0	Michigan State	1953	23-20-2	Simpson	1898	4-0-0
Arkansas	1925	1-0-0	Doane	1895	0-1-0	<b>Minnesota</b>	<b>1891</b>	<b>44-61-2</b>	South Carolina	2008	1-0-0
Arkansas State	2009	1-0-0	Drake	1896	12-3-0	Missouri	1892	6-7-0	South Dakota	1917	8-0-0
Arizona	1966	6-7-0	Eastern Illinois	2010	1-0-0	Missouri State	2013	1-0-0	Southeast Oklahoma	1924	1-0-0
Arizona State	1997	1-2-0	Florida	1983	1-2-0	Monmouth	1905	4-0-0	Southern Cal	1925	2-7-0
Augustana	1894	2-0-0	Florida International	2008	1-0-0	Montana	1954	2-0-0	Syracuse	1975	3-1-0
<b>Ball State</b>	<b>2005</b>	<b>2-0-0</b>	George Washington	1931	1-1-0	Morningside	1908	4-0-0	Temple	1936	1-0-0
Berg AAF	1945	1-0-0	Georgia Tech	2009	1-0-0	<b>Nebraska</b>	<b>1891</b>	<b>13-28-3</b>	Tennessee	1982	1-1-0
Boston University	1948	1-0-0	Great Lakes	1917	0-4-0	New Mexico State	1995	1-0-0	Tennessee Tech	2011	1-0-0
Bradley Tech	1930	5-0-0	Grinnell	1889	11-5-1	North Carolina State	1965	0-3-0	Texas	1984	1-1-0
Buffalo	2003	1-0-0	Hawaii	1956	3-1-0	North Dakota	1926	1-0-0	Texas A&M	1931	0-1-0
Butler	1924	1-0-0	Idaho	1964	1-0-0	North Dakota State	1946	2-0-0	Texas El Paso	1986	1-0-0
Brigham Young	1991	0-0-1	<b>Illinois</b>	<b>1899</b>	<b>29-38-2</b>	Northern Illinois	1985	8-1-0	Texas Christian	1958	2-1-0
California	1958	3-1-0	<b>Indiana</b>	<b>1912</b>	<b>42-28-4</b>	<b>Northern Iowa</b>	<b>1898</b>	<b>15-1-0</b>	Texas Tech	1996	2-0-0
Camp Dodge	1918	0-0-1	Iowa Preflight	1943	0-2-0	<b>Northwestern</b>	<b>1897</b>	<b>48-24-3</b>	Tulsa	1989	3-1-0
Camp Grant	1942	1-0-0	<b>Iowa State</b>	<b>1894</b>	<b>40-21-0</b>	Notre Dame	1921	8-13-3	UCLA	1938	3-6-0
Carleton	1936	1-0-0	Iowa Wesleyan	1890	1-0-0	Ohio State	1922	14-47-3	Upper Iowa	1898	2-0-0
Carroll	1926	2-0-0	Kansas	1891	4-6-0	Oklahoma	1979	0-2-0	Utah	1978	0-1-0
Centenary	1930	0-1-0	Kansas State	1951	5-1-0	Oklahoma State	1923	1-1-0	Utah State	1957	2-0-0
Central Michigan	1994	2-1-0	Kent State	2001	2-0-0	Oregon	1949	1-2-0	Wabash	1925	2-0-0
Chicago	1894	3-9-2	Knox	1892	6-0-1	Oregon State	1956	7-5-0	Washington	1937	3-3-0
Cincinnati	1990	1-0-0	Lawrence	1924	1-0-0	P & S	1897	0-1-0	Washington State	1953	3-1-1
Coe	1892	9-0-0	Louisiana-Monroe	2011	1-0-0	Parsons	1895	1-0-0	Washington, Mo.	1902	4-0-0
Colgate	1935	1-1-0	Louisiana State	2005	1-1-0	Penn College	1895	2-0-0	Western Michigan	2000	1-2-0
Colorado	1988	0-2-0	Luther	1893	1-0-0	Penn State	1930	12-13-0	Wilton	1896	2-0-0
Colorado Teachers	1926	1-0-0	Maine	2008	1-0-0	<b>Pittsburgh</b>	<b>1931</b>	<b>2-3-0</b>	<b>Wisconsin</b>	<b>1894</b>	<b>42-43-2</b>
Cornell	1891	13-1-0	Marquette	1930	1-1-0	<b>Purdue</b>	<b>1910</b>	<b>35-46-3</b>	Wyoming	1953	2-0-0
Denver	1927	1-0-0	<b>Maryland</b>	<b>2014</b>	<b>0-0-0</b>	Ripon	1928	1-0-0	Yale	1922	1-0-0
Denver Athletic Club	1893	0-1-0	Miami, Fla.	1950	0-4-0	Rush	1898	1-1-0			
Des Moines	1905	1-0-0	Miami, OH	2001	3-0-0	St. Louis	1905	2-1-0			

2014 opponents listed in boldface

**Air Force (Series tied, 0-0-1)**

10/04/1958 \_\_\_\_ T \_\_\_\_ 13-13 \_\_\_\_\_ home

**Akron (Iowa leads, 1-0)**

8/31/2002 \_\_\_\_ W \_\_\_\_ 57-21 \_\_\_\_\_ home

**Arkansas (Iowa leads, 1-0)**

10/03/1925 \_\_\_\_ W \_\_\_\_ 25-0 \_\_\_\_\_ home

**Arkansas State (Iowa leads, 1-0)**

10/03/09 \_\_\_\_ W \_\_\_\_ 24-21 \_\_\_\_\_ home

**Arizona (Iowa trails, 6-7)**

9/17/1966 \_\_\_\_ W \_\_\_\_ 31-20 \_\_\_\_\_ home

10/04/1969 \_\_\_\_ W \_\_\_\_ 31-19 \_\_\_\_\_ home

10/03/1970 \_\_\_\_ L \_\_\_\_ 10-17 \_\_\_\_\_ away

10/06/1973 \_\_\_\_ L \_\_\_\_ 20-23 \_\_\_\_\_ home

9/24/1977 \_\_\_\_ L \_\_\_\_ 7-41 \_\_\_\_\_ home

9/30/1978 \_\_\_\_ L \_\_\_\_ 3-23 \_\_\_\_\_ away

10/04/1980 \_\_\_\_ L \_\_\_\_ 3-5 \_\_\_\_\_ home

9/25/1982 \_\_\_\_ W \_\_\_\_ 17-14 \_\_\_\_\_ away

9/12/1987 \_\_\_\_ W \_\_\_\_ 15-14 \_\_\_\_\_ away

9/07/1996 \_\_\_\_ W \_\_\_\_ 21-20 \_\_\_\_\_ home

9/19/1998 \_\_\_\_ L \_\_\_\_ 11-35 \_\_\_\_\_ away

9/19/2009 \_\_\_\_ W \_\_\_\_ 27-17 \_\_\_\_\_ home

9/18/2010 \_\_\_\_ L \_\_\_\_ 27-34 \_\_\_\_\_ away

**Arizona State (Iowa trails, 2-1)**

12/31/1997 \_\_\_\_ L \_\_\_\_ 7-17 \_\_\_\_\_ El Paso, Texas

9/20/2003 \_\_\_\_ W \_\_\_\_ 21-2 \_\_\_\_\_ home

9/18/2004 \_\_\_\_ L \_\_\_\_ 7-44 \_\_\_\_\_ away

**Augustana (Iowa leads, 2-0)**

10/20/1894 \_\_\_\_ W \_\_\_\_ 34-0 \_\_\_\_\_ away

9/27/1904 \_\_\_\_ W \_\_\_\_ 33-2 \_\_\_\_\_ home

**Ball State (Iowa leads, 2-0)**

9/03/2005 \_\_\_\_ W \_\_\_\_ 56-0 \_\_\_\_\_ home

9/25/2010 \_\_\_\_ W \_\_\_\_ 45-0 \_\_\_\_\_ home

**Berg AAF (Iowa leads, 1-0)**

9/29/1945 \_\_\_\_ W \_\_\_\_ 14-13 \_\_\_\_\_ home

**Boston University (Iowa leads, 1-0)**

11/20/1948 \_\_\_\_ W \_\_\_\_ 34-14 \_\_\_\_\_ away

**Bradley Tech (Iowa leads, 5-0)**

9/27/1930 \_\_\_\_ W \_\_\_\_ 38-12 \_\_\_\_\_ home

10/1/1932 \_\_\_\_ W \_\_\_\_ 31-7 \_\_\_\_\_ home

10/7/1933 \_\_\_\_ W \_\_\_\_ 38-0 \_\_\_\_\_ home

9/28/1935 \_\_\_\_ W \_\_\_\_ 26-0 \_\_\_\_\_ home

10/9/1937 \_\_\_\_ W \_\_\_\_ 14-7 \_\_\_\_\_ home

**Buffalo (Iowa leads, 1-0)**

9/06/2003 \_\_\_\_ W \_\_\_\_ 56-7 \_\_\_\_\_ home

**Butler (Iowa leads, 1-0)**

11/08/1924 \_\_\_\_ W \_\_\_\_ 7-0 \_\_\_\_\_ home

**Brigham Young (Series tied, 0-0-1)**

12/30/1991 \_\_\_\_ T \_\_\_\_ 13-13 \_\_\_\_\_ San Diego, Ca.

**California (Iowa leads, 3-1)**

1/01/1959 \_\_\_\_ W \_\_\_\_ 38-12 \_\_\_\_\_ Pasadena, Ca.

9/26/1959 \_\_\_\_ W \_\_\_\_ 42-12 \_\_\_\_\_ away

9/30/1961 \_\_\_\_ W \_\_\_\_ 28-7 \_\_\_\_\_ home

12/31/1993 \_\_\_\_ L \_\_\_\_ 3-37 \_\_\_\_\_ San Antonio, Texas

**Camp Dodge (Series tied, 0-0-1)**

11/23/1918 \_\_\_\_ T \_\_\_\_ 0-0 \_\_\_\_\_ away

**Camp Grant (Iowa leads, 1-0)**

10/10/1942 \_\_\_\_ W \_\_\_\_ 33-16 \_\_\_\_\_ home

**Carleton College (Iowa leads, 1-0)**

9/26/1936 \_\_\_\_ W \_\_\_\_ 14-0 \_\_\_\_\_ home

**Carroll (Iowa leads, 2-0)**

10/30/1926 \_\_\_\_ W \_\_\_\_ 21-0 \_\_\_\_\_ home

9/29/1929 \_\_\_\_ W \_\_\_\_ 46-0 \_\_\_\_\_ home

**Centenary (Iowa trails, 0-1)**

10/11/1930 \_\_\_\_ L \_\_\_\_ 12-19 \_\_\_\_\_ home

**Central Michigan (Iowa leads, 2-1)**

9/03/1994 \_\_\_\_ W \_\_\_\_ 52-21 \_\_\_\_\_ home

9/05/1998 \_\_\_\_ W \_\_\_\_ 38-0 \_\_\_\_\_ home

9/22/2012 \_\_\_\_ L \_\_\_\_ 31-32 \_\_\_\_\_ home

**Chicago (Iowa trails, 3-9-2)**

10/27/1894 \_\_\_\_ T \_\_\_\_ 18-18 \_\_\_\_\_ away

10/10/1896 \_\_\_\_ L \_\_\_\_ 0-6 \_\_\_\_\_ away

10/08/1898 \_\_\_\_ L \_\_\_\_ 0-36 \_\_\_\_\_ away

10/07/1899 \_\_\_\_ T \_\_\_\_ 5-5 \_\_\_\_\_ away

11/02/1900 \_\_\_\_ W \_\_\_\_ 17-0 \_\_\_\_\_ away

10/15/1904 \_\_\_\_ L \_\_\_\_ 0-39 \_\_\_\_\_ away

10/07/1905 \_\_\_\_ L \_\_\_\_ 0-42 \_\_\_\_\_ away

10/19/1912 \_\_\_\_ L \_\_\_\_ 14-34 \_\_\_\_\_ away

10/22/1913 \_\_\_\_ L \_\_\_\_ 6-23 \_\_\_\_\_ away

10/17/1914 \_\_\_\_ L \_\_\_\_ 0-7 \_\_\_\_\_ away

11/15/1919 \_\_\_\_ L \_\_\_\_ 6-9 \_\_\_\_\_ away

10/23/1920 \_\_\_\_ L \_\_\_\_ 0-10 \_\_\_\_\_ away

10/13/1928 \_\_\_\_ W \_\_\_\_ 13-0 \_\_\_\_\_ away

10/15/1938 \_\_\_\_ W \_\_\_\_ 27-14 \_\_\_\_\_ away

**Cincinnati (Iowa leads, 1-0)**

9/15/1990 \_\_\_\_ W \_\_\_\_ 63-10 \_\_\_\_\_ home

**Coe (Iowa leads, 9-0)**

10/21/1892 \_\_\_\_ W \_\_\_\_ 48-0 \_\_\_\_\_ away

10/08/1893 \_\_\_\_ W \_\_\_\_ 56-0 \_\_\_\_\_ away

10/30/1901 \_\_\_\_ W \_\_\_\_ 11-0 \_\_\_\_\_ home

9/29/1903 \_\_\_\_ W \_\_\_\_ 16-0 \_\_\_\_\_ home

9/24/1904 \_\_\_\_ W \_\_\_\_ 17-0 \_\_\_\_\_ home

9/26/1905 \_\_\_\_ W \_\_\_\_ 27-0 \_\_\_\_\_ home

11/10/1906 \_\_\_\_ W \_\_\_\_ 15-12 \_\_\_\_\_ home

10/10/1908 \_\_\_\_ W \_\_\_\_ 92-0 \_\_\_\_\_ home

10/12/1918 \_\_\_\_ W \_\_\_\_ 27-0 \_\_\_\_\_ home

**Colgate (Series tied, 1-1)**

10/12/1935 \_\_\_\_ W \_\_\_\_ 12-6 \_\_\_\_\_ home

10/22/1938 \_\_\_\_ L \_\_\_\_ 0-14 \_\_\_\_\_ home

**Colorado (Iowa trails, 0-2)**

9/17/1988 \_\_\_\_ L \_\_\_\_ 21-24 \_\_\_\_\_ home

9/26/1992 \_\_\_\_ L \_\_\_\_ 12-28 \_\_\_\_\_ away

**Colorado Teachers (Iowa leads, 1-0)**

10/02/1926 \_\_\_\_ W \_\_\_\_ 24-0 \_\_\_\_\_ home

**Cornell (Iowa leads, 13-1)**

10/24/1891 \_\_\_\_ W \_\_\_\_ 64-6 \_\_\_\_\_ home

10/13/1894 \_\_\_\_ W \_\_\_\_ 60-0 \_\_\_\_\_ away

9/27/1903 \_\_\_\_ W \_\_\_\_ 6-0 \_\_\_\_\_ home

10/01/1904 \_\_\_\_ W \_\_\_\_ 88-0 \_\_\_\_\_ home

10/09/1909 \_\_\_\_ W \_\_\_\_ 3-0 \_\_\_\_\_ home

10/21/1911 \_\_\_\_ L \_\_\_\_ 0-3 \_\_\_\_\_ away

10/12/1912 \_\_\_\_ W \_\_\_\_ 31-0 \_\_\_\_\_ home

10/15/1913 \_\_\_\_ W \_\_\_\_ 76-0 \_\_\_\_\_ home

10/10/1914 \_\_\_\_ W \_\_\_\_ 49-0 \_\_\_\_\_ home

10/02/1915 \_\_\_\_ W \_\_\_\_ 33-0 \_\_\_\_\_ away

10/07/1916 \_\_\_\_ W \_\_\_\_ 31-6 \_\_\_\_\_ home

10/06/1917 \_\_\_\_ W \_\_\_\_ 22-13 \_\_\_\_\_ home

10/19/1918 \_\_\_\_ W \_\_\_\_ 34-0 \_\_\_\_\_ home

10/09/1920 \_\_\_\_ W \_\_\_\_ 63-0 \_\_\_\_\_ home

**Denver (Iowa leads, 1-0)**

10/29/1927 \_\_\_\_ W \_\_\_\_ 15-0 \_\_\_\_\_ home

**Denver Athletic Club (Iowa trails, 0-1)**

10/15/1893 \_\_\_\_ L \_\_\_\_ 0-58 \_\_\_\_\_ away

**Des Moines (Iowa leads, 1-0)**

11/11/1905 \_\_\_\_ W \_\_\_\_ 72-0 \_\_\_\_\_ home

**Des Moines YMCA (Iowa leads, 1-0)**

11/21/1896 \_\_\_\_ W \_\_\_\_ 34-0 \_\_\_\_\_ away

**Detroit (Iowa leads, 1-0)**

11/01/1930 \_\_\_\_ W \_\_\_\_ 7-3 \_\_\_\_\_ away

**Doane (Iowa trails, 0-1)**

10/12/1895 \_\_\_\_ L \_\_\_\_ 0-10 \_\_\_\_\_ home

**Drake (Iowa leads, 12-3)**

10/03/1896 \_\_\_\_ W \_\_\_\_ 32-0 \_\_\_\_\_ home

11/13/1897 \_\_\_\_ W \_\_\_\_ 16-0 \_\_\_\_\_ away

10/15/1898 \_\_\_\_ L \_\_\_\_ 5-18 \_\_\_\_\_ home

10/26/1900 \_\_\_\_ W \_\_\_\_ 26-0 \_\_\_\_\_ home

10/11/1901 \_\_\_\_ W \_\_\_\_ 6-5 \_\_\_\_\_ away

10/11/1902 \_\_\_\_ W \_\_\_\_ 12-0 \_\_\_\_\_ away

10/10/1903 \_\_\_\_ W \_\_\_\_ 22-6 \_\_\_\_\_ home

10/06/1904 \_\_\_\_ W \_\_\_\_ 17-0 \_\_\_\_\_ away

11/18/1905 \_\_\_\_ W \_\_\_\_ 44-0 \_\_\_\_\_ home

10/26/1907 \_\_\_\_ W \_\_\_\_ 25-4 \_\_\_\_\_ away

11/14/1908 \_\_\_\_ L \_\_\_\_ 6-12 \_\_\_\_\_ home

11/06/1909 \_\_\_\_ L \_\_\_\_ 14-17 \_\_\_\_\_ away

11/12/1910 \_\_\_\_ W \_\_\_\_ 21-0 \_\_\_\_\_ home

9/27/1941 \_\_\_\_ W \_\_\_\_ 25-8 \_\_\_\_\_ home

9/14/1985 \_\_\_\_ W \_\_\_\_ 58-0 \_\_\_\_\_ home

**Eastern Illinois (Iowa leads, 1-0)**

9/04/1910 \_\_\_\_ W \_\_\_\_ 37-7 \_\_\_\_\_ home

**Florida (Iowa trails, 2-1)**

12/30/1983 \_\_\_\_ L \_\_\_\_ 6-14 \_\_\_\_\_ Jacksonville, Fla.

1/01/2004 \_\_\_\_ W \_\_\_\_ 37-17 \_\_\_\_\_ Tampa, Fla.

1/02/2006 \_\_\_\_ L \_\_\_\_ 24-31 \_\_\_\_\_ Tampa, Fla.

**Florida International (Iowa leads, 1-0)**

9/06/2008 \_\_\_\_ W \_\_\_\_ 42-0 \_\_\_\_\_ home

**George Washington (Series tied, 1-1)**

10/31/1931 \_\_\_\_ W \_\_\_\_ 7-0 \_\_\_\_\_ home

10/28/1932 \_\_\_\_ L \_\_\_\_ 6-21 \_\_\_\_\_ away

**Georgia Tech (Iowa leads, 1-0)**

1/05/2010 \_\_\_\_ W \_\_\_\_ 24-14 \_\_\_\_\_ Miami, Fla.

**Great Lakes (Iowa trails, 0-4)**

11/03/1917 \_\_\_\_ L \_\_\_\_ 14-23 \_\_\_\_\_ away

9/28/1918 \_\_\_\_ L \_\_\_\_ 0-10 \_\_\_\_\_ home

10/03/1942 \_\_\_\_ L \_\_\_\_ 0-25 \_\_\_\_\_ home

9/25/1943 \_\_\_\_ L \_\_\_\_ 7-21 \_\_\_\_\_ away

**Grinnell (Iowa leads, 11-5-1)**

11/16/1889 \_\_\_\_ L \_\_\_\_ 0-24 \_\_\_\_\_ away

10/18/1890 \_\_\_\_ L \_\_\_\_ 6-11 \_\_\_\_\_ home

11/07/1891 \_\_\_\_ L \_\_\_\_ 4-6 \_\_\_\_\_ away

11/16/1892 \_\_\_\_ W \_\_\_\_ 18-12 \_\_\_\_\_ home

11/11/1893 \_\_\_\_ L \_\_\_\_ 14-36 \_\_\_\_\_ away

11/10/1894 \_\_\_\_ W \_\_\_\_ 6-0 \_\_\_\_\_ home

11/14/1896 \_\_\_\_ W \_\_\_\_ 15-6 \_\_\_\_\_ away

11/20/1897 \_\_\_\_ W \_\_\_\_ 16-12 \_\_\_\_\_ home

11/12/1898 \_\_\_\_ T \_\_\_\_ 5-5 \_\_\_\_\_ away

11/11/1899 \_\_\_\_ W \_\_\_\_ 16-0 \_\_\_\_\_ home

11/16/1900 \_\_\_\_ W \_\_\_\_ 63-2 \_\_\_\_\_ home

11/16/1901 \_\_\_\_ W \_\_\_\_ 17-11 \_\_\_\_\_ home

10/24/1903 \_\_\_\_ W \_\_\_\_ 17-0 \_\_\_\_\_ away



# ALL-TIME SERIES RESULTS

11/12/1904 W 69-0 home  
11/04/1905 W 46-0 home  
10/14/1916 W 17-7 home  
10/20/1917 L 0-10 home

## Hawaii (Iowa leads, 3-1)

10/20/1956 W 34-0 home  
12/01/1984 W 17-6 away  
9/03/1988 L 24-27 away  
9/07/1991 W 53-10 home

## Idaho (Iowa leads 1-0)

9/26/1964 W 34-24 home

## Illinois (Iowa trails, 29-38-2)

11/30/1899 W 58-0 away  
11/09/1901 L 0-27 home  
11/27/1902 L 0-80 away  
11/21/1903 W 12-0 home  
11/19/1904 L 0-29 away  
11/09/1907 W 25-12 home  
11/07/1908 L 0-22 away  
10/26/1918 L 0-19 home  
10/18/1919 L 7-9 away  
10/23/1920 L 3-20 away  
10/15/1921 W 14-2 home  
10/21/1922 W 8-7 away  
10/20/1923 L 6-9 home  
11/01/1924 L 0-36 away  
10/17/1925 W 12-10 home  
10/16/1926 L 6-13 away  
11/05/1927 L 0-14 home  
10/20/1929 T 7-7 home  
10/26/1935 W 19-0 away  
10/17/1936 T 0-0 home  
11/23/1940 W 18-7 home  
11/08/1941 W 21-0 away  
10/17/1942 L 7-12 home  
11/06/1943 L 10-19 home  
10/14/1944 L 6-40 away  
11/10/1945 L 7-48 away  
11/02/1946 L 0-7 home  
10/04/1947 L 12-35 home  
11/06/1948 L 0-14 away  
10/08/1949 L 14-20 home  
11/11/1950 L 7-21 home  
11/10/1951 L 13-40 away  
11/08/1952 L 13-33 home  
11/25/1967 L 19-21 home  
11/23/1968 W 37-13 away  
11/22/1969 W 40-0 away  
11/21/1970 W 22-16 home  
11/20/1971 L 0-31 away  
11/25/1972 W 15-14 home  
10/27/1973 L 0-50 away  
10/26/1974 W 14-12 home  
9/11/1975 L 12-27 home  
9/11/1976 L 6-24 away  
10/06/1979 W 13-7 away  
10/11/1980 L 14-20 home  
10/31/1981 L 7-24 away  
10/30/1982 W 14-13 home  
10/01/1983 L 0-33 away  
9/29/1984 W 21-16 home  
11/09/1985 W 59-0 home  
11/08/1986 L 16-20 away  
11/04/1989 L 7-31 home  
11/03/1990 W 54-28 away  
10/19/1991 W 24-21 home  
10/17/1992 W 24-14 away  
10/16/1993 L 3-49 home  
10/15/1994 L 7-47 away  
11/04/1995 L 7-26 home

11/02/1996 W 31-21 away  
9/27/1997 W 38-10 home  
9/26/1998 W 37-14 away  
11/06/1999 L 24-40 home  
10/14/2000 L 0-31 away  
11/01/2003 W 41-10 home  
10/30/2004 W 23-13 away  
10/01/2005 W 35-7 home  
9/23/2006 W 24-7 away  
10/13/2007 W 10-6 home  
11/01/2008 L 24-27 away

## Indiana (Iowa leads, 42-28-4)

11/09/1912 W 13-6 away  
11/08/1913 W 60-0 home  
10/02/1920 W 17-7 away  
11/12/1921 W 41-0 home  
10/17/1931 T 0-0 home  
10/15/1932 L 0-12 away  
11/03/1934 T 0-0 away  
11/02/1935 T 6-6 home  
10/31/1936 L 6-13 away  
11/13/1937 L 0-3 home  
11/12/1938 L 3-7 away  
10/07/1939 W 32-29 home  
10/19/1940 L 6-10 away  
11/01/1941 W 13-7 home  
10/24/1942 W 14-13 away  
10/16/1943 T 7-7 home  
10/28/1944 L 0-32 away  
10/20/1945 L 20-52 home  
10/19/1946 W 13-0 away  
10/11/1947 W 27-14 home  
10/02/1948 L 0-7 away  
10/15/1949 W 35-9 home  
10/07/1950 L 7-20 away  
10/04/1952 L 13-20 away  
10/24/1953 W 19-13 home  
10/23/1954 W 27-14 away  
10/08/1955 W 20-6 home  
9/29/1956 W 27-0 away  
10/12/1957 W 47-7 away  
10/11/1958 W 34-13 home  
10/14/1961 W 27-8 home  
10/13/1962 W 14-10 away  
10/12/1963 W 37-26 home  
10/10/1964 W 21-20 away  
10/30/1965 L 17-21 away  
10/29/1966 W 20-19 home  
10/14/1967 L 17-21 away  
10/12/1968 L 34-38 home  
11/08/1969 W 28-17 away  
11/07/1970 W 42-13 home  
11/13/1971 L 7-14 home  
11/18/1972 L 8-16 away  
10/18/1975 W 20-10 away  
10/16/1976 L 7-14 home  
11/05/1977 L 21-24 home  
11/11/1978 L 14-34 away  
9/08/1979 L 26-30 home  
9/13/1980 W 16-7 away  
10/10/1981 W 42-28 home  
10/09/1982 W 24-20 away  
10/29/1983 W 49-3 home  
10/27/1984 W 24-20 away  
10/31/1987 W 29-21 home  
10/29/1988 L 34-45 away  
11/09/1991 W 38-21 home  
11/07/1992 W 14-0 away  
10/09/1993 L 10-16 away  
10/08/1994 L 20-27 home  
10/14/1995 W 22-13 home  
10/12/1996 W 31-10 away

10/25/1997 W 62-0 home  
10/17/1998 L 7-14 away  
10/23/1999 L 31-38 home  
9/30/2000 L 33-45 away  
10/20/2001 W 42-28 home  
10/19/2002 W 24-8 away  
10/15/2005 W 38-21 home  
10/14/2006 L 28-31 away  
9/29/2007 L 20-38 home  
10/11/2008 W 45-9 away  
10/31/2009 W 42-24 home  
11/06/2010 W 18-13 away  
10/22/2011 W 45-24 home  
11/03/2012 L 21-24 away

## Iowa Preflight (Iowa trails, 0-2)

10/09/1943 L 0-25 home  
11/25/1944 L 6-30 home

## Iowa State (Iowa leads, 40-21)

10/01/1894 L 8-16 home  
10/26/1895 L 0-24 home  
10/05/1897 L 0-6 home  
10/28/1899 W 5-0 home  
10/18/1901 W 12-0 home  
11/01/1902 W 12-6 home  
10/29/1904 W 10-6 home  
11/24/1905 W 8-0 away  
11/23/1906 L 0-2 home  
11/24/1907 L 14-20 away  
11/13/1909 W 16-0 home  
11/05/1910 W 2-0 away  
11/18/1911 L 0-9 home  
11/16/1912 W 20-7 away  
11/15/1913 W 45-7 home  
11/14/1914 W 26-6 away  
11/13/1915 L 0-16 home  
11/18/1916 W 19-16 away  
11/24/1917 W 6-3 home  
11/09/1918 W 21-0 home  
11/22/1919 W 10-0 home  
11/20/1920 W 14-10 away  
11/04/1933 W 27-7 home  
10/20/1934 L 6-31 away  
9/17/1977 W 12-10 home  
9/23/1978 L 0-31 home  
9/29/1979 W 30-14 home  
9/27/1980 L 7-10 home  
9/19/1981 L 12-23 away  
9/18/1982 L 7-19 home  
9/10/1983 W 51-10 away  
9/08/1984 W 59-21 home  
9/28/1985 W 57-3 away  
9/13/1986 W 43-7 home  
9/19/1987 W 48-9 away  
9/24/1988 W 10-3 home  
9/23/1989 W 31-21 away  
9/22/1990 W 45-35 home  
9/14/1991 W 29-10 away  
9/12/1992 W 21-7 home  
9/11/1993 W 31-28 away  
9/10/1994 W 37-9 home  
9/16/1995 W 27-10 away  
9/14/1996 W 38-13 home  
9/20/1997 W 63-20 away  
9/12/1998 L 9-27 home  
9/11/1999 L 10-17 away  
9/16/2000 L 14-24 home  
11/24/2001 L 14-17 away  
9/14/2002 L 31-36 home  
9/13/2003 W 40-21 away  
9/11/2004 W 17-10 home  
9/10/2005 L 3-23 away

9/16/2006 \_\_\_\_ W \_\_\_\_ 27-17 \_\_\_\_ home  
 9/15/2007 \_\_\_\_ L \_\_\_\_ 13-15 \_\_\_\_ away  
 9/13/2008 \_\_\_\_ W \_\_\_\_ 17-5 \_\_\_\_ home  
 9/12/2009 \_\_\_\_ W \_\_\_\_ 35-3 \_\_\_\_ away  
 9/11/2010 \_\_\_\_ W \_\_\_\_ 35-7 \_\_\_\_ home  
 9/10/2011 \_\_\_\_ L \_\_\_\_ 41-44 (3OT) \_\_\_\_ away  
 9/08/2012 \_\_\_\_ L \_\_\_\_ 6-9 \_\_\_\_ home  
 9/14/2013 \_\_\_\_ W \_\_\_\_ 27-21 \_\_\_\_ away

**Iowa Wesleyan (Iowa leads, 1-0)**

11/01/1890 \_\_\_\_ W \_\_\_\_ 91-0 \_\_\_\_ away

**Kansas (Iowa trails, 4-6)**

12/05/1891 \_\_\_\_ W \_\_\_\_ 18-14 \_\_\_\_ away  
 11/05/1892 \_\_\_\_ L \_\_\_\_ 4-24 \_\_\_\_ away  
 11/04/1893 \_\_\_\_ L \_\_\_\_ 24-35 \_\_\_\_ away  
 11/03/1894 \_\_\_\_ W \_\_\_\_ 14-12 \_\_\_\_ home  
 11/02/1895 \_\_\_\_ L \_\_\_\_ 0-54 \_\_\_\_ away  
 10/26/1896 \_\_\_\_ W \_\_\_\_ 6-0 \_\_\_\_ home  
 10/30/1897 \_\_\_\_ L \_\_\_\_ 0-56 \_\_\_\_ away  
 11/21/1908 \_\_\_\_ L \_\_\_\_ 5-10 \_\_\_\_ home  
 11/20/1909 \_\_\_\_ L \_\_\_\_ 7-20 \_\_\_\_ away  
 10/29/1960 \_\_\_\_ W \_\_\_\_ 21-7 \_\_\_\_ home

**Kansas State (Iowa leads, 5-1)**

9/29/1951 \_\_\_\_ W \_\_\_\_ 16-0 \_\_\_\_ home  
 9/24/1955 \_\_\_\_ W \_\_\_\_ 28-7 \_\_\_\_ home  
 10/31/1959 \_\_\_\_ W \_\_\_\_ 53-0 \_\_\_\_ home  
 9/26/1987 \_\_\_\_ W \_\_\_\_ 38-13 \_\_\_\_ home  
 9/10/1988 \_\_\_\_ W \_\_\_\_ 45-10 \_\_\_\_ away  
 8/26/2000 \_\_\_\_ L \_\_\_\_ 7-27 \_\_\_\_ Kansas City, Mo.

**Kent State (Iowa leads, 2-0)**

9/01/2001 \_\_\_\_ W \_\_\_\_ 51-0 \_\_\_\_ home  
 9/04/2004 \_\_\_\_ W \_\_\_\_ 39-7 \_\_\_\_ home

**Knox (Iowa leads, 6-0-1)**

10/29/1892 \_\_\_\_ W \_\_\_\_ 44-0 \_\_\_\_ home  
 10/01/1898 \_\_\_\_ T \_\_\_\_ 0-0 \_\_\_\_ away  
 11/18/1899 \_\_\_\_ W \_\_\_\_ 33-0 \_\_\_\_ away  
 11/02/1901 \_\_\_\_ W \_\_\_\_ 23-6 \_\_\_\_ home  
 10/01/1921 \_\_\_\_ W \_\_\_\_ 52-14 \_\_\_\_ home  
 10/07/1922 \_\_\_\_ W \_\_\_\_ 61-0 \_\_\_\_ home  
 10/06/1923 \_\_\_\_ W \_\_\_\_ 44-3 \_\_\_\_ home

**Lawrence (Iowa leads, 1-0)**

10/18/1924 \_\_\_\_ W \_\_\_\_ 13-5 \_\_\_\_ home

**Louisiana Monroe (Iowa leads, 1-0)**

9/24/2011 \_\_\_\_ W \_\_\_\_ 45-17 \_\_\_\_ home

**Louisiana State (Series tied, 1-1)**

1/01/2005 \_\_\_\_ W \_\_\_\_ 30-25 \_\_\_\_ Orlando, Fla.  
 1/01/2-14 \_\_\_\_ L \_\_\_\_ 14-21 \_\_\_\_ Tampa, Fla.

**Luther (Iowa leads, 1-0)**

10/22/1893 \_\_\_\_ W \_\_\_\_ 32-0 \_\_\_\_ home

**Maine (Iowa leads, 1-0)**

8/30/2008 \_\_\_\_ W \_\_\_\_ 46-3 \_\_\_\_ home

**Marquette (Series tied, 1-1)**

11/08/1930 \_\_\_\_ L \_\_\_\_ 0-7 \_\_\_\_ away  
 9/25/1948 \_\_\_\_ W \_\_\_\_ 14-12 \_\_\_\_ home

**Miami, OH (Iowa leads 3-0)**

9/08/2001 \_\_\_\_ W \_\_\_\_ 44-19 \_\_\_\_ home  
 9/07/2002 \_\_\_\_ W \_\_\_\_ 29-24 \_\_\_\_ away  
 8/30/2003 \_\_\_\_ W \_\_\_\_ 21-3 \_\_\_\_ home

**Miami, FL (Iowa trails, 0-4)**

11/24/1950 \_\_\_\_ L \_\_\_\_ 6-14 \_\_\_\_ away  
 11/18/1966 \_\_\_\_ L \_\_\_\_ 0-44 \_\_\_\_ away  
 9/29/1990 \_\_\_\_ L \_\_\_\_ 21-48 \_\_\_\_ away  
 9/05/1992 \_\_\_\_ L \_\_\_\_ 7-24 \_\_\_\_ home

**Michigan (Iowa trails, 14-41-4)**

11/10/1900 \_\_\_\_ W \_\_\_\_ 28-5 \_\_\_\_ away  
 11/28/1901 \_\_\_\_ L \_\_\_\_ 0-50 \_\_\_\_ away  
 11/08/1902 \_\_\_\_ L \_\_\_\_ 0-107 \_\_\_\_ away  
 11/03/1923 \_\_\_\_ L \_\_\_\_ 3-9 \_\_\_\_ home  
 11/01/1924 \_\_\_\_ W \_\_\_\_ 9-2 \_\_\_\_ away  
 11/22/1928 \_\_\_\_ L \_\_\_\_ 7-10 \_\_\_\_ away  
 11/23/1929 \_\_\_\_ T \_\_\_\_ 0-0 \_\_\_\_ away  
 11/11/1933 \_\_\_\_ L \_\_\_\_ 6-10 \_\_\_\_ away  
 10/23/1937 \_\_\_\_ L \_\_\_\_ 6-7 \_\_\_\_ home  
 10/14/1939 \_\_\_\_ L \_\_\_\_ 7-27 \_\_\_\_ away  
 10/04/1941 \_\_\_\_ L \_\_\_\_ 0-6 \_\_\_\_ away  
 11/28/1942 \_\_\_\_ L \_\_\_\_ 14-28 \_\_\_\_ away  
 10/05/1946 \_\_\_\_ L \_\_\_\_ 7-14 \_\_\_\_ away  
 10/20/1951 \_\_\_\_ L \_\_\_\_ 0-21 \_\_\_\_ home  
 10/10/1953 \_\_\_\_ L \_\_\_\_ 13-14 \_\_\_\_ away  
 10/09/1954 \_\_\_\_ L \_\_\_\_ 13-14 \_\_\_\_ away  
 10/29/1955 \_\_\_\_ L \_\_\_\_ 21-33 \_\_\_\_ away  
 11/03/1956 \_\_\_\_ L \_\_\_\_ 14-17 \_\_\_\_ home  
 11/02/1957 \_\_\_\_ T \_\_\_\_ 21-21 \_\_\_\_ away  
 11/01/1958 \_\_\_\_ W \_\_\_\_ 37-14 \_\_\_\_ away  
 11/18/1961 \_\_\_\_ L \_\_\_\_ 14-23 \_\_\_\_ away  
 11/17/1962 \_\_\_\_ W \_\_\_\_ 28-14 \_\_\_\_ home  
 11/16/1963 \_\_\_\_ T \_\_\_\_ 21-21 \_\_\_\_ away  
 11/14/1964 \_\_\_\_ L \_\_\_\_ 20-34 \_\_\_\_ home  
 11/15/1969 \_\_\_\_ L \_\_\_\_ 6-51 \_\_\_\_ home  
 11/14/1970 \_\_\_\_ L \_\_\_\_ 0-55 \_\_\_\_ away  
 11/06/1971 \_\_\_\_ L \_\_\_\_ 7-63 \_\_\_\_ away  
 11/11/1972 \_\_\_\_ L \_\_\_\_ 0-31 \_\_\_\_ home  
 9/15/1973 \_\_\_\_ L \_\_\_\_ 7-31 \_\_\_\_ home  
 9/14/1974 \_\_\_\_ L \_\_\_\_ 7-24 \_\_\_\_ away  
 10/29/1977 \_\_\_\_ L \_\_\_\_ 6-23 \_\_\_\_ away  
 11/04/1978 \_\_\_\_ L \_\_\_\_ 0-34 \_\_\_\_ home  
 10/17/1981 \_\_\_\_ W \_\_\_\_ 9-7 \_\_\_\_ away  
 10/16/1982 \_\_\_\_ L \_\_\_\_ 7-29 \_\_\_\_ home  
 10/22/1983 \_\_\_\_ L \_\_\_\_ 13-16 \_\_\_\_ away  
 10/20/1984 \_\_\_\_ W \_\_\_\_ 26-0 \_\_\_\_ home  
 10/19/1985 \_\_\_\_ W \_\_\_\_ 12-10 \_\_\_\_ home  
 10/18/1986 \_\_\_\_ L \_\_\_\_ 17-20 \_\_\_\_ away  
 10/17/1987 \_\_\_\_ L \_\_\_\_ 10-37 \_\_\_\_ away  
 10/15/1988 \_\_\_\_ T \_\_\_\_ 17-17 \_\_\_\_ home  
 10/21/1989 \_\_\_\_ L \_\_\_\_ 12-26 \_\_\_\_ home  
 10/20/1990 \_\_\_\_ W \_\_\_\_ 24-23 \_\_\_\_ away  
 10/05/1991 \_\_\_\_ L \_\_\_\_ 24-43 \_\_\_\_ home  
 10/03/1992 \_\_\_\_ L \_\_\_\_ 28-52 \_\_\_\_ away  
 10/02/1993 \_\_\_\_ L \_\_\_\_ 7-24 \_\_\_\_ away  
 10/01/1994 \_\_\_\_ L \_\_\_\_ 14-29 \_\_\_\_ home  
 10/18/1997 \_\_\_\_ L \_\_\_\_ 24-28 \_\_\_\_ away  
 10/03/1998 \_\_\_\_ L \_\_\_\_ 9-12 \_\_\_\_ home  
 10/27/2001 \_\_\_\_ L \_\_\_\_ 26-32 \_\_\_\_ home  
 10/26/2002 \_\_\_\_ W \_\_\_\_ 34-9 \_\_\_\_ away  
 10/04/2003 \_\_\_\_ W \_\_\_\_ 30-27 \_\_\_\_ home  
 9/25/2004 \_\_\_\_ L \_\_\_\_ 17-30 \_\_\_\_ away  
 10/22/2005 \_\_\_\_ L \_\_\_\_ 20-23 (OT) \_\_\_\_ home  
 10/21/2006 \_\_\_\_ L \_\_\_\_ 6-20 \_\_\_\_ away  
 10/10/2009 \_\_\_\_ W \_\_\_\_ 30-28 \_\_\_\_ home  
 10/16/2010 \_\_\_\_ W \_\_\_\_ 38-28 \_\_\_\_ away  
 11/05/2011 \_\_\_\_ W \_\_\_\_ 24-16 \_\_\_\_ home  
 11/17/2012 \_\_\_\_ L \_\_\_\_ 17-42 \_\_\_\_ away  
 11/23/2013 \_\_\_\_ W \_\_\_\_ 24-21 \_\_\_\_ home

**Michigan State (Iowa leads, 23-20-2)**

9/26/1953 \_\_\_\_ L \_\_\_\_ 7-21 \_\_\_\_ home  
 9/25/1954 \_\_\_\_ W \_\_\_\_ 14-10 \_\_\_\_ home  
 10/10/1959 \_\_\_\_ W \_\_\_\_ 37-8 \_\_\_\_ home  
 10/08/1960 \_\_\_\_ W \_\_\_\_ 27-15 \_\_\_\_ away  
 11/06/1965 \_\_\_\_ L \_\_\_\_ 0-35 \_\_\_\_ home  
 11/05/1966 \_\_\_\_ L \_\_\_\_ 7-56 \_\_\_\_ away  
 10/25/1969 \_\_\_\_ W \_\_\_\_ 19-18 \_\_\_\_ home  
 10/24/1970 \_\_\_\_ L \_\_\_\_ 0-37 \_\_\_\_ away  
 10/23/1971 \_\_\_\_ L \_\_\_\_ 3-34 \_\_\_\_ away  
 10/28/1972 \_\_\_\_ T \_\_\_\_ 6-6 \_\_\_\_ home  
 11/24/1973 \_\_\_\_ L \_\_\_\_ 6-15 \_\_\_\_ home  
 11/23/1974 \_\_\_\_ L \_\_\_\_ 21-60 \_\_\_\_ away  
 11/22/1975 \_\_\_\_ L \_\_\_\_ 23-27 \_\_\_\_ home  
 11/20/1976 \_\_\_\_ W \_\_\_\_ 30-17 \_\_\_\_ away  
 11/19/1977 \_\_\_\_ L \_\_\_\_ 16-22 \_\_\_\_ home  
 11/25/1978 \_\_\_\_ L \_\_\_\_ 7-42 \_\_\_\_ away  
 11/17/1979 \_\_\_\_ W \_\_\_\_ 33-23 \_\_\_\_ home  
 11/22/1980 \_\_\_\_ W \_\_\_\_ 41-0 \_\_\_\_ away  
 11/21/1981 \_\_\_\_ W \_\_\_\_ 36-7 \_\_\_\_ home  
 11/20/1982 \_\_\_\_ W \_\_\_\_ 24-18 \_\_\_\_ away  
 11/12/1983 \_\_\_\_ W \_\_\_\_ 12-6 \_\_\_\_ away  
 11/10/1984 \_\_\_\_ L \_\_\_\_ 16-17 \_\_\_\_ home  
 10/05/1985 \_\_\_\_ W \_\_\_\_ 35-31 \_\_\_\_ home  
 10/04/1986 \_\_\_\_ W \_\_\_\_ 24-21 \_\_\_\_ away  
 10/03/1987 \_\_\_\_ L \_\_\_\_ 14-19 \_\_\_\_ home  
 10/01/1988 \_\_\_\_ T \_\_\_\_ 10-10 \_\_\_\_ away  
 10/07/1989 \_\_\_\_ L \_\_\_\_ 14-17 \_\_\_\_ home  
 10/06/1990 \_\_\_\_ W \_\_\_\_ 12-7 \_\_\_\_ away  
 10/23/1993 \_\_\_\_ L \_\_\_\_ 10-24 \_\_\_\_ away  
 10/22/1994 \_\_\_\_ W \_\_\_\_ 19-14 \_\_\_\_ home  
 10/07/1995 \_\_\_\_ W \_\_\_\_ 21-7 \_\_\_\_ away  
 10/05/1996 \_\_\_\_ W \_\_\_\_ 37-30 \_\_\_\_ home  
 10/02/1999 \_\_\_\_ L \_\_\_\_ 3-49 \_\_\_\_ away  
 10/07/2000 \_\_\_\_ W \_\_\_\_ 21-16 \_\_\_\_ home  
 10/13/2001 \_\_\_\_ L \_\_\_\_ 28-31 \_\_\_\_ away  
 10/12/2002 \_\_\_\_ W \_\_\_\_ 44-16 \_\_\_\_ home  
 9/27/2003 \_\_\_\_ L \_\_\_\_ 10-20 \_\_\_\_ away  
 10/02/2004 \_\_\_\_ W \_\_\_\_ 38-16 \_\_\_\_ home  
 10/27/2007 \_\_\_\_ W \_\_\_\_ 34-27 (2 OT) \_\_\_\_ home  
 10/04/2008 \_\_\_\_ L \_\_\_\_ 13-16 \_\_\_\_ away  
 10/24/2009 \_\_\_\_ W \_\_\_\_ 15-13 \_\_\_\_ away  
 10/30/2010 \_\_\_\_ W \_\_\_\_ 37-6 \_\_\_\_ home  
 11/12/2011 \_\_\_\_ L \_\_\_\_ 21-37 \_\_\_\_ home  
 10/13/2012 \_\_\_\_ W \_\_\_\_ 19-16 (2 OT) \_\_\_\_ away  
 10/05/2013 \_\_\_\_ L \_\_\_\_ 14-26 \_\_\_\_ home

**Minnesota (Iowa trails, 44-61-2)**

11/02/1891 \_\_\_\_ L \_\_\_\_ 4-42 \_\_\_\_ home  
 10/26/1901 \_\_\_\_ L \_\_\_\_ 0-16 \_\_\_\_ away  
 10/25/1902 \_\_\_\_ L \_\_\_\_ 0-34 \_\_\_\_ home  
 10/17/1903 \_\_\_\_ L \_\_\_\_ 0-75 \_\_\_\_ away  
 11/24/1904 \_\_\_\_ L \_\_\_\_ 0-11 \_\_\_\_ home  
 10/21/1905 \_\_\_\_ L \_\_\_\_ 0-39 \_\_\_\_ away  
 10/02/1909 \_\_\_\_ L \_\_\_\_ 0-41 \_\_\_\_ away  
 10/28/1911 \_\_\_\_ L \_\_\_\_ 6-24 \_\_\_\_ away  
 10/26/1912 \_\_\_\_ L \_\_\_\_ 7-56 \_\_\_\_ away  
 10/24/1914 \_\_\_\_ L \_\_\_\_ 0-7 \_\_\_\_ home  
 10/23/1915 \_\_\_\_ L \_\_\_\_ 13-51 \_\_\_\_ away  
 11/04/1916 \_\_\_\_ L \_\_\_\_ 0-67 \_\_\_\_ away  
 11/02/1918 \_\_\_\_ W \_\_\_\_ 6-0 \_\_\_\_ home  
 10/25/1919 \_\_\_\_ W \_\_\_\_ 9-6 \_\_\_\_ away  
 11/13/1920 \_\_\_\_ W \_\_\_\_ 28-7 \_\_\_\_ home  
 11/05/1921 \_\_\_\_ W \_\_\_\_ 41-7 \_\_\_\_ away  
 11/11/1922 \_\_\_\_ W \_\_\_\_ 28-14 \_\_\_\_ home  
 11/17/1923 \_\_\_\_ L \_\_\_\_ 7-20 \_\_\_\_ away  
 10/25/1924 \_\_\_\_ W \_\_\_\_ 13-0 \_\_\_\_ home  
 11/14/1925 \_\_\_\_ L \_\_\_\_ 0-33 \_\_\_\_ away  
 11/06/1926 \_\_\_\_ L \_\_\_\_ 0-41 \_\_\_\_ home  
 10/22/1927 \_\_\_\_ L \_\_\_\_ 0-38 \_\_\_\_ away  
 10/24/1928 \_\_\_\_ W \_\_\_\_ 7-6 \_\_\_\_ home  
 11/09/1929 \_\_\_\_ W \_\_\_\_ 9-7 \_\_\_\_ home  
 10/24/1931 \_\_\_\_ L \_\_\_\_ 0-34 \_\_\_\_ away

10/22/1932	L	6-21	home
10/28/1933	L	7-19	away
10/28/1934	L	12-48	home
11/09/1935	L	6-13	home
11/07/1936	L	0-52	away
11/06/1937	L	10-35	home
11/05/1938	L	0-28	away
11/18/1939	W	13-9	home
10/26/1940	L	6-34	away
11/15/1941	L	13-34	home
11/14/1942	L	7-27	away
11/13/1943	L	14-33	away
11/18/1944	L	0-46	home
11/17/1945	W	20-19	home
11/16/1946	L	6-16	away
11/15/1947	W	13-7	home
11/13/1948	L	21-28	home
11/05/1949	L	7-55	away
11/04/1950	W	13-0	away
11/13/1951	T	20-20	home
11/11/1952	L	7-17	away
11/14/1953	W	27-0	home
11/13/1954	L	20-22	away
11/05/1955	W	26-0	home
11/10/1956	W	7-0	away
11/09/1957	W	44-20	home
11/08/1958	W	28-6	away
11/07/1959	W	33-0	home
11/05/1960	L	10-27	away
11/11/1961	L	9-16	home
11/10/1962	L	0-10	away
11/09/1963	W	27-13	home
11/07/1964	L	13-14	away
10/16/1965	L	3-14	home
10/15/1966	L	0-17	away
11/04/1967	L	0-10	home
11/02/1968	W	35-28	away
11/01/1969	L	8-35	home
10/31/1970	T	14-14	away
10/16/1971	L	14-19	home
10/21/1972	L	14-43	away
10/20/1973	L	23-31	home
10/19/1974	L	17-23	away
10/25/1975	L	7-31	home
10/23/1976	W	22-12	away
10/08/1977	W	18-6	home
10/14/1978	L	20-22	away
10/20/1979	L	7-24	home
10/25/1980	L	6-24	away
10/24/1981	L	10-12	home
10/23/1982	W	21-16	away
10/19/1983	W	61-10	home
11/17/1984	L	17-23	away
11/23/1985	W	31-9	home
11/22/1986	W	30-27	away
11/21/1987	W	34-20	home
11/19/1988	W	31-22	away
11/25/1989	L	7-43	home
11/24/1990	L	24-31	away
11/23/1991	W	23-8	home
11/21/1992	L	13-28	away
11/20/1993	W	21-3	home
11/19/1994	W	49-42	away
11/25/1995	W	45-3	home
11/23/1996	W	43-24	away
11/22/1997	W	31-0	home
11/21/1998	L	7-49	away
11/20/1999	L	21-25	home
11/18/2000	L	24-27	away
11/17/2001	W	42-24	home
11/16/2002	W	45-21	away
11/15/2003	W	40-22	home
11/13/2004	W	29-27	away

11/19/2005	W	52-28	home
11/18/2006	L	24-34	away
11/10/2007	W	21-16	home
11/22/2008	W	55-0	away
11/21/2009	W	12-0	home
11/27/2010	L	24-27	away
10/29/2011	L	21-22	away
9/29/2012	W	31-13	home
9/28/2013	W	23-7	away

**Missouri (Iowa trails, 6-7)**

11/09/1892	L	0-22	away
11/18/1893	W	34-12	home
11/19/1894	L	6-32	away
11/18/1895	L	0-34	away
11/09/1896	W	12-0	away
11/20/1902	L	0-6	away
11/14/1903	W	16-0	away
10/27/1906	W	24-4	home
10/19/1907	W	21-6	home
10/17/1908	L	5-10	away
10/30/1909	L	12-13	home
10/15/1910	L	0-5	away
12/28/2010	W	27-24	Tempe, Ariz.

**Missouri State (Iowa leads, 1-0)**

9/07/2013	W	28-14	home
-----------	---	-------	------

**Monmouth (Iowa leads, 4-0)**

9/30/1905	W	40-0	home
10/01/1927	W	32-6	home
10/07/1928	W	26-0	home
10/06/1929	W	46-0	home

**Montana (Iowa leads, 1-0)**

10/02/1954	W	48-6	home
9/02/2006	W	41-7	home

**Morningside (Iowa leads, 4-0)**

10/24/1908	W	16-0	away
10/02/1910	W	12-0	home
10/14/1911	W	11-5	away
10/09/1915	W	17-6	away

**Nebraska (Iowa trails, 13-28-3)**

11/25/1891	W	22-0	Omaha, Neb.
11/24/1892	T	10-10	Omaha, Neb.
11/25/1893	L	18-20	Omaha, Neb.
11/29/1894	L	0-36	Omaha, Neb.
11/19/1895	L	0-6	Omaha, Neb.
11/26/1896	T	0-0	Omaha, Neb.
11/28/1896	W	6-0	Omaha, Neb.
11/25/1897	L	0-6	Council Bluffs, Iowa
11/24/1898	W	6-5	Council Bluffs, Iowa
11/04/1899	W	30-0	Omaha, Neb.
10/31/1903	L	6-17	home
11/05/1904	L	6-17	away
10/31/1908	L	8-11	home
10/23/1909	T	6-6	away
11/22/1913	L	0-12	away
11/21/1914	L	7-16	home
11/20/1915	L	7-52	away
11/25/1916	L	17-34	home
10/13/1917	L	0-47	away
10/05/1918	W	12-0	away
10/04/1919	W	18-0	home
11/22/1930	W	12-7	home
11/07/1931	L	0-7	away
11/05/1932	L	13-14	home
11/25/1933	L	6-7	away
10/14/1934	L	13-14	away
11/20/1937	L	0-28	away
11/19/1938	L	0-14	home
11/09/1940	L	6-14	away
11/22/1941	L	13-14	away

9/26/1942	W	27-0	home
11/20/1943	W	33-13	away
11/04/1944	W	27-6	home
11/24/1945	L	6-13	away
10/12/1946	W	21-7	home
9/22/1979	L	21-24	home
9/20/1980	L	0-57	away
9/12/1981	W	10-7	home
9/11/1982	L	7-42	away
9/04/1999	L	7-42	home
9/23/2000	L	13-42	away
11/25/2011	L	7-20	away
11/23/2912	L	7-13	home
11/29/2013	W	38-17	away

**New Mexico State (Iowa leads, 1-0)**

9/30/1995	W	59-21	home
-----------	---	-------	------

**North Carolina State (Iowa trails, 0-3)**

11/20/1965	L	20-28	home
12/31/1988	L	23-28	Atlanta, Ga.
8/29/1992	L	14-24	E. Rutherford, N. J.

**North Dakota (Iowa leads, 1-0)**

10/09/1926	W	40-7	home
------------	---	------	------

**North Dakota State (Iowa leads, 2-0)**

9/21/1946	W	39-0	home
9/20/1947	W	59-0	home

**Northern Illinois (Iowa leads, 8-1)**

9/21/1985	W	48-20	home
9/20/1986	W	57-3	home
9/28/1991	W	58-7	home
11/06/1993	W	54-20	home
9/18/1999	W	24-0	home
10/28/2006	W	24-14	home
9/01/2007	W	16-3	Chicago, Ill.
9/01/2012	W	18-17	Chicago, Ill.
8/31/2013	L	27-30	home

**Northern Iowa (Iowa leads, 15-1)**

11/05/1898	L	5-11	away
9/23/1899	W	22-0	home
10/06/1900	W	69-0	home
10/05/1901	W	16-0	home
10/04/1902	W	26-5	home
10/03/1903	W	29-0	home
10/22/1904	W	11-5	home
10/28/1905	W	41-5	home
10/07/1912	W	35-7	home
10/08/1913	W	45-3	home
10/03/1914	W	95-0	home
9/09/1995	W	34-13	home
9/06/1997	W	66-0	home
9/17/2005	W	45-21	home
9/05/2009	W	17-16	home
9/15/2012	W	27-16	home

**Northwestern (Iowa leads, 48-24-3)**

10/16/1897	W	12-6	away
11/23/1900	T	5-5	away
10/08/1910	L	5-10	away
11/25/1911	W	6-0	home
10/29/1913	W	78-6	away
11/07/1914	W	27-0	away
10/16/1915	W	9-6	home
11/11/1916	L	13-20	away
11/17/1917	L	14-25	away
11/16/1918	W	23-7	home
11/08/1919	W	14-7	away
11/06/1920	W	20-0	home
11/19/1921	W	14-0	away

11/25/1922	W	37-3	home
11/24/1923	W	17-14	away
11/20/1926	L	6-13	home
11/29/1927	L	0-12	away
11/21/1931	L	0-19	home
11/19/1932	L	6-44	away
10/07/1933	W	7-0	away
10/06/1934	W	20-7	away
11/23/1935	T	0-0	away
10/03/1936	L	7-18	away
11/25/1939	T	7-7	away
10/22/1949	W	28-21	home
11/15/1952	W	39-14	away
10/26/1957	W	6-0	away
10/25/1958	W	26-20	home
10/03/1959	L	10-14	home
10/01/1960	W	42-0	away
10/23/1965	L	0-9	away
10/22/1966	L	15-24	home
11/11/1967	L	24-39	away
11/09/1968	W	68-34	home
10/09/1971	L	3-28	home
10/14/1972	W	23-12	away
10/13/1973	L	15-31	away
10/12/1974	W	35-10	home
11/01/1975	W	24-21	away
10/30/1976	W	13-10	home
9/10/1977	W	24-0	home
9/16/1978	W	20-3	home
10/13/1979	W	58-6	away
10/18/1980	W	25-3	home
10/03/1981	W	64-0	away
10/02/1982	W	45-7	home
10/08/1983	W	61-21	home
10/06/1984	W	31-3	away
10/26/1985	W	49-10	away
10/25/1986	W	27-20	home
11/07/1987	W	52-24	away
11/05/1988	W	35-10	home
10/28/1989	W	35-22	away
10/27/1990	W	56-14	home
11/16/1991	W	24-10	away
11/14/1992	W	56-14	home
11/13/1993	W	23-19	away
11/12/1994	W	49-13	home
11/11/1995	L	20-31	away
11/09/1996	L	13-40	home
11/15/1997	L	14-15	away
10/10/1998	W	26-24	home
10/16/1999	L	21-23	away
11/11/2000	W	27-17	home
11/10/2001	W	59-16	away
11/09/2002	W	62-10	home
11/05/2005	L	27-28	away
11/04/2006	L	7-21	home
11/03/2007	W	28-17	away
9/27/2008	L	17-22	home
11/07/2009	L	10-17	home
11/13/2010	L	17-21	away
10/15/2011	W	41-31	home
10/27/2012	L	17-28	away
10/26/2013	W	17-10 (OT)	home

**Notre Dame (Iowa trails, 8-13-3)**

10/08/1921	W	10-7	home
11/11/1939	W	7-6	home
11/16/1940	W	7-0	away
10/27/1945	L	0-56	away
10/26/1946	L	6-41	home
10/25/1947	L	0-21	away
10/23/1948	L	12-27	home
11/19/1949	L	7-28	away
11/18/1950	T	14-14	home

11/24/1951	T	20-20	away
11/22/1952	L	0-27	home
11/21/1953	T	14-14	away
11/20/1954	L	18-34	home
11/19/1955	L	14-17	away
11/24/1956	W	48-8	home
11/23/1957	W	21-13	away
11/22/1958	W	31-21	home
11/21/1959	L	19-20	home
11/19/1960	W	28-0	away
11/25/1961	W	42-21	home
11/24/1962	L	12-35	away
11/21/1964	L	0-28	away
10/07/1967	L	6-56	away
10/05/1968	L	28-51	home

**Ohio State (Iowa trails, 14-47-3)**

11/18/1922	W	12-9	away
11/27/1923	W	20-0	away
10/14/1924	T	0-0	home
10/24/1925	W	15-0	away
10/23/1926	L	6-23	home
10/08/1927	L	6-13	away
11/10/1928	W	14-7	away
10/13/1929	L	6-7	away
11/24/1934	L	7-40	away
10/07/1944	L	0-34	away
10/06/1945	L	0-42	away
10/18/1947	T	13-13	away
10/09/1948	W	14-7	away
10/28/1950	L	21-83	away
10/27/1951	L	21-47	away
10/25/1952	W	8-0	home
10/16/1954	L	14-20	away
11/12/1955	L	10-20	away
11/17/1956	W	6-0	home
11/16/1957	L	13-17	away
11/15/1958	L	28-38	home
11/14/1959	W	16-7	away
11/12/1960	W	35-12	home
11/04/1961	L	13-29	away
11/03/1962	W	28-14	home
11/02/1963	L	3-7	away
10/31/1964	L	19-21	home
11/13/1965	L	0-38	away
11/12/1966	L	10-14	home
11/18/1967	L	10-21	away
11/16/1968	L	27-33	home
9/11/1971	L	21-52	away
9/16/1972	L	0-21	away
11/17/1973	L	13-55	away
11/16/1974	L	10-35	home
10/11/1975	L	0-49	away
10/09/1976	L	14-34	home
10/15/1977	L	6-27	home
10/21/1978	L	7-31	away
11/10/1979	L	7-34	away
11/15/1980	L	7-41	home
9/24/1983	W	20-14	home
9/22/1984	L	26-45	away
11/02/1985	L	13-22	away
11/01/1986	L	10-31	home
11/14/1987	W	29-27	away
11/12/1988	T	24-24	home
11/11/1989	L	0-28	away
11/10/1990	L	26-27	home
11/02/1991	W	16-9	away
10/31/1992	L	15-38	home
10/28/1995	L	35-56	away
10/26/1996	L	26-38	home
10/04/1997	L	7-23	away
11/14/1998	L	14-45	home
10/30/1999	L	11-41	away

10/21/2000	L	10-38	home
10/18/2003	L	10-19	away
10/16/2004	W	33-7	home
9/24/2005	L	6-31	away
9/30/2006	L	17-38	home
11/14/2009	L	24-27, OT	away
11/20/2010	L	17-20	home
10/19/2013	L	24-34	away

**Oklahoma (Iowa trails, 0-2)**

9/15/1979	L	6-21	away
12/30/2011	L	14-31	Tempe, Ariz.

**Oklahoma State (Series tied, 1-1)**

9/29/1923	W	29-0	home
10/04/1930	L	0-6	home

**Oregon (Iowa trails, 1-2)**

10/29/1949	W	34-31	home
9/16/1989	L	6-44	home
9/24/1994	L	18-40	away

**Oregon State (Iowa leads, 7-5)**

10/06/1956	W	14-13	home
1/01/1957	W	35-19	Pasadena, Calif.
09/24/1960	W	22-12	home
9/29/1962	W	28-8	home
9/25/1965	W	27-7	away
9/24/1966	L	3-17	home
9/30/1967	L	18-38	home
9/21/1968	W	21-20	home
9/20/1969	L	14-42	home
9/19/1970	L	14-21	away
9/18/1971	L	19-33	away
9/23/1972	W	19-11	home

**P & S (Iowa trails, 0-1)**

10/23/1897	L	0-14	home
------------	---	------	------

**Parsons College (Iowa leads, 1-0)**

10/19/1895	W	28-0	away
------------	---	------	------

**Penn College (Iowa leads, 2-0)**

11/28/1895	W	14-12	away
10/14/1899	W	35-0	home

**Penn State (Iowa trails, 12-13)**

11/15/1930	W	19-0	home
9/25/1971	L	14-44	home
9/30/1972	L	10-14	away
9/29/1973	L	8-27	away
9/28/1974	L	0-27	home
9/27/1975	L	10-30	home
9/25/1976	W	7-6	away
9/17/1983	W	42-34	away
9/15/1984	L	17-20	home
9/18/1993	L	0-31	home
9/17/1994	L	21-61	away
10/21/1995	L	27-41	home
10/19/1996	W	21-20	away
10/09/1999	L	7-31	home
11/04/2000	W	26-23 (2OT)	away
9/29/2001	W	24-18	home
9/28/2002	W	42-35 (OT)	away
10/25/2003	W	26-14	home
10/23/2004	W	6-4	away
10/06/2007	L	7-27	away
11/08/2008	W	24-23	home
9/26/2009	W	21-10	away
10/02/2010	W	24-3	home
10/08/2011	L	3-13	away
10/20/2012	L	14-38	home



**Pittsburgh (Iowa trails, 2-3)**

10/03/1931 \_\_\_ L \_\_\_ 0-20 \_\_\_\_\_ home  
 10/13/1951 \_\_\_ W \_\_\_ 34-17 \_\_\_\_\_ home  
 9/26/1952 \_\_\_ L \_\_\_ 14-26 \_\_\_\_\_ away  
 9/20/2008 \_\_\_ L \_\_\_ 20-21 \_\_\_\_\_ away  
 9/17/2011 \_\_\_ W \_\_\_ 31-27 \_\_\_\_\_ home

**Purdue (Iowa trails, 35-46-3)**

10/22/1910 \_\_\_ W \_\_\_ 16-0 \_\_\_\_\_ home  
 11/11/1911 \_\_\_ W \_\_\_ 11-0 \_\_\_\_\_ away  
 11/06/1915 \_\_\_ L \_\_\_ 13-19 \_\_\_\_\_ away  
 10/21/1916 \_\_\_ W \_\_\_ 24-6 \_\_\_\_\_ home  
 10/21/1921 \_\_\_ W \_\_\_ 13-6 \_\_\_\_\_ away  
 10/28/1922 \_\_\_ W \_\_\_ 56-0 \_\_\_\_\_ home  
 10/13/1923 \_\_\_ W \_\_\_ 7-0 \_\_\_\_\_ home  
 11/16/1929 \_\_\_ L \_\_\_ 0-7 \_\_\_\_\_ away  
 10/18/1930 \_\_\_ L \_\_\_ 0-20 \_\_\_\_\_ home  
 11/14/1931 \_\_\_ L \_\_\_ 0-22 \_\_\_\_\_ away  
 11/12/1932 \_\_\_ L \_\_\_ 0-18 \_\_\_\_\_ home  
 11/18/1933 \_\_\_ W \_\_\_ 14-6 \_\_\_\_\_ away  
 11/10/1934 \_\_\_ L \_\_\_ 6-13 \_\_\_\_\_ home  
 11/16/1935 \_\_\_ L \_\_\_ 6-12 \_\_\_\_\_ away  
 11/14/1936 \_\_\_ L \_\_\_ 0-13 \_\_\_\_\_ home  
 10/30/1937 \_\_\_ L \_\_\_ 0-13 \_\_\_\_\_ away  
 10/29/1938 \_\_\_ T \_\_\_ 0-0 \_\_\_\_\_ home  
 11/04/1939 \_\_\_ W \_\_\_ 4-0 \_\_\_\_\_ away  
 11/02/1940 \_\_\_ L \_\_\_ 6-21 \_\_\_\_\_ home  
 10/25/1941 \_\_\_ L \_\_\_ 6-7 \_\_\_\_\_ away  
 10/31/1942 \_\_\_ W \_\_\_ 13-7 \_\_\_\_\_ home  
 10/23/1943 \_\_\_ L \_\_\_ 7-28 \_\_\_\_\_ away  
 10/21/1944 \_\_\_ L \_\_\_ 7-26 \_\_\_\_\_ home  
 10/13/1945 \_\_\_ L \_\_\_ 0-40 \_\_\_\_\_ away  
 9/28/1946 \_\_\_ W \_\_\_ 16-0 \_\_\_\_\_ home  
 11/01/1947 \_\_\_ L \_\_\_ 0-21 \_\_\_\_\_ away  
 10/16/1948 \_\_\_ L \_\_\_ 13-20 \_\_\_\_\_ home  
 10/01/1949 \_\_\_ W \_\_\_ 21-7 \_\_\_\_\_ away  
 10/21/1950 \_\_\_ W \_\_\_ 33-21 \_\_\_\_\_ home  
 10/06/1951 \_\_\_ L \_\_\_ 30-34 \_\_\_\_\_ away  
 10/11/1952 \_\_\_ L \_\_\_ 14-41 \_\_\_\_\_ away  
 11/07/1953 \_\_\_ W \_\_\_ 26-0 \_\_\_\_\_ away  
 11/06/1954 \_\_\_ W \_\_\_ 25-14 \_\_\_\_\_ home  
 10/15/1955 \_\_\_ T \_\_\_ 20-20 \_\_\_\_\_ home  
 10/27/1956 \_\_\_ W \_\_\_ 21-20 \_\_\_\_\_ away  
 10/24/1959 \_\_\_ L \_\_\_ 7-14 \_\_\_\_\_ away  
 10/22/1960 \_\_\_ W \_\_\_ 21-14 \_\_\_\_\_ home  
 10/28/1961 \_\_\_ L \_\_\_ 0-9 \_\_\_\_\_ away  
 10/27/1962 \_\_\_ L \_\_\_ 3-26 \_\_\_\_\_ home  
 10/26/1963 \_\_\_ L \_\_\_ 0-14 \_\_\_\_\_ away  
 10/24/1964 \_\_\_ L \_\_\_ 14-19 \_\_\_\_\_ home  
 10/09/1965 \_\_\_ L \_\_\_ 14-17 \_\_\_\_\_ home  
 10/08/1966 \_\_\_ L \_\_\_ 0-35 \_\_\_\_\_ away  
 10/28/1967 \_\_\_ L \_\_\_ 22-41 \_\_\_\_\_ home  
 10/26/1968 \_\_\_ L \_\_\_ 15-44 \_\_\_\_\_ away  
 10/18/1969 \_\_\_ L \_\_\_ 31-35 \_\_\_\_\_ away  
 10/17/1970 \_\_\_ L \_\_\_ 3-24 \_\_\_\_\_ home  
 10/02/1971 \_\_\_ L \_\_\_ 13-45 \_\_\_\_\_ away  
 10/07/1972 \_\_\_ L \_\_\_ 0-24 \_\_\_\_\_ home  
 11/03/1973 \_\_\_ L \_\_\_ 23-48 \_\_\_\_\_ home  
 11/02/1974 \_\_\_ L \_\_\_ 14-38 \_\_\_\_\_ away  
 11/15/1975 \_\_\_ L \_\_\_ 18-19 \_\_\_\_\_ away  
 11/13/1976 \_\_\_ L \_\_\_ 0-21 \_\_\_\_\_ home  
 10/22/1977 \_\_\_ L \_\_\_ 21-34 \_\_\_\_\_ away  
 10/28/1978 \_\_\_ L \_\_\_ 7-34 \_\_\_\_\_ home  
 11/03/1979 \_\_\_ L \_\_\_ 14-20 \_\_\_\_\_ home  
 11/08/1980 \_\_\_ L \_\_\_ 13-58 \_\_\_\_\_ away  
 11/07/1981 \_\_\_ W \_\_\_ 33-7 \_\_\_\_\_ home  
 11/06/1982 \_\_\_ L \_\_\_ 7-16 \_\_\_\_\_ away  
 10/15/1983 \_\_\_ W \_\_\_ 31-14 \_\_\_\_\_ home  
 10/13/1984 \_\_\_ W \_\_\_ 40-3 \_\_\_\_\_ away  
 11/16/1985 \_\_\_ W \_\_\_ 27-24 \_\_\_\_\_ away  
 11/15/1986 \_\_\_ W \_\_\_ 42-14 \_\_\_\_\_ home  
 10/24/1987 \_\_\_ W \_\_\_ 38-14 \_\_\_\_\_ home  
 10/22/1988 \_\_\_ W \_\_\_ 31-7 \_\_\_\_\_ away

11/18/1989 \_\_\_ W \_\_\_ 24-0 \_\_\_\_\_ away  
 11/17/1990 \_\_\_ W \_\_\_ 38-9 \_\_\_\_\_ home  
 10/25/1991 \_\_\_ W \_\_\_ 31-21 \_\_\_\_\_ away  
 10/24/1992 \_\_\_ L \_\_\_ 16-27 \_\_\_\_\_ home  
 10/30/1993 \_\_\_ W \_\_\_ 26-17 \_\_\_\_\_ home  
 10/29/1994 \_\_\_ T \_\_\_ 21-21 \_\_\_\_\_ away  
 11/01/1997 \_\_\_ W \_\_\_ 35-17 \_\_\_\_\_ home  
 10/31/1998 \_\_\_ L \_\_\_ 14-36 \_\_\_\_\_ away  
 10/06/2001 \_\_\_ L \_\_\_ 14-23 \_\_\_\_\_ away  
 10/05/2002 \_\_\_ W \_\_\_ 31-28 \_\_\_\_\_ home  
 11/08/2003 \_\_\_ L \_\_\_ 14-27 \_\_\_\_\_ away  
 11/06/2004 \_\_\_ W \_\_\_ 23-21 \_\_\_\_\_ home  
 10/08/2005 \_\_\_ W \_\_\_ 34-17 \_\_\_\_\_ away  
 10/07/2006 \_\_\_ W \_\_\_ 47-17 \_\_\_\_\_ home  
 10/20/2007 \_\_\_ L \_\_\_ 6-31 \_\_\_\_\_ away  
 11/15/2008 \_\_\_ W \_\_\_ 22-17 \_\_\_\_\_ home  
 11/19/2011 \_\_\_ W \_\_\_ 31-21 \_\_\_\_\_ away  
 11/10/2012 \_\_\_ L \_\_\_ 24-27 \_\_\_\_\_ home  
 11/09/2013 \_\_\_ W \_\_\_ 38-14 \_\_\_\_\_ away

**Ripon College (Iowa leads, 1-0)**

10/20/1928 \_\_\_ W \_\_\_ 61-6 \_\_\_\_\_ home

**Rush College (Series tied, 1-1)**

10/29/1898 \_\_\_ L \_\_\_ 11-15 \_\_\_\_\_ away  
 10/21/1899 \_\_\_ W \_\_\_ 17-0 \_\_\_\_\_ home

**St. Louis (Iowa leads, 2-1)**

11/30/1905 \_\_\_ W \_\_\_ 31-0 \_\_\_\_\_ away  
 11/29/1906 \_\_\_ L \_\_\_ 0-39 \_\_\_\_\_ away  
 10/10/1925 \_\_\_ W \_\_\_ 41-0 \_\_\_\_\_ home

**San Diego State (Iowa leads, 1-0)**

12/30/1986 \_\_\_ W \_\_\_ 39-38 \_\_\_\_\_ San Diego, Calif.

**Simpson College (Iowa leads, 4-0)**

11/17/1898 \_\_\_ W \_\_\_ 12-0 \_\_\_\_\_ home  
 10/12/1900 \_\_\_ W \_\_\_ 47-0 \_\_\_\_\_ home  
 10/18/1902 \_\_\_ W \_\_\_ 10-0 \_\_\_\_\_ away  
 11/06/1903 \_\_\_ W \_\_\_ 35-2 \_\_\_\_\_ home

**South Carolina (Iowa leads, 1-0)**

1/1/2009 \_\_\_ W \_\_\_ 31-10 \_\_\_\_\_ Tampa, Fla.

**South Dakota (Iowa leads, 8-0)**

11/10/1917 \_\_\_ W \_\_\_ 35-0 \_\_\_\_\_ home  
 11/01/1919 \_\_\_ W \_\_\_ 26-13 \_\_\_\_\_ home  
 11/03/1928 \_\_\_ W \_\_\_ 19-0 \_\_\_\_\_ home  
 9/29/1934 \_\_\_ W \_\_\_ 34-0 \_\_\_\_\_ home  
 10/05/1935 \_\_\_ W \_\_\_ 47-2 \_\_\_\_\_ home  
 10/10/1936 \_\_\_ W \_\_\_ 33-7 \_\_\_\_\_ home  
 9/30/1939 \_\_\_ W \_\_\_ 41-0 \_\_\_\_\_ home  
 10/05/1940 \_\_\_ W \_\_\_ 46-0 \_\_\_\_\_ home

**Southeast Oklahoma (Iowa leads, 1-0)**

10/04/1924 \_\_\_ W \_\_\_ 43-0 \_\_\_\_\_ home

**Southern Cal (Iowa trails, 2-7)**

11/21/1925 \_\_\_ L \_\_\_ 0-18 \_\_\_\_\_ away  
 9/29/1950 \_\_\_ W \_\_\_ 20-14 \_\_\_\_\_ away  
 10/07/1961 \_\_\_ W \_\_\_ 35-34 \_\_\_\_\_ away  
 10/06/1962 \_\_\_ L \_\_\_ 0-7 \_\_\_\_\_ home  
 9/26/1970 \_\_\_ L \_\_\_ 0-48 \_\_\_\_\_ home  
 10/05/1974 \_\_\_ L \_\_\_ 3-41 \_\_\_\_\_ away  
 10/04/1975 \_\_\_ L \_\_\_ 16-27 \_\_\_\_\_ home  
 10/02/1976 \_\_\_ L \_\_\_ 0-55 \_\_\_\_\_ away  
 1/02/2003 \_\_\_ L \_\_\_ 17-38 \_\_\_\_\_ Miami, Fla.

**Syracuse (Iowa leads, 3-1)**

9/20/1975 \_\_\_ L \_\_\_ 7-10 \_\_\_\_\_ away  
 9/18/1976 \_\_\_ W \_\_\_ 41-3 \_\_\_\_\_ home  
 9/09/2006 \_\_\_ W \_\_\_ 20-13 (2 OT) \_\_\_\_\_ away  
 9/08/2007 \_\_\_ W \_\_\_ 35-0 \_\_\_\_\_ home

**Temple (Iowa leads, 1-0)**

11/21/1936 \_\_\_ W \_\_\_ 25-0 \_\_\_\_\_ away

**Tennessee (Series tied, 1-1)**

12/31/82 \_\_\_ W \_\_\_ 28-22 \_\_\_\_\_ Atlanta, Ga.  
 8/30/87 \_\_\_ L \_\_\_ 22-23 \_\_\_\_\_ East Rutherford, N. J.

**Tennessee Tech (Iowa leads, 1-0)**

9/3/2011 \_\_\_ W \_\_\_ 34-7 \_\_\_\_\_ home

**Texas (Series, tied, 1-1)**

12/26/1984 \_\_\_ W \_\_\_ 55-17 \_\_\_\_\_ Anaheim, Calif.  
 12/30/2006 \_\_\_ L \_\_\_ 24-26 \_\_\_\_\_ San Antonio, Calif.

**Texas A&M (Iowa trails, 0-1)**

10/10/1931 \_\_\_ L \_\_\_ 0-29 \_\_\_\_\_ away

**Texas-El Paso (Iowa leads, 1-0)**

9/27/1986 \_\_\_ W \_\_\_ 69-7 \_\_\_\_\_ home

**Texas Christian (Iowa leads, 2-1)**

9/27/1958 \_\_\_ W \_\_\_ 17-0 \_\_\_\_\_ home  
 9/23/1967 \_\_\_ W \_\_\_ 24-9 \_\_\_\_\_ home  
 9/28/1968 \_\_\_ L \_\_\_ 17-28 \_\_\_\_\_ away

**Texas Tech (Iowa leads, 2-0)**

12/29/1996 \_\_\_ W \_\_\_ 27-0 \_\_\_\_\_ San Antonio, Texas  
 12/29/2001 \_\_\_ W \_\_\_ 19-16 \_\_\_\_\_ San Antonio, Texas

**Tulsa (Iowa leads, 3-1)**

9/30/1989 \_\_\_ W \_\_\_ 30-22 \_\_\_\_\_ home  
 9/04/1993 \_\_\_ W \_\_\_ 26-25 \_\_\_\_\_ home  
 9/21/1996 \_\_\_ L \_\_\_ 20-27 \_\_\_\_\_ away  
 9/13/1997 \_\_\_ W \_\_\_ 54-16 \_\_\_\_\_ home

**UCLA (Iowa trails, 3-6)**

9/23/1938 \_\_\_ L \_\_\_ 3-27 \_\_\_\_\_ away  
 9/26/1947 \_\_\_ L \_\_\_ 7-22 \_\_\_\_\_ away  
 9/24/1949 \_\_\_ L \_\_\_ 25-41 \_\_\_\_\_ home  
 10/21/1955 \_\_\_ L \_\_\_ 13-33 \_\_\_\_\_ away  
 9/22/1973 \_\_\_ L \_\_\_ 18-55 \_\_\_\_\_ away  
 9/21/1974 \_\_\_ W \_\_\_ 21-10 \_\_\_\_\_ home  
 \*10/01/1977 \_\_\_ L \_\_\_ 16-34 \_\_\_\_\_ away  
 9/26/1981 \_\_\_ W \_\_\_ 20-7 \_\_\_\_\_ home  
 1/01/1985 \_\_\_ L \_\_\_ 28-45 \_\_\_\_\_ Pasadena, Calif.  
 \* - - Iowa was awarded a forfeit

**Upper Iowa (Iowa leads, 2-0)**

10/22/1898 \_\_\_ W \_\_\_ 23-5 \_\_\_\_\_ home  
 9/28/1900 \_\_\_ W \_\_\_ 57-0 \_\_\_\_\_ home

**Utah (Iowa trails, 0-1)**

10/07/1978 \_\_\_ L \_\_\_ 9-13 \_\_\_\_\_ home

**Utah State (Iowa leads, 2-0)**

9/28/1957 \_\_\_ W \_\_\_ 70-14 \_\_\_\_\_ home  
 9/21/2002 \_\_\_ W \_\_\_ 48-7 \_\_\_\_\_ home

**Wabash College (Iowa leads, 2-0)**

10/31/1925 \_\_\_ W \_\_\_ 28-7 \_\_\_\_\_ home  
 10/15/1927 \_\_\_ W \_\_\_ 38-0 \_\_\_\_\_ home

**Washington (Series tied, 3-3)**

9/25/1937 \_\_\_ L \_\_\_ 0-14 \_\_\_\_\_ away  
 10/05/1963 \_\_\_ W \_\_\_ 17-7 \_\_\_\_\_ away  
 10/03/1964 \_\_\_ W \_\_\_ 28-18 \_\_\_\_\_ home  
 1/01/1981 \_\_\_ L \_\_\_ 0-28 \_\_\_\_\_ Pasadena, Calif.  
 1/01/1990 \_\_\_ L \_\_\_ 34-46 \_\_\_\_\_ Pasadena, Calif.  
 12/29/1995 \_\_\_ W \_\_\_ 38-18 \_\_\_\_\_ El Paso, Texas

**Washington State (Iowa leads, 3-1-1)**

10/03/1953	W	54-12	home
10/05/1957	W	20-13	home
9/28/1963	T	14-14	home
9/18/1965	L	0-7	home
9/27/1969	W	61-35	home

**Washington, MO (Iowa leads, 4-0)**

11/15/1902	W	61-0	away
11/26/1903	W	12-2	away
11/19/1910	W	38-0	away
9/19/1942	W	26-7	home

**Western Michigan (Iowa trails, 1-2)**

9/09/2000	L	21-27	home
11/17/2007	L	19-28	home
9/21/2013	W	59-3	home

**Wilton (Iowa leads, 2-0)**

11/04/1896	W	27-0	home
10/02/1897	W	22-4	home

**Wisconsin (Iowa trails, 42-43-2)**

10/29/1894	L	0-44	away
11/03/1906	L	4-18	away
11/02/1907	L	5-6	home
11/23/1911	L	0-12	away
11/04/1912	L	10-28	home
11/27/1917	L	0-20	away
11/15/1924	W	21-7	away
11/07/1925	L	0-6	home
11/13/1926	L	10-20	away
11/12/1927	W	16-0	away
11/17/1928	L	0-13	home
10/26/1929	W	14-0	away
10/08/1932	L	0-34	away
10/21/1933	W	26-7	home
10/16/1937	L	6-13	away
10/08/1938	L	13-31	home

10/28/1939	W	19-13	away
10/12/1940	W	30-12	home
10/18/1941	L	0-23	away
10/07/1942	W	6-0	home
10/02/1943	L	5-7	home
11/11/1944	L	7-26	away
11/03/1945	L	7-27	home
11/09/1946	W	21-7	away
11/08/1947	L	14-46	away
10/30/1948	W	19-13	home
11/12/1949	L	13-35	away
10/14/1950	L	0-14	home
11/17/1951	L	7-34	away
10/18/1952	L	13-42	home
10/31/1953	L	6-10	away
10/30/1954	W	13-7	home
10/01/1955	L	14-37	away
10/13/1956	W	13-7	home
10/19/1957	W	21-7	home
10/18/1958	W	20-9	away
10/17/1959	L	16-25	away
10/15/1960	W	28-21	home
10/21/1961	W	47-15	home
10/20/1962	L	14-42	away
10/19/1963	L	7-10	home
10/17/1964	L	21-31	away
10/02/1965	L	13-16	away
10/01/1966	L	0-7	home
10/21/1967	T	21-21	away
10/19/1968	W	41-0	home
10/11/1969	L	17-23	away
10/10/1970	W	24-14	home
10/30/1971	W	20-16	home
11/04/1972	L	14-16	away
11/10/1973	L	7-35	away
11/09/1974	L	15-28	home
11/08/1975	W	45-28	home
11/06/1976	L	21-38	away
11/12/1977	W	24-8	away

11/18/1978	W	38-24	home
10/27/1979	W	24-13	away
11/01/1980	W	22-13	home
11/14/1981	W	17-7	away
11/13/1982	W	28-14	home
11/05/1983	W	34-14	away
11/03/1984	T	10-10	home
10/12/1985	W	23-13	away
10/11/1986	W	17-6	home
10/10/1987	W	31-10	away
10/08/1988	W	31-6	home
10/14/1989	W	31-24	away
10/13/1990	W	30-10	home
10/12/1991	W	10-6	away
10/10/1992	W	23-22	home
11/18/1995	W	33-20	away
11/16/1996	W	31-0	home
11/08/1997	L	10-13	away
10/24/1998	L	0-31	home
11/13/1999	L	3-41	away
10/28/2000	L	7-13	home
11/03/2001	L	28-34	away
11/02/2002	W	20-3	home
11/22/2003	W	27-21	away
11/20/2004	W	30-7	home
11/12/2005	W	20-10	away
11/11/2006	L	21-24	home
9/22/2007	L	13-17	away
10/18/2008	W	38-16	home
10/17/2009	W	20-10	away
10/23/2010	L	30-31	home
11/02/2013	L	9-28	home

**Wyoming (Iowa leads, 2-0)**

10/17/1953	W	21-7	home
12/30/1987	W	20-19	San Diego, Calif.

**Yale (Iowa leads, 1-0)**

10/14/1922	W	6-0	away
------------	---	-----	------

**Iowa Records vs. Major Conferences**
**Atlantic Coast W-L-T**

Georgia Tech	1-0-0
Miami, FL	0-4-0
North Carolina State	0-3-0
Pittsburgh	2-3-0
Syracuse	3-1-0
<b>Totals (.545)</b>	<b>6-11-0</b>

**American Athletic W-L-T**

Cincinnati	1-0-0
Temple	1-0-0
<b>Totals (1.000)</b>	<b>2-0-0</b>

**Big Sky W-L-T**

Montana	1-0-0
<b>Totals (1.000)</b>	<b>1-0-0</b>

**Big Ten W-L-T**

Illinois	29-38-2
Indiana	42-28-4
Maryland	0-0-0
Michigan	14-41-4
Michigan State	23-20-2
Minnesota	44-61-2
Nebraska	13-28-3
Northwestern	48-24-3
Ohio State	14-47-3
Penn State	12-13-0
Purdue	35-46-3
Rutgers	0-0-0
Wisconsin	42-43-2
<b>Totals (.450)</b>	<b>316-389-28</b>

**Big 12 W-L-T**

Iowa State	40-21-0
Kansas	4-6-0
Kansas State	5-1-0
Oklahoma	0-2-0
Oklahoma State	1-1-0
Texas	1-1-0
Texas Christian	2-1-0
Texas Tech	2-0-0
<b>Totals (.628)</b>	<b>55-33-0</b>

**Conference USA W-L-T**

Tulsa	3-1-0
Texas-El Paso	1-0-0
<b>Totals (.800)</b>	<b>4-1-0</b>

**Mid-American W-L-T**

Akron	1-0-0
Ball State	2-0-0
Buffalo	1-0-0
Central Michigan	2-1-0
Kent State	2-0-0
Miami, OH	3-0-0
Northern Illinois	8-1-0
Western Michigan	1-2-0
<b>Totals (.900)</b>	<b>20-4-0</b>

**Pacific-12 W-L-T**

Arizona	5-6-0
Arizona State	1-2-0
California	3-1-0
Colorado	0-2-0
Oregon	1-2-0
Oregon State	7-5-0
Southern California	2-7-0
UCLA	3-6-0
Utah	0-1-0
Washington	3-3-0
Washington State	3-1-1
<b>Totals (.438)</b>	<b>28-36-1</b>

**Southeastern W-L-T**

Arkansas	1-0-0
Florida	1-2-0
Louisiana State	1-1-0
Missouri	6-7-0
South Carolina	1-0-0
Tennessee	1-1-0
Texas A&M	0-1-0
<b>Totals (.500)</b>	<b>11-12-0</b>

**Mountain West W-L-T**

Air Force	0-0-1
Hawaii	3-1-0
San Diego State	1-0-0
Utah State	2-0-0
Wyoming	2-0-0
<b>Totals (.857)</b>	<b>8-1-1</b>

**Independents W-L-T**

Notre Dame	8-13-3
Brigham Young	0-0-1
Idaho	1-0-0
New Mexico State	1-0-0
Marquette	1-1-0
Saint Louis	2-1-0
<b>Totals (.464)</b>	<b>13-15-4</b>

# 

Date	Opponent	Result
Nov. 23, 1912	Wisconsin	L, 10-28
Nov. 15, 1913	Iowa State	W, 45-7
Oct. 24, 1914	Minnesota	L, 0-7
Nov. 13, 1915	Iowa State	L, 0-16
Nov. 25, 1916	Nebraska	L, 17-34
Nov. 24, 1917	Iowa State	W, 6-3
Nov. 2, 1918	Minnesota	W, 6-0
Nov. 22, 1919	Iowa State	W, 10-0
Nov. 13, 1920	Minnesota	W, 28-7
Oct. 15, 1921	Illinois	W, 14-2
Nov. 11, 1922	Minnesota	W, 28-14
Oct. 20, 1923	Illinois	L, 6-9
Oct. 25, 1924	Minnesota	W, 13-0
Oct. 17, 1925	Illinois	W, 12-10
Nov. 6, 1926	Minnesota	L, 0-41
Nov. 5, 1927	Illinois	L, 0-14
Oct. 27, 1928	Minnesota	W, 7-6
Oct. 20, 1929	Illinois	T, 7-7
Nov. 15, 1930	Penn State	W, 19-0
Oct. 17, 1931	Indiana	T, 0-0
Oct. 22, 1932	Minnesota	L, 6-21
Oct. 21, 1933	Wisconsin	W, 26-7
Oct. 28, 1934	Minnesota	L, 12-48
Nov. 9, 1935	Minnesota	L, 6-13
Oct. 17, 1936	Illinois	T, 0-0
Nov. 6, 1937	Minnesota	L, 10-35
Oct. 8, 1938	Wisconsin	L, 13-31
Nov. 18, 1939	Minnesota	W, 13-9
Nov. 2, 1940	Purdue	L, 6-21
Nov. 1, 1941	Indiana	W, 13-7
Nov. 7, 1942	Wisconsin	W, 6-0
Nov. 6, 1943	Illinois	L, 10-19
Oct. 21, 1944	Purdue	L, 7-26
Nov. 3, 1945	Wisconsin	L, 7-27
Nov. 2, 1946	Illinois	L, 0-7
Oct. 11, 1947	Indiana	W, 27-14
Oct. 16, 1948	Purdue	L, 13-20
Oct. 15, 1949	Indiana	W, 35-9
Oct. 21, 1950	Purdue	W, 33-21
Oct. 20, 1951	Michigan	L, 0-21
Oct. 25, 1952	Ohio State	W, 8-0
Oct. 24, 1953	Indiana	W, 19-13
Nov. 6, 1954	Purdue	W, 25-14
Oct. 15, 1955	Purdue	T, 20-20
Nov. 3, 1956	Michigan	L, 14-17
Oct. 19, 1957	Wisconsin	W, 21-7
Oct. 25, 1958	Northwestern	W, 26-20
Oct. 10, 1959	Michigan State	W, 37-8
Oct. 22, 1960	Purdue	W, 21-14
Oct. 21, 1961	Wisconsin	W, 47-15
Oct. 27, 1962	Purdue	L, 3-26
Oct. 12, 1963	Indiana	W, 37-26
Oct. 24, 1964	Purdue	L, 14-19
Oct. 9, 1965	Purdue	L, 14-7
Oct. 22, 1966	Northwestern	L, 15-24
Oct. 28, 1967	Purdue	L, 22-41
Oct. 12, 1968	Indiana	L, 34-38
Oct. 25, 1969	Michigan State	W, 19-18
Oct. 17, 1970	Purdue	L, 3-24
Oct. 9, 1971	Northwestern	L, 3-28
Oct. 28, 1972	Michigan State	T, 6-6

Date	Opponent	Result
Oct. 20, 1973	Minnesota	L, 23-31
Oct. 12, 1974	Northwestern	W, 35-10
Oct. 25, 1975	Minnesota	L, 7-31
Oct. 16, 1976	Indiana	L, 7-14
Oct. 15, 1977	Ohio State	L, 6-27
Oct. 28, 1978	Purdue	L, 7-34
Oct. 20, 1979	Minnesota	L, 7-24
Oct. 18, 1980	Northwestern	W, 25-3
Oct. 10, 1981	Indiana	W, 42-28
Oct. 2, 1982	Northwestern	W, 45-7
Oct. 8, 1983	Northwestern	W, 61-21
Sept. 29, 1984	Illinois	W, 21-16
Oct. 5, 1985	Michigan State	W, 35-31
Oct. 11, 1986	Wisconsin	W, 17-6
Oct. 24, 1987	Purdue	W, 38-14
Oct. 8, 1988	Wisconsin	W, 31-6
Oct. 21, 1989	Michigan	L, 12-26
Oct. 27, 1990	Northwestern	W, 56-14
Oct. 19, 1991	Illinois	W, 24-21
Oct. 24, 1992	Purdue	L, 16-27
Oct. 16, 1993	Illinois	L, 3-49
Oct. 8, 1994	Indiana	L, 20-27
Oct. 14, 1995	Indiana	W, 22-13
Oct. 5, 1996	Michigan State	W, 37-30
Oct. 25, 1997	Indiana	W, 62-0
Oct. 10, 1998	Northwestern	W, 26-24
Oct. 23, 1999	Indiana	L, 31-38
Oct. 7, 2000	Michigan State	W, 21-16
Sept. 29, 2001	Penn State	W, 24-18
Oct. 5, 2002	Purdue	W, 31-28
Oct. 4, 2003	Michigan	W, 30-27
Oct. 2, 2004	Michigan State	W, 38-16
Oct. 1, 2005	Illinois	W, 35-7
Oct. 7, 2006	Purdue	W, 47-17
Sept. 29, 2007	Indiana	L, 20-38
Sept. 27, 2008	Northwestern	L, 17-22
Oct. 10, 2009	Michigan	W, 30-28
Oct. 2, 2010	Penn State	W, 24-3
Oct. 22, 2011	Indiana	W, 45-24
Sept. 29, 2012	Minnesota	W, 31-13
Oct. 5, 2013	Michigan State	L, 14-26
<b>Totals</b>		<b>55-42-5</b>

### 

Opponent	W-L-T
Illinois	5-5-2
Indiana	9-5-1
Iowa State	3-1-0
Michigan	2-3-0
Michigan State	6-1-1
Minnesota	7-9-0
Nebraska	0-1-0
Northwestern	7-3-0
Ohio State	1-1-0
Penn State	3-0-0
Purdue	6-10-1
Wisconsin	6-3-0
<b>Totals</b>	<b>55-42-5</b>

### 1957 Rose Bowl

Iowa -- 35, Oregon State -- 19  
 Jan. 1, 1957, Rose Bowl, Pasadena, Calif.

Iowa	14	7	7	7	35
Oregon State	0	6	6	7	19

#### GAME RECAP

Switching from the mighty defensive role they played all season (which included four shutouts), Iowa put on a great offensive show to defeat Oregon State 35-19 in the 43rd Rose Bowl. It was the school's first bowl appearance. Iowa assumed an early lead on game MVP Kenny Ploen's 49-yard run. Ploen also completed 9-of-10 passes. Collins Hagler scored two TDs and totaled a game-best 85 rushing yards. Iowa played Oregon State during the regular season and had also won that encounter, 14-13. The Rose Bowl win was the Big Ten's 10th win in 11 games against its west coast opponents. Over 15,000 Hawkeye fans attended the game.

#### SCORING SUMMARY

IA -- Ploen 49-yard run (Prescott kick)  
 IA -- Hagler 9-yard run (Prescott kick)  
 OSU -- Berry 3-yard run (kick failed)  
 IA -- Happel 5-yard run (Prescott kick)  
 IA -- Hagler 66-yard run (Prescott kick)  
 OSU -- Beamer 1-yard run (kick failed)  
 IA -- Gibbons 16-yard pass from Ploen (Prescott kick)  
 OSU -- Hammack 35-yard pass from Francis (Beamer run)

Attendance: 97,126

IOWA	TEAM STATISTICS	OSU
16	First Downs	16
48-301	Rushes-yards	46-166
107	Passing yards	130
11-15-1	Passes	10-14-0
63-408	Total offense	60-296
2-36	Punts-average	3-35
3-3	Fumbles-lost	4-3
5-50	Penalties-yards	6-60

#### INDIVIDUAL LEADERS

##### RUSHING

IOWA: Hagler 10-85, Dobrino 4-64, Ploen 8-59  
 OSU: Francis 15-73, Beamer 7-31

##### PASSING

IOWA: Ploen 9-10-0-83  
 OSU: Francis 10-12-0-130

##### RECEIVING

IOWA: Gibbons 5-61, Harris 2-21  
 OSU: Hammack 4-65, Beamer 2-31

### 1959 Rose Bowl

Iowa -- 38, California -- 12  
 Jan. 1, 1959, Rose Bowl, Pasadena, Calif.

Iowa	7	13	12	6	38
California	0	0	6	6	12

#### GAME RECAP

Bob Jeter ran for 194 yards on nine carries, earned Player-of-the-Game honors and led Iowa to a 38-12 win over California in the 45th Rose Bowl. Over 18,000 Iowa fans made the trip to Pasadena. Head Coach Forest Evashevski had to get out of his sickbed to lead Iowa to its second Rose Bowl win in three years. Willie Fleming tallied twice for the winners. Fleming had 85 yards (nine attempts) on the ground. The Hawkeyes set Rose Bowl records for total offense (516) and rushing offense (429). Jeter's 21.6 yards per carry average and his 81-yard TD run were Rose Bowl records.

#### SCORING SUMMARY

IA -- Duncan 2-yard run (Prescott kick)  
 IA -- Langston 7-yard pass from Duncan (Prescott kick)  
 IA -- Horn 4-yard run (kick failed)  
 CAL -- Hart 1-yard run (pass failed)  
 IA -- Fleming 37-yard run (pass failed)  
 IA -- Jeter 81-yard run (pass failed)  
 IA -- Fleming 7-yard run (pass failed)  
 CAL -- Hart 17-yard pass from Kapp (run failed)

Attendance: 98,297

IOWA	TEAM STATISTICS	CAL
24	First Downs	20
55-429	Rushes-yards	53-214
87	Passing yards	130
9-14-0	Passes	9-20-2
72-516	Total offense	78-344
3-41	Punts-average	5-37
3-1	Fumbles-lost	2-2
5-55	Penalties-yards	5-35

#### INDIVIDUAL LEADERS

##### RUSHING

IOWA: Jeter 9-194, Fleming 9-85, Gravel 3-45, Nocera 9-37  
 CAL: Olguin 9-62, Patton 9-45, Kapp 10-34

##### PASSING

IOWA: Duncan 5-7-0-50, Ogiego 4-5-0-37  
 CAL: Kapp 8-17-1-126

##### RECEIVING

IOWA: Prescott 3-31  
 CAL: Hart 4-61, Garvin 1-31

## Iowa Bowl Results Won 14, Lost 12, Tied 1

#### Bowl: \_\_\_\_\_ Score

2014 Outback: \_\_\_\_\_ LSU 21, Iowa 14  
 2011 Insight: \_\_\_\_\_ Oklahoma, 31, Iowa 14  
 2010 Insight: \_\_\_\_\_ Iowa 27, Missouri 24  
 2010 Orange: \_\_\_\_\_ Iowa 24, Georgia Tech 14  
 2009 Outback: \_\_\_\_\_ Iowa 31, South Carolina 10  
 2006 Alamo: \_\_\_\_\_ Texas 26, Iowa 24  
 2006 Outback: \_\_\_\_\_ Florida 31, Iowa 24  
 2005 Capital One: \_\_\_\_\_ Iowa 30, LSU 25  
 2004 Outback: \_\_\_\_\_ Iowa 37, Florida 17  
 2003 Orange: \_\_\_\_\_ USC 38, Iowa 17

#### Bowl: \_\_\_\_\_ Score

2001 Alamo: \_\_\_\_\_ Iowa 19, Texas Tech 16  
 1997 Sun: \_\_\_\_\_ Arizona State 17, Iowa 7  
 1996 Alamo: \_\_\_\_\_ Iowa 27, Texas Tech 0  
 1995 Sun: \_\_\_\_\_ Iowa 38, Washington 18  
 1993 Alamo: \_\_\_\_\_ California 37, Iowa 3  
 1991 Holiday: \_\_\_\_\_ Iowa 13, Brigham Young 13  
 1991 Rose: \_\_\_\_\_ Washington 46, Iowa 34  
 1988 Peach: \_\_\_\_\_ N. C. State 28, Iowa 23  
 1987 Holiday: \_\_\_\_\_ Iowa 20, Wyoming 19

#### Bowl: \_\_\_\_\_ Score

1986 Holiday: \_\_\_\_\_ Iowa 39, San Diego State 38  
 1986 Rose: \_\_\_\_\_ UCLA 45, Iowa 28  
 1984 Freedom: \_\_\_\_\_ Iowa 55, Texas 17  
 1983 Gator: \_\_\_\_\_ Florida 14, Iowa 6  
 1982 Peach: \_\_\_\_\_ Iowa 28, Tennessee 22  
 1982 Rose: \_\_\_\_\_ Washington 28, Iowa 0  
 1959 Rose: \_\_\_\_\_ Iowa 38, California 12  
 1957 Rose: \_\_\_\_\_ Iowa 35, Oregon State 19



**1982 Rose Bowl**

Washington -- 28, Iowa -- 0  
Jan. 1, 1982, Rose Bowl, Pasadena, Calif.

Washington	0	13	0	15	28
Iowa	0	0	0	0	0

**GAME RECAP**

Washington's Jacque Robinson rushed for 142 yards and two touchdowns as the Huskies blanked Iowa 28-0 in the 68th Rose Bowl game. One of the key plays was late in the first half when Iowa tried to convert a fourth-and-seven situation at Washington's 40-yard line. Pete Gales' pass was incomplete, and the Huskies moved the ball downfield and scored with 0:19 left for a 13-0 halftime lead. Iowa's offense turned the ball over five times while Washington had just one turnover.

**SCORING SUMMARY**

W -- Robinson 1-yard run (Nelson kick)  
W -- Coty 1-yard run (pass failed)  
W -- Robinson 34-yard run (Skansi pass from Pelleur)  
W -- Cowan 3-yard run (Nelson kick)

Attendance: 105,611

WASH	TEAM STATISTICS	IOWA
22	First Downs	14
51-186	Rushes-yards	43-180
142	Passing yards	84
15-29-1	Passes	10-21-3
80-328	Total offense	64-264
7-36	Punts-average	5-47
0-0	Fumbles-lost	2-2
3-28	Penalties-yards	6-73

**INDIVIDUAL LEADERS****RUSHING**

IOWA: Granger 13-80, Bohannon 10-44  
UW: Robinson 20-142

**PASSING**

IOWA: Gales 4-7-1-51, Bohannon 6-14-2-33  
UW: Pelleur 15-29-1-142

**RECEIVING**

IOWA: Brown 6-52  
UW: Skansi 4-69, Allen 5-68

**1982 Peach Bowl**

Iowa -- 28, Tennessee -- 22  
Dec. 31, 1982, Fulton County Stadium, Atlanta, Ga.

Iowa	0	21	7	0	28
Tennessee	7	0	12	3	22

**GAME RECAP**

A brilliant passing performance by Chuck Long led the Hawkeyes to a 28-22 Peach Bowl win over Tennessee. Long completed 14 of 17 first half passes for 231 yards and three touchdowns. Iowa led 21-7 at the intermission. Long had 304 yards passing and 306 yards total offense, both Peach Bowl records. Dave Moritz tied the bowl game record with eight receptions, all in the first half. Nineteen Peach Bowl records were tied or broken. Iowa WR Ronnie Harmon had a pair of TD receptions. The Peach Bowl was the first non-Rose Bowl postseason game in school history.

**SCORING SUMMARY**

TN -- Cockrell 6-yard run (Reveiz kick)  
IA -- Moritz 57-yard pass from Long (Nichol kick)  
IA -- Harmon 18-yard pass from Long (Nichol kick)  
IA -- Harmon 8-yard pass from Long (Nichol kick)  
TN -- Coleman 10-yard run (kick failed)  
IA -- Phillips 2-yard run (Nichol kick)  
TN -- Gault 19-yard pass from Cockrell (pass failed)  
TN -- Reveiz 27-yard field goal

Attendance: 50,134

IOWA	TEAM STATISTICS	TENN
24	First Downs	23
43-110	Rushes-yards	38-154
304	Passing yards	221
19-26-1	Passes	22-41-0
69-414	Total offense	79-375
5-35	Punts-average	5-45
1-1	Fumbles-lost	2-1
3-30	Penalties-yards	7-47

**INDIVIDUAL LEADERS****RUSHING**

IOWA: Gill 16-70, Phillips 10-34  
UT: Coleman 11-103, Furnas 12-52

**PASSING**

IOWA: Long 19-26-1-304  
UT: Cockrell 22-41-0-221

**RECEIVING**

IOWA: Moritz 8-168, Harmon 3-44, Gill 3-39  
UT: Wilson 7-62, Duncan 3-52, Miller 2-30

**1983 Gator Bowl**

 Florida -- 14, Iowa -- 6  
 Dec. 30, 1983, Gator Bowl, Jacksonville, Fla.

Iowa	0	3	3	0	6
Florida	7	7	0	0	14

**GAME RECAP**

Cold weather stalled a couple of high-powered offenses in the 39th annual Gator Bowl as Florida defeated Iowa 14-6. The wind chill at game time was 13 degrees below zero. The Hawkeyes and Gators combined for six interceptions, 19 penalties and only seven of 31 third down conversions in the ragged contest. The play of the game took place with 1:08 left in the first half. Tom Nichol, attempting to punt out of his own end zone, misplayed a high snap and Florida's Doug Drew covered it for a touchdown. Nichol scored the Hawkeyes' only points on a pair of short field goals. Owen Gill led the Hawkeye offense with 83 yards rushing.

**SCORING SUMMARY**

UF -- Anderson 1-yard run (Raymond kick)  
 IA -- Nichol 32-yard field goal  
 UF -- Drew fumble recovery in end zone (Raymond kick)  
 IA -- Nichol 31-yard field goal

**Attendance: 81,293**

IOWA	TEAM STATISTICS	FLORIDA
16	First Downs	14
40-114	Rushes-yards	44-168
167	Passing yards	92
13-30-4	Passes	9-23-2
70-281	Total offense	67-250
2-40	Punts-average	7-38
2-1	Fumbles-lost	0-0
7-44	Penalties-yards	12-105

**INDIVIDUAL LEADERS**
**RUSHING**

IOWA: Gill 10-83, Granger 9-37, Phillips 13-33  
 UF: Anderson 17-84, Williams 10-68

**PASSING**

IOWA: Long 13-28-4-167  
 UF: Peace 9-22-2-92

**RECEIVING**

IOWA: Harmon 6-90  
 UF: Dixon 5-55

**1984 Freedom Bowl**

 Iowa -- 55, Texas -- 17  
 Dec. 26, 1984, Anaheim Stadium, Anaheim, Calif.

Texas	0	17	0	0	17
Iowa	14	10	31	0	55

**GAME RECAP**

Chuck Long's passing performance surpassed all previous bowl games as the Hawkeyes blasted Texas 55-17 in the inaugural Freedom Bowl. Long completed 29 of 39 passes for 461 yards and six TDs despite a steady rain throughout the game. Iowa scored 31 unanswered points in the third quarter. Long's third quarter totals were 12-14 passes for 241 yards and four touchdowns. Both Robert Smith (4 catches, 115 yards) and Bill Happel (8, 104) had over 100 yards receiving.

**SCORING SUMMARY**

IA -- Hayes 6-yard pass from Long (Nichol kick)  
 IA -- Flagg 11-yard pass from Long (Nichol kick)  
 TX -- Bryant 11-yard pass from Dodge (Ward kick)  
 IA -- Bush 1-yard run (Nichol kick)  
 TX -- Harris 1-yard pass from Dodge (Ward kick)  
 TX -- Ward 46-yard field goal  
 IA -- Nichol 27-yard field goal  
 IA -- Nichol 35-yard field goal  
 IA -- Happel 33-yard pass from Long (Nichol kick)  
 IA -- Smith 49-yard pass from Long (Nichol kick)  
 IA -- Helverson 4-yard pass from Long (Nichol kick)  
 IA -- Hayes 15-yard pass from Long (Nichol kick)

**Attendance: 24,093**

TEXAS	TEAM STATISTICS	IOWA
15	First Downs	28
35-115	Rushes-yards	41-91
185	Passing yards	469
17-34-2	Passes	30-40-0
69-300	Total offense	81-560
5-43	Punts-average	4-42
3-3	Fumbles-lost	5-2
6-50	Penalties-yards	4-27

**INDIVIDUAL LEADERS**
**RUSHING**

IOWA: Gill 17-61.  
 UT: Orr 12-67, Johnson 8-56

**PASSING**

IOWA: Long 29-39-0-461  
 UT: Dodge 16-32-2-180

**RECEIVING**

IOWA: Smith 4-115, Happel 8-104, Flagg 5-71, Hayes 3-70  
 UT: Bryant 3-50, Duhon 1-47, Moerschell 4-40, Harris 6-37

**1986 Rose Bowl**

**UCLA -- 45, Iowa -- 28**  
**Jan. 1, 1986, Rose Bowl, Pasadena, Calif.**

UCLA	10	14	7	14	45
Iowa	7	3	7	11	28

**GAME RECAP**

UCLA freshman tailback Eric Ball paved the way for the Bruins' 45-28 upset victory over Big Ten champion Iowa. Ball, who didn't start, rambled for 227 yards on 22 carries. Ball scored on runs of 30, 40, six and 32 yards. Iowa QB Chuck Long completed 29 of 37 attempts for 319 yards and one score. The Hawkeyes turned the ball over five times, including four times in the first half, as UCLA built a 24-10 lead. RB Ronnie Harmon caught a career-high 11 passes for 102 yards and Rob Houghtlin added field goals of 24 and 52 yards. The teams combined for 889 yards of total offense and 54 first downs.

**SCORING SUMMARY**

IA -- Hudson 1-yard run (Houghtlin kick)  
 UCLA -- Ball 30-yard run (Lee kick)  
 UCLA -- Lee 42-yard field goal  
 IA -- Houghtlin 24-yard field goal  
 UCLA -- Ball 40-yard run (Lee kick)  
 UCLA -- Ball 6-yard run (Lee kick)  
 IA -- Long 4-yard run (Houghtlin kick)  
 UCLA -- Sherrard 6-yard pass from Stevens (Lee kick)  
 UCLA -- Ball 32-yard run (Lee kick)  
 IA -- Houghtlin 52-yard field goal  
 UCLA -- Stevens 1-yard run (Lee kick)  
 IA -- Happel 11-yard pass from Long (K. Harmon run)

**Attendance: 103,292**

UCLA	TEAM STATISTICS	IOWA
29	First Downs	25
55-299	Rushes-yards	34-82
189	Passing yards	319
16-26-1	Passes	29-38-1
81-488	Total offense	72-401
2-38	Punts-average	2-32
3-2	Fumbles-lost	4-4
6-36	Penalties-yards	5-40

**INDIVIDUAL LEADERS****RUSHING**

IOWA: R. Harmon 14-55, Hudson 13-53  
 UCLA: Ball 22-227, Green 13-46, Farr 5-42

**PASSING**

IOWA: Long 29-37-1-319  
 UCLA: Stevens 16-26-1-189

**RECEIVING**

IOWA: R. Harmon 11-102, Happel 6-89, Flagg 3-55, Smith 4-44  
 UCLA: Dorrell 3-59, Sherrard 4-48, Tennell 3-30

**1986 Holiday Bowl**

**Iowa -- 39, San Diego State -- 38**  
**Dec. 30, 1986, Jack Murphy Stadium, San Diego, Calif.**

Iowa	7	6	8	18	39
San Diego State	6	15	7	10	38

**GAME RECAP**

Rob Houghtlin's 41-yard field goal as time expired culminated an 18-point blitz in the final 8:39 and helped Iowa down San Diego State 39-38 in the ninth annual Holiday Bowl. The Hawkeyes stormed back on a pair of Mark Vlasic TD throws in the final period to take a 36-35 lead. SDSU's Kevin Rahill booted a 21-yard FG with 0:47 left to give the Aztecs a 38-36 advantage. Kevin Harmon returned the ensuing kickoff to the SDSU 37-yard line, and Houghtlin kicked the game winner four plays later. Iowa was able to win only after converting two-point conversions following two of its final three touchdowns.

**SCORING SUMMARY**

IA -- Bayless 5-yard run (Houghtlin kick)  
 SDSU -- Hardy 6-yard pass from Santos (kick failed)  
 SDSU -- Jackson 44-yard pass from Santos (Hardy run)  
 IA -- Vlasic 1-yard run (kick failed)  
 SDSU -- Gilbreath 28-yard pass from Santos (Rahill kick)  
 SDSU -- Gilmore 1-yard run (Rahill kick)  
 IA -- Hudson 1-yard run (Smith pass from Vlasic)  
 SDSU -- Hardy 6-yard run (Rahill kick)  
 IA -- Cook 29-yard pass from Vlasic (Flagg pass from Hartlieb)  
 IA -- Flagg 4-yard pass from Vlasic (Houghtlin kick)  
 SDSU -- Rahill 21-yard field goal  
 IA -- Houghtlin 41-yard field goal

**Attendance: 59,473**

IOWA	TEAM STATISTICS	SDSU
21	First Downs	17
41-141	Rushes-yards	36-117
222	Passing yards	298
15-29-1	Passes	21-33-2
70-363	Total offense	69-415
4-43	Punts-average	5-47
2-1	Fumbles-lost	0-0
4-17	Penalties-yards	7-70

**INDIVIDUAL LEADERS****RUSHING**

IOWA: Bayless 19-110, Hudson 9-43  
 SDSU: Hardy 26-83, Gilmore 7-35

**PASSING**

IOWA: Vlasic 15-28-1-222  
 SDSU: Santos 21-33-2-298

**RECEIVING**

IOWA: Flagg 4-66, Early 3-57, Cook 2-51  
 SDSU: Jackson 2-89, Gilbreath 5-87, Gilmore 9-70

**1987 Holiday Bowl**

Iowa -- 20, Wyoming -- 19  
 Dec. 30, 1987, Jack Murphy Stadium, San Diego, Calif.

Iowa	0	7	0	13	20
Wyoming	12	7	0	0	19

**GAME RECAP**

Iowa's defense and special teams scored two touchdowns and FB David Hudson tallied on a short run in the fourth period to rally the Hawkeyes to a 20-19 triumph over Wyoming in the 10th Holiday Bowl. Merton Hanks deflected a second-period punt, the first of his two blocked kicks, and Jay Hess covered it in the end zone for a score. Anthony Wright cut the lead to 19-13 with a 33-yard interception return. Greg Worker's 52-yard FG attempt was blocked by Hanks with 46 seconds left to preserve the victory. Wright, who added six tackles, was Iowa's game MVP. Wyoming had a 12-0 lead before Hess got the Hawkeyes on the scoreboard, but Iowa still trailed 19-7 at halftime before pitching a shutout in the second half.

**SCORING SUMMARY**

W -- Worker 43-yard field goal  
 W -- Worker 38-yard field goal  
 W -- Loving 15-yard pass from Burnett (pass failed)  
 IA -- Hess 10-yard blocked punt return (Houghtlin kick)  
 W -- Abraham 3-yard run (Worker kick)  
 IA -- Wright 33-yard interception return (Houghtlin kick)  
 IA -- Hudson 1-yard run (pass failed)

Attendance: 61,892

IOWA	TEAM STATISTICS	WYOMING
17	First Downs	19
36-94	Rushes-yards	21-43
237	Passing yards	332
21-35-0	Passes	28-51-1
71-331	Total offense	72-375
8-42	Punts-average	6-30
1-1	Fumbles-lost	0-0
6-57	Penalties-yards	7-61

**INDIVIDUAL LEADERS**
**RUSHING**

IOWA: Harmon 12-47, Hudson 10-43  
 UW: Abraham 14-39

**PASSING**

IOWA: Hartlieb 21-35-0-237  
 UW: Burnett 28-51-1-332

**RECEIVING**

IOWA: Flagg 6-93, Watkins 4-72, Cook 6-43  
 UW: Sargent 8-106, Loving 5-63, Wood 4-51, Joseph 4-42

**1988 Peach Bowl**

N. C. State -- 28, Iowa -- 23  
 Dec. 31, 1988, Fulton County Stadium, Atlanta, Ga.

Iowa	3	7	7	6	23
N. C. State	7	21	0	0	28

**GAME RECAP**

Iowa couldn't overcome seven turnovers, including three interceptions by North Carolina State's Michael Brooks, in a 28-23 loss in the Peach Bowl. NCSU jumped out to a 28-3 lead before the Hawkeyes staged a furious comeback with 20 unanswered points. Chuck Hartlieb passed for 428 yards -- 122 to Marv Cook and 101 and two TDs to Deven Harberts -- in the catch-up effort. The Hawkeyes trailed 28-3 just 15 minutes into the game before Hartlieb worked his magic. The Wolfpack also committed seven turnovers, losing five fumbles. Freshman Tyrell Jackson scored two TDs for North Carolina State.

**SCORING SUMMARY**

NCSU -- Davenport 1-yard run (Hartman kick)  
 IA -- Murphy 30-yard field goal  
 NCSU -- Peebles 75-yard pass from Montgomery (Hartman kick)  
 NCSU -- Jackson 2-yard run (Hartman kick)  
 NCSU -- Jackson 30-yard run (Hartman kick)  
 IA -- Harberts 8-yard pass from Hartlieb (Murphy kick)  
 IA -- Harberts 22-yard pass from Hartlieb (Murphy kick)  
 IA -- Smith 7-yard pass from Hartlieb (pass failed)

Attendance : 44,635

IOWA	TEAM STATISTICS	NCSU
21	First Downs	24
19-46	Rushes-yards	72-236
428	Passing yards	195
30-51-4	Passes	11-23-2
70-447	Total offense	95-401
6-36	Punts-average	5-36
4-3	Fumbles-lost	8-5
4-44	Penalties-yards	4-40

**INDIVIDUAL LEADERS**
**RUSHING**

IOWA: Saunders 6-22  
 NCSU: Jackson 17-86, Crite 13-53

**PASSING**

IOWA: Hartlieb 30-51-4-428  
 NCSU: Montgomery 7-10-1-152

**RECEIVING**

IOWA: Cook 8-122, Harberts 6-101, Bass 4-67  
 NCSU: Peebles 2-91



**1991 Rose Bowl**

Washington -- 46, Iowa -- 34  
Jan. 1, 1991, Rose Bowl, Pasadena, Calif.

Iowa	0	7	7	20	34
Washington	10	23	6	7	46

**GAME RECAP**

Iowa charged back from a 33-7 halftime deficit to pull within 13 (39-26) with 5:07 left, but Washington held on to defeat the Hawkeyes 46-34 in the highest-scoring game in Rose Bowl history. Nick Bell gained 64 yards to go over 1,000 for the season (1,009) and Tony Stewart became Iowa's all-time leading rusher (2,562). The receiving corps was a bright spot for Iowa, combining for 315 yards on 17 catches. Mike Saunders led Iowa's receivers with five catches for 99 yards and Bell totaled 85 yards on three receptions. Bell and QB Matt Rodgers both rushed for two touchdowns.

**SCORING SUMMARY**

UW -- Hanson 23-yard field goal  
UW -- Hall 27-yard return of blocked punt (Hanson kick)  
IA -- Bell 15-yard run (Skillett kick)  
UW -- Hanson 38-yard field goal  
UW -- Mincy 37-yard return of interception (run failed)  
UW -- Brunell 5-yard run (Hanson kick)  
UW -- Bailey 22-yard pass from Brunell (Hanson kick)  
IA -- Rodgers 7-yard run (Skillett kick)  
UW -- Brunell 20-yard run (run failed)  
IA -- Rodgers 9-yard run (run failed)  
IA -- Bell 20-yard run (run failed)  
UW -- Bailey 31-yard pass from Brunell (Hanson kick)  
IA -- Saunders 12-yard pass from Rodgers (Velicer pass from Rodgers)

**Attendance: 101,273**

WASH	TEAM STATISTICS	IOWA
19	First Downs	19
40-222	Rushes-yards	39-139
163	Passing yards	315
14-25-2	Passes	17-37-4
65-385	Total Offense	76-454
4-42	Punts-average	6-33
3-1	Fumbles-lost	4-1
5-45	Penalties-yards	8-55
30:30	Possession time	29:30

**INDIVIDUAL LEADERS****RUSHING**

IOWA: Bell 11-64, Montgomery 4-26, Stewart 7-21  
UW: Lewis 19-128, Bryant 3-47, Brunell 10-28

**PASSING**

IOWA: Rodgers 15-34-3-196, Hughes 1-1-0-66, Titley 1-1-0-53  
UW: Brunell 14-22-1-163

**RECEIVING**

IOWA: Saunders 5-99, Bell 3-85, Filloon 1-53  
UW: Bailey 2-53, Turner 3-36, Pierce 4-32

**1991 Holiday Bowl**

Iowa -- 13, Brigham Young -- 13  
Dec. 30, 1991, Jack Murphy Stadium, San Diego, Calif.

Iowa	6	7	0	0	13
BYU	0	6	0	7	13

**GAME RECAP**

Iowa's attempt to become the winningest team in Hawkeye history came up just short at the hands of Ty Detmer and Brigham Young. The 1990 Heisman Trophy winner passed for 350 yards in rallying the Cougars back from a 13-0 halftime deficit. Iowa built its lead on two touchdown runs by Mike Saunders. Saunders joined Iowa's exclusive 1,000-yard in a season club. He had 103 yards on 19 carries in the Holiday Bowl to give him 1,022 for the season and 1,476 career rushing yards. Iowa QB Matt Rodgers completed 19 of 28 passes for 221 yards. Jon Filloon caught a career-high seven passes for 107 yards in his final game as a Hawkeye. All-American defensive end Leroy Smith was injured in the first half and never returned to the Iowa lineup. BYU had a chance to win the game with under 30 seconds to play. The Cougars had a first down on the Iowa 18-yard line with the score tied. However, Detmer's final pass was intercepted by Carlos James at the goal line. Teddy Jo Faley led Iowa's defenders with 14 tackles, including 13 solo stops. The Hawkeyes finished the season ranked 10th in both the AP and CNN/*USA Today* polls with a 10-1-1 record.

**SCORING SUMMARY**

IA -- Saunders 13-yard run (kick failed)  
IA -- Saunders 5-yard run (Skillett kick)  
BYU -- Tuipulotu 9-yard pass from Detmer (kick failed)  
BYU -- Anderson 29-yard pass from Detmer (Kauffman kick)

**Attendance: 60,646**

BYU	TEAM STATISTICS	IOWA
26	First Downs	20
33-80	Rushes-yards	33-125
350	Passing yards	221
29-44-1	Passes	19-28-1
2-88	Punts-average	4-139
0-0	Fumbles-lost	0-0
7-60	Penalties-yards	7-61
32:23	Possession time	27:37

**INDIVIDUAL LEADERS****RUSHING**

IOWA: Saunders 19-103, Montgomery 7-35  
BYU: Willis 13-61, Tuipulotu 12-44

**PASSING**

IOWA: Rodgers 19-28-1-221  
BYU: Detmer 29-44-1-350

**RECEIVING**

IOWA: Filloon 7-107, Hughes 5-48, Cross 3-31  
BYU: Tuipulotu 8-85, Rex 6-71, Drage 5-62, Nowatzke 3-60

**TACKLES**

IOWA: Faley 14, Polly 8, Blue 6, Clark 6, Derby 6  
BYU: Hansen 9, Mitchell 9, Arnold 8, Biegel 6

**1993 Alamo Bowl**

California -- 37, Iowa -- 3  
 Dec. 31, 1993, Alamodome, San Antonio, Texas

Iowa	0	0	3	0	3
California	6	17	7	7	37

**GAME RECAP**

California exploded for 17 points in the second quarter and defeated Iowa 37-3 in the inaugural Alamo Bowl. The Golden Bears built a 9-0 lead on three field goals by Doug Brien, then expanded their advantage to 16-0 on a six-yard touchdown pass from Dave Barr to Mike Caldwell. Iowa's deficit grew when Jerrott Willard picked off a Paul Burmeister pass and ran it 61 yards for a score just before halftime. Iowa's only points in the second half came on a 42-yard field goal by Brion Hurley in the third quarter. Iowa finished the season 6-6. A bright spot was punter Nick Gallery, who averaged 43 yards on eight punts. Harold Jasper had four pass receptions for 55 yards to lead Iowa's receivers. Larry Blue received the Alamo Bowl Sportsmanship Award. The game marked Coach Hayden Fry's first return to his home state for a game since he took the Iowa job 15 years earlier.

**SCORING SUMMARY**

Cal -- Brien 37-yard field goal  
 Cal -- Brien 20-yard field goal  
 Cal -- Brien 30-yard field goal  
 Cal -- Caldwell 6-yard pass from Barr (Brien kick)  
 Cal -- Willard 61-yard interception return (Brien kick)  
 IA -- Hurley 42-yard field goal  
 Cal -- Uwaezuoke 34-yard pass from Barr (Brien kick)  
 Cal -- Remington 12-yard pass from Barr (Brien kick)

Attendance: 45,716

CAL	TEAM STATISTICS	IOWA
28	First Downs	5
55-179	Rushes-yards	21-20
266	Passing yards	70
445	Total offense	90
21-28-0	Passes	6-17-1
2-42	Punts-average	8-43
3-1	Fumbles-lost	1-0
5-35	Penalties-yards	10-74
43:14	Possession time	16:46

**INDIVIDUAL LEADERS**
**RUSHING**

IOWA: Kahl 5-27, King 5-19, Shaw 4-14  
 CAL: Chapman 24-89, Edwards 6-42, Rutherford 10-40

**PASSING**

IOWA: Burmeister 6-17-1-37  
 CAL: Barr 21-28-0-266

**RECEIVING**

IOWA: Jasper 4-55, Dean 2-15  
 CAL: Caldwell 5-80, Uwaezuoke 2-55, Chapman 5-50

**TACKLES**

IOWA: Dailey 16, Sether 10, Hilliard 9  
 CAL: Willard 6, Spears 5

**1995 Sun Bowl**

Iowa -- 38, Washington -- 18  
 Dec. 29, 1995, Sun Bowl Stadium, El Paso, Texas

Iowa	10	11	10	7	38
Washington	0	0	6	12	18

**GAME RECAP**

Iowa jumped out to the early lead and didn't look back, defeating Pac-10 co-champion Washington, 38-18, in the 62nd annual Sun Bowl. Sedrick Shaw started the Iowa scoring by taking a handoff and running 58 yards for a touchdown only 1:52 into the game. Kickers Brion Hurley and Zach Bromert each added a pair of field goals. A snap over the punter's head led to a safety and a 21-0 halftime lead for the Hawkeyes. Hurley kicked his third field goal of the day from 50 yards out as Iowa's lead climbed to 24 in the third quarter. Washington got on the board for the first time at the 8:37 mark of the third quarter when Shane Fortney hit Jerome Pathon on a 30-yard touchdown pass. Iowa fullback Michael Burger scored on runs of eight- and one-yard to increase the score to 38-6 before Washington added two late scores. The Iowa defense recorded four sacks while forcing three fumbles. Hawkeye running backs Shaw (135) and Tavian Banks (122) each rushed for over 100 yards. The win moved Iowa's final record to 8-4.

**SCORING SUMMARY**

IA -- Shaw 58-yard run (Bromert kick)  
 IA -- Hurley 49-yard field goal  
 IA -- Safety, punt snap out of endzone  
 IA -- Bromert 33-yard field goal  
 IA -- Hurley 47-yard field goal  
 IA -- Hurley 50-yard field goal  
 W -- Pathon, 30-yard pass from Fortney (pass failed)  
 IA -- Burger 8-yard run (Bromert kick)  
 IA -- Burger 1-yard run (Bromert kick)  
 W -- Coleman 3-yard pass from Huard (pass failed)  
 W -- Conwell 20-yard pass from Huard (run failed)

Attendance: 49,116

IOWA	TEAM STATISTICS	UW
18	First Downs	14
50-286	Rushes-yards	29-96
135	Passing yards	250
421	Total offense	346
26-11-2	Passes	37-19-0
5-39.4	Punts-average	7-27.1
1-0	Fumbles-lost	3-3
12-106	Penalties-yards	8-58
35:32	Possession time	24:28

**INDIVIDUAL LEADERS**
**RUSHING**

IOWA: Shaw 21-135, Banks 13-122, Burger 7-39  
 UW: Neal 9-65, Shehee 8-38

**PASSING**

IOWA: Sherman 24-11-1-135  
 UW: Huard 26-14-0-194, Fortney 11-5-0-56

**RECEIVING**

IOWA: Slutzker 4-66, Dwight 3-40  
 UW: Conwell 4-71, Pathen 4-62, Coleman 3-33

**TACKLES**

IOWA: Rollins 8, Diaco 6, Jackson 6  
 UW: Aleaga 14, Devers 9, Jensen 9, Malloe 9, Davis 9

**1996 Alamo Bowl**Iowa -- 27, Texas Tech -- 0  
Dec. 29, 1996, Alamodome, San Antonio, Texas

Iowa	6	11	0	10	27
Texas Tech	0	0	0	0	0

**GAME RECAP**

In its first trip back to San Antonio since losing to California 37-3 in the inaugural 1993 Alamo Bowl, Iowa's defense put on a clinic in stopping the run - one runner in particular. Iowa's group of run-stoppers, headed by sophomore linebackers Matt Hughes and Vernon Rollins, held Doak Walker Award winner and 2,000-yard rusher Byron Hanspard to 64 yards rushing on 18 attempts. In the process the Hawkeyes shut down Texas Tech for a dominating 27-0 win. Hanspard's longest run of the evening was 17 yards, as Iowa controlled the line of scrimmage and limited the Red Raiders to 60 yards total rushing. The victory was Iowa's second shutout of the season (the Hawkeyes also blanked Wisconsin 31-0). And while Hanspard was held in check throughout, Iowa senior Sedrick Shaw was unstoppable as he rushed for 113 yards on 20 carries and one touchdown. Shaw's second touchdown run was impressive, as he broke three tackles enroute to the end zone. Matt Sherman led a consistent Iowa offense with 126 yards passing - 105 to wide receiver Tim Dwight. The Hawkeye ground attack churned for 217 yards. Hughes finished with eight tackles, while Rollins added five. Sophomore Jared DeVries finished with two sacks and five tackles, three for a loss. Shaw and DeVries were named offensive and defensive MVP's, respectively.

**SCORING SUMMARY**

IA -- Sherman 1-yard run (Bromert rush failed)  
 IA -- Shaw 20-yard run (Knipper pass reception)  
 IA -- Bromert 36-yard field goal  
 IA -- Bromert 26-yard field goal  
 IA -- Filer 14-yard run (Bromert kick)

**Attendance: 55,677**

IOWA	TEAM STATISTICS	TTU
23	First Downs	13
52-217	Rushes-yards	31-61
139	Passing yards	145
356	Total offense	206
10-17	Passes	14-32
0-0	Fumbles-lost	0-0
8-78	Penalties-yards	7-68
34:56	Possession time	25:04

**INDIVIDUAL LEADERS****RUSHING**

IOWA: Shaw 20-113, Filer 4-41, Banks 13-30, Granquist 4-25  
 TTU: Hanspard 18-64, Lethridge 12- (-4)

**RECEIVING**

IOWA: Dwight 6-105, Knipper 1-17, Willock 1-13  
 TTU: Hart 4-46, McKenzie 3-38, DuBuc 3-20

**PASSING**

IOWA: Sherman 9-16-126, Driscoll 1-1-13  
 TTU: 13-28-1-139. Cavazos 1-4-6

**TACKLES**

IOWA: Hughes 8, DeVries 5, Rollins 5, Ennis-Inge 5  
 TTU: Brown 7, Reagor 6, Jones 5, Johnson 5

**1997 Sun Bowl**Arizona State -- 17, Iowa -- 7  
Dec. 31, 1997, Sun Bowl Stadium, El Paso, Texas

Arizona State	0	10	7	0	17
Iowa	0	0	0	7	7

**GAME RECAP**

An incredible defensive effort by Arizona State, it picked apart Iowa's ninth-ranked offense and earned the Sun Devils a 17-7 win in the Norwest Sun Bowl. The Sun Devil offense overshadowed Iowa, as ASU rushed for 268 yards and compiled 377 yards total offense. RB Tavian Banks sparked the offense unit on Iowa's second possession, breaking loose for a 26-yard run to the ASU 30. Unfortunately, for Iowa, ASU held the nation's fourth-best rusher to only 52 yards in the game. In the second quarter ASU set a seven-play, 55-yard scoring drive into motion, and never looked back. The Sun Devils recovered an Iowa fumble late in the first half and added a field goal for a 10-0 halftime advantage.

Iowa was able to score on a six-play, 87-yard scoring drive, under the direction of quarterback Randy Reiners, late in the fourth quarter. LBs Raj Clark and Matt Hughes led the Iowa defense, each recording 12 tackles, while CB Ed Gibson added 11. Jared DeVries contributed nine tackles, two tackles for loss and one sack. Iowa punter Jason Baker was named Sun Bowl Special Teams MVP after averaging 48.9 yards per punt, including a Sun Bowl-record 76-yarder.

**SCORING SUMMARY**

ASU -- Jackson 35-yard pass from Campbell (Nycz kick)  
 ASU -- Nycz 20-yard field goal  
 ASU -- Martin 1-yard run (Nycz kick)  
 IA -- Carter 26-yard pass from Reiners (Bromert kick)

**Attendance: 49,104**

IOWA	TEAM STATISTICS	ASU
10	First Downs	18
30-19	Rushes-Yards	61-268
190	Passing Yards	109
209	Total Yards	377
12-27-0	Passes	5-11-0
8-48.9	Punts-Average	9-36.1
0-0	Fumbles-Lost	0-0
7-44	Penalties-Yards	11-90
24:31	Possession Time	35:29

**INDIVIDUAL LEADERS****RUSHING**

IOWA: Banks 14-52, Thein 3-5, Burger 1-1  
 ASU: Martin 27-169, Redmond 13-50

**PASSING**

IOWA: Sherman 8-22-0-120, Reiners 4-5-0-70  
 ASU: Campbell 5-11-0-109

**RECEIVING**

IOWA: Gibson 3-79, Dwight 3-51, Banks 2-12  
 ASU: Jackson 2-44, Mitchell 1-41

**TACKLES**

IOWA: Clark 12, Hughes 12, Gibson 11, Cooks 10, LaFleur 10  
 ASU: Jackson 7, Staat 6

**2001 Alamo Bowl**

 Iowa -- 19, Texas Tech -- 16  
 December 29, 2001, Alamodome, San Antonio, Texas

Texas Tech	0	3	7	6	16
Iowa	3	7	3	6	19

**GAME RECAP**

Nate Kaeding kicked a 47-yard field goal with 44 seconds to play in the game and defensive back Bob Sanders intercepted a Texas Tech pass in the endzone on the final play as Iowa defeated the Red Raiders 19-16 in the 2001 Alamo Bowl. The Hawkeyes ended the season with a 7-5 overall record with the bowl victory. The crowd of 65,232 marked the second largest crowd in Alamo Bowl history.

The Hawkeye drove 53 yards in eight plays for the final score of the game, which was the fourth field goal of the day for Kaeding. Texas Tech had tied the score at 16-16 with 2:05 remaining before Iowa's game winning drive. Iowa QB Kyle McCann accounted for most of the yardage in the final scoring drive. He completed three straight passes for 41 totals yards and then scrambled for 16 yards to the Tech 26-yardline to set up Kaeding's game winning kick.

Kaeding tied an Iowa record with the four field goals, which came from 36, 31, 46 and 47 yards. Iowa took an early 10-0 lead in the first half, using a ball control offense to keep the Red Raider passing attack on the sidelines. Tech got on the scoreboard on the final play of the half on a 50-yard field goal and tied the score at 10-10 on its first possession of the third quarter.

An interception by Iowa's Derrick Pickens led to an Iowa field goal for a 13-10 advantage and good field position led to Kaeding's 46-yard effort that put Iowa in front 16-10. Pickens was named the Outstanding Defensive Player of the Game, while RB Aaron Greiving earned that award for offense. Filling in for the injured Ladell Betts, Greiving rushed 25 times for 115 yards, including a one-yard scoring run for Iowa's only touchdown. McCann completed 19-26 passes for 161 yards, with no interceptions.

Along with the interception on the final play of the game, Sanders led the Iowa defense with 11 tackles. Grant Steen added eight stops and Benny Sapp had seven tackles and an interception. Iowa's defense held Texas Tech to just 80 net rushing yards.

**SCORING SUMMARY**

IA -- Kaeding 36-yard field goal  
 IA -- Greiving 1-yard run (Kaeding kick)  
 TTU -- Greathouse 50-yard field goal  
 TTU -- Walker 20-yard pass from Kingsbury (Treece kick)  
 IA -- Kaeding 31-yard field goal  
 IA -- Kaeding 46-yard field goal  
 TTU -- Treece 23-yard field goal  
 TTU -- Treece 37-yard field goal  
 IA -- Kaeding 47-yard field goal

**Attendance: 65,232**

TTU	TEAM STATISTICS	IOWA
20	First Downs	20
20-80	Rushes-Yards	44-178
309	Passing Yards	161
49-29-3	Passes (A-C-I)	26-19-0
389	Total Offense	339
5-37.2	Punts-Average	5-36.0
0-0	Fumbles-Lost	1-0
5-35	Penalties-Yards	5-26
24:57	Possession Time	35:03

**INDIVIDUAL LEADERS**
**RUSHING**

TTU: Kingsbury 9-42, Williams 9-30  
 IOWA: Greiving 25-115, Allen 7-36, McCann 7-26

**PASSING**

TTU: Kingsbury 29-49-309  
 IOWA: McCann 19-26-161

**RECEIVING**

TTU: Peters 8-60, Glover 6-77, Welker 6-62, Francis 5-90  
 IOWA: Hill 6-49, Clark 4-30, Dodge 4-26, Allen 3-38

**TACKLES**

TTU: Sailor 12, Hawkins 9  
 IOWA: Sanders 10, Steen 8, Meyer 7, Sapp 7

**2003 Orange Bowl**

 Southern California -- 38, Iowa -- 17  
 January 2, 2003, Orange Bowl, Pro Player Stadium, Miami, Fla.

Iowa	10	0	0	7	17
Southern Cal	7	3	14	14	38

**GAME RECAP**

Southern Cal's big second half lifted the Trojans past Iowa, 38-17 in the 2003 FedEx Orange Bowl. Iowa, which saw its nine-game winning streak come to an end, completed the season with an 11-2 overall record and an eighth place ranking in the final polls.

Hawkeye C. J. Jones opened the game by returning the kickoff an Orange Bowl record 100 yards, giving Iowa an early 7-0 lead. The Trojans quickly answered with a four-play, 79-yard drive that ended with a Justin Fargas four-yard run.

Iowa and USC each added 35-yard field goals before the half. Iowa had an opportunity to take the lead, but a seven-play, 41-yard drive stalled on the USC one-yard line as the half ended and USC blocked an Iowa field goal attempt on the final play.

USC controlled the second half by scoring touchdowns on its first three possessions. USC's defense stifled the Hawkeyes. Heisman Trophy winning QB Carson Palmer led USC by completing 21 of 31 passes for 303 yards and one touchdown. He was named the Orange Bowl MVP. Fargas became only the second Hawkeye opponent to eclipse 100 rushing yards as he gained 122 in 20 attempts. His rushing numbers included a 50-yard scoring scamper that marked the longest run against the Iowa defense all season.

QB Brad Banks completed 15-36 passes for 204 yards and one touchdown. Banks threw 103 consecutive passes without an interception before USC's Jason Leach picked one off in the fourth quarter. Banks also rushed eight times for 36 yards. His 423 rushing yards is an Iowa record for quarterbacks in a season.

WR Maurice Brown and TE Dallas Clark led the Iowa receivers. Brown had six receptions for 63 yards and a touchdown, while Clark tallied four receptions for 97 yards. Brown's 18-yard touchdown reception in the fourth quarter broke the school record for TD receptions in a season. Jones ran back four kickoffs for 169 yards, which is an Orange Bowl record and an Iowa bowl game record for return yards.

Defensive backs Bob Sanders and Derek Pagel led Iowa's defensive unit recording 13 and 10 tackles, respectively. The Iowa defense sacked Palmer four times, which included DE Matt Roth's team-leading 11th sack in the second quarter.

**SCORING SUMMARY**

IA -- Jones 100-yard kickoff return (Kaeding kick)  
 USC -- Fargas 4-yard run (Killeen kick)  
 IA -- Kaeding 35-yard field goal  
 USC -- Killeen 35-yard field goal  
 USC -- Williams 18-yard pass from Palmer (Killeen kick)  
 USC -- Fargas 50-yard run (Killeen kick)  
 USC -- McCullough 5-yard run (Killeen kick)  
 USC -- Byrd 6-yard run (Killeen kick)  
 IA -- Brown 18-yard pass from Banks (Kaeding kick)

**Attendance: 75,971**

USC	TEAM STATISTICS	IOWA
30	First Downs	18
49-247	Rushes-Yards	22-119
303	Passing Yards	204
21-31-0	Passes (C-A-I)	15-36-1
550	Total Offense	323
2-37.5	Punts-Average	5-42.6
2-0	Fumbles-Lost	2-1
6-45	Penalties-Yards	13-85
38:06	Possession Time	21:54

**INDIVIDUAL LEADERS**
**RUSHING**

IOWA: Russell 9-45, Banks 8-36  
 USC: Fargas 20-122, McCullough 12-76

**PASSING**

IOWA: Banks 15-36-204  
 USC: Palmer 21-31-303

**RECEIVING**

IOWA: Clark 4-97, Brown 6-6  
 USC: Williams 6-99, Colbert 6-81

**TACKLES**

IOWA: Sanders 13, Pagel 10, Worthy 7, Cole 7  
 USC: Pollard 6, Grootegoed 6, Allmond 5



**2004 Outback Bowl**Iowa -- 37, Florida -- 17  
January 1, 2004, Raymond James Stadium, Tampa, Fla.

Iowa	7	13	14	3	37
Florida	7	0	3	7	17

**GAME RECAP**

After falling behind 7-0 in the first quarter, Iowa scored 27 unanswered points en route to a 37-17 triumph over No. 17 Florida in the 2004 Outback Bowl. The victory was Iowa's first over the Gators and its first January bowl win since the 1959 Rose Bowl. After allowing an early Florida touchdown, Iowa scored on three of its next four possessions to end the half.

WR Maurice Brown caught a three-yard touchdown pass from QB Nathan Chandler to even the game at 7-7 late in the first quarter. PK Nate Kaeding converted a 47-yard field goal to give Iowa the lead, and the Hawkeyes followed with a Chandler five-yard scoring run. A 32-yard Kaeding field goal gave Iowa a 20-7 halftime lead.

Iowa maintained momentum in the second half after holding Florida to a three-and-out on its first possession. Matt Melloy blocked the Florida punt and also recovered it in the end zone for a touchdown. It marked the first time in Iowa bowl history that a Hawkeye player both blocked and recovered a punt for a touchdown.

The Gators added a field goal on their next possession, but two possessions later Iowa RB Fred Russell, who was named Outback Bowl MVP, scampered 34 yards for a touchdown to give Iowa a commanding 34-10 advantage. Kaeding added a 38-yard field goal to end Iowa's scoring.

Russell finished with 204 all-purpose yards. He carried the ball 21 times for 150 yards and one touchdown and returned three kickoffs for 54 yards. Chandler completed 13-25 passes for 170 yards, one passing touchdown, one rushing score and no interceptions. Brown caught six passes for 96 yards and one score.

Defensively, Iowa held the Gators to an Outback Bowl record-low 57 rushing yards, marking the eighth time in 2003 that the Hawkeyes held their opponents to 75 yards or less on the ground. DB Sean Considine collected a game-high nine tackles (three solo, six assists). LB Abdul Hodge registered eight stops (three solo, five assists). DT Tyler Luebke, DE Matt Roth and DE Howard Hodges each recorded one sack.

**SCORING SUMMARY**

UF -- Kight 70-yard pass from Leak (Leach kick)  
IA -- Brown 3-yard pass from Chandler (Kaeding kick)  
IA -- Kaeding 47-yard field goal  
IA -- Chandler 5-yard run (Kaeding kick)  
IA -- Kaeding 32-yard field goal  
IA -- Melloy 0-yard blocked punt return (Kaeding kick)  
UF -- Leach 48-yard field goal  
IA -- Russell 34-yard run (Kaeding kick)  
IA -- Kaeding 38-yard field goal  
UF -- Baker 25-yard pass from Leak (Leach kick)

**Attendance: 65,372**

IOWA	TEAM STATISTICS	UF
22	First Downs	16
49-328	Rushes-Yards	28-57
170	Passing Yards	268
408	Total Offense	325
13-26-0	Passes	22-41-1
7-42.6	Punts-Average	10-40.1
1-0	Fumbles-Lost	1-0
3-15	Penalties-Yards	4-43
34:10	Possession Time	25:50

**INDIVIDUAL LEADERS****RUSHING**

IOWA: Russell 21-150, Lewis 12-45  
UF: Carthon 10-44, Fason 4-23

**PASSING**

IOWA: Chandler 13-25-170  
UF: Leak 22-41-268

**RECEIVING**

IOWA: Brown 6-96, Hinkel 3-44  
UF: Perez 7-70, Small 3-37

**TACKLES**

IOWA: Considine 9, Hodge 8  
UF: Crowder 8, Thomas 7, Bailey 7

**2005 Capital One Bowl**Iowa -- 30, Louisiana State -- 25  
January 1, 2005, Florida Citrus Bowl, Orlando, Fla.

LSU	0	12	0	13	25
Iowa	7	7	3	13	30

**GAME RECAP**

Fifth-year senior Warren Holloway caught an improbable 56-yard game-winning touchdown pass from QB Drew Tate as time expired to lift Iowa to a thrilling 30-25 triumph over 11th-ranked LSU in the 2005 Capital One Bowl. The 56-yard bomb on the final play was arguably the best finish in bowl history. The reception was Holloway's first career touchdown.

Iowa grabbed an early 7-0 lead when Tate connected with WR Clinton Solomon on a 57-yard score on its first possession. The 57-yarder tied Iowa's longest touchdown reception in a bowl game (Dave Moritz from Chuck Long in the 1982 Peach Bowl). LSU cut the Hawkeye lead to 7-6 on a pair of field goals midway through the second quarter. Iowa extended its lead to 14-6 when Miguel Merrick blocked a punt and Sean Considine returned the ball seven yards for a touchdown. The Tigers answered on their next possession with a 74-yard touchdown run, but failed to convert the extra point.

PK Kyle Schlicher scored the only points of the third quarter on a 19-yard field goal to stretch Iowa's lead to 17-12. RB Marques Simmons scored on a four-yard run with 12:48 remaining to give the Hawkeyes a 24-12 advantage. LSU rallied with a pair of touchdown passes to WR Skyler Green (22 and three yards) as the Tigers took their first lead of the game, 25-24, with 46 seconds left.

Tate drove Iowa to the 44-yard line before throwing the pass to Holloway as the final seconds clicked off the clock. The victory gave Iowa its 10th win of the year, marking the third straight season the Hawkeyes have collected 10 wins or more.

Tate was named the Capital One Bowl MVP, while DL Jonathan Babineaux was recognized as Iowa's Defensive MVP. Tate completed 20-32 passes for 287 yards and two touchdowns. The scoring passes of 56 and 57 yards marked the first time an Iowa quarterback has tossed two touchdowns over 50 yards in a bowl game.

WR Ed Hinkel caught a career and game-high 10 passes for 93 yards, one reception shy of an Iowa bowl record. Solomon caught four passes for 81 yards and one score, while Holloway caught four passes for 72 yards and one touchdown.

Defensively, Iowa recorded 10 tackles for loss, including five sacks. LB Abdul Hodge racked up a game-high 15 tackles (10 solo), including 2.5 sacks. LB Chad Greenway tallied nine tackles (seven solo), including one for loss. Babineaux registered seven tackles (five solo), including 4.5 for loss and 2.5 sacks. Additionally, the Hawkeyes' special teams blocked two punts, including returning one for a touchdown.

Iowa finished the season ranked eighth for the third consecutive year. The Hawkeyes finished in the top 10 three straight seasons for only the second time ever (1956-58).

**SCORING SUMMARY**

IA -- Solomon 57-yard pass from Tate (Schlicher kick)  
LSU -- Jackson 29-yard field goal  
LSU -- Jackson 47-yard field goal  
IA -- Considine 7-yard blocked punt return (Schlicher kick)  
LSU -- Broussard 74-yard run (Jackson kick failed)  
IA -- Schlicher 19-yard field goal  
IA -- Simmons 4-yard run (Schlicher kick)  
LSU -- Green 22-yard pass from Russel (Jackson kick)  
LSU -- Green 3-yard pass from Russel (Russel pass failed)  
IA -- Holloway 56-yard pass from Tate (no PAT attempted)

**Attendance: 70,229**

LSU	TEAM STATISTICS	IOWA
19	First Downs	16
36-167	Rushes-Yards	29-47
228	Passing Yards	287
346	Total Offense	334
23-35-1	Passes	20-32-2
6-30.2	Punts-Average	6-49.2
1-0	Fumbles-Lost	1-0
5-42	Penalties-Yards	9-50
34:12	Possession Time	25:48

**INDIVIDUAL LEADERS****RUSHING**

IOWA: Simmons 13-35, Mickens 5-14  
LSU: Broussard 13-109, Addai 11-27

**PASSING**

IOWA: Tate 20-32-2-287  
LSU: Russell 12-15-0-128, Randall 10-15-1-89

**RECEIVING**

IOWA: Hinkel 10-93, Solomon 4-81  
LSU: Bowe 8-122, Green 6-59

**TACKLES**

IOWA: Hodge 15, Greenway 9  
LSU: Daniels 7, Turner 7

**2006 Outback Bowl**

Florida -- 31, Iowa -- 24  
 January 2, 2006, Raymond James Stadium, Tampa, Fla.

Iowa	0	7	0	17	24
Florida	7	17	7	0	31

**GAME RECAP**

Florida scored the game's first 17 points and held off a late Iowa surge to defeat the Hawkeyes 31-24 in the 2006 Outback Bowl. The Gators blocked and returned an Iowa punt for a score on Iowa's first possession to take a 7-0 advantage. Florida then added a 21-yard field goal and returned an interception 60 yards to take a 17-0 lead with 1:57 left in the first half.

Iowa scored its first points on a 20-yard touchdown pass from QB Drew Tate to WR Clinton Solomon. However, the Gators answered the Hawkeye score with a touchdown with one second left in the period to take a 24-7 halftime advantage.

Florida added a 38-yard touchdown pass for the only score of the third quarter, but Iowa rallied to score 17 fourth-quarter points to make for an exciting finish. WR Ed Hinkel caught touchdown passes of four and 14 yards from Tate, while PK Kyle Schlicher converted a 45-yard field goal to cut the Florida lead to 34-21 with 1:24 left. Iowa's comeback fell short as the Hawkeyes failed to recover an onside kick. On the previous play, Iowa recovered the onside kick, only to be flagged for an offside penalty.

Tate completed 32-55 passes for 346 yards and three scores; the 32 pass completions and 55 attempts established Iowa bowl records. Hinkel caught a team-high nine passes for 87 yards and tied an Iowa bowl record with two touchdown receptions. Damian Sims tied an Iowa bowl record with five kickoff returns for 107 yards.

Florida QB Chris Leak completed 25-40 passes for 278 yards and two TDs. Leak's two touchdown passes went to Outback Bowl MVP, WR Dallas Baker, who caught 10 passes for 147 yards.

LB Abdul Hodge amassed an Outback Bowl and Iowa bowl record 19 tackles (14 solo) to lead the Hawkeye defense. DB Antwan Allen and DB Marcus Paschal each added 10 tackles, while LB Chad Greenway recorded nine stops. Allen became the first Iowa player to start in four January bowl games.

**SCORING SUMMARY**

UF -- McColm 6-yard blocked punt return (Hetland kick)  
 UF -- Hetland 21-yard field goal  
 UF -- Brown 60-yard interception return (Hetland kick)  
 IA -- Solomon 20-yard pass from Tate (Schlicher kick)  
 UF -- Baker 24-yard pass from Leak (Hetland kick)  
 UF -- Baker 38-yard pass from Leak (Hetland kick)  
 IA -- Hinkel 4-yard pass from Tate (Schlicher kick)  
 IA -- Hinkel 14-yard pass from Tate (Schlicher kick)  
 IA -- Schlicher 45-yard field goal

**Attendance: 65,881**

IOWA	TEAM STATS	UF
23	First Downs	26
20-64	Rushes-Yards	42-169
346	Passing Yards	278
410	Total Offense	447
32-55-1	Passes	25-40-0
6-30-7	Punts-Average	3-46-3
0-0	Fumbles-Lost	1-1
8-60	Penalties-Yards	5-30
24:35	Possession Time	35:25

**INDIVIDUAL LEADERS**
**RUSHING**

IOWA: Young 13-34, Tate, 3-24  
 UF: Moore 13-88, Wynn 8-34

**PASSING**

IOWA: Tate 32-55-1-346  
 UF: Leak 25-40-0-278

**RECEIVING**

IOWA: Solomon 7-96, Chandler 7-89  
 UF: Baker 10-147, Jackson 7-76

**TACKLES**

IOWA: Hodge 19, Allen 10, Paschal 10  
 UF: Webb 10, Brown 7, Herring 7

**2006 Alamo Bowl**

Texas -- 26, Iowa -- 24  
 December 30, 2006, Alamodome, San Antonio, Texas

Texas	3	7	10	6	26
Iowa	14	0	7	3	24

**GAME RECAP**

Texas outscored Iowa 23-10 in the final three periods en route to a 26-24 Alamo Bowl victory over the Hawkeyes in front of a bowl-record 65,875 fans in the Alamodome. Iowa sprinted out of the gates, scoring touchdowns on its first two possessions. RB Albert Young scored on a one-yard run and WR Andy Brodell caught a 63-yard touchdown pass from QB Drew Tate. The 63-yard pass is the longest TD pass in Iowa bowl history.

After a Texas field goal, Iowa looked to stretch its lead to 21-3 on a nine-yard touchdown reception by TE Scott Chandler, but a flag negated the score. Texas intercepted a Tate pass in the end zone on the very next play. The Longhorns took advantage of Iowa's misfortune and turned the turnover in seven points. Iowa took a 14-10 lead into the half.

The Longhorns scored the next 10 points on a 43-yard field goal and a 72-yard touchdown pass to grab a 20-14 advantage midway through the third period. Iowa quickly answered with a four-play, 68-yard drive that culminated with a 23-yard touchdown reception by Brodell.

Texas responded with a touchdown on the following possession to go up 26-21. Iowa added a PK Kyle Schlicher 38-yard field goal late in the fourth quarter to cut the deficit to 26-24. The Longhorns became the first team to win the Alamo Bowl when trailing into the half.

Tate completed 15-25 passes for 274 yards and two touchdowns. Brodell tied an Iowa bowl record with two touchdown receptions and matched a career high with 159 receiving yards on six receptions. Furthermore, the 159 yards is an Alamo Bowl receiving record, besting Michigan's Amani Toomer's 135 yards set in 1995.

Texas QB Colt McCoy was named the Most Outstanding Offensive Player. McCoy completed 26-40 passes for 308 yards and two scores.

Four Hawkeyes recorded seven tackles or more. DB Miguel Merrick had a team-high eight tackles. DB Charles Godfrey and LB Ed Miles each were credited with seven stops.

**SCORING SUMMARY**

IA -- Young 1-yard run (Schlicher kick)  
 IA -- Brodell 63-yard pass from Tate (Schlicher kick)  
 UT -- Bailey 27-yard field goal  
 UT -- Sweed 20-yard pass from McCoy (Bailey kick)  
 UT -- Bailey 43-yard field goal  
 UT -- Charles 72-yard pass from McCoy (Bailey kick)  
 IA -- Brodell 23-yard pass from Tate (Schlicher kick)  
 UT -- Young 2-yard run (Bailey kick)  
 IA -- Schlicher 38-yard field goal

**Attendance: 65,875**

IOWA	TEAM STATS	UT
17	First Downs	17
34-89	Rushes-Yards	21-70
274	Passing Yards	308
59-363	Total Offense	61-378
15-25-1	Passes	26-40-0
5-42-4	Punts-Average	6-37-8
2-1	Fumbles-Lost	2-1
8-53	Penalties-Yards	6-60
30:56	Possession Time	29:04

**INDIVIDUAL LEADERS**
**RUSHING**

IOWA: Young 13-64, Sims, 12-26  
 UT: Charles 4-26, Shipley 1-14

**PASSING**

IOWA: Tate 15-25-1-274  
 UT: McCoy 26-40-0-308

**RECEIVING**

IOWA: Brodell 6-159, Douglas 3-40  
 UT: Finley 8-46, Cosby 7-59

**TACKLES**

IOWA: Merrick 8, Godfrey 7, Milles 7, Gabelmann 7  
 UT: Miller 11, Griffin 10, Derry 6

**2009 Outback Bowl**Iowa -- 31, South Carolina -- 10  
January 1, 2009, Raymond James Stadium, Tampa, Fla.

South Carolina	0	0	0	10	10
Iowa	14	7	10	0	31

**GAME RECAP**

Iowa forced five South Carolina turnovers and scored the game's first 31 points en route to a convincing 31-10 victory at the 2009 Outback Bowl in Raymond James Stadium. This game marked Iowa's third appearance in six years at the Outback Bowl. Iowa finished the season winning six of its last seven games and pushed its all-time bowl record to 12-10-1.

RB Shonn Greene was named the bowl's Most Valuable Player after rushing for 121 yards and three touchdowns on 29 carries. The 29 attempts, three rushing scores and 18 points are new Iowa bowl records. Greene finished his junior campaign with a school single-season record 20 rushing touchdowns and 1,850 rushing yards. Additionally, he rushed for over 100 yards in all 13 games, also an Iowa single-season record.

QB Ricky Stanzi completed 13-19 passes for 147 yards and a touchdown. He completed a six-yard touchdown to WR Trey Stross on Iowa's opening drive. Iowa's tight ends combined for seven receptions and 92 yards – Brandon Myers had four catches for 49 yards, while Tony Moeaki had three for 43 yards.

Iowa led 21-0 at halftime on two Greene one-yard runs and Stross' six-yard touchdown reception. PK Daniel Murray converted an 18-yard field goal and Greene scored his third touchdown from 11 yards out to stretch Iowa's cushion to 31-0. The Gamecocks scored the final 10 points on a 10-yard pass and a 48-yard field goal.

Defensively, Iowa collected three interceptions, which tied an Iowa bowl record, and recovered two fumbles. Four of the five South Carolina miscues came in the first 30 minutes. SS Tyler Sash tied an Outback Bowl and Iowa bowl record with two thefts. He returned the two interceptions 74 total yards, which is an Iowa bowl record. DB Bradley Fletcher recorded the other interception in the end zone and also forced a fumble. LB A. J. Edds recovered both South Carolina fumbles. LB Pat Angerer had six tackles and a sack and LB Jeremiha Hunter was credited with four tackles, including two for loss, and a pass break-up.

Iowa dominated time of possession, controlling the ball for 35:54, compared to only 24:06 for South Carolina.

**SCORING SUMMARY**

IA -- Stross, 6-yard pass from Stanzi (Murray kick)  
IA -- Greene, 1-yard run (Murray kick)  
IA -- Greene, 1-yard run (Murray kick)  
IA -- Murray, 18-yard field goal  
IA -- Greene, 11-yard run (Murray kick)  
SC -- Cook, 10-yard pass from Smelley (Succop kick)  
SC -- Succop, 48-yard field goal

**Attendance: 55,117**

SC	TEAM STATISTICS	IOWA
17	First Downs	22
14-43	Rushes-Yards	47-181
270	Passing Yards	147
64-313	Total Offense	66-328
26-50-3	Passes	13-19-2
2-42.5	Punts-Average	2-44.0
2-2	Fumbles-Lost	2-1
10-100	Penalties-Yards	6-50
24:06	Possession Time	35:54

**INDIVIDUAL LEADERS****RUSHING**

IOWA: Greene 29-121, Hampton 12-54  
SC: Garcia 5-25, Maddox 3-17

**PASSING**

IOWA: Stanzi 13-19-147  
SC: Garcia 9-18-0-79, Smelley 16-31-1-179

**RECEIVING**

IOWA: Myers 4-49, Moeaki 3-43  
SC: McKinley 6-86, Barnes 5-40

**TACKLES**

IOWA: Angerer 6, five others with four  
SC: Brinkley 11, Norwood 9, Culliver 7

**2010 FedEx Orange Bowl**Iowa -- 24, Georgia Tech -- 14  
Jan. 5, 2010, Land Shark Stadium, Miami, Fla.

Iowa	14	0	3	7	24
Georgia Tech	7	0	7	0	14

**GAME RECAP**

Iowa turned in another dominating defensive performance in defeating ninth-ranked Georgia Tech, 24-14, in the 2010 FedEx Orange Bowl. The Hawkeyes won their second straight January bowl game and evened their record at 1-1 in BCS games.

The Iowa defense limited Georgia Tech to 155 yards total offense, including just 12 passing yards. The Yellow Jackets entered the game ranked second in the nation in rushing offense. Georgia Tech was held to just 32 net yards on 20 offensive plays in the first half.

Iowa quarterback Ricky Stanzi, after missing the final two games of the regular season due to injury, completed his first eight pass attempts in leading the Hawkeyes to a 14-0 advantage in the first period. Stanzi connected with TE Tony Moeaki for a 54-yard gain to set up the first score of the game, a four-yard completion to WR Marvin McNutt.

Iowa added a second touchdown on its next possession, as Stanzi connected with WR Colin Sandeman on a 21-yard scoring play. Stanzi completed 17-29 passes for 231 yards and the two scores.

Georgia Tech used a pass interception return for its only points of the first half, leaving Iowa with a 14-7 advantage at the break. The Hawkeyes increased the advantage to 17-7 late in the third period on a 33-yard field goal by Daniel Murray.

After Tech narrowed the margin to 17-14 early in the final period, Iowa again turned to its defense. Senior LB A. J. Edds had a pass interception and the Iowa defense forced another Tech punt with 4:54 remaining. Freshman RB Brandon Wegher sealed the win with a 32-yard scoring run with 1:56 left to play.

Wegher ended the game with 113 rushing yards on 16 carries. Moeaki had 85 yards on four receptions, Sandeman had four receptions for a career-best 53 yards and Derrell Johnson-Koulianos had four receptions for 63 yards before leaving the game in the second quarter due to injury.

DE Adrian Clayborn had nine solo tackles and was named the Most Valuable Player. Senior LB Pat Angerer added 10 tackles and Clayborn had two QB sacks.

**SCORING SUMMARY**

IA -- Marvin McNutt, four-yard pass from Ricky Stanzi (Murray kick)  
IA -- Colin Sandeman, 21-yard pass from Stanzi (Murray kick)  
GT -- Jerrard Tarrant, 40-yard int. return (Blair kick)  
IA -- Daniel Murray, 33-yard field goal  
GT -- Anthony Allen, one-yard run (Blair kick)  
IA -- Brandon Wegher, 32-yard run (Murray kick)

**Attendance: 66,131**

IOWA	TEAM STATS	GA TECH
21	First Downs	9
40-172	Rushes-Yards	41-143
231	Passing Yards	12
17-29-1	Passes	2-9-1
69-403	Total Offense	50-155
4-36.0	Punts-Avg	7-49.1
2-1	Fumbles-Lost	0-0
4-25	Penalties-Yards	9-68
32:23	Possession Time	27:37

**INDIVIDUAL LEADERS****RUSHING**

IOWA: Wegher 16-113-1 TD; Robinson 14-59  
GA TECH: Dwyer 14-49; Nesbitt 20-46

**PASSING**

IOWA: Stanzi 17-29-1-2TDs  
GA TECH: Nesbitt 2-9-1

**RECEIVING**

IOWA: Moeaki 4-85; Johnson-Koulianos 4-63; Sandeman 4-53-1  
GA TECH: Dwyer 2-12

**TACKLES**

IOWA: Angerer 10; Clayborn 9  
GA TECH: Burnett 8; Tarrant 6

**2010 Insight Bowl**

Iowa 27, Missouri 24  
 Dec. 28, 2010, Sun Devil Stadium, Tempe, Ariz.

Missouri	3	7	14	0	24
Iowa	7	10	3	7	27

**GAME RECAP**

Iowa used record setting performances on both offense and defense to earn a 27-24 win over 12th-ranked Missouri in the 2010 Insight Bowl. The win was the third straight bowl victory for the Hawkeyes and the fourth of the season (in eight games) against a nationally-ranked opponent.

Freshman RB Marcus Coker was the key player for the Iowa offense, rushing 33 times for 219 yards and two touchdowns. Both the rushing attempts and yards established Iowa bowl records.

Sophomore DB Micah Hyde scored the winning points with 5:32 remaining in the game on a 72-yard interception return for a touchdown. That set an Iowa bowl record and ranks as the eighth longest return in school history.

Following Hyde's touchdown, Missouri drove to the Iowa 46 on its next possession, but a pass attempt on fourth-and-six was incomplete and Iowa's offense maintained possession for the final 2:15. Iowa ended the game at the one-yard line as time expired.

Iowa won the toss and elected to start the game on offense. Coker gave the Hawkeyes an early 7-0 advantage with a one-yard scoring run to complete the opening drive. Missouri responded with a field goal on its first drive, but Coker added a 62-yard scoring run early in the second period to give Iowa a 14-3 advantage.

The Hawkeyes added a 34-yard Mike Meyer field goal later in the period before Missouri scored on a 10-yard run to cut Iowa's halftime advantage to 17-10. Brett Greenwood's interception in the end zone ended Missouri's final drive just before halftime.

Iowa's only offensive points of the second half came midway through the third period when Meyer added a 21-yard field goal for a 20-10 advantage, capping a 93-yard scoring drive. The Tigers cut the lead to 20-17 later in the third quarter and took their first advantage at 24-20 with under a minute left in the period.

Hyde's interception return, the fourth for the Hawkeyes in 13 games, was the only scoring in the final quarter.

Stanzi complemented Coker's rushing effort by completing 11-21 passes for 200 yards. Colin Sandeman (4-44) and Reisner (3-50) led Iowa's receivers.

The Iowa defense was led by Greenwood, who collected 11 tackles to go with his second quarter interception. DB Shaun Prater added nine tackles and LB James Morris had seven. DL Karl Klug and DL Christian Ballard each collected a QB sack.

**SCORING SUMMARY**

IA -- Marcus Coker, one-yard run (Mike Meyer kick)  
 MIZZOU -- Grant Ressel, 23-yard field goal  
 IA -- Marcus Coker, 62-yard run (Mike Meyer kick)  
 IA -- Mike Meyer, 34-yard field goal  
 MIZZOU -- Henry Josey, 10-yard run (Grant Ressel kick)  
 IA -- Mike Meyer, 21-yard field goal  
 MIZZOU -- Blaine Gabbert, seven-yard run (Grant Ressel kick)  
 MIZZOU -- Michael Egnew, three-yard pass from B. Gabbert (G. Ressel kick)  
 IA -- Micah Hyde, 72-yard interception return (Mike Meyer kick)

Attendance: 53,453

MIZZOU	TEAM STATS	IOWA
24	Score	27
32	First Downs	19
29-78	Rushes-Yards	37-225
434	Passing Yards	200
41-57-2	Passes	11-21-2
86-512	Total Offense	58-425
4-42.0	Punts-Avg.	3-44.7
3-0	Fumbles-Lost	0-0
5-48	Penalties-Yards	3-19
29:49	Possession Time	30:11

**INDIVIDUAL LEADERS**
**RUSHING**

IOWA: Coker 33-219; Stanzi 2-9  
 MIZZOU: Lawrence 6-40; Moore 6-32

**PASSING**

IOWA: Stanzi 11-21-200  
 MIZZOU: Gabbert 41-57-2-434

**RECEIVING**

IOWA: Sandeman 4-44; Reisner 3-50  
 MIZZOU: Moe 15-152; Jackson 9-129

**TACKLES**

IOWA: Greenwood 11; Prater 9  
 MIZZOU: Ebner 9; Jackson 7; Rutland 7

**2011 Insight Bowl**

Oklahoma 31, Iowa 14  
 Dec. 30, 2011, Sun Devil Stadium, Tempe, Ariz.

Iowa	0	0	0	14	14
Oklahoma	7	7	7	10	31

**GAME RECAP**

Iowa rallied in the second half, closing to within a touchdown with 6:56 remaining, but 14th-ranked Oklahoma controlled the ball over the second half of the final period in recording a 31-14 win at the 2011 Insight Bowl.

Oklahoma built a 21-0 advantage before Iowa got its offense going in the second half. Iowa used a 16-play drive that consumed 7:50, scoring on a 5-yard pass from QB James Vandenberg to TE C. J. Fiedorowicz on the second play of the final quarter.

After holding Oklahoma to three plays on consecutive possessions, the Iowa offense drove 78 yards in 12 plays, cutting the deficit to 21-14 on a 9-yard pass from Vandenberg to RB Jordan Canzeri. Oklahoma was able to drive to the Iowa 21 before adding a field goal with 2:33 remaining for a 24-14 advantage. After Iowa failed on a fourth down attempt, the Sooners added a final touchdown in the closing minute of play.

Oklahoma took a 7-0 lead in the first period, covering five yards in two plays following a pass interception. Oklahoma's only extended offensive drive of the second quarter covered 66 yards in 13 plays as the Sooners led 14-0 at halftime.

Iowa's defense held the Sooners to just 89 yards total offense in the first half. Oklahoma, which entered the game ranked fourth in the nation in total offense, was held to 275 yards total offense, its lowest output of the season.

Vandenberg completed 23-44 passes for 216 yards and two scores, with one interception. Canzeri led Iowa's ground attack with 58 yards on 22 carries and he added six pass receptions for 28 yards and a touchdown. WR Marvin McNutt, Jr. recorded four receptions for 46 yards. He tied Iowa's single-season reception record with 82 catches in 13 games.

The Iowa defense was led by senior LB Tyler Nielsen with eight tackles, while LB Christian Kirksey added seven. Senior DT Mike Daniels recorded three tackles for loss and two QB sacks among his five tackles and senior DE Broderick Binns recorded Iowa's only pass interception.

**SCORING SUMMARY**

OU -- Blake Bell, 4-yard run (Mike Hunnicutt kick)  
 OU -- Blake Bell, 4-yard run (Mike Hunnicutt kick)  
 OU -- Trent Ratterree, 3-yard pass from Landry Jones (Mike Hunnicutt kick)  
 IA -- C. J. Fiedorowicz, 5-yard pass from James Vandenberg (Mike Meyer kick)  
 IA -- Jordan Canzeri, 9-yard pass from James Vandenberg (Mike Meyer kick)  
 OU -- Mike Hunnicutt, 35-yard field goal  
 OU -- Blake Bell, 21-yard run (Mike Hunnicutt kick)

Attendance: 54,247

IOWA	TEAM STATS	OU
14	Score	31
21	First Downs	16
37-76	Rushes-Yards	37-114
216	Passing Yards	161
23-45-2	Passes	16-25-1
82-292	Total Offense	62-275
6-44.3	Punts-Avg.	6-50.3
1-0	Fumbles-Lost	0-0
6-36	Penalties-Yards	6-45
33:14	Possession Time	26:46

**INDIVIDUAL LEADERS**
**RUSHING**

IOWA: Canzeri 22-58; White 4-20  
 OU: Bell 10-51-3 TDs; Clay 9-44

**PASSING**

IOWA: Vandenberg 23-44-1-216-2 TDs  
 OU: Jones 16-25-1-161-1 TD

**RECEIVING**

IOWA: Canzeri 6-28-1 TD; Davis 5-76; McNutt, Jr. 4-46  
 OU: Jackson 3-45; Stills 3-31

**TACKLES**

IOWA: Nielsen 8; Kirksey 7  
 OU: Jefferson 7; Fleming 7



## 2014 Outback Bowl

LSU 21, Iowa 14

Jan. 1, 2014, Outback Bowl, Raymond James Stadium, Tampa, Fla.

Iowa	0	0	7	7	14
LSU	7	7	0	7	21

## GAME RECAP

No. 14 LSU scored 14-first-half points and ultimately held on to defeat Iowa, 21-14, at the 2014 Outback Bowl in Tampa.

The Tigers drove 77 yards on the first possession of the game to grab a 7-0 advantage. It marked the first offensive touchdown allowed in the opening period by Iowa since the season opener against Northern Illinois (Aug. 31).

In the second quarter, LSU capitalized on a Kevonte Martin-Manley fumbled punt at the 39-yard line, scoring seven plays later on a 14-yard rush to take a 14-0 halftime lead.

John Lowdermilk provided a spark in the third quarter, intercepting QB Anthony Jennings and returning his first career theft 71 yards to the 1-yard line. The 71-yard interception return is the 12th-longest in school history. Three plays later RB Mark Weisman scored on a 2-yard rush to cut the deficit to 14-7.

Midway through the fourth quarter, Iowa marched inside the LSU red zone, but a fourth down interception at the LSU 8-yard line thwarted a game-tying scoring drive.

LSU scored its third touchdown on a Jeremy Hill 37-yard rush, his second score of the game, with 1:50 left to play.

Iowa's Jordon Cotton returned the ensuing kickoff a career-long 96 yards to the LSU 4-yard line. The 96-yard kickoff return is the eighth-longest return in school history and longest non-touchdown kickoff return in Iowa annals. Two plays later, QB C.J. Beathard connected with Martin-Manley in the end zone for a 4-yard touchdown for the final score. Iowa was unable to recover the ensuing onside kick.

QB Jake Rudock completed 9-of-22 passes for 102 yards before leaving in the third period due to injury. Beathard completed 4-of-7 passes for 55 yards and a score.

Weisman rushed 18 times for 37 yards, while TE C.J. Fiedorowicz caught a game-high four passes for 46 yards.

Cotton's 42.7 kickoff return average on three attempts broke the Outback Bowl record for kickoff return average.

Iowa's defense did a good job containing Jennings and the LSU offense, collecting seven tackles for loss, including four sacks, and an interception. LB James Morris recorded eight tackles and reached 400 career tackles in his career -- becoming only the sixth Hawkeye to accomplish that feat.

## SCORING SUMMARY

LSU -- Anthony Jennings, 2-yard run (Delahoussaye kick)

LSU -- Jeremy Hill, 14-yard run (Delahoussaye kick)

IA -- Mark Weisman, 2-yard run (Meyer kick)

LSU -- Jeremy Hill, 37-yard run (Delahoussaye kick)

IA -- Kevonte Martin-Manley, 4-yard pass from C.J. Beathard (Meyer kick)

Attendance: 51,296

IOWA	TEAM STATS	LSU
11	First Downs	15
37-76	Rushes-Yards	51-220
157	Passing Yards	82
13-30-2	Com-Att-Int	7-20-1
67-233	Total Offense	71-302
7-40.3	Punts-Avg.	10-46.9
2-1	Fumbles-Lost	0-0
2-10	Penalties-Yards	6-53
25:06	Possession Time	34:54

## INDIVIDUAL LEADERS

## RUSHING

IOWA: Weisman 18-37; Canzeri 7-34

LSU: Hill 28-216

## PASSING

IOWA: Rudock 9-22-102, 1 INT; Beathard 4-7-55, 1 TD

LSU: Jennings 7-19-82, 1 INT

## RECEIVING

IOWA: Fiedorowicz 4-46; Duzey 3-58

LSU: Odell 2-35; Jarvis 2-21

## TACKLES

IOWA: Kirksey 10; Morris 8

LSU: Loston 6; Welter 6; Mills 6

## Kinnick Stadium Wall of Honor

The University of Iowa Athletics Department established the "Kinnick Stadium Wall of Honor" prior to the start of the 2013 season.

Nine former Hawkeyes have their name and jersey number displayed on the lowest ribbon adjacent the letters of the Paul W. Brechler Press Box. The numbers coincide with the jersey number each player wore their senior season.

To be considered for inclusion on the Kinnick Stadium Wall of Honor, former UI football players must be a member of the UI Varsity Club Hall of Fame, and meet one of the following three criteria:

1. Member of both the National Football Foundation College Football Hall of Fame and the Helms Athletic Foundation Hall of Fame\*
2. Member of one of the two above mentioned nationally recognized Halls of Fame, and a consensus All-American
3. Two-time Consensus All-American

*\*The Helms Athletic Foundation is no longer active, rendering it invalid for future consideration.*

**#1 – Aubrey Devine (1919-21):** Devine won the Big Ten Conference Medal for Excellence in athletics and academics, and was quarterback and captain of Iowa's 1921 Big Ten championship team. He led the Hawkeyes in rushing, passing, and scoring in 1919 and 1920. He drop-kicked a field goal to beat Notre Dame, 10-7, in 1921, as Iowa earned a share of its first mythical national championship.

**#25 – Randy Duncan (1956-58):** Duncan won Big Ten and Iowa MVP honors when he led the Hawkeyes to a Rose Bowl title in 1959. He finished second in the 1958 Heisman Trophy balloting. Duncan was a two-time all-conference pick, earned Walter Camp and Player of the Year honors from three organizations, and was the No. 1 pick in the 1958 NFL draft. Iowa shared the mythical national title in both 1956 and 1958, while also earning the Grantland Rice Award in 1958, symbolic of the national football championship.

**#62 – Calvin Jones (1953-55):** Jones was named to 22 All-America teams in his career and in 1955 was named winner of the Outland Trophy, awarded to the nation's top interior lineman. He was Iowa's first two-time consensus All-American, and his No. 62 jersey is one of only two numbers retired by the Hawkeyes.

**#77 – Alex Karras (1956-57):** Karras was a Rose Bowl champion and a consensus All-American in 1957. He was the first two-time AP All-American in Iowa history and a winner of the Outland Trophy, awarded to the nation's top interior lineman. Karras was Heisman Trophy runner-up in 1957, and a member of the inaugural class of the Iowa Lettermen's Club Hall of Fame.

**#24 – Nile Kinnick (1937-39):** Kinnick won the only Heisman Trophy in school history when he swept the Heisman, Maxwell and Walter Camp awards in 1939. He was the Big Ten MVP for Iowa's legendary 1939 Ironmen team. He was a Phi Beta Kappa scholar and senior class president, his No. 24 jersey is one of two retired numbers at Iowa, and in 1972 the Hawkeyes' stadium was named in his honor.

**#1 – Gordon Locke (1920-22):** Locke primarily played fullback during his Hawkeye career, but in 1922 he was a Walter Camp first team All-America quarterback, and he's listed as a defensive back on Iowa's all-time football team. He scored 72 points as a senior to set a then-Big Ten record, and was awarded the Big Ten Medal of Honor (1923).

**#16 – Chuck Long (1982-85):** Long quarterbacked the Hawkeyes to the 1986 Rose Bowl, the same year he became the first player in NCAA history to pass for more than 10,000 career yards. He finished runner-up in the closest Heisman Trophy contest in the award's history in 1985, and previously held the NCAA record for consecutive completions with 22 at Indiana (1984). Long was named a first team All-Big Ten performer three times, including 1985 when he was named conference MVP.

**#15 – Duke Slater (1918-21):** Fred "Duke" Slater was a seven-time letterman at the University of Iowa, competing in football and track from 1918-21. He was an All-Big Ten tackle for the Hawkeyes from 1919-21, and an All-America track and field athlete from 1920-21. He is a member of Iowa's all-time team. In 1928, Slater earned his law degree from the University of Iowa, and in 1951 he became the first black player inducted into the inaugural College Football Hall of Fame.

**#36 – Larry Station (1982-85):** Station was named a consensus All-American in 1984 and 1985, becoming just the second Hawkeye in program history to earn multiple honors. He is the only player in school history to lead the team in tackles four times, and in 1985 finished his career with the all-time tackles record (492). Station started the final 42 games of his career, earned All-America mention in each of his four seasons, and is a linebacker on Iowa's all-time football team. He was a finalist for the Lombardi and Butkus awards in 1985, and was a three-time first team All-Big Ten honoree. He is Iowa's most recent induction into the College Football Hall of Fame.

## Team Records

## Rushing

Attempts _____	55 vs. California ('59 Rose)
Yards _____	429 vs. California ('59 Rose)
Touchdowns _____	5 vs. California ('59 Rose)

Attempts \_\_\_\_\_ 33, Marcus Coker vs. Missouri ('10 Insight)  
Yards \_\_\_\_\_ 219 Marcus Coker vs. Missouri ('10 Insight)  
Touchdowns \_\_\_\_\_ 3, Shonn Greene vs. South Carolina ('09 Outback)

## Passing

Attempts \_\_\_\_\_ 55, Drew Tate vs. Florida ('06 Outback)  
 Completions \_\_\_\_\_ 32, Drew Tate vs. Florida ('06 Outback)  
 Yards \_\_\_\_\_ 461, Chuck Long vs. Texas ('84 Freedom)  
 Touchdowns \_\_\_\_\_ 6, Chuck Long vs. Texas ('84 Freedom)

Attempts _____	55 vs. Florida ('06 Outback)
Completions _____	32 vs. Florida ('06 Outback)
Yards _____	469 vs. Texas ('84 Freedom)
Touchdowns _____	6 vs. Texas ('84 Freedom)

### Total Offense

Plays \_\_\_\_\_ 58, Drew Tate vs. Florida ('06 Outback)  
Yards \_\_\_\_\_ 481, Chuck Long vs. Texas ('84 Freedom)  
Touchdowns \_\_\_\_\_ 6, Chuck Long vs. Texas ('84 Freedom)

Plays \_\_\_\_\_ 82 vs. Oklahoma ('11 Insight)  
Yards \_\_\_\_\_ 560 vs. Texas ('84 Freedom)

## Scoring

Catches \_\_\_\_\_ 11, Ronnie Harmon vs. UCLA ('86 Rose)  
Yards \_\_\_\_\_ 168, Dave Moritz vs. Tennessee ('82 Peach)  
Touchdowns \_\_\_\_\_ 2, Andy Brodell vs. Texas ('06 Alamo)  
2, Ed Hinkel vs. Florida ('06 Outback)  
2, Deven Harberts N.C. State ('88 Peach)  
2, Jonathan Hayes vs. Texas ('84 Freedom)  
2, Ronnie Harmon vs. Tennessee ('82 Peach)

Touchdowns \_\_\_\_\_ 7 vs. Texas ('84 Freedom)  
PATs \_\_\_\_\_ 7 vs. Texas ('84 Freedom)  
Field Goals \_\_\_\_\_ 5 vs. Washington ('95 Sun)  
Points \_\_\_\_\_ 55 vs. Texas ('84 Freedom)

## Defense

Touchdowns \_\_\_\_\_ 3, Shonn Greene vs. South Carolina ('09 Outback)  
Points \_\_\_\_\_ 18, Shonn Greene vs. South Carolina ('09 Outback)

Fewest Points Allowed 0 vs. Texas Tech ('96 Alamo)  
 Lowest Total Offense \_ 155 vs. Georgia Tech ('10 Orange)  
 Fewest Rushing Total \_ 43 vs. South Carolina ('09 Outback)  
 43 vs. Wyoming ('87 Holiday)  
 Fewest Passing Yards \_ 12 vs. Georgia Tech ('10 Orange)  
 Total Turnovers \_\_\_\_\_ 7 vs. N. C. State ('88 Peach)  
 Interceptions \_\_\_\_\_ 3 vs. South Carolina ('09 Outback)  
 3 vs. Texas Tech ('01 Alamo)  
 Fumble Recoveries 5 vs. N. C. State ('88 Peach)

## Longest Plays

Most Tackles _____	19, Abdul Hodge vs. Florida ('06 Outback)
Most Tackles for Loss _____	7, Sean Ridley vs. Wyoming ('87 Holiday)
Most QB Sacks _____	2.5 Jonathan Babineaux vs. LSU ('05 Capital One) Abdul Hodge vs. LSU ('05 Capital One)
Interceptions _____	2, Tyler Sash vs. South Carolina ('09 Outback) 2, Devon Mitchell vs. Florida ('83 Gator) 2, Tork Hook vs. N.C. State ('88 Peach)
Interception Yards _____	74, Tyler Sash vs. South Carolina ('09 Outback)

Run \_\_\_\_\_ 81 yards, Bob Jeter vs. California ('59 Rose)  
 Pass Completion \_\_\_\_\_ 66 yards, Matt Rodgers to Danan Hughes  
 vs. Washington ('91 Rose)  
 Touchdown Reception \_\_\_\_\_ 63 yards, Drew Tate to Andy Brodell  
 vs. Texas ('06 Alamo)  
 Kickoff Return \_\_\_\_\_ 100 yards, C.J. Jones vs. USC ('03 Orange)  
 Punt Return \_\_\_\_\_ 32 yards, Collins Hagler vs. Oregon State ('57 Rose)  
 Interception Return \_\_\_\_\_ 72 yards, Micah Hyde vs. Missouri ('10 Insight)  
 Fumble Return \_\_\_\_\_ 25 yards, Bill Happel vs. Oregon State ('57 Rose)  
 Punt \_\_\_\_\_ 76 yards, Jason Baker vs. Arizona State ('97 Sun)  
 Field Goal \_\_\_\_\_ 52 yards, Rob Houghtlin vs. UCLA ('86 Rose)

## Hawkeyes Set Records in Bowl Games

Kickoff returner C.J. Jones (2003) set an Orange Bowl record when he returned the opening kickoff 100 yards for a touchdown against Southern California in the 2003 Orange Bowl.

Made \_\_\_\_\_ 7, Tom Nichol vs. Texas ('84 Freedom)  
Attempted \_\_\_\_\_ 7, Tom Nichol vs. Texas ('84 Freedom)

Kickoff returner Jordan Cotton set an Outback Bowl record for KO return average when he averaged 42.7 yards (3 for 128 yards) per return in the 2014 Outback Bowl vs. LSU.

Made \_\_\_\_\_ 4, Nate Kaeding vs. Texas Tech ('01 Alamo)  
Attempted \_\_\_\_\_ 5, Nate Kaeding vs. Texas Tech ('01 Alamo)

Linebacker Abdul Hodge broke the Outback Bowl record for most tackles when he registered 19 against Florida in 2006.

Number \_\_\_\_\_ 8, Nick Gallery vs. California ('93 Alamo)  
8, Jason Baker vs. Arizona State ('97 Sun)  
Yards \_\_\_\_\_ 391, Jason Baker vs. Arizona State ('97 Sun)  
Average \_\_\_\_\_ 52.0, Nick Gallery vs. Texas Tech ('96 Alamo)

Punters Nick Gallery (1996) and Jason Baker (1997) established bowl records for longest punt in two of Iowa's bowl games. Gallery had a 59-yard punt in the 1996 Alamo Bowl and Baker had a 76-yard punt in the 1997 Sun Bowl.

Number \_\_\_\_\_ 4, Ramon Ochoa vs. Florida ('04 Outback)  
4, Tim Dwight vs. Arizona State ('97 Sun)  
Yards \_\_\_\_\_ 50, Ramon Ochoa vs. Florida ('04 Outback)  
Average (min. 3 ret.) 12.5, Ramon Ochoa vs. Florida ('04 Outback)

## Kickoff Returns

Number \_\_\_\_\_ 5, Damian Sims vs. Texas ('06 Outback)  
5, Kevin Harmon vs. UCLA ('86 Rose)  
Yards \_\_\_\_\_ 169, C.J. Jones vs. USC ('03 Orange)  
Average \_\_\_\_\_ 42.7, Jordan Cotton vs. LSU ('14 Outback)



Following is a year-by-year listing of final football rankings that have included the University of Iowa.

### Associated Press

#### 1939

1. Texas A&M
2. Tennessee
3. Southern California
4. Cornell
5. Tulane
6. Missouri
7. UCLA
8. Duke
9. **IOWA**
10. Duquesne
11. Boston College
12. Clemson
13. Notre Dame
14. Santa Clara
15. Ohio State
16. Georgia Tech
17. Fordham
18. Nebraska
19. Oklahoma
20. Michigan

#### 1953

1. Maryland
2. Notre Dame
3. Michigan State
4. Oklahoma
5. UCLA
6. Rice
7. Illinois
8. Georgia Tech
9. **IOWA**
10. West Virginia
11. Texas
12. Texas Tech
13. Alabama
14. Army
15. Wisconsin
16. Kentucky
17. Auburn
18. Duke
19. Stanford
20. Michigan

#### 1956

1. Oklahoma
2. Tennessee
3. **IOWA**
4. Georgia Tech
5. Texas A&M
6. Miami (FL)
7. Michigan
8. Syracuse
9. Michigan State
10. Oregon State
11. Baylor
12. Minnesota
13. Pittsburgh
14. Texas Christian
15. Ohio State
16. Navy
17. George Washington
18. Southern California
19. Clemson
20. Colorado

#### 1957

1. Auburn
2. Ohio State
3. Michigan State
4. Oklahoma
5. Navy
6. **IOWA**
7. Mississippi
8. Rice
9. Texas A&M
10. Notre Dame
11. Texas
12. Arizona State
13. Tennessee
14. Mississippi State
15. North Carolina State
16. Duke
17. Florida
18. Army
19. Wisconsin
20. Virginia Military

#### 1958

1. Louisiana State
2. **IOWA**
3. Army
4. Auburn
5. Oklahoma
6. Air Force
7. Wisconsin
8. Ohio State
9. Syracuse
10. Texas Christian
11. Mississippi
12. Clemson
13. Purdue
14. Florida
15. South Carolina
16. California
17. Notre Dame
18. Southern Methodist
19. Oklahoma State
20. Rutgers

#### 1960

1. Minnesota
2. Mississippi
3. **IOWA**
4. Navy
5. Missouri
6. Washington
7. Arkansas
8. Ohio State
9. Alabama
10. Duke
11. Kansas
12. Baylor
13. Auburn
14. Yale
15. Michigan State
16. Penn State
17. New Mexico State
18. Florida
19. Syracuse
20. Purdue

#### 1981

1. Clemson
2. Texas
3. Penn State
4. Pittsburgh
5. Southern Methodist
6. Georgia
7. Alabama

8. Miami (FL)
9. North Carolina
10. Washington
11. Nebraska
12. Michigan
13. Brigham Young
14. Southern California
15. Ohio State
16. Arizona State
17. West Virginia
18. **IOWA**
19. Missouri
20. Oklahoma

#### 1983

1. Miami (FL)
2. Nebraska
3. Auburn
4. Georgia
5. Texas
6. Florida
7. Brigham Young
8. Michigan
9. Ohio State
10. Illinois
11. Clemson
12. Southern Methodist
13. Air Force
14. **IOWA**
15. Alabama
16. West Virginia
17. UCLA
18. Pittsburgh
19. Boston College
20. East Carolina

#### 1984

1. Brigham Young
2. Washington
3. Florida
4. Nebraska
5. Boston College
6. Oklahoma
7. Oklahoma State
8. Southern Methodist
9. UCLA
10. Southern California
11. South Carolina
12. Maryland
13. Ohio State
14. Auburn
15. Louisiana State
16. **IOWA**
17. Florida State
18. Miami (FL)
19. Kentucky
20. Virginia

#### 1985

1. Oklahoma
2. Michigan
3. Penn State
4. Tennessee
5. Florida
6. Texas A&M
7. UCLA
8. Air Force
9. Miami (FL)
10. **IOWA**
11. Nebraska
12. Arkansas
13. Alabama
14. Ohio State
15. Florida State

16. Brigham Young
17. Baylor
18. Maryland
19. Georgia Tech
20. Louisiana State

#### 1986

1. Penn State
2. Miami (FL)
3. Oklahoma
4. Arizona State
5. Nebraska
6. Auburn
7. Ohio State
8. Michigan
9. Alabama
10. Louisiana State
11. Arizona
12. Baylor
13. Texas A&M
14. UCLA
15. Arkansas
16. **IOWA**
17. Clemson
18. Washington
19. Boston College
20. Virginia Tech

#### 1987

1. Miami (FL)
2. Florida State
3. Oklahoma
4. Syracuse
5. Louisiana State
6. Nebraska
7. Auburn
8. Michigan State
9. UCLA
10. Texas A&M
11. Oklahoma State
12. Clemson
13. Georgia
14. Tennessee
15. South Carolina
16. **IOWA**
17. Notre Dame
18. Southern California
19. Michigan
20. Arizona State

#### 1990

1. Colorado
2. Georgia Tech
3. Miami (FL)
4. Florida State
5. Washington
6. Notre Dame
7. Michigan
8. Tennessee
9. Clemson
10. Houston
11. Penn State
12. Texas
13. Florida
14. Louisville
15. Texas A&M
16. Michigan State
17. Oklahoma
18. **IOWA**
19. Auburn
20. Southern California
21. Mississippi
22. Brigham Young
23. Virginia

24. Nebraska
25. Illinois

#### 1991

1. Miami (FL)
2. Washington
3. Penn State
4. Florida State
5. Alabama
6. Michigan
7. Florida
8. California
9. East Carolina
10. **IOWA**
11. Syracuse
12. Texas A&M
13. Notre Dame
14. Tennessee
15. Nebraska
16. Oklahoma
17. Georgia
18. Clemson
19. UCLA
20. Colorado
21. Tulsa
22. Stanford
23. Brigham Young
24. North Carolina State
25. Air Force

#### 1995

1. Nebraska
2. Florida
3. Tennessee
4. Florida State
5. Colorado
6. Ohio State
7. Kansas State
8. Northwestern
9. Kansas
10. Virginia Tech
11. Notre Dame
12. Southern Cal
13. Penn State
14. Texas
15. Texas A&M
16. Virginia
17. Michigan
18. Oregon
19. Syracuse
20. Miami
21. Alabama
22. Auburn
23. Texas Tech
24. Toledo
25. **IOWA**

#### 1996

1. Florida
2. Ohio State
3. Florida State
4. Arizona State
5. Brigham Young
6. Nebraska
7. Penn State
8. Colorado
9. Tennessee
10. North Carolina
11. Alabama
12. LSU
13. Virginia Tech
14. Miami (FL)
15. Northwestern
16. Washington

17. Kansas State
- 18. IOWA**
19. Notre Dame
20. Michigan
21. Syracuse
22. Wyoming
23. Texas
24. Auburn
25. Army

**2002**

1. Ohio State
2. Miami (FL)
3. Georgia
4. USC
5. Oklahoma
6. Texas
7. Kansas State
- 8. IOWA**
9. Michigan
10. Washington State
11. Alabama
12. North Carolina State
13. Maryland
14. Auburn
15. Boise State
16. Penn State
17. Notre Dame
18. Virginia Tech
19. Pittsburgh
20. Colorado
21. Florida State
22. Virginia
23. Texas Christian
24. Marshall
25. West Virginia

**2003**

1. Southern Cal
2. Louisiana State
3. Oklahoma
4. Ohio State
5. Miami
6. Michigan
7. Georgia
- 8. IOWA**
9. Washington State
10. Miami, OH
11. Florida State
12. Texas
13. Mississippi
14. Kansas State
15. Tennessee
16. Boise State
17. Maryland
18. Purdue
19. Nebraska
20. Minnesota
21. Utah
22. Clemson
23. Bowling Green
24. Florida
25. Texas Christian

**2004**

1. Southern Cal
2. Auburn
3. Oklahoma
4. Utah
5. Texas
6. Louisville
7. Georgia
- 8. IOWA**
9. California

10. Virginia Tech
11. Miami
12. Boise State
13. Tennessee
14. Michigan
15. Florida State
16. LSU
17. Wisconsin
18. Texas Tech
19. Arizona State
20. Ohio State
21. Boston College
22. Fresno State
23. Virginia
24. Navy
25. Pittsburgh

**2008**

1. Florida
2. Utah
3. USC
4. Texas
5. Oklahoma
6. Alabama
7. TCU
8. Penn State
9. Ohio State
10. Oregon
11. Boise State
12. Texas Tech
13. Georgia
14. Mississippi
15. Virginia Tech
16. Oklahoma State
17. Cincinnati
18. Oregon State
19. Missouri
- 20. IOWA**
21. Florida State
22. Georgia Tech
23. West Virginia
24. Michigan State
25. BYU

**2009**

1. Alabama
2. Texas
3. Florida
4. Boise State
5. Ohio State
6. TCU
- 7. IOWA**
8. Cincinnati
9. Penn State
10. Virginia Tech
11. Oregon
12. Brigham Young
13. Georgia Tech
14. Nebraska
15. Pittsburgh
16. Wisconsin
17. LSU
18. Utah
19. Miami, FL
20. Mississippi
21. Texas Tech
22. USC
23. Central Michigan
24. West Virginia
25. Clemson

**United Press  
International**
**1939**

Not available, Iowa was ranked 9th

**1953**

1. Maryland
2. Notre Dame
3. Michigan State
4. UCLA
5. Oklahoma
6. Rice
7. Illinois
8. Texas
9. Georgia Tech
- 10. IOWA**
11. Alabama
12. Texas Tech
13. West Virginia
14. Wisconsin
15. Kentucky
16. Army
17. Stanford
18. Duke
19. Michigan
20. Ohio State

**1955**

1. Oklahoma
2. Michigan State
3. Maryland
4. UCLA
5. Ohio State
6. Texas Christian
7. Georgia Tech
8. Auburn
9. Notre Dame
10. Mississippi
11. Pittsburgh
12. Southern Cal
13. Michigan
14. Texas A&M
15. Army
16. Duke
17. West Virginia
18. Miami (FL)
- 19. IOWA**
20. Navy
20. Stanford
20. Miami (OH)

**1956**

1. Oklahoma
2. Tennessee
- 3. IOWA**
4. Georgia Tech
5. Texas A&M
6. Miami (FL)
7. Michigan
8. Syracuse
9. Minnesota
10. Michigan State
11. Baylor
12. Pittsburgh
13. Oregon State
14. Texas Christian
15. Southern California
16. Wyoming
17. Yale
18. Colorado
19. Navy
20. Duke

**1957**

1. Ohio State
2. Auburn
3. Michigan State
4. Oklahoma
- 5. IOWA**
6. Navy
7. Rice
8. Mississippi
9. Notre Dame
10. Texas A&M
11. Texas
12. Arizona State
13. Army
14. Duke
15. Wisconsin
16. Tennessee
17. Oregon
18. Clemson
19. UCLA
20. North Carolina State

**1958**

1. Louisiana State
- 2. IOWA**
3. Army
4. Auburn
5. Oklahoma
6. Wisconsin
7. Ohio State
8. Air Force
9. Texas Christian
10. Syracuse
11. Purdue
12. Mississippi
13. Clemson
14. Notre Dame
15. Florida
16. California
17. Northwestern
18. Southern Methodist

\* - Only 18 teams ranked

**1960**

1. Minnesota
- 2. IOWA**
3. Mississippi
4. Missouri
5. Washington
6. Navy
7. Arkansas
8. Ohio State
9. Kansas
9. Alabama
11. Duke
12. Baylor
13. Michigan State
14. Auburn
15. Purdue
16. Florida
17. Texas
18. Yale
19. New Mexico State
20. Tennessee

**1981**

1. Clemson
2. Pittsburgh
3. Penn State
4. Texas
5. Georgia
6. Alabama
7. Washington
8. North Carolina

9. Nebraska
10. Michigan
11. Brigham Young
12. Ohio State
13. Southern Cal
14. Oklahoma
- 15. IOWA**
16. Arkansas
17. Mississippi State
18. West Virginia
19. Southern Mississippi
20. Missouri

**1983**

1. Miami (FL)
2. Nebraska
3. Auburn
4. Georgia
5. Texas
6. Florida
7. Brigham Young
8. Ohio State
9. Michigan
10. Illinois
11. Southern Methodist
12. Alabama
13. UCLA
- 14. IOWA**
15. Air Force
16. West Virginia
17. Penn State
18. Oklahoma State
19. Pittsburgh
20. Boston College

**1984**

1. Brigham Young
2. Washington
3. Nebraska
4. Boston College
5. Oklahoma State
6. Oklahoma
7. Florida
8. Southern Methodist
9. Southern Cal
10. UCLA
11. Maryland
12. Ohio State
13. South Carolina
14. Auburn
- 15. IOWA**
16. Louisiana State
17. Virginia
18. West Virginia
19. Kentucky
20. Florida State

**1985**

1. Oklahoma
2. Michigan
3. Penn State
4. Tennessee
5. Air Force
6. UCLA
7. Texas A&M
8. Miami (FL)
- 9. IOWA**
10. Nebraska
11. Ohio State
12. Arkansas
13. Florida State
14. Alabama
15. Baylor
16. Fresno State



17. Brigham Young
18. Georgia Tech
19. Maryland
20. Louisiana State

**1986**

1. Penn State
2. Miami (FL)
3. Oklahoma
4. Nebraska
5. Arizona State
6. Ohio State
7. Michigan
8. Auburn
9. Alabama
10. Arizona
11. Louisiana State
12. Texas A&M
13. Baylor
14. UCLA
15. **IOWA**
16. Arkansas
17. Washington
18. Boston College
19. Clemson
20. Florida State

**1987**

1. Miami (FL)
2. Florida State
3. Oklahoma
4. Syracuse
5. Louisiana State
6. Nebraska
7. Auburn
8. Michigan State
9. Texas A&M
10. Clemson
11. UCLA
12. Oklahoma State
13. Tennessee
14. Georgia
15. South Carolina
16. **IOWA**
17. Southern California
18. Michigan
19. Texas
20. Indiana

**1990**

1. Georgia
2. Colorado
3. Miami (FL)
4. Florida State
5. Washington
6. Notre Dame
7. Tennessee
8. Michigan
9. Clemson
10. Penn State
11. Texas
12. Louisville
13. Texas A&M
14. Michigan State
15. Virginia
16. **IOWA**
17. Nebraska
18. Brigham Young
19. Auburn
20. San Jose State
21. Syracuse
22. Southern Cal
23. Mississippi
24. Illinois
25. Virginia Tech

**USA Today  
Coaches Poll****1991**

1. Washington
2. Miami (FL)
3. Penn State
4. Florida State
5. Alabama
6. Michigan
7. California
8. Florida
9. East Carolina
10. **IOWA**
11. Syracuse
12. Notre Dame
13. Texas A&M
14. Oklahoma
15. Tennessee
16. Nebraska
17. Clemson
18. UCLA
19. Georgia
20. Colorado
21. Tulsa
22. Stanford
23. Brigham Young
24. Air Force
25. North Carolina State

**1995**

1. Nebraska
2. Tennessee
3. Florida
4. Colorado
5. Florida State
6. Kansas State
7. Northwestern
8. Ohio State
9. Virginia Tech
10. Kansas
11. Southern Cal
12. Penn State
13. Notre Dame
14. Texas
15. Texas A&M
16. Syracuse
17. Virginia
18. Oregon
19. Michigan
20. Texas Tech
21. Auburn
22. **IOWA**
23. East Carolina
24. Toledo
25. Louisiana State

**1996**

1. Florida
2. Ohio State
3. Florida State
4. Arizona State
5. Brigham Young
6. Nebraska
7. Penn State
8. Colorado
9. Tennessee
10. North Carolina
11. Alabama
12. Virginia Tech
13. Louisiana State
14. Miami (FL)
15. Washington
16. Northwestern
17. Kansas State

18. **IOWA**
19. Syracuse
20. Michigan
21. Notre Dame
22. Wyoming
23. Texas
24. Army
25. Auburn

**2002**

1. Ohio State
2. Miami (FL)
3. Georgia
4. Southern California
5. Oklahoma
6. Kansas State
7. Texas
8. **IOWA**
9. Michigan
10. Washington State
11. North Carolina State
12. Boise State
13. Maryland
14. Virginia Tech
15. Penn State
16. Auburn
17. Notre Dame
18. Pittsburgh
19. Marshall
20. West Virginia
21. Colorado
22. Texas Christian
23. Florida State
24. Florida
25. Virginia

**2003**

1. Louisiana State
2. Southern Cal
3. Oklahoma
4. Ohio State
5. Miami
6. Georgia
7. Michigan
8. **IOWA**
9. Washington State
10. Florida State
11. Texas
12. Miami, OH
13. Kansas State
14. Mississippi
15. Boise State
16. Tennessee
17. Minnesota
18. Nebraska
19. Purdue
20. Maryland
21. Utah
22. Clemson
23. Bowling Green
24. Texas Christian
25. Florida

**2004**

1. Southern Cal
2. Auburn
3. Oklahoma
4. Texas
5. Utah
6. Georgia
7. Louisville
8. **IOWA**
9. California
10. Virginia Tech

11. Miami
12. Michigan
13. Boise State
14. Florida State
15. Tennessee
16. LSU
17. Texas Tech
18. Wisconsin
19. Ohio State
20. Arizona State
21. Boston College
22. Fresno State
23. Virginia
24. Navy
25. Florida

**2008**

1. Florida
2. USC
3. Texas
4. Utah
5. Oklahoma
6. Alabama
7. TCU
8. Penn State
9. Oregon
10. Georgia
11. Ohio State
12. Texas Tech
13. Boise State
14. Virginia Tech
15. Mississippi
16. Missouri
17. Cincinnati
18. Oklahoma State
19. Oregon State
20. **IOWA**
21. BYU

22. Georgia Tech
23. Florida State
24. Michigan State
25. California

**2009**

1. Alabama
2. Texas
3. Florida
4. Boise State
5. Ohio State
6. TCU
7. **IOWA**
8. Penn State
9. Cincinnati
10. Virginia Tech
11. Oregon
12. Brigham Young
13. Georgia Tech
14. Nebraska
15. Pittsburgh
16. Wisconsin
17. LSU
18. Utah
19. Miami (FL)
20. USC
21. Mississippi
22. West Virginia
23. Texas Tech
24. Central Michigan
25. Oklahoma State

**Iowa in the Top 25**

Since the wire services began running football polls, Iowa has finished the season ranked in the nation's Top Twenty-five 22 times. Additionally, the Hawkeyes were named national champions by the Football Writers Association in 1958, and by various rating services in 1921, 1956 and 1960. Here are Iowa's Top Twenty-five finishes by the Associated Press, United Press International and the coaches poll.

2009	No. 7 by AP and ESPN/USA Today
2008	No. 20 by AP and ESPN/USA Today
2004	No. 8 by AP and ESPN/USA Today
2003	No. 8 by AP and ESPN/USA Today
2002	No. 8 by AP and ESPN/USA Today
1996	No. 18 by AP and CNN/USA Today
1995	No. 22 by CNN/USA Today/No. 25 by AP
1991	No. 10 by AP and CNN/USA Today
1990	No. 16 by UPI/No. 18 by AP
1987	No. 15 by UPI/No. 16 by AP
1986	No. 15 by UPI/No. 16 by AP
1985	No. 9 by UPI/No. 10 by AP
1984	No. 15 by UPI/No. 16 by AP
1983	No. 14 by both wire services
1981	No. 15 by UPI/No. 18 by AP
1960	No. 2 by UPI/No. 3 by AP
1958	No. 2 by both wire services
1957	No. 5 by UPI/No. 6 by AP
1956	No. 3 by both wire services
1955	No. 19 by UPI
1953	No. 9 by AP/No. 10 by UPI
1939	No. 9 by both wire services

The Heisman Trophy, honoring the most outstanding college football player in the United States, is presented by the Downtown Athletic Club of New York each year. Iowa's Nile Kinnick earned the Heisman Trophy in 1939.

Iowa's Nile Kinnick (1939) and Navy's Roger Staubach (1963) are the only veterans to win the Heisman Trophy. As part of its 2008 Memorial Day tribute to veterans, ESPN named Kinnick as one of its top ten college athletes to serve in the armed forces.

Along with Kinnick earning the award in 1939, Iowa has had a player finish in the Top 10 in the voting on nine other occasions, including the 2002 season when QB Brad Banks placed second in the balloting. Banks became the fourth Iowa player to place second in the voting, joining Alex Karras in 1957, Randy Duncan in 1958 and Chuck Long in 1985.

Following the 2008 season, RB Shonn Greene placed sixth in the voting and was the top vote getter among all running backs. Greene's sixth place finish is the highest for an Iowa running back. He was a consensus All-American and received the Doak Walker Award as the top running back in the nation.

<b>HB Nile Kinnick</b> 1939 Heisman Trophy	<b>QB Chuck Long</b> 7th in 1984 2nd in 1985
<b>OL Cal Jones</b> 10th in 1955	<b>WR Tim Dwight</b> 7th in 1997
<b>QB Kenny Ploen</b> 9th in 1956	<b>QB Brad Banks</b> 2nd in 2002
<b>DL Alex Karras</b> 2nd in 1957	<b>RB Shonn Greene</b> 6th in 2008
<b>QB Randy Duncan</b> 2nd in 1958	



**Running back Shonn Greene placed sixth in the voting for the 2008 Heisman Trophy, becoming the most recent Hawkeye to place in the top ten in Heisman voting.**



### **Nile Kinnick Heisman Trophy Acceptance Speech**

"Thank you very, very, kindly, Mr. Holcombe. It seems to me that everyone is letting their superlatives run away with them this evening, but none the less, I want you to know that I'm mighty, mighty, happy to accept this trophy this evening.


Every football player in these United States dreams about winning that trophy, and of this fine trip to New York. Every player considers that trophy the acme in recognition of this kind. And the fact that I am actually receiving this trophy tonight almost overwhelms me, and I know that all of those boys who have gone before me must have felt somewhat the same way.

From my own personal viewpoint, I consider my winning this award as indirectly, a great tribute to the new coaching staff at the University of Iowa, headed by Dr. Eddie Anderson, and to my teammates sitting back in Iowa City. A finer man and a better coach never hit these United States, and a more courageous bunch of boys, never graced the gridirons of the Midwest, than that Iowa team in 1939. I wish that they might all be with me tonight to receive this trophy. They certainly deserve it.

I want to take this grand opportunity to thank collectively, all the sportswriters and all the sportscasters, and all those who have seen fit, have seen their way clear to cast a ballot in my favor for this trophy. And I also want to take this opportunity to thank Mr. Prince and his committee, the Heisman award committee, and all those connected with the Downtown Athletic Club for this trophy, and for the fine time that they're showing me. And not only for that, but for making this fine and worthy trophy available to the football players of this country.

Finally, if you will permit me, I'd like to make a comment which in my mind, is indicative, perhaps, of the greater significance of football, and sports emphasis in general in this country, and that is, I thank God I was warring on the gridirons of the Midwest, and not on the battlefields of Europe. I can speak confidently and positively that the players of this country, would much more, much rather struggle and fight to win the Heisman award, than the Croix de Guerre.

Thank you."



24

**Nile Kinnick**  
Halfback  
Adel, Iowa

No single player or team captured the imagination of Hawkeye fans more than Nile Kinnick and his legendary Ironmen team

of 1939. Kinnick, a stalwart on the playing field and in the classroom was THE model Iowa football player.

As a student, Kinnick was senior class president. He was a member of Phi Beta Kappa, the national scholastic honor society.


Maintaining a 3.4 GPA while participating in two sports, Kinnick earned a degree from the College of Commerce in 1940. He enrolled in the Iowa Law College.

As a player, his achievements are unmatched in Hawkeye history. He culminated a brilliant career in 1939 by winning the Heisman, Walter Camp and Maxwell Trophies as the nation's top player.

He made virtually every all-America team and was the Big Ten MVP. Nile is a member of Iowa's all-time football team and was named its outstanding player.

Kinnick was the spirit of Coach Eddie Anderson's Ironmen unit of '39. The Hawkeyes' 6-1-1 mark included a 7-6 upset of Notre Dame when Kinnick scored every point. He also punted 16 times for 731 yards, both Iowa records, versus the Fighting Irish.

Kinnick died in the Caribbean sea in a crash of his fighter plane while on a training flight June 2, 1943, as an ensign in the United States Navy.



62

**Cal Jones**  
Lineman  
Steubenville, Ohio

Jersey No. 62 was never worn more proudly than the three seasons Cal Jones donned it at Iowa.

One of the most intimidating linemen to wear the old gold and black, Jones was a three-time first team all-Big Ten guard. He made 22 all-American teams during his career, including a record 15 in 1954.

As team captain in 1955, Jones earned the prestigious Outland Trophy, given to the nation's top interior lineman. He was a consensus all-American twice, one of only two at Iowa. Cal is an elected member of the National Football Foundation and Helms Athletic Foundation Halls of Fame.

Jones most recently was inducted into the inaugural class of Iowa Lettermen's Club Hall of Fame. He was also chosen to the Iowa all-time football team in 1989.

A physical education major at Iowa, Jones earned a 3.0 grade-point average. He earned praise from Coach Forest Evashevski, who called him "the greatest lineman I ever coached."

The two-way guard was part of the "Steubenville Trio" (along with Frank Gilliam and Eddie Vincent) to come to Iowa from Steubenville, Ohio in the mid-1950s.

Jones died as a result of a plane crash in Canada on Dec. 9, 1956.



Throughout the years, a number of Iowa football players have been honored by winning national awards for their outstanding play on the football field. The individual awards earned by the 2002 and 2003 Hawkeye football program are unprecedented in the history of Iowa football as four individuals earned national awards.

Linebacker James Morris, a senior in 2013, gathered several honors throughout the season and in the postseason, for his play in the field and his performance in the classroom. On the field, Morris was second team All-Big Ten and fourth team All-America (Phil Steele). He was a finalist for the Lott IMPACT Trophy and the Wuerffel Trophy.

Off the field, he was a Capital One first team Academic All-American. He was named a National Football Foundation National Scholar-Athlete, earning an \$18,000 post-graduate scholarship. Morris also earned an NCAA Post-Graduate Scholarship and earned the Big Ten Conference Sportsmanship Award.

Following the 2010 season, several Hawkeyes were candidates for national awards. DE Adrian Clayborn, who earned consensus All-America recognition, was a finalist for the Lombardi Award and the Ted Hendricks Award. QB Ricky Stanzi was a finalist for the Johnny Unitas Golden Arm Award and the Premier Player of College Football Award, while P Ryan Donahue was one of three finalists for the Ray Guy Award.

While posting an 11-2 overall record in 2009 and a victory in the FedEx Orange Bowl, the Hawkeyes gathered several postseason awards and honors. Bryan Bulaga was named the Offensive Lineman of the Year in the Big Ten and DE Adrian Clayborn was named national Defensive Performer of the Year by the College Football Performance Awards. Bulaga and Clayborn joined five teammates in earning first team all-Big Ten honors.

In 2008, running back Shonn Greene earned consensus all-America honors and was named the recipient of the Doak Walker Award, which goes annually to the top running back in the nation. Greene established an Iowa single season rushing record and was the only running back in the nation to gain over 100 yards in every game. Greene was also named the Offensive Player of the Year in the Big Ten Conference. He placed sixth in the voting for the Heisman Trophy.

While Greene led the Iowa offense in 2008, tackle Mitch King was the leader of another standout Hawkeye defensive unit. King was named as the 2008 Big Ten Conference Defensive Lineman of the Year.

Offensive tackle Robert Gallery in 2003 was the recipient of the Outland Trophy, which goes to the best interior lineman in college football. Gallery was named the Big Ten Lineman of the Year and he was a consensus all-American. He became the third Hawkeye to earn the Outland Trophy.

PK Nate Kaeding earned the Lou Groza Award as the top kicker in the nation in 2002 as a junior. He also earned consensus all-America honors in 2003 and was one of three finalists for the Groza Award as a senior. Kaeding earned all-Pro recognition for the second time in his professional career in 2009.

Also in 2002, Dallas Clark earned the John Mackey Award as the top tight end in the nation and QB Brad Banks was recognized with the Davey O'Brien Award as the top signal caller in the nation. Clark was named to the NFL's all-Pro team in 2009 as well.

Following the 2007 season, linebacker Mike Klinkenborg was named a National Football Foundation Scholar-Athlete, earning an \$18,000 post-graduate scholarship. A two-time first team academic all-American, Klinkenborg was also a finalist for the Draddy Award.

Along with having three players earn Player of the Year awards for their positions (QB Brad Banks, TE Dallas Clark and PK Nate Kaeding) in 2002, Iowa had a total of 11 players earn first team all-Big Ten honors. In addition to earning the Davey O'Brien Award as the top quarterback, Banks was named Associated Press National Player of the Year, placed second in the Heisman Trophy voting and was named the Most Valuable Player and Offensive Player of the Year in the Big Ten Conference. Banks was also a finalist for the Maxwell Award and the Walter Camp Foundation Player of the Year.

Center Bruce Nelson in 2002 was a finalist for the Rimington Award, which goes to the top center in the nation, while Clark and OL Eric Steinbach earned consensus all-America honors. The 2002 and 2003 seasons marked just the third and fourth seasons in which Iowa has had more than one consensus selection. Steinbach, in 2002, preceded Gallery as the Big Ten Lineman of the Year.

In addition to the player honors, Coach Kirk Ferentz in 2002 was named national Coach of The Year by the Walter Camp Foundation and the Associated Press. The American Football Coaches Association (AFCA) selected Ron Aiken as the 2002 national Assistant Coach of the Year.

Ferentz repeated as the Big Ten Coach of the Year in 2004 as Iowa earned its second title in three seasons. Norm Parker, Iowa's defensive coordinator, was a finalist for the Broyles Award, which recognizes the nation's top Division I assistant coach, in both 2004 and 2005.

Ferentz was named the Big Ten's Coach of the Year for the third time in 2009. He was also the AFCA Region Three Coach of the Year. He was a finalist for the Liberty Mutual national Coach of the Year and a semifinalist for the George Munger Coach of the Year honor.

### **Outland Trophy**

The Outland Trophy, selected by the Football Writers Association of America, honors the outstanding interior lineman each season.

Cal Jones, 1955  
 Alex Karras, 1957  
 Robert Gallery, 2003  
 Mike Devlin, Semifinalist, 1992

### **Maxwell Award**

Selected by the Maxwell Football Club of Philadelphia, this award is presented each season to the nation's outstanding college football player.

Nile Kinnick, 1939  
 Chuck Long, 1985  
 Brad Banks, Finalist, 2002  
 Shonn Greene, Semifinalist, 2008  
 Ricky Stanzi, Semifinalist, 2010

### **Davey O'Brien Award**

Presented by the Davey O'Brien Educational and Charitable Trust of Fort Worth, Texas, this award honors the No. 1 quarterback in the nation each season.

Chuck Long, 1985  
 Brad Banks, 2002  
 Ricky Stanzi, Semifinalist, 2009  
 Ricky Stanzi, Semifinalist, 2010

### **Associated Press National Player of the Year**

Presented by the Associated Press, this award honors the college football Player of the Year, as selected by a panel of sportswriters throughout the nation.

Brad Banks, 2002

### **Lou Groza Award**

The Lou Groza Collegiate Place-Kicker Award goes each year to the top kicker in the nation. The award is presented by the Palm Beach County Sports Commission and is determined by a national voting panel of approximately 300 sportswriters, sportscasters, college conference officials, Division I-A head football coaches, professional football kickers and previous finalists. Along with winning the award in 2002, Nate Kaeding was one of three finalists for the 2003 award.

Nate Kaeding, 2002  
 Nate Kaeding, One of three finalists, 2003  
 Kyle Schlicher, Semifinalist, 2005  
 Mike Meyer, Semifinalist, 2011  
 Mike Meyer, Semifinalist, 2012

### **John Mackey Award**

Presented by the Nassau County Sports Commission, the John Mackey Award goes each year to the best tight end in the nation. The winner must demonstrate outstanding athletic abilities, be in good academic standing and exhibit positive sportsmanship qualities.

Dallas Clark, 2002  
 Tony Moeaki, Semifinalist, 2009  
 Allen Reisner, Semifinalist, 2010



## **Walter Camp Player of the Year**

Randy Duncan, National Back of the Year, 1958  
Brad Banks, 2002, Finalist

## **Defensive Performer of the Year**

This national award is presented by the College Football Performance Awards and is based on weekly defensive performance.

Adrian Clayborn, 2009

## **Bronko Nagurski Trophy**

Pat Angerer, Finalist, 2009

## **Rimington Award**

Bruce Nelson, 2002, Finalist

## **Butkus Award**

Larry Station, 1985, Second  
Chad Greenway, 2005, Semifinalist

## **Ted Hendricks Award**

Adrian Clayborn, Finalist, 2010

## **Doak Walker Award**

Shonn Greene, 2008  
Albert Young, 2005, Semifinalist

## **Rotary Lombardi Award**

Jeff Drost, Semifinalist, 1986  
Mike Devlin, Semifinalist, 1992  
Jared DeVries, Semifinalist, 1998  
Robert Gallery, Semifinalist, 2003  
Adrian Clayborn, Finalist, 2010

## **Chuck Bednarik Defensive Player of the Year**

Chad Greenway, Semifinalist, 2005  
Pat Angerer, Semifinalist, 2009  
Adrian Clayborn, Semifinalist, 2010

## **Lott Trophy**

Chad Greenway, Quarterfinalist, 2005  
Abdul Hodge, Quarterfinalist, 2005  
James Morris, Finalist, 2013

## **Jim Thorpe Award**

Merton Hanks, Semifinalist, 1990  
Bob Sanders, Quarterfinalist, 2003  
Tyler Sash, Semifinalist, 2009  
Tyler Sash, Semifinalist, 2010

## **Ray Guy Award**

Ryan Donahue, Semifinalist, 2009  
Ryan Donahue, Finalist, 2010

## **Mosi Tatupu Special Teams Player of the Year**

Kahlil Hill, 2001

## **Wuerffel Trophy**

James Morris, Finalist, 2013

## **Johnny Unitas Golden Arm Award**

Ricky Stanzi, Finalist, 2010

## **Silver Football Award as Most Valuable**

### **Player in the Big Ten**

Willis Glassgow (HB, 1929)  
Joe Laws (QB, 1933)  
Nile Kinnick (HB, 1939)  
Bill Reichardt (FB, 1951)  
Ken Ploen (QB, 1956)  
Randy Duncan (QB, 1958)  
Chuck Long (QB, 1985)  
Nick Bell (RB, 1990)  
Brad Banks (QB, 2002)  
Shonn Greene (RB, 2008)

### **Big Ten Athlete of the Year**

Chuck Long, 1986

### **Big Ten Offensive Player of the Year**

Chuck Long (QB, 1985)  
Nick Bell (RB, 1990)  
Matt Rodgers (QB, 1990)  
Tavian Banks (RB, 1997)  
Brad Banks (QB, 2002)  
Shonn Greene (RB, 2008)

### **Big Ten Defensive Player of the Year**

Leroy Smith (DE, 1991)

### **Big Ten Offensive Lineman of the Year**

Mike Haight, 1985  
Dave Croston, 1986  
Mike Devlin, 1992  
Eric Steinbach, 2002  
Robert Gallery, 2003  
Bryan Bulaga, 2009

### **Big Ten Defensive Lineman of the Year**

Paul Hufford, 1984  
Dave Haight, 1987  
Leroy Smith, 1991  
Jared DeVries, 1997  
Mitch King, 2008

### **Richter-Howard Big Ten Receiver of the Year**

Marvin McNutt, Jr., 2011

### **Tatum-Woodson Big Ten Defensive Back of the Year**

Micah Hyde, 2012

### **Grantland Rice Trophy**

*Presented to the National Champion, the top-ranked team in the final Grantland Rice Super 16 Poll*

Iowa 1958 (Head Coach: Forest Evashevski, Record: 8-1-1)

### **Draddy Award/Campbell Trophy**

John Hendricks, Finalist, 1968  
Bobby Elliott, Finalist, 1975  
Mike Flagg, Finalist, 1987  
Derek Rose, Finalist, 1998  
Mike Klinkenborg, Finalist, 2007  
Matt Kroul, Semifinalist, 2008  
James Morris, Finalist, 2013

## **AFCA Academic Achievement Award**

*This is a team award*

Honorable Mention: 1998, 2000, 2001, 2004, 2006

## **AFCA Coach of the Year**

Dr. Eddie Anderson, 1939  
Kirk Ferentz, Region Three, 2002  
Kirk Ferentz, Region Three, 2009

## **Walter Camp Coach of the Year**

Kirk Ferentz, 2002

## **Associated Press Coach of the Year**

Kirk Ferentz, 2002

## **FWAA Eddie Robinson Coach of the Year**

Kirk Ferentz, 2002 (1 of 4 Finalists)  
Kirk Ferentz, 2004 (1 of 6 Finalists)

## **Amos Alonzo Stagg Award**

Hayden Fry, 2005

## **Big Ten Coach of the Year**

*(named by coaches, 1982-91)*

Hayden Fry, 1990  
Hayden Fry, 1991

## **Dave McClain Big Ten Coach of the Year**

*(named by media since 1972)*

Hayden Fry, 1981  
Hayden Fry, 1990  
Kirk Ferentz, 2002  
Kirk Ferentz, 2004  
Kirk Ferentz, 2009

## **Broyles Award (Assistant Coach of the Year)**

Norm Parker, 2005 (one of six Finalists)  
Norm Parker, 2004 (one of six Finalists)

## **AFCA Assistant Coach of the Year**

Ron Aiken, 2002  
Norm Parker, 2011

**LESTER BELDING**

End, 1919, Mason City, Iowa

The University of Iowa's first consensus All-American ... earned first team All-American honors as a sophomore ... an Eckersall All-America pick in 1919 (third team), 1920 (second) and 1921 (third) ... first Hawkeye named to a major All-American team ... three-time first team all-Big Ten selection ... starred in track at Iowa and captained team in 1921 ... one of the nation's premier collegiate pass catchers of his era.

**AUBREY DEVINE**

Quarterback, 1921, Des Moines, Iowa

Member of Iowa Lettermen's Club Hall of Fame ... on Iowa's all-time football team ... won Big Ten Conference Medal for Excellence in athletics and academics ... inducted to National Football Foundation Hall of Fame ... three-time first team all-Big Ten ... captain of 1921 Big Ten championship team ... led Hawkeyes in rushing, passing and scoring in 1919 and 1920 ... drop-kicked a FG to beat Notre Dame 10-7 and break the Irish' 20-game winning streak in 1921.

**GORDON LOCKE**

Fullback, 1922, Denison, Iowa

Member of National Football, Helms Athletic Foundation and Iowa Lettermen's Club Halls of Fame ... a DB on Iowa's all-time football team ... although he played primarily FB, Locke was a Walter Camp first team All-American QB in 1922 ... scored 72 points as senior to set a Big Ten record that stood for 12 years ... awarded Big Ten Medal of Honor in 1923 ... team captain in 1922 ... earned law degree from Iowa.

**24 NILE KINNICK**

Halfback, 1939, Adel, Iowa

Voted the best player in Iowa history by fan vote ... member of Iowa Lettermen's Club Hall of Fame ... won the Heisman, Maxwell and Walter Camp trophies in 1939 ... Phi Beta Kappa scholar and senior class president ... Iowa's stadium was renamed in his honor in 1972 ... Big Ten MVP for the legendary Ironmen team ... his No. 24 is one of two retired numbers at Iowa ... member of Helms Foundation Hall of Fame.

**62 CAL JONES**

Lineman, 1954 and 1955, Steubenville, Ohio

First two-time consensus All-American in Iowa history ... winner of the Outland Trophy in 1955, awarded to nation's top interior lineman ... named to 22 All-America teams in his career ... his No. 62 is one of two retired numbers at Iowa ... an OL on Iowa's all-time team ... a three-time first team all-Big Ten pick ... named to Iowa Lettermen's Club Hall of Fame (1989) ... member of the Helms Foundation Hall of Fame.

**77 ALEX KARRAS**

Lineman, 1957, Gary, Indiana

Consensus All-American (making 10 teams) in 1957 ... won Outland Trophy given to the nation's top interior lineman ... twice an AP All-American, the first two-time pick in Iowa history ... two-time first team all-Big Ten pick at tackle ... named to school's all-time football team ... member of inaugural class of the Iowa Lettermen's Club Hall of Fame ... played on the Hawkeyes' 1956 Rose Bowl champions ... former NFL star with Detroit Lions.

**25 RANDY DUNCAN**

Quarterback, 1958, Des Moines, Iowa

Won Big Ten and Iowa MVP honors in 1958 when he led the Hawkeyes to the Rose Bowl ... that team won the Grantland Rice Award, symbolic of the national football championship ... second in 1958 Heisman Trophy balloting ... won Walter Camp Trophy and was college Player-of-the-Year by three organizations ... two-time all-conference quarterback ... led the Big Ten in passing as a senior ... the No. 1 choice in the 1958 NFL Draft ... member of National Football Foundation Hall of Fame.

**99 ANDRE TIPPETT**

Defensive End, 1981, Newark, New Jersey

First consensus All-American for Coach Hayden Fry ... two-time first team all-Big Ten ... played for Iowa's 1981 Rose Bowl squad ... a team captain in 1981 ... a DE on Iowa's all-time football team ... holds Iowa record for tackles for lost yardage in a season (20 tackles for 153 yards in 1980) ... led Big Ten in tackles for loss (20) as a junior ... enjoyed lengthy NFL career at New England, where he was a five-time all-Pro selection.

**7 REGGIE ROBY**

Punter, 1981, Waterloo, Iowa

Consensus All-American punter as a junior in 1981 ... first team All-American honors in 1982 ... broke a 32-year-old NCAA record for punting average in a season (49.8 in 1981) ... also established national career average record ... nation's leading punter twice in career ... two-time first team all-Big Ten ... punted for nearly four-and-a-half miles as a collegian ... an NFL veteran with Miami, Washington and Tampa Bay ... earned all-Pro mention.

**36 LARRY STATION**

Linebacker, 1984 and 1985, Omaha, Nebraska

One of just two Hawkeyes to gain consensus All-American honors twice ... academic All-American ... only player in Iowa history to lead squad in tackles four times ... set school career tackle record (492) ... started his last 42 games ... finalist for Lombardi and Butkus awards in 1985 ... three-time first team all-Big Ten pick ... earned All-America mention all four years at Iowa ... LB on Iowa's all-time team ... drafted by Pittsburgh Steelers.

**16 CHUCK LONG**

Quarterback, 1985, Wheaton, Illinois

Runner-up for Heisman Trophy in closest race in the award's history ... won Maxwell Trophy, given to nation's top college player ... first QB in NCAA history to pass for more than 10,000 career yards ... previously held NCAA record for consecutive completions (22 vs. Indiana, 1984) ... three-time all-Big Ten first team ... Big Ten MVP as senior ... threw bowl game-record six TD passes vs. Texas in Freedom Bowl ... first-round NFL Draft selection by Detroit.

**84 MARV COOK**

Tight End, 1988, West Branch, Iowa

A 1988 consensus All-America pick at TE ... named to Iowa's all-time team ... Hawkeyes' all-time leading receiver among TEs (126 catches) ... two-time Iowa MVP ... twice first team all-Big Ten ... academic all-conference as junior ... his 28-yard TD reception with six seconds left keyed Iowa's first win at Ohio State (in 1987) since 1959 ... Big Ten leader in receptions (1988) ... drafted by New England Patriots and was a two-time all-Pro selection.

## 8 LEROY SMITH

Defensive End, 1991, Sicklerville, New Jersey

Consensus All-American at defensive end for Iowa's 10-1-1 team in 1991 . . . first team all-Big Ten and voted league Defensive Player of the Year by Big Ten coaches . . . set Big Ten record with 18 QB sacks as a senior, breaking 14-year old record . . . holds Iowa records for QB sacks in a season (18) and sacks in a game (had five in 16-9 win at Ohio State) . . . third defensive player to earn consensus honors under Hayden Fry at Iowa.

## 6 TIM DWIGHT

Wide Receiver/Return Specialist, 1997, Iowa City, Iowa

Consensus All-American as return specialist who finished seventh in Heisman Trophy voting . . . led the nation in punt return average (16.7) . . . set Iowa and Big Ten record for career punt return yardage with 1,102 yards . . . also holds Big Ten record for career punt return TDs (five) and tied league mark with three punt return TDs in 1997 . . . ranks second at Iowa in career receiving yards (2,271) and sixth in receptions (139) . . . second special teams consensus pick under Hayden Fry and first-ever consensus selection at Iowa from Iowa City.

## 94 JARED DEVRIES

Defensive Tackle, 1998, Aplington, Iowa

Consensus All-American after being named first team All-American by the American Football Coaches Association, Walter Camp and *The Sporting News* . . . voted as co-Most Valuable Player and was selected first team all-Big Ten by both Big Ten coaches and Big Ten media . . . holds Iowa records for tackles for loss in a season (22) and career (78) and career QB sacks (42) . . . a four-year starter, he recorded 260 career tackles . . . was Big Ten Defensive Lineman of the Year in 1997 and earned MVP honors in the 1995 Sun Bowl and 1996 Alamo Bowl.

## 44 DALLAS CLARK

Tight End, 2002, Livermore, Iowa

Consensus All-American after being named first team All-America by the Football Writers Association of America, American Football Coaches Association, Walter Camp, Associated Press, *The Sporting News*, ESPN and CNN-SI . . . won the John Mackey Award as the nation's best tight end . . . first team all-Big Ten by league coaches and Big Ten media . . . finished career in 17th place on career receiving list with 1,281 yards on 81 receptions in just two seasons at tight end . . . came to Iowa as a walk-on linebacker and was drafted in first round of the 2003 NFL Draft by Indianapolis following his junior season.

## 56 ERIC STEINBACH

Offensive Guard, 2002, Lockport, Illinois

Consensus All-American after being named first team All-America by the American Football Coaches Association, Walter Camp Foundation, Associated Press, *The Sporting News* and ESPN . . . honored as the 2002 Big Ten Offensive Lineman of the Year . . . first team all-Big Ten by league coaches and Big Ten media in 2002 and first team all-Big Ten by coaches in 2001 . . . named co-Most Valuable Player on offense . . . started all 13 games in 2002 at left guard for a Hawkeye line that yielded only 12 sacks, a Big Ten best . . . as junior and senior was part of Iowa offense that led the Big Ten in scoring in consecutive seasons . . . first player selected in the second round of the NFL Draft when he was taken by the Cincinnati Bengals.

## 78 ROBERT GALLERY

Offensive Tackle, 2003, Masonville, Iowa

Consensus All-American after being named first team all-America by American Football Coaches Association, Walter Camp Foundation, Football Writers Association of America, Associated Press, *The Sporting News* and ESPN . . . earned Outland Trophy, which signifies nation's best interior lineman . . . Big Ten Conference Offensive Lineman of the Year . . . earned first team all-Big Ten honors and was academic all-Big Ten for third straight year . . . earned co-Most Valuable Player honors and was permanent team captain on offense . . . recipient of Hayden Fry "Extra Heartbeat" award after leading Iowa to share of 2002 Big Ten title and January bowl games following the 2002 and 2003 seasons.

## 95 NATE KAEDING

Place-kicker, 2003, Coralville, Iowa

Consensus All-American after being named first team all-America by American Football Coaches Association, the Associated Press, College Football News and ESPN . . . one of three finalists for Lou Groza Award in 2003 after winning the award as the top kicker in the nation in 2002 . . . first team all-Big Ten . . . earned academic all-Big Ten honors for third straight season and was District VII academic all-American . . . selected as permanent team captain for special teams and was special teams co-Player of the Year . . . recipient of Hayden Fry "Extra Heartbeat" award after leading Iowa to share of 2002 Big Ten title and January bowl games following the 2002 and 2003 seasons.

## 23 SHONN GREENE

Running Back, 2008, Sicklerville, New Jersey

Consensus all-American after being named first team all-America by American Football Coaches Association, Football Writers Association of America, espn.com, Walter Camp Foundation, Associated Press and *The Sporting News* . . . won the Doak Walker Award, which is given annually to the nation's top collegiate running back . . . received the *Chicago Tribune's* Silver Football Award, emblematic of the Big Ten Conference's Most Valuable Player . . . became Iowa's first consensus all-America running back since Nile Kinnick in 1939 . . . became the first Iowa running back to rush for over 100 yards in all 13 games in a single-season . . . Greene was the only running back in the nation to eclipse 100 yards rushing in every game in 2008 . . . finished the season ranked second nationally in rushing yardage.

## 94 ADRIAN CLAYBORN

Defensive End, 2010, St. Louis, Missouri

Consensus All-American after being named first team All-America by American Football Coaches Association and Walter Camp . . . named third team All-American by the Associated Press and Phil Steele's College Football . . . was finalist for Rotary Lombardi Award and Ted Hendricks Award and a semifinalist for the Chuck Bednarik Award . . . earned first team all-Big Ten honors for second year . . . named a Permanent Team Captain and winner of Hayden Fry "Extra Heartbeat" Award . . . three-year starter at defensive end, helping Iowa post three-year record of 28-11, including three straight bowl victories for first time in school history . . . first round NFL Draft selection (20th selection overall) by Tampa Bay Buccaneers.

**HALL OF FAME**

Twenty men who have been associated with Iowa football are members of Halls of Fame, named by the National Football Foundation, the Helms Athletic Foundation or the College Football Hall of Fame.

Seven men have been named to the Halls of both foundations: Howard Jones, coach; Nile Kinnick, player; Gordon Locke, player; Fred (Duke) Slater, player; Dr. Edward Anderson, coach; Edward (Slip) Madigan, coach; Calvin Jones, player.

Five men have been named to the Hall of the Helms Foundation: Calvin Jones, player; Ossie Solem, coach; Emlen Tunnell, professional player; Eric Wilson, publicist.

Aubrey Devine, Randy Duncan, Alex Karras, Chuck Long and Larry Station have been named to the National Football Foundation Hall as players, while Earl Banks was inducted on the merits of his long-time coaching tenure at Morgan State. Former Iowa Coach Forest Evashevski was honored into the Hall of Fame in December of 2000 in New York City and Hayden Fry is the latest Iowa coach to be inducted.

Evashevski coached Iowa from 1952-60, compiling a 42-27-4 record. The Hawkeyes finished in the top five nationally in 1956, 1957, 1958 and 1960 under Evashevski, who later served as Iowa's Athletic Director.

Fry was inducted as a member of the 2003 Hall of Fame class at the 46th annual awards dinner on Dec. 9, 2003, at the Waldorf Astoria in New York City. The newest class was officially enshrined at the Hall in South Bend, Indiana, in August, 2004. Fry is Iowa's winningest head coach with 143 wins. He led the Hawkeyes to three Big Ten titles and Rose Bowl appearances and coached the Hawkeyes in 14 bowl games.

**NATIONAL IOWA VARSITY CLUB HALL OF FAME**

Inductees are selected by a vote of all dues-paying members of the National Iowa Varsity Club. All former Hawkeye athletes who have won at least one major letter and completed their eligibility at least 10 years prior to selection are eligible for the Hall of Fame.

A coach or administrator must have retired or left the university at least five years prior to selection. A maximum of seven inductees may be selected to the Hall of Fame each year.

Listed below are each of the 46 inductees who have played football for the Hawkeyes or served as Iowa's head football coach. Listed below each name are the years they coached or competed for the Iowa football program. Several of the Hall of Fame members also competed in other sports.

**Forest Evashevski**

Head Football Coach  
1952-60

**John Hayden Fry**

Head Football Coach  
1978-98

**Howard Jones**

Head Football Coach  
1916-23

**Brad Banks**

Football, 2001, 2002

**Irving "Stub" Barron**

Football, 1913, 1914, 1915  
Wrestling, 1914, 1915, 1916

**Fred Becker**

Football, 1916

**Lester Belding**

Football, 1918, 1919, 1920, 1921  
Track, 1920, 1921, 1922

**Craig Clemons**

Football, 1969, 1970, 1971

**Marv Cook**

Football, 1985, 1986, 1987, 1988

**Al Couppee**

Football, 1939, 1940, 1941

**Dick Crayne**

Football, 1933, 1934, 1935  
Track, 1934

**Frank Cuhel**

Football, 1927, 1928  
Track, 1926, 1927, 1928

**Aubrey Devine**

Football, 1919, 1920, 1921  
Basketball, 1920, 1921, 1922  
Track, 1920, 1921, 1922

**Jack Dittmer**

Football, 1946, 1947, 1948, 1949  
Baseball, 1947, 1948, 1949, 1950  
Basketball, 1950

**Randy Duncan**

Football, 1956, 1957, 1958

**Tim Dwight**

Football, 1994, 1995, 1996, 1997  
Track, 1996, 1997, 1998, 1999

**Mick Enich**

Football, 1938, 1939, 1940

**Jim Gibbons**

Football, 1955, 1956, 1957

**Willis Glasgow**

Football, 1927, 1928, 1929  
Baseball, 1927, 1928, 1929

**Homer Harris**

Football, 1935, 1936, 1937

**Jerry Hilgenberg**

Football, 1951, 1952, 1953  
Baseball, 1952, 1953

**Bob Jeter**

Football, 1957, 1958, 1959

**Calvin Jones**

Football, 1953, 1954, 1955

**Alex Karras**

Football, 1956, 1957

**Nate Kaeding**

Football, 2000, 2001, 2002, 2003

**Nile Kinnick**

Football, 1937, 1938, 1939  
Basketball, 1938

**Paul Krause**

Football, 1961, 1962, 1963  
Baseball, 1962, 1963

**Joe Laws**

Football, 1931, 1932, 1933  
Baseball, 1932, 1933

**Gordon Locke**

Football, 1920, 1921, 1922

**Chuck Long**

Football, 1982, 1983, 1984, 1985

**Emerson "Spike" Nelson**

Football, 1925, 1926, 1927  
Track, 1926, 1927, 1928

**John Niland**

Football, 1963, 1964, 1965

**Kenny Ploen**

Football, 1954, 1955, 1956  
Track, 1955

**Erwin Prasse**

Football, 1937, 1938, 1939  
Basketball, 1938, 1939, 1940  
Baseball, 1938, 1939, 1940

**William Reichardt**

Football, 1949, 1950, 1951

**Mike Reilly**

Football, 1961, 1962, 1963

**Francis William "Zud" Schammel**

Football, 1938, 1939, 1940

**Ozzie Simmons**

Football, 1932, 1933

**Duke Slater**

Football, 1918, 1919, 1920, 1921  
Track, 1919, 1920, 1921

**Larry Station**

Football, 1982, 1983, 1984, 1985

**Walter "Stub" Stewart**

Football, 1907, 1908, 1909  
Basketball, 1908, 1909, 1910  
Baseball, 1908, 1909, 1910

**Andre Tippet**

Football, 1979, 1980, 1981

**Sherwyn Thorson**

Football, 1959, 1960, 1961  
Wrestling, 1960, 1962

**Emlen Tunnell**

Football, 1946, 1947

**Samuel Clyde Williams**

Football, 1898, 1899, 1900, 1901  
Baseball, 1898, 1899, 1900, 1901  
Track, 1900, 1901, 1902

**Bashir Yamini**

Track, 1996, 1997, 1998, 1999  
Football, 1998, 1999



In conjunction with the 100 years of Hawkeye football celebration in 1989, Iowa fans selected an all-time team. The squad features 11 players on offense and defense, two kickers and 15 special mention players who received strong fan support.

Nile Kinnick, the 1939 Heisman, Walter Camp and Maxwell Trophy winner, was voted the most outstanding player in school history.

### Most Outstanding Player - Nile Kinnick, halfback

#### Offense

Pos.	Player	Years
E	Marv Cook	1985-88
E	Jim Gibbons	1955-57
OL	Mike Enich	1938-40
OL	Calvin Jones	1953-55
OL	Jerry Hilgenberg	1951-53
OL	John Niland	1963-65
OL	Fred "Duke" Slater	1918-21
QB	Chuck Long	1982-85
RB	Ozzie Simmons	1934-36
RB	Aubrey Devine	1919-21
RB	Ronnie Harmon	1982-85
PK	Rob Houghtlin	1985-87

#### Special Mention

OL	Dave Croston	1984-86
OL	Joe Devlin	1973-75
QB	Randy Duncan	1956-58
RB	Larry Ferguson	1959-62
RB	Joe Laws	1931-33
RB	Ed Podolak	1966-68
RB	Bill Reichardt	1949-51
E	Erwin Prasse	1937-39

#### Defense

Pos.	Player	Years
E	Frank Gilliam	1953-56
E	Andre Tippett	1979-81
DL	Mark Bortz	1979-82
DL	Dave Haight	1985-88
DL	Alex Karras	1956-57
LB	Mike Reilly	1961-63
LB	Larry Station	1982-85
DB	Craig Clemons	1969-71
DB	Willis Glassgow	1927-29
DB	Gordon Locke	1920-22
DB	Ken Ploen	1954-56
P	Reggie Roby	1979-82

#### Special Mention

E	Lester Belding	1918-21
LB	Wally Hilgenberg	1961-63
DB	Devon Mitchell	1982-85
DE	Joe Mott	1985-88
LB	Brad Quast	1986-89
DB	Bill Reichardt	1949-51
DB	Bobby Stoops	1979-82
DB	Mike Stoops	1981-84

### Gannett News Selects All-Time Team

The Gannett News Service, in conjunction with the start of the year 2000, selected a University of Iowa All-time Football Team.

#### Offense

Pos.	Player	Years
WR	Tim Dwight	1994-97
OL	Duke Slater	1918-21
OL	Alex Karras	1956-57
C	Jerry Hilgenberg	1951-53
OL	John Niland	1963-65
OL	John Alt	1980-83
TE	Marv Cook	1985-88
QB	Chuck Long	1981-85
RB	Nile Kinnick	1937-39
RB	Ronnie Harmon	1982-85
FB	Bill Reichardt	1949-51

#### Defense

Pos.	Player	Years
DL	Lester Belding	1918-21
DL	Mike Enich	1938-40
DL	Calvin Jones	1953-55
DL	Jared DeVries	1995-98
DL	Dave Haight	1983-85
LB	Andre Tippett	1979-81
LB	Larry Station	1982-85
LB	Leroy Smith	1989-91
DB	Paul Krause	1961-63
DB	Willis Glassgow	1927-29
DB	Gordon Locke	1920-22

### Chicago Sun-Times Names Iowa's Best

In October, 1961, *Chicago Sun-Times* sports reporter Jack Clarke selected an all-time team of Iowa Hawkeyes who played between 1919 and 1961. Following is that list of players:

Pos.	Player	Year
End	Lester Belding	1919
Tackle	Duke Slater	1921
Guard	Calvin Jones	1954
Center	Jerry Hilgenberg	1953
Guard	Francis Schammel	1934
Tackle	Alex Karras	1956
End	Erwin Prasse	1939
Back	Aubrey Devine	1921
Back	Nile Kinnick	1939
Back	Willis Glassgow	1929
Back	Gordon Locke	1921

Year	Player, Position	Teams
1916	Fred Becker, T	(Eck)
1919	Lester Belding, E*	(Men)
1921	Duke Slater, T	(Eck, R)
	Aubrey Devine, QB*	(C, FW, Eck)
	Gordon Locke, FB	(R)
1922	Gordon Locke, FB*	(C, Eck, R)
1925	Dick Romey, E	(LM)
1926	Emerson Nelson, T	(NYS)
1928	Peter Westra, T	(F, NEA)
1929	Willis Glassgow, HB	(GR, NEA, FA, NYS, CP)
1933	Francis Schammel, G	(AP, UP, NANA)
1935	Ozzie Simmons, HB	(TSN)
1939	Nile Kinnick, TB*	(Col, AP, UP, INS, NYS, NEA, H, A-AB, CP, NYDN, TSN)
1940	Mike Enich, T	(NYN, TSN)
1953	Jerry Hilgenberg, C	(L, FBW)
	Cal Jones, G	(NBC)
1954	Cal Jones, G*	(ABC, L, TSN, AAB, UP, Jet, NEA, CP, CBS, FBW, NYN, A-P, MP, PSN, G-R, WR)
1955	Cal Jones, G*	(UP, TSN, L, NYN, Jet, WR, FBW, A-AB)
1956	Alex Karras, T	(AP, H, L, NBC, FBW, CP)
	Ken Ploen, QB	(NBC, ABC, FL)
1957	Alex Karras, T*	(AP, UP, INS, L, H, NEA, NBC, TSN, FBW, A-P, CP)
	Jim Gibbons, E	(UP, H, TSN, T, L, FBW, NYDN)
1958	Randy Duncan, QB*	(AP, UPI, NEA, TSN, L, FBW, Helms, NYDN, FBC)
	Curt Merz, E	(L, NBC, FBW)
1959	Don Norton, E	(L, NBC, FBW)
1960	Larry Ferguson, HB	(L, FBW)
	Mark Manders, G	(L, FBW, NYN, TSN)
1961	Bill VanBuren	(TSN)
1963	Mike Reilly, G	(L, FBW)
1964	Karl Noonan, E	(NEA, FD)
1965	John Niland, G	(TSN, Time)
	Dave Long, DE	(NYN)
1971	Craig Clemons, CB	(NEA, TSN, Time)
1975	Rod Walters, T	(TSN, Time, NEA)
	Joe Devlin, G	(TSN, Time)
1979	Dennis Mosley, RB	(CF)
1981	Andre Tippett, DE*	(AP, UPI, FBW, FN, WTBS)
	Reggie Roby, P*	(AP, UPI, FN, WC, WTBS)
1982	Reggie Roby, P	(WC)
1984	Jon Hayes, TE	(G)
	Larry Station, LB*	(AP, UPI, WC, K)

Year	Player, Position	Teams
1985	Ronnie Harmon, RB	(FN, Miz)
	Chuck Long, QB*	(AP, UPI, FN, FBW, K, Merc, WC, TSN, S-H, G, Miz)
	Larry Station, LB*	(AP, UPI, FN, FBW, K, Merc, WC, S-H, Miz)
1986	Dave Croston, OT	(FBW, TSN, CPN)
1988	Marv Cook, TE*	(UPI, K, FN, G, CT)
	Dave Haight, NG	(WC, FN)
1990	Merton Hanks, DB	(NEA)
1991	Leroy Smith, DE*	(AP, K)
1992	Mike Devlin, C	(K, FBW)
1996	Tim Dwight, WR	(FBW)
1997	Tim Dwight, WR*	(AP, TSN, FBW, FBC)
1998	Jared DeVries, DT*	(FBC, TSN, WC)
2002	Brad Banks, QB	(WC)
	Dallas Clark, TE*	(FBW, FBC, WC, AP, TSN, ESPN, CNNSI)
	Nate Kaeding, PK	(FBW, TSN, CNNSI, ESPN)
	Bruce Nelson, C	(FBW, CNNSI)
	Eric Steinbach, OG*	(FBC, WC, AP, TSN, ESPN)
2003	Robert Gallery, OT*	(AP, WC, FBC, FWAA, TSN, ESPN)
	Nate Kaeding, PK*	(AP, CFN, FBC, ESPN)
2008	Shonn Greene, RB*	(AP, ESPN, FWAA, WC, TSN)
2009	Pat Angerer, LB	(FWAA, CFN)
	Bryan Bulaga, OL	(TSN)
2010	Adrian Clayborn, DE*	(AFCA, WC)
2011	Riley Reiff, OL	(PFW)

\* -- Indicates consensus all-American

A-AB -- All-American Board; ABC -- television; AFCA -- American Football Coaches Association; AP -- Associated Press; A-P -- All-Players; BE -- Billy Evans; C -- Camp; CBS -- radio; CF -- Citizen's Foundation; CFN -- College Football News; Col -- Colliers; CNNSI -- Sports Illustrated; CP -- Central Press; CPN -- College & Pro Newsweekly; CT -- Chicago Tribune; Eck -- Eckersall; ESPN; F -- Farrell; FA -- Football Annual; FBC -- Football Coaches; FBW -- Football Writers; FD -- Football Digest; FL -- Frank Leahy; FN -- Football News; FW -- Football World; FWAA -- Football Writers Association of America; G -- Gannett; GR -- Grantland Rice; G-R -- Gridiron Record; H -- Hearst; Helms -- Helms Foundation; INS -- International News Service; Jet -- Jet Magazine; K -- Kodak; L -- Look; LM -- Liberty Magazine; Men -- Frank Menke Syndicate; Merc -- Mercedes; Miz -- Mizlou; MP -- Metropolitan Papers; NBC -- television; NANA -- North American Newspaper Alliance; NEA -- News Enterprise Association; NYDN -- New York Daily News; NYN -- New York News; NYS -- New York Sun; PFW -- Pro Football Weekly; PSN -- Pitts Smith News; R -- Reed; S-H -- Scripps-Howard; T -- Today; Time -- Time Magazine; TSN -- The Sporting News; UP -- United Press; UPI -- United Press International; US -- Universal Sports; WC -- Walter Camp; WR -- Williamson Rating, WTBS -- television.



Year	Player, Position	Teams
1912	James Trickey, T	(C)
1916	Fred Becker, T	(n/a)
1919	Duke Slater, T	(C, Eck)
1920	Lester Belding, E	(Eck)
1921	Gordon Locke, FB	(Eck)
	Duke Slater, T	(C, FW)
1922	Max Kadesky, E	(C)
1924	John Hancock, T	(BE)
1925	Dick Romey, E	(GR)
1926	Emerson Nelson, T	(BE, AP)
1928	Willis Glassgow, HB	(CP, NANA)
	Peter Westra, T	(NYS, NANA)
1929	Willis Glassgow, HB	(UP)
1933	Joe Laws, QB	(Col, NANA)
	Francis Schammel, G	(H)
1934	Ozzie Simmons, HB	(INS, NANA)
1935	Ozzie Simmons, HB	(NEA, NANA, AP)
1939	Erwin Prasse, E	(UP)
1940	Mike Enich, T	(UP)
1948	William Kay, T	(AP)
1951	Bill Reichardt, FB	(A-P)
1953	Jerry Hilgenberg, C	(AP)
1954	Cal Jones, G	(AP)
1955	Cal Jones, G	(NEA, AP)
1956	Alex Karras, T	(UP, NEA)
	Ken Ploen, QB	(AP)
	Frank Gilliam, E	(NEA)
	Donald Suchy, C	(CP, INS)
1957	Jim Gibbons, E	(CP)
1959	Don Norton, E	(TSN, NEA)
1960	Mark Manders, G	(AP, FBC, ABC)
	Wilburn Hollis, QB	(ABC)
1963	Mike Reilly, G	(AP)
1964	John Niland, G	(NEA)
	Karl Noonan, E	(AP)
1965	John Niland, G	(AP)
1971	Craig Clemons, CB	(CP, US)
1979	Dennis Mosley, RB	(UPI)
1980	John Harty, DT	(UPI, NEA)
1981	Andre Tippet, DE	(NEA)
	Pat Dean, NG	(UPI)
1982	Reggie Roby, P	(UPI, NEA)
	Mark Bortz, DT	(UPI)
1983	Larry Station, LB	(FN)
	Joel Hilgenberg, C	(TSN)

Year	Player, Position	Teams
1984	Ronnie Harmon, RB	(TSN)
1986	Dave Croston, OT	(UPI, G)
1987	Dave Haight, NG	(TSN)
1988	Marv Cook, TE	(AP)
1990	Nick Bell, RB	(FN)
1991	Leroy Smith, DE	(FN)
1996	Tim Dwight, WR	(TSN)
1997	Tavian Banks, RB	(FN)
1997	Jared DeVries, DT	(AP, FN)
1998	Jared DeVries, DT	(AP)
2002	Brad Banks, QB	(AP, TSN, CNNSI)
	Nate Kaeding, PK	(AP)
	Eric Steinbach, OG	(CNNSI)
	Colin Cole, DT	(TSN, CNNSI)
2003	Bob Sanders, SS	(AP)
2004	Chad Greenway, LB	(CNNSI)
	Matt Roth, DE	(AP, WC)
2005	Chad Greenway, LB	(AP, WC, CNNSI)
2008	Mith King, DT	(AP, WC, ESPN. com)
	Seth Olsen, OT	(TSN)
2009	Pat Angerer, LB	(AP, WC)
	Bryan Bulaga, OL	(AP, WC)
2013	Brandon Scherff, OL	(FBW, PSCF)

A-AB-- All-American Board; ABC-- television; AP-- Associated Press; A-P-- All-Players; BE-- Billy Evans; C-- Camp; CBS-- radio; CF -- Citizen's Foundation; CFN -- College Football News; Col -- Colliers; CNNSI -- Sports Illustrated; CP -- Central Press; CPN -- College & Pro Newsweekly; CT -- Chicago Tribune; Eck -- Eckersall; ESPN; F -- Farrell; FA -- Football Annual; FBC -- Football Coaches; FBW -- Football Writers; FD -- Football Digest; FL -- Frank Leahy; FN -- Football News; FW -- Football World; FWAA -- Football Writers Association of America; G -- Gannett; GR -- Grantland Rice; G-R -- Gridiron Record; H -- Hearst; Helms -- Helms Foundation; INS -- International News Service; Jet -- Jet Magazine; K -- Kodak; L -- Look; LM -- Liberty Magazine; Men -- Frank Menke Syndicate; Merc -- Mercedes; Miz -- Mizlou; MP -- Metropolitan Papers; NBC -- television; NANA -- North American Newspaper Alliance; NEA -- News Enterprise Association; NYDN -- New York Daily News; NYN -- New York News; NYS -- New York Sun; PSCF - Phil Steele's College Football; PSN -- Pitts Smith News; R -- Reed; S-H -- Scripps-Howard; T -- Today; Time -- Time Magazine; TSN -- The Sporting News; UP -- United Press; UPI -- United Press International; US -- Universal Sports; WC -- Walter Camp; WR -- Williamson Rating, WTBS -- television.

**Academic All-Americans**

Year	Name, Position
1952	Bill Fenton, E*
1953	Bill Fenton, E*
	Jerry Hilgenberg, C
1975	Bob Elliott, DB*
1984	Larry Station, LB*
1985	Larry Station, LB*
1987	Chuck Hartlieb, QB*
1992	Jason Olejniczak, DB
1993	Jason Olejniczak, DB
1997	Matt Reischl, OL*
1998	Matt Reischl, OL*
1999	Aaron Kampman, DL
	Thad Sheldon, DL
	Rob Thein, RB
2000	Aaron Kampman, DL*
	Andrew Lightfoot, OL
2001	Aaron Kampman, DL*
	Andrew Lightfoot, OL
2002	Jared Clauss, DL
	Nate Kaeding, PK
	Andrew Lightfoot, OL
2003	Jared Clauss, DL
	Nate Kaeding, PK
2004	Kody Asmus, LS
	Sean Considine, DB
	Mike Elgin, OL
2005	Mike Elgin, OL*
	Andy Fenstermaker, P
	Mike Klinkenborg, LB
	Adam Shada, DB*
2006	Mike Elgin, OL*
	Mike Klinkenborg, LB*
	Adam Shada, DB*
2007	Mike Klinkenborg, LB*
	Anton Narinskiy, DL*
	Adam Shada, DB
2008	Rob Bruggeman, OL
	Anton Narinskiy, DL
	Julian Vandervelde, OL
2009	Julian Vandervelde, OL
2010	Tyler Nielsen, LB
	Jeff Tarpinian, LB
	Julian Vandervelde, OL
2011	Steve Bigach, DL
	Tyler Nielsen, LB
	James Vandenberg, QB
2012	Steve Bigach, DL
	James Morris, LB
	James Vandenberg, QB
2013	James Morris, LB*
	Jake Rudock, QB
	Brett Van Sloten, OL

\* -- First Team Honorees  
 Includes all-district selections

**Academic All-Big Ten**

Year	Name, Position	Year	Name, Position	Year	Name, Position
1987	Marv Cook, TE			1996	Trevor Bollers, FB
	Mike Flagg, TE				Michael Burger, FB
	Chuck Hartlieb, QB				Bill Ennis-Inge, DE
	J. J. Puk, LB				Aaron Granquist, FB
	Herb Wester, OL				Matt Hughes, LB
1988	Mike Ertz, OL				Aron Klein, DL
	Greg Fedders, OL				Matt Reischl, OL
	Chuck Hartlieb, QB				Derek Rose, OL
1989	Mike Ertz, OL				Ted Serama, OL
1990	Mike Dailey, LB				Rob Thein, RB
	Teddy Jo Faley, LB			1997	Plez Atkins, DB
	Jim Hartlieb, QB				Trevor Bollers, FB
	Mike Martens, WR				Michael Burger, FB
	Jason Olejniczak, DB				Matt Hughes, LB
	Matt Whitaker, TE				Aron Klein, DL
1991	Mike Dailey, LB				Matt Reischl, OL
	Teddy Jo Faley, LB				Derek Rose, OL
	Jim Hartlieb, QB				Rob Thein, RB
	Mike Martens, WR			1998	Jay Bickford, OL
	Jason Olejniczak, DB				Michael Burger, FB
	Matt Whitaker, TE				Mike Dolezal, LB
1992	Jim Hartlieb, QB				Ryan Hansen, DB
	Jason Olejniczak, DB				Matt Hughes, LB
	Matt Whitaker, TE				Kevin Kasper, WR
1993	Jeff Andrews, DE				Aron Klein, DL
	Matt Eyde, QB				Kyle McCann, QB
	Jason Olejniczak, DB				Roger Meyer, LB
1994	Eric Hilgenberg, DE				Matt Reischl, OL
	Josh McKillip, FB				Derek Rose, OL
	Jeff Westhoff, LB				Thad Sheldon, DL
1995	Trevor Bollers, FB				Joe Slattery, DB
	Michael Burger, TE				Matt Stockdale, DB
	Aaron Granquist, FB				Rob Thein, RB
	Kory Hauser, QB			1999	Ryan Barton, WR
	Eric Hilgenberg, DE				Jay Bickford, OL
	Matt Hughes, LB				A. J. Blazek, OL
	Aron Klein, DL				Jay Dittman, DL
	Matt Reischl, OL				Mike Dolezal, LB
	Todd Romano, PK				Ryan Hansen, DB
	Derek Rose, OL				Aaron Kampman, LB
	Ted Serama, OL				Kevin Kasper, WR
	Jeff Westhoff, LB				Roger Meyer, LB
	John Wilder, OL				Thad Sheldon, DL
	Chris Zdzienicki, DL				Joe Slattery, DB
					Matt Stockdale, DB
					Rob Thein, RB

2000	Ryan Barton, WR
	A. J. Blazek, OL
	Jared Clauss, DL
	Mike Dolezal, LB
	Ryan Hansen, DB
	Aaron Kampman, DL
	Kevin Kasper, WR
	Andrew Lightfoot, OL
	Roger Meyer, LB
	Bruce Nelson, C
	Matt Stockdale, DB
	Pete Traynor, OL
	Tony Burrier, LB

**National Football Foundation Scholar-Athletes**

Year	Name, Position
1968	John Charles Hendricks, DG
1975	Bob Elliott, DB
1987	Mike Flagg, TE
1998	Derek Rose, OL
2007	Mike Klinkenborg, LB
2013	James Morris, LB



Year	Name, Position
2001	Jeremy Allen, FB Tony Burrier, LB Jared Clauss, DL Sean Considine, DB Mike Dolezal, LB Robert Gallery, OT Erik Jensen, TE Nate Kaeding, PK Aaron Kampman, DL Andrew Lightfoot, OL Kyle McCann, QB Roger Meyer, LB Bruce Nelson, C Matt Stockdale, DB
2002	Tony Burrier, LB Jared Clauss, DL Sean Considine, DB Adam Densmore, OL Robert Gallery, OT Erik Jensen, TE Nate Kaeding, PK Will Lack, OL Andrew Lightfoot, OL John Mickelson, OL John Morscheiser, DL Bruce Nelson, C Pete Traynor, OL
2003	Kody Asmus, LS Nathan Chandler, QB Jared Clauss, DL Sean Considine, DB Brian Ferentz, OL Robert Gallery, OT Jacob Gancarczyk, LB Erik Jensen, TE Nate Kaeding, PK Ryan Majerus, TE Matt Melloy, WR Tom Revak, LB
2004	Kody Asmus, LS C. J. Barkema, TE Sean Considine, DB Mike Elgin, C Mike Humpal, LB Ryan Majerus, TE Matt Melloy, WR Alex Willcox, DL
2005	C. J. Barkema, TE Andrew Becker, DB Bret Chinander, LB Mike Elgin, OG Andy Fenstermaker, P Mike Humpal, LB Mike Klinkenborg, LB Matt Kroul, DL Ryan Majerus, TE Matt Melloy, WR Daniel Olszta, LS Cy Phillips, QB Kevin Sherlock, FB Adam Shada, DB Paul Wilson, FB

Year	Name, Position
2006	Mike Elgin, OG Andy Fenstermaker, P Mike Humpal, LB Mike Klinkenborg, LB Matt Kroul, DL Ryan Majerus, TE Daniel Olszta, LS Adam Shada, DB
2007	Rob Bruggeman, OL A. J. Edds, LB Bryon Gattas, LB Brett Greenwood, DB Mike Humpal, LB Mike Klinkenborg, LB Matt Kroul, DL Bryan Mattison, DE Gavin McGrath, LB Brett Morse, FB Jayme Murphy, DB Daniel Murray, PK Anton Narinskiy, DL Daniel Olszta, LS Michael Sabers, TE Adam Shada, DB Jeff Tarpinian, LB Julian Vandervelde, OL
2008	Wes Aeschliman, OL Rob Bruggeman, OL A. J. Edds, LB Matt Kroul, DT Nick Kuchel, WR Gavin McGrath, LB Brett Morse, FB Jayme Murphy, RB Daniel Murray, PK Anton Narinskiy, DL Tyler Nielsen, LB Seth Olsen, OL Michael Sabers, TE Andy Schulze, LS Jeff Tarpinian, LB Julian Vandervelde, OL
2009	A. J. Edds, LB Josh Koepfel, OL Nick Kuchel, WR Travis Meade, DL Brett Morse, FB Jayme Murphy, RB Daniel Murray, PK Tyler Nielsen, LB Jack Swanson, DB Jeff Tarpinian, LB James Vandenberg, QB Julian Vandervelde, OL Jason White, DB

Year	Name, Position
2010	Steve Bigach, DL Justin Greiner, DB Josh Koepfel, OL Nick Kuchel, WR Nolan MacMillan, OL Brett Morse, FB Daniel Murray, PK Tyler Nielsen, LB Ross Petersen, LB Colin Sandeman, WR Jack Swanson, DB Jeff Tarpinian, LB Brett Van Sloten, OL James Vandenberg, QB Julian Vandervelde, OL Jason White, DB
2011	Steve Bigach, DL Eric Guthrie, P Casey Kreiter, LS James Morris, LB Nick Nielsen, WR Tyler Nielsen, LB Woody Orne, OL Terrance Pryor, LB Steven Staggs, WR Kyle Steinbrecher, DB Jack Swanson, DB Brett Van Sloten, OL James Vandenberg, QB Jason White, RB
2012	Quinton Alston, LB Steve Bigach, DL Marcus Collins, LB Cole Fisher, OLB Casey Kreiter, LS James Morris, LB Nick Nielsen, WR Travis Perry, LB Don Shumpert, WR Steven Staggs, WR Jack Swanson, DB Louis Trinca-Pasat, DL Brett Van Sloten, OL James Vandenberg, QB Mark Weisman, FB

Year	Name, Position
2013	Conor Boffeli, OL Cole Fisher, OLB George Kittle, TE Casey Kreiter, LS Jordan Lomax, DB Nolan MacMillan, OL James Morris, LB Drew Ott, DL Travis Perry, LB Jake Rudock, QB Don Shumpert, WR Louis Trinca-Pasat, DL Brett Van Sloten, OL Mark Weisman, RB

Year	Name, Position	Year	Name, Position	Year	Name, Position	Year	Name, Position
1900	Clyde Williams, QB Joe Warner, T	1957	Alex Karras, T Jim Gibbons, E Frank Bloomquist, G Randy Duncan, QB	1987	Kerry Burt, DB Marv Cook, TE Quinn Early, WR Dave Haight, NG Chuck Hartlieb, QB Rob Houghtlin, K	2004	Matt Roth, DE Chad Greenway, LB Drew Tate, QB Abdul Hodge, LB Jonathan Babineaux, DL
1912	James Trickey, T	1958	Randy Duncan, QB Willie Fleming, HB	1988	Marv Cook, TE Dave Haight, NG Deven Harberts, WR Chuck Hartlieb, QB Bob Kratch, OT Joe Mott, DE Brad Quast, LB	2005	Chad Greenway, LB Kenny Iwebema, DL Jovon Johnson, DB
1913	Ralph McGinnis, FB	1959	Don Norton, E Bill Lapham, C Bob Jeter, HB	1989	Jim Johnson, DL Brad Quast, LB	2006	Mike Jones, OL
1916	Fred Becker, T	1960	Mark Manders, G Larry Ferguson, HB Wilburn Hollis, QB	1990	Nick Bell, RB Melvin Foster, LB Merton Hanks, DB Jim Johnson, DT Matt Rodgers, QB Matt Ruhland, DT Michael Titley, TE	2007	Mitch King, DT
1918	Harry Hunzelman, G Ronald Reed, E	1962	Larry Ferguson, HB	1991	Rob Baxley, OT John Derby, LB Mike Devlin, C Ron Geater, DT Danan Hughes, WR Matt Rodgers, QB Mike Saunders, RB Leroy Smith, DE	2008	Shonn Greene, RB Mitch King, DT Brandon Myers, TE Seth Olsen, OL
1919	Fred Slater, T Fred Lohman, FB Lester Belding, E Aubrey Devine, QB	1963	Mike Reilly, G Wally Hilgenberg, G	1992	Alan Cross, TE Scott Davis, OT Mike Devlin, C Carlos James, DB Mike Wells, DT	2009	Pat Angerer, LB Bryan Bulaga, OL Adrian Clayborn, DL Tony Moeaki, TE Dace Richardson, OL Tyler Sash, DB Amari Spivey, DB
1920	Fred Slater, T Aubrey Devine, QB Lester Belding, E	1964	Gary Snook, QB Karl Noonan, E	1993	Mike Wells, DT	2010	Adrian Clayborn, DL Derrell Johnson-Koulianos, WR Shaun Prater, DB Tyler Sash, DB
1921	Fred Slater, T Aubrey Devine, QB Gordon Locke, FB Lester Belding, E John Heldt, C Chester Mead, G Max Kadesky, E	1965	John Niland, G	1995	Nick Gallery, P	2011	Marvin McNutt, Jr., WR Shaun Prater, DB Riley Reiff, OL
1922	Gordon Locke, FB Paul Minick, G George Thompson, T	1966	Ed Podolak, TB Jon Meskimen, G	1996	Jared DeVries, DT Nick Gallery, P Damien Robinson, DB Sedrick Shaw, RB Ross Verba, OT	2012	Micah Hyde, DB
1923	Lowell Otte, E	1969	Jon Meskimen, G	1997	Tavian Banks, RB Jared DeVries, DL Tim Dwight, WR/KR Mike Goff, OL	2013	C.J. Fiedorowicz, TE B.J. Lowery, DB Brandon Scherff, OL
1924	Lowell Otte, E John Hancock, T Leland Parkin, QB William Fleckenstein, G	1971	Craig Clemons, CB	1998	Jared DeVries, DT		
1925	Richard Romey, E	1973	Brian Rollins, SE	1999	Aaron Kampman, DL Bob Sanders, DB Eric Steinbach, OL		
1926	Emerson Nelson, T	1974	Earl Douthitt, DB	2000	Brad Banks, QB Fred Barr, LB Dallas Clark, TE Colin Cole, DT Robert Gallery, OT Howard Hodges, DE Nate Kaeding, PK Bruce Nelson, C Fred Russell, RB Bob Sanders, SS Eric Steinbach, OG		
1927	Emerson Nelson, T	1975	Rod Walters, T Joe Devlin, G	2001	Robert Gallery, OT Abdul Hodge, LB Nate Kaeding, PK Matt Roth, DE Bob Sanders, DB		
1928	Peter Westra, T Richard Brown, C Fred Roberts, G Willis Glassgow, HB	1977	Tom Rusk, LB	2002			
1929	Fred Roberts, G Willis Glassgow, HB	1979	Dennis Mosley, RB Leven Weiss, LB Jay Hilgenberg, C				
1933	Joe Laws, QB Francis Schammel, G	1980	Andre Tippett, DE				
1934	Ozzie Simmons, HB	1981	Mark Bortz, DT Mel Cole, LB Pat Dean, NG Ron Hallstrom, OT Reggie Roby, P Andre Tippett, DE Lou King, CB				
1935	Ozzie Simmons, HB	1982	Mark Bortz, DT Reggie Roby, P Bobby Stoops, DB				
1937	Nile Kinnick, TB Robert Lannon, E	1983	John Alt, OT Paul Hufford, DT Chuck Long, QB Dave Moritz, WR Larry Station, LB Mike Stoops, DB				
1938	Erwin Prasse, E	1984	Ronnie Harmon, RB Paul Hufford, DT George Little, DT Chuck Long, QB Devon Mitchell, DB Larry Station, LB Mike Stoops, DB				
1939	Erwin Prasse, E Nile Kinnick, HB Mike Enich, T	1985	Jeff Drost, DT Mike Haight, OT Ronnie Harmon, RB Rob Houghtlin, K Chuck Long, QB Jay Norvell, DB Hap Peterson, NG Larry Station, LB				
1940	Mike Enich, T	1986	Rick Bayless, RB Dave Croston, OT Jeff Drost, DT Dave Haight, NG Bob Kratch, OG				
1942	Tom Farmer, QB						
1946	Earl Banks, G Dick Hoerner, FB						
1948	William Kay, T						
1950	Bill Reichardt, FB						
1951	Bill Reichardt, FB						
1952	Bill Fenton, E						
1953	Cal Jones, G Jerry Hilgenberg, C						
1954	Cal Jones, G						
1955	Cal Jones, G Eddie Vincent, HB						
1956	Alex Karras, T Ken Ploen, QB Donald Suchy, C Frank Gilliam, E						

Year	Name, Position
1948	Bob McKenzie, E
1949	Jack Dittmer, E
1953	Bill Fenton, E
1954	Frank Gilliam, E John Hall, T Earl Smith, B Eddie Vincent, B
1955	Eddie Vincent, B
1957	Robert Cummings, G Richard Klein, T
1958	Gary Grouwinkler, G Ray Jauch, HB Curt Merz, E
1959	Bill Lapham, C Ray Jauch, HB
1960	Sherwyn Thorson, G
1961	Bill Van Buren, C Al Hinton, T Sherwyn Thorson, G Cloyd Webb, E
1962	Earl McQuiston, G
1963	Paul Krause, HB Cloyd Webb, E
1964	John Niland, OG
1965	Bill Briggs, DT Dan Hilsabeck, LB
1966	Dick Gibbs, DB Dave Moreland, LB
1967	Al Bream, E Silas McKinnie, FB Steve Wilson, DB
1968	Al Bream, E Steve Wilson, DB
1969	Craig Clemons, DB Larry Ely, LB Ray Manning, E Layne McDowell, DT
1970	Craig Clemons, DB Layne McDowell, DT Levi Mitchell, HB John Muller, OT
1971	John Muller, OT
1972	John Muller, OT Earl Douthitt Andre Jackson, LB Rick Penny, DB
1973	Earl Douthitt, DB
1974	Joe Devlin, OG Lynn Heil, E
1975	Dave Bryant, MG Andre Jackson, LB Brady Yocum, E
1976	Tom Rusk, LB
1977	John Harty, DT Tom Rusk, LB
1978	Tom Rusk, LB Brad Reid, WR John Harty, DT
1979	John Harty, DT Reggie Roby, P
1980	Keith Chapelle, WR Pat Dean, MG Jay Hilgenberg, C Andre Tippet, E
1981	Todd Simonsen, LB

Year	Name, Position
1982	John Alt, OT Joel Hilgenberg, C Brett Miller, OT Eddie Phillips, RB Larry Station, LB
1983	Joel Hilgenberg, C Joe Levelis, OG Tony Wancett, DL
1984	Owen Gill, RB Jonathon Hayes, TE Mike Haight, OT Keith Hunter, DB Kevin Spitzig, LB
1985	Mike Flagg, TE Bill Happel, WR Tom Humphrey, OG Devon Mitchell, DB
1986	Mike Flagg, TE Rob Houghtlin, PK Dick Sistrunk, DB
1987	Dick Sistrunk, DB
1988	Jeff Koeppel, OLB
1989	Jeff Koeppel, OLB Bill Anderson, OG Merton Hanks, DB Matt Ruthland, DL
1990	Rob Baxley, OT Nick Bell, RB John Derby, LB Mike Devlin, C Matt Ruthland, DL Mike Titley, TE
1991	Rob Baxley, OT John Derby, LB Alan Cross, TE Ron Geater, DL Mike Devlin, C Matt Rodgers, QB
1992	Mike Devlin, C Alan Cross, TE Scott Davis, OT Mike Ferroni, OG Danan Hughes, WR Carlos James, DB
1993	Larry Blue, DE Nick Gallery, P Matt Purdy, G Mike Wells, DL
1994	Matt Purdy, G Parker Wildeman, DL
1995	Matt Purdy, G Bobby Diaco, LB Scott Slutzker, TE
1996	Jared DeVries, DL Tim Dwight, WR Tom Knight, DB Damien Robinson, DB Matt Sherman, QB
1997	Tim Dwight, WR Plez Atkins, DB Derek Rose, C
1998	Eric Thigpen, DB
1999	Ladell Betts, RB Matt Bowen, DB
2000	Ladell Betts, RB Kevin Kasper, WR

Year	Name, Position
2001	Ladell Betts, RB Aaron Kampman, DL David Porter, OT Bob Sanders, DB Eric Steinbach, OG
2002	David Porter, OT Fred Barr, LB Howard Hodges, DL Nate Kaeding, K Derek Pagel, DB Fred Russel, RB Grant Steen, LB
2003	Howard Hodges, DL Fred Russel, RB Chad Greenway, LB Abdul Hodge, LB
2004	Abdul Hodge, LB Jonathon Babineaux, DL Clinton Solomon, WR Drew Tate, QB
2005	Abdul Hodge, LB Jovon Johnson, DB Kyle Schlicher, K Albert Young, RB
2006	Scott Chandler, TE Mike Jones, OG Mike Klinkenborg, LB Marcus Paschal, DB Marshal Yanda, OT
2007	Charles Godfrey, DB Mike Humpal, LB Mitch King, DL Bryan Mattison, DL
2008	Pat Angerer, LB Rob Bruggeman, OL Bryan Bulaga, OL Kyle Calloway, OL Ryan Donahue, P Matt Kroul, DL Brandon Myers, TE Amari Speivey, DB
2009	Kyle Calloway, OL Ryan Donahue, P A. J. Edds, LB Rafael Eubanks, OL Brett Greenwood, DB Derrell Johnson-Koulianos, WR Tony Moeaki, TE Dace Richardson, OL Amari Spivey, DB

Year	Name, Position
2010	Brett Greenwood, DB Jeremiha Hunter, LB Marvin McNutt, Jr., WR Riley Reiff, OL Allen Reisner, TE Karl Klug, DT Julian Vandervelde, OL
2011	Broderick Binns, DL Marcus Coker, RB Mike Daniels, DL Adam Gettis, OL Micah Hyde, CB
2012	James Ferentz, OL
2013	Carl Davis, DL Anthony Hitchens, LB Mike Meyer, PK James Morris, LB Brett Van Sloten, OL

Year	Name, Position	Year	Name, Position	Year	Name, Position	Year	Name, Position
1924	Leland Parkin, QB	1970	Dave Clement, LB	1991	Rob Baxley, OL Gary Clark, DB Rod Davis, DL John Derby, LB Jon Filloon, WR Ron Geater, DT Eddie Polly, DB Matt Rodgers, QB Mike Saunders, RB Jeff Skillett, K Leroy Smith, DL Dave Turner, OL Brian Wise, DB	2005	Abdul Hodge, LB Chad Greenway, LB Ed Hinkel, WR Albert Young, RB
1925	Donald Graham, FB	1971	Craig Clemons, DB			2006	Mike Klinkenborg, LB Marshal Yanda, OL
1926	Nick Kutsch, HB	1972	Dan Dickel, DE	1992	Mike Devlin, C Carlos James, DB Mike Wells, DT	2007	Mike Humpal, LB Albert Young, RB
1927	Emerson Nelson, T	1973	Brian Rollins, SE	1993	Larry Blue, DE Paul Burmeister, QB Harold Jasper, WR Mike Wells, DT	2008	* Shonn Greene, RB Mitch King, DT
1928	Willis Glassgow, HB	1974	Rob Fick, QB			2009	Pat Angerer, LB Ricky Stanzi, QB
1929	* Willis Glassgow, HB	1975	Andre Jackson, LB	1994	Kent Kahl, FB Marquis Porter, DB Parker Wildeman, DL	2010	Karl Klug, DL Ricky Stanzi, QB
1930	Oliver Sansen, FB	1976	Butch Caldwell, QB Tom Grine, TE	1995	Bobby Diaco, LB Sedrick Shaw, RB Casey Wiegmann, C	2011	Broderick Binns, DL Marvin McNutt, Jr., WR
1931	Oliver Sansen, FB	1977	Dean Moore, LB Rod Sears, DB	1996	Tim Dwight, WR Damien Robinson, DB Sedrick Shaw, RB Ross Verba, OT	2012	James Ferentz, OL Micah Hyde, DB
1932	Joe Laws, HB	1978	Brad Reid, SE	1997	Tavian Banks, RB Kerry Cooks, DB Jared DeVries, DL Tim Dwight, WR	2013	Anthony Hitchens, LB Brandon Scherff, OL
1933	* Joe Laws, HB	1979	Dennis Mosley, RB	1998	Jared DeVries, DL Derek Rose, C		
1934	Dick Crayne, FB	1980	Keith Chappelle, WR	1999	Ladell Betts, RB Matt Bowen, DB		
1935	Dick Crayne, FB	1981	Mel Cole, LB	2000	Kevin Kasper, WR LeVar Woods, LB		
1936	Homer Harris, E	1982	Bobby Stoops, DB	2001	Ladell Betts, RB Bob Sanders, DB		
1937	Bob Lannon, E	1983	Norm Granger, FB Chuck Long, QB Dave Moritz, WR	2002	* Brad Banks, QB C. J. Jones, WR Andrew Lightfoot, OG Bruce Nelson, C David Porter, OT Ben Sobieski, OG Eric Steinbach, OG Fred Barr, LB Scott Boleyn, DB Colin Cole, DT D. J. Johnson, DB Derek Pagel, DB		
1938	Erwin Prasse, E	1984	Ronnie Harmon, RB	2003	Robert Gallery, OT Bob Sanders, DB		
1939	* Nile Kinnick, HB	1985	Nate Creer, DB Mike Haight, OT Bill Happel, SE Ronnie Harmon, TB Scott Helverson, WB Tom Humphrey, OG * Chuck Long, QB George Millett, DE Devon Mitchell, DB Jay Norvell, DB Kelly O'Brien, OG Hap Peterson, NG Larry Station, LB	2004	Drew Tate, QB Jonathan Babineaux, DL		
1940	Mike Enich, T						
1941	William Diehl, C						
1942	Tom Farmer, QB						
1943	Bob Liddy, G						
1944	Bob Snyder, C						
1945	Arthur Johnson, FB						
1946	William Kay, T						
1947	Harold Schoener, E						
1948	Al DiMarco, QB						
1949	Jack Dittmer, E						
1950	Harold Bradley, T						
1951	* Bill Reichardt, FB						
1952	William Fenton, E						
1953	William Fenton, E						
1954	Warren Lawson, C						
1955	Jerry Reichow, QB						
1956	* Ken Ploen, QB						
1957	Bob Commings, G						
1958	* Randy Duncan, QB						
1959	Don Norton, E						
1960	Bernie Wyatt, HB						
1961	Al Hinton, T						
1962	Larry Ferguson, HB						
1963	Mike Reilly, G						
1964	Karl Noonan, FL						
1965	Dave Long, DE						
1966	Dick Gibbs, DB						
1967	Silas McKinnie, TB						
1968	Ed Podolak, TB						
1969	Larry Ely, LB						

\* -- won Chicago Tribune Silver Trophy given to Big Ten MVP



<b>1889</b>	Martin Sampson, HB	<b>1962</b>	Larry Ferguson, HB	<b>1986</b>	Dave Croston, OT	<b>2001</b>	Ladell Betts, RB
<b>1890</b>	Arthur Smith, QB	<b>1963</b>	Paul Krause, HB		George Davis, LB		Aaron Kampman, DL
<b>1891</b>	Frank Pierce, QB		Wally Hilgenberg, G		Jeff Drost, DT		Kyle McCann, QB
<b>1892</b>	Allen Sanford, HB	<b>1964</b>	Tony Giacobazzi, E		Ken Sims, DB		Derek Pagel, DB
<b>1893</b>	Lloyd Elliott, FB	<b>1965</b>	Karl Noonan, FL		Mark Vlasic, QB		Matt Stockdale, DB
<b>1894</b>	Prince Sawyer, QB	<b>1966</b>	Dick Gibbs, DB	<b>1987</b>	Kerry Burt, DB	<b>2002</b>	Brad Banks, QB
<b>1895</b>	Kalita Leighton, G		Dan Hilsabeck, LB		Quinn Early, WR		Fred Barr, LB
<b>1896</b>	Iver Iverson, C	<b>1967</b>	Tony Williams, DB		Mike Flagg, TE		Colin Cole, DT
<b>1897</b>	J. Walker, G		Silas McKinnie, TB		Dave Haight, NG		Nate Kaeding, PK
<b>1898</b>	Samuel Hobbs, FB	<b>1968</b>	Ed Podolak, TB		J. J. Puk, LB		Bruce Nelson, C
<b>1899</b>	Moray Eby, T		Steve Wilson, DB		Herb Wester, OT	<b>2003</b>	Robert Gallery, OT
<b>1900</b>	John Griffith, FB	<b>1969</b>	Jon Meskimen, OL	<b>1988</b>	Marv Cook, TE		Howard Hodges, DE
<b>1901</b>	Clyde Williams, QB		Larry Ely, LB		Dave Haight, NG		Nate Kaeding, PK
<b>1902</b>	H. S. Hollenbeck, G	<b>1970</b>	Ray Manning, TE		Chuck Hartlieb, QB		Fred Russell, RB
<b>1903</b>	C. H. Coulthard, E		Dan McDonald, LB		Bob Kratch, OT	<b>2004</b>	Bob Sanders, DB
<b>1904</b>	Nyle Jones, HB	<b>1971</b>	Geoff Mickelson, OB		Jim Reilly, LB		Jonathan Babineaux, DL
<b>1905</b>	A. E. McGowan, FB		Craig Clemons, DB	<b>1989</b>	Bill Anderson, OL		David Bradley, P
<b>1906</b>	George Allen, HB	<b>1972</b>	Craig Darling, OL		Richard Bass, FB		Sean Considine, DB
<b>1907</b>	R. A. White, E		Dave Harris, TB		Jeff Koeppel, DL		Ed Hinkel, WR
<b>1908</b>	Charles Kirk, FB		Dave Simms, LB		Tom Poholsky, QB		Pete McMahon, OL
<b>1909</b>	H. R. Gross, T	<b>1973</b>	Dan Dickel, DE		Brad Quast, LB		Matt Roth, DE
<b>1910</b>	M. W. Hyland, E		Brian Rollins, SE		Anthony Wright, DB	<b>2005</b>	Brian Ferentz, OL
<b>1911</b>	J. R. Murphy, FB-HB		Roger Jerrick, C	<b>1990</b>	Greg Aegerter, OL		Chad Greenway, LB
<b>1912</b>	Henry Hanson, G	<b>1974</b>	Dan McCarney, OG		Merton Hanks, DB		Ed Hinkel, WR
<b>1913</b>	Ralph McGinnis, FB		Earl Douthitt, DB		Jim Johnson, DL		Abdul Hodge, LB
<b>1914</b>	A. H. Gunderson, E	<b>1975</b>	Andre Jackson, LB		Tony Stewart, RB		Marcus Schnoor, RB
<b>1915</b>	Irving Barron, T		Brandt Yocom, TE	<b>1991</b>	Rob Baxley, OL	<b>2006</b>	Mike Elgin, OL
<b>1916</b>	Charles Laun, FB	<b>1976</b>	Tom Grine, TE		John Derby, LB		Bryan Mattison, DE
<b>1917</b>	J. E. Davis, HB		Jim Caldwell, DB		Matt Rodgers, QB		Miguel Merrick, DB
<b>1918</b>	Ronald Reed, E	<b>1977</b>	Jim Hilgenberg, C		Leroy Smith, DE		Mike Klinkenborg, LB
<b>1919</b>	Fred Lohman, FB		Dean Moore, LB	<b>1992</b>	Mike Devlin, C		Marshal Yanda, OL
<b>1920</b>	William Kelly, QB	<b>1978</b>	Jon Lazar, FB		Bret Bielema, DL	<b>2007</b>	Tom Busch, FB
<b>1921</b>	Aubrey Devine, HB		Tom Rusk, LB	<b>1993</b>	Larry Blue, DE		Mike Humpal, LB
<b>1922</b>	Gordon Locke, FB		Tim Gutshall, LB		Paul Burmeister, QB		Bryan Mattison, DE
<b>1923</b>	Glenn Miller, HB		Dave Becker, DB		Mike Wells, DT		Daniel Olszta, OL
<b>1924</b>	Leland Parking, QB	<b>1979</b>	Jim Molini, DE	<b>1994</b>	John Hartlieb, LB		Albert Young, RB
<b>1925</b>	Harold Griffen, C		Mario Pace, DB		Harold Jasper, WR	<b>2008</b>	Rob Bruggeman, OL
<b>1926</b>	Paul Smith, E		Sam Palladino, OT		Ryan Terry, RB		Shonn Greene, RB
<b>1927</b>	Emerson Nelson, T		Cedric Shaw, DB		Parker Wildeman, DL		Mitch King, DT
<b>1928</b>	Richard Brown, C		Jim Swift, TE	<b>1995</b>	Lloyd Bickham, DL		Matt Kroul, DT
<b>1929</b>	Willis Glassgow, HB	<b>1980</b>	Kent Ellis, DB		Chris Jackson, DB	<b>2009</b>	Gavin McGrath, LB
<b>1930</b>	Grover Higdon, G		John Harty, DT		Matt Purdy, OL		Pat Angerer, LB
<b>1931</b>	Oliver Sansen, FB		Dean McKillip, FB		Casey Wiegmann, OL		Adrian Clayborn, DE
<b>1932</b>	Marcus Magnussen, C		Matt Petrzela, OT	<b>1996</b>	Bill Ennis-Inge, DE		A. J. Edds, LB
<b>1933</b>	Tom Moore, C		Bryan Skradis, DE		Tom Knight, DB		Tony Moeaki, TE
<b>1934</b>	Russell Fisher, HB		Phil Suess, QB		Sedrick Shaw, RB		Ricky Stanzi, QB
<b>1935</b>	Richard Crayne, FB	<b>1981</b>	Tracy Crocker, DB		Ross Verba, OL	<b>2010</b>	Adrian Clayborn, DE
<b>1936</b>	John Hild, HB		Pete Gales, QB	<b>1997</b>	Kerry Cooks, DB		Brett Greenwood, DB
	Ted Osmaloski, C		Bruce Kittle, OT		Tim Dwight, WR		Karl Klug, DT
<b>1937</b>	Homer Harris, E		Andre Tippet, DE		Jon LaFleur, DT		Brett Morse, FB
<b>1938</b>	Jack Eicherly, HB		Brad Webb, DE		Matt Sherman, QB		Ricky Stanzi, QB
<b>1939</b>	Erwin Prasse, E	<b>1982</b>	Mark Bortz, DT	<b>1998</b>	Michael Burger, FB	<b>2011</b>	Mike Daniels, DL
<b>1940</b>	Mike Enich, T		Norm Granger, FB		Jared DeVries, DT		Eric Guthrie, P
<b>1941</b>	William Diehl, C		Mike Hufford, TE		Matt Hughes, LB		Marvin McNutt, Jr., WR
<b>1943</b>	Robert Liddy, G		Brett Miller, OT		Derek Rose, OL		Tyler Nielsen, LB
	William Barbour, E		Bobby Stoops, DB	<b>1999</b>	Matt Bowen, DB		James Vandenberg, QB
<b>1952</b>	Bill Fenton, E	<b>1983</b>	Norm Granger, FB		Scott Pospisil, DL	<b>2012</b>	James Ferentz, OL
<b>1953</b>	Andrew Houg, T		Jon Roehlk, OG		Randy Reiners, QB		Christian Kirksey, LB
<b>1954</b>	George Broeder, FB		Dave Strobel, DE		Travis Senters, LB		Mike Meyer, PK
<b>1955</b>	Calvin Jones, G	<b>1984</b>	Owen Gill, RB		Rob Thein, FB		James Morris, LB
<b>1956</b>	Richard Deasy, T		Jonathan Hayes, TE	<b>2000</b>	Jason Baker, P		James Vandenberg, QB
	Donald Suchy, C		Paul Hufford, DT		A. J. Blazek, OL	<b>2013</b>	Christian Kirksey, LB
<b>1957</b>	Jim Gibbons, E		Keith Hunter, DB		Anthony Herron, DL		Casey Kreiter, LS
<b>1958</b>	John Nocera, FB		Kevin Spitzig, LB		Kevin Kasper, WR		James Morris, LB
<b>1959</b>	Don Norton, E	<b>1985</b>	Mike Haight, OT		LeVar Woods, LB		Brett Van Sloten, OL
	Ray Jauch, HB		Ronnie Harmon, RB				Mark Weisman, RB
<b>1960</b>	Jerry Mauren, HB		Chuck Long, QB				
<b>1961</b>	Bill Van Buren, C		Hap Peterson, NG				
	Wilburn Hollis, QB		Larry Station, LB				

**1936 NFL Draft**

Rd. 1 Dick Crayne, Brooklyn (4th) FB

**1938 NFL Draft**

Rd. 5 Bob Lawson, Philadelphia

**1939 NFL Draft**

Rd. 16 Frank Balazs, Green Bay B

**1940 NFL Draft**

Rd. 2 Nile Kinnick, Brooklyn HB

Rd. 9 Erwin Prasse, Detroit E

Rd. 20 Henry Luebecke, Green Bay OL

**1941 NFL Draft**

Rd. 10 Mike Enich, Green Bay OL

**1942 NFL Draft**

Rd. 3 Bill Green, Green Bay FB

Rd. 10 Bill Diehl, Detroit OL

Rd. 20 Al Couppee, Washington B

**1943 NFL Draft**

Rd. 2 Tom Farmer, Cleveland RB

Rd. 8 Bill Parker, Cleveland E

Rd. 16 Bill Burkett, Brooklyn E

**1945 NFL Draft**

Rd. 2 Stan Mohrbacher, Detroit OL

Rd. 3 Forest Masterson, Chicago Bears C

Rd. 12 Ben Trickey, Detroit

Rd. 14 Chuck Uknes, Cleveland

Rd. 16 Jim Keane, Chicago Bears E

Rd. 17 Dick Hoerner, Cleveland RB

Rd. 17 Bruno Niedziela, Chicago Bears T

Rd. 19 Sam Vacanti, New York Giants

Rd. 21 Ted Curren, Brooklyn HB

**1946 NFL Draft**

Rd. 11 Tom Hand, Green Bay

**1947 NFL Draft**

Rd. 13 Bob Sullivan, Boston HB

Rd. 21 Hal Schoener, N. Y. Giants E

Rd. 22 Jim Smith, Washington QB

Rd. 29 Herb Schoener, Washington FB/E

**1947 AAFC Draft**

Rd. 16 Bruno Niedziela, Chicago Rockets T

Rd. 17 Bob Sullivan, L. A. Dons HB

Rd. 20 Russ Benda, Chicago Rockets OL

Rd. 24 Dave Day, Chicago Rockets OL

Dick Hoerner, Cleveland FB

**1948 NFL Draft**

Rd. 17 Joe Grothus, New York Giants OL

Rd. 21 Dick Woodward, N. Y. Giants C

Rd. 25 Jim Shoat, Boston

**1948 AAFC Draft**

Rd. 9 Lou King, Buffalo QB

**1949 NFL Draft**

Rd. 4 Bill Kay, New York Giants OL

Rd. 11 Jim Cozad, Los Angeles Rams OL

Rd. 18 Webb Halbert, Chicago Cardinals

Rd. 25 Ralph Doran, New York Giants HB

**1949 AAFC Draft**

Rd. 25 Joe Grothus, Baltimore OL

**1950 NFL Draft**

Rd. 9 Don Winslow, Washington OL

**1951 NFL Draft**

Rd. 25 Glenn Drahm, Philadelphia QB

Rd. 30 Jerry Faske, San Francisco

**1952 NFL Draft**

Rd. 7 Bill Reichardt, Green Bay RB

Rd. 8 Hubert Johnson, Washington

**1954 NFL Draft**

Rd. 4 Jerry Hilgenberg, Cleveland OL

Rd. 12 Don Chelf, Baltimore G

Rd. 14 Jim Head, Cleveland

Rd. 16 Dusty Rice, New York Giants HB

**1955 NFL Draft**

Rd. 3 John Hall, Cleveland T

Rd. 16 Don Suchy, Cleveland OL

Rd. 20 Lou Matykiewicz, Pittsburgh LB

Rd. 29 Dick Klein, Chicago Bears T

**1956 NFL Draft**

Rd. 4 Jerry Reichow, Detroit QB

Rd. 5 Jim Freeman, L. A. Rams

Rd. 9 Cal Jones, Detroit OL

Rd. 6 Eddie Vincent, L. A. Rams

Rd. 12 Roger Swedberg, San Francisco

**1957 NFL Draft**

Rd. 7 Frank Gilliam, Green Bay E

Rd. 10 Don Dobrino, Washington HB

Rd. 16 John Nocera, Philadelphia LB

Rd. 19 Ken Ploen, Cleveland QB

**1958 NFL Draft**

Rd. 1 Alex Karras, Detroit (10th) DT

Rd. 4 Frank Rigney, Philadelphia T

Rd. 5 Jim Gibbons, Cleveland E

Rd. 14 Bill Lapham, Philadelphia C

Rd. 17 Bill VanBuren, Philadelphia OL

Rd. 18 John Burroughs, Philadelphia T

Rd. 26 Frank Bloomquist, Washington OL

**1959 NFL Draft**

Rd. 1 Randy Duncan, Green Bay (1st) QB

Rd. 6 Mac Lewis, Chicago Cardinals OT

Rd. 7 Mitch Ogiego, Washington

Rd. 28 Fred Long, Baltimore

**1960 NFL Draft**

Rd. 2 Bob Jeter, Green Bay DB/HB

Rd. 3 Curt Merz, Philadelphia E

Rd. 5 Don Norton, Philadelphia E

Rd. 18 Charley Lee, Pittsburgh T

Rd. 19 Bob Hain, Philadelphia

**1960 AFL Draft**

1st pick Bob Hain, L. A. Chargers

1st pick Don Horn, L. A. Chargers

1st pick Ray Jauch, Buffalo

1st pick Bob Jeter, L. A. Chargers DB/HB

1st pick Curt Merz, New York Titans E

1st pick Don Norton, Minneapolis E

1st pick Olen Treadway, Denver

**1961 NFL Draft**

Rd. 14 Willie Fleming, Philadelphia HB

Rd. 19 Bernie Wyatt, Pittsburgh HB

Exp. Bill Lapham, Minnesota C

**1961 AFL Draft**

Rd. 10 Charley Lee, Houston T

**1962 NFL Draft**

Rd. 4 Larry Ferguson, Detroit RB

Rd. 7 Sherwyn Thorson, L. A. Rams OL

Rd. 9 Wilburn Hollis, St. Louis QB

Rd. 13 Bill Whisler, San Francisco E

**1962 AFL Draft**

Rd. 3 Sherwyn Thorson, Boston OL

Rd. 6 Al Hinton, Dallas Texans T

Rd. 13 Wilburn Hollis, New York Titans QB

Rd. 17 Larry Ferguson, Oakland HB

Rd. 23 Bill VanBuren, Houston C

Rd. 32 Bernie Wyatt, Houston HB

**1963 NFL Draft**

Rd. 10 Earl McQuiston, Green Bay OL

Rd. 12 Bill Perkins, Dallas Cowboys FB/E

Rd. 14 Joe Williams, New York Giants FB

Rd. 15 Matt Szykowny, Pittsburgh QB

**1964 NFL Draft**

Rd. 2 Paul Krause, Washington DB

Rd. 4 Wally Hilgenberg LB

Rd. 4 Mike Reilly, Chicago Bears LB

Rd. 12 Bob Sherman, Pittsburgh B

Rd. 13 Cloyd Webb, Chicago Bears DE

Rd. 17 Gus Kasapis, Chicago Bears T

**NOTE:** Players selected in the first round of the NFL Draft have the number of their selection included.

**1964 AFL Draft**

Rd. 5	Mike Reilly, Buffalo	LB
Rd. 8	Wally Hilgenberg, Denver	LB
Rd. 11	Cloyd Webb, Buffalo	DE
Rd. 12	Paul Krause, Denver	DB

**1965 NFL Draft**

Rd. 20	Tony Giacobazzi, St. Louis	E
--------	----------------------------	---

**1966 NFL Draft**

Rd. 1	John Niland, Dallas (5th)	OG
Rd. 3	Al Randolph, San Francisco	DB
Rd. 3	Dave Long, St. Louis	DE
Rd. 4	Gary Snook, St. Louis	QB
Rd. 5	Bill Briggs, New York Giants	DE
Rd. 11	Cliff Wilder, New York Giants	E
Exp.	Dave Recher, Atlanta	C
Exp.	Bob Sherman, Atlanta	B

**1966 AFL Draft**

Rd. 6	Dave Long, Houston	DE
Rd. 13	John Niland, Oakland	OG

**1966 AFL Redshirt Draft**

Rd. 6	Joe Beauchamp, San Diego	
-------	--------------------------	--

**1967 NFL/AFL Draft**

Rd. 7	Bob Ziolkowski, Green Bay	T
Rd. 13	Rich Gibbs, San Francisco	DB

**1969 NFL/AFL Draft**

Rd. 2	Ed Podolak, Kansas City	RB
Rd. 14	Al Bream, Kansas City	WR

**1970 NFL Draft**

Rd. 4	Paul Laaveg, Washington	OL
Rd. 6	Mike Cilek, Cleveland	QB
Rd. 13	Rich Stepanek, Atlanta	OL
Rd. 16	Larry Ely, Cincinnati	LB

**1971 NFL Draft**

Rd. 6	Kerry Reardon, Kansas City	DB
Rd. 9	Tim Sullivan, Minnesota	FB
Rd. 10	Layne McDowell, Boston	OL

**1972 NFL Draft**

Rd. 1	Craig Clemons, Chicago (12th)	DB
Rd. 6	Charles Bolden, Dallas	DB
Rd. 9	Larry Horton, Chicago	DT

**1973 NFL Draft**

Rd. 7	John Muller, Green Bay	OL
Rd. 8	Craig Darling, Minnesota	OL
Rd. 8	Bill Windauer, Baltimore	DT
Rd. 15	Charles Cross, Pittsburgh	DB

**1974 NFL Draft**

Rd. 7	Dan Dickel, Baltimore	LB
-------	-----------------------	----

**1975 NFL draft**

Rd. 7	Earl Douthitt, Chicago	DB
-------	------------------------	----

**1976 NFL Draft**

Rd. 1	Rod Walters, Kansas City (14th)	OL
Rd. 2	Joe Devlin, Buffalo	OL
Rd. 2	Jim Jensen, Dallas	RB
Rd. 7	Rod Wellington, Kansas City	RB
Rd. 9	Warren Peiffer, New Orleans	DT
Exp.	Earl Douthitt, Tampa Bay	DB
Exp.	Larry Ely, Tampa Bay	LB

**1978 NFL Draft**

Rd. 9	Dean Moore, San Francisco	LB
Rd. 10	Barry Tomasetti, Dallas	DL

**1979 NFL Draft**

Rd. 9	Tom Rusk, New York Giants	LB
Rd. 12	Dave Becker, Chicago	DB

**1980 NFL Draft**

Rd. 9	Dennis Mosley, Minnesota	RB
Rd. 9	Jim Swift, Seattle	TE

**1981 NFL Draft**

Rd. 2	John Harty, San Francisco	DL
Rd. 11	Keith Chappelle, Atlanta	WR
Rd. 11	Matt Petrzalka, San Diego	OL

**1982 NFL Draft**

Rd. 1	Ron Hallstrom, Green Bay (22nd)	OL
Rd. 2	Andre Tippett, New England	LB

**1983 NFL Draft**

Rd. 5	Brett Miller, Atlanta	OL
Rd. 6	Reggie Roby, Miami	P
Rd. 8	Mark Bortz, Chicago	OL

**1984 NFL Draft**

Rd. 1	John Alt, Kansas City (21st)	OL
Rd. 4	Joel Hilgenberg, New Orleans	OL
Rd. 5	Norm Granger, Dallas	FB
Rd. 6	Joe Levelis, Dallas	OL
Rd. 10	Dave Moritz, San Francisco	SE

**1985 NFL Draft**

Rd. 2	Owen Gill, Seattle	FB
Rd. 2	Jon Hayes, Kansas City	TE
Rd. 3	George Little, Miami	DL
Rd. 8	Dave Strobel, Cincinnati	DE

**1986 NFL Draft**

Rd. 1	Chuck Long, Detroit (12th)	QB
Rd. 1	Ronnie Harmon, Buffalo (16th)	RB
Rd. 1	Mike Haight, New York Jets (22nd)	OL
Rd. 4	Devon Mitchell, Detroit	DB
Rd. 11	Larry Station, Pittsburgh	LB

**1987 NFL Draft**

Rd. 3	Dave Croston, Green Bay	OL
Rd. 3	Chris Gambol, Indianapolis	OL
Rd. 4	Mark Vlasic, San Diego	QB
Rd. 8	Jeff Drost, Green Bay	DL

**1988 NFL Draft**

Rd. 3	Quinn Early, San Diego	WR
Rd. 4	Kevin Harmon, Seattle	RB
Rd. 5	Herb Wester, Cincinnati	OL
Rd. 10	Joe Schuster, Philadelphia	DL

**1989 NFL Draft**

Rd. 3	Marv Cook, New England	TE
Rd. 3	Bob Kratch, New York Giants	OL
Rd. 3	Joe Mott, New York Jets	LB
Rd. 12	Chuck Hartlieb, Houston	QB

**1990 NFL Draft**

Rd. 7	Bill Anderson, Chicago	OL
Rd. 10	Brad Quast, New York Jets	LB

**1991 NFL Draft**

Rd. 2	Nick Bell, LA Raiders	RB
Rd. 5	Merton Hanks, San Francisco	DB
Rd. 10	Michael Titley, Miami	TE
Rd. 11	Tony Stewart, Seattle	RB

**1992 NFL Draft**

Rd. 7	Ron Geater, Denver	DL
Rd. 8	Mike Saunders, Pittsburgh	RB
Rd. 11	Rob Baxley, Phoenix	OL
Rd. 12	Matt Rodgers, Buffalo	QB

**1993 NFL Draft**

Rd. 5	Mike Devlin, Buffalo	OL
Rd. 6	Scott Davis, New York Giants	OL
Rd. 7	Danan Hughes, Kansas City	WR

**1994 NFL Draft**

Rd. 4	Mike Wells, Minnesota	DL
-------	-----------------------	----

**1995 NFL Draft**

Rd. 6	Fritz Fequiere, Denver	OL
-------	------------------------	----

**1996 NFL Draft**

Rd. 3	Scott Slutzker, Indianapolis	TE
-------	------------------------------	----

**1997 NFL Draft**

Rd. 1	Tom Knight, Arizona (9th)	DB
Rd. 1	Ross Verba, Green Bay (30th)	OL
Rd. 3	Sedrick Shaw, New England	RB
Rd. 4	Damien Robinson, Philadelphia	DB

**1998 NFL Draft**

Rd. 3	Mike Goff, Cincinnati	OL
Rd. 4	Tavian Banks, Jacksonville	RB
Rd. 4	Tim Dwight, Atlanta	WR
Rd. 5	Kerry Cooks, Minnesota	DB

**1999 NFL Draft**

Rd. 3	Jared DeVries, Detroit	DL
Rd. 6	Eric Thigpen, Atlanta	DB

**2000 NFL Draft**

Rd. 5	Austin Wheatley, New Orleans	TE
Rd. 6	Matt Bowen, St. Louis	DB

**2001 NFL Draft**

Rd. 6	Kevin Kasper, Denver	WR
-------	----------------------	----

**2002 NFL Draft**

Rd. 2	Ladell Betts, Washington	RB
Rd. 5	Aaron Kampman, Green Bay	DL
Rd. 6	Kahlil Hill, Atlanta	WR

**2003 NFL Draft**

Rd. 1	Dallas Clark, Indianapolis (24th)	TE
Rd. 2	Eric Steinbach, Cincinnati	OL
Rd. 2	Bruce Nelson, Carolina	C
Rd. 5	Derek Pagel, New York Jets	DB
Rd. 5	Ben Sobieski, Buffalo	OL

**2004 NFL Draft**

Rd. 1	Robert Gallery, Oakland (2nd)	OL
Rd. 2	Bob Sanders, Indianapolis	DB
Rd. 3	Nate Kaeding, San Diego	PK
Rd. 7	Jared Clauss, Tennessee	DL
Rd. 7	Erik Jensen, St. Louis	TE

**2005 NFL Draft**

Rd. 2	Matt Roth, Miami	DE
Rd. 2	Jonathan Babineaux, Atlanta	DL
Rd. 4	Sean Considine, Philadelphia	DB
Rd. 6	Tony Jackson, Seattle	TE
Rd. 6	Pete McMahon, Oakland	OL

**2006 NFL Draft**

Rd. 1	Chad Greenway, Minnesota (17th)	LB
Rd. 3	Abdul Hodge, Green Bay	LB

**2007 NFL Draft**

Rd. 3	Marshal Yanda, Baltimore	OL
Rd. 4	Scott Chandler, San Diego	TE
Rd. 7	Mike Elgin, New England	OL

**2008 NFL Draft**

Rd. 3	Charles Godfrey, Carolina	DB
Rd. 4	Ken Iwebema, Arizona	DE
Rd. 6	Mike Humpal, Pittsburgh	LB

**2009 NFL Draft**

Rd. 3	Shonn Greene, New York Jets	RB
Rd. 3	Bradley Fletcher, St. Louis	DB
Rd. 4	Seth Olsen, Denver	OL
Rd. 6	Brandon Myers, Oakland	TE

**2010 NFL Draft**

Rd. 1	Bryan Bulaga, Green Bay (23rd)	OL
Rd. 2	Pat Angerer, Indianapolis	LB
Rd. 3	Amari Spivey, Detroit	DB
Rd. 3	Tony Moeaki, Kansas City	TE
Rd. 4	A. J. Edds, Miami	LB
Rd. 6	Kyle Calloway, Buffalo	OL

**2011 NFL Draft**

Rd. 1	Adrian Clayborn, Tampa Bay (20th)	DE
Rd. 4	Christian Ballard, Minnesota	DL
Rd. 5	Ricky Stanz, Kansas City	QB
Rd. 5	Karl Klug, Tennessee	DL
Rd. 5	Julian Vandervelde, Philadelphia	OL
Rd. 6	Tyler Sash, New York Giants	DB

**2012 NFL Draft**

Rd. 1	Riley Reiff, Detroit	OL
Rd. 4	Mike Daniels, Green Bay	DL
Rd. 5	Adam Gettis, Washington	OL
Rd. 5	Shaun Prater, Cincinnati	DB
Rd. 6	Marvin McNutt, Jr., Philadelphia	WR
Rd. 7	Jordan Bernstine, Washington	DB

**2013 NFL Draft**

Rd. 5	Micah Hyde, Green Bay	DB
-------	-----------------------	----

**2014 NFL Draft**

Rd. 3	C.J. Fiedorowicz, Houston	TE
Rd. 3	Christian Kirksey, Cleveland	LB
Rd. 4	Anthony Hitchens, Dallas	LB

Exp. - - expansion selections

**Hawkeyes in the Super Bowl**

Player	Team	Super Bowl	Player	Team	Super Bowl
Mark Bortz	Chicago	1986	C.J. Jones	New England	2008
Bryan Bulaga	Green Bay	2011	Kevin Kasper	New England	2005
Dallas Clark	Indianapolis	2007, 2010	Bob Kratch	Giants/Patriots	1991, 1997
Sean Considine	Baltimore	2012	Paul Krause	Minnesota	1970, 74, 75, 77
Mike Devlin	Buffalo	1994	Curt Merz	Kansas City	1967
Tim Dwight	Atlanta	1999	Bruce Nelson	Carolina	2004
Melvin Foster	Dallas	1993	John Niland	Dallas	1971, 1972
Merton Hanks	San Francisco	1995	Ed Podolak	Kansas City	1970
Ronnie Harmon	San Diego Chargers	1995	Mike Reilly	Minnesota	1970
John Harty	San Francisco	1982	Reggie Roby	Miami	1985
Jonathan Hayes	Pittsburgh	1996	Matt Rodgers	Buffalo	1993
Jay Hilgenberg	Chicago	1986	Bob Sanders	Indianapolis	2007, 2010
Wally Hilgenberg	Minnesota	1970, 1974, 1975, 1977	Tyler Sash	New York Giants	2012
Ken Iwebema	Arizona	2009	Jeff Tarpinian	New England	2012
Erik Jensen	Pittsburgh	2006	Andre Tippett	New England	1986
Jim Jensen	Denver	1978	Ross Verba	Green Bay	1997
Bob Jeter	Green Bay	1967	Marshal Yanda	Baltimore	2013



**Hawkeyes in the NFL (as of July, 2014)**

Player	Pos.	Current Team	NFL Service
Jonathan Babineaux	DL	Atlanta Falcons	9 years
Conor Boffeli	OL	Houston Texans	1st year
Bryan Bulaga	OL	Green Bay Packers	4 years
Scott Chandler	TE	Buffalo Bills	7 years
Adrian Clayborn	DE	Tampa Bay Buccaneers	3 years
Colin Cole	DL	Carolina Panthers	9 years
Mike Daniels	DL	Green Bay Packers	2 years
A.J. Edds	LB	New York Jets	3 years
James Ferentz	OL	Houston Texans	1st year
C.J. Fiedorowicz	TE	Houston Texans	1st year
Bradley Fletcher	DB	Philadelphia Eagles	5 years
Adam Gettis	OL	Washington Redskins	2 years
Charles Godfrey	DB	Carolina Panthers	6 years
Shonn Greene	RB	Tennessee Titans	5 years
Chad Greenway	LB	Minnesota Vikings	8 years
Antony Hitchens	LB	Dallas Cowboys	1st year
Micah Hyde	DB	Green Bay Packers	1 year
Christian Kirksey	LB	Cleveland Browns	1st year
Karl Klug	DL	Tennessee Titans	3 years
Casey Kreiter	LS	Dallas Cowboys	1st year
B.J. Lowery	DB	Kansas City Chiefs	1st year
Marvin McNutt, Jr.	WR	Carolina Panthers	2 years
Tanner Miller	DB	Green Bay Packers	1st year
Tony Moeaki	TE	Buffalo Bills	4 years
Brandon Myers	TE	Tampa Bay Buccaneers	5 years
Shaun Prater	DB	Minnesota Vikings	2 years
Riley Reiff	OL	Detroit Lions	2 years
Allen Reisner	TE	Minnesota Vikings	3 years
Don Shumpert	WR	Chicago Bears	1st year
Ricky Stanzi	QB	Jacksonville Jaguars	3 years
Jeff Tarpinian	LB	Houston Texans	3 years
Matt Tobin	OL	Philadelphia Eagles	1 year
Brett Van Sloten	OL	Baltimore Ravens	1st year
Julian Vandervelde	OL	Philadelphia Eagles	3 years
Marshal Yanda	OL	Baltimore Ravens	7 years
Marcus Zusevics	OL	New York Jets	2 years

**Free Agents**

Player	Pos.	NFL Service
Pat Angerer	LB	4 years
Keenan Davis	WR	1 year
James Morris	LB	1st year
James Vandenberg	QB	1 year
Amari Spivey	DB	4 years

**Hawkeyes in the Canadian Football League**

Player	Pos.	Current Team	CFL Service
Jordan Cotton	WR/KR		1st year
Jovon Johnson	DB	Winnipeg	6 years
Nolan MacMillan	OL		1st year
Drew Tate	QB	Calgary	7 years

Name	Pos.	Teams	Years
Sam Aiello	OL	Bears	2004
John Alt	OL	Chiefs	1984-96
Jeremy Allen	FB	Vikings	2002-03
Pat Angerer	LB	Colts	2010-13
<b>*Jonathan Babineaux</b>	<b>DL</b>	<b>Falcons</b>	<b>2005-</b>
Frank Balaz	B	Packers	1939-41
Jason Baker	P	49ers, Chiefs, Colts & Panthers	2001-11
Christian Ballard	DL	Vikings	2011-12
Tavian Banks	RB	Jaguars & Saints	1998-2000; 2003
Rob Baxley	OL	Cardinals	1992-93
Rick Bayless	RB	Vikings	1989
Dave Becker	DB	Bears	1980
Les Belding	E	Rock Island	1925
Nick Bell	RB	Raiders	1991-93
Jordan Bernstine	DB	Redskins	2012
Ladell Betts	RB	Redskins, Saints	2002-11
Mark Bortz	OL	Bears	1983-94
Matt Bowen	DB	Rams, Packers, Redskins & Bills	2000-06
Harold Bradley	G	Browns & Eagles	1954-58
Bill Briggs	DE	Redskins	1966-67
Andy Brodell	WR	Packers	2009
Maurice Brown	WR	Saints	2004
Rob Bruggeman	OL	Buccaneers, Falcons, Chiefs	2009-11
<b>*Bryan Bulaga</b>	<b>OL</b>	<b>Packers</b>	<b>2010-</b>
Kyle Calloway	OL	Bills	2010
Greg Castillo	DB	Chiefs	2013
Edgar Cervantes	FB	Giants	2004
Nathan Chandler	QB	Bills	2004
<b>*Scott Chandler</b>	<b>TE</b>	<b>Chargers, Cowboys &amp; Bills</b>	<b>2007-</b>
Don Chelf	G	Bills	1960-61
Dallas Clark	TE	Colts, Buccaneers, Ravens	2003-13
Jared Clauss	DL	Titans	2004-06
<b>*Adrian Clayborn</b>	<b>DE</b>	<b>Buccaneers</b>	<b>2011-</b>
Craig Clemons	DB	Bears	1972-77
<b>*Colin Cole</b>	<b>DT</b>	<b>Vikings, Packers, Seahawks &amp; Panthers</b>	<b>2003-11; 13-</b>
Sean Considine	DB	Eagles, Jaguars, Ravens	2005-12
Marv Cook	TE	Patriots, Bears & Rams	1989-95
Kerry Cooks	DB	Vikings, Packers & Seahawks	1998-2001
Al Couppee	B	Redskins	1946
Dick Crayne	FB	Brooklyn	1936-37
Dave Croston	OL	Packers	1987-89
<b>*Mike Daniels</b>	<b>DL</b>	<b>Packers</b>	<b>2012-</b>
Keenan Davis	WR	Browns, Dolphins	2013
Scott Davis	OL	Giants	1993-97
John Derby	LB	Lions	1992-93
Joe Devlin	OL	Bills	1976-89
Mike Devlin	OL	Bills & Cardinals	1993-99
Jared DeVries	DL	Lions	1999-2010
Dan Dickel	LB	Colts & Lions	1974-78
Ryan Donahue	P	Lions	2011
Earl Douthitt	DB	Bears	1975
Jeff Drost	DL	Packers	1987-88
Randy Duncan	QB	Cowboys	1961
Tim Dwight	WR	Falcons, Chargers, Patriots & Jets	1998-2006
<b>*A.J. Eds</b>	<b>LB</b>	<b>Dolphins, Colts, Patriots &amp; Jets</b>	<b>2010-2012; 14-</b>
Quinn Early	WR	Chargers, Saints, Bills & Jets	1988-98
Mike Elgin	OL	Patriots & Colts	2007, 08
Harold Ely	G	Bears	1932
Larry Ely	LB	Bengals & Bears	1970-71, 75
Dick Evans	E	Packers	1940, 43
Tom Farmer	RB	Rams & Redskins	1946-48
Shipley Farroh	G	Steelers	1938
Brian Ferentz	OL	Falcons	2007
<b>*James Ferentz</b>	<b>OL</b>	<b>Texans</b>	<b>2014-</b>
Larry Ferguson	RB	Lions	1963
<b>*C.J. Fiedorowicz</b>	<b>TE</b>	<b>Texans</b>	<b>2014-</b>

Name	Pos.	Teams	Years
Darrell Fisher	HB	Buffalo	1925
Bill Fleckenstein	G	Bears	1925-30
Zeron Flemister	TE	Redskins, Patriots & Raiders	2000-05
<b>*Bradley Fletcher</b>	<b>DB</b>	<b>Rams, Eagles</b>	<b>2009-</b>
Bob Fosdick	G	Minneapolis & Rock Island	1923-24
Wes Fry	RB	New York Yankees	1927
Nick Gallery	P	Jets	1997-98
Robert Gallery	OL	Raiders, Seahawks	2004-11
Chris Gambol	OL	Colts, Chargers, Lions & Patriots	1987-91
Ron Geater	DL	Broncos	1992
<b>*Adam Gettis</b>	<b>OL</b>	<b>Redskins</b>	<b>2012-</b>
Bill Glasgow	HB	Portsmouth & Chicago Cardinals	1931
Jim Gibbons	E	Lions	1958-68
Damon Gibson	WR	Bengals & Browns	1998-99
Owen Gill	FB	Seahawks, Rams & Buccaneers	1985-87
<b>*Charles Godfrey</b>	<b>DB</b>	<b>Panthers</b>	<b>2008-</b>
Mike Goff	OL	Bengals, Chargers & Chiefs	1998-2009
Norm Granger	FB	Cowboys	1984
<b>*Shonn Greene</b>	<b>RB</b>	<b>Jets, Titans</b>	<b>2009-</b>
<b>*Chad Greenway</b>	<b>LB</b>	<b>Vikings</b>	<b>2006-</b>
Glen Greenwood	HB	Bears	1924
Harold Griffen	C	Packers	1928
Lorin Haggerty	FB	Brooklyn	1930
Mike Haight	OL	Jets & Redskins	1986-92
John Hall	T	Giants	1955
Ron Hallstrom	OL	Packers & Eagles	1982-93
Merton Hanks	DB	49ers & Seahawks	1991-99
Kevin Harmon	RB	Seahawks & Chiefs	1988-89
Ronnie Harmon	RB	Bills, Chargers & Oilers	1986-97
Chuck Hartlieb	QB	Oilers	1989
John Harty	DL	49ers	1981-86
Jonathan Hayes	TE	Chiefs & Steelers	1985-96
John Heidt	C	Columbus	1923, 26
Anthony Herron	DL	Lions	2001-03
Brad Herman	TE	Patriots	2012
Jay Hilgenberg	OL	Bears, Browns & Saints	1981-93
Joel Hilgenberg	OL	Saints	1984-93
Wally Hilgenberg	LB	Lions & Vikings	1964-79
Kahlil Hill	WR	Falcons & Seahawks	2002-03
Ed Hinkel	WR	Colts	2006
<b>*Anthony Hitchens</b>	<b>LB</b>	<b>Cowboys</b>	<b>2014-</b>
Abdul Hodge	LB	Packers, Bengals & Panthers	2006-10
Howard Hodges	DE	Chargers	2004-06
Dick Hoerner	RB	Rams	1947-51
Larry Horton	DT	Bears	1972-73
Danan Hughes	WR	Chiefs & Saints	1993-98
Mike Humpal	LB	Steelers	2008
Jeremiha Hunter	LB	Saints	2011
<b>*Micah Hyde</b>	<b>DB</b>	<b>Packers</b>	<b>2013-</b>
Ken Iwebema	DE	Cardinals	2008-11
Tony Jackson	TE	Seahawks & Giants	2005-06
Erik Jensen	TE	Rams & Steelers	2004-05
Ernie Jensen	T	Cleveland	1931
Jim Jensen	RB	Cowboys, Broncos & Packers	1976-77, 79-82
Leo Jensvold	QB	Bears	1931
Bob Jeter	DB	Packers & Bears	1963-73
D.J. Johnson	DB	Jets	2004-06
C.J. Jones	WR	Browns, Seahawks, Bengals & Broncos	2003-09
Mike Jones	OL	Chargers & Bears	2007, 08
Max Kadesky	E	Rock Island	1923
Nate Kaeding	PK	Chargers	2004-12
Aaron Kampman	DL	Packers & Jaguars	2002-11
Alex Karras	DT	Lions	1958-70
Kevin Kasper	WR	Broncos, Cardinals, Patriots & Seahawks	2001-07
Jim Keane	E	Bears & Packers	1946-52
Matt Kelsh	E	Brooklyn	1930

Name	Pos.	Teams	Years
Mitch King	DL	Titans, Colts, Saints	2009-11
<b>*Christian Kirksey</b>	<b>LB</b>	<b>Browns</b>	<b>2014-</b>
Dick Klein	T	Bears, Steelers, Patriots & Raiders	1958-64
<b>*Karl Klug</b>	<b>DL</b>	<b>Titans</b>	<b>2011-</b>
Tom Knight	DB	Cardinals, Patriots & Ravens	1997-2003
Bob Kratch	OL	Giants & Patriots	1989-96
Paul Krause	DB	Redskins & Vikings	1964-80
Matt Kroul	DL/OL	Jets	2009-11
Paul Laaveg	OS	Redskins	1970-75
Bill Lapham	C	Eagles & Vikings	1960-61
Larry Lawrence	QB	Raiders & Buccaneers	1974-76
Joe Laws	QB	Packers	1934-45
George Lewis	LB	Dolphins	2005
Mac Lewis	OT	Bears	1958
George Little	DL	Dolphins	1985-88
Chuck Long	QB	Lions & Rams	1986-94
Dave Long	DE	Cardinals & Saints	1966-72
Tyler Luebke	DL	Redskins	2005
Forest Masterson	C	Bears	1945
Gus Mastrogny	E	Bears	1931
Bryan Mattison	DE/OL	Jets, Ravens, Rams, Chiefs	2008-12
Jeremy McKinney	OL	Rams, Browns, Texans & Cowboys	1998-02
Pete McMahon	OL	Raiders & Browns	2005-06
<b>*Marvin McNutt, Jr.</b>	<b>WR</b>	<b>Eagles, Dolphins, Panthers</b>	<b>2012-</b>
Miguel Merrick	DB	Chargers	2007
Bus Mertes	B	Bears, Dons, Colts, & Giants	1945-50
Curt Merz	E	Texans & Chiefs	1962-68
Ed Miles	LB	Dolphins & Falcons	2007-2008
Brett Miller	OL	Falcons, Chargers and Jets	1983-93
Jim Miller	G	Falcons	1971-72, 74
Paul Minnick	G	Packers	1928-29
Devon Mitchell	DB	Lions	1986-89
Charlie Mockmore	G	Rock Island	1920
<b>*Tony Moeaki</b>	<b>TE</b>	<b>Chiefs, Bills</b>	<b>2010-</b>
Dean Moore	LB	49ers	1978
Joe Mott	LB	Jets & 49ers	1989-93
<b>*Brandon Myers</b>	<b>TE</b>	<b>Raiders, Giants, Buccaneers</b>	<b>2009-</b>
Denny Myers	T	Bears	1931
Bruce Nelson	C	Panthers	2003-05
Don Nelson	G	Brooklyn	1937
Bruno Niedziela	T	Chicago Rockets (AAFC)	1947
John Niland	OG	Cowboys & Eagles	1966-76
Jerry Niles	B	Giants	1946-47
John Nocera	LB	Eagles & Broncos	1959-63
Karl Noonan	E	Dolphins	1966-71
Don Norton	E	Chargers	1960-66
Jay Norvell	LB	Bears	1986-88
Seth Olsen	OL	Broncos, Vikings, Colts	2009-12
Forrest Olson	G	New York Yankees	1927
Glenn Olson	HB	Cleveland	1940
Lowell Otte	E	Buffalo	1927
Derek Pagel	DB	Jets	2003-05
Oran Pape	B	Packers, Redskins & Eagles	1930, 32-33
Marcus Paschal	DB	Eagles, Falcons, Ravens	2007-11
Warren Peiffer	DT	Saints, Raiders	1976, 77
Bill Perkins	FB	Jets	1963
Carl Pignatelli	FB	Cleveland	1931
Ed Podolak	RB	Chiefs	1969-77
David Porter	OL	Packers & Bills	2003-04
Scott Pospisil	DL	Chargers	2002-03
<b>*Shaun Prater</b>	<b>DB</b>	<b>Bengals, Eagles, Vikings</b>	<b>2012-</b>
Ken Price	LB	Patriots	1971
Derek Price	TE	Lions	1996
Alvin Randolph	DB	49ers, Packers, Bengals, Vikings, Lions & Bills	1966-74
Kerry Reardon	DB	Chiefs	1971-76
Dave Recher	C	Eagles	1965-68
Bill Reichardt	RB	Packers	1952

Name	Pos.	Teams	Years
Jerry Reichow	QB	Lions, Eagles & Vikings	1956-64
Mike Reilly	LB	Bears & Vikings	1964-69
<b>*Riley Reiff</b>	<b>OL</b>	<b>Lions</b>	<b>2012-</b>
<b>*Allen Reisner</b>	<b>TE</b>	<b>Vikings, Jaguars, Vikings</b>	<b>2011-</b>
Fred Roberts	T	Portsmouth	1930-32
Damien Robinson	DB	Buccaneers, Jets & Seahawks	1997-2004
Derreck Robinson	DL	Chargers, Dolphins, Cowboys & Browns	2005-10
Reggie Roby	P	Dolphins, Redskins, Buccaneers, Oilers & 49ers	1983-98
Matt Rodgers	QB	Bills	1992-93
George Rogge	E	Chicago Cardinals & St. Louis	1931-34
Matt Roth	DE	Dolphins & Browns	2005-11
Eric Rothwell	OL	Chiefs	2004
Fred Russell	RB	Dolphins, Bears & Rams	2004-06
Bob Sanders	DB	Colts & Chargers	2004-10
Ollie Sansen	FB	Brooklyn	1932-35
Tyler Sash	DB	Giants	2011-12
Francis Schammel	G	Packers	1937
Vin Schleusner	T	Portsmouth	1930-31
Herm Schneidman	B	Packers	1935-39
Joe Schuster	DL	Eagles	1988-89
Sedrick Shaw	RB	Patriots, Browns	1997-99
Bob Sherman	B	Steelers	1964-65
Hal Schoener	E	49ers	1948-50
Herb Schoener	E	Redskins	1948-49
Fred Slater	T	Milwaukee, Rock Island & Chicago Cardinals	1922-31
Scott Slutzker	TE	Colts & Saints	1996-99
Bob Smith	B	Lions	1949-54
Ben Sobieski	OL	Bills & 49ers	2003-05
Clinton Solomon	WR	Rams	2006-07
Amari Spivey	DB	Lions	2010-12
<b>*Ricky Stanzi</b>	<b>QB</b>	<b>Chiefs, Jaguars</b>	<b>2011-</b>
Larry Station	LB	Steelers	1986
Grant Steen	OLB	Patriots	2004
Eric Steinbach	OL	Bengals & Browns	2003-11
Bob Sullivan	HB	Pittsburgh & Brooklyn	1947-48
<b>*Jeff Tarpinian</b>	<b>LB</b>	<b>Patriots, Texans</b>	<b>2011-</b>
Drew Tate	QB	Rams	2007
Ryan Terry	RB	Cardinals	1995
George Thompson	G	Rock Island	1923-25
Andre Tippet	LB	Patriots	1982-93
<b>*Matt Tobin</b>	<b>OL</b>	<b>Eagles</b>	<b>2013-</b>
Chuck Tollefson	G	Packers	1944-46
Emlen Tunnell	DB	Giants & Packers	1948-61
James Vandenberg	QB	Vikings	2013
<b>*Julian Vandervelde</b>	<b>OL</b>	<b>Eagles</b>	<b>2011-</b>
Ross Verba	OL	Packers, Browns & Lions	1997-05
Mark Vlasic	QB	Chargers, Chiefs, Buccaneers	1987-93
Rod Walters	OL	Chiefs	1976, 78-80
Mike Wells	DL	Lions & Bears	1994-2001
Austin Wheatley	TE	Saints & Cowboys	2000-01
Casey Wiegmann	OL	Colts, Jets, Bears, Chiefs & Broncos	1996-2011
Bill Windauer	DT	Colts, Dolphins, Giants & Falcons	1973-76
LeVar Woods	LB	Cardinals, Bears & Lions	2001-07
Dick Woodward	C	Giants & Redskins	1950-51, 53
Kevin Worthy	LB/DS	Rams	2004
Guido Wyland	G	Rock Island	1920
Bashir Yamini	WR	Titans, Cowboys & Panthers	2000-01
<b>*Marshal Yanda</b>	<b>OL</b>	<b>Ravens</b>	<b>2007-</b>
Jim Youel	B	Redskins	1946-48
Albert Young	RB	Vikings	2008-11
<b>*Markus Zusevics</b>	<b>OL</b>	<b>Patriots</b>	<b>2012-</b>

\* -- on 2014 NFL roster or selected in 2014 NFL Draft

**Blue-Gray**

<b>1947</b>	Lou King, QB
<b>1949</b>	Bob McKenzie, E Don Winslow, T
<b>1951</b>	Bill Reichardt, FB
<b>1955</b>	Roger Swedberg, T Roger Wiegmann, FB
<b>1959</b>	John Sawin, T
<b>1960</b>	Jerry Mauren, HB
<b>1961</b>	Sherwyn Thorson, G Bernie Wyatt, HB
<b>1963</b>	Lonnie Rogers, HB Gus Kasapis, T
<b>1965</b>	Dave Long, DE Bill Briggs, DT
<b>1968</b>	Al Bream, E Barry Crees, WB
<b>1969</b>	Mike Cilek, QB Paul Laaveg, OT Melvin Morris, T
<b>1971</b>	Craig Clemons, DB
<b>1972</b>	Bill Windauer, DT Jerry Nelson, MG
<b>1975</b>	Rick Penney, DB Dave Bryant, NG
<b>1977</b>	Barry Tomasetti, OT Jim Hilgenberg, C
<b>1979</b>	Dennis Mosley, RB Cedric Shaw, DB Jim Molini, DE
<b>1980</b>	John Harty, DT Jay Hilgenberg, C Keith Chappelle, WR
<b>1989</b>	Bill Anderson, OL Jeff Koeppe, NG
<b>1992</b>	Alan Cross, TE Jeff Nelson, DT Ted Velicer, OT
<b>1999</b>	Matt Bowen, DB Zeron Flemister, TE Tarig Holman, DB
<b>2000</b>	Jason Baker, P Anthony Herron, DL Kevin Kasper, WR LeVar Woods, LB

**Challenge Bowl**

<b>1977</b>	Tom McLaughlin, QB
-------------	--------------------

**Coaches' All-Star**

<b>1961</b>	Mark Manders, G
<b>1962</b>	Al Hinton, T Sherwyn Thorson, G
<b>1963</b>	Larry Ferguson, HB
<b>1964</b>	Wally Hilgenberg, G Gary Fletcher, C
<b>1976</b>	Mark Fetter, FB

**College Football  
All-Star Classic**

<b>2013</b>	Greg Castillo, DB Matt Tobin, OL James Vandenberg, QB
-------------	---

**East-West Shrine**

<b>1925</b>	Wesley Fry, FB
<b>1930</b>	Willis Glassgow, HB
<b>1931</b>	Harold Ely, T
<b>1934</b>	Joe Laws, HB Francis Schammel, G
<b>1936</b>	Dick Crayne, HB
<b>1941</b>	Mike Enich, T Ray Murphy, FB
<b>1942</b>	Al Couppee, QB
<b>1943</b>	Bill Burkett, E
<b>1944</b>	William Baughman, C
<b>1948</b>	Harold Shoener, E Bob Smith, HB
<b>1949</b>	Dick Woodard, C
<b>1953</b>	Don Chelf, T Jerry Hilgenberg, C
<b>1954</b>	George Broeder, FB John Hall, T
<b>1955</b>	Jerry Reichow, QB Calvin Jones, G
<b>1957</b>	Jim Gibbons, E Alex Karras, T
<b>1959</b>	Bob Jeter, HB Ray Jauch, HB Don Norton, E
<b>1960</b>	Mark Manders, G
<b>1961</b>	Bill Van Buren, C
<b>1962</b>	Larry Ferguson, HB Earl McQuiston, G
<b>1963</b>	Mike Reilly, G Paul Krause, HB
<b>1965</b>	Karl Noonan, FL John Niland, G
<b>1968</b>	Ed Podolak, TB
<b>1969</b>	Larry Ely, LB
<b>1970</b>	Kerry Reardon, SE
<b>1975</b>	Rod Walters, OT
<b>1979</b>	Jim Swift, TE
<b>1981</b>	Ron Hallstrom, OL
<b>1982</b>	Reggie Roby, P Mark Bortz, DT
<b>1983</b>	Joe Levelis, OT
<b>1985</b>	Scott Helverson, WB
<b>1988</b>	Bob Kratch, OL
<b>1989</b>	Bill Anderson, OL
<b>1990</b>	Melvin Foster, LB Tony Stewart, RB
<b>1991</b>	Mike Saunders, RB Leroy Smith, DE
<b>1992</b>	Mike Devlin, C Danan Hughes, WR
<b>1993</b>	Mike Wells, DT
<b>1995</b>	Casey Wiegmann, OL

<b>1997</b>	Kerry Cooks, DB
<b>1998</b>	Derek Rose, C Eric Thigpen, DB
<b>2000</b>	Jason Baker, P
<b>2002</b>	Kahlil Hill, WR Aaron Kampman, DL
<b>2003</b>	Brad Banks, QB Eric Steinbach, OL
<b>2004</b>	Jared Clauss, DT
<b>2005</b>	Pete McMahon, OL Derreck Robinson, DE
<b>2007</b>	Drew Tate, QB
<b>2008</b>	Kenny Iwebema, DE Bryan Mattison, DE
<b>2009</b>	Seth Olsen, OL Bradley Fletcher, CB
<b>2010</b>	Kyle Calloway, OL
<b>2011</b>	Ryan Donahue, P Karl Klug, DL
<b>2012</b>	Shaun Prater, DB Markus Zusevics, OL
<b>2013</b>	Keenan Davis, WR James Ferentz, OL Micah Hyde, DB

**Grid Iron Classic**

<b>1999</b>	Zeron Flemister, TE
<b>2003</b>	Fred Barr, LB C. J. Jones, WR
<b>2004</b>	Maurice Brown, WR Nathan Chandler, QB Kevin Worthy, LB
<b>2005</b>	David Bradley, P

**Hula Bowl**

<b>1955</b>	George Broeder, FB
<b>1956</b>	Calvin Jones, G
<b>1957</b>	Frank Gilliam, E
<b>1958</b>	Alex Karras, T Jim Gibbons, E
<b>1959</b>	Randy Duncan, QB
<b>1960</b>	Ray Jauch, HB
<b>1961</b>	Mark Manders, G Charles Lee, T
<b>1962</b>	Bill Van Buren, C
<b>1963</b>	Larry Ferguson, HB Earl McQuiston, G
<b>1964</b>	Mike Reilly, G Wally Hilgenberg, G
<b>1965</b>	Tony Giacobazzi, E
<b>1966</b>	Karl Noonan, FL John Niland, OG
<b>1967</b>	Silas McKinnie, TB
<b>1968</b>	Ed Podolak, TB
<b>1969</b>	Larry Ely, LB
<b>1970</b>	Kerry Reardon, SE
<b>1978</b>	Dave Becker, DB
<b>1979</b>	Dennis Mosley, RB
<b>1980</b>	Keith Chappelle, SE Jay Hilgenberg, C

<b>1981</b>	Andre Tippett, DE
<b>1983</b>	John Alt, OT Norm Granger, FB Joel Hilgenberg, C
<b>1984</b>	Owen Gill, FB
<b>1986</b>	Ken Sims, DB
<b>1987</b>	Kerry Burt, DB Mike Flagg, TE
<b>1988</b>	Marv Cook, TE Chuck Hartlieb, QB
<b>1990</b>	Nick Bell, RB Merton Hanks, DB
<b>1991</b>	Leroy Smith, DE
<b>1992</b>	Mike Devlin, C Alan Cross, TE Danan Hughes, WR
<b>1994</b>	Fritz Fequiere, OL
<b>1995</b>	Matt Purdy, OL Casey Wiegmann, OL
<b>1996</b>	Bill Ennis-Inge, DE
<b>1997</b>	Tavian Banks, RB
<b>1998</b>	Eric Thigpen, FS
<b>1999</b>	Matt Bowen, DB Zeron Flemister, TE Bashir Yamini, WR
<b>2000</b>	Kevin Kasper, WR
<b>2002</b>	Kahlil Hill, WR Jerry Montgomery, DL
<b>2003</b>	Brad Banks, QB Derek Pagel, DB David Porter, OL
<b>2004</b>	Fred Russell, RB
<b>2005</b>	Tony Jackson, TE
<b>2006</b>	Antwan Allen, DB Brian Ferentz, OL Jovon Johnson, DB Ed Hinkel, WR Clinton Solomon, WR
<b>2007</b>	Mike Elgin, OL
<b>2008</b>	Mike Humpal, LB



**Japan Bowl**

<b>1979</b>	Dave Holsclaw, PK
<b>1980</b>	Keith Chappelle, WR Jay Hilgenberg, C John Hart, DT
<b>1981</b>	Andre Tippet, DE
<b>1982</b>	Brett Miller, OT
<b>1983</b>	John Alt, OT Joel Hilgenberg, C
<b>1984</b>	Owen Gill, FB
<b>1985</b>	Bill Happel, WR Ronnie Harmon, TB Chuck Long, QB Larry Station, LB
<b>1986</b>	Dave Croston, OT Jeff Drost, DT Robert Smith, WR Mark Vlasic, QB
<b>1987</b>	Quinn Early, WR Mike Flagg, TE Kevin Harmon, RB
<b>1988</b>	Marv Cook, TE Dave Haight, NG Chuck Hartlieb, QB
<b>1989</b>	Brad Quast, LB
<b>1990</b>	Nick Bell, RB Matt Ruhland, DL
<b>1991</b>	Ron Geater, DT Matt Rodgers, QB Mike Saunders, RB
<b>1992</b>	Mike Devlin, C Danan Hughes, WR

**King Classic**

**1989** Brad Quast, LB

**Las Vegas Classic**

**2004** Grant Steen, LB

**North-South**

<b>1948</b>	Bill Kay, T
<b>1953</b>	Bill Fenton, E George Rice, HB
<b>1954</b>	Warren Lawson, C Lou Matykiewicz, E
<b>1955</b>	Jim Freeman, E
<b>1957</b>	Frank Bloomquist, G Bob Commings, G Frank Rigney, T
<b>1959</b>	Don Horn, FB Curt Merz, E Bill Lapham, C
<b>1960</b>	Lloyd Humphreys, C
<b>1961</b>	Bill Whisler, E
<b>1962</b>	Bill Perkins, FB
<b>1963</b>	Cloyd Webb, E Gary Fletcher, C Wally Hilgenberg, G Phillip Deutsch, T
<b>1964</b>	Tony Giacobazzi, E
<b>1969</b>	Jon Meskimen, G
<b>1970</b>	Layne McDowell, DT Tim Sullivan, FB
<b>1972</b>	Craig Darling, OG

**Senior Bowl**

<b>1952</b>	Bill Reichardt, FB
<b>1954</b>	Jerry Hilgenberg, C Don Chelf, T
<b>1956</b>	Jerry Reichow, QB Jim Freeman, E
<b>1958</b>	Jim Gibbons, E Alex Karras, T Frank Rigney, T
<b>1960</b>	Bill Lapham, C Don Norton, E Olen Treadway, QB Curt Merz, E
<b>1964</b>	Paul Krause, E
<b>1970</b>	Layne McDowell, DT
<b>1971</b>	Craig Clemons, DB
<b>1975</b>	Rod Walters, OT Jim Jensen, HB
<b>1979</b>	Jim Swift, TE
<b>1983</b>	Joel Hilgenberg, C
<b>1995</b>	Scott Slutzker, TE
<b>1996</b>	Sedrick Shaw, RB Ross Verba, DB
<b>1997</b>	Tim Dwight, WR Mike Goff, OL
<b>1998</b>	Jared DeVries, DT Matt Hughes, LB
<b>2002</b>	Ladell Betts, RB
<b>2003</b>	Colin Cole, DT Eric Steinbach, OL Bruce Nelson, C
<b>2004</b>	Maurice Brown, WR Nate Kaeding, PK Bob Sanders, DB
<b>2005</b>	Jonathan Babineaux, DL Sean Considine, DB Matt Roth, DE
<b>2006</b>	Chad Greenway, LB Abdul Hodge, LB
<b>2007</b>	Scott Chandler, TE Marshal Yanda, OL Charles Godfrey, DB
<b>2008</b>	Mitch King, DT
<b>2009</b>	A. J. Edds, LB
<b>2010</b>	Christian Ballard, DL
<b>2011</b>	Adrian Clayborn, DL Ricky Stanzi, QB
<b>2012</b>	Mike Daniels, DL Marvin McNutt, Jr., WR
<b>2013</b>	C.J. Fiedorowicz, TE Christian Kirksey, LB

**Tribune All-Star**

<b>1934</b>	Joe Laws, HB
<b>1936</b>	Dick Crayne, FB
<b>1939</b>	Frank Balazs, FB
<b>1940</b>	Nile Kinnick, HB Floyd Dean, HB Dick Evans, E
<b>1941</b>	Ken Pettit, E
<b>1942</b>	Bill Diehl, C Bill Green, RB Jim Walker, T
<b>1943</b>	Tom Hand, C Jim Youell, QB Bob Penaluna, G
<b>1945</b>	Stan Mohrbacher, T
<b>1947</b>	Bruno Niedziela, T
<b>1949</b>	Bill Kay, T Al DiMarco, QB
<b>1950</b>	Don Winslow, G
<b>1952</b>	Bill Reichardt, FB
<b>1954</b>	Jerry Hilgenberg, C Bill Fenton, E
<b>1956</b>	Jerry Reichow, QB Edward Vincent, HB
<b>1958</b>	Jim Gibbons, E Alex Karras, T
<b>1959</b>	Charles Lewis, T
<b>1960</b>	Bill Lapham, C
<b>1963</b>	Larry Ferguson, HB
<b>1964</b>	Wally Hilgenberg, G Mike Reilly, G Paul Krause, HB
<b>1966</b>	Al Randolph, DB John Niland, OG
<b>1969</b>	Ed Podolak, HB
<b>1972</b>	Craig Clemons, DB
<b>1976</b>	Joe Devlin, OG Jim Jensen, HB Rod Walters, OT

**All-Star Honors****Jerry Reichow**

Most Valuable Player, 1955 East-West Shrine Game

**Paul Krause**

Most Valuable Player, 1964 Senior Bowl

**Craig Clemons**

Best Defensive Back, 1971 Senior Bowl

**Fred Russell**

Team MVP, 2004 Hula Bowl

Iowa football has been a popular choice for football fans, as Iowa's attendance figures would indicate. But the Hawkeyes have also been a favorite for television viewers as well, as nearly all of Iowa's football games in recent seasons have been selected for television. Iowa football games were televised on five different networks five out of the last six seasons (2008, 2009, 2011, 2012, 2013). All Iowa games over the past 13 seasons have been televised, with 112 games being carried to a national audience. All 12 of Iowa's regular season games during the 2014 season will again be televised. The Hawkeyes have a 191-132-5 overall television record, and during one stretch (1955 to 1959) went 10 games without a defeat.

**1953 (1-0) \_\_\_\_\_ Network**

10/24 \_ Iowa 19, Indiana 13 \_\_\_\_\_ NBC

**1954 (1-0) \_\_\_\_\_ Network**

9/25 \_ Iowa 14, Michigan State 10 \_\_\_\_\_ ABC

**1955 (1-1) \_\_\_\_\_ Network**

10/29 \_ Michigan 33, Iowa 21 \_\_\_\_\_ NBC

11/5 \_ Iowa 26, Minnesota 0 \_\_\_\_\_ CBS

**1956 (3-0) \_\_\_\_\_ Network**

9/29 \_ Iowa 27, Indiana 0 \_\_\_\_\_ NBC

11/10 \_ Iowa 7, Minnesota 0 \_\_\_\_\_ NBC

1/1 \_ Iowa 35, Oregon State 19 \_\_\_\_\_ NBC

**1957 (1-0-1) \_\_\_\_\_ Network**

11/2 \_ Iowa 21, Michigan 21 \_\_\_\_\_ NBC

11/23 \_ Iowa 21, Notre Dame 13 \_\_\_\_\_ NBC

**1958 (3-0) \_\_\_\_\_ Network**

10/18 \_ Iowa 20, Wisconsin 9 \_\_\_\_\_ NBC

11/22 \_ Iowa 31, Notre Dame 21 \_\_\_\_\_ ABC

1/1 \_ Iowa 38, California 12 \_\_\_\_\_ NBC

**1959 (1-1) \_\_\_\_\_ Network**

10/10 \_ Iowa 37, Michigan State 8 \_\_\_\_\_ NBC

10/24 \_ Purdue 14, Iowa 7 \_\_\_\_\_ ABC

**1960 (2-0) \_\_\_\_\_ Network**

10/15 \_ Iowa 28, Wisconsin 21 \_\_\_\_\_ ABC

11/12 \_ Iowa 35, Ohio State 12 \_\_\_\_\_ ABC

**1961 (1-1) \_\_\_\_\_ Network**

10/7 \_ Iowa 35, Southern Cal 34 \_\_\_\_\_ ABC

11/11 \_ Minnesota 16, Iowa 9 \_\_\_\_\_ ABC

**1964 (1-0) \_\_\_\_\_ Network**

10/3 \_ Iowa 28, Washington 18 \_\_\_\_\_ NBC

**1965 (1-1) \_\_\_\_\_ Network**

9/25 \_ Iowa 27, Oregon State 7 \_\_\_\_\_ NBC

11/6 \_ Michigan State 35, Iowa 0 \_\_\_\_\_ NBC

**1969 (2-0) \_\_\_\_\_ Network**

10/25 \_ Iowa 19, Michigan State 18 \_\_\_\_\_ ABC

11/8 \_ Iowa 28, Indiana 17 \_\_\_\_\_ ABC

**1971 (0-1) \_\_\_\_\_ Network**

9/25 \_ Penn State 44, Iowa 14 \_\_\_\_\_ ABC

**1977 (1-1) \_\_\_\_\_ Network**

9/17 \_ Iowa 12, Iowa State 10 \_\_\_\_\_ ABC

10/28 \_ Purdue 34, Iowa 7 \_\_\_\_\_ ABC

**1981 (1-2) \_\_\_\_\_ Network**

10/24 \_ Minnesota 12, Iowa 10 \_\_\_\_\_ ABC

11/14 \_ Iowa 17, Wisconsin 7 \_\_\_\_\_ ABC

1/1 \_ Washington 28, Iowa 0 \_\_\_\_\_ NBC

**1982 (3-0) \_\_\_\_\_ Network**

10/9 \_ Iowa 24, Indiana 20 \_\_\_\_\_ CBS

10/30 \_ Iowa 14, Illinois 13 \_\_\_\_\_ CBS

12/31 \_ Iowa 28, Tennessee 22 \_\_\_\_\_ CBS

**1983 (2-2) \_\_\_\_\_ Network**

9/10 \_ Iowa 51, Iowa State 10 \_\_\_\_\_ ABC

9/24 \_ Iowa 20, Ohio State 14 \_\_\_\_\_ CBS

10/22 \_ Michigan 16, Iowa 13 \_\_\_\_\_ ABC

12/31 \_ Florida 14, Iowa 6 \_\_\_\_\_ ABC

**1984 (5-3-1) \_\_\_\_\_ Network**

9/8 \_ Iowa 59, Iowa State 21 \_\_\_\_\_ REG

9/22 \_ Ohio State 45, Iowa 26 \_\_\_\_\_ CBS

9/29 \_ Iowa 21, Illinois 16 \_\_\_\_\_ CBS

10/20 \_ Iowa 26, Michigan 0 \_\_\_\_\_ CBS

10/27 \_ Iowa 24, Indiana 20 \_\_\_\_\_ REG

11/3 \_ Iowa 10, Wisconsin 10 \_\_\_\_\_ CBS

11/10 \_ Michigan State 17, Iowa 16 \_\_\_\_\_ REG

11/17 \_ Minnesota 23, Iowa 17 \_\_\_\_\_ REG

12/26 \_ Iowa 55, Texas 17 \_\_\_\_\_ METRO

**1985 (5-2) \_\_\_\_\_ Network**

9/28 \_ Iowa 57, Iowa State 3 \_\_\_\_\_ RAYCOM

10/5 \_ Iowa 35, Michigan State 31 \_\_\_\_\_ CBS

10/19 \_ Iowa 12, Michigan 10 \_\_\_\_\_ CBS

11/2 \_ Ohio State 22, Iowa 13 \_\_\_\_\_ CBS

11/16 \_ Iowa 27, Purdue 24 \_\_\_\_\_ CBS

11/23 \_ Iowa 31, Minnesota 9 \_\_\_\_\_ WTBS

1/1 \_ UCLA 45, Iowa 28 \_\_\_\_\_ NBC

**1986 (4-2) \_\_\_\_\_ Network**

9/13 \_ Iowa 43, Iowa State 7 \_\_\_\_\_ WTBS

10/4 \_ Iowa 24, Michigan State 21 \_\_\_\_\_ CBS

10/18 \_ Michigan 20, Iowa 17 \_\_\_\_\_ CBS

11/1 \_ Ohio State 31, Iowa 10 \_\_\_\_\_ WTBS

11/22 \_ Iowa 30, Minnesota 27 \_\_\_\_\_ WTBS

12/30 \_ Iowa 39, San Diego State 38 \_\_\_\_\_ REG

**1987 (4-3) \_\_\_\_\_ Network**

8/30 \_ Tennessee 23, Iowa 22 \_\_\_\_\_ ABC

9/19 \_ Iowa 48, Iowa State 9 \_\_\_\_\_ REG

10/3 \_ Michigan St. 19, Iowa 14 \_\_\_\_\_ BIG TEN

10/17 \_ Michigan 37, Iowa 10 \_\_\_\_\_ ABC

10/24 \_ Iowa 38, Purdue 14 \_\_\_\_\_ ABC

10/31 \_ Iowa 29, Indiana 21 \_\_\_\_\_ BIG TEN

12/30 \_ Iowa 20, Wyoming 19 \_\_\_\_\_ ESPN

**1988 (3-3-3) \_\_\_\_\_ Network**

9/3 \_ Hawaii 27, Iowa 24 \_\_\_\_\_ REG

9/24 \_ Iowa 10, Iowa State 3 \_\_\_\_\_ BIG TEN

10/1 \_ Iowa 10, Michigan State 10 \_\_\_\_\_ ABC

10/15 \_ Iowa 17, Michigan 17 \_\_\_\_\_ ABC

10/22 \_ Iowa 31, Purdue 7 \_\_\_\_\_ BIG TEN

10/29 \_ Indiana 45, Iowa 34 \_\_\_\_\_ ABC

11/12 \_ Iowa 24, Ohio State 24 \_\_\_\_\_ BIG TEN

11/19 \_ Iowa 31, Minnesota 22 \_\_\_\_\_ BIG TEN

12/31 \_ N. C. State 28, Iowa 23 \_\_\_\_\_ MISLOU

**1989 (1-3) \_\_\_\_\_ Network**

9/23 \_ Iowa 31, Iowa State 21 \_\_\_\_\_ REG

10/21 \_ Michigan 26, Iowa 12 \_\_\_\_\_ ABC

11/4 \_ Illinois 31, Iowa 7 \_\_\_\_\_ ABC

11/11 \_ Ohio State 28, Iowa 0 \_\_\_\_\_ ESPN

**1990 (4-2) \_\_\_\_\_ Network**

9/22 \_ Iowa 45, Iowa State 35 \_\_\_\_\_ REG

10/20 \_ Iowa 24, Michigan 23 \_\_\_\_\_ ESPN

11/3 \_ Iowa 54, Illinois 28 \_\_\_\_\_ ABC

11/10 \_ Ohio State 27, Iowa 26 \_\_\_\_\_ ABC

11/17 \_ Iowa 38, Purdue 9 \_\_\_\_\_ ABC

Jan. 1 \_ Washington 46, Iowa 34 \_\_\_\_\_ ABC

**1991 (6-1-1) \_\_\_\_\_ Network**

9/7 \_ Iowa 53, Hawaii 10 \_\_\_\_\_ ESPN

9/14 \_ Iowa 29, Iowa State 10 \_\_\_\_\_ REG

10/5 \_ Michigan 43, Iowa 24 \_\_\_\_\_ ABC

10/19 \_ Iowa 24, Illinois 21 \_\_\_\_\_ ABC

10/26 \_ Iowa 31, Purdue 21 \_\_\_\_\_ ESPN

11/2 \_ Iowa 16, Ohio State 9 \_\_\_\_\_ ABC

11/9 \_ Iowa 38, Indiana 21 \_\_\_\_\_ ABC

12/31 \_ Iowa 13, BYU 13 \_\_\_\_\_ ESPN

**1992 (2-5) \_\_\_\_\_ Network**

8/28 \_ N. C. State 24, Iowa 14 \_\_\_\_\_ RAYCOM

9/5 \_ Miami (FL) 24, Iowa 7 \_\_\_\_\_ ABC

9/12 \_ Iowa 21, Iowa State 7 \_\_\_\_\_ ESPN

9/26 \_ Colorado 28, Iowa 12 \_\_\_\_\_ ABC

10/3 \_ Michigan 52, Iowa 28 \_\_\_\_\_ ABC

10/17 \_ Iowa 24, Illinois 14 \_\_\_\_\_ ESPN

10/31 \_ Ohio State 38, Iowa 15 \_\_\_\_\_ ABC

**1993 (1-4) \_\_\_\_\_ Network**

9/11 \_ Iowa 31, Iowa State 28 \_\_\_\_\_ ABC

9/18 \_ Penn State 31, Iowa 0 \_\_\_\_\_ ABC

10/2 \_ Michigan 24, Iowa 7 \_\_\_\_\_ ESPN

11/23 \_ Michigan State 24, Iowa 10 \_\_\_\_\_ ESPN

12/31 \_ California 37, Iowa 3 \_\_\_\_\_ ESPN

**1994 (1-2) \_\_\_\_\_ Network**

9/10 \_ Iowa 37, Iowa State 9 \_\_\_\_\_ ABC

9/17 \_ Penn State 61, Iowa 21 \_\_\_\_\_ ESPN2

10/1 \_ Michigan 29, Iowa 14 \_\_\_\_\_ ABC

1995 (5-4)	Network
9/16 Iowa 27, Iowa State 10	REG
10/7 Iowa 21, Michigan St. 7	BIG TEN
10/14 Iowa 22, Indiana 13	ESPN2
10/21 Penn State 41, Iowa 27	ABC
10/28 Ohio State 56, Iowa 35	ESPN
11/4 Illinois 26, Iowa 7	ESPN
11/11 Northwestern 31, Iowa 20	BIG TEN
11/18 Iowa 33, Wisconsin 20	ESPN2
12/29 Iowa 38, Washington 18	CBS
1996 (8-3)	Network
9/7 Iowa 21, Arizona 20	ESPN
9/14 Iowa 38, Iowa State 13	ABC
9/21 Tulsa 27, Iowa 20	REG
10/5 Iowa 37, Michigan State 30	ESPN2
10/19 Iowa 21, Penn State 20	ESPN2
10/26 Ohio State 38, Iowa 26	ABC
11/2 Iowa 31, Illinois 21	BIG TEN
11/9 Northwestern 40, Iowa 13	ABC
11/16 Iowa 31, Wisconsin 0	ESPN
11/23 Iowa 43, Minnesota 24	ESPN2
12/20 Iowa 27, Texas Tech 0	ESPN
1997 (5-5)	Network
9/6 Iowa 66, Northern Iowa 0	E-REG
9/20 Iowa 63, Iowa State 20	ABC
9/27 Iowa 38, Illinois 10	ESPN2
10/4 Ohio State 23, Iowa 7	ABC
10/18 Michigan 28, Iowa 24	ESPN
10/25 Iowa 62, Indiana 0	E-REG
11/1 Iowa 35, Purdue 17	ESPN2
11/8 Wisconsin 13, Iowa 10	ESPN
11/15 Northwestern 15, Iowa 14	ESPN2
12/31 Arizona State 17, Iowa 7	CBS
1998 (3-6)	Network
9/5 Iowa 38, C. Michigan 0	E-REG
9/12 Iowa State 27, Iowa 9	ESPN2
9/19 Arizona 35, Iowa 11	FOX
9/26 Iowa 37, Illinois 14	E-REG
10/3 Michigan 12, Iowa 9	ABC
10/10 Iowa 26, Northwestern 24	ESPN2
10/17 Indiana 14, Iowa 7	E-REG
10/24 Wisconsin 31, Iowa 0	ABC
11/14 Ohio State 45, Iowa 14	ABC
1999 (1-8)	Network
9/4 Nebraska 42, Iowa 7	ABC
9/11 Iowa State 17, Iowa 10	FOX
9/18 Iowa 24, Northern Illinois 0	E-REG
10/2 Michigan State 49, Iowa 3	E-REG
10/9 Penn State 31, Iowa 7	E-REG
10/16 Northwestern 23, Iowa 21	E-REG
10/30 Ohio State 41, Iowa 11	E-REG
11/13 Wisconsin 41, Iowa 3	ABC
11/20 Minnesota 25, Iowa 21	E-REG

2000 (3-7)	Network
8/26 Kansas State 27, Iowa 7	FOX
9/16 Iowa State 24, Iowa 14	E-REG
9/23 Nebraska 42, Iowa 13	ABC
9/30 Indiana 45, Iowa 33	E-REG
10/7 Iowa 21, Michigan State 16	E-REG
10/21 Ohio State 38, Iowa 10	E-REG
10/28 Wisconsin 13, Iowa 7	E-REG
11/4 Iowa 26, Penn St. 23 (2 OT)	E-REG
11/11 Iowa 27, Northwestern 17	E-REG
11/18 Minnesota 27, Iowa 24	E-REG
2001 (6-5)	Network
9/1 Iowa 51, Kent State 0	E-REG
9/8 Iowa 44, Miami, OH 19	E-REG
9/29 Iowa 24, Penn State 18	ESPN
10/6 Purdue 23, Iowa 14	ESPN
10/13 Michigan St. 31, Iowa 28	ESPN2
10/20 Iowa 42, Indiana 28	E-REG
10/27 Michigan 32, Iowa 26	ABC
11/3 Wisconsin 34, Iowa 28	E-REG
11/10 Iowa 59, Northwestern 16	E-REG
11/24 Iowa State 17, Iowa 14	FOX
12/29 Iowa 19, Texas Tech 16	ESPN
2002 (11-2)	Network
8/31 Iowa 57, Akron 21	E-REG
9/7 Iowa 29, Miami, OH 24	E-REG
9/14 Iowa State 36, Iowa 31	ESPN2
9/21 Iowa 48, Utah State 7	E-REG
9/28 Iowa 35, Penn State 28 (OT)	ESPN
10/5 Iowa 31, Purdue 28	ESPN
10/12 Iowa 44, Michigan State 16	ESPN
10/19 Iowa 24, Indiana 6	E-REG
10/26 Iowa 34, Michigan 9	E-REG
11/2 Iowa 20, Wisconsin 3	ESPN
11/9 Iowa 62, Northwestern 10	ESPN2
11/16 Iowa 45, Minnesota 21	ESPN
1/2 USC 38, Iowa 17	ABC
2003 (10-3)	Network
8/30 Iowa 21, Miami, OH 3	ESPN2
9/6 Iowa 56, Buffalo 7	E-REG
9/13 Iowa 40, Iowa State 21	FOX
9/20 Iowa 21, Arizona State 2	ESPN2
9/27 Michigan State 20, Iowa 10	E-REG
10/4 Iowa 30, Michigan 27	ABC
10/18 Ohio State 19, Iowa 10	ABC
10/25 Iowa 26, Penn State 14	ABC
11/1 Iowa 41, Illinois 10	E-REG
11/8 Purdue 26, Iowa 14	ESPN
11/15 Iowa 40, Minnesota 22	ESPN
11/22 Iowa 27, Wisconsin 21	ABC
1/1 Iowa 37, Florida 17	ESPN

2004 (10-2)	Network
9/4 Iowa 39, Kent State 7	E-REG
9/11 Iowa 17, Iowa State 10	E-REG
9/18 Arizona State 44, Iowa 7	E-REG
9/25 Michigan 30, Iowa 17	ABC
10/2 Iowa 38, Michigan State 16	E-REG
10/16 Iowa 33, Ohio State 7	ABC
10/23 Iowa 6, Penn State 4	ESPN2
10/30 Iowa 23, Illinois 13	E-REG
11/6 Iowa 23, Purdue 21	ESPN
11/13 Iowa 29, Minnesota 27	ESPN
11/20 Iowa 30, Wisconsin 7	ESPN
1/1 Iowa 30, LSU 25	ABC
2005 (7-5)	Network
9/4 Iowa 56, Ball State 0	E-REG
9/10 Iowa State 23, Iowa 3	ABC
9/17 Iowa 45, Northern Iowa 21	E-REG
9/24 Ohio State 31, Iowa 6	ABC
10/1 Iowa 35, Illinois 7	E-REG
10/8 Iowa 34, Purdue 17	ESPN
10/15 Iowa 38, Indiana 21	E-REG
10/22 Michigan 23, Iowa 20 (OT)	ABC
11/5 Northwestern 28, Iowa 27	ESPN
11/12 Iowa 20, Wisconsin 10	ESPN
11/19 Iowa 52, Minnesota 28	ESPN2
1/2 Florida 31, Iowa 24	ESPN
2006 (6-7)	Network
9/2 Iowa 41, Montana 7	ESPNU
9/9 Iowa 20, Syracuse 13 (2 OT)	ABC
9/16 Iowa 27, Iowa State 17	ESPN
9/23 Iowa 24, Illinois 7	E-REG
9/30 Ohio State 38, Iowa 17	ABC
10/7 Iowa 47, Purdue 17	ESPNU
10/14 Indiana 31, Iowa 28	ESPN2
10/21 Michigan 20, Iowa 6	ABC
10/28 Iowa 24, N. Illinois 21	ESPNU
11/4 Northwestern 21, Iowa 7	E-REG
11/11 Wisconsin 24, Iowa 21	ESPN
11/18 Minnesota 34, Iowa 24	E-REG
12/30 Texas 26, Iowa 24	ESPN
2007 (6-6)	Network
9/1 Iowa 16, N. Illinois 3	ESPNU
9/8 Iowa 35, Syracuse 0	BTN
9/15 Iowa State 15, Iowa 13	VERSUS
9/22 Wisconsin 17, Iowa 13	ABC
9/29 Indiana 38, Iowa 20	BTN
10/6 Penn State 27, Iowa 7	ABC
10/13 Iowa 10, Illinois 6	ESPN2
10/20 Purdue 31, Iowa 6	ESPN2
10/27 Iowa 34, Michigan St. 27 (2 OT)	ESPN2
11/3 Iowa 28, Northwestern 17	ESPN2
11/10 Iowa 21, Minnesota 16	BTN
11/17 W. Michigan 28, Iowa 19	BTN

**2008 (9-4) \_\_\_\_\_ Network**

8/30 \_\_\_ Iowa 46, Maine 3 \_\_\_\_\_ BTN  
 9/6 \_\_\_ Iowa 42, Fla. International 0 \_\_\_\_\_ BTN  
 9/13 \_\_\_ Iowa 17, Iowa State 5 \_\_\_\_\_ BTN  
 9/20 \_\_\_ Pittsburgh 21, Iowa 20 \_\_\_\_\_ ESPN2  
 9/27 \_\_\_ Northwestern 22, Iowa 17 \_\_\_\_\_ ESPN-C  
 10/4 \_\_\_ Michigan State 16, Iowa 13 \_\_\_\_\_ ESPN2  
 10/11 \_\_\_ Iowa 45, Indiana 9 \_\_\_\_\_ BTN  
 10/18 \_\_\_ Iowa 38, Wisconsin 16 \_\_\_\_\_ BTN  
 11/1 \_\_\_ Illinois 27, Iowa 24 \_\_\_\_\_ ABC  
 11/8 \_\_\_ Iowa 24, Penn State 23 \_\_\_\_\_ ABC  
 11/15 \_\_\_ Iowa 22, Purdue 17 \_\_\_\_\_ BTN  
 11/22 \_\_\_ Iowa 55, Minnesota 0 \_\_\_\_\_ BTN  
 1/1 \_\_\_ Iowa 31, South Carolina 10 \_\_\_\_\_ ESPN

**2009 (11-2) \_\_\_\_\_ Network**

9/5 \_\_\_ Iowa 17, Northern Iowa 16 \_\_\_\_\_ BTN  
 9/12 \_\_\_ Iowa 35, Iowa State 3 \_\_\_\_\_ FOX  
 9/19 \_\_\_ Iowa 27, Arizona 17 \_\_\_\_\_ ABC  
 9/26 \_\_\_ Iowa 21, Penn State 10 \_\_\_\_\_ ABC  
 10/3 \_\_\_ Iowa 24, Arkansas State 21 \_\_\_\_\_ ESPN2  
 10/10 \_\_\_ Iowa 30, Michigan 28 \_\_\_\_\_ ABC  
 10/17 \_\_\_ Iowa 20, Wisconsin 10 \_\_\_\_\_ ESPN  
 10/24 \_\_\_ Iowa 15, Michigan State 13 \_\_\_\_\_ BTN  
 10/31 \_\_\_ Iowa 42, Indiana 24 \_\_\_\_\_ ESPN  
 11/7 \_\_\_ Northwestern 17, Iowa 10 \_\_\_\_\_ ESPN  
 11/14 \_\_\_ Ohio State 27, Iowa 24 (OT) \_\_\_\_\_ ABC  
 11/21 \_\_\_ Iowa 12, Minnesota 0 \_\_\_\_\_ ESPN  
 1/5 \_\_\_ Iowa 24, Georgia Tech 14 \_\_\_\_\_ FOX

**2010 (8-5) \_\_\_\_\_ Network**

9/4 \_\_\_ Iowa 37, Eastern Illinois 7 \_\_\_\_\_ BTN  
 9/11 \_\_\_ Iowa 35, Iowa State 7 \_\_\_\_\_ ABC  
 9/18 \_\_\_ Arizona 34, Iowa 27 \_\_\_\_\_ ESPN  
 9/25 \_\_\_ Iowa 45, Ball State 0 \_\_\_\_\_ BTN  
 10/2 \_\_\_ Iowa 24, Penn State 3 \_\_\_\_\_ ESPN  
 10/16 \_\_\_ Iowa 38, Michigan 28 \_\_\_\_\_ ABC  
 10/23 \_\_\_ Wisconsin 31, Iowa 30 \_\_\_\_\_ ABC  
 10/30 \_\_\_ Iowa 37, Michigan State 6 \_\_\_\_\_ ABC  
 11/6 \_\_\_ Iowa 18, Indiana 13 \_\_\_\_\_ BTN  
 11/13 \_\_\_ Northwestern 21, Iowa 17 \_\_\_\_\_ ESPN  
 11/20 \_\_\_ Ohio State 20, Iowa 17 \_\_\_\_\_ ABC  
 11/27 \_\_\_ Minnesota 27, Iowa 24 \_\_\_\_\_ BTN  
 12/28 \_\_\_ Iowa 27, Missouri 24 \_\_\_\_\_ ESPN

**2011 (7-6) \_\_\_\_\_ Network**

9/3 \_\_\_ Iowa 34, Tennessee Tech 7 \_\_\_\_\_ BTN  
 9/10 \_\_\_ Iowa State 44, Iowa 41 (3OT) \_\_\_\_\_ FSN  
 9/17 \_\_\_ Iowa 31, Pittsburgh 27 \_\_\_\_\_ ESPN2  
 9/24 \_\_\_ Iowa 45, ULM 17 \_\_\_\_\_ BTN  
 10/8 \_\_\_ Penn State 13, Iowa 3 \_\_\_\_\_ ABC  
 10/15 \_\_\_ Iowa 41, Northwestern 31 \_\_\_\_\_ BTN  
 10/22 \_\_\_ Iowa 45, Indiana 24 \_\_\_\_\_ BTN  
 10/29 \_\_\_ Minnesota 22, Iowa 21 \_\_\_\_\_ BTN  
 11/5 \_\_\_ Iowa 24, Michigan 16 \_\_\_\_\_ ESPN  
 11/12 \_\_\_ Michigan State 37, Iowa 21 \_\_\_\_\_ ESPN2  
 11/19 \_\_\_ Iowa 31, Purdue 21 \_\_\_\_\_ BTN  
 11/25 \_\_\_ Nebraska 20, Iowa 7 \_\_\_\_\_ ABC  
 12/30 \_\_\_ Oklahoma 31, Iowa 14 \_\_\_\_\_ ESPN

**2012 (4-8) \_\_\_\_\_ Network**

9/1 \_\_\_ Iowa 18, N. Illinois 17 \_\_\_\_\_ ESPN  
 9/8 \_\_\_ Iowa State 9, Iowa 6 \_\_\_\_\_ BTN  
 9/15 \_\_\_ Iowa 27, Northern Iowa 16 \_\_\_\_\_ BTN  
 9/22 \_\_\_ Central Michigan 32, Iowa 31 \_\_\_\_\_ BTN  
 9/29 \_\_\_ Iowa 31, Minnesota 13 \_\_\_\_\_ ESPN2  
 10/13 \_\_\_ Iowa 19, Michigan St. 16 (2OT) \_\_\_\_\_ ESPN  
 10/20 \_\_\_ Penn State 38, Iowa 14 \_\_\_\_\_ BTN  
 10/27 \_\_\_ Northwestern 28, Iowa 17 \_\_\_\_\_ ESPN2  
 11/3 \_\_\_ Indiana 24, Iowa 21 \_\_\_\_\_ BTN  
 11/10 \_\_\_ Purdue 27, Iowa 24 \_\_\_\_\_ BTN  
 11/17 \_\_\_ Michigan 42, Iowa 17 \_\_\_\_\_ ESPN  
 11/23 \_\_\_ Nebraska 13, Iowa 7 \_\_\_\_\_ ABC

**2013 (8-5) \_\_\_\_\_ Network**

8/31 \_\_\_ N. Illinois 30, Iowa 27 \_\_\_\_\_ BTN  
 9/7 \_\_\_ Iowa 28, Missouri State 14 \_\_\_\_\_ BTN  
 9/14 \_\_\_ Iowa 27, Iowa State 21 \_\_\_\_\_ FS1  
 9/21 \_\_\_ Iowa 59, W. Michigan 3 \_\_\_\_\_ BTN  
 9/28 \_\_\_ Iowa 23, Minnesota 7 \_\_\_\_\_ ABC  
 10/5 \_\_\_ Michigan State 26, Iowa 14 \_\_\_\_\_ ESPN2  
 10/19 \_\_\_ Ohio State 34, Iowa 24 \_\_\_\_\_ ABC  
 10/26 \_\_\_ Iowa 17, Northwestern 10 (OT) \_\_\_\_\_ BTN  
 11/2 \_\_\_ Wisconsin 28, Iowa 9 \_\_\_\_\_ ABC  
 11/9 \_\_\_ Iowa 38, Purdue 14 \_\_\_\_\_ BTN  
 11/23 \_\_\_ Iowa 24, Michigan 21 \_\_\_\_\_ BTN  
 11/29 \_\_\_ Iowa 38, Nebraska 17 \_\_\_\_\_ ABC  
 1/1 \_\_\_ LSU 21, Iowa 14 \_\_\_\_\_ ESPN

**Iowa's Record by Network**

ABC: \_\_\_\_\_ 36-50-1  
 Big Ten: \_\_\_\_\_ 6-2-1  
 Big Ten Network: \_\_\_\_\_ 25-10-0  
 CBS: \_\_\_\_\_ 12-4-1  
 ESPN: \_\_\_\_\_ 32-20-1  
 ESPN2: \_\_\_\_\_ 19-12-0  
 ESPN Regional: \_\_\_\_\_ 28-16-0  
 ESPN Classic: \_\_\_\_\_ 1-0-0  
 ESPNU: \_\_\_\_\_ 5-0-0  
 FOX: \_\_\_\_\_ 3-5-0  
 Fox Sports 1: \_\_\_\_\_ 1-0-0  
 Metro: \_\_\_\_\_ 1-0-0  
 Mislou: \_\_\_\_\_ 0-1-0  
 NBC: \_\_\_\_\_ 10-4-1  
 Raycom: \_\_\_\_\_ 1-1-0  
 Regional: \_\_\_\_\_ 8-4-0  
 Versus: \_\_\_\_\_ 0-1-0  
 WTBS: \_\_\_\_\_ 3-1-0  
**Total: \_\_\_\_\_ 191-132-5**

**Legend**

BTN -- Big Ten Network, REG -- Iowa or opponent regional network, Big Ten -- Big Ten Conference regional network, BTN - Big Ten Network, E-REG -- ESPN Regional, ESPN-C -- ESPN Classic, FS1 -- Fox Sports 1



**No Coach****1889 (0-1-0)**

11/16 \_\_\_\_ L \_\_\_\_ Grinnell \_\_\_\_ 0-24

**1890 (1-1-0)**

10/18 \_\_\_\_ L \* \_\_\_\_ Grinnell \_\_\_\_ 6-14

\_\_\_\_ L \_\_\_\_ Iowa Medical \_\_\_\_ 10-22

11/27 \_\_\_\_ W \_\_\_\_ Iowa Wesleyan \_\_\_\_ 91-0

**1891 (3-2-0)**

10/24 \_\_\_\_ W \* \_\_\_\_ Cornell \_\_\_\_ 64-6

11/2 \_\_\_\_ L \* \_\_\_\_ Minnesota \_\_\_\_ 4-42

11/9 \_\_\_\_ L \_\_\_\_ Grinnell \_\_\_\_ 4-6

11/26 \_\_\_\_ W \_\_\_\_ Nebraska \_\_\_\_ 22-0

12/5 \_\_\_\_ W \_\_\_\_ Kansas \_\_\_\_ 18-14

**Coach E. A. Dalton****1892 (3-2-1)**

10/21 \_\_\_\_ W \_\_\_\_ Coe \_\_\_\_ 48-0

10/29 \_\_\_\_ W \* \_\_\_\_ Knox \_\_\_\_ 44-0

11/5 \_\_\_\_ L \_\_\_\_ Kansas \_\_\_\_ 4-24

11/12 \_\_\_\_ L \_\_\_\_ Missouri \_\_\_\_ 0-22

11/16 \_\_\_\_ W \* \_\_\_\_ Grinnell \_\_\_\_ 18-12

11/24 \_\_\_\_ T \_\_\_\_ Nebraska \_\_\_\_ 10-10

**Coach Ben Donnelly****1893 (3-4-0)**

10/7 \_\_\_\_ W \_\_\_\_ Coe \_\_\_\_ 56-0

10/14 \_\_\_\_ L \_\_\_\_ Denver Ath. Club \_\_\_\_ 0-58

10/21 \_\_\_\_ W \* \_\_\_\_ Luther \_\_\_\_ 32-0

11/4 \_\_\_\_ L \_\_\_\_ Kansas \_\_\_\_ 24-35

11/11 \_\_\_\_ L \_\_\_\_ Grinnell \_\_\_\_ 14-36

11/18 \_\_\_\_ W \* \_\_\_\_ Missouri \_\_\_\_ 34-12

11/23 \_\_\_\_ L \_\_\_\_ Nebraska \_\_\_\_ 18-20

**Coach Roger Sherman****1894 (4-4-1)**

10/1 \_\_\_\_ L \* \_\_\_\_ Iowa State \_\_\_\_ 8-16

10/13 \_\_\_\_ W \* \_\_\_\_ Cornell \_\_\_\_ 60-0

10/20 \_\_\_\_ W \_\_\_\_ Augustana \_\_\_\_ 34-0

10/27 \_\_\_\_ T \_\_\_\_ Chicago \_\_\_\_ 18-18

10/29 \_\_\_\_ L \_\_\_\_ Wisconsin \_\_\_\_ 0-44

11/3 \_\_\_\_ W \* \_\_\_\_ Kansas \_\_\_\_ 14-12

11/10 \_\_\_\_ W \* \_\_\_\_ Grinnell \_\_\_\_ 6-0

11/19 \_\_\_\_ L \_\_\_\_ Missouri \_\_\_\_ 6-32

11/29 \_\_\_\_ L \_\_\_\_ \*Nebraska \_\_\_\_ 0-36

**No Coach****1895 (2-5-0)**

10/12 \_\_\_\_ L \* \_\_\_\_ Doane \_\_\_\_ 0-10

10/19 \_\_\_\_ W \_\_\_\_ Parsons \_\_\_\_ 28-0

10/28 \_\_\_\_ L \* \_\_\_\_ Iowa State \_\_\_\_ 0-24

11/2 \_\_\_\_ L \_\_\_\_ Kansas \_\_\_\_ 0-52

11/18 \_\_\_\_ L \_\_\_\_ Missouri \_\_\_\_ 0-34

11/19 \_\_\_\_ L \_\_\_\_ Nebraska \_\_\_\_ 0-6

11/28 \_\_\_\_ W \_\_\_\_ Penn College \_\_\_\_ 14-12

**Coach A. E. Bull****1896 (7-1-1)**

10/3 \_\_\_\_ W \* \_\_\_\_ Drake \_\_\_\_ 32-0

10/10 \_\_\_\_ L \_\_\_\_ Chicago \_\_\_\_ 0-6

10/26 \_\_\_\_ W \* \_\_\_\_ Kansas \_\_\_\_ 6-0

11/4 \_\_\_\_ W \* \_\_\_\_ Wilton \_\_\_\_ 27-0

11/9 \_\_\_\_ W \_\_\_\_ Missouri \_\_\_\_ 12-0

11/14 \_\_\_\_ W \* \_\_\_\_ Grinnell \_\_\_\_ 15-6

11/21 \_\_\_\_ W \* \_\_\_\_ D. M. YMCA \_\_\_\_ 34-0

11/26 \_\_\_\_ T \_\_\_\_ \*Nebraska \_\_\_\_ 0-0

11/28 \_\_\_\_ W \_\_\_\_ \*Nebraska \_\_\_\_ 6-0

**Coach Otto Wagonhurst****1897 (4-4-0)**

10/2 \_\_\_\_ W \* \_\_\_\_ Wilton \_\_\_\_ 22-4

10/16 \_\_\_\_ W \_\_\_\_ Northwestern \_\_\_\_ 12-6

10/23 \_\_\_\_ L \* \_\_\_\_ P &amp; S \_\_\_\_ 0-14

10/30 \_\_\_\_ L \_\_\_\_ Kansas \_\_\_\_ 0-56

11/5 \_\_\_\_ L \* \_\_\_\_ Iowa State \_\_\_\_ 0-6

11/13 \_\_\_\_ W \_\_\_\_ Drake \_\_\_\_ 16-0

11/20 \_\_\_\_ W \* \_\_\_\_ Grinnell \_\_\_\_ 16-12

11/25 \_\_\_\_ L \_\_\_\_ Nebraska \_\_\_\_ 0-6

**Coach Alden Knipe****1898 (3-4-2)**

10/1 \_\_\_\_ T \* \_\_\_\_ Knox \_\_\_\_ 0-0

10/8 \_\_\_\_ L \_\_\_\_ Chicago \_\_\_\_ 0-38

10/15 \_\_\_\_ L \* \_\_\_\_ Drake \_\_\_\_ 5-18

10/22 \_\_\_\_ W \* \_\_\_\_ Upper Iowa \_\_\_\_ 23-5

10/29 \_\_\_\_ L \_\_\_\_ \*Rush \_\_\_\_ 11-15

11/5 \_\_\_\_ L \* \_\_\_\_ Iowa Teachers \_\_\_\_ 5-11

11/12 \_\_\_\_ T \_\_\_\_ Grinnell \_\_\_\_ 5-5

11/17 \_\_\_\_ W \* \_\_\_\_ Simpson \_\_\_\_ 12-0

11/24 \_\_\_\_ W \_\_\_\_ Nebraska \_\_\_\_ 6-5

**1899 (8-0-1)**

9/23 \_\_\_\_ W \* \_\_\_\_ Iowa Teachers \_\_\_\_ 22-0

10/7 \_\_\_\_ T \_\_\_\_ Chicago \_\_\_\_ 5-5

10/14 \_\_\_\_ W \* \_\_\_\_ Penn \_\_\_\_ 35-0

10/21 \_\_\_\_ W \* \_\_\_\_ Rush \_\_\_\_ 17-0

10/28 \_\_\_\_ W \* \_\_\_\_ Iowa State \_\_\_\_ 5-0

11/4 \_\_\_\_ W \_\_\_\_ Nebraska \_\_\_\_ 30-0

11/11 \_\_\_\_ W \* \_\_\_\_ Grinnell \_\_\_\_ 16-6

11/18 \_\_\_\_ W \* \_\_\_\_ Knox \_\_\_\_ 33-0

11/30 \_\_\_\_ W \_\_\_\_ Illinois \_\_\_\_ 58-0

**1900 (7-0-1, 2-0-1)**

9/28 \_\_\_\_ W \* \_\_\_\_ Upper Iowa \_\_\_\_ 57-0

10/6 \_\_\_\_ W \* \_\_\_\_ Iowa Teachers \_\_\_\_ 68-0

10/13 \_\_\_\_ W \* \_\_\_\_ Simpson \_\_\_\_ 47-0

10/19 \_\_\_\_ \_\_\_\_ Iowa State \_\_\_\_ cancelled

10/26 \_\_\_\_ W \* \_\_\_\_ Drake \_\_\_\_ 26-0

11/2 \_\_\_\_ W \_\_\_\_ Chicago \_\_\_\_ 17-0

11/10 \_\_\_\_ W \_\_\_\_ Michigan \_\_\_\_ 28-5

11/17 \_\_\_\_ W \* \_\_\_\_ Grinnell \_\_\_\_ 63-2

11/29 \_\_\_\_ T \_\_\_\_ Northwestern \_\_\_\_ 5-5

**1901 (6-3-0, 0-3-0)**

10/5 \_\_\_\_ W \* \_\_\_\_ Iowa Teachers \_\_\_\_ 16-0

10/12 \_\_\_\_ W \_\_\_\_ Drake \_\_\_\_ 6-5

10/19 \_\_\_\_ W \* \_\_\_\_ Iowa State \_\_\_\_ 12-0

10/26 \_\_\_\_ L \_\_\_\_ Minnesota \_\_\_\_ 0-16

10/30 \_\_\_\_ W \* \_\_\_\_ Coe \_\_\_\_ 11-0

11/2 \_\_\_\_ W \* \_\_\_\_ Knox \_\_\_\_ 23-6

11/9 \_\_\_\_ L \* \_\_\_\_ Illinois \_\_\_\_ 0-27

11/16 \_\_\_\_ W \* \_\_\_\_ Grinnell \_\_\_\_ 17-11

11/28 \_\_\_\_ L \_\_\_\_ Michigan \_\_\_\_ 0-50

**1902 (5-4-0, 0-3-0)**

10/4 \_\_\_\_ W \* \_\_\_\_ Iowa Teachers \_\_\_\_ 63-5

10/11 \_\_\_\_ W \* \_\_\_\_ Drake \_\_\_\_ 12-0

10/18 \_\_\_\_ W \* \_\_\_\_ Simpson \_\_\_\_ 10-0

10/25 \_\_\_\_ L \* \_\_\_\_ Minnesota \_\_\_\_ 0-34

11/1 \_\_\_\_ W \* \_\_\_\_ Iowa State \_\_\_\_ 12-6

11/8 \_\_\_\_ L \_\_\_\_ Michigan \_\_\_\_ 0-107

11/15 \_\_\_\_ W \_\_\_\_ Washington (MO) \_\_\_\_ 61-0

11/20 \_\_\_\_ L \_\_\_\_ Missouri \_\_\_\_ 0-6

11/27 \_\_\_\_ L \_\_\_\_ Illinois \_\_\_\_ 0-80

**Coach John Chambers****1903 (9-2-0, 1-1-0)**

9/27 \_\_\_\_ W \* \_\_\_\_ Cornell \_\_\_\_ 6-0

9/30 \_\_\_\_ W \* \_\_\_\_ Coe \_\_\_\_ 16-0

10/3 \_\_\_\_ W \* \_\_\_\_ Iowa Teachers \_\_\_\_ 29-0

10/9 \_\_\_\_ W \* \_\_\_\_ Drake \_\_\_\_ 22-6

10/17 \_\_\_\_ L \_\_\_\_ Minnesota \_\_\_\_ 0-75

10/24 \_\_\_\_ W \_\_\_\_ Grinnell \_\_\_\_ 17-0

10/31 \_\_\_\_ L \* \_\_\_\_ Nebraska \_\_\_\_ 6-17

11/6 \_\_\_\_ W \* \_\_\_\_ Simpson \_\_\_\_ 35-2

11/14 \_\_\_\_ W \_\_\_\_ Missouri \_\_\_\_ 16-0

11/21 \_\_\_\_ W \* \_\_\_\_ Illinois \_\_\_\_ 12-0

11/26 \_\_\_\_ W \_\_\_\_ Washington (MO) \_\_\_\_ 12-2

**1904 (7-4-0, 0-3-0)**

9/24 \_\_\_\_ W \* \_\_\_\_ Coe \_\_\_\_ 17-0

9/28 \_\_\_\_ W \* \_\_\_\_ Augustana \_\_\_\_ 33-2

10/1 \_\_\_\_ W \* \_\_\_\_ Cornell \_\_\_\_ 88-0

10/8 \_\_\_\_ W \_\_\_\_ Drake \_\_\_\_ 17-0

10/15 \_\_\_\_ L \_\_\_\_ Chicago \_\_\_\_ 0-39

10/22 \_\_\_\_ W \* \_\_\_\_ Iowa Teachers \_\_\_\_ 11-5

10/29 \_\_\_\_ W \* \_\_\_\_ Iowa State \_\_\_\_ 10-6

11/5 \_\_\_\_ L \_\_\_\_ Nebraska \_\_\_\_ 6-17

11/12 \_\_\_\_ W \* \_\_\_\_ Grinnell \_\_\_\_ 69-0

11/19 \_\_\_\_ L \_\_\_\_ Illinois \_\_\_\_ 0-29

11/24 \_\_\_\_ L \_\_\_\_ Minnesota \_\_\_\_ 0-11

**1905 (8-2-0, 0-2-0)**

9/26 \_\_\_\_ W \* \_\_\_\_ Coe \_\_\_\_ 27-0

9/30 \_\_\_\_ W \* \_\_\_\_ Monmouth \_\_\_\_ 40-0

10/7 \_\_\_\_ L \_\_\_\_ Chicago \_\_\_\_ 0-42

10/21 \_\_\_\_ L \_\_\_\_ Minnesota \_\_\_\_ 0-39

10/28 \_\_\_\_ W \* \_\_\_\_ Iowa Teachers \_\_\_\_ 41-5

11/4 \_\_\_\_ W \* \_\_\_\_ Grinnell \_\_\_\_ 45-0

11/11 \_\_\_\_ W \* \_\_\_\_ Des Moines \_\_\_\_ 72-0

11/18 \_\_\_\_ W \* \_\_\_\_ Drake \_\_\_\_ 44-0

11/25 \_\_\_\_ W \_\_\_\_ Iowa State \_\_\_\_ 8-0

11/30 \_\_\_\_ W \_\_\_\_ St. Louis \_\_\_\_ 31-0

**Coach Mark Catlin****1906 (2-3-0, 0-1-0)**

10/27 \_\_\_\_ W \* \_\_\_\_ Missouri \_\_\_\_ 26-4

11/3 \_\_\_\_ L \_\_\_\_ Wisconsin \_\_\_\_ 4-18

11/10 \_\_\_\_ W \* \_\_\_\_ Coe \_\_\_\_ 15-12

11/24 \_\_\_\_ L \* \_\_\_\_ Iowa State \_\_\_\_ 0-2

11/29 \_\_\_\_ L \_\_\_\_ St. Louis \_\_\_\_ 0-39

**1907 (3-2-0, 1-1-0)**

10/19 \_\_\_\_ W \* \_\_\_\_ Missouri \_\_\_\_ 21-6

10/26 \_\_\_\_ W \_\_\_\_ Drake \_\_\_\_ 25-4

11/2 \_\_\_\_ L \* \_\_\_\_ Wisconsin \_\_\_\_ 5-6

11/9 \_\_\_\_ W \* \_\_\_\_ Illinois \_\_\_\_ 25-12

11/23 \_\_\_\_ L \_\_\_\_ Iowa State \_\_\_\_ 14-20

**1908 (2-5-0, 0-1-0)**

10/10 \_\_\_\_ W \* \_\_\_\_ Coe \_\_\_\_ 92-0

10/17 \_\_\_\_ L \_\_\_\_ Missouri \_\_\_\_ 5-10

10/24 \_\_\_\_ W \_\_\_\_ Morningside \_\_\_\_ 16-0

10/31 \_\_\_\_ L \* \_\_\_\_ Nebraska \_\_\_\_ 8-11

11/7 \_\_\_\_ L \_\_\_\_ Illinois \_\_\_\_ 0-22

11/14 \_\_\_\_ L \* \_\_\_\_ Drake \_\_\_\_ 6-12

11/21 \_\_\_\_ L \* \_\_\_\_ Kansas \_\_\_\_ 5-10

**Coach John Griffith****1909 (2-4-1, 0-1-0)**

10/2 \_\_\_\_ L \_\_\_\_ Minnesota \_\_\_\_ 0-41

10/9 \_\_\_\_ W \* \_\_\_\_ Cornell \_\_\_\_ 3-0

10/23 \_\_\_\_ T \_\_\_\_ Nebraska \_\_\_\_ 6-6

10/30 \_\_\_\_ L \* \_\_\_\_ Missouri \_\_\_\_ 12-13

11/6 \_\_\_\_ L \_\_\_\_ Drake \_\_\_\_ 14-17

11/13 \_\_\_\_ W \* \_\_\_\_ Iowa State \_\_\_\_ 16-0

11/20 \_\_\_\_ L \_\_\_\_ Kansas \_\_\_\_ 7-20

**Coach Jess Hawley**
**1910 (5-2-0, 1-1-0)**

10/4	W	*	Morningside	12-0
10/8	L		Northwestern	5-10
10/15	L		Missouri	0-5
10/22	W	*	Purdue	16-0
11/5	W		Iowa State	2-0
11/12	W	*	Drake	21-0
11/19	W		Washington (MO)	38-0

**1911 (3-4-0, 2-2-0)**

10/14	W	*	Morningside	11-5
10/21	L	*	Cornell	0-3
10/28	L		Minnesota	6-24
11/4	L		Wisconsin	0-12
11/11	W		Purdue	11-0
11/18	L	*	Iowa State	0-9
11/25	W	*	Northwestern	6-0

**1912 (4-3-0, 1-3-0)**

10/5	W	*	Iowa Teachers	35-7
10/12	W	*	Cornell	31-0
10/19	L		Chicago	14-34
10/26	L		Minnesota	7-56
11/9	W		Indiana	13-6
11/16	W		Iowa State	20-7
11/23	L	*	Wisconsin (h)	10-28

**1913 (5-2-0, 2-1-0)**

10/4	W	*	Iowa Teachers	45-3
10/6	W	*	Cornell	76-0
10/18	L		Chicago	6-23
10/25	W		Northwestern	78-6
11/8	W	*	Indiana	60-0
11/15	W	*	Iowa State (h)	45-7
11/22	L		Nebraska	0-12

**1914 (4-3-0, 1-2-0)**

10/3	W	*	Iowa Teachers	95-0
10/10	W	*	Cornell	49-0
10/17	L		Chicago	0-7
10/24	L	*	Minnesota (h)	0-7
11/7	W		Northwestern	27-0
11/14	W		Iowa State	26-6
11/21	L	*	Nebraska	7-16

**1915 (3-4-0, 1-2-0)**

10/2	W	*	Cornell	33-0
10/9	W	*	Morningside	17-6
10/16	W	*	Northwestern	9-6
10/23	L		Minnesota	13-51
11/6	L		Purdue	13-19
11/13	L	*	Iowa State (h)	0-16
11/20	L		Nebraska	7-52

**Coach Howard Jones**
**1916 (4-3-0, 1-2-0)**

10/7	W	*	Cornell	31-6
10/14	W	*	Grinnell	17-7
10/21	W	*	Purdue	24-6
10/28	L		Minnesota	0-67
11/11	L		Northwestern	13-20
11/18	W		Iowa State	19-16
11/25	L	*	Nebraska (h)	17-34

**1917 (3-5-0, 0-2-0)**

10/6	W	*	Cornell	22-13
10/13	L		Nebraska	0-47
10/20	L	*	Grinnell	0-10
10/27	L		Wisconsin	0-20
11/3	L	*	Great Lakes	14-23
11/10	W	*	South Dakota	35-0
11/17	L		Northwestern	14-25
11/24	W	*	Iowa State (h)	6-3

**1918 (6-2-1, 2-1-0)**

9/28	L	*	Great Lakes	0-10
10/5	W		Nebraska	12-0
10/12	W	*	Coe	27-0
10/19	W	*	Cornell	34-0
11/2	L	*	Illinois	0-19
11/9	W	*	Minnesota (h)	6-0
11/16	W	*	Iowa State	21-0
11/23	W	*	Northwestern	23-7
11/30	T		Camp Dodge	0-0

**1919 (5-2-0, 2-2-0)**

10/4	W	*	Nebraska	18-0
10/18	L		Illinois	7-9
10/25	W		Minnesota	9-6
11/1	W	*	South Dakota	26-13
11/8	W		Northwestern	14-7
11/15	L		Chicago	6-9
11/22	W	*	Iowa State (h)	10-0

**1920 (5-2-0, 3-2-0)**

10/2	W		Indiana	14-7
10/9	W	*	Cornell	63-0
10/16	L		Illinois	3-20
10/23	L		Chicago	0-10
11/6	W	*	Northwestern	20-0
11/13	W	*	Minnesota (h)	28-7
11/20	W		Iowa State	14-10

**1921 (7-0-0, 5-0-0)**

10/1	W	*	Knox	52-14
10/8	W	*	Notre Dame	10-7
10/15	W	*	Illinois (h)	14-2
10/29	W		Purdue	13-6
11/5	W		Minnesota	41-7
11/12	W	*	Indiana	41-0
11/19	W		Northwestern	14-0

**1922 (7-0-0, 5-0-0)**

10/7	W	*	Knox	61-0
10/14	W		Yale	6-0
10/21	W		Illinois	8-7
10/28	W	*	Purdue	56-0
11/11	W	*	Minnesota (h)	28-14
11/18	W		Ohio State	12-9
11/25	W	*	Northwestern	37-3

**1923 (5-3-0, 3-3-0)**

9/29	W	*	Oklahoma A&M	20-0
10/6	W	*	Knox	44-3
10/13	W	*	Purdue	7-0
10/20	L	*	Illinois (h)	6-9
10/27	W		Ohio State	20-0
11/3	L	*	Michigan	3-9
11/17	L		Minnesota	7-20
11/24	W		Northwestern	17-14

**Coach Burt Ingwersen**
**1924 (6-1-1, 3-1-1)**

10/4	W	*	SE Oklahoma	43-0
10/14	T	*	Ohio State	0-0
10/18	W	*	Lawrence	13-5
10/25	W	*	Minnesota (h)	13-0
11/1	L		Illinois	0-36
11/8	W	*	Butler	7-0
11/15	W		Wisconsin	21-7
11/22	W		Michigan	9-2

**1925 (5-3-0, 2-2-0)**

10/3	W	*	Arkansas	26-0
10/10	W	*	St. Louis	41-0
10/17	W	*	Illinois (h)	12-10
10/24	W		Ohio State	15-0
10/31	W	*	Wabash	28-7
11/7	L	*	Wisconsin	0-6
11/14	L		Minnesota	0-33
11/21	L		Southern Cal	0-18

**1926 (3-5-0, 0-5-0)**

10/2	W	*	Colorado Teachers	24-0
10/9	W	*	North Dakota	40-7
10/16	L		Illinois	6-13
10/23	L		Ohio State	6-23
10/30	W	*	Carroll	21-0
11/6	L	*	Minnesota (h)	0-41
11/13	L		Wisconsin	10-20
11/20	L	*	Northwestern	6-13

**1927 (4-4-0, 1-4-0)**

10/1	W	*	Monmouth	32-6
10/8	L	*	Ohio State	6-13
10/15	W	*	Wabash	38-0
10/22	L		Minnesota	0-38
10/29	W	*	Denver	15-0
11/5	L	*	Illinois (h)	0-14
11/12	W		Wisconsin	16-0
11/19	L		Northwestern	0-12

**1928 (6-2-0, 3-2-0)**

10/6	W	*	Monmouth	26-0
10/13	W		Chicago	13-0
10/20	W	*	Ripon	61-6
10/27	W	*	Minnesota (h)	7-6
11/3	W	*	South Dakota	19-0
11/10	W		Ohio State	14-7
11/17	L	*	Wisconsin	0-13
11/24	L		Michigan	7-10

**1929 (4-2-2, 2-2-2)**

9/28	W	*	Carroll	46-0
10/5	W	*	Monmouth	46-0
10/12	L		Ohio State	6-7
10/19	T	*	Illinois (h)	7-7
10/26	W		Wisconsin	14-0
11/9	W	*	Minnesota	9-7
11/16	L		Purdue	0-7
11/23	T		Michigan	0-0

**1930 (4-4-0, 0-1-0)**

9/27	W	*	Bradley Tech	38-12
10/4	L	*	Oklahoma A&M	0-6
10/11	L	*	Centenary	12-19
10/18	L	*	Purdue	0-20
11/1	W		Detroit	7-3
11/8	L		Marquette	0-7
11/15	W	*	Penn State (h)	19-0
11/22	W	*	Nebraska	12-7

**1931 (1-6-1, 0-3-1)**

10/3	L	*	Pittsburgh	0-20
10/10	L		Texas A&M	0-29
10/17	T	*	Indiana (h)	0-0
10/24	L		Minnesota	0-34
10/31	W	*	George Washington	7-0
11/7	L		Nebraska	0-7
11/14	L		Purdue	0-22
11/21	L	*	Northwestern	0-19

**Coach Ossie Solem**
**1932 (1-7-0, 0-5-0)**

10/1	W	*	Bradley Tech	31-7
10/8	L		Wisconsin	0-34
10/15	L		Indiana	0-12
10/22	L	*	Minnesota (h)	6-21
10/28	L		Geo. Washington	6-21
11/5	L	*	Nebraska	13-14
11/12	L	*	Purdue	0-18
11/19	L		Northwestern	6-44

**1933 (5-3-0, 3-2-0)**

9/30	W	Northwestern	7-0
10/7	W *	Bradley Tech	38-0
10/21	W *	Wisconsin (h)	26-7
10/28	L	Minnesota	7-19
11/4	W *	Iowa State	27-7
11/11	L	Michigan	6-10
11/18	W	Purdue	14-6
11/25	L	Nebraska	6-7

**1934 (2-5-1, 1-3-1)**

9/29	W *	South Dakota	34-0
10/6	W	Northwestern	20-7
10/13	L	Nebraska	13-14
10/20	L	Iowa State	6-31
10/27	L *	Minnesota (h)	12-48
11/3	T	Indiana	0-0
11/10	L *	Purdue	6-13
11/24	L	Ohio State	7-40

**1935 (4-2-2, 1-2-2)**

9/28	W *	Bradley Tech	26-0
10/5	W *	South Dakota	47-2
10/12	W *	Colgate	12-6
10/26	W	Illinois	19-0
11/2	T *	Indiana	6-6
11/9	L *	Minnesota (h)	6-13
11/16	L	Purdue	6-12
11/23	T	Northwestern	0-0

**1936 (3-4-1, 0-4-1)**

9/26	W *	Carleton	14-0
10/3	L	Northwestern	7-18
10/10	W *	South Dakota	33-7
10/17	T *	Illinois (h)	0-0
10/31	L	Indiana	6-13
11/7	L	Minnesota	0-52
11/14	L *	Purdue	0-13
11/21	W	Temple	25-0

**Coch Irl Tubbs****1937 (1-7-0, 0-5-0)**

9/25	L	Washington	0-14
10/9	W *	Bradley Tech	14-7
10/16	L	Wisconsin	6-13
10/23	L *	Michigan	6-7
10/30	L	Purdue	0-13
11/6	L *	Minnesota (h)	10-35
11/13	L *	Indiana	0-3
11/20	L	Nebraska	0-28

**1938 (1-6-1, 1-3-1)**

9/23	L	UCLA	3-27
10/8	L *	Wisconsin (h)	13-31
10/15	W	Chicago	27-14
10/22	L *	Colgate	0-14
10/29	T *	Purdue	0-0
11/5	L	Minnesota	0-28
11/12	L	Indiana	3-7
11/19	L *	Nebraska	0-14

**Coch Eddie Anderson****1939 (6-1-1, 4-1-1)**

9/30	W *	South Dakota	41-0
10/7	W *	Indiana	32-29
10/14	L	Michigan	7-27
10/28	W	Wisconsin	19-13
11/4	W	Purdue	4-0
11/11	W *	Notre Dame	7-6
11/18	W *	Minnesota (h)	13-9
11/25	T	Northwestern	7-7

**1940 (4-4-0, 2-3-0)**

10/5	W *	South Dakota	46-0
10/12	W *	Wisconsin	30-12
10/19	L	Indiana	6-10
10/26	L	Minnesota	6-34
11/2	L *	Purdue (h)	6-21
11/9	L	Nebraska	6-14
11/16	W	Notre Dame	7-0
11/23	W *	Illinois	18-7

**1941 (3-5-0, 2-4-0)**

9/27	W *	Drake	25-8
10/4	L	Michigan	0-6
10/18	L	Wisconsin	0-23
10/25	L	Purdue	6-7
11/1	W *	Indiana (h)	13-7
11/8	W	Illinois	21-0
11/15	L *	Minnesota	13-34
11/22	L	Nebraska	13-14

**1942 (6-4-0, 3-3-0)**

9/19	W *	Washington (MO)	26-7
9/26	W *	Nebraska	27-0
10/3	L	Great Lakes	0-25
10/10	W *	Camp Grant	33-16
10/17	L *	Illinois	7-12
10/24	W	Indiana	14-13
10/31	W *	Purdue	13-7
11/7	W *	Wisconsin (h)	6-0
11/14	L	Minnesota	7-27
11/28	L	Michigan	14-28

**Coch Slip Madigan****1943 (1-6-1, 0-4-1)**

9/25	L	Great Lakes	7-21
10/2	L *	Wisconsin	5-7
10/9	L *	Iowa Preflight	0-25
10/16	T *	Indiana	7-7
10/23	L	Purdue	7-28
11/6	L *	Illinois (h)	10-19
11/13	L	Minnesota	14-33
11/20	W	Nebraska	33-13

**1944 (1-7-0, 0-6-0)**

10/7	L	Ohio State	0-34
10/14	L	Illinois	6-40
10/21	L *	Purdue (h)	7-26
10/28	L	Indiana	0-32
11/4	W *	Nebraska	27-6
11/11	L	Wisconsin	7-26
11/18	L *	Minnesota	0-46
11/25	L *	Iowa Preflight	6-30

**Coch Clem Crowe****1945 (2-7-0, 1-5-0)**

9/29	W *	Berg AAF	14-13
10/6	L	Ohio State	0-42
10/13	L	Purdue	0-40
10/20	L *	Indiana	20-52
10/27	L	Notre Dame	0-56
11/3	L *	Wisconsin (h)	7-27
11/10	L	Illinois	7-48
11/17	W *	Minnesota	20-19
11/24	L	Nebraska	6-13

**Coch Eddie Anderson****1946 (5-4-0, 3-3-0)**

9/21	W *	North Dakota St.	39-0
9/28	W *	Purdue	16-0
10/5	L	Michigan	7-14
10/12	W *	Nebraska	21-7
10/19	W	Indiana	13-0
10/26	L *	Notre Dame	6-41
11/2	L *	Illinois (h)	0-7
11/9	W	Wisconsin	21-7
11/16	L	Minnesota	6-16

**1947 (3-5-1, 2-3-1)**

9/20	W *	North Dakota St.	59-0
9/26	L	UCLA	7-22
10/4	L *	Illinois	12-35
10/11	W *	Indiana (h)	27-14
10/18	T	Ohio State	13-13
10/25	L	Notre Dame	0-21
11/1	L	Purdue	0-21
11/8	L	Wisconsin	14-46
11/15	W *	Minnesota	13-7

**1948 (4-5-0, 2-4-0)**

9/25	W *	Marquette	14-12
10/2	L	Indiana	0-7
10/9	W	Ohio State	14-7
10/16	L *	Purdue (h)	13-20
10/23	L *	Notre Dame	12-27
10/30	W *	Wisconsin	19-13
11/6	L	Illinois	0-14
11/13	L *	Minnesota	21-28
11/20	W	Boston Univ.	34-14

**1949 (4-5-0, 3-3-0)**

9/24	L *	UCLA	25-41
10/1	W	Purdue	21-7
10/8	L *	Illinois	14-20
10/15	W *	Indiana (h)	35-9
10/22	W *	Northwestern	28-21
10/29	W *	Oregon	34-31
11/5	L	Minnesota	7-55
11/12	L	Wisconsin	13-35
11/19	L	Notre Dame	7-28

**Coch Leonard Raffensperger****1950 (3-5-1, 2-4-0)**

9/29	W	Southern Cal	20-14
10/7	L	Indiana	7-20
10/14	L *	Wisconsin	0-14
10/21	W *	Purdue (h)	33-21
10/28	L	Ohio State	21-83
11/4	W	Minnesota	13-0
11/11	L *	Illinois	7-21
11/18	T *	Notre Dame	14-14
11/24	L	Miami (FL)	6-14

**1951 (2-5-2, 0-5-1)**

9/29	W *	Kansas State	16-0
10/6	L	Purdue	30-34
10/13	W *	Pittsburgh	34-17
10/20	L *	Michigan (h)	0-21
10/27	L	Ohio State	21-47
11/3	T *	Minnesota	20-20
11/10	L	Illinois	13-40
11/17	L	Wisconsin	7-34
11/24	T	Notre Dame	20-20

**Coch Forest Evashevski****1952 (2-7-0, 2-5-0)**

9/27	L	Pittsburgh	14-26
10/4	L	Indiana	13-20
10/11	L	Purdue	14-41
10/18	L *	Wisconsin	13-42
10/25	W *	Ohio State (h)	8-0
11/1	L	Minnesota	7-17
11/8	L *	Illinois	13-33
11/15	W	Northwestern	39-14
11/22	L *	Notre Dame	0-27

**1953 (5-3-1, 3-3-0)**

9/26	L	* Michigan State	7-21
10/3	W	* Washington State	54-12
10/10	L	Michigan	13-14
10/17	W	* Wyoming	21-7
10/24	W	* Indiana (h)	19-13
10/31	L	Wisconsin	6-10
11/7	W	Purdue	26-0
11/14	W	* Minnesota	27-0
11/21	T	Notre Dame	14-14

**1954 (5-4-0, 4-3-0)**

9/25	W	* Michigan State	14-10
10/2	W	* Montana	48-6
10/9	L	Michigan	13-14
10/16	L	Ohio State	14-20
10/23	W	Indiana	27-14
10/30	W	* Wisconsin	13-7
11/6	W	* Purdue (h)	25-14
11/13	L	Minnesota	20-22
11/20	L	* Notre Dame	18-34

**1955 (3-5-1, 2-3-1)**

9/24	W	* Kansas State	28-7
10/1	L	Wisconsin	14-37
10/8	W	* Indiana	20-6
10/15	T	* Purdue (h)	20-20
10/21	L	UCLA	13-33
10/29	L	Michigan	21-33
11/5	W	* Minnesota	26-0
11/12	L	Ohio State	10-20
11/19	L	Notre Dame	14-17

**1956 (9-1-0, 5-1-0)**

9/29	W	Indiana	27-0
10/6	W	* Oregon State	14-13
10/13	W	* Wisconsin	13-7
10/20	W	* Hawaii	34-0
10/27	W	Purdue	21-20
11/3	L	* Michigan (h)	14-17
11/10	W	Minnesota	7-0
11/17	W	* Ohio State	6-0
11/24	W	* Notre Dame	48-8
1/1	W	% Oregon State	35-19

% -- Rose Bowl at Pasadena, CA

**1957 (7-1-1, 4-1-1)**

9/28	W	* Utah State	70-14
10/5	W	* Washington State	20-13
10/12	W	Indiana	47-7
10/19	W	* Wisconsin (h)	21-7
10/26	W	Northwestern	6-0
11/2	T	Michigan	21-21
11/9	W	* Minnesota	44-20
11/16	L	Ohio State	13-17
11/23	W	Notre Dame	21-13

**1958 (8-1-1, 5-1-0)**

9/27	W	* TCU	17-0
10/4	T	* Air Force	13-13
10/11	W	* Indiana	34-13
10/18	W	Wisconsin	20-9
10/25	W	* Northwestern (h)	26-20
11/1	W	Michigan	37-14
11/8	W	Minnesota	28-6
11/15	L	* Ohio State	28-38
11/22	W	* Notre Dame	31-21
1/1	W	% California	38-12

% -- Rose Bowl at Pasadena, CA

**1959 (5-4-0, 3-3-0)**

9/26	W	California	42-12
10/3	L	* Northwestern	10-14
10/10	W	* Michigan State (h)	37-8
10/17	L	Wisconsin	16-25
10/24	L	Purdue	7-14
10/31	W	* Kansas State	53-0
11/7	W	* Minnesota	33-0
11/14	W	Ohio State	16-7
11/21	L	* Notre Dame	19-20

**1960 (8-1-0, 5-1-0)**

9/24	W	* Oregon State	22-12
10/1	W	Northwestern	42-0
10/8	W	Michigan State	27-15
10/15	W	* Wisconsin	28-21
10/22	W	* Purdue (h)	21-14
10/29	W	* Kansas	21-7
11/5	L	Minnesota	10-27
11/12	W	* Ohio State	35-12
11/19	W	Notre Dame	28-0

**Coach Jerry Burns**
**1961 (5-4-0, 2-4-0)**

9/30	W	* California	28-7
10/7	W	Southern Cal	35-34
10/14	W	* Indiana	27-8
10/21	W	* Wisconsin (h)	47-15
10/28	L	Purdue	0-9
11/4	L	Ohio State	13-29
11/11	L	* Minnesota	9-16
11/18	L	Michigan	14-23
11/25	W	* Notre Dame	42-21

**1962 (4-5-0, 3-3-0)**

9/29	W	* Oregon State	28-8
10/6	L	* USC	0-7
10/13	W	Indiana	14-10
10/20	L	Wisconsin	14-42
10/27	L	* Purdue (h)	3-26
11/3	W	* Ohio State	28-14
11/10	L	Minnesota	0-10
11/17	W	* Michigan	28-14
11/24	L	Notre Dame	12-35

**1963 (3-3-2, 2-3-1)**

9/28	T	* Washington State	14-14
10/5	W	Washington	17-7
10/12	W	* Indiana (h)	37-26
10/19	L	* Wisconsin	7-10
10/26	L	Purdue	0-14
11/2	L	Ohio State	3-7
11/9	W	* Minnesota	27-13
11/16	T	Michigan	21-21
11/23		Notre Dame	cancelled

**1964 (3-6-0, 1-5-0)**

9/26	W	* Idaho	34-24
10/3	W	* Washington	28-18
10/10	W	Indiana	21-20
10/17	L	Wisconsin	21-31
10/24	L	* Purdue (h)	14-19
10/31	L	* Ohio State	19-21
11/7	L	Minnesota	13-14
11/14	L	* Michigan	20-34
11/21	L	Notre Dame	0-28

**1965 (1-9-0, 0-7-0)**

9/18	L	* Washington State	0-7
9/25	W	Oregon State	27-7
10/2	L	Wisconsin	13-16
10/9	L	* Purdue (h)	14-17
10/16	L	* Minnesota	3-14
10/23	L	Northwestern	0-9
10/30	L	Indiana	17-21
11/6	L	* Michigan State	0-35
11/13	L	Ohio State	0-38
11/20	L	* North Carolina St.	20-28

**Coach Ray Nagel**
**1966 (2-8-0, 1-6-0)**

9/17	W	* Arizona	31-20
9/24	L	* Oregon State	3-17
10/1	L	* Wisconsin	0-7
10/8	L	Purdue	0-35
10/15	L	Minnesota	0-17
10/22	L	* Northwestern (h)	15-24
10/29	W	* Indiana	20-19
11/5	L	Michigan State	7-56
11/12	L	* Ohio State	10-14
11/18	L	Miami (FL)	0-44

**1967 (1-8-1, 0-6-1)**

9/23	W	* TX Christian	24-9
9/30	L	* Oregon State	18-38
10/7	L	Notre Dame	6-56
10/14	L	Indiana	17-21
10/21	T	Wisconsin	21-21
10/28	L	* Purdue (h)	22-41
11/4	L	* Minnesota	0-10
11/11	L	Northwestern	24-39
11/18	L	Ohio State	10-21
11/25	L	* Illinois	19-21

**1968 (5-5-0, 4-3-0)**

9/21	W	* Oregon State	21-20
9/28	L	TX Christian	17-28
10/5	L	* Notre Dame	28-51
10/12	L	* Indiana (h)	34-38
10/19	W	* Wisconsin	41-0
10/26	L	Purdue	14-44
11/2	W	Minnesota	35-28
11/9	W	* Northwestern	68-34
11/16	L	* Ohio State	27-33
11/23	W	Illinois	37-13

**1969 (5-5-0, 3-4-0)**

9/20	L	* Oregon State	14-42
9/27	W	* Washington State	61-35
10/4	W	* Arizona	31-19
10/11	L	Wisconsin	17-23
10/18	L	Purdue	31-35
10/25	W	* Michigan State (h)	19-18
11/1	L	* Minnesota	8-35
11/8	W	Indiana	28-17
11/15	L	* Michigan	6-51
11/22	W	Illinois	40-0

**1970 (3-6-1, 3-3-1)**

9/19	L	Oregon State	14-21
9/26	L	* Southern Cal	0-48
10/3	L	Arizona	10-17
10/10	W	* Wisconsin	24-14
10/17	L	* Purdue (h)	3-24
10/24	L	Michigan State	0-37
10/31	T	Minnesota	14-14
11/7	W	* Indiana	42-13
11/14	L	Michigan	0-55
11/21	W	* Illinois	22-16



**Coach Frank Lauterbur****1971 (1-10-0, 1-8-0)**

9/11	L	Ohio State	21-52
9/18	L	Oregon State	19-33
9/25	L	* Penn State	14-44
10/2	L	Purdue	13-45
10/9	L	* Northwestern (h)	3-28
10/16	L	* Minnesota	14-19
10/23	L	Michigan State	3-34
10/30	W	* Wisconsin	20-16
11/6	L	Michigan	7-63
11/13	L	* Indiana	7-14
11/20	L	Illinois	0-31

**1972 (3-7-1, 2-6-1)**

9/16	L	Ohio State	0-21
9/23	W	* Oregon State	19-11
9/30	L	Penn State	10-14
10/7	L	* Purdue	0-24
10/14	W	Northwestern	23-12
10/21	L	Minnesota	14-43
10/28	T	* Michigan State (h)	6-6
11/4	L	Wisconsin	14-16
11/11	L	* Michigan	0-31
11/18	L	Indiana	8-16
11/25	W	* Illinois	15-14

**1973 (0-11-0, 0-8-0)**

9/15	L	* Michigan	7-31
9/22	L	UCLA	18-55
9/29	L	Penn State	8-27
10/6	L	* Arizona	20-23
10/13	L	Northwestern	15-31
10/20	L	* Minnesota (h)	23-31
10/27	L	Illinois	0-50
11/3	L	* Purdue	23-48
11/10	L	Wisconsin	7-35
11/17	L	Ohio State	13-55
11/24	L	* Michigan State	6-15

**Coach Bob Commings****1974 (3-8-0, 2-6-0)**

9/14	L	Michigan	7-24
9/21	W	* UCLA	21-10
9/28	L	* Penn State	0-27
10/5	L	Southern Cal	3-41
10/12	W	* Northwestern (h)	35-10
10/19	L	Minnesota	17-23
10/26	W	* Illinois	14-12
11/2	L	Purdue	14-38
11/9	L	* Wisconsin	15-28
11/16	L	* Ohio State	10-35
11/23	L	Michigan State	21-60

**1975 (3-8-0, 3-5-0)**

9/13	L	* Illinois	12-27
9/20	L	Syracuse	7-10
9/27	L	* Penn State	10-30
10/4	L	* Southern Cal	16-27
10/11	L	Ohio State	0-49
10/18	W	Indiana	20-10
10/25	L	* Minnesota (h)	7-31
11/1	W	Northwestern	24-21
11/8	W	* Wisconsin	45-28
11/15	L	Purdue	18-19
11/22	L	* Michigan State	23-27

**1976 (5-6-0, 3-5-0)**

9/11	L	Illinois	6-24
9/18	W	* Syracuse	41-3
9/25	W	Penn State	7-6
10/2	L	Southern Cal	0-55
10/9	L	* Ohio State	14-34
10/16	L	* Indiana (h)	7-14
10/23	W	Minnesota	22-12
10/30	W	* Northwestern	13-10
11/6	L	Wisconsin	21-38
11/13	L	* Purdue	0-21
11/20	W	Michigan State	30-17

**1977 (5-6-0, 3-5-0)**

9/10	W	* Northwestern	24-0
9/17	W	* Iowa State	12-10
9/24	L	* Arizona	7-41
10/1	W	# UCLA	16-34
10/8	W	* Minnesota	18-6
10/15	L	* Ohio State (h)	6-27
10/22	L	Purdue	21-34
10/29	L	Michigan	6-23
11/5	L	* Indiana	21-24
11/12	W	Wisconsin	24-8
11/19	L	* Michigan State	16-22

#awarded forfeit by NCAA

**1978 (2-9-0, 2-6-0)**

9/16	W	* Northwestern	20-3
9/23	L	* Iowa State	0-31
9/30	L	Arizona	3-23
10/7	L	* Utah	9-13
10/14	L	Minnesota	20-22
10/21	L	Ohio State	7-31
10/28	L	* Purdue (h)	7-34
11/4	L	* Michigan	0-34
11/11	L	Indiana	14-34
11/18	W	* Wisconsin	38-24
11/25	L	Michigan State	7-42

**Coach Hayden Fry****1979 (5-6-0, 4-4-0)**

9/8	L	* Indiana	26-30
9/15	L	Oklahoma	6-21
9/22	L	* Nebraska	21-24
9/29	W	* Iowa State	30-14
10/6	W	Illinois	13-7
10/13	W	Northwestern	58-6
10/20	L	* Minnesota (h)	7-24
10/27	W	Wisconsin	24-13
11/3	L	* Purdue	14-20
11/10	L	Ohio State	7-34
11/17	W	* Michigan State	33-23

**1980 (4-7-0, 4-4-0)**

9/13	W	Indiana	16-7
9/20	L	Nebraska	0-57
9/27	L	* Iowa State	7-10
10/4	L	* Arizona	3-5
10/11	L	* Illinois	14-20
10/18	W	* Northwestern (h)	25-3
10/25	L	Minnesota	6-24
11/1	W	* Wisconsin	22-13
11/8	L	Purdue	13-58
11/15	L	* Ohio State	7-41
11/22	W	Michigan State	41-0

**1981 (8-4-0, 6-2-0)**

9/12	W	* Nebraska	10-7
9/19	L	Iowa State	12-23
9/26	W	* UCLA	20-7
10/3	W	Northwestern	64-0
10/10	W	* Indiana (h)	42-28
10/17	W	Michigan	9-7
10/24	L	* Minnesota	10-12
10/31	L	Illinois	7-24
11/7	W	* Purdue	33-7
11/14	W	Wisconsin	17-7
11/21	W	* Michigan State	36-7
1/1	L	% Washington	0-28

% -- Rose Bowl at Pasadena, CA

**1982 (8-4-0, 6-2-0)**

9/11	L	Nebraska	7-42
9/18	L	* Iowa State	7-19
9/25	W	Arizona	17-14
10/2	W	* Northwestern (h)	45-7
10/9	W	Indiana	24-20
10/16	L	* Michigan	7-29
10/23	W	Minnesota	21-16
10/30	W	* Illinois	14-13
11/6	L	Purdue	7-16
11/13	W	* Wisconsin	28-14
11/20	W	Michigan State	24-18
12/31	W	% Tennessee	28-22

% -- Peach Bowl at Atlanta, GA

**1983 (9-3-0, 7-2-0)**

9/10	W	Iowa State	51-10
9/17	W	Penn State	42-34
9/24	W	* Ohio State	20-14
10/1	L	Illinois	0-33
10/8	W	* Northwestern (h)	61-21
10/15	W	* Purdue	31-14
10/22	L	Michigan	13-16
10/29	W	* Indiana	49-3
11/5	W	Wisconsin	34-14
11/12	W	Michigan State	12-6
11/19	W	* Minnesota	61-10
12/30	L	% Florida	6-14

% -- Gator Bowl at Jacksonville, FL

**1984 (8-4-1, 5-3-1)**

9/8	W	* Iowa State	59-21
9/15	L	* Penn State	17-20
9/22	L	Ohio State	26-45
9/29	W	* Illinois (h)	21-16
10/6	W	Northwestern	31-3
10/13	W	Purdue	40-3
10/20	W	* Michigan	26-0
10/27	W	Indiana	24-20
11/3	T	* Wisconsin	10-10
11/10	L	* Michigan State	16-17
11/17	L	Minnesota	17-23
12/1	W	Hawaii	17-6
12/26	W	% Texas	55-17

% -- Freedom Bowl at Anaheim, CA

**1985 (10-2-0, 7-1-0)**

9/14	W	* Drake	58-0
9/21	W	* Northern Illinois	48-20
9/28	W	Iowa State	57-3
10/5	W	* Michigan State (h)	35-31
10/12	W	Wisconsin	23-13
10/19	W	* Michigan	12-10
10/26	W	Northwestern	49-10
11/2	L	Ohio State	13-22
11/9	W	* Illinois	59-0
11/16	W	Purdue	27-24
11/23	W	* Minnesota	31-9
1/1	L	% UCLA	28-45

% -- Rose Bowl at Pasadena, CA

**1986 (9-3-0, 5-3-0)**

9/13	W	*	Iowa State	43-7
9/20	W	*	Northern Illinois	57-3
9/27	W	*	UTEP	69-7
10/4	W		Michigan State	24-21
10/11	W	*	Wisconsin (h)	17-6
10/18	L		Michigan	17-20
10/25	W	*	Northwestern	27-20
11/1	L	*	Ohio State	10-31
11/8	L		Illinois	16-20
11/15	W	*	Purdue	42-14
11/22	W		Minnesota	30-27
12/30	W	%	San Diego State	39-38

% -- Holiday Bowl, at San Diego, CA

**1987 (10-3-0, 6-2-0)**

8/30	L	\$	Tennessee	22-23
9/12	W		Arizona	15-14
9/19	W		Iowa State	48-9
9/26	W	*	Kansas State	38-13
10/3	L	*	Michigan State	14-19
10/10	W		Wisconsin	31-10
10/17	L		Michigan	10-37
10/24	W	*	Purdue (h)	38-14
10/31	W	*	Indiana	29-21
11/7	W		Northwestern	52-24
11/14	W		Ohio State	29-27
11/21	W	*	Minnesota	34-20
12/30	W	%	Wyoming	20-19

\$ -- Kickoff Classic at East Rutherford, N. J.  
 % -- Holiday Bowl at San Diego, CA

**1988 (6-4-3, 4-1-3)**

9/3	L		Hawaii	24-27
9/10	W		Kansas State	45-10
9/17	L	*	Colorado	21-24
9/24	W	*	Iowa State	10-3
10/1	T		Michigan State	10-10
10/8	W	*	Wisconsin (h)	31-6
10/15	T	*	Michigan	17-17
10/22	W		Purdue	31-7
10/29	L		Indiana	34-45
11/5	W	*	Northwestern	35-10
11/12	T	*	Ohio State	24-24
11/19	W		Minnesota	31-22
12/31	L	%	North Carolina St.	23-28

% -- Peach Bowl, at Atlanta, GA

**1989 (5-6-0, 3-5-0)**

9/16	L	*	Oregon	6-44
9/23	W		Iowa State	31-21
9/30	W	*	Tulsa	30-22
10/7	L	*	Michigan State	14-17
10/14	W		Wisconsin	31-24
10/21	L	*	Michigan (h)	12-26
10/28	W		Northwestern	35-22
11/4	L	*	Illinois	7-31
11/11	L		Ohio State	0-28
11/18	W		Purdue	24-0
11/25	L	*	Minnesota	7-43

**1990 (8-4-0, 6-2-0)**

9/15	W	*	Cincinnati	63-10
9/22	W	*	Iowa State	45-35
9/29	L		Miami (FL)	21-48
10/6	W		Michigan State	12-7
10/13	W	*	Wisconsin	30-10
10/20	W		Michigan	24-23
10/27	W	*	Northwestern (h)	56-14
11/3	W		Illinois	54-28
11/10	L	*	Ohio State	26-27
11/17	W	*	Purdue	38-9
11/24	L		Minnesota	24-31
1/1	L	%	Washington	34-46

% -- Rose Bowl at Pasadena, CA

**1991 (10-1-1, 7-1-0)**

9/7	W	*	Hawaii	53-10
9/14	W		Iowa State	29-10
9/28	W	*	Northern Illinois	58-7
10/5	L	*	Michigan	24-43
10/12	W		Wisconsin	10-6
10/19	W	*	Illinois (h)	24-21
10/26	W		Purdue	31-21
11/2	W		Ohio State	16-9
11/9	W	*	Indiana	38-21
11/16	W		Northwestern	24-10
11/23	W	*	Minnesota	23-8
12/30	T	%	Brigham Young	13-13

% -- Holiday Bowl at San Diego, CA

**1992 (5-7-0, 4-4-0)**

8/29	L	\$	N. C. State	14-24
9/5	L	*	Miami (FL)	7-24
9/12	W	*	Iowa State	21-7
9/26	L		Colorado	12-28
10/3	L		Michigan	28-52
10/10	W	*	Wisconsin	23-22
10/17	W		Illinois	24-14
10/24	L	*	Purdue (h)	16-27
10/31	L	*	Ohio State	15-38
11/7	W		Indiana	14-0
11/14	W	*	Northwestern	56-14
11/21	L		Minnesota	13-28

\$ -- Kickoff Classic at East Rutherford, N. J.

**1993 (6-6-0, 3-5-0)**

9/4	W	*	Tulsa	26-25
9/11	W		Iowa State	31-28
9/18	L	*	Penn State	0-31
10/2	L		Michigan	7-24
10/9	L		Indiana	10-16
10/16	L	*	Illinois (h)	3-49
10/23	L		Michigan State	10-24
10/30	W	*	Purdue	26-17
11/6	W	*	Northern Illinois	54-20
11/13	W		Northwestern	23-19
11/20	W	*	Minnesota	21-3
12/31	L	%	California	3-37

% -- Builders Square Alamo Bowl at San Antonio, TX

**1994 (5-5-1, 3-4-1)**

9/3	W	*	Central Michigan	52-21
9/10	W	*	Iowa State	37-9
9/17	L		Penn State	21-61
9/24	L		Oregon	18-40
10/1	L	*	Michigan	14-29
10/8	L	*	Indiana (h)	20-27
10/15	L		Illinois	7-47
10/22	W	*	Michigan State	19-14
10/29	T		Purdue	21-21
11/12	W	*	Northwestern	49-13
11/19	W		Minnesota	49-42

**1995 (8-4, 4-4)**

9/9	W	*	Northern Iowa	34-13
9/16	W		Iowa State	27-10
9/30	W	*	New Mexico State	59-21
10/7	W		Michigan State	21-7
10/14	W	*	Indiana (h)	22-13
10/21	L	*	Penn State	27-41
10/28	L		Ohio State	35-56
11/4	L	*	Illinois	7-26
11/11	L		Northwestern	20-31
11/18	W		Wisconsin	33-20
11/25	W	*	Minnesota	45-3
12/29	W	%	Washington	38-18

% -- Sun Bowl at El Paso, TX

**1996 (9-3, 6-2)**

9/7	W	*	Arizona	21-20
9/14	W	*	Iowa State	38-13
9/21	L		Tulsa	20-27
10/5	W	*	Michigan State (h)	37-30
10/12	W		Indiana	31-10
10/19	W		Penn State	21-20
10/26	L	*	Ohio State	26-38
11/2	W		Illinois	31-21
11/9	L	*	Northwestern	13-40
11/16	W	*	Wisconsin	31-0
11/23	W		Minnesota	43-24
12/29	W	%	Texas Tech	27-0

% -- Builders Square Alamo Bowl at San Antonio, TX

**1997 (7-5, 4-4)**

9/6	W	*	Northern Iowa	66-0
9/13	W	*	Tulsa	54-16
9/20	W		Iowa State	63-20
9/27	W	*	Illinois	38-10
10/4	L		Ohio State	7-23
10/18	L		Michigan	24-28
10/25	W	*	Indiana (h)	62-0
11/1	W	*	Purdue	35-17
11/8	L		Wisconsin	10-13
11/15	L		Northwestern	14-15
11/22	W	*	Minnesota	31-0
12/31	L	%	Arizona State	7-17

% -- Norwest Sun Bowl at El Paso, TX

**1998 (3-8, 2-6)**

9/5	W	*	Central Michigan	38-0
9/12	L	*	Iowa State	9-27
9/19	L		Arizona	11-35
9/26	W		Illinois	37-14
10/3	L	*	Michigan	9-12
10/10	W	*	Northwestern (h)	26-24
10/17	L		Indiana	7-14
10/24	L	*	Wisconsin	0-31
10/31	L		Purdue	14-36
11/14	L	*	Ohio State	14-45
11/21	L		Minnesota	7-49

**Coach Kirk Ferentz**
**1999 (1-10, 0-8)**

9/4	L	*	Nebraska	7-42
9/11	L		Iowa State	10-17
9/18	W	*	Northern Illinois	24-0
10/2	L		Michigan State	3-49
10/9	L	*	Penn State	7-31
10/16	L		Northwestern	21-23
10/23	L	*	Indiana (h)	31-38
10/30	L		Ohio State	11-41
11/6	L	*	Illinois	24-40
11/13	L		Wisconsin	3-41
11/20	L	*	Minnesota	21-25

**2000 (3-9, 3-5)**

8/26	L	\$	#8 Kansas State	7-27
9/9	L	*	Western Michigan	21-27
9/16	L	*	Iowa State	14-24
9/23	L		Nebraska	13-42
9/30	L		Indiana	33-45
10/7	W	*	Michigan State (h)	21-16
10/14	L		Illinois	0-31
10/21	L	*	#13 Ohio State	10-38
10/28	L	*	Wisconsin	7-13
11/4	W		Penn State (2 OT)	26-23
11/11	W	*	#18 Northwestern	27-17
11/18	L		Minnesota	24-27

\$ -- Eddie Robinson Classic at Kansas City, MO

**2001 (7-5, 4-4)**

9/1	W	*	Kent State	51-0
9/8	W	*	Miami (OH)	44-19
9/29	W	*	Penn State (h)	24-18
10/6	L		#18 Purdue	14-23
10/13	L		Michigan State	28-31
10/20	W	*	Indiana	42-28
10/27	L	*	#8 Michigan	26-32
11/3	L		Wisconsin	28-34
11/10	W		Northwestern	59-16
11/17	W	*	Minnesota	42-24
11/24	L		Iowa State	14-17
12/29	W	%	Texas Tech	19-16

% -- SYLVANIA Alamo Bowl at San Antonio, TX

**2002 (11-2, 8-0)**

8/31	W	*	Akron	57-21
9/7	W		Miami (OH)	29-24
9/14	L	*	Iowa State	31-36
9/21	W	*	Utah State	48-7
9/28	W		Penn State (OT)	42-35
10/5	W	*	Purdue (h)	31-28
10/12	W	*	Michigan State	44-16
10/19	W		Indiana	24-8
10/26	W		#8 Michigan	34-9
11/2	W	*	Wisconsin	20-3
11/9	W	*	Northwestern	62-10
11/16	W		Minnesota	45-21
1/2/03	L	%	#5 Southern Cal	17-38

% -- FedEx Orange Bowl at Miami, FL

**2003 (10-3, 5-3)**

8/30	W	*	Miami (OH)	21-3
9/6	W	*	Buffalo	56-7
9/13	W		Iowa State	40-21
9/20	W	*	#16 Arizona State	21-2
9/27	L		Michigan State	10-20
10/4	W	*	#9 Michigan (h)	30-27
10/18	L		#8 Ohio State	10-19
10/25	W	*	Penn State	26-14
11/1	W	*	Illinois	41-10
11/8	L		#14 Purdue	14-27
11/15	W	*	#17 Minnesota	40-22
11/22	W		Wisconsin	27-21
1/1/04	W	%	#15 Florida	37-17

% -- Outback Bowl at Tampa, FL

**2004 (10-2, 7-1)**

9/4	W	*	Kent State	39-7
9/11	W	*	Iowa State	17-10
9/18	L		Arizona State	7-44
9/25	L		#18 Michigan	17-30
10/2	W	*	Michigan State (h)	38-16
10/16	W	*	#23 Ohio State	33-7
10/23	W		Penn State	6-4
10/30	W		Illinois	23-13
11/6	W	*	Purdue	23-21
11/13	W		Minnesota	29-27
11/20	W	*	#9 Wisconsin	30-7
1/1/05	W	%	#11 LSU	30-25

% -- Capital One Bowl at Orlando, FL

**2005 (7-5, 5-3)**

9/3	W	*	Ball State	56-0
9/10	L		Iowa State	3-23
9/17	W	*	Northern Iowa	45-21
9/24	L		#8 Ohio State	6-31
10/1	W	*	Illinois (h)	35-7
10/8	W		Purdue	34-17
10/15	W	*	Indiana	38-21
10/22	L	*	Michigan (OT)	20-23
11/5	L		Northwestern	27-28
11/12	W		#19 Wisconsin	20-10
11/19	W	*	Minnesota	52-28
1/2	L	%	#16 Florida	24-31

% -- Outback Bowl at Tampa, FL

**2006 (6-7, 2-6)**

9/2	W	*	Montana	41-7
9/9	W		Syracuse (2 OT)	20-13
9/16	W	*	Iowa State	27-17
9/23	W		Illinois	24-7
9/30	L	*	#1 Ohio State	17-38
10/7	W	*	Purdue (h)	47-17
10/14	L		Indiana	28-31
10/21	L		#3 Michigan	6-20
10/28	W	*	Northern Illinois	24-14
11/4	L	*	Northwestern	7-21
11/11	L	*	#15 Wisconsin	21-24
11/18	L		Minnesota	24-34
12/30	L	%	#16 Texas	24-26

% -- Alamo Bowl at San Antonio, TX

**2007 (6-6, 4-4)**

9/1	W	\$	Northern Illinois	16-3
9/8	W	*	Syracuse	35-0
9/15	L		Iowa State	13-15
9/22	L		#7 Wisconsin	13-17
9/29	L	*	Indiana (h)	20-38
10/6	L		Penn State	7-27
10/13	W	*	#18 Illinois	10-6
10/20	L		Purdue	6-31
10/27	W	*	Michigan State (2 OT)	34-27
11/3	W		Northwestern	28-17
11/10	W	*	Minnesota	21-16
11/17	L	*	Western Michigan	19-28

\$ -- Soldier Field, at Chicago, IL

**2008 (9-4, 5-3)**

8/30	W	*	Maine	46-3
9/6	W	*	Fla. International	42-0
9/13	W	*	Iowa State	17-5
9/20	L		Pittsburgh	20-21
9/27	L	*	Northwestern (h)	17-22
10/4	L		Michigan State	13-16
10/11	W		Indiana	45-9
10/18	W	*	Wisconsin	38-16
11/1	L		Illinois	24-27
11/8	W	*	#3 Penn State	24-23
11/15	W	*	Purdue	22-17
11/22	W		Minnesota	55-0
1/1	W	%	South Carolina	31-10

% -- Outback Bowl at Tampa, FL

**2009 (11-2, 6-2)**

9/5	W	*	Northern Iowa	17-16
9/12	W		Iowa State	35-3
9/19	W	*	Arizona	27-17
9/26	W		#4 Penn State	21-10
10/3	W	*	Arkansas State	24-21
10/10	W	*	Michigan (h)	30-28
10/17	W		Wisconsin	20-10
10/24	W		Michigan State	15-13
10/31	W	*	Indiana	42-24
11/7	L	*	Northwestern	10-17
11/14	L		#8 Ohio State (OT)	24-27
11/21	W	*	Minnesota	12-0
1/5	W	%	#9 Georgia Tech	24-14

% -- FedEx Orange Bowl at Miami, FL

**2010 (8-5, 4-4)**

9/4	W	*	Eastern Illinois	37-7
9/11	W	*	Iowa State	35-7
9/18	L		#18 Arizona	27-34
9/25	W	*	Ball State	45-0
10/2	W	*	#20 Penn State (h)	24-3
10/16	W		#24 Michigan	38-28
10/23	L	*	#10 Wisconsin	30-31
10/30	W	*	#5 Michigan State	37-6
11/6	W		Indiana	18-13
11/13	L		Northwestern	17-21
11/20	L	*	#7 Ohio State	17-20
11/27	L		Minnesota	24-27
12/28	W	%	#12 Missouri	27-24

% -- Insight Bowl, at Tempe, AZ

**2011 (7-6, 4-4)**

9/3	W	*	Tennessee Tech	34-7
9/10	L		Iowa State	41-44 (3OT)
9/17	W	*	Pittsburgh	31-27
9/24	W	*	Louisiana-Monroe	45-17
10/8	L		Penn State	3-13
10/15	W	*	Northwestern (h)	41-31
10/22	W	*	Indiana	45-24
10/29	L		Minnesota	21-22
11/5	W	*	#13 Michigan	24-16
11/12	L	*	#13 Michigan State	21-37
11/19	W		Purdue	31-21
11/25	L		#22 Nebraska	7-20
12/30	L	%	#14 Oklahoma	14-31

% -- Insight Bowl, at Tempe, AZ

**2012 (4-8, 2-6)**

9/1	W		Northern Illinois	18-17
9/8	L	*	Iowa State	6-9
9/15	W	*	Northern Iowa	27-16
9/22	L	*	Central Michigan	31-32
9/29	W	*	Minnesota (h)	31-13
10/13	W		Michigan State	19-16 (2OT)
10/20	L	*	Penn State	14-38
10/27	L		Northwestern	17-28
11/3	L		Indiana	21-24
11/10	L	*	Purdue	24-27
11/17	L		Michigan	17-42
11/23	L	*	Nebraska	7-13

**2013 (8-5, 5-3)**

8/31	L	*	Northern Illinois	27-30
9/7	W	*	Missouri State	28-14
9/14	W		Iowa State	27-21
9/21	W	*	Western Michigan	59-3
9/28	W		Minnesota	23-7
10/5	L	*	Michigan State (h)	14-26
10/19	L		Ohio State	24-34
10/26	W	*	Northwestern	17-10 (OT)
11/2	L	*	Wisconsin	9-28
11/9	W		Purdue	38-14
11/23	W	*	Michigan	24-21
11/29	W		Nebraska	38-17
1/1	L	%	LSU	14-21

% -- Outback Bowl at Tampa, Fla.

\* -- at Iowa City

(h) -- indicates Homecoming game



Year	Coach	Overall Games					Big Ten Games			
		W-L-T	Home	Away	Off. Avg.	Def. Avg.	W-L-T	Rank	Home	Away
1889	none	0-1-0	0-0-0	0-1-0	0.0	24.0				
1890	none	1-1-0	0-1-0	1-0-0	48.5	5.5				
1891	none	3-2-0	1-1-0	2-1-0	22.4	13.6				
1892	E. A. Dalton	3-2-1	2-0-0	1-2-1	20.7	11.3				
1893	Ben Donnelly	3-4-0	2-0-0	1-4-0	25.4	23.0				
1894	Roger Sherman	4-4-1	2-1-0	2-3-1	16.2	17.6				
1895	none	2-5-0	0-2-0	2-3-0	6.0	20.0				
1896	A. E. Bull	7-1-1	3-0-0	4-1-1	14.7	1.3				
1897	Otto Wagonhurst	4-4-0	2-2-0	2-2-0	8.3	13.0				
1898	Alden Knipe	3-4-2	2-1-0	1-3-2	7.4	10.6				
1899	Alden Knipe	8-0-1	5-0-0	3-0-1	24.6	0.6				
1900	Alden Knipe	7-0-1	5-0-0	2-0-1	38.9	1.5	2-0-1	1st	0-0-0	2-0-1
1901	Alden Knipe	6-3-0	5-1-0	1-2-0	9.4	12.8	0-3-0	8th	0-1-0	0-2-0
1902	Alden Knipe	5-4-0	2-1-0	3-3-0	13.4	26.4	0-3-0	7th	0-0-0	0-3-0
1903	John Chalmers	9-2-0	6-1-0	3-1-0	15.5	9.3	1-1-0	5th	1-0-0	0-1-0
1904	John Chalmers	7-4-0	6-0-0	1-4-0	23.4	9.9	0-3-0	T7th	0-0-0	0-3-0
1905	John Chalmers	8-2-0	6-0-0	2-2-0	30.9	8.6	0-2-0	T7th	0-0-0	0-2-0
1906	Mark Catlin	2-3-0	2-1-0	0-2-0	8.6	15.0	0-1-0	7th	0-0-0	0-1-0
1907	Mark Catlin	3-2-0	2-1-0	1-1-0	18.0	9.6	1-1-0	4th	1-0-0	0-1-0
1908	Mark Catlin	2-5-0	1-3-0	1-2-0	18.9	9.3	0-1-0	6th	0-0-0	0-1-0
1909	John Griffith	2-4-1	2-1-0	0-3-1	8.3	13.9	0-1-0	7th	0-0-0	0-1-0
1910	Jess Hawley	5-2-0	3-0-0	2-2-0	13.4	2.1	1-1-0	4th	1-0-0	0-1-0
1911	Jess Hawley	3-4-0	1-2-0	2-2-0	4.9	7.6	2-2-0	5th	1-0-0	1-2-0
1912	Jess Hawley	4-3-0	2-1-0	2-2-0	18.6	19.7	1-3-0	7th	0-1-0	1-2-0
1913	Jess Hawley	5-2-0	4-0-0	1-2-0	44.3	7.3	2-1-0	T2nd	1-0-0	1-1-0
1914	Jess Hawley	4-3-0	2-2-0	2-1-0	29.1	5.1	1-2-0	7th	0-1-0	1-1-0
1915	Jess Hawley	3-4-0	1-1-0	2-3-0	13.1	21.3	1-2-0	7th	1-0-0	0-2-0
1916	Howard Jones	4-3-0	3-1-0	1-2-0	17.3	22.3	1-2-0	7th	1-0-0	0-2-0
1917	Howard Jones	3-5-0	3-1-0	0-4-0	11.4	17.6	0-2-0	8th	0-0-0	0-2-0
1918	Howard Jones	6-2-1	5-2-0	1-0-1	13.7	4.0	2-1-0	T4th	2-1-0	0-0-0
1919	Howard Jones	5-2-0	3-0-0	2-2-0	12.9	6.3	2-2-0	6th	0-0-0	2-2-0
1920	Howard Jones	5-2-0	3-0-0	2-2-0	20.3	7.7	3-2-0	5th	2-0-0	1-2-0
1921	Howard Jones	7-0-0	4-0-0	3-0-0	26.4	5.1	5-0-0	1st	2-0-0	3-0-0
1922	Howard Jones	7-0-0	4-0-0	3-0-0	29.7	4.7	5-0-0	1st	3-0-0	2-0-0
1923	Howard Jones	5-3-0	3-2-0	2-1-0	15.5	6.9	3-3-0	6th	1-2-0	2-1-0
1924	Burt Ingwersen	6-1-1	5-0-1	1-1-0	13.3	6.3	3-1-1	3rd	1-0-1	2-1-0
1925	Burt Ingwersen	5-3-0	4-1-0	1-2-0	15.1	9.3	2-2-0	T4th	1-1-0	1-1-0
1926	Burt Ingwersen	3-5-0	3-1-0	0-4-0	14.1	14.6	0-5-0	T9th	0-2-0	0-3-0
1927	Burt Ingwersen	4-4-0	3-2-0	1-2-0	13.4	10.4	1-4-0	T9th	0-2-0	1-2-0
1928	Burt Ingwersen	6-2-0	4-1-0	2-1-0	18.4	5.3	3-2-0	T4th	1-1-0	2-1-0
1929	Burt Ingwersen	4-2-2	3-0-1	1-2-1	16.0	3.5	2-2-2	5th	1-0-1	1-2-1
1930	Burt Ingwersen	4-4-0	3-3-0	1-1-0	11.0	9.3	0-1-0	9th	0-1-0	0-0-0
1931	Burt Ingwersen	1-6-1	1-2-1	0-4-0	0.9	16.4	0-3-1	10th	0-1-1	0-2-0
1932	Ossie Solem	1-7-0	1-3-0	0-4-0	7.8	21.4	0-5-0	10th	0-2-0	0-3-0
1933	Ossie Solem	5-3-0	3-0-0	2-3-0	16.4	7.0	3-2-0	T5th	1-0-0	2-2-0
1934	Ossie Solem	2-5-1	1-2-0	1-3-1	12.3	19.1	1-3-1	9th	0-2-0	1-1-1
1935	Ossie Solem	4-2-2	3-1-1	1-1-1	15.3	4.9	1-2-2	7th	0-1-1	1-1-1
1936	Ossie Solem	3-4-1	2-1-1	1-3-0	10.6	12.9	0-4-1	T7th	0-1-1	0-3-0
1937	Irl Tubbs	1-7-0	1-3-0	0-4-0	4.5	15.0	0-5-0	10th	0-3-0	0-2-0
1938	Irl Tubbs	1-6-1	0-3-1	1-3-0	5.8	16.9	1-3-1	7th	0-1-1	1-2-0
1939	Eddie Anderson	6-1-1	4-0-0	2-1-1	16.3	11.4	4-1-1	2nd	2-0-0	2-1-1
1940	Eddie Anderson	4-4-0	3-1-0	1-3-0	15.6	12.3	2-3-0	6th	2-1-0	0-2-0
1941	Eddie Anderson	3-5-0	2-1-0	1-4-0	11.4	12.3	2-4-0	6th	1-1-0	1-3-0
1942	Eddie Anderson	6-4-0	5-2-0	1-2-0	14.7	13.5	3-3-0	T6th	2-1-0	1-2-0
1943	Slip Madigan	1-6-1	0-3-1	1-3-0	10.4	19.1	0-4-1	9th	0-2-1	0-2-0
1944	Slip Madigan	1-7-0	1-3-0	0-4-0	6.6	30.0	0-6-0	9th	0-2-0	0-4-0
1945	Clem Crowe	2-7-0	2-2-0	0-5-0	8.2	34.4	1-5-0	T9th	1-2-0	0-3-0
1946	Eddie Anderson	5-4-0	3-2-0	2-2-0	14.3	10.2	3-3-0	4th	1-1-0	2-2-0
1947	Eddie Anderson	3-5-1	3-1-0	0-4-1	16.1	19.9	2-3-1	T6th	2-1-0	0-2-1
1948	Eddie Anderson	4-5-0	2-3-0	2-2-0	14.1	15.8	2-4-0	T5th	1-2-0	1-2-0
1949	Eddie Anderson	4-5-0	3-2-0	1-3-0	20.4	27.4	3-3-0	T5th	2-1-0	1-2-0
1950	Leonard Raffensperger	3-5-1	1-2-1	2-3-0	13.4	22.3	2-4-0	6th	1-2-0	1-2-0
1951	Leonard Raffensperger	2-5-2	2-1-1	0-4-1	17.8	25.9	0-5-1	9th	0-1-1	0-4-0
1952	Forest Evashevski	2-7-0	1-3-0	1-4-0	13.4	24.4	2-5-0	7th	1-2-0	1-3-0
1953	Forest Evashevski	5-3-1	4-1-0	1-2-1	20.8	10.1	3-3-0	T5th	2-1-0	1-2-0



# YEARLY RECORD

Year	Coach	Overall Games					Big Ten Games			
		W-L-T	Home	Away	Off. Avg.	Def. Avg.	W-L-T	Rank	Home	Away
1954	Forest Evashevski	5-4-0	4-1-0	1-3-0	21.3	15.7	4-3-0	5th	3-0-0	1-3-0
1955	Forest Evashevski	3-5-1	3-0-1	0-5-0	17.4	19.2	2-3-1	7th	2-0-1	0-3-0
1956	Forest Evashevski	9-1-0	5-1-0	4-0-0	21.9	8.4	5-1-0	1st	2-1-0	3-0-0
1957	Forest Evashevski	7-1-1	4-0-0	3-1-1	29.2	12.4	4-1-1	3rd	2-0-0	2-1-1
1958	Forest Evashevski	8-1-1	4-1-1	4-0-0	29.3	14.6	5-1-0	1st	2-1-0	3-0-0
1959	Forest Evashevski	5-4-0	3-2-0	2-2-0	25.8	11.1	3-3-0	6th	2-1-0	1-2-0
1960	Forest Evashevski	8-1-0	5-0-0	3-1-0	26.0	12.0	5-1-0	1st	3-0-0	2-1-0
1961	Jerry Burns	5-4-0	4-1-0	1-3-0	23.9	18.0	2-4-0	7th	2-1-0	0-3-0
1962	Jerry Burns	4-5-0	3-2-0	1-3-0	14.1	18.4	3-3-0	T5th	2-1-0	1-2-0
1963	Jerry Burns	3-3-2	2-1-1	1-2-1	15.8	14.0	2-3-1	8th	2-1-0	0-2-1
1964	Jerry Burns	3-6-0	2-3-0	1-3-0	18.9	23.2	1-5-0	9th	0-3-0	1-2-0
1965	Jerry Burns	1-9-0	0-5-0	1-4-0	9.4	9.2	0-7-0	10th	0-3-0	0-4-0
1966	Ray Nagel	2-8-0	2-4-0	0-4-0	8.6	25.3	1-6-0	10th	1-3-0	0-3-0
1967	Ray Nagel	1-8-1	1-4-0	0-4-1	16.1	27.7	0-6-1	T9th	0-3-0	0-3-1
1968	Ray Nagel	5-5-0	3-3-0	2-2-0	32.2	28.9	4-3-0	T5th	2-2-0	2-1-0
1969	Ray Nagel	5-5-0	3-3-0	2-2-0	25.5	27.5	3-4-0	T5th	1-2-0	2-2-0
1970	Ray Nagel	3-6-1	3-2-0	0-4-1	12.9	25.9	3-3-1	4th	3-1-0	0-2-1
1971	Frank Lauterbur	1-10-0	1-4-0	0-6-0	11.0	35.5	1-8-0	10th	1-3-0	0-5-0
1972	Frank Lauterbur	3-7-1	2-2-1	1-5-0	10.0	19.0	2-6-1	T8th	1-2-1	1-4-0
1973	Frank Lauterbur	0-11-0	0-5-0	0-6-0	12.7	36.5	0-8-0	T9th	0-4-0	0-4-0
1974	Bob Commings	3-8-0	3-3-0	0-5-0	12.8	28.0	2-6-0	T7th	2-2-0	0-4-0
1975	Bob Commings	3-8-0	2-5-0	1-3-0	16.5	25.4	3-5-0	T7th	1-3-0	2-2-0
1976	Bob Commings	5-6-0	2-3-0	3-3-0	14.6	21.3	3-5-0	T7th	1-3-0	2-2-0
1977	Bob Commings	5-6-0	3-4-0	2-2-0	15.0	20.8	3-5-0	T6th	1-3-0	2-2-0
1978	Bob Commings	2-9-0	2-4-0	0-5-0	11.4	23.4	2-6-0	8th	2-2-0	0-4-0
1979	Hayden Fry	5-6-0	2-4-0	3-2-0	21.7	19.6	4-4-0	5th	1-3-0	3-1-0
1980	Hayden Fry	4-7-0	2-4-0	2-3-0	14.0	21.6	4-4-0	4th	2-2-0	2-2-0
1981	Hayden Fry	8-4-0	5-1-0	3-3-0	21.7	13.1	6-2-0	T1st	3-1-0	3-1-0
1982	Hayden Fry	8-4-0	3-2-0	5-2-0	19.1	19.2	6-2-0	3rd	3-1-0	3-1-0
1983	Hayden Fry	9-3-0	5-0-0	4-3-0	31.7	15.8	7-2-0	3rd	5-0-0	2-2-0
1984	Hayden Fry	8-4-1	3-2-1	5-2-0	27.6	15.5	5-3-1	T4th	2-1-1	3-2-0
1985	Hayden Fry	10-2-0	6-0-0	4-2-0	36.7	15.6	7-1-0	1st	4-0-0	3-1-0
1986	Hayden Fry	9-3-0	6-1-0	3-2-0	32.6	17.8	5-3-0	T3rd	3-1-0	2-2-0
1987	Hayden Fry	10-3-0	4-1-0	6-2-0	30.0	19.3	6-2-0	T2nd	3-1-0	3-1-0
1988	Hayden Fry	6-4-3	3-1-2	3-3-1	25.9	17.9	4-1-3	T3rd	2-0-2	2-1-1
1989	Hayden Fry	5-6-0	1-5-0	4-1-0	17.9	25.3	3-5-0	T6th	0-4-0	3-1-0
1990	Hayden Fry	8-4-0	5-1-0	3-3-0	35.6	24.0	6-2-0	T1st	3-1-0	3-1-0
1991	Hayden Fry	10-1-1	5-1-0	5-0-1	28.6	14.9	7-1-0	2nd	3-1-0	4-0-0
1992	Hayden Fry	5-7-0	3-3-0	2-4-0	20.3	23.2	4-4-0	5th	2-2-0	2-2-0
1993	Hayden Fry	6-6-0	4-2-0	2-4-0	17.8	24.4	3-5-0	8th	2-2-0	1-3-0
1994	Hayden Fry	5-5-1	4-2-0	1-3-1	27.9	29.5	3-4-1	7th	2-2-0	1-2-1
1995	Hayden Fry	8-4-0	4-2-0	4-2-0	30.7	21.6	4-4-0	6th	2-2-0	2-2-0
1996	Hayden Fry	9-3-0	4-2-0	5-1-0	28.3	20.3	6-2-0	T3rd	2-2-0	4-0-0
1997	Hayden Fry	7-5-0	6-0-0	1-5-0	34.3	13.3	4-4-0	T6th	4-0-0	0-4-0
1998	Hayden Fry	3-8-0	2-4-0	1-4-0	15.6	26.1	2-6-0	T7th	1-3-0	1-3-0
1999	Kirk Ferentz	1-10-0	1-5-0	0-5-0	14.7	31.5	0-8-0	11th	0-4-0	0-4-0
2000	Kirk Ferentz	3-9-0	2-4-0	1-5-0	16.9	27.5	3-5-0	8th	2-2-0	1-3-0
2001	Kirk Ferentz	7-5-0	5-1-0	2-4-0	32.6	21.5	4-4-0	T4th	3-1-0	1-3-0
2002	Kirk Ferentz	11-2-0	6-1-0	5-1-0	37.2	19.7	8-0-0	T1st	4-0-0	4-0-0
2003	Kirk Ferentz	10-3-0	7-0-0	3-3-0	28.7	16.2	5-3-0	T4th	4-0-0	1-3-0
2004	Kirk Ferentz	10-2-0	6-0-0	4-2-0	24.3	17.6	7-1-0	T1st	4-0-0	3-1-0
2005	Kirk Ferentz	7-5-0	5-1-0	2-4-0	30.0	20.0	5-3-0	T3rd	3-1-0	2-2-0
2006	Kirk Ferentz	6-7-0	4-3-0	2-4-0	23.8	20.7	2-6-0	T8th	1-3-0	1-3-0
2007	Kirk Ferentz	6-6-0	4-2-0	2-4-0	18.5	18.8	4-4-0	T-5th	3-1-0	1-3-0
2008	Kirk Ferentz	9-4-0	6-1-0	3-3-0	30.3	13.0	5-3-0	T-4th	3-1-0	2-2-0
2009	Kirk Ferentz	11-2-0	6-1-0	5-1-0	23.2	15.4	6-2-0	T-2nd	3-1-0	3-1-0
2010	Kirk Ferentz	8-5-0	5-2-0	3-3-0	28.9	17.0	4-4-0	T-4th	4-0-0	0-4-0
2011	Kirk Ferentz	7-6-0	6-1-0	1-5-0	27.5	23.8	4-4-0	4th-Div.	3-1-0	1-3-0
2012	Kirk Ferentz	4-8-0	2-5-0	2-3-0	19.3	22.9	2-6-0	6th-Div.	1-3-0	1-3-0
2013	Kirk Ferentz	8-5-0	4-3-0	4-1-0	26.3	18.9	5-3-0	2nd-Div.	2-2-0	3-1-0
<b>Totals</b>		<b>606-535-39</b>	<b>382-210-16</b>	<b>224-324-23</b>			<b>302-362-25</b>		<b>167-138-13</b>	<b>135-224-12</b>

**-A-**

Abraham, Ryan	1994
Adams, Mark	1987,88
Aegerter, Greg	1988,89,90
Aeschliman, Wes	2006,07,08
Age, Louis	1968
Ahlgren, Don	1956
Aiello, Sam	2000,01,03
Akin, Austin	1931
Akin, Paul	1935
Aldrich, Charles	1892,93,94
Alexander, Archie	1909,10,11
Alexander, Dave	1983,85,86,87
Allen, Antwan	2002,03,04,05
Allen, George	1903,05,06
Allen, Greg	1991,92,94
Allen, Jeremy	1998,99,2000,01
Allen, Joseph	1893,94
Allen, Robert	1937,38
Allendorf, Kevin	1989
Allison, Greg	1967,68,69
Allison, William	1895
Alston, Quinton	2011,12,13
Alt, John	1980,81,82,83
Alvis, Dominic	2011,12,13
Ambrose, Phil	1977
Anderson, Bill	1986,87,88,89
Anderson, Richard	1935,36,37
Anderson, Robert	1965,66,67
Anderson, Ross	1940,41,47
Anderson, Tim	1985,86,87,88
Andrews, Jeff	1993
Andruska, Bruno	1938,39,40
Angel, Kevin	1985
Angerer, Pat	2006,08,09
Ankeny, Gerald	1939,40,41
Annis, Daryl	1943
Anttila, Jeff	1990,91,92,93
Arkeilpane, James	1976,77,78
Armil, Paul	1926,27,28
Armington, Dennis	1974,75
Arzberger, Bob	1943
Ash, William	1932,34
Asmus, Kody	2003,04
Atkins, Plez	1994,95,96,97
Atkinson, William	1903,04
Audlehelm, Joe	2011

**-B-**

Babineaux, Jonathan	2000,02,03,04
Bachman, Jay	1983
Bailey, Bill	1981,82,83
Bailey, Charles	1891
Bain, Ryan	2005,06
Baird, Burton	1911
Baker, Jason	1997,98,99,2000
Baker, Mark	1898
Balazs, Frank	1936,37,38
Baldwin, Marty	1992
Ball, Marty	1979,80,82
Ballard, Christian	2007,08,09,10
Balliet, Michael	1890
Barden, Mark	1970
Banks, Brad	2001,02
Banks, Earl	1946,47,48,49
Banks, Kirk	1982,84
Banks, Tavian	1994,95,96,97
Banton, Oscar	1910,11
Barbera, Kevin	1961
Barbour, William	1942,43
Barkema, C. J.	2002,04,05
Barnhart, Rod	1967,68,69

Barr, Fred	1999,2000,01,02
Barron, Irving	1913,14,15
Barton, Gregory	1967
Barton, Ryan	1998,99,2000
Bartells, Del	1946
Bash, Roy	1968,69,70
Bass, Richard	1986,87,88,89
Bateman, Howard	1906
Bates, Jefferson	1993,94
Bates, Toney	1993
Batterson, Tim	1985,86,87
Baughman, Bill	1943
Baxley, Rob	1988,89,90,91
Bayless, Rick	1984,85,86,87
Beard, Jeff	1987
Beathard, C.J.	2013
Becker, Andrew	2004,05
Belleus, Walner	2004
Becker, Dave	1976,77,78
Becker, Fred	1916
Belding, Lester	1918,19,20,21
Bell, Charles	1909
Bell, Nick	1988,89,90
Bell, Wendell	1970,71
Benda, Russell	1946,47
Benjamin, Wendell	1929,30
Bennett, Bernard	1950,51,52
Bennett, George	1993,94,95
Bennett, Mike	1985
Benschoter, Doug	1975,76,77,78
Benskin, William	1944
Bergstrom, Wallace	1939
Bernstine, Jordan	2007,08,10,11
Berrie, Tyrone	1985,86,87,88
Berry, John	1901,02,04
Betts, Ladell	1998,99,2000,01
Beutjer, Jon	2000
Bevill, William	1967,68,69
Bickford, Jay	1998,99
Bickham, Lloyd	1993,94,95
Bielema, Bret	1989,90,91,92
Bigach, Steve	2011,12
Bilek, Guy	1966,67
Binns, Broderick	2008,09,10,11
Bishop, Willie	1986
Bjork, Donald	1950
Blackburn, James	1915
Blackmore, Ausman	1898
Blackmore, Ralph	1896,97
Blaha, Bob	1974,76
Blair, Fred	1892
Blatcher, Phil	1978,79,80,81
Blazek, A. J.	1999,2000
Bleeker, John	1917
Block, Lawrence	1917,18,19,20
Bloomquist, Frank	1955,56,57
Blue, Larry	1989,91,92,93
Blum, Tyler	2006,07,08
Blythe, Austin	2012,13
Bobek, Jeff	1980
Boddicker, Dan	1983
Boettner, Scott	1975
Boffeli, Conor	2012,13
Bohannon, Gordy	1979,81
Bolan, Mike	1985,86
Bolden, Charles	1968
Boleyn, Scott	2001,02
Bollers, Trevor	1994,96,97,98
Bolton, Leonard	1974,75
Bonior, David	1966
Boone, Pat	1992,93,94
Boothe, Charles	1952,53

Borchers, Kory	2001,02,03
Bortz, Mark	1979,80,81,82
Bostwick, Robert	1949,50
Boudreaux, Tyrone	1992
Bowen, Carl	1945
Bowen, Carl T.	1913
Bowen, Donald	1955,56,57
Bowen, Matt	1997,98,99
Bowers, Jacob	2004
Bowersox, Mike	1988
Bowlin, Richard	1935,36
Bowlsby, Clifton	1915
Bowlsby, John	1975
Bradley, Bill	1979,80,81
Bradley, David	2001,02,03,04
Bradley, Howard	1949,50
Bradley, Phil	1989,90,91
Brady, Charles	1937,38
Brady, Mike	1976,77,78,79
Brandt, Duane	1949,50,51
Bream, Allan	1966,67,68
Breault, Steve	1989,90,92
Bremner, William	1890,94,98
Brevi, Chris	2004
Briggs, Charles	1901
Briggs, William	1963,64,65
Bristol, Joe	1949,50,51
Britzmann, Burt	1950,51,52
Brockway, James	1898,1900
Brodell, Andy	2005,06,07,08
Broeder, George	1951,52,53,54
Brogamer, Bill	1983
Bromert, Zach	1995,96,97,98
Brooks, Dave	1969,70
Brooks, Rick	1971,73
Brown, Corey	1996,97,98,99
Brown, Greg	1987,88,89,90
Brown, Jeff	1979,80,81
Brown, John	1958,59
Brown, Maurice	2002,03
Brown, Mikkel	1999,2000
Brown, Steve	1984
Brown, Richard	1926,27,28
Browne, Dave	1981,82
Brownlee, Sam	2004,05,06
Brueckner, Carl	1913,14
Bruggeman, Rob	2007,08
Brugman, Francis	1907
Bryant, Dave	1972,73,74,75
Buch, Doug	1989,90,91,92
Buch, Jeff	2000
Buckley, Roy	1903
Buckley, Fred	1901,02,03
Buckley, George	1910,11,12
Budzik, Bernard	1962,63,64
Buggs, Glenn	1981,82,83
Bulaga, Bryan	2007,08,09
Bullock, Damon	2011,12,13
Buntz, Andrew	1949,50,51
Burger, Michael	1995,96,97,98
Burke, Kenny	1978
Burke, Louis	1979,80
Burke, Mike	1986,87,88
Burkett, Charles	1943
Burkett, Bill	1940,41,42
Burks, Shanty	1973,74,75,77
Burmeister, Paul	1992,93
Burns, ?	1895
Burrell, Doug	1984,85
Burrier, Emmett	1898,1900
Burrier, Tony	1999,2000,01,02
Burroughs, John	1955,56,58

Burt, Kerry	1984,85,86,87
Busch, Tom	2004,05,06,07
Bush, Fred	1982,83,84,85
Bush, Larry	1973,74
Busk, Russell	1937,38,39
Butler, Dave	1974,75
Byard, Rich	1971
Byers, Clar	1926
Byers, Herbert	1944
Byrd, Joseph	1947

**-C-**

Cabalka, Tom	1970,71,73
Caldwell, Butch	1972,73,75,76
Caldwell, Jim	1973,74,75,76
Calhoun, John	1960,61
Callaghan, Mark	1976,77
Calloway, Kyle	2007,08,09
Campbell, Johnny	1972,73,74,75
Campbell, Vince	1981,82
Canzeri, Jordan	2011,13
Caplan, Arnold	1949,50,51
Carberry, Joseph	1913,14
Carberry, William	1906,07,08
Carlsen, John	1930
Carlsen, Oakley	1927,28
Carlson, Raymond	1946,47,48
Carr, Spencer	1893
Carroll, John	1983
Carter, Richard	1995,96,97
Case, Lyman	1930,31
Casey, Tyler	1993
Cassady, Alan	1968,69,70
Castillo, Greg	2009,10,11,12
Cato, David	2008,09
Cavole, Racior	1968,69,70
Cervanak, William	1961
Cervantes, Edgar	2000,01,02,03
Chalmers, Andrew	1904,05
Chambers, Brett	1994,95,96
Chambers, Dave	1982,83
Chandler, Nate	2002,03
Chandler, Scott	2003,04,05,06
Chaney, Jr., Paul	2007,09,10
Chappelle, Keith	1979,80
Charlton, Clyde	1919
Chase, William	1897
Chatterton, Robert	1926,27
Chelf, Donald	1951,52,53
Chinander, Bret	2005
Chinander, Erik	2002
Christensen, Jake	2006,07,08
Christian, Kennon	2004,05,06
Christie, Malcolm	1987
Churchill, Ray	1968
Cilek, Mike	1967,68,69
Clark, Craig	1984,85,86,87
Clark, Dallas	2000,01,02
Clark, Gary	1988,89,90,91
Clark, Jerry	1952,53
Clark, Raj	1997,98
Clark, Richard	1959
Clauson, Richard	1959,60
Clauss, Jared	2000,01,02,03
Clayborn, Adrian	2007,08,09,10
Clayton, Jeff	1972
Clearman, Eugene	1931
Clement, Dave	1968,69,70
Clemons, Craig	1969,70,71
Clemons, Homer	1910,12
Cleveland, James	2007
Cmejrek, James	1964,65



Coast, Preston	1889
Coast, William	1898
Coats, Billy	1993,94,95,96
Cody, Jim	1978
Coker, Marcus	2010,11
Coldren, Clymer	1894
Coldren, Paul	1895,96
Coldren, Stevens	1894,95
Cole, Colin	1999,2000,01,02
Cole, Mel	1979,80,81
Coleman, Jacody	2007,08
Collins, Benjamin	1908,09
Collins, Marcus	2011,12
Collins, Tony	1997
Collins, William	1893,94
Comly, Ross	1908
Commack, Donald	1949,50,51
Commings, Bob	1953,56,57
Commings, Bobby Jr.	1977,78
Conatser, Ron	1973
Conklin, Joe	2009
Connor, Edward	1907
Conrad, Carl	1938
Considine, Sean	2001,02,03,04
Converse, Willard	1894
Cook, Jesse	1976,77
Cook, Marv	1985,86,87,88
Cooks, Kerry	1994,95,96,97
Cooley, Clark	1927
Cooper, Darian	2012,13
Corbin, Zane	1981,82,83,84
Cotton, Jordan	2012,13
Cotton, Marshall	1985,86,87
Coulthard, George	1900,03
Coupee, Al	1939,40,41
Cox, Adam	2013
Cox, Arthur	1889,90
Cozad, Jim	1943,46,47,48
Crain, Maurea	1990,91,92,93
Crank, Ernest	1992,93
Crayne, Dick	1933,34,35
Creer, Nate	1982,83,84,85
Crees, Barry	1966,67,68
Crocker, Tracy	1978,79,80,81
Crockett, Robbie	1999,2000,01
Cronin, Ben	2003,04,05
Cross, Alan	1989,90,91,92
Cross, Charles	1970,71,72
Cross, Clarence	1944
Crossley, James	1890
Croston, Dave	1984,85,86
Croston, Jeff	1987,88
Crouse, Jim	1969
Crowe, Kyle	1986
Crull, Gary	1976,77
Cuhel, Frank	1926,27
Cummins, Cameron	1952,53,54
Cunningham, Alonzo	1998,99,2000,01
Cunningham, Rich	1976,77
Curran, Francis	1940,41,42
Curran, Ted	1942,46,47
Curry, Paul	1910,11,12
Cutler, F. H.	1890
Cutting, Elmer	1895

**-D-**

Dailey, Mike	1990,92,93
Dallas, William	1944
Daniel, Lebron	2008,09,10,11
Daniels, Charles	1952
Daniels, Mike	2009,10,11
Dalton, Harold	2007,08

Danner, David	1943
Danzy, Charles	1975,76,77,78
Darling, Craig	1970,71,72
Dauber, Raymond	1923,24,25
Davis, Bruce	1974,75,76
Davis, Bruce	2008,09
Davis, Calvin	2003,04,05,06
Davis, Carl	2012,13
Davis, Champ	2003,04,05,06
Davis, Chet	1987,88
Davis, George	1983,84,85,86
Davis, Ian	1995
Davis, Jeff	1979
Davis, John	1915,16,17
Davis, Keenan	2009,10,11,12
Davis, Rod	1988,89,90,91
Davis, Scott	1989,90,91,92
Davis, Victor	1962
Davison, Derrick	1999,2000
Dawkins, Ma'Quan	2003,04,05,06
Dawson, Carl	1892
Day, David	1946
Day, Shane	1993,94
Deal, Chad	1997,98,99
Dean, Anthony	1991,92,93,94
Dean, Floyd	1937,38,39
Dean, Pat	1978,79,80,81
DeAntona, Joseph	1963,64
Deasy, Richard	1954,55,56
Dee, Clarence	1934
Dee, James	1930
Deems, Oren	1898
DeHeer, Floyd	1935,36,37
DellaVedova, Tullio	1931
DeNio, Earl	1914
Denning, Charles	1949,50,51
Densmore, Adam	2002
Derby, A. J.	2011
Derby, John	1988,89,90,91
Derby, Zach	2010,11,12
DeProspero, David	1949,50,51
Deutsch, Phillip	1962,63,64
DeVilder, Jeff	1977,78
Devine, Aubrey	1919,20,21
Devine, Glenn	1919,20,21
Devlin, Joe	1973,74,75
Devlin, Mike	1989,90,91,92
DeVries, Jared	1995,96,97,98
Diaco, Bobby	1992,93,94,95
DiBona, Shane	2010
DiCindio, William	1960,61
Dick, Leo	1912,13
Dickel, Dan	1971,72,73
Dickerhoff, Del	1941,42
Dickerson, Voris	1932
Diehl, John	1965,67
Diehl, Bill	1939,40,41
Dillner, Mike	1970,71,72
DiMarco, Al	1947,48
Disser, Kelly	1969,70,71
Dittmer, Jack	1946,47,48,49
Divis, Greg	1987,88
Dobrin, Don	1954,55,56
Dodge, Tim	1999,2000,01
Doering, Dan	2007,08,09
Dolan, Bill	1977,78
Dolezal, Mike	1998,99,2000,01
Dolly, Edward	1930,31,32
Donnal, Andrew	2012,13
Donnelly, William	1914,15,18
Donahue, Ryan	2007,08,09,10
Donatelli, Tom	2010,11,12

Donovan, Ed	1973,74,75
Donovan, Louis	1902,03
Doran, Ralph	1948
Dorsey, Don	1932
Dougherty, Richard	1962,63
Douglas, Dominique	2006
Douglas, Jim	1970
Douglas, Tim	1998,99
Douthitt, Earl	1972,73,74
Drahn, Glenn	1948,49,50
Drake, Hugh	1956,57,58
Draper, Sean	2012,13
Driscoll, Ryan	1994,95,96
Drost, Jeff	1983,84,85,86
Dull, Jed	1996,97,98,99
Dumont, Jason	1989,90,91,92
Duncan, Floyd	1915,16
Duncan, Randy	1956,57,58
Dunham, Doug	1977,78,79,80
Dunnigan, Pat	1967,68,69
Duprey, Mike	1994
Dutcher, Charles	1891
Duzey, Jake	2012,13
Dwight, Tim	1994,95,96,97
Dye, Charles	1900
Dye, Tyrone	1972,73,74,75
Dyer, Walter	1909

**-E-**

Early, Quinn	1984,85,86,87
Eby, Moray	1897,98,99,00
Edds, A. J.	2006,07,08,09
Ede, Mark	1995
Edmonds, Charles	1895,96
Edson, Willis	1899,1900
Edwards, Justin	2006
Edwards, Michael	1967,68,69
Egan, George	1898
Ehret, James	1909
Eicherly, Jack	1936,37,38
Ejiasi, Chigozie	2001,02,03,04
Elbert, Donald	1964
Elgin, Jeff	1970
Elgin, Mike	2004,05,06
Elliott, Bob	1972,74,75
Elliott, Edward	1906,07
Elliott, Lloyd	1889,90,92,93
Ellis, Kent	1977,78,79,80
Ellis, Kevin	1977,78,79,80
Ellis, Thomas	1952
Ely, Asher	1900
Ely, Harold	1928,29,30
Ely, Larry	1967,68,69
Engeldiner, Karl	1922
English, Steve	1997,98
Enich, Mike	1938,39,40
Ennis-Inge, Bill	1993,94,95,96
Epenesa, Epenesa	1997
Epps, Herschel	1970
Erb, James	1981
Ertz, Mike	1988,89
Eshareturi, George	2004
Essy, Mark	1973,74
Estes, John	1947
Eubanks, Rafael	2006,07,08,09
Evans, Ben	2010
Evans, Gary	1976
Evans, Richard	1937,38,39
Evenden, John	1966
Ewen, Ettore	2006
Ewen, Roger	1959
Eyde, Matt	1992,93

**-F-**

Fagerlind, Paul	1944,45
Faind, Rod	1967
Fairchild, Ron	1949,50,51
Faley, Teddy Jo	1990,91,92
Farmer, Thomas	1940,41,42
Farrell, John	1970,71,72
Farroh, Mike	1928,29
Farroh, Shipley	1936,37
Faske, Jerold	1948,49,50
Favrow, Jim	1980
Fechter, Russell	1946
Fedders, Greg	1987,88,89
Fee, Joseph	1908,09
Fenstermaker, Andy	2005,06
Fenton, Bill	1951,52,53
Fequiere, Fritz	1992,93,94
Ferentz, Brian	2003,04,05
Ferentz, James	2010,11,12
Ferguson, James	1942
Ferguson, Larry	1959,60,62
Ferren, William	1891
Ferroni, Mike	1989,90,91,92
Ferry, Terry	1964,65
Fetter, Mark	1972,73,74,75
Feuerbach, Kerry	1975,76
Fiedorowicz, C. J.	2010,11,12,13
Ficeli, John	1965,66
Fick, Rob	1971,74
Filer, Rodney	1993,94,95,96
Filloon, Jon	1988,90,91
Fischer, Alan	1962
Fischer, Darrell	1923,24
Fisher, Cole	2013
Fisher, Hugh	1962
Fisher, Raymond	1931,32,33
Fisher, Russell	1933,34
Fisher, Scott	1992
Fitzgerald, Greg	1984
Flagg, Mike	1984,85,86,87
Fleckenstein, Bill	1923,24
Fleming, Maurice	2013
Fleming, Willie	1958
Flemister, Zeron	1996,98,99
Fletcher, Bradley	2005,06,07,08
Fletcher, Gary	1962,63
Flood, Bud	1944
Folland, Brian	1984
Follett, Mike	2002,03,04,05
Fontes, John	1971
Ford, John	1943
Forgy, Joe	2011
Forte, Jeff	1981
Fosdick, Robert	1915,16
Foster, Gerald	1931,33,34
Foster, Melvin	1987,88,89,90
Foster, Palmer	2013
Frantz, Tom	1979,80
Frantz, Mike	1974
Frazier, Chris	1992
Frazier, Jim	1977,78,80,81
Freeman, James	1953,54,55
Freeman, Marshall	2003
Frey, Harry	1943
Fritz, Carl	1906,07
Fry, Westley	1923,24,25
Fryauf, Donald	1948
Frye, George	1939,40,41
Frymire, Richard	1951,52
Fuhala, Hausia	1993,94
Fuhrman, John	1927,28,29
Furlong, Kevin	1957,58



**-G-**

Gabelmann, Zach \_\_\_\_\_ 2003,04,05,06  
 Gaglione, Joe \_\_\_\_\_ 2012  
 Gaines, Richard \_\_\_\_\_ 1895,96  
 Gair, Anthony \_\_\_\_\_ 2013  
 Gales, Pete \_\_\_\_\_ 1978,79,80,81  
 Gallagher, Frank \_\_\_\_\_ 1936,37  
 Gallagher, Jack \_\_\_\_\_ 1933,34,35  
 Gallagher, James \_\_\_\_\_ 1917  
 Gallagher, William B. \_\_\_\_\_ 1937,39,40  
 Gallagher, William F. \_\_\_\_\_ 1943  
 Gallery, John \_\_\_\_\_ 2005  
 Gallery, Nick \_\_\_\_\_ 1993,94,95,96  
 Gallery, Robert \_\_\_\_\_ 2000,01,02,03  
 Galloway, Ledrue \_\_\_\_\_ 1924  
 Gambol, Chris \_\_\_\_\_ 1985,86  
 Gancarczyk, Jacob \_\_\_\_\_ 2003  
 Gardner, Drew \_\_\_\_\_ 2006,07,08  
 Gardner, John \_\_\_\_\_ 1895,96,97  
 Garmon, Greg \_\_\_\_\_ 2012  
 Garretson, Herman \_\_\_\_\_ 1914,15  
 Gates, Ben \_\_\_\_\_ 2004,05  
 Gattas, Bryon \_\_\_\_\_ 2006,07  
 Gaul, Tommy \_\_\_\_\_ 2013  
 Gear, Bruce \_\_\_\_\_ 1983,84,85,86  
 Geary, Chad \_\_\_\_\_ 2006,07,08,09  
 Geater, Ron \_\_\_\_\_ 1988,90,91  
 Gehrke, Del \_\_\_\_\_ 1964  
 Geigel, Robert \_\_\_\_\_ 1946,47,48,49  
 George, Leon \_\_\_\_\_ 1945  
 Gerleman, Loren \_\_\_\_\_ 1981,82  
 German, Burt \_\_\_\_\_ 1891  
 Gettis, Adam \_\_\_\_\_ 2010,11  
 Ghere, Jesse \_\_\_\_\_ 1999  
 Giacobazzi, Tony \_\_\_\_\_ 1962,63,64  
 Gibbons, James \_\_\_\_\_ 1955,56,57  
 Gibbs, Frank \_\_\_\_\_ 1903  
 Gibbs, Richard \_\_\_\_\_ 1965,66  
 Gibbs, Robert \_\_\_\_\_ 1966,67,68  
 Gibson, Damon \_\_\_\_\_ 1995,96,97  
 Gibson, Ed \_\_\_\_\_ 1995,96,97  
 Giesen, Glen \_\_\_\_\_ 1999  
 Gilbaugh, Greg \_\_\_\_\_ 1977,78,79,80  
 Gilleard, Burdell \_\_\_\_\_ 1940  
 Gill, Owen \_\_\_\_\_ 1981,82,83,84  
 Gillette, Charles \_\_\_\_\_ 1892  
 Gilliam, Frank \_\_\_\_\_ 1953,54,56  
 Gimm, Jonathan \_\_\_\_\_ 2009,11,12  
 Ginsberg, Louis \_\_\_\_\_ 1945,48,49,50  
 Glasener, Paul \_\_\_\_\_ 1943  
 Glass, Bill \_\_\_\_\_ 1983,84  
 Glassgow, Willis \_\_\_\_\_ 1927,28,29  
 Glonek, Paul \_\_\_\_\_ 1987  
 Gochenour, Ed \_\_\_\_\_ 1988,89  
 Godfrey, Charles \_\_\_\_\_ 2004,05,06,07  
 Goff, Mike \_\_\_\_\_ 1994,95,96,97  
 Golden, Paul \_\_\_\_\_ 1945  
 Goodman, Grant \_\_\_\_\_ 1985,86,87,88  
 Gordenier, Sheldon \_\_\_\_\_ 1934,35  
 Gorrell, Andrew \_\_\_\_\_ 1889  
 Graham, Donald \_\_\_\_\_ 1923,24,25  
 Granger, Norm \_\_\_\_\_ 1980,81,82,83  
 Granquist, Aaron \_\_\_\_\_ 1995,96  
 Grant, Duane \_\_\_\_\_ 1966,67,68  
 Grant, Marcus \_\_\_\_\_ 2011  
 Gray, Lee \_\_\_\_\_ 2004  
 Grayson, Lemuel \_\_\_\_\_ 1977,78,79,80  
 Gravel, William \_\_\_\_\_ 1956,57,58  
 Green, Dennis \_\_\_\_\_ 1968,69,70  
 Green, Jeff \_\_\_\_\_ 1978  
 Green, Lester \_\_\_\_\_ 1954  
 Green, Steve \_\_\_\_\_ 1988

Green, Thomas \_\_\_\_\_ 1905  
 Green, William C. \_\_\_\_\_ 1939,40,41  
 Green, William F. \_\_\_\_\_ 1948,49,50  
 Greene, Chris \_\_\_\_\_ 1992  
 Greene, Shonn \_\_\_\_\_ 2005,06,08  
 Greenway, Chad \_\_\_\_\_ 2002,03,04,05  
 Greenwood, Brett \_\_\_\_\_ 2007,08,09,10  
 Greenwood, Glen \_\_\_\_\_ 1917,18  
 Greiner, Justin \_\_\_\_\_ 2010  
 Greving, Aaron \_\_\_\_\_ 2000,01  
 Grier, Robert \_\_\_\_\_ 1962,63  
 Griffen, Harold \_\_\_\_\_ 1923,24,25  
 Griffin, Festus \_\_\_\_\_ 1896  
 Griffith, Dwight \_\_\_\_\_ 1901,03,04  
 Griffith, John \_\_\_\_\_ 1897,98,99,00  
 Grigsby, Herb \_\_\_\_\_ 2005,06  
 Grimm, Lloyd \_\_\_\_\_ 1926,27,28  
 Grine, Tom \_\_\_\_\_ 1974,75,76  
 Griswold, Bryce \_\_\_\_\_ 2009  
 Grogan, Tom \_\_\_\_\_ 1981,82,83  
 Gross, Raymond \_\_\_\_\_ 1907,08,09  
 Gross, Samuel \_\_\_\_\_ 1913,14,15  
 Grothus, Joseph \_\_\_\_\_ 1943,46,47,48  
 Grouwinkel, Gary \_\_\_\_\_ 1956,57,58  
 Grubb, Frank \_\_\_\_\_ 1915,16  
 Gruver, Bob \_\_\_\_\_ 1967,69  
 Gunderson, Arthur \_\_\_\_\_ 1912,13,14  
 Guthrie, Eric \_\_\_\_\_ 2011  
 Gusolis, Frank \_\_\_\_\_ 1894  
 Gustafson, Robert \_\_\_\_\_ 1945  
 Gutshall, Tim \_\_\_\_\_ 1976,77,78  
 Guy, Willie \_\_\_\_\_ 1993,94,95  
 Guzowski, Anthony \_\_\_\_\_ 1946,47,48

**-H-**

Haganman, Kyle \_\_\_\_\_ 2010  
 Hager, John \_\_\_\_\_ 1979  
 Hagerty, Lorin \_\_\_\_\_ 1927,29  
 Hagler, Collins \_\_\_\_\_ 1955,56,57  
 Haight, Dave \_\_\_\_\_ 1985,86,87,88  
 Haight, Mike \_\_\_\_\_ 1983,84,85  
 Hain, Robert \_\_\_\_\_ 1958,59  
 Hall, John \_\_\_\_\_ 1952,53,54  
 Hall, Shane \_\_\_\_\_ 1998,99,2000,01  
 Hall, Shelley \_\_\_\_\_ 1891  
 Hallstrom, Ron \_\_\_\_\_ 1981  
 Halliburton, James \_\_\_\_\_ 1948  
 Haltom, Warren \_\_\_\_\_ 1934  
 Haluska, Blake \_\_\_\_\_ 2013  
 Hamilton, Chris \_\_\_\_\_ 1969  
 Hamilton, Ray \_\_\_\_\_ 2011,12,13  
 Hammann, Gregg \_\_\_\_\_ 1984  
 Hammond, Jack \_\_\_\_\_ 1945  
 Hampton, Jewel \_\_\_\_\_ 2008  
 Hancock, John \_\_\_\_\_ 1922,23,24  
 Hand, Tom \_\_\_\_\_ 1942,45  
 Hanks, Merton \_\_\_\_\_ 1987,88,89,90  
 Hanlon, Thomas \_\_\_\_\_ 1909  
 Hanna, Tim \_\_\_\_\_ 1982,83  
 Hansen, James \_\_\_\_\_ 1944  
 Hansen, Ryan \_\_\_\_\_ 1998,99,2000  
 Hanson, Henry \_\_\_\_\_ 1909,11,12  
 Hantelmann, Harold \_\_\_\_\_ 1930,31  
 Happel, Bill \_\_\_\_\_ 1983,84,85  
 Happel, William \_\_\_\_\_ 1955,56,57  
 Haralson, Aramis \_\_\_\_\_ 2001  
 Harberts, Deven \_\_\_\_\_ 1987,88  
 Hardt, Kim \_\_\_\_\_ 1971  
 Hardy, Mike \_\_\_\_\_ 2012,13  
 Harmon, Kevin \_\_\_\_\_ 1985,86,87  
 Harmon, Ronnie \_\_\_\_\_ 1982,83,84,85  
 Harrell, George \_\_\_\_\_ 1959  
 Harrington, Herlyn \_\_\_\_\_ 1979,80

Harris, Carl \_\_\_\_\_ 1965  
 Harris, Dave \_\_\_\_\_ 1970,71,72  
 Harris, Fred \_\_\_\_\_ 1955,56,57  
 Harris, Homer \_\_\_\_\_ 1935,36,37  
 Harris, Sammie \_\_\_\_\_ 1960,61,62  
 Harthorne, Romero \_\_\_\_\_ 1972  
 Hartlieb, Chuck \_\_\_\_\_ 1986,87,88  
 Hartlieb, Jim \_\_\_\_\_ 1989,90,91,92  
 Hartlieb, John \_\_\_\_\_ 1991,92,93,94  
 Hartman, Craig \_\_\_\_\_ 1983,84  
 Harty, Frank \_\_\_\_\_ 1980  
 Harty, John \_\_\_\_\_ 1977,78,79,80  
 Hass, Wilmon \_\_\_\_\_ 1932  
 Hastings, Irving \_\_\_\_\_ 1906,07,08  
 Hatch, James \_\_\_\_\_ 1952,54  
 Hatch, Toni \_\_\_\_\_ 1955,56  
 Hauge, Gerhard \_\_\_\_\_ 1930  
 Haugo, Tom \_\_\_\_\_ 1967,68  
 Haussman, Robert \_\_\_\_\_ 1956  
 Hawley, Ron \_\_\_\_\_ 1982,83  
 Hawkins, Max \_\_\_\_\_ 1939,40  
 Hawthorne, George \_\_\_\_\_ 1988,89  
 Hay, Jim \_\_\_\_\_ 1930  
 Hayes, Jonathan \_\_\_\_\_ 1982,83,84  
 Hayes, John \_\_\_\_\_ 1966,67  
 Hayes, Robert \_\_\_\_\_ 1894  
 Hayes, Tom \_\_\_\_\_ 1968,69,70  
 Hayman, Phillip \_\_\_\_\_ 1952  
 Haymen, Phil \_\_\_\_\_ 1973  
 Hazard, Charles \_\_\_\_\_ 1907,08,09  
 Head, James \_\_\_\_\_ 1954  
 Headington, Ronald \_\_\_\_\_ 1946,47,48  
 Heald, Albert \_\_\_\_\_ 1890  
 Hearn, Greg \_\_\_\_\_ 1973  
 Hedgeman, Erric \_\_\_\_\_ 1982,83  
 Hegg, Phil \_\_\_\_\_ 1976  
 Heil, Lynn \_\_\_\_\_ 1972,73,74  
 Heldt, John \_\_\_\_\_ 1918,19,20,21  
 Helgens, James \_\_\_\_\_ 1961  
 Helms, Jory \_\_\_\_\_ 2003  
 Helverson, Scott \_\_\_\_\_ 1984,85  
 Hendricks, John \_\_\_\_\_ 1965,66,67  
 Hendryx, Richard \_\_\_\_\_ 1964,65  
 Henlon, Jason \_\_\_\_\_ 1993,94  
 Heppner, Joe \_\_\_\_\_ 1973,74  
 Herbert, Vane \_\_\_\_\_ 1901  
 Herbst, Taylor \_\_\_\_\_ 2009  
 Herington, Ken \_\_\_\_\_ 1970  
 Herman, Brad \_\_\_\_\_ 2008,09,10,11  
 Herman, Robert \_\_\_\_\_ 1937  
 Herrera, Hugo \_\_\_\_\_ 2000  
 Herrig, Carl \_\_\_\_\_ 1894  
 Herron, Anthony \_\_\_\_\_ 1997,98,99,2000  
 Hess, Jack \_\_\_\_\_ 1951,52  
 Hess, Jay \_\_\_\_\_ 1987  
 Hess, John \_\_\_\_\_ 1894  
 Hickman, Randall \_\_\_\_\_ 1930,31  
 Higdon, Grover \_\_\_\_\_ 1929,30  
 Hild, John \_\_\_\_\_ 1934,35,36  
 Hilgenberg, Eric \_\_\_\_\_ 1994,95  
 Hilgenberg, Jay \_\_\_\_\_ 1977,78,79,80  
 Hilgenberg, Jerry \_\_\_\_\_ 1951,52,53  
 Hilgenberg, Jim \_\_\_\_\_ 1974,75,77  
 Hilgenberg, Joel \_\_\_\_\_ 1980,81,82,83  
 Hilgenberg, Wally \_\_\_\_\_ 1961,62,63  
 Hill, Bobby \_\_\_\_\_ 1975,78,79  
 Hill, Kahli \_\_\_\_\_ 1998,2000,01  
 Hilliard, Loren \_\_\_\_\_ 1962  
 Hilliard, Matt \_\_\_\_\_ 1990,91,92,93  
 Hillyer, Jacob \_\_\_\_\_ 2012,13  
 Hilsabaecck, Daniel \_\_\_\_\_ 1964,65,66  
 Hines, Don \_\_\_\_\_ 1925,26  
 Hinkel, Ed \_\_\_\_\_ 2002,03,04,05

Hinton, Alfred \_\_\_\_\_ 1959,60,61  
 Hitchens, Anthony \_\_\_\_\_ 2010,11,12,13  
 Hobbs, Darrell \_\_\_\_\_ 1977,78  
 Hobbs, Samuel \_\_\_\_\_ 1895,96,97,98  
 Hodge, Abdul \_\_\_\_\_ 2002,03,04,05  
 Hodges, Howard \_\_\_\_\_ 2000,01,02,03  
 Hodoway, Stephen \_\_\_\_\_ 1964,66  
 Hoerlein, Hans \_\_\_\_\_ 1910  
 Hoerner, Dick \_\_\_\_\_ 1942,46  
 Hoff, Robert \_\_\_\_\_ 1948,49,50  
 Hoffman, Lloyd \_\_\_\_\_ 1933  
 Hoinkes, Karl \_\_\_\_\_ 1970  
 Hogarty, John \_\_\_\_\_ 1979  
 Holbrook, Carleton \_\_\_\_\_ 1895,96  
 Hollenbeck, Henry \_\_\_\_\_ 1901,02  
 Hollis, Wilburn \_\_\_\_\_ 1959,60,61  
 Holloway, Warren \_\_\_\_\_ 2002,03,04  
 Holman, Tarig \_\_\_\_\_ 1997,98,99  
 Holmes, Bob \_\_\_\_\_ 1974,75  
 Holmes, Frank \_\_\_\_\_ 1970,71,72  
 Holmes, George \_\_\_\_\_ 1915  
 Holmstrom, Tim \_\_\_\_\_ 1977,78  
 Holsclaw, Dave \_\_\_\_\_ 1977,78,79  
 Holtorf, Gene \_\_\_\_\_ 1976,79  
 Honnold, Brian \_\_\_\_\_ 1991  
 Hook, Tork \_\_\_\_\_ 1987,88,89  
 Hooks, Mike \_\_\_\_\_ 1980,82,83,84  
 Hoover, Dwight \_\_\_\_\_ 1933,34,35  
 Horn, Donald \_\_\_\_\_ 1957,58,59  
 Hornaday, Mike \_\_\_\_\_ 1993  
 Hornok, Mark \_\_\_\_\_ 1994  
 Horton, Larry \_\_\_\_\_ 1970,71  
 Hosier, Scott \_\_\_\_\_ 1993,94  
 Hough, Andrew \_\_\_\_\_ 1951,52,53  
 Houghtlin, Rob \_\_\_\_\_ 1985,86,87  
 Houghton, Max \_\_\_\_\_ 1912,13,14  
 House, Jason \_\_\_\_\_ 1994,95,96,97  
 Hoveland, Jason \_\_\_\_\_ 2002  
 Howard, Joseph \_\_\_\_\_ 1943  
 Howard, Sherman \_\_\_\_\_ 1946  
 Howell, Lloyd \_\_\_\_\_ 1899  
 Hudson, David \_\_\_\_\_ 1985,86,87,88  
 Hudson, James \_\_\_\_\_ 1943  
 Huff, Terry \_\_\_\_\_ 1964,67  
 Hufford, Joe \_\_\_\_\_ 1976,77,78  
 Hufford, Mike \_\_\_\_\_ 1980,81,82,83  
 Hufford, Paul \_\_\_\_\_ 1982,83,84  
 Hughes, Danan \_\_\_\_\_ 1989,90,91,92  
 Hughes, Matt \_\_\_\_\_ 1995,96,97,98  
 Hughes, Thomas \_\_\_\_\_ 1943  
 Hujak, Jim \_\_\_\_\_ 1989,90,91  
 Hull, John \_\_\_\_\_ 1892  
 Humpal, Mike \_\_\_\_\_ 2005,06,07  
 Humphrey, Tom \_\_\_\_\_ 1984,85  
 Humphreys, Lloyd \_\_\_\_\_ 1958,59,60  
 Humphries, Charlie \_\_\_\_\_ 1982  
 Hunter, Jack \_\_\_\_\_ 1945,46  
 Hunter, Jeremiha \_\_\_\_\_ 2007,08,09,10  
 Hunter, Keith \_\_\_\_\_ 1981,82,83,84  
 Huntermark, Cody \_\_\_\_\_ 2007  
 Huntrods, Clint \_\_\_\_\_ 2005,06  
 Hunzelman, Harry \_\_\_\_\_ 1916,17,18,19  
 Hurley, Brion \_\_\_\_\_ 1993,94,95,96  
 Hutchinson, Roy \_\_\_\_\_ 1952  
 Hyde, Micah \_\_\_\_\_ 2009,10,11,12  
 Hyland, Mike \_\_\_\_\_ 1908,09,10

**-I-**

Ibanez, Raul \_\_\_\_\_ 1979,80  
 Ingersoll, Clarence \_\_\_\_\_ 1893,94  
 Inman, Donald \_\_\_\_\_ 1952,54  
 Ireland, Robert \_\_\_\_\_ 1943  
 Irvine, Charles \_\_\_\_\_ 1937,38





Iverson, Iver \_\_\_\_\_ 1894,95,96  
Iwebema, Kenny \_\_\_\_\_ 2004,05,06,07

**-J-**

Jackson, Andre \_\_\_\_\_ 1972,73,74,75  
Jackson, Andrew \_\_\_\_\_ 1966,67,68  
Jackson, Chris \_\_\_\_\_ 1992,93,94,95  
Jackson, Dave \_\_\_\_\_ 1974  
Jackson, Mike \_\_\_\_\_ 1976,77,79  
Jackson, Tony \_\_\_\_\_ 2001,02,03,04  
Jackson, Treye \_\_\_\_\_ 1982  
Jacobsen, Grover \_\_\_\_\_ 1914,15  
Jagodinski, Shawn \_\_\_\_\_ 1993  
Jakoubek, Frank \_\_\_\_\_ 1934,36  
James, Carlos \_\_\_\_\_ 1990,91,92  
Janda, Jon \_\_\_\_\_ 1957  
Jansen, Jeff \_\_\_\_\_ 1980,81  
Jaqua, Franklin \_\_\_\_\_ 1920  
Jasper, Harold \_\_\_\_\_ 1991,92,93,94  
Jauch, Ray \_\_\_\_\_ 1957,58,59  
Jaye, John \_\_\_\_\_ 1976  
Jehle, Kenneth \_\_\_\_\_ 1955  
Jenkins, Albert \_\_\_\_\_ 1916,17  
Jenkison, Jerry \_\_\_\_\_ 1957  
Jensen, Erik \_\_\_\_\_ 2000,01,02,03  
Jensen, Jim \_\_\_\_\_ 1972,73,74,75  
Jensvold, Leo \_\_\_\_\_ 1928,29,30  
Jensvold, Lloyd \_\_\_\_\_ 1929,30  
Jerrick, Roger \_\_\_\_\_ 1971,72,73  
Jeschke, Bob \_\_\_\_\_ 1975  
Jessen, Ernest \_\_\_\_\_ 1926,27,28  
Jeter, Bob \_\_\_\_\_ 1957,58,59  
Jewell, John \_\_\_\_\_ 1907  
Jewell, Walter \_\_\_\_\_ 1917  
Johnson, Arthur \_\_\_\_\_ 1945  
Johnson, Craig \_\_\_\_\_ 1971,73  
Johnson, D. J. \_\_\_\_\_ 1998,99,2001,02  
Johnson, Eliza \_\_\_\_\_ 1892  
Johnson, Jerry \_\_\_\_\_ 1969,70,71  
Johnson, Jim \_\_\_\_\_ 1987,88,89,90  
Johnson, Jovon \_\_\_\_\_ 2002,03,04,05  
Johnson, Troy \_\_\_\_\_ 2007,08,09,10  
Johnson-Koulianos, Derrell \_\_\_\_\_ 2007,08,09,10  
Johnston, Albert \_\_\_\_\_ 1903  
Johnston, Ubhert \_\_\_\_\_ 1949,50,51  
Jones, C. J. \_\_\_\_\_ 2001,02  
Jones, Cal \_\_\_\_\_ 1953,54,55  
Jones, Charlie \_\_\_\_\_ 1981  
Jones, Jamar \_\_\_\_\_ 1992,93  
Jones, Kenny \_\_\_\_\_ 1991  
Jones, Mike \_\_\_\_\_ 2003,04,05,06  
Jones, Nyle \_\_\_\_\_ 1901,03,04  
Jorden, R. E. \_\_\_\_\_ 1904  
Joseph, Straun \_\_\_\_\_ 1981

**-K-**

Kadesky, Max \_\_\_\_\_ 1920,21,22  
Kaeding, Nate \_\_\_\_\_ 2000,01,02,03  
Kahl, Kent \_\_\_\_\_ 1993,94  
Kaiser, Jim \_\_\_\_\_ 1970,71,72  
Kaisershot, Quentin \_\_\_\_\_ 1947,49  
Kampman, Aaron \_\_\_\_\_ 1998,99,2000,01  
Kane, Roger \_\_\_\_\_ 1942,46  
Kanellis, Alex \_\_\_\_\_ 2005,06  
Kanellis, Eldan \_\_\_\_\_ 1955  
Karras, Alex \_\_\_\_\_ 1956,57  
Karras, Paul \_\_\_\_\_ 1958  
Kasapis, Gus \_\_\_\_\_ 1961,62,63  
Kasper, Kevin \_\_\_\_\_ 1998,99,2000  
Katz, Ralph \_\_\_\_\_ 1944,45  
Kaufmann, Robert \_\_\_\_\_ 1919,20  
Kay, William \_\_\_\_\_ 1945,46,47,48  
Keane, James \_\_\_\_\_ 1942

Kelley, James \_\_\_\_\_ 1934,35,38  
Kellogg, Don \_\_\_\_\_ 1983,84  
Kelly, Leo \_\_\_\_\_ 1916,17  
Kelly, William \_\_\_\_\_ 1937  
Kelly, William F. \_\_\_\_\_ 1897  
Kelly William S. \_\_\_\_\_ 1918,19,20  
Kelso, Jack \_\_\_\_\_ 1944,47  
Kemp, Paul \_\_\_\_\_ 1952,53  
Kennedy, Rick \_\_\_\_\_ 1992  
Kent, Ed \_\_\_\_\_ 1983  
Kent, Maurice \_\_\_\_\_ 1904,05,06  
Kepler, Richard \_\_\_\_\_ 1894,95  
Keppy, Myron \_\_\_\_\_ 1986,87  
Kerkhoff, Jared \_\_\_\_\_ 1998  
Kersten, William \_\_\_\_\_ 1944,51  
Kerwick, Joseph \_\_\_\_\_ 1914,15  
Kesselring, Kyle \_\_\_\_\_ 2005  
Killbreath, James \_\_\_\_\_ 1965  
Kimber, Lloyd \_\_\_\_\_ 1987  
Kimble, Dalton \_\_\_\_\_ 1964,65  
King, Cliff \_\_\_\_\_ 1991,92,93  
King, Desmond \_\_\_\_\_ 2013  
King, Louis Jr. \_\_\_\_\_ 1946,47  
King, Lou \_\_\_\_\_ 1978,79,80,81  
King, Mitch \_\_\_\_\_ 2005,06,07,08  
Kinnick, Nile \_\_\_\_\_ 1937,38,39  
Kirk, Archie \_\_\_\_\_ 1912,13,14  
Kirk, Carrol \_\_\_\_\_ 1906,07,08  
Kirkland, Tommy \_\_\_\_\_ 1972  
Kirksey, Christian \_\_\_\_\_ 2010,11,12,13  
Kittle, Bruce \_\_\_\_\_ 1977,78,79,81  
Kittle, George \_\_\_\_\_ 2013  
Klein, Aron \_\_\_\_\_ 1995,96,97,98  
Klein, Richard \_\_\_\_\_ 1956,57  
Klimczak, Mike \_\_\_\_\_ 1974,75  
Kline, John \_\_\_\_\_ 1991,92,93  
Klingenberg, Theodore \_\_\_\_\_ 1897  
Klinkenborg, Mike \_\_\_\_\_ 2004,05,06,07  
Kloewer, Delmar \_\_\_\_\_ 1956,57  
Klug, Karl \_\_\_\_\_ 2008,09,10  
Klumpar, Emil \_\_\_\_\_ 1936,37  
Knapp, David \_\_\_\_\_ 1890  
Knapp, Karl \_\_\_\_\_ 1904  
Knight, Tom \_\_\_\_\_ 1992,94,95,96  
Knipper, Chris \_\_\_\_\_ 1995,96,97  
Knotts, Melvin \_\_\_\_\_ 1957  
Knowlton, Will \_\_\_\_\_ 1906,07  
Knutson, Thomas \_\_\_\_\_ 1964,65,66  
Koeppel, Jeff \_\_\_\_\_ 1986,87,88,89  
Koeppel, Josh \_\_\_\_\_ 2008,09,10  
Kokolus, Harry \_\_\_\_\_ 1971,72,73  
Kooiker, Aaron \_\_\_\_\_ 1993,94,95  
Koranda, Shawn \_\_\_\_\_ 2000  
Kornbrath, Connor \_\_\_\_\_ 2012,13  
Kostrubala, Gary \_\_\_\_\_ 1984,85,86  
Kouba, Lumir \_\_\_\_\_ 1932  
Kraguski, Paul \_\_\_\_\_ 1923,24,25  
Kramer, Jeff \_\_\_\_\_ 1997,98  
Kratch, Bob \_\_\_\_\_ 1985,86,87,88  
Krause, Paul \_\_\_\_\_ 1961,62,63  
Kreamer, Robert \_\_\_\_\_ 1962  
Kreider, Andy \_\_\_\_\_ 1992,93  
Kreiter, Casey \_\_\_\_\_ 2011,12,13  
Kresensky, Walter \_\_\_\_\_ 1909  
Kress, George \_\_\_\_\_ 1953,55,56  
Krga, Robert \_\_\_\_\_ 1966  
Krieger Coble, Henry \_\_\_\_\_ 2012,13  
Kriehner, Herman \_\_\_\_\_ 1977,78  
Krill, William \_\_\_\_\_ 1965  
Kriz, Frank \_\_\_\_\_ 1917  
Kriz, Jerome \_\_\_\_\_ 1931  
Kriz, Leo \_\_\_\_\_ 1921,22,23

Kroemer, Mike \_\_\_\_\_ 1990  
Kroul, Matt \_\_\_\_\_ 2005,06,07,08  
Krull, Dave \_\_\_\_\_ 1969  
Kuchel, Nick \_\_\_\_\_ 2009,10  
Kuempel, Andy \_\_\_\_\_ 2008,09  
Kuhn, Marvin \_\_\_\_\_ 1934  
Kujawa, Paul \_\_\_\_\_ 1989,90,91,92  
Kutsch, Nicholas \_\_\_\_\_ 1925,26

**-L-**

Laaveg, Paul \_\_\_\_\_ 1967,68,69  
Lack, Will \_\_\_\_\_ 2002  
Ladick, Gary \_\_\_\_\_ 1974,75  
LaFleur, Dan \_\_\_\_\_ 1972,73,74  
LaFleur, Jon \_\_\_\_\_ 1994,95,96,97  
Lage, Robert \_\_\_\_\_ 1949,50,51  
Lagomarcino, James \_\_\_\_\_ 1944  
Lagota, John \_\_\_\_\_ 1965  
Lamb, Bush \_\_\_\_\_ 1935,36,37  
Lamerton, William \_\_\_\_\_ 1897  
Lamot, Roger \_\_\_\_\_ 1965,66  
Lampkin, Marvin \_\_\_\_\_ 1990,91,92  
Lane, Coleman \_\_\_\_\_ 1968  
Lange, Bill \_\_\_\_\_ 1990,92,93  
Lange, J. P. \_\_\_\_\_ 1995,96,97  
Langston, Jeff \_\_\_\_\_ 1956,58,59  
Lannon, Robert \_\_\_\_\_ 1935,36,37  
Lapham, William \_\_\_\_\_ 1957,58,59  
Larrabee, William \_\_\_\_\_ 1891,92  
Larsen, Blake \_\_\_\_\_ 2004  
Larsen, Gary \_\_\_\_\_ 1965,66,67  
Larson, Howard \_\_\_\_\_ 1943  
Laster, Richard \_\_\_\_\_ 1946,47,48,49  
Latta, George \_\_\_\_\_ 1961,62,63  
Laufenberg, Doug \_\_\_\_\_ 1992,93  
Laun, Charles \_\_\_\_\_ 1915,16,17  
Lauterbach, Robert \_\_\_\_\_ 1942  
Lavery, Michael \_\_\_\_\_ 1966,67  
Lawrence, James \_\_\_\_\_ 1946,47  
Lawrence, Larry \_\_\_\_\_ 1968,69  
Law, Nico \_\_\_\_\_ 2011,12,13  
Laws, Joe \_\_\_\_\_ 1931,32,33  
Lawson, Bobby \_\_\_\_\_ 1976  
Lawson, Bud \_\_\_\_\_ 1952,53,54  
Lazar, Jon \_\_\_\_\_ 1975,76,77,78  
Lee, Charles \_\_\_\_\_ 1958,59,60  
Lee, J. F. \_\_\_\_\_ 1904  
Lee, Phil \_\_\_\_\_ 1992  
Lees, Paul \_\_\_\_\_ 1959  
Legler, Charles \_\_\_\_\_ 1968,70  
Leighton, Kalita \_\_\_\_\_ 1894,95,96  
Leinbaugh, Lyle \_\_\_\_\_ 1952,53  
Leppert, Wade \_\_\_\_\_ 2008,09  
Leonard, Aaron \_\_\_\_\_ 1976,77  
Leshyn, John \_\_\_\_\_ 1958  
Levelis, Joe \_\_\_\_\_ 1981,82,83  
Lewis, Edward \_\_\_\_\_ 1889  
Lewis, Farley \_\_\_\_\_ 1965  
Lewis, George \_\_\_\_\_ 2000,01,02,04  
Lewis, Jermelle \_\_\_\_\_ 2002,03,04  
Lewis, Mac \_\_\_\_\_ 1956,57,58  
Leytze, Rudolph \_\_\_\_\_ 1934,35  
LeZotte, Robert \_\_\_\_\_ 1962,64  
Liddy, Robert \_\_\_\_\_ 1942,43,46  
Liggett, Eugene \_\_\_\_\_ 1935,36  
Lightfoot, Andrew \_\_\_\_\_ 1999,2000,01,02  
Linebarger, Tom \_\_\_\_\_ 1980  
Lindenmeyer, Fred \_\_\_\_\_ 1936,37  
Lindsey, Edwin \_\_\_\_\_ 1951,52,53  
Link, Dave \_\_\_\_\_ 1970  
Littig, Victor \_\_\_\_\_ 1893,94  
Little, Ernest \_\_\_\_\_ 1900  
Little, George \_\_\_\_\_ 1981,82,83,84

Locke, Gordon \_\_\_\_\_ 1920,21,22  
Loehlein, Harold \_\_\_\_\_ 1945  
Loftin, Ryan \_\_\_\_\_ 1996,97,98  
Lohman, Fred \_\_\_\_\_ 1918,19  
Lomax, Jordan \_\_\_\_\_ 2011,13  
Long, Chuck \_\_\_\_\_ 1982,83,84,85  
Long, David \_\_\_\_\_ 1963,64,65  
Long, Jerry \_\_\_\_\_ 1949,50  
Long, Pat \_\_\_\_\_ 1971  
Longley, Earl \_\_\_\_\_ 1920  
Longley, Robert \_\_\_\_\_ 1947,48,49  
Lopos, Mike \_\_\_\_\_ 1974  
Loufek, Robert \_\_\_\_\_ 1931,32  
Love Jordan, J. C. \_\_\_\_\_ 1980,82,83,84  
Lowdermilk, John \_\_\_\_\_ 2011,12,13  
Lowe, William \_\_\_\_\_ 2009,10  
Lowery, B. J. \_\_\_\_\_ 2010,11,12,13  
Luebcke, Henry \_\_\_\_\_ 1938,39,40  
Luebke, Tyler \_\_\_\_\_ 2003,04  
Lund, Ira \_\_\_\_\_ 1945  
Lutz, Richard \_\_\_\_\_ 1970,71  
Lynch, Lorin \_\_\_\_\_ 1970,71  
Lyon, Lynn \_\_\_\_\_ 1961,62

**-M-**

Mackey, Chris \_\_\_\_\_ 1977  
MacMillan, Nolan \_\_\_\_\_ 2010,12,13  
Macy, Clarence \_\_\_\_\_ 1901  
Mady, Hal \_\_\_\_\_ 1992,93,94  
Magnussen, Marcus \_\_\_\_\_ 1929,32  
Maher, John \_\_\_\_\_ 1940,41  
Mahmens, Mark \_\_\_\_\_ 1977,78,79  
Maine, Ernest \_\_\_\_\_ 1895  
Majorus, Ryan \_\_\_\_\_ 2003,04,05,06  
Major, Phillip \_\_\_\_\_ 1965,66,67  
Malmer, Clark \_\_\_\_\_ 1971  
Malone, Jerry \_\_\_\_\_ 1984  
Manders, Mark \_\_\_\_\_ 1958,59,60  
Manning, Ray \_\_\_\_\_ 1968,69,70  
Manson, Jason \_\_\_\_\_ 2005,06  
Mannino, Alfred \_\_\_\_\_ 1942  
Marchese, John \_\_\_\_\_ 1985  
Marciano, Peter \_\_\_\_\_ 1986,87,88,89  
Maresh, George \_\_\_\_\_ 1901  
Marsh, Rick \_\_\_\_\_ 1973,75  
Marshall, Ed \_\_\_\_\_ 1989  
Martens, Mike \_\_\_\_\_ 1991  
Martin, Dennis \_\_\_\_\_ 1980  
Martin, Richard \_\_\_\_\_ 1943  
Martin-Manley, Kevonte \_\_\_\_\_ 2011,12,13  
Masden, Howard \_\_\_\_\_ 1932  
Mason, Wayne \_\_\_\_\_ 1935,36  
Massaquoi, Siaka \_\_\_\_\_ 2000,01  
Masterson, Forrest \_\_\_\_\_ 1942,44  
Mastrogany, Nick \_\_\_\_\_ 1929,30  
Matheson, Eldean \_\_\_\_\_ 1953,54,55  
Matson, Gordon \_\_\_\_\_ 1934,36  
Matter, Dan \_\_\_\_\_ 1975,76  
Mattingly, Dave \_\_\_\_\_ 1977  
Mattison, Bryan \_\_\_\_\_ 2004,05,06,07  
Matykiewicz, Louis \_\_\_\_\_ 1952,53,54  
Mauren, Gerald \_\_\_\_\_ 1959,60  
Mauro, Jim \_\_\_\_\_ 1985,86,87  
Mayer, Mike \_\_\_\_\_ 1975,76,77,78  
Mayhan, Dave \_\_\_\_\_ 1978,79,80,81  
Mazzeri, Marc \_\_\_\_\_ 1986,87,88  
McBride, Daniel \_\_\_\_\_ 1952  
McCann, Kyle \_\_\_\_\_ 1998,99,2000,01  
McCarney, Dan \_\_\_\_\_ 1972,73,74  
McCarron, Riley \_\_\_\_\_ 2013  
McCarty, Paul \_\_\_\_\_ 1982,83  
McCormick, Ryan \_\_\_\_\_ 1997,98,99  
McCullouch, Brian \_\_\_\_\_ 1993,94

McCutchen, William \_\_\_\_\_ 1965,66  
 McDonald, Daniel \_\_\_\_\_ 1968,69,70  
 McDonnell, Jack \_\_\_\_\_ 1948  
 McDowell, Floyd \_\_\_\_\_ 1934,35  
 McDowell, Ivory \_\_\_\_\_ 1963, 64  
 McDowell, Larry \_\_\_\_\_ 1964,65,66  
 McDowell, Layne \_\_\_\_\_ 1968,69,70  
 McEniry, Matthew \_\_\_\_\_ 1890  
 McFadden, William \_\_\_\_\_ 1906  
 McGinnis, Ralph \_\_\_\_\_ 1911,12,13  
 McGrath, Gavin \_\_\_\_\_ 2007,08  
 McGowan, Kirk \_\_\_\_\_ 1989  
 McGowen, Earle \_\_\_\_\_ 1903,04,05  
 McGuire, James \_\_\_\_\_ 1964  
 McGwire, Dan \_\_\_\_\_ 1987  
 McHugh, James \_\_\_\_\_ 1966  
 McIntyre, Scott \_\_\_\_\_ 1922,23  
 McKee, Howard \_\_\_\_\_ 1915,16  
 McKenzie, Robert \_\_\_\_\_ 1947,48,49  
 McKillip, Dean \_\_\_\_\_ 1978,79,80  
 McKinley, Michael \_\_\_\_\_ 1894  
 McKinney, Jeremy \_\_\_\_\_ 1994,95,96,97  
 McKinnie, Silas \_\_\_\_\_ 1965,66,67  
 McKinstrey, James \_\_\_\_\_ 1946  
 McLain, Edwin \_\_\_\_\_ 1937,38,39  
 McLain, Mayes \_\_\_\_\_ 1928  
 McLaughlin, Aaron \_\_\_\_\_ 1993  
 McLaughlin, Greg \_\_\_\_\_ 1997,2000  
 McLaughlin, Jordan \_\_\_\_\_ 2007,08  
 McLaughlin, Russell \_\_\_\_\_ 1944  
 McLaughlin, Tom \_\_\_\_\_ 1974,75,76,77  
 McLaurin, Marqueas \_\_\_\_\_ 2000,01  
 McMahan, Peter \_\_\_\_\_ 2001,02,03,04  
 McManus, Greg \_\_\_\_\_ 1968  
 McMillan, Casey \_\_\_\_\_ 2012  
 McNeil, Harry \_\_\_\_\_ 1896  
 McNulty, Jim \_\_\_\_\_ 1973,74,75,76  
 McNutt, Jr., Marvin \_\_\_\_\_ 2009,10,11  
 McQuiston, Earl \_\_\_\_\_ 1960,61,62  
 Mead, Chester \_\_\_\_\_ 1920,21,22  
 Meade, Travis \_\_\_\_\_ 2007,09  
 Meek, Kenneth \_\_\_\_\_ 1954  
 Meggers, Frank \_\_\_\_\_ 1898,99  
 Meidlinger, Brian \_\_\_\_\_ 2003  
 Meier, Nathan \_\_\_\_\_ 2013  
 Meister, Melvin \_\_\_\_\_ 1897  
 Melendez, Marcos \_\_\_\_\_ 1968,70  
 Melloy, Matt \_\_\_\_\_ 2003,04,05  
 Meloy, Charles \_\_\_\_\_ 1911,12  
 Meltzer, Sam \_\_\_\_\_ 1931  
 Mendenhall, Leland \_\_\_\_\_ 1916  
 Mendenhall, Otho \_\_\_\_\_ 1915  
 Menzel, Bruce \_\_\_\_\_ 1992  
 Merrick, Miguel \_\_\_\_\_ 2003,04,05,06  
 Merten, Francis \_\_\_\_\_ 1931  
 Mertes, Bus \_\_\_\_\_ 1941  
 Merz, Curt \_\_\_\_\_ 1957,58,59  
 Meskimen, Jon \_\_\_\_\_ 1967,68,69  
 Meyer, Mike \_\_\_\_\_ 2010,11,12,13  
 Meyer, Richard \_\_\_\_\_ 1948,50  
 Meyer, Roger \_\_\_\_\_ 1998,99,2000,01  
 Meyers, Joseph \_\_\_\_\_ 1896,97  
 Michel, Phil \_\_\_\_\_ 1978,80  
 Michelosen, Geoff \_\_\_\_\_ 1969,70,71  
 Michelosen, Jock \_\_\_\_\_ 1972,73,74  
 Mickelson, John \_\_\_\_\_ 2002  
 Mickens, Aaron \_\_\_\_\_ 2001,02,04  
 Middleton, G. M. \_\_\_\_\_ 1897  
 Middleton, Pete \_\_\_\_\_ 1990  
 Mielke, Ernest \_\_\_\_\_ 1958,59  
 Milani, James \_\_\_\_\_ 1952  
 Miles, Edmond \_\_\_\_\_ 2003,04,05,06  
 Miller, Allan \_\_\_\_\_ 1958,59

Miller, Brett \_\_\_\_\_ 1981,82  
 Miller, Chris \_\_\_\_\_ 1996  
 Miller, Craig \_\_\_\_\_ 1968  
 Miller, Doug \_\_\_\_\_ 1997,98,99  
 Miller, Glenn \_\_\_\_\_ 1921,22,23  
 Miller, Henry \_\_\_\_\_ 1941  
 Miller, James \_\_\_\_\_ 1968,69,70  
 Miller, John \_\_\_\_\_ 1932  
 Miller, Leo \_\_\_\_\_ 1963,65  
 Miller, Mike \_\_\_\_\_ 1988,89,90  
 Miller, Robert \_\_\_\_\_ 1944  
 Miller, Scott \_\_\_\_\_ 1966,67,68  
 Miller, Skip \_\_\_\_\_ 1998  
 Miller, Tanner \_\_\_\_\_ 2010,11,12,13  
 Millett, George \_\_\_\_\_ 1982,83,85  
 Minick, Paul \_\_\_\_\_ 1920,21,22  
 Mitchell, Devon \_\_\_\_\_ 1982,83,84,85  
 Mitchell, Levi \_\_\_\_\_ 1969,70,71  
 Mitchell, Mark \_\_\_\_\_ 1994,95,96  
 Mitchell, Robert \_\_\_\_\_ 1964  
 Mix, Royce \_\_\_\_\_ 1972,73  
 Mockmore, Charles \_\_\_\_\_ 1918,19  
 Moeaki, Tony \_\_\_\_\_ 2005,06,07,09  
 Moffitt, Howard \_\_\_\_\_ 1931,32  
 Mohrbacher, Stanley \_\_\_\_\_ 1943,44  
 Molinaro, Ryan \_\_\_\_\_ 2002  
 Molini, Jim \_\_\_\_\_ 1976,77,78,79  
 Mollet, Gene \_\_\_\_\_ 1975  
 Monroe, Gordon \_\_\_\_\_ 1966  
 Montgomery, Jerry \_\_\_\_\_ 1998,99,2000,01  
 Montgomery, Lew \_\_\_\_\_ 1989,90,91,92  
 Montgomery, Marcus \_\_\_\_\_ 1995  
 Moore, Dean \_\_\_\_\_ 1975,76,77  
 Moore, Fred \_\_\_\_\_ 1904,05  
 Moore, Joseph \_\_\_\_\_ 1940  
 Moore, Robert \_\_\_\_\_ 1934  
 Moore, Robert H. \_\_\_\_\_ 1927,28  
 Moore, Thomas \_\_\_\_\_ 1959,60  
 Moore, Thomas W. \_\_\_\_\_ 1931,32,33  
 Moran, Terrance \_\_\_\_\_ 1953,54  
 Moreland, David \_\_\_\_\_ 1964,65,66  
 Moritz, Dave \_\_\_\_\_ 1981,82,83  
 Morris, James \_\_\_\_\_ 2010,11,12,13  
 Morris, Melvin \_\_\_\_\_ 1967,68,69  
 Morrissey, Ed \_\_\_\_\_ 1972,73  
 Morrow, Diauntae \_\_\_\_\_ 2008  
 Morscheiser, John \_\_\_\_\_ 2002  
 Morse, Brett \_\_\_\_\_ 2007,08,09,10  
 Morton, Ray \_\_\_\_\_ 1898,99,1900  
 Morton, Rod \_\_\_\_\_ 1977,78,79  
 Moses, Dezman \_\_\_\_\_ 2007  
 Moses, James \_\_\_\_\_ 1964,65  
 Mosley, Dennis \_\_\_\_\_ 1976,77,78,79  
 Mosley, Eugene \_\_\_\_\_ 1959,60  
 Moss, David \_\_\_\_\_ 1965  
 Mossbrucker, Trent \_\_\_\_\_ 2008,12  
 Mott, Joe \_\_\_\_\_ 1985,86,87,88  
 Moylan, Devan \_\_\_\_\_ 2004,05,06,07  
 Mulherin, Mick \_\_\_\_\_ 1992,93,94,95  
 Mullen, Scott \_\_\_\_\_ 1998,99,2000  
 Muller, John \_\_\_\_\_ 1969,70,72  
 Mulligan, Terry \_\_\_\_\_ 1964,65,66  
 Mullins, Michael \_\_\_\_\_ 1965  
 Murphy, Bernard \_\_\_\_\_ 1904,05,07  
 Murphy, Dave \_\_\_\_\_ 1985,86  
 Murphy, George \_\_\_\_\_ 1986,87,88,89  
 Murphy, James Jr. \_\_\_\_\_ 1938,39,40  
 Murphy, James Sr. \_\_\_\_\_ 1909,10,11  
 Murphy, Jayme \_\_\_\_\_ 2007,08,09  
 Murray, Daniel \_\_\_\_\_ 2007,08,09,10  
 Myers, Brandon \_\_\_\_\_ 2005,06,07,08  
 Myers, Dennis \_\_\_\_\_ 1927,28,29  
 Myers, Ed \_\_\_\_\_ 1973,74  
 Myers, Harl \_\_\_\_\_ 1892,93

**-N-**

Naber, Mearl \_\_\_\_\_ 1948,49  
 Nardo, Tom \_\_\_\_\_ 2011  
 Narinskiy, Anton \_\_\_\_\_ 2007,08  
 Narum, Carl \_\_\_\_\_ 1905  
 Nead, Wilbur \_\_\_\_\_ 1937,38  
 Neal, Fred \_\_\_\_\_ 1890  
 Neidig, Milo \_\_\_\_\_ 1910  
 Nelson, Bruce \_\_\_\_\_ 1999,2000,01,02  
 Nelson, Donald \_\_\_\_\_ 1934,35,36  
 Nelson, Doug \_\_\_\_\_ 1972  
 Nelson, Emerson \_\_\_\_\_ 1925,26,27  
 Nelson, Irving \_\_\_\_\_ 1928,29  
 Nelson, Jeff \_\_\_\_\_ 1990,91,92  
 Nelson, Jerry \_\_\_\_\_ 1969,70,72  
 Nelson, Mark \_\_\_\_\_ 1971  
 Nelson, Elmo \_\_\_\_\_ 1930,31  
 Nemmers, Brett \_\_\_\_\_ 1994  
 Neubauer, Matt \_\_\_\_\_ 2003  
 Neuman, Scott \_\_\_\_\_ 1989  
 Newland, Jeffrey \_\_\_\_\_ 1966,67  
 Ney, John \_\_\_\_\_ 1910,11  
 Nichol, Tom \_\_\_\_\_ 1981,82,83,84  
 Niedbala, William \_\_\_\_\_ 1962,63  
 Niedziela, Bruno \_\_\_\_\_ 1942,46  
 Nielsen, Nick \_\_\_\_\_ 2010,11,12  
 Nielsen, Tyler \_\_\_\_\_ 2008,09,10,11  
 Niland, John \_\_\_\_\_ 1963,64,65  
 Niles, Jerry \_\_\_\_\_ 1938,45  
 Noard, Galen \_\_\_\_\_ 1967,68  
 Noble, Dudley \_\_\_\_\_ 1950,51  
 Nocera, John \_\_\_\_\_ 1956,57,58  
 Noonan, Karl \_\_\_\_\_ 1963,64,65  
 Nordman, Gerald \_\_\_\_\_ 1949,51  
 Nordmann, Don \_\_\_\_\_ 2010  
 Norgaard, Jens \_\_\_\_\_ 1938,39  
 Norton, Donald \_\_\_\_\_ 1957,58,59  
 Norvell, Jay \_\_\_\_\_ 1985  
 Nourse, Craig \_\_\_\_\_ 1964  
 Novack, Gerald \_\_\_\_\_ 1958,59  
 Nugent, Clement \_\_\_\_\_ 1922  
 Nubent, Lee \_\_\_\_\_ 1917

**-O-**

Oakes, Dave \_\_\_\_\_ 1978,79,80,81  
 Oberland, Jared \_\_\_\_\_ 2008  
 O'Brien, Kelly \_\_\_\_\_ 1981,82,84,85  
 O'Brien, Willis \_\_\_\_\_ 1909,10,11  
 Ochiltree, H. E. \_\_\_\_\_ 1902  
 Ochoa, Ramon \_\_\_\_\_ 2002,03  
 Odems, Demo \_\_\_\_\_ 1993,94,95,96  
 O'Donnell, Jerry \_\_\_\_\_ 1965,66  
 Ogiedo, Mitchell \_\_\_\_\_ 1958  
 O'Hara, Richard \_\_\_\_\_ 1964,65  
 O'Hare, Cody \_\_\_\_\_ 1998,99,2000,01  
 Olejniczak, Jason \_\_\_\_\_ 1990,91,92,93  
 Olejniczak, Lon \_\_\_\_\_ 1979,80,82,83  
 Oliver, Chris \_\_\_\_\_ 1998,99,2000,01  
 Olsen, Seth \_\_\_\_\_ 2005,06,07,08  
 Olson, Forrest \_\_\_\_\_ 1923,24,26  
 Olson, Glenn \_\_\_\_\_ 1936,37,38  
 Olszta, Daniel \_\_\_\_\_ 2005,06,07  
 O'Meara, Paki \_\_\_\_\_ 2007,08,09,10  
 O'Neal, Charles \_\_\_\_\_ 1926,27  
 Oostendorp, John \_\_\_\_\_ 1992  
 Orne, Woody \_\_\_\_\_ 2011  
 Ortlieb, Jon \_\_\_\_\_ 1994,95,96  
 Osby, Don \_\_\_\_\_ 1969,70,71  
 Osmaloski, Ted \_\_\_\_\_ 1934,35,36  
 Ott, Drew \_\_\_\_\_ 2013  
 Otte, M. Lowell \_\_\_\_\_ 1922,23,24  
 Otto, J. Robert \_\_\_\_\_ 1941  
 Ousley, Bobby \_\_\_\_\_ 1972,74

**-P-**

Pace, Mario \_\_\_\_\_ 1976,77,78,79  
 Page, Bernard \_\_\_\_\_ 1932,33,34  
 Pagel, Derek \_\_\_\_\_ 1999,2000,01,02  
 Palladino, Sam \_\_\_\_\_ 1976,77,78,79  
 Palmer, Bart \_\_\_\_\_ 1999  
 Palmer, Chris \_\_\_\_\_ 1992,93  
 Palmer, George \_\_\_\_\_ 1952  
 Palmer, John \_\_\_\_\_ 1987,88,89  
 Pape, Oran \_\_\_\_\_ 1928,29  
 Paquette, Peter \_\_\_\_\_ 1966,67  
 Parker, Guerdon \_\_\_\_\_ 1919,20,21  
 Parker, William \_\_\_\_\_ 1940,41,42  
 Parkin, Leland \_\_\_\_\_ 1922,23,24  
 Parleman, Stanford \_\_\_\_\_ 1973  
 Parsons, Charles \_\_\_\_\_ 1912,13,14  
 Parsons, Lawrence \_\_\_\_\_ 1932  
 Paschal, Marcus \_\_\_\_\_ 2003,04,05,06  
 Patterson, Cornelius \_\_\_\_\_ 1966,67  
 Patyk, John \_\_\_\_\_ 1977  
 Paulsen, Joseph \_\_\_\_\_ 1948,49,50  
 Paulson, Steve \_\_\_\_\_ 1972  
 Payne, O. J. \_\_\_\_\_ 2002  
 Pedersen, Jim \_\_\_\_\_ 1969  
 Pekar, Jim \_\_\_\_\_ 1980,81  
 Peiffer, Warren \_\_\_\_\_ 1972,73,75  
 Pellegrino, Orlando \_\_\_\_\_ 1956  
 Pence, Lawrence \_\_\_\_\_ 1898  
 Penaluna, Robert \_\_\_\_\_ 1941,42  
 Penney, Rick \_\_\_\_\_ 1972,73,75  
 Penney, Steve \_\_\_\_\_ 1969,70,71  
 Penningroth, Walter \_\_\_\_\_ 1911,13  
 Perkins, William \_\_\_\_\_ 1960,61,62  
 Perrin, Delbert \_\_\_\_\_ 1940,50  
 Perrine, James \_\_\_\_\_ 1908  
 Perry, Dayton \_\_\_\_\_ 1960,61,62  
 Perry, Travis \_\_\_\_\_ 2012,13  
 Person, George \_\_\_\_\_ 1978  
 Person, Nate \_\_\_\_\_ 1979,80  
 Petersen, Ronald \_\_\_\_\_ 1949,50,51  
 Petersen, Ross \_\_\_\_\_ 2007,10  
 Peterson, Frank \_\_\_\_\_ 1917  
 Peterson, Hap \_\_\_\_\_ 1982,83,84,85  
 Peterson, Tariq \_\_\_\_\_ 1997,98,99  
 Petrzela, Matt \_\_\_\_\_ 1977,78,79,80  
 Pettit, Kenneth \_\_\_\_\_ 1938,39,40  
 Phillips, Cy \_\_\_\_\_ 2005  
 Phillips, Eddie \_\_\_\_\_ 1980,81,82,83  
 Phillips, Mark \_\_\_\_\_ 1974,75  
 Phillips, Michael \_\_\_\_\_ 1967,68  
 Phillips, Robert A. \_\_\_\_\_ 1951,52,53  
 Phillips, Robert \_\_\_\_\_ 1946,47,48  
 Pickens, Derrick \_\_\_\_\_ 2000,01  
 Pierce, Charles \_\_\_\_\_ 1956,57  
 Pierce, Frank \_\_\_\_\_ 1889,90,91  
 Pignatelli, Carl \_\_\_\_\_ 1927,29  
 Pipkins, James \_\_\_\_\_ 1987,88  
 Piro, Doug \_\_\_\_\_ 1976  
 Plate, Scott \_\_\_\_\_ 1990,91,92,93  
 Plewa, Macon \_\_\_\_\_ 2013  
 Ploen, Ken \_\_\_\_\_ 1954,55,56  
 Podolak, Charles \_\_\_\_\_ 1970,71  
 Podolak, Ed \_\_\_\_\_ 1966,67,68  
 Poholsky, Tom \_\_\_\_\_ 1986,87,88,89  
 Polite, Eddie \_\_\_\_\_ 1984  
 Pollio, Henry \_\_\_\_\_ 2000  
 Polly, Ed \_\_\_\_\_ 1988,89,90,91  
 Poluga, Cheter \_\_\_\_\_ 1938  
 Porter, Bo \_\_\_\_\_ 1992,93,94  
 Porter, David \_\_\_\_\_ 2000,01,02  
 Pospisil, Scott \_\_\_\_\_ 1999  
 Postler, Austin \_\_\_\_\_ 2008



Postler, Paul \_\_\_\_\_ 1978,79,80,81  
Powell, Damond \_\_\_\_\_ 2013  
Powell, William \_\_\_\_\_ 1968  
Powers, Howard \_\_\_\_\_ 1895  
Powers, Milton \_\_\_\_\_ 1889,90  
Poynton, Jim \_\_\_\_\_ 1987,88,89  
Prasse, Erwin \_\_\_\_\_ 1937,38,39  
Prater, Shaun \_\_\_\_\_ 2008,09,10,11  
Prescott, Robert \_\_\_\_\_ 1956,57,58  
Price, Derek \_\_\_\_\_ 1994,95  
Price, Ken \_\_\_\_\_ 1968,70  
Pritchard, Irving \_\_\_\_\_ 1893  
Pryor, Richard \_\_\_\_\_ 1984,85,86  
Pryor, Shalor \_\_\_\_\_ 1997  
Pryor, Terrance \_\_\_\_\_ 2011  
Pugh, Jevon \_\_\_\_\_ 2007  
Puk, J. J. \_\_\_\_\_ 1986,87  
Pudder, Emery \_\_\_\_\_ 1960,61  
Purdy, Matt \_\_\_\_\_ 1992,93,94,95  
Pyles, Arthur \_\_\_\_\_ 1917,19

**-Q-**

Quartaro, Nick \_\_\_\_\_ 1974,75,76  
Quast, Brad \_\_\_\_\_ 1986,87,88,89  
Quest, Matt \_\_\_\_\_ 1992,93

**-R-**

Radloff, Fred \_\_\_\_\_ 1932,33,34  
Raih, David \_\_\_\_\_ 2002  
Raitt, Travis \_\_\_\_\_ 1998  
Randolph, Alvin \_\_\_\_\_ 1964,65  
Rath, Gordon \_\_\_\_\_ 1920  
Rathke, Scott \_\_\_\_\_ 2001  
Reardon, Bill \_\_\_\_\_ 1993,94,95,96  
Reardon, Jerry \_\_\_\_\_ 1970,71,72  
Reardon, Kerry \_\_\_\_\_ 1968,69,70  
Recher, David \_\_\_\_\_ 1962,63,64  
Redman, Matt \_\_\_\_\_ 1997  
Reed, Ronald \_\_\_\_\_ 1916,17,18  
Reedquist, Lawrence \_\_\_\_\_ 1928,29  
Rees, Bob \_\_\_\_\_ 1990,91,92  
Reichardt, Doug \_\_\_\_\_ 1974,75  
Reichardt, Bill \_\_\_\_\_ 1949,50,51  
Riechow, Garett \_\_\_\_\_ 1953,54,55  
Reichow, William \_\_\_\_\_ 1954,55  
Reid, Brad \_\_\_\_\_ 1977,78,79  
Reiff, Riley \_\_\_\_\_ 2009,10,11  
Reilly, Jim \_\_\_\_\_ 1985,86,87,88  
Reilly, Mike \_\_\_\_\_ 1961,62,63  
Reinhardt, Franklin \_\_\_\_\_ 1965  
Reiners, Randy \_\_\_\_\_ 1997,98,99  
Reischl, Matt \_\_\_\_\_ 1995,96,97,98  
Reisen, Jacob \_\_\_\_\_ 2012  
Reisner, Allen \_\_\_\_\_ 2007,08,09,10  
Reister, Harold \_\_\_\_\_ 1951,52  
Renn, Tom \_\_\_\_\_ 1976,77,79  
Repass, Maurice \_\_\_\_\_ 1910  
Restelli, William \_\_\_\_\_ 1964,65  
Revak, Tom \_\_\_\_\_ 2003  
Reynolds, Robert \_\_\_\_\_ 1947  
Ricciardulli, Tony \_\_\_\_\_ 1980  
Rice, George \_\_\_\_\_ 1951,52,53  
Rice, Harry \_\_\_\_\_ 1925,26  
Rich, Fred \_\_\_\_\_ 1974  
Richards, Joe \_\_\_\_\_ 1933,34  
Richardson, Burt \_\_\_\_\_ 1991  
Richardson, Dace \_\_\_\_\_ 2005,06,09  
Rickards, Robbertto \_\_\_\_\_ 1999,2000  
Riddle, Fred \_\_\_\_\_ 1962,63  
Ridley, Sean \_\_\_\_\_ 1987  
Rigg, George \_\_\_\_\_ 1892  
Rigney, Frank \_\_\_\_\_ 1955,56,57  
Rigtrup, Keith \_\_\_\_\_ 1997

Riley, Donald \_\_\_\_\_ 1949,50,51  
Riley, Tom \_\_\_\_\_ 1980  
Rinderknecht, Reed \_\_\_\_\_ 1991  
Ringer, William \_\_\_\_\_ 1960  
Ritchie, Joe \_\_\_\_\_ 1971  
Roberson, Ernie \_\_\_\_\_ 1971,72,73  
Roberts, Fred \_\_\_\_\_ 1927,28,29  
Roberts, Jay \_\_\_\_\_ 1962,63  
Roberts, Jermire \_\_\_\_\_ 2002,03  
Robertson, Cornelius \_\_\_\_\_ 1983  
Robinson, Adam \_\_\_\_\_ 2009,10  
Robinson, Damien \_\_\_\_\_ 1993,94,95,96  
Robinson, Derreck \_\_\_\_\_ 2001,02,03,04  
Robinson, Leonard \_\_\_\_\_ 1893  
Robshaw, James \_\_\_\_\_ 1962  
Roby, Reggie \_\_\_\_\_ 1979,80,81,82  
Rockwood, Merle \_\_\_\_\_ 1904,05,06  
Rodawig, Don \_\_\_\_\_ 1925  
Rodgers, Matt \_\_\_\_\_ 1988,89,90,91  
Roehl, Jon \_\_\_\_\_ 1980,81,82,83  
Rogers, Alexander \_\_\_\_\_ 1930,31  
Rogers, Alfred \_\_\_\_\_ 1893  
Rogers, Brad \_\_\_\_\_ 2010,11,12  
Rogers, Felton \_\_\_\_\_ 1960,61  
Rogers, Lonnie \_\_\_\_\_ 1961,62,63  
Rogers, Matt \_\_\_\_\_ 1998  
Rogge, George \_\_\_\_\_ 1929,30  
Roland, Charles \_\_\_\_\_ 1965,66  
Rollins, Brian \_\_\_\_\_ 1971,72,73  
Rollins, Vernon \_\_\_\_\_ 1995,96,97,99  
Romano, Todd \_\_\_\_\_ 1992,93,94,95  
Romey, Richard \_\_\_\_\_ 1923,24,25  
Rook, Robert \_\_\_\_\_ 1933  
Roos, Nate \_\_\_\_\_ 2005  
Rose, Bill \_\_\_\_\_ 1970  
Rose, Derek \_\_\_\_\_ 1996,97,98  
Rose, Kenneth \_\_\_\_\_ 1944  
Ross, Bill \_\_\_\_\_ 1978  
Ross, Thomas \_\_\_\_\_ 1966  
Roth, Matt \_\_\_\_\_ 2001,02,03,04  
Rothwell, Eric \_\_\_\_\_ 2003  
Roussell, Mark \_\_\_\_\_ 1992,93,94  
Rowell, Chris \_\_\_\_\_ 2008,09  
Ruck, Fred \_\_\_\_\_ 1949,50,51  
Rudock, Jake \_\_\_\_\_ 2013  
Rudolph, John \_\_\_\_\_ 1987  
Ruhland, Matt \_\_\_\_\_ 1988,89,90  
Rusk, Tom \_\_\_\_\_ 1975,76,77,78  
Runta, Jerry \_\_\_\_\_ 1977  
Russell, Fred \_\_\_\_\_ 2001,02,03  
Russo, Robert \_\_\_\_\_ 1960  
Ryan, Karlin \_\_\_\_\_ 1963,64,65  
Ryan, Ron \_\_\_\_\_ 1988,90  
Ryther, Bryan \_\_\_\_\_ 2006

**-S-**

Sabers, Michael \_\_\_\_\_ 2007,08  
Saidat, Ed \_\_\_\_\_ 1998,99  
Salter, Bob \_\_\_\_\_ 1973,74,75  
Sambo, Mike \_\_\_\_\_ 1974,77  
Sampson, Martin \_\_\_\_\_ 1889,90  
Samuelson, Loe \_\_\_\_\_ 1931,32  
Sandeman, Colin \_\_\_\_\_ 2007,08,09,10  
Sanders, Bob \_\_\_\_\_ 2000,01,02,03  
Sanford, Allen \_\_\_\_\_ 1889,90,91,92  
Sangster, James \_\_\_\_\_ 1950,51  
Sangster, William \_\_\_\_\_ 1943  
Sansen, Oliver \_\_\_\_\_ 1929,30,31  
Santos, Moses \_\_\_\_\_ 1988,89,90,91  
Sapp, Benny \_\_\_\_\_ 2000,01  
Sash, Tyler \_\_\_\_\_ 2008,09,10  
Saunders, Eddie \_\_\_\_\_ 1972  
Saunders, Mike \_\_\_\_\_ 1988,89,90,91

Sawin, John \_\_\_\_\_ 1958,59  
Sawyer, Emmett \_\_\_\_\_ 1952  
Sawyer, Prince \_\_\_\_\_ 1892,93,94  
Scanlon, George \_\_\_\_\_ 1918  
Scantlebury, Wilbur \_\_\_\_\_ 1923,24  
Schaefer, Alan \_\_\_\_\_ 1970,71  
Schammel, Francis \_\_\_\_\_ 1932,33  
Schenk, Albert \_\_\_\_\_ 1966,68  
Scherff, Brandon \_\_\_\_\_ 2011,12,13  
Schick, Dave \_\_\_\_\_ 1975  
Schilling, Scott \_\_\_\_\_ 1978,79,80  
Schirmer, John \_\_\_\_\_ 1923,24,25  
Schleusner, Vincent \_\_\_\_\_ 1927,28  
Schlicher, Kyle \_\_\_\_\_ 2004,05,06  
Schlickman, Greg \_\_\_\_\_ 1978  
Schmidt, Christian \_\_\_\_\_ 1932  
Schmidt, Marvin \_\_\_\_\_ 1926,27  
Schmidt, Rick \_\_\_\_\_ 1984,85,86  
Schmitt, Bob \_\_\_\_\_ 1987,88  
Schneidman, Herman \_\_\_\_\_ 1932,34  
Schnoor, Marcus \_\_\_\_\_ 2002,03,05  
Schooley, Philip \_\_\_\_\_ 1965  
Schoonover, Bill \_\_\_\_\_ 1970,71  
Schuette, Alan \_\_\_\_\_ 1969  
Schultz, Bill \_\_\_\_\_ 1973,74,75,76  
Schultz, Dan \_\_\_\_\_ 1976  
Schulze, Andrew \_\_\_\_\_ 2007,08,09,10  
Schuster, Joe \_\_\_\_\_ 1983,84,86,87  
Schweizer, Edsel \_\_\_\_\_ 1942  
Schwin, Frederick \_\_\_\_\_ 1903,04,05  
Schwind, Mike \_\_\_\_\_ 1992  
Scott, Doug \_\_\_\_\_ 1991  
Scott, Homer \_\_\_\_\_ 1916,18  
Scott, William \_\_\_\_\_ 1958  
Sears, Rod \_\_\_\_\_ 1976,77  
Secl, William \_\_\_\_\_ 1933,34,35  
Seidel, Aaron \_\_\_\_\_ 1907,08  
Seidel, Earl \_\_\_\_\_ 1905  
Sennott, Tim \_\_\_\_\_ 1983,84,85  
Senters, Travis \_\_\_\_\_ 1997,98,99  
Serama, Ted \_\_\_\_\_ 1995,96  
Sessi, Geno \_\_\_\_\_ 1957  
Sether, Scott \_\_\_\_\_ 1992,93  
Sgro, Dominick \_\_\_\_\_ 1957  
Shada, Adam \_\_\_\_\_ 2004,05,06,07  
Shakoor, Damani \_\_\_\_\_ 1994,95  
Shambaugh, George \_\_\_\_\_ 1892  
Shaw, Cedric \_\_\_\_\_ 1976,77,78,79  
Shaw, Sedrick \_\_\_\_\_ 1993,94,95,96  
Shay, Zach \_\_\_\_\_ 1998  
Sheehan, Dan \_\_\_\_\_ 1943,45  
Sheeler, Ernie \_\_\_\_\_ 1975,76,77  
Sheets, Wallace \_\_\_\_\_ 1956  
Sheldon, Thad \_\_\_\_\_ 1998,99  
Shelton, Adolphus \_\_\_\_\_ 2002,05  
Sherlock, Kevin \_\_\_\_\_ 2005  
Sherman, Matt \_\_\_\_\_ 1994,95,96,97  
Sherman, Robert \_\_\_\_\_ 1962,63  
Shipanick, Donald \_\_\_\_\_ 1958,59  
Shoaf, James \_\_\_\_\_ 1946,47,48  
Shoener, Harold \_\_\_\_\_ 1946,47  
Shoener, Herbert \_\_\_\_\_ 1946,47  
Shrader, ? \_\_\_\_\_ 1898  
Shuck, Terry \_\_\_\_\_ 1954,55  
Shumpert, Don \_\_\_\_\_ 2010,12,13  
Shuttleworth, V. Craven \_\_\_\_\_ 1920,21,22  
Sibert, Mike \_\_\_\_\_ 1992  
Siberts, Frank \_\_\_\_\_ 1900,01,02  
Sibery, Donald \_\_\_\_\_ 1967,69  
Signor, Austin \_\_\_\_\_ 2006,07  
Simmons, Don \_\_\_\_\_ 1935,36  
Simmons, Marques \_\_\_\_\_ 2004,05

Simmons, Ozzie \_\_\_\_\_ 1934,35,36  
Simms, Dave \_\_\_\_\_ 1970,71,72  
Simons, Obern \_\_\_\_\_ 1945  
Simonsen, Todd \_\_\_\_\_ 1978,79,80,81  
Simpson, Gary \_\_\_\_\_ 1963,64,65  
Sims, Bob \_\_\_\_\_ 1971,72  
Sims, Damian \_\_\_\_\_ 2004,05,06,07  
Sims, Ken \_\_\_\_\_ 1983,84,85,86  
Sindlinger, Mark \_\_\_\_\_ 1983,84,85,86  
Sistrunk, Dwight \_\_\_\_\_ 1986,87  
Six, Norman \_\_\_\_\_ 1954,55  
Skelley, Ike \_\_\_\_\_ 1926  
Skillett, Jeff \_\_\_\_\_ 1988,89,90,91  
Skogman, Kyle \_\_\_\_\_ 1970,72,73  
Skradis, Bryan \_\_\_\_\_ 1977,78,79,81  
Slater, Duke \_\_\_\_\_ 1918,19,20,21  
Slattery, Joe \_\_\_\_\_ 1998,99  
Sleeper, Colin \_\_\_\_\_ 2011,12  
Slowik, Eric \_\_\_\_\_ 1991  
Slutzker, Scott \_\_\_\_\_ 1992,93,94,95  
Smeltzer, Charles \_\_\_\_\_ 1890  
Smiley, Keaton \_\_\_\_\_ 1985,86,88  
Smith, Arthur \_\_\_\_\_ 1889,90  
Smith, Bob \_\_\_\_\_ 1946,47  
Smith, Cameron \_\_\_\_\_ 2000  
Smith, Chris \_\_\_\_\_ 2000,01,02,03  
Smith, Don \_\_\_\_\_ 1926,27  
Smith, Earl \_\_\_\_\_ 1953,54,55  
Smith, Frederick \_\_\_\_\_ 1937,38  
Smith, Gavin \_\_\_\_\_ 2013  
Smith, John \_\_\_\_\_ 1976  
Smith, John James \_\_\_\_\_ 1946  
Smith, Leroy \_\_\_\_\_ 1989,90,91  
Smith, Narty \_\_\_\_\_ 1973  
Smith, Nelson \_\_\_\_\_ 1944,45  
Smith, Paul \_\_\_\_\_ 1925,26  
Smith, P. B. \_\_\_\_\_ 1901  
Smith, Robert \_\_\_\_\_ 1983,84,85,86  
Smith, Sean \_\_\_\_\_ 1988,90  
Smith, Tevaun \_\_\_\_\_ 2012,13  
Smith, Tom \_\_\_\_\_ 1969  
Smith, William \_\_\_\_\_ 1965,66,67  
Smith, Willie Ray \_\_\_\_\_ 1962  
Snider, Herman \_\_\_\_\_ 1938,39,40  
Snook, Gary \_\_\_\_\_ 1963,64,65  
Snyder, Robert \_\_\_\_\_ 1944,47,48  
Sobieski, Ben \_\_\_\_\_ 1997,98, 2001,02  
Sodergren, Chuck \_\_\_\_\_ 1976,77  
Soliday, Jason \_\_\_\_\_ 1990  
Solomon, Clinton \_\_\_\_\_ 2002,04,05  
Solomon, Richard \_\_\_\_\_ 1969,70,71  
Somodi, Richard \_\_\_\_\_ 1965,66  
Sorensen, Robert \_\_\_\_\_ 1964  
Spaan, James \_\_\_\_\_ 1958  
Spading, Kyle \_\_\_\_\_ 2009  
Spanjers, Peter \_\_\_\_\_ 1950,51,52  
Speaker, John \_\_\_\_\_ 1974  
Spearman, Reggie \_\_\_\_\_ 2013  
Spievey, Amari \_\_\_\_\_ 2008,09  
Spitzig, Kevin \_\_\_\_\_ 1980,81,83,84  
Spranger, Mark \_\_\_\_\_ 1984,85,86  
Spurbeck, Wayne \_\_\_\_\_ 1945  
Staak, John \_\_\_\_\_ 1941,42  
Staggs, Steven \_\_\_\_\_ 2011,12  
Stanton, James \_\_\_\_\_ 1895,96  
Stanzi, Ricky \_\_\_\_\_ 2008,09,10  
Station, Larry \_\_\_\_\_ 1982,83,84,85  
Stauss, William \_\_\_\_\_ 1940,41,42  
Stearnes, Robert \_\_\_\_\_ 1951,52,53,54  
Stech, Roger \_\_\_\_\_ 1974,75,77  
Steen, Grant \_\_\_\_\_ 2000,01,02,03  
Steinbach, Eric \_\_\_\_\_ 1999,2000,01,02



Steinbrecher, Kyle \_\_\_\_\_ 2011  
 Steinke, Dan \_\_\_\_\_ 1974  
 Stemlar, Tom \_\_\_\_\_ 1981  
 Stepanek, Richard \_\_\_\_\_ 1967,68,69  
 Stephens, Roger \_\_\_\_\_ 1943  
 Stevenson, Mike \_\_\_\_\_ 1978  
 Stewart, Tony \_\_\_\_\_ 1987,88,89,90  
 Stewart, Walter \_\_\_\_\_ 1907,08,09  
 Stiles, Frank \_\_\_\_\_ 1891,92  
 Stockdale, Matt \_\_\_\_\_ 1998,99,2000,01  
 Stoik, Tony \_\_\_\_\_ 1969  
 Stoltenberg, Walter \_\_\_\_\_ 1904  
 Stoops, Bobby \_\_\_\_\_ 1979,80,81,82  
 Stoops, Mark \_\_\_\_\_ 1987,88,89  
 Stoops, Mike \_\_\_\_\_ 1981,83,84  
 Streff, Jack \_\_\_\_\_ 1904,05,06  
 Strobel, Dave \_\_\_\_\_ 1981,82,84  
 Stross, Trey \_\_\_\_\_ 2006,07,08,09  
 Stutsman, Isaac \_\_\_\_\_ 1907,08  
 Stutsman, John \_\_\_\_\_ 1931,32  
 Suchy, Donald \_\_\_\_\_ 1954,55,56  
 Suchomel, Todd \_\_\_\_\_ 1980  
 Suess, Phil \_\_\_\_\_ 1978,79,80  
 Sullivan, Eddie \_\_\_\_\_ 1982  
 Sullivan, Robert \_\_\_\_\_ 1946  
 Sullivan, Tim \_\_\_\_\_ 1967,68,70  
 Sunderman, Frank \_\_\_\_\_ 1971,72  
 Swain, Gary \_\_\_\_\_ 1965  
 Swaney, Harold \_\_\_\_\_ 1931,33  
 Swanson, Jack \_\_\_\_\_ 2009,10,11,12  
 Swartzendruber, Donald \_\_\_\_\_ 1950,51  
 Swedberg, Rodger \_\_\_\_\_ 1953,54,55  
 Swenson, Roger \_\_\_\_\_ 1968  
 Swift, Jim \_\_\_\_\_ 1976,77,78,79  
 Sykes, Joseph \_\_\_\_\_ 1918,20  
 Synhorst, John \_\_\_\_\_ 1918  
 Szykowny, Matthew \_\_\_\_\_ 1960,61,62

**-T-**

Tarpinian, Jeff \_\_\_\_\_ 2007,08,09,10  
 Tate, Drew \_\_\_\_\_ 2003,04,05,06  
 Taylor, Tyrone \_\_\_\_\_ 1986  
 Tedore, John \_\_\_\_\_ 1946,47,48  
 Terrell, Charles \_\_\_\_\_ 1903  
 Terrell, Henry \_\_\_\_\_ 1943  
 Terry, Ryan \_\_\_\_\_ 1992,93,94  
 Teyro, George \_\_\_\_\_ 1932,33,34  
 Theer, Richard \_\_\_\_\_ 1956,57  
 Thein, Rob \_\_\_\_\_ 1996,97,98,99  
 Thiele, Richard \_\_\_\_\_ 1966  
 Thigpen, Eric \_\_\_\_\_ 1995,96,97,98  
 Thomas, Brice \_\_\_\_\_ 1928,29  
 Thomas, Charles \_\_\_\_\_ 1895,96  
 Thomas, Floyd \_\_\_\_\_ 1910  
 Thomas, John \_\_\_\_\_ 1977  
 Thomas, Sidney \_\_\_\_\_ 1972,73,74  
 Thomas, Steve \_\_\_\_\_ 1986,87  
 Thompson, Arthur \_\_\_\_\_ 1906  
 Thompson, Dale \_\_\_\_\_ 1943  
 Thompson, George \_\_\_\_\_ 1920,21,22  
 Thompson, Rich \_\_\_\_\_ 1976  
 Thorson, Sherwyn \_\_\_\_\_ 1959,60,61  
 Thurtle, Philp \_\_\_\_\_ 1931  
 Tillison, Lance \_\_\_\_\_ 2007,08,10  
 Tippet, Andre \_\_\_\_\_ 1979,80,81  
 Titley, Michael \_\_\_\_\_ 1989,90  
 Tobin, Matt \_\_\_\_\_ 2011,12  
 Tofson, Duane \_\_\_\_\_ 1955  
 Tollefson, Charles \_\_\_\_\_ 1938,39,40  
 Tomasetti, Barry \_\_\_\_\_ 1975,76,77  
 Tompkins, Nelson \_\_\_\_\_ 1930,31  
 Tompras, George \_\_\_\_\_ 1965  
 Towle, ? \_\_\_\_\_ 1897

Towner, John \_\_\_\_\_ 1949,50,51  
 Townsend, James \_\_\_\_\_ 2004  
 Townsend, Orville \_\_\_\_\_ 1965  
 Trappe, Christoph \_\_\_\_\_ 2000  
 Traynor, John \_\_\_\_\_ 2003  
 Traynor, Pete \_\_\_\_\_ 2000,01,02  
 Treadway, Olen \_\_\_\_\_ 1957,58,59  
 Trickey, Ben \_\_\_\_\_ 1941,42  
 Trickey, James \_\_\_\_\_ 1910,11,12  
 Trickey, Kenneth \_\_\_\_\_ 1931  
 Trinca-Pasat, Louis \_\_\_\_\_ 2012,13  
 Triplett, Dave \_\_\_\_\_ 1970,71  
 Triplett, Orle \_\_\_\_\_ 1916  
 Trippeer, Kyle \_\_\_\_\_ 1998,2000  
 Tucker, Donald \_\_\_\_\_ 1960  
 Tunnell, Emlen \_\_\_\_\_ 1946,47  
 Tupper, William \_\_\_\_\_ 1905  
 Turici, Richard \_\_\_\_\_ 1961,62  
 Turner, Austin \_\_\_\_\_ 1949,50,51  
 Turner, Dave \_\_\_\_\_ 1988,90,91  
 Turner, Milton \_\_\_\_\_ 1978  
 Turner, Stephen \_\_\_\_\_ 1958  
 Tyrrell, William \_\_\_\_\_ 1893  
 Tyson, Demetrius \_\_\_\_\_ 1976

**-U-**

Ucman, Joseph \_\_\_\_\_ 1964  
 Uhlenhake, Clay \_\_\_\_\_ 1979,80,81,82  
 Uknes, Charles \_\_\_\_\_ 1942  
 Urban, Albert \_\_\_\_\_ 1942  
 Urchek, Mark \_\_\_\_\_ 1972  
 Ure, Samuel \_\_\_\_\_ 1892  
 Uselman, Joe \_\_\_\_\_ 2000,01  
 Usinowicz, Paul \_\_\_\_\_ 1965,66,67

**-V-**

Vacanti, Sam \_\_\_\_\_ 1942  
 Van Briesen, B. J. \_\_\_\_\_ 1999  
 Van Buren, William \_\_\_\_\_ 1955,60,61  
 Vande Walle, Curtis \_\_\_\_\_ 1965  
 Vandeberg, Matt \_\_\_\_\_ 2013  
 Vandenberg, James \_\_\_\_\_ 2009,10,11,12  
 Vandervelde, Julian \_\_\_\_\_ 2007,08,09,10  
 Vang, Scott \_\_\_\_\_ 1990  
 Van Meter, Harold \_\_\_\_\_ 1912  
 VanOosterhout, Peter \_\_\_\_\_ 1892,93  
 Van Sloten, Brett \_\_\_\_\_ 2010,11,12,13  
 Vazquez, Steve \_\_\_\_\_ 1975,76,77,78  
 Veit, Eugene \_\_\_\_\_ 1956,57  
 Velicer, Ted \_\_\_\_\_ 1989,90,91,92  
 Verba, Ross \_\_\_\_\_ 1993,94,95,96  
 Vincent, Eddie \_\_\_\_\_ 1953,54,55  
 Vlasic, Mark \_\_\_\_\_ 1984,85,86  
 Vollenweider, Henry \_\_\_\_\_ 1939,41  
 Voltmer, Carl \_\_\_\_\_ 1926  
 VonLackum, Herman \_\_\_\_\_ 1911,12  
 VonLackum, John \_\_\_\_\_ 1917  
 Vrieze, Jon \_\_\_\_\_ 1983,84,85,86

**-W-**

Wagler, Scott \_\_\_\_\_ 1935,36  
 Wagnen, Dave \_\_\_\_\_ 1973,74,75  
 Wagner, Steve \_\_\_\_\_ 1976,77,78  
 Wahls, Jason \_\_\_\_\_ 1995  
 Walding, Lynn \_\_\_\_\_ 1975,76  
 Walker, Cornelius \_\_\_\_\_ 1934,35,36  
 Walker, David \_\_\_\_\_ 2003,05  
 Walker, James \_\_\_\_\_ 1939,40,41  
 Walker, James C. \_\_\_\_\_ 1895,96,97  
 Walker, James H. \_\_\_\_\_ 1902  
 Walker, Marion \_\_\_\_\_ 1956  
 Walker, Steve \_\_\_\_\_ 1973,74  
 Wallace, Robert \_\_\_\_\_ 1962

Wallace, Tom \_\_\_\_\_ 1968  
 Walsh, Jordan \_\_\_\_\_ 2012,13  
 Walters, Rod \_\_\_\_\_ 1972,73,74,75  
 Wanket, Tony \_\_\_\_\_ 1983,84  
 Ward, Brian \_\_\_\_\_ 1978  
 Ward, Tom \_\_\_\_\_ 1987,88  
 Warner, Joseph \_\_\_\_\_ 1898,99,1900  
 Warrington, John \_\_\_\_\_ 1930  
 Waschek, Jim \_\_\_\_\_ 1971,72,73  
 Washburn, Roy \_\_\_\_\_ 1905,06  
 Washington, Lester \_\_\_\_\_ 1972,73,74  
 Washington, Nate \_\_\_\_\_ 1973,75,76  
 Watkins, David \_\_\_\_\_ 1960,61  
 Watkins, Travis \_\_\_\_\_ 1987,88,89  
 Watters, Bert \_\_\_\_\_ 1899,1900,03  
 Waugh, Harry \_\_\_\_\_ 1943  
 Webb, Brad \_\_\_\_\_ 1978,79,80,81  
 Webb, Chris \_\_\_\_\_ 1993,94  
 Webb, Cloyd \_\_\_\_\_ 1961,62,63  
 Webb, Ivory \_\_\_\_\_ 1980,81  
 Webb, Scott \_\_\_\_\_ 2000,01,02  
 Webber, Harold \_\_\_\_\_ 1934  
 Weeks, Seth \_\_\_\_\_ 1910  
 Wegher, Brandon \_\_\_\_\_ 2009  
 Wehrle, Roger \_\_\_\_\_ 1963  
 Weiland, Frank \_\_\_\_\_ 1901  
 Weires, Bill \_\_\_\_\_ 1985  
 Weisman, Mark \_\_\_\_\_ 2012,13  
 Weiss, Leven \_\_\_\_\_ 1976,77,78,79  
 Weller, Wendell \_\_\_\_\_ 1945  
 Welk, Steve \_\_\_\_\_ 1973  
 Wellington, Rod \_\_\_\_\_ 1973,74,75  
 Wells, Mike \_\_\_\_\_ 1990,91,92,93  
 Welt, Anthony \_\_\_\_\_ 1964  
 Wendling, Mike \_\_\_\_\_ 1971,72  
 Werner, Jon \_\_\_\_\_ 1991  
 Wessels, Ladd \_\_\_\_\_ 1989  
 Wester, Herb \_\_\_\_\_ 1984,85,86,87  
 Westhoff, Jeff \_\_\_\_\_ 1995  
 Weston, Lee \_\_\_\_\_ 1965  
 Westra, Peter \_\_\_\_\_ 1927,28,29  
 Wheatley, Austin \_\_\_\_\_ 1997,98,99  
 Whipka, Joe \_\_\_\_\_ 1970  
 Whisler, Bill \_\_\_\_\_ 1959,60,61  
 Whitaker, Matt \_\_\_\_\_ 1990,91,92  
 White, Edward H. \_\_\_\_\_ 1904  
 White, Edward S. \_\_\_\_\_ 1893  
 White, Ike \_\_\_\_\_ 1971,72,73  
 White, J. D. \_\_\_\_\_ 1989  
 White, Jason \_\_\_\_\_ 2009,10,11  
 White, Roy \_\_\_\_\_ 1904,05,07  
 Wiegmann, Casey \_\_\_\_\_ 1993,94,95  
 Wiegmann, Roger \_\_\_\_\_ 1953,54,55  
 Wienke, John \_\_\_\_\_ 2011,12  
 Wiese, Marlin \_\_\_\_\_ 1964  
 Wildeman, Parker \_\_\_\_\_ 1993,1994  
 Wilder, Clifford \_\_\_\_\_ 1963  
 Wilkes, Troy \_\_\_\_\_ 1989  
 Wilkins, Glen \_\_\_\_\_ 1903  
 Willcox, Alex \_\_\_\_\_ 2004,05,07  
 Willer, James \_\_\_\_\_ 1930  
 Willet, James \_\_\_\_\_ 1956  
 Willey, Dan \_\_\_\_\_ 1977,78,79  
 Williams, Chester \_\_\_\_\_ 1960  
 Williams, Dan \_\_\_\_\_ 2001  
 Williams, Dwayne \_\_\_\_\_ 1979,80  
 Williams, Fred \_\_\_\_\_ 1898  
 Williams, Hermon \_\_\_\_\_ 1894  
 Williams, Jerry \_\_\_\_\_ 1961  
 Williams, Joel \_\_\_\_\_ 1960,61  
 Williams, John \_\_\_\_\_ 1966  
 Williams, Lranzie \_\_\_\_\_ 1951

Williams, Louis \_\_\_\_\_ 1962,63,64  
 Williams, Reggie \_\_\_\_\_ 1994,95  
 Williams, Richie \_\_\_\_\_ 2005  
 Williams, Samuel \_\_\_\_\_ 1898,99,1900,01  
 Williams, Tony \_\_\_\_\_ 1965,66,67  
 Williams, Virgil \_\_\_\_\_ 1959  
 Willis, Joe \_\_\_\_\_ 1976,77  
 Willis, Ernest \_\_\_\_\_ 1914  
 Willock, Richard \_\_\_\_\_ 1995,96,97  
 Wilson, Marcus \_\_\_\_\_ 2006  
 Wilson, Max \_\_\_\_\_ 1913,14,15  
 Wilson, Paul \_\_\_\_\_ 2005  
 Wilson, Robert \_\_\_\_\_ 1949,50,51  
 Wilson, Steve \_\_\_\_\_ 1966,67,68  
 Wilson, Vincent \_\_\_\_\_ 1999  
 Windauer, Bill \_\_\_\_\_ 1969,70,72  
 Winslow, Donald \_\_\_\_\_ 1944,47,48,49  
 Winton, James \_\_\_\_\_ 1960,62  
 Winston, Nate \_\_\_\_\_ 1974,75,76  
 Wirth, Dan \_\_\_\_\_ 1984,85,86,87  
 Wischmeier, Robert \_\_\_\_\_ 1944  
 Wise, Brian \_\_\_\_\_ 1988,89,90,91  
 Wojan, Steve \_\_\_\_\_ 1974,76,77  
 Woodard, Ralph \_\_\_\_\_ 1945,47,48,49  
 Woodard, Richard \_\_\_\_\_ 1944,46,47,48  
 Woodhouse, Donald A. \_\_\_\_\_ 1949,50  
 Woodhouse, Donald E. \_\_\_\_\_ 1949  
 Woodland, Tom \_\_\_\_\_ 1978  
 Woods, LeVar \_\_\_\_\_ 1998,99,2000  
 Woolston, Frank \_\_\_\_\_ 1891,92  
 Worthy, Kevin \_\_\_\_\_ 2000,01,02,03  
 Wozniak, Ben \_\_\_\_\_ 1978,79  
 Wright, Anthony \_\_\_\_\_ 1986,87,88,89  
 Wright, Ben \_\_\_\_\_ 1964  
 Wright, Benson \_\_\_\_\_ 1891  
 Wright, Charles \_\_\_\_\_ 1897  
 Wyatt, Bernie \_\_\_\_\_ 1959,60,61  
 Wyland, Guido \_\_\_\_\_ 1916

**-Y-**

Yacullo, Mike \_\_\_\_\_ 1981,82  
 Yamini, Bashir \_\_\_\_\_ 1998,99  
 Yanda, Marshal \_\_\_\_\_ 2005,06  
 Yauck, Robert \_\_\_\_\_ 1960,61  
 Yegge, John Paul \_\_\_\_\_ 1926,27  
 Yelton, Bob \_\_\_\_\_ 1942  
 Yocom, Brandt \_\_\_\_\_ 1972,74,75  
 Yoder, Scott \_\_\_\_\_ 1997  
 Youel, James \_\_\_\_\_ 1940,41,42  
 Young, Albert \_\_\_\_\_ 2005,06,07  
 Young, Earl \_\_\_\_\_ 1926,27  
 Young, Harry \_\_\_\_\_ 1971

**-Z-**

Zaehring, Paul \_\_\_\_\_ 1943  
 Zdzienicki, Chris \_\_\_\_\_ 1997  
 Zender, Robert \_\_\_\_\_ 1947  
 Zinn, Donald \_\_\_\_\_ 1960  
 Ziolkowski, Robert \_\_\_\_\_ 1963,64  
 Zollman, Philip \_\_\_\_\_ 1892  
 Zusevics, Markus \_\_\_\_\_ 2009,10,11



Kinnick Stadium, home for the Iowa football team, served its 84th season of hosting Hawkeye football games in 2013. One of the 25 largest college owned stadiums in the nation and one of college football's finest facilities, Kinnick Stadium is routinely filled on Saturdays each fall.

A two-year, \$90 million restoration and renovation project for the stadium was completed prior to the start of the 2006 season. The project, which was the largest such undertaking ever for Iowa athletics, includes an entirely new south end zone and a new press and hospitality facility. The end zone project, which included new locker rooms, training room and media facilities for the Hawkeye football team on game days, was completed prior to the 2005 season. The Paul J. Brechler Press Box, a completely new four-level press and hospitality facility, opened for the 2006 season. The facility extends the full length of the west side of the stadium. It includes 47 private viewing suites and over 1,000 club seats.

The renovation also provided a new entry plaza to the south entrance, wider seats throughout most of the stadium, new and upgraded restroom facilities and concession areas and an upgraded sound system. It also raised the official capacity of Kinnick Stadium to 70,585.

Iowa draws sellout crowds for a majority of all home games, including 62 of the last 72 games over the last 12 seasons. Iowa had a sellout streak of 36 straight games snapped in its 2008 home finale vs. Purdue (Nov. 15, 2008).

The Hawkeyes annually rank among the top 25 schools in the nation in home attendance. Iowa ranked 23rd in home attendance in 2013 with its average of 67,125. Big Ten Conference football games in 2013 drew over six million fans for the second consecutive season. The Big Ten annually ranks first or second nationally in home attendance. Conference games in 2013 averaged over 71,134 fans per contest as the Big Ten set new attendance records in 2013.

Construction on the original 53,000-seat stadium was completed Oct. 5, 1929, at a cost of \$497,151.42. Original construction took six months, but it has undergone several facelifts since. Seats were added to the south end zone in 1956, raising the capacity to 60,000. The north end zone was enclosed and capacity increased to 66,000 prior to the 1983 season. With three more expansion projects completed since, Kinnick now seats 70,585. Kinnick Stadium has 20 miles of bleacher seats and is 79 rows high on each side.

Beside the expansions, an artificial surface was installed in 1972. That carpet was replaced in 1981. Prior to the 1989 season a natural grass playing field, Prescription Athletic Turf, was installed. The playing surface was replaced with new sod prior to the 1997 season and during the 2005 season.

The playing surface was replaced prior to the 2009 season, this time with state-of-the-art Field Turf. Permanent practice lights were installed prior to the 2012 season.

The original five floor press box was constructed in 1958 at a cost of \$490,628.62, and was located between the 25 yard lines on the west side of the stadium. Between 1995 and 1999, the Kinnick Stadium press box underwent a \$3 million improvement and renovation project, which included the addition of 18 private viewing suites and the remodeling of all five levels. The original press box was demolished in December, 2005.

Spectators attending home games of the Iowa Hawkeyes enjoy all the benefits of watching a game on television, thanks to the installation of all new and expanded video boards and scoreboards prior to the 2013 season. The \$9 million upgrade included large scale, HD video display units, which offer spectators live game action, instant replays and other features. In addition to the expanded main board in the south end zone, two additional video boards and a video ribbon were added to the south end zone. The sound system renovation was completed this past summer.

Kinnick Stadium has a rich history, beginning with a 46-0 Hawkeye win over Monmouth in the facility's first game. The Hawkeyes tied Illinois 7-7 in the dedication game Oct. 19, 1929.

In 1972, the name was changed from Iowa Stadium to Kinnick Stadium in honor of Iowa's 1939 Heisman Trophy winner, Nile Kinnick. His No. 24 jersey was retired by the school because of his success as a scholar-athlete at the University.

Iowa's all time record in Kinnick Stadium is 265-174-15. Iowa's longest home winning streak of 22 games spanned the 2002 to 2005 seasons. The Hawkeyes have had 11 undefeated home seasons, including both 2003 and 2004. Iowa posted a 5-2 home record in 2010, 4-2 mark in 2007, 4-3 mark in 2006 and 2013, 5-1 mark in 2005 and 6-1 records in 2002, 2008, 2009 and 2011.

The school's all-time home total attendance record was set in 2006 (494,095 fans) and matched in both 2010 and 2011. The average per game record (70,585) was established in 2005 and matched in 2006, 2007, 2010 and 2011. Iowa's record season attendance mark for all games is 905,840 set in 1990, a 75,487 per game average.

## Kinnick Stadium Attendance

### Year-By-Year

Year	Home Total	Home Avg.	Season Total	Season Avg.
1934	84,000	28,000	195,500	24,438
1935	116,000	23,200	193,000	24,125
1936	64,000	16,000	186,200	23,275
1938	64,000	16,000	152,000	19,000
1939	129,500	32,375	234,500	29,313
1940	106,700	26,675	262,730	32,837
1941	88,200	29,400	199,539	24,942
1942	110,400	15,771	179,043	17,904
1943	41,200	10,300	106,849	12,831
1944	42,200	10,550	111,056	13,882
1945	64,100	16,025	212,502	23,611
1946	197,811	39,562	384,191	42,688
1947	187,844	46,961	488,752	54,306
1948	212,708	42,542	356,542	39,616
1949	218,021	43,604	356,352	39,594
1950	222,921	44,584	456,473	50,719
1951	157,883	39,471	392,563	43,618
1952	181,164	45,291	349,467	38,829
1953	211,109	42,222	406,570	45,174
1954	245,421	49,084	491,608	54,623
1955	201,072	50,268	545,025	60,558
1956	306,478	51,079	534,550	53,455
1957	203,709	50,927	500,856	55,651
1958	329,673	54,912	630,262	63,026
1959	279,400	55,880	518,894	57,655
1960	264,100	52,820	506,590	56,288
1961	290,250	58,050	516,360	57,373
1962	281,216	56,212	478,828	53,203
1963	230,200	57,550	463,096	57,887
1964	266,391	53,278	483,697	53,744
1965	263,700	52,740	513,198	51,319
1966	278,628	46,438	498,688	49,869
1967	241,993	48,399	506,550	50,655
1968	294,126	49,021	473,811	47,381
1969	301,287	50,218	504,083	50,408
1970	248,643	49,728	490,438	49,043
1971	233,150	46,630	569,876	51,807
1972	220,833	44,166	537,504	48,864
1973	217,846	43,569	616,884	56,080
1974	291,600	48,600	571,185	51,926
1975	320,690	53,448	531,319	48,302
1976	267,327	53,465	614,382	55,853
1977	377,410	53,916	651,869	59,261
1978	319,289	53,214	595,281	54,116
1979	358,245	59,708	674,581	61,326
1980	359,750	59,958	668,008	60,728
1981	360,381	60,064	801,550	66,796
1982	297,766	59,553	692,455	57,705
1983	330,610	66,122	879,338	73,278
1984	396,784	66,131	764,793	58,830
1985	396,773	66,129	827,795	68,983
1986	*472,041	67,434	852,604	71,050
1987	338,500	67,700	769,187	59,168
1988	406,200	67,700	773,190	59,476
1989	406,200	67,700	680,171	61,834
1990	414,349	69,058	*905,840	*75,487
1991	420,424	70,071	772,358	64,363
1992	420,234	70,039	797,025	66,419
1993	403,842	67,307	746,480	62,207
1994	409,516	68,253	691,637	62,876



## Kinnick Stadium Attendance

### Year-By-Year - Continued

Year	Home Total	Home Avg.	Season Total	Season Avg.
1995	410,226	68,371	804,265	67,022
1996	416,425	69,404	741,004	61,750
1997	405,788	67,631	824,701	68,725
1998	409,981	68,330	644,541	58,595
1999	380,786	63,464	711,744	64,704
2000	366,737	61,123	688,495	57,375
2001	387,987	64,665	687,476	57,290
2002	452,498	64,643	872,788	67,138
2003	460,584	65,798	896,753	68,891
2004	422,382	70,397	896,171	74,681
2005	423,510	*70,585	831,425	69,285
2006	494,095	*70,585	846,690	65,130
2007	423,510	*70,585	814,403	67,867
2008	491,186	70,169	834,519	64,194
2009	491,499	70,214	913,813	70,293
2010	494,095	*70,585	859,122	66,086
2011	494,095	*70,585	880,168	67,705
2012	493,315	70,474	813,426	73,948
2013	469,872	67,125	866,912	66,686

\*indicates Iowa record. No attendance figures were kept for the 1929-1933 and 1937 seasons.

## Largest Home Crowds

### Following 1990 expansion

Attend.	Opponent	Date
70,585	Purdue	11/10/2012
70,585	Penn State	10/20/2012
70,585	Minnesota	9/29/2012
70,585	Central Michigan	9/22/2012
70,585	Northern Iowa	9/15/2012
70,585	Iowa State	9/8/2012
70,585	Michigan State	11/12/2011
70,585	Michigan	11/5/2011
70,585	Indiana	10/22/2011
70,585	Northwestern	10/15/2011
70,585	Louisiana-Monroe	9/24/2011
70,585	Pittsburgh	9/17/2011
70,585	Tennessee Tech	9/8/2011
70,585	Ohio State	11/20/2010
70,585	Michigan State	10/30/2010
70,585	Wisconsin	10/23/2010
70,585	Penn State	10/2/2010
70,585	Ball State	9/25/2010
70,585	Iowa State	9/11/2010
70,585	Eastern Illinois	9/04/2010
70,585	Minnesota	11/21/2009
70,585	Northwestern	11/7/2009
70,585	Indiana	10/31/2009
70,585	Michigan	10/10/2009
70,585	Arizona	9/19/2009
70,585	Penn State	11/8/2008
70,585	Wisconsin	10/18/2008
70,585	Northwestern	9/27/2008
70,585	Iowa State	9/13/2008
70,585	FL International	9/6/2008
70,585	Maine	8/30/2008
70,585	Western Michigan	11/17/2007
70,585	Minnesota	11/10/2007
70,585	Michigan State	10/27/2007
70,585	Illinois	10/13/2007

70,585	Indiana	9/29/2007
70,585	Syracuse	9/8/2007
70,585	Wisconsin	11/11/2006
70,585	Northwestern	11/4/2006
70,585	Northern Illinois	10/28/2006
70,585	Purdue	10/7/2006
70,585	Ohio State	9/30/2006
70,585	Iowa State	9/16/2006
70,585	Montana	9/2/2006
70,585	Minnesota	11/19/2005
70,585	Michigan	10/22/2005
70,585	Indiana	10/15/2005
70,585	Illinois	10/1/2005
70,585	Northern Iowa	9/17/2005
70,585	Ball State	9/3/2005
70,397	Wisconsin	11/20/2004
70,397	Purdue	11/6/2004
70,397	Ohio State	10/16/2004
70,397	Michigan State	10/2/2004
70,397	Iowa State	9/11/2004
70,397	Kent State	9/4/2004
70,397	Minnesota	11/15/2003
70,397	Illinois	11/1/2003
70,397	Penn State	10/25/2003
70,397	Michigan	10/4/2003
70,397	Arizona State	9/20/2003
70,397	Wisconsin	11/2/2002
70,397	Iowa State	9/14/2002
70,397	Michigan	10/27/2001
70,397	Iowa State	9/16/2000
70,397	Nebraska	9/4/1999
70,397	Wisconsin	10/24/1998
70,397	Northwestern	10/10/1998
70,397	Michigan	10/3/1998
70,397	Iowa State	9/12/1998
70,397	Purdue	11/1/1997
70,397	Illinois	9/29/1997
70,397	Northwestern	11/9/1996
70,397	Ohio State	10/26/1996
70,397	Michigan State	10/5/1996
70,397	Iowa State	9/14/1996
70,397	Illinois	11/4/1995
70,397	Penn State	10/21/1995
70,397	Northern Iowa	9/9/1995
70,397	Michigan	10/1/1994
70,397	Iowa State	9/10/1994
70,397	Illinois	10/16/1993
70,397	Penn State	9/18/1993
70,397	Ohio State	10/31/1992
70,397	Purdue	10/24/1992
70,397	Wisconsin	10/10/1992
70,397	Iowa State	9/12/1992
70,397	Miami (FL)	9/5/1992
70,389	Iowa State	9/22/1990

## Largest Home Crowds

### Prior to 1990 expansion

Attend.	Opponent	Date
67,700	Minnesota	11/25/1989
67,700	Illinois	11/4/1989
67,700	Michigan	10/21/1989
67,700	Michigan State	10/7/1989
67,700	Tulsa	9/30/1989
67,700	Oregon	9/16/1989
67,700	Ohio State	11/12/1988

67,700	Northwestern	11/5/1988
67,700	Michigan	10/15/1988
67,700	Wisconsin	10/8/1988
67,700	Iowa State	9/24/1988
67,700	Colorado	9/17/1988
67,700	Minnesota	11/21/1987
67,700	Indiana	10/31/1987
67,700	Purdue	10/24/1987
67,700	Michigan State	10/3/1987
67,700	Kansas State	9/26/1987
67,700	Wisconsin	10/11/1986
67,700	Iowa State	9/13/1986

## Largest Home Crowds

### Prior to 1983 expansion

Attend.	Opponent	Date
60,160	Nebraska	9/12/1981
60,150	Wisconsin	10/21/1961
60,145	Iowa State	9/27/1980
60,114	Purdue	11/7/1981
60,103	Michigan State	11/21/1981

## Largest Road Crowds

Attend.	Opponent	Date
113,016	Michigan	11/17/2012
112,784	Michigan	10/16/2010
111,496	Michigan	10/26/2002
111,428	Michigan	9/25/2004
110,923	Michigan	10/21/2006
109,316	Penn State	9/26/2009
108,951	Penn State	10/6/2007
108,247	Penn State	9/28/2002
108,062	Penn State	10/23/2004
106,505	Michigan	10/18/1997
106,192	Michigan	10/3/1992
105,915	Michigan	10/17/1981
105,897	Michigan	10/18/1986
*105,611	Washington	1/1/1982
105,517	Michigan	10/20/1990
105,455	Ohio State	11/14/2009
105,423	Michigan	10/2/1993
105,406	Michigan	10/17/1987
105,264	Ohio State	10/19/2013
105,225	Ohio State	9/24/2005
105,044	Ohio State	10/18/2003
104,617	Michigan	10/29/1977
104,559	Michigan	10/22/1983
103,497	Penn State	10/8/2011
*103,292	UCLA	1/1/1986
*101,273	Washington	1/1/1991
*98,297	California	1/1/1959
*97,126	Oregon State	1/1/1957
96,230	Penn State	10/19/1996
95,834	Penn State	9/17/1994
95,437	Penn State	11/4/2000
95,357	Ohio State	11/2/1991
93,561	Ohio State	10/30/1999
93,314	Ohio State	10/28/1995
92,536	Ohio State	10/4/1997
91,260	Nebraska	11/29/2013
90,910	UCLA	9/26/1947
90,478	Michigan	11/2/1957
90,467	Ohio State	11/2/1985

\*Rose Bowl

**Individual****Scoring**

Points \_\_\_\_\_ 30 \_\_\_\_\_ by Mike Northington, Purdue, 11/3/73  
 TDs \_\_\_\_\_ 5 \_\_\_\_\_ by Mike Northington, Purdue, 11/3/73  
 PATs \_\_\_\_\_ 9 \_\_\_\_\_ by Jeff Skillett vs. Cincinnati, 9/15/90  
 FGs \_\_\_\_\_ 5 \_\_\_\_\_ by David Fuess, Tulsa, 9/30/89

**Rushing**

Attempts \_\_\_\_\_ 48 \_\_\_\_\_ by Sean Glover, Indiana, 10/14/95  
 Yards \_\_\_\_\_ 314 \_\_\_\_\_ by Tavian Banks vs. Tulsa, 9/13/97  
 TDs \_\_\_\_\_ 5 \_\_\_\_\_ by Mike Northington, Purdue, 11/3/73

**Passing**

Attempts \_\_\_\_\_ 60 \_\_\_\_\_ by Scott Mullen vs. Indiana, 10/23/99  
 \_\_\_\_\_ 60 \_\_\_\_\_ by Eric Hunter, Purdue, 11/17/90  
 Completions \_\_\_\_\_ 37 \_\_\_\_\_ by Blake Powers, Indiana, 10/15/05  
 Yards \_\_\_\_\_ 433 \_\_\_\_\_ by Gino Torretta, Miami (FL), 9/5/92  
 TDs \_\_\_\_\_ 5 \_\_\_\_\_ by Fred Riddle vs. Indiana, 10/12/63  
 \_\_\_\_\_ 5 \_\_\_\_\_ by Chuck Long vs. Northern Illinois, 9/21/85  
 Interceptions \_\_\_\_\_ 7 \_\_\_\_\_ by Gary Snook vs. N. Carolina St., 11/20/65

**Receiving**

Catches \_\_\_\_\_ 14 \_\_\_\_\_ by Dan Bitson, Tulsa, 9/30/89  
 Yards \_\_\_\_\_ 235 \_\_\_\_\_ by Dan Bitson, Tulsa, 9/30/89  
 TDs \_\_\_\_\_ 4 \_\_\_\_\_ by Ed Hinkel vs. Minnesota, 11/19/05

**Total Offense**

Plays \_\_\_\_\_ 74 \_\_\_\_\_ by Scott Mullen vs. Indiana, 10/23/99  
 Yards \_\_\_\_\_ 473 \_\_\_\_\_ by Scott Mullen vs. Indiana, 10/23/99  
 \*TDR \_\_\_\_\_ 5 \_\_\_\_\_ by Brad Banks vs. Northwestern, 11/2/02  
 \_\_\_\_\_ 5 \_\_\_\_\_ by Fred Riddle vs. Indiana, 10/12/63  
 \_\_\_\_\_ 5 \_\_\_\_\_ by Mike Northington, Purdue, 11/3/73  
 \_\_\_\_\_ 5 \_\_\_\_\_ by Chuck Long vs. Northern Illinois, 9/21/85  
 \_\_\_\_\_ 5 \_\_\_\_\_ by Chuck Long vs. Michigan State, 10/5/85

*\*indicates touchdowns responsible for*

**Team****Scoring**

Points \_\_\_\_\_ 70 \_\_\_\_\_ vs. Utah State, 9/28/57  
 TDs \_\_\_\_\_ 10 \_\_\_\_\_ vs. Utah State, 9/28/57  
 \_\_\_\_\_ 10 \_\_\_\_\_ vs. Texas-El Paso, 9/27/86  
 PATs \_\_\_\_\_ 9 \_\_\_\_\_ vs. Cincinnati, 9/15/90  
 FGs \_\_\_\_\_ 5 \_\_\_\_\_ by Tulsa, 9/30/89

**Rushing**

Attempts \_\_\_\_\_ 82 \_\_\_\_\_ vs. South Dakota, 10/5/40  
 Yards \_\_\_\_\_ 595 \_\_\_\_\_ by Minnesota, 10/28/34  
 TDs \_\_\_\_\_ 9 \_\_\_\_\_ vs. Cincinnati, 9/15/90

**Passing**

Attempts \_\_\_\_\_ 61 \_\_\_\_\_ vs. Indiana, 10/23/99  
 Completions \_\_\_\_\_ 36 \_\_\_\_\_ vs. Indiana, 10/23/99  
 Yards \_\_\_\_\_ 575 \_\_\_\_\_ vs. Northwestern, 10/8/83  
 TDs \_\_\_\_\_ 6 \_\_\_\_\_ vs. Northern Illinois, 9/21/85  
 Interceptions \_\_\_\_\_ 7 \_\_\_\_\_ vs. North Carolina State, 11/20/65

**Total Offense**

Plays \_\_\_\_\_ 104 \_\_\_\_\_ by Notre Dame, 10/5/68  
 Yards \_\_\_\_\_ 713 \_\_\_\_\_ vs. Northwestern, 10/8/83

**Miscellaneous**

First Downs \_\_\_\_\_ 36 \_\_\_\_\_ vs. Washington State, 9/27/69  
 Penalty Yards \_\_\_\_\_ 145 \_\_\_\_\_ by Notre Dame, 11/22/52

**Longest Plays**

Run \_\_\_\_\_ 96 \_\_\_\_\_ by Eddie Vincent vs. Purdue, 11/6/54  
 Pass \_\_\_\_\_ 95 \_\_\_\_\_ by Brad Banks to Dallas Clark,  
 vs. Purdue, 10/5/02  
 Punt Return \_\_\_\_\_ 94 \_\_\_\_\_ by Bob Longley vs. Oregon, 10/29/49  
 Kickoff Return \_\_\_\_\_ 100 \_\_\_\_\_ by Joe Williams  
 vs. Notre Dame, 11/25/61  
 Interception Return \_\_\_\_\_ 100 \_\_\_\_\_ by Rod Woodson, Purdue, 11/15/86  
 Fumble Return \_\_\_\_\_ 84 \_\_\_\_\_ by Dayton Perry vs. Purdue, 10/22/60  
 Blk Punt Return \_\_\_\_\_ 66 \_\_\_\_\_ by Jim Walker vs. Wisconsin, 10/12/40  
 Blk FG Return \_\_\_\_\_ 87 \_\_\_\_\_ by LeVar Woods vs. Northern Illinois,  
 9/18/99  
 Punt \_\_\_\_\_ 96 \_\_\_\_\_ by George O'Brien, Wisconsin,  
 10/18/52  
 Field Goal \_\_\_\_\_ 57 \_\_\_\_\_ by Lee Pistor, Arizona, 9/24/77

**NOTE:** The Iowa football records and best performances, compiled by the Iowa Athletic Communications Office, begin with the 1939 season, commonly called the "Modern Era" of Big Ten and NCAA athletics. **Throughout the records section, players listed in bold face are current Iowa players.**

## Scoring

### Points

Game \_\_\_\_\_ 24 on nine occasions  
 (last by Shonn Greene vs. Wisconsin, 10/18/2008)  
 Season \_\_\_\_\_ 120 by Shonn Greene, 2008  
 120 by Nate Kaeding, 2002  
 Career \_\_\_\_\_ 373 by Nate Kaeding, 2000-03

### Kicking Points

Game \_\_\_\_\_ 17 by Kyle Schlicher at Minnesota, 11/13/2004  
 Season \_\_\_\_\_ 120 by Nate Kaeding, 2002  
 Career \_\_\_\_\_ 367 by Nate Kaeding, 2000-03

### Touchdowns

Game \_\_\_\_\_ 4 on nine occasions  
 (last by Shonn Greene vs. Wisconsin, 10/18/2008)  
 Season \_\_\_\_\_ 20 by Shonn Greene, 2008  
 Career \_\_\_\_\_ 36 by Tavian Banks, 1994-97  
 Cons. Carries \_\_\_\_\_ 3 by Aaron Greiving vs. Kent State, 9/1/2001

### Field Goals

Game \_\_\_\_\_ 5 by Kyle Schlicher at Minnesota, 11/13/2004  
 Season \_\_\_\_\_ 21 by Kyle Schlicher, 2004  
 21 by Rob Houghtlin, 1987  
 Career \_\_\_\_\_ 67 by Nate Kaeding, 2000-03  
 Consecutive \_\_\_\_\_ 22 by Nate Kaeding, 2001-02

### FG Attempts

Game \_\_\_\_\_ 5 by Mike Meyer vs. Northern Illinois, 9/1/2012  
 5 by Mike Meyer at Indiana, 11/6/2010  
 5 by Kyle Schlicher at Minnesota, 11/13/2004  
 Season \_\_\_\_\_ 30 by Rob Houghtlin, 1987  
 Career \_\_\_\_\_ 83 by Nate Kaeding, 2000-03

### PATs Made

Game \_\_\_\_\_ 9 on two occasions  
 (last by Zach Bromert vs. Iowa State, 9/20/1997)  
 Season \_\_\_\_\_ 57 by Nate Kaeding, 2002  
 Career \_\_\_\_\_ 167 by Nate Kaeding, 2000-03  
 Consecutive \_\_\_\_\_ 122, Mike Meyer, 2010-13

### PAT Attempts

Game \_\_\_\_\_ 9 on six occasions  
 (last by Zach Bromert vs. Indiana, 10/25/1997)  
 Season \_\_\_\_\_ 58 by Nate Kaeding, 2002  
 Career \_\_\_\_\_ 169 by Nate Kaeding, 2000-03

## Rushing

### Attempts

Game \_\_\_\_\_ 42 by Sedrick Shaw vs. Michigan State, 10/7/1995  
 Season \_\_\_\_\_ 316 by Sedrick Shaw, 1995  
 Career \_\_\_\_\_ 837 by Sedrick Shaw, 1993-96

### Yards Gained

Game \_\_\_\_\_ 314 by Tavian Banks vs. Tulsa, 9/13/1997  
 Season \_\_\_\_\_ 1,850 by Shonn Greene, 2008  
 Career \_\_\_\_\_ 4,156 by Sedrick Shaw, 1993-96

### Touchdowns

Game \_\_\_\_\_ 4 on five occasions  
 (last by Shonn Greene vs. Wisconsin, 10/18/2008)  
 Season \_\_\_\_\_ 20 by Shonn Greene, 2008  
 Career \_\_\_\_\_ 33 by Tavian Banks, 1994-97  
 33 by Sedrick Shaw, 1993-96

## Receiving

### Receptions

Game \_\_\_\_\_ 13 by Kevin Kasper at Ohio State, 10/30/1999  
 13 by Nick Bell at Indiana, 10/29/1988  
 Season \_\_\_\_\_ 82 by Marvin McNutt, Jr., 2011  
 82 by Kevin Kasper, 2000  
 Career \_\_\_\_\_ 173 by Derrell Johnson-Koulianos, 2007-10

### Yards Gained

Game \_\_\_\_\_ 256 by Quinn Early vs. Northwestern, 11/7/1987  
 Season \_\_\_\_\_ 1,315 by Marvin McNutt, Jr., 2011  
 Career \_\_\_\_\_ 2,861 by Marvin McNutt, Jr., 2009-11

### Touchdowns

Game \_\_\_\_\_ 4 by Ed Hinkel vs. Minnesota, 11/19/2005  
 4 by Quinn Early vs. Northwestern, 11/7/1987  
 Season \_\_\_\_\_ 12 by Marvin McNutt, Jr., 2011  
 Career \_\_\_\_\_ 28 by Marvin McNutt, Jr., 2009-11

## Passing

### Attempts

Game \_\_\_\_\_ 60 by Scott Mullen vs. Indiana, 10/23/1999  
 60 by Chuck Hartlieb vs. Indiana, 10/29/1988  
 Season \_\_\_\_\_ 460 by Chuck Hartlieb, 1988  
 Career \_\_\_\_\_ 1,203 by Chuck Long, 1981-85

### Completions

Game \_\_\_\_\_ 44 by Chuck Hartlieb vs. Indiana, 10/29/1988  
 Season \_\_\_\_\_ 288 by Chuck Hartlieb, 1988  
 Career \_\_\_\_\_ 782 by Chuck Long, 1981-85  
 Consecutive \_\_\_\_\_ 22 by Chuck Long vs. Indiana, 1984

### Completion Percentage

Game \_\_\_\_\_ 100 by Brad Banks (10-10) vs. Northwestern, 11/9/2002  
 Season \_\_\_\_\_ 67.1 by Chuck Long (216 of 322), 1984  
 Career \_\_\_\_\_ 65.0 by Chuck Long (782 of 1,203), 1981-85

### Yards Gained

Game \_\_\_\_\_ 558 by Chuck Hartlieb vs. Indiana, 10/29/1988  
 Season \_\_\_\_\_ 3,738 by Chuck Hartlieb, 1988  
 Career \_\_\_\_\_ 10,461 by Chuck Long, 1981-85

### Touchdowns

Game \_\_\_\_\_ 7 by Chuck Hartlieb vs. Northwestern, 11/7/1987  
 Season \_\_\_\_\_ 27 by Chuck Long, 1985  
 Career \_\_\_\_\_ 74 by Chuck Long, 1981-85

### Pass Efficiency (since 1979)

Season \_\_\_\_\_ 157.63 by Ricky Stanzi, 2010  
 Career \_\_\_\_\_ 155.53 by Brad Banks, 2001-02



**Total Offense****Yards Gained**

Game \_\_\_\_\_ 516 by Chuck Hartlieb vs. Indiana, 10/29/1988  
 Season \_\_\_\_\_ 3,530 by Chuck Hartlieb, 1988  
 Career \_\_\_\_\_ 10,254 by Chuck Long, 1981-85

**Punt Returns****Number**

Game \_\_\_\_\_ 9 by Nile Kinnick vs. Indiana, 10/7/1939  
 Season \_\_\_\_\_ 40 by Ramon Ochoa, 2003  
 Career \_\_\_\_\_ 124 by Peter Marciano, 1986-89

**Yards Returned**

Game \_\_\_\_\_ 201 by Nile Kinnick vs. Indiana, 10/7/1939 #  
 Season \_\_\_\_\_ 495 by Ramon Ochoa, 2003  
 Career \_\_\_\_\_ 1,102 by Tim Dwight, 1994-97

**Touchdowns**

Game \_\_\_\_\_ **2 by Kevonte Martin-Manley vs. Western Michigan, 9/21/2013 #**  
 Season \_\_\_\_\_ 3 by Tim Dwight, 1997  
 Career \_\_\_\_\_ 5 by Tim Dwight, 1994-97

**Kickoff Returns****Number**

Game \_\_\_\_\_ 9 by Tim Dwight vs. Ohio State, 10/28/1995  
 Season \_\_\_\_\_ 43 by Earl Douthitt, 1973  
 Career \_\_\_\_\_ 78 by Earl Douthitt, 1972-74

**Yards Returned**

Game \_\_\_\_\_ 187 by Sid Thomas vs. Michigan State, 11/23/1974  
 Season \_\_\_\_\_ 994 by Earl Douthitt, 1973  
 Career \_\_\_\_\_ 1,762 by Earl Douthitt, 1972-74

**Touchdowns**

Game \_\_\_\_\_ 1 on several occasions  
 (last by Jordan Cotton vs. Penn State, 10/20/2012)  
 Season \_\_\_\_\_ 1 on several occasions  
 (last by Jordan Cotton vs. Penn State, 10/20/2012)  
 Career \_\_\_\_\_ 2 by Derrell Johnson-Koulianos, 2009 and 2010  
 2 by Kahlil Hill, 1998 and 2000

**Punting****Number**

Game \_\_\_\_\_ 16 by Nile Kinnick vs. Notre Dame, 11/11/1939  
 Season \_\_\_\_\_ 86 by Ryan Donahue, 2007 #  
 Career \_\_\_\_\_ 272 by Jason Baker, 1997-00

**Yards**

Game \_\_\_\_\_ 731 by Nile Kinnick vs. Notre Dame, 11/11/1939  
 Season \_\_\_\_\_ 3,533 by Ryan Donahue, 2007  
 Career \_\_\_\_\_ 11,304 by Jason Baker, 1997-00

**Average**

Game (min. 4) \_\_\_\_\_ 55.8 by Reggie Roby vs. Nebraska, 9/12/1981  
 Season \_\_\_\_\_ 49.8 by Reggie Roby, 1981  
 Career \_\_\_\_\_ 45.4 by Reggie Roby, 1979-82

# - - Big Ten Record

**Interceptions****Number**

Game \_\_\_\_\_ 3, Tyler Sash at Iowa State, 9/12/2009  
 3, Grant Steen at Indiana, 10/19/2002 \*  
 Season \_\_\_\_\_ 8 by Lou King, 1981  
 8 by Nile Kinnick, 1939  
 Career \_\_\_\_\_ 18 by Devon Mitchell, 1982-85  
 18 by Nile Kinnick, 1937-39

**Return Yards**

Season \_\_\_\_\_ 203, Tyler Sash, 2009  
 Career \_\_\_\_\_ 392, Tyler Sash, 2008-10

**Touchdowns**

Game \_\_\_\_\_ 2 by B.J. Lowery vs. Western Michigan, 9/21/2013  
 Season \_\_\_\_\_ 2 by B.J. Lowery, 2013  
 2 by Christian Kirksey, 2012  
 2 by Micah Hyde, 2010  
 2 by Tom Knight, 1995  
 2 by Plez Atkins, 1995  
 Career \_\_\_\_\_ 3 by Tom Knight, 1992, 1994-96

\* - - ties NCAA record for a linebacker

**Tackles****Number**

Game \_\_\_\_\_ 29 by Dave Clement vs. Oregon State, 9/19/1970  
 Season \_\_\_\_\_ 171 by Andre Jackson, 1972  
 Career \_\_\_\_\_ 492 by Larry Station, 1982-85

**Solos**

Game \_\_\_\_\_ 18 by George Davis vs. Minnesota, 11/17/1984  
 Season \_\_\_\_\_ 105 by Tom Rusk, 1977  
 Career \_\_\_\_\_ 308 by Larry Station, 1982-85

**Assists**

Game \_\_\_\_\_ 22 by Dave Clement vs. Oregon State, 9/19/1970  
 Season \_\_\_\_\_ 88 by Andre Jackson, 1972  
 Career \_\_\_\_\_ 220 by James Morris, 2010-13

**For Loss**

Game \_\_\_\_\_ 6 (23 yds.) by Leroy Smith vs. Ohio State, 11/2/1991  
 Season \_\_\_\_\_ 25 (93 yds.) by Jonathan Babineaux, 2004  
 Career \_\_\_\_\_ 78 (407 yds.) by Jared DeVries, 1995-1998

**For Loss (yardage)**

Game \_\_\_\_\_ 53 (4 tackles) by Ron Geater vs. Purdue, 10/25/1991  
 Season \_\_\_\_\_ 153 (20 tackles) by Andre Tippett, 1980  
 Career \_\_\_\_\_ 407 (78 tackles) by Jared DeVries, 1995-1998

**QB Sacks**

Game \_\_\_\_\_ 5 (21 yds.) by Leroy Smith vs. Ohio State, 11/2/1991  
 Season \_\_\_\_\_ 18 (101 yds.) by Leroy Smith, 1991  
 Career \_\_\_\_\_ 42 (323 yds.) by Jared DeVries, 1995-1998

**Blocked Kicks**

Game \_\_\_\_\_ 2 by Kenny Iwebema vs. Syracuse, 9/8/2007  
 2 by Kenny Iwebema vs. Illinois, 10/1/2005  
 2 by Sean Considine at Iowa State, 9/13/2003  
 2 by Maurea Crain vs. Minnesota, 11/21/1992  
 2 by Merton Hanks vs. Wyoming, 12/30/1987  
 Season \_\_\_\_\_ 3 by Brian Wise, 1991  
 3 by Merton Hanks, 1990  
 Career \_\_\_\_\_ 7 by Merton Hanks, 1987-90

**Scoring**
**Points**

Game \_\_\_\_\_ 70 vs. Utah State, 9/28/1957  
 Season \_\_\_\_\_ 484 in 2002  
 Per game \_\_\_\_\_ 48.5 in 1890

**Touchdowns**

Game \_\_\_\_\_ 10 vs. Texas-El Paso, 9/27/1986  
                           10 vs. Utah State, 9/28/1957  
 Season \_\_\_\_\_ 60 in 2002

**Field Goals**

Game \_\_\_\_\_ 5 at Minnesota, 11/13/2004  
                           5 vs. Washington, 12/29/1995  
 Season \_\_\_\_\_ 21 in 2004, 2002 and 1987

**PATs Made**

Game \_\_\_\_\_ 9 vs. Iowa State, 9/20/1997  
                           9 vs. Cincinnati, 9/15/1990  
 Season \_\_\_\_\_ 57 in 2002

**Rushing**
**Attempts**

Game \_\_\_\_\_ 82 at Minnesota, 11/2/1968  
                           82 vs. South Dakota, 10/5/1940  
 Season \_\_\_\_\_ 607 in 1984

**Yards Gained**

Game \_\_\_\_\_ 517 vs. Minnesota, 11/19/1983  
 Season \_\_\_\_\_ 2,784 in 2002  
 Per game \_\_\_\_\_ 255.4 in 1958

**Yards/Attempt**

Game \_\_\_\_\_ 11.0 vs. Minnesota, 11/19/1983  
 Season \_\_\_\_\_ 5.3 in 1997

**Touchdowns**

Game \_\_\_\_\_ 9 vs. Cincinnati, 9/15/1990  
 Season \_\_\_\_\_ 38 in 1990

**Passing**
**Attempts**

Game \_\_\_\_\_ 62 at Indiana, 10/29/1988  
 Season \_\_\_\_\_ 470 in 1988

**Completions**

Game \_\_\_\_\_ 44 at Indiana, 10/29/1988  
 Season \_\_\_\_\_ 290 in 1988

**Completion Percentage**

Game \_\_\_\_\_ 1.000 (12-12) vs. Northwestern, 11/9/2002  
 Season \_\_\_\_\_ .657 (276-420) in 1985

**Yards Gained**

Game \_\_\_\_\_ 584 at Northwestern, 11/7/1987  
 Season \_\_\_\_\_ 3,796 in 1987  
 Per game \_\_\_\_\_ 300.9 in 1985

**Touchdowns**

Game \_\_\_\_\_ 7 at Northwestern, 11/7/1987  
 Season \_\_\_\_\_ 30 in 1985

**Total Offense**
**Plays**

Game \_\_\_\_\_ 101 at Minnesota, 11/2/1968  
 Season \_\_\_\_\_ 971 in 1987

**Yards Gained**

Game \_\_\_\_\_ 713 vs. Northwestern, 10/8/1983  
 Season \_\_\_\_\_ 5,647 in 1983  
 Per game \_\_\_\_\_ 470.6 in 1983

**First Downs**
**Number**

Game \_\_\_\_\_ 36 vs. Washington State, 9/27/1969  
 Season \_\_\_\_\_ 284 in 1985  
 Per game \_\_\_\_\_ 23.7 in 1985

**Kickoff Returns**
**Number**

Season \_\_\_\_\_ 64 in 1973

**Yards Returned**

Season \_\_\_\_\_ 1,381 in 1973  
 Per return \_\_\_\_\_ 29.0 in 1941

**Punt Returns**
**Number**

Season \_\_\_\_\_ 48 in 2003

**Yards Returned**

Season \_\_\_\_\_ 636 in 1997  
 Per return \_\_\_\_\_ 17.0 in 1940

**Punting**
**Number**

Game \_\_\_\_\_ 16 vs. Notre Dame, 11/11/1939  
 Season \_\_\_\_\_ 87 in 2007

**Yards**

Game \_\_\_\_\_ 731 vs. Notre Dame, 11/11/1939  
 Season \_\_\_\_\_ 3,551 (87 punts, 40. 8 avg. ) in 2007

**Yards/Punt**

Game \_\_\_\_\_ 55.8 vs. Nebraska, 9/12/1981  
 Season \_\_\_\_\_ 45.5 in 1981

## Scoring

### Points

Game\_\_\_\_\_ 0 on 50 occasions (last vs. Ball State, 9/25/2010)  
 Season\_\_\_\_\_ 5 in 1899  
 Per game\_\_\_\_\_ 0.6 in 1899

### Touchdowns

Game\_\_\_\_\_ 0 on 62 occasions  
 (last vs. Western Michigan, 9/21/2013)  
 Season\_\_\_\_\_ 1 in 1899

## Rushing

### Attempts

Game\_\_\_\_\_ 17 at Purdue, 11/18/1989  
 Season\_\_\_\_\_ 362 in 1955

### Yards Gained

Game\_\_\_\_\_ (-73) at Purdue, 11/18/1989  
 Season\_\_\_\_\_ 950 in 1937  
 Per game\_\_\_\_\_ 79.7 in 1981

### Yards/Attempt

Game\_\_\_\_\_ (-4.2) at Purdue, 11/18/1989  
 Season\_\_\_\_\_ 2.4 in 1981

### Touchdowns

Game\_\_\_\_\_ 0 on many occasions (last at Purdue, 11/9/2013)  
 Season\_\_\_\_\_ 1 in 1899

## Passing

### Attempts

Game\_\_\_\_\_ 1 vs. South Dakota, 10/5/1940  
 1 at Notre Dame, 10/27/1945  
 Season\_\_\_\_\_ 62 in 1944

### Completions

Game\_\_\_\_\_ 0 on many occasions  
 2 vs. Georgia Tech, 1/5/2010  
 2 vs. Purdue, 10/24/1992  
 2 vs. Michigan State, 10/3/1987  
 Season\_\_\_\_\_ 19 in 1944

### Completion Percentage

Game\_\_\_\_\_ .000 on many occasions  
 .200 vs. Michigan State, 10/3/1987  
 Season\_\_\_\_\_ .270 in 1941

### Yards Gained

Game\_\_\_\_\_ -7 vs. Notre Dame, 10/23/1948  
 Season\_\_\_\_\_ 365 in 1941  
 Per game\_\_\_\_\_ 45.6 in 1941

### Touchdowns

Game\_\_\_\_\_ 0 on many occasions  
 (last vs. LSU, 1/1/2014)  
 Season\_\_\_\_\_ 0 on many occasions

## First Downs

### Number

Game\_\_\_\_\_ 2 vs. South Dakota, 10/5/1940  
 2 vs. Nebraska, 11/4/1944  
 Season\_\_\_\_\_ 67 in 1937  
 Per game\_\_\_\_\_ 8.4 in 1937

## Tackles

### For Loss

Game\_\_\_\_\_ 16 vs. Northwestern (-92 yards), 11/16/1991  
 Season\_\_\_\_\_ 114 in 1995

### QB Sacks

Game\_\_\_\_\_ 9 at Purdue (-74 yards), 11/18/1989  
 Season\_\_\_\_\_ 61 in 1991

## Turnovers

### Interceptions

Game\_\_\_\_\_ 7 vs. Wisconsin, 11/13/1982  
 Season\_\_\_\_\_ 23 in 2008 (13 games)  
 23 in 1987 (13 games)  
 23 in 1986 (12 games)

### Fumbles Recovered

Game\_\_\_\_\_ 7 at Purdue, 10/1/1949  
 Season\_\_\_\_\_ 26 in 1977

## Total Offense

### Plays

Game\_\_\_\_\_ 39 vs. Wyoming, 10/17/1953  
 Season\_\_\_\_\_ 475 in 1944

### Yards Gained

Game\_\_\_\_\_ 49 at Northwestern, 10/6/1984  
 Season\_\_\_\_\_ 1,467 in 1937  
 Per game\_\_\_\_\_ 183.3 in 1937

**Rushing (min. 175 yards)**

	Name	Att-Yards	TDs	Opponent	Date
1.	Tavian Banks	29-314	4	Tulsa	9/13/1997
2.	Ed Podolak	17-286	2	Northwestern	11/9/1968
3.	Marcus Coker	32-252	2	Minnesota	10/29/2011
4.	Sedrick Shaw	42-250	1	Michigan State	10/7/1995
5.	Phil Blatcher	27-247	2	Michigan State	11/21/1981
6.	Dennis Mosley	39-229	2	Iowa State	9/29/1979
7.	Marcus Coker	33-219	2	Missouri	12/28/2010
8.	<b>Mark Weisman</b>	<b>27-217</b>	<b>3</b>	<b>C. Michigan</b>	<b>9/22/2012</b>
	Shonn Greene	25-217	4	Wisconsin	10/18/2008
	Nick Bell	31-217	3	Wisconsin	10/14/1989
11.	Sedrick Shaw	41-214	3	Wisconsin	11/18/1995
12.	Shonn Greene	30-211	2	Purdue	11/15/2008
13.	Tavian Banks	18-204	2	Northern Iowa	9/6/1997
14.	Albert Young	38-202	2	Northwestern	11/5/2005
	Jim Jensen	21-202	2	Indiana	10/18/1975
16.	Eddie Phillips	36-198	1	Minnesota	10/23/1982
17.	Fred Russell	17-194	1	Minnesota	11/16/2002
	Tony Stewart	32-194	0	Iowa State	9/24/1988
	Bob Jeter	9-194	1	California	1/1/1959
20.	Frank Holmes	34-193	2	Oregon State	9/23/1972
21.	Ronnie Harmon	28-191	3	Illinois	9/29/1984
22.	Rick Bayless	33-183	0	Northwestern	10/25/1986
	Jerry Faske	20-183	1	Northwestern	10/22/1949
24.	Tavian Banks	18-182	3	Iowa State	9/14/1996
	Kevin Harmon	31-182	3	Iowa State	9/19/1987
26.	<b>Mark Weisman</b>	<b>30-180</b>	<b>2</b>	<b>Missouri State</b>	<b>9/7/2013</b>
27.	Albert Young	34-179	2	Michigan State	10/27/2007
28.	Sedrick Shaw	32-178	1	Iowa State	9/16/1995
29.	<b>Mark Weisman</b>	<b>21-177</b>	<b>1</b>	<b>Minnesota</b>	<b>9/29/2012</b>
30.	Jeff Brown	31-176	0	Indiana	9/13/1980
31.	Dennis Green	18-175	2	Texas Christian	9/28/1968

**Receiving (min. 150 yards)**

	Name	No-Yards	TDs	Opponent	Date
1.	Quinn Early	10-256	4	Northwestern	11/7/1987
2.	Deven Harberts	11-233	1	Indiana	10/29/1988
3.	Bill Happel	9-207	3	N. Illinois	9/21/1985
4.	Dave Moritz	11-192	2	Indiana	10/29/1983
5.	Keith Chappelle	12-191	2	Illinois	10/11/1980
6.	Tim Dwight	8-188	1	Northwestern	11/9/1996
7.	Tim Dwight	8-187	3	Iowa State	11/20/1997
8.	Marvin McNutt, Jr.	6-184	3	Indiana	10/22/2011
9.	D. Johnson-Koulianos	7-181	1	Minnesota	11/22/2008
10.	Dave Moritz	8-168	1	Tennessee	12/31/1982
11.	Scott Slutzker	8-167	0	Penn State	10/21/1995
12.	Clinton Solomon	5-166	2	Purdue	10/8/2005
13.	Jim Gibbons	9-164	2	Minnesota	11/9/1957
14.	Al Bream	12-160	2	Illinois	11/25/1967
15.	Andy Brodell	6-159	2	Texas	12/30/2006
	Andy Brodell	7-159	1	Minnesota	11/18/2006
	Marv Cook	9-159	1	Ohio State	11/14/1987
18.	Clinton Solomon	9-157	1	Minnesota	11/13/2004
	Dave Triplett	7-157	1	Wisconsin	10/30/1971
20.	Marvin McNutt, Jr.	4-155	1	Indiana	10/31/2009
	Karl Noonan	10-155	1	Wisconsin	10/17/1964
	Emlen Tunnell	6-155	3	Indiana	10/11/1947
23.	Scott Helverson	8-154	2	Iowa State	9/28/1985
24.	Marvin McNutt, Jr.	9-151	2	Purdue	11/19/2011
	Ed Hinkel	7-151	4	Minnesota	11/19/2005
	Jack Dittmer	5-151	2	Boston U.	11/20/1948

**Passing (min. 300 yards)**

	Name	Comp-Att	Yds	TDs	Opponent	Date
1.	Chuck Hartlieb	44-60	558	3	Indiana	10/29/1988
2.	Chuck Hartlieb	25-32	471	7	Northwestern	11/7/1987
3.	Chuck Long	29-39	461	6	Texas	12/26/1984
4.	Chuck Hartlieb	30-51	428	3	N. C. State	12/31/1988
5.	Scott Mullen	36-60	426	0	Indiana	10/23/1999
6.	Chuck Long	23-33	420	3	Northwestern	10/8/1983
7.	James Vandenberg	31-48	399	1	Pittsburgh	9/17/2011
	Chuck Long	19-26	399	6	Northwestern	10/26/1985
9.	Jon Beutjer	30-47	380	4	Indiana	9/30/2000
	Chuck Long	30-39	380	4	Michigan State	10/5/1985
11.	Matt Sherman	21-28	374	2	Penn State	10/21/1995
12.	Chuck Long	17-21	369	4	Purdue	10/13/1984
13.	Chuck Hartlieb	27-43	362	1	Michigan	10/17/1987
14.	Chuck Hartlieb	24-40	360	2	Ohio State	11/12/1988
15.	Drew Tate	19-33	357	3	Purdue	10/8/2005
16.	Drew Tate	26-36	354	2	Minnesota	11/18/2006
17.	Drew Tate	19-32	351	4	Minnesota	11/19/2005
18.	Drew Tate	32-55	346	3	Florida	1/2/2006
19.	Chuck Long	16-30	345	2	Penn State	9/17/1983
20.	Drew Tate	25-37	340	1	Michigan State	10/2/2004
	Scott Mullen	28-51	340	3	Minnesota	11/20/1999
22.	Ricky Stanzi	13-26	337	2	Indiana	10/31/2009
23.	Matt Sherman	18-37	334	2	Ohio State	10/28/1995
24.	Drew Tate	24-39	333	2	Minnesota	11/13/2004
	Chuck Hartlieb	20-37	333	1	Ohio State	11/14/1987
26.	Drew Tate	26-39	331	3	Ohio State	10/16/2004
27.	Matt Sherman	19-24	331	3	Northwestern	11/12/1994
28.	Chuck Hartlieb	26-41	328	2	Minnesota	11/21/1987
29.	Pete Gales	23-46	321	1	Purdue	11/8/1980
30.	Chuck Long	29-37	319	1	UCLA	1/1/1986
31.	Chuck Hartlieb	19-34	317	3	Purdue	10/24/1987
32.	Mike Cilek	27-48	316	2	Illinois	11/22/1967
33.	Scott Mullen	23-34	314	2	W. Michigan	9/9/2000
34.	Gary Snook	26-49	310	2	Purdue	10/24/1964
35.	Gary Snook	18-36	309	2	Minnesota	11/7/1964
36.	Jake Christensen	24-42	308	3	Indiana	9/29/2007
	Jim Hartlieb	25-39	308	3	Michigan	10/3/1992
38.	Chuck Long	19-26	304	3	Tennessee	12/31/1982
	Olen Treadway	26-41	304	1	Wisconsin	10/17/1959

**Total Offense (min. 350 yards)**

	Name	Rush	Pass	Total	Opponent	Date
1.	Chuck Hartlieb	(-42)	558	516	Indiana	10/29/1988
2.	Chuck Long	20	461	481	Texas	12/26/1984
3.	Scott Mullen	47	426	473	Indiana	10/23/1999
4.	Chuck Hartlieb	1	471	472	Northwestern	11/7/1987
5.	Chuck Hartlieb	(-18)	428	410	N. C. State	12/31/1988
6.	Chuck Long	6	399	405	Northwestern	10/26/1985
7.	Chuck Long	(-22)	420	398	Northwestern	10/8/1983
8.	James Vandenberg	(-8)	399	391	Pittsburgh	9/17/2011
9.	Jon Beutjer	10	380	390	Indiana	9/30/2000
10.	Chuck Long	5	380	385	Michigan State	10/5/1985
11.	Pete Gales	50	321	371	Purdue	11/8/1980
12.	Drew Tate	24	346	370	Florida	1/2/2006
13.	Drew Tate	12	357	369	Purdue	10/8/2005
14.	Drew Tate	11	354	365	Minnesota	11/18/2006
15.	Ricky Stanzi	24	337	361	Indiana	10/31/2009
16.	Chuck Long	(-9)	369	360	Purdue	10/13/1984
17.	Drew Tate	5	351	356	Minnesota	11/19/2005
18.	Drew Tate	24	331	355	Ohio State	10/16/2004



**Scoring**

	Name	Points	TDs-PAT	Opponent	Date
1.	Shonn Greene	24	4-0	Wisconsin	10/18/2008
	Ed Hinkel	24	4-0	Minnesota	11/19/2005
	Tavian Banks	24	4-0	Iowa State	9/20/1997
	Tavian Banks	24	4-0	Tulsa	9/13/1997
	Mike Saunders	24	4-0	Indiana	11/9/1991
	Quinn Early	24	4-0	Northwestern	11/7/1987
	Owen Gill	24	4-0	Iowa State	9/10/1983
	Dennis Mosley	24	4-0	Indiana	9/8/1979
	Larry Lawrence	24	4-0	Minnesota	11/2/1968
8.	Nile Kinnick	23	3-5	South Dakota	9/30/1939
9.	36 players tied with 18 (last time by Mark Weisman vs. C. Michigan, 9/22/2012)				

**Interceptions**

	Name	INT	Opponent	Date
1.	Tyler Sash	3	Iowa State	9/12/2009
	Grant Steen	3	Indiana	10/19/2002

**Interceptions Returns for Touchdowns**

	Name	TDs	Opponent	Date
1.	B.J. Lowery	2 (35 & 13 yards)	W. Michigan	9/21/2013

**Punt Returns for Touchdowns**

	Name	TDs	Opponent	Date
1.	Kevonte Martin-Manley	2	W. Michigan	9/21/2013 (83 & 63 yards)

**Tackles (min. 20 tackles)**

	Name	Total	Solo-Asst	Opponent	Date
1.	Dave Clement	29	7-22	Oregon State	9/19/1970
2.	Bobby Diaco	26	10-16	Indiana	10/14/1995
3.	Dave Brooks	26	13-13	Illinois	11/21/1970
4.	Bob Sanders	25	14-11	Indiana	10/20/2001
5.	Dave Moreland	23	15-8	Minnesota	10/15/1966
6.	Greg Allison	22	7-15	Purdue	10/26/1968
	Andre Jackson	22	13-9	Michigan State	10/28/1972
8.	Mike Phillips	21	7-14	Purdue	10/26/1968
	Andre Jackson	21	8-13	Ohio State	9/16/1972
	Andre Jackson	21	11-10	Purdue	11/15/1975
	Larry Station	21	17-4	Minnesota	11/17/1984
	Jim Reilly	21	14-7	Indiana	10/29/1988
13.	Abdul Hodge	20	14-6	Michigan	10/22/2005
	Dave Clement	20	11-9	Illinois	11/21/1970
	Andre Jackson	20	15-5	Minnesota	10/21/1972
	Andre Jackson	20	13-7	Michigan	9/15/1973
	Andre Jackson	20	15-5	UCLA	9/22/1973
	Bob Salter	20	12-8	Ohio State	11/17/1973
	Tom Rusk	20	16-4	UCLA	10/1/1977
	Larry Station	20	13-7	Purdue	10/15/1983
	George Davis	20	18-2	Minnesota	11/17/1984
	Larry Station	20	17-3	Michigan State	10/5/1985
	Dave Haight	20	14-6	Michigan	10/18/1986
	Brad Quast	20	12-8	Iowa State	9/24/1988
	Melvin Foster	20	13-7	Michigan State	10/6/1990
	Eric Thigpen	20	11-9	Wisconsin	10/24/1998

**NOTE: Players listed in boldface are current players.**

**Rushing (min. 700 yards)**

	Name	Att-Yards	Avg	TDs	Year
1.	Shonn Greene	307-1,850	6.0	20	2008
2.	Tavian Banks	260-1,691	6.5	17	1997
3.	Sedrick Shaw	316-1,477	4.7	15	1995
4.	Marcus Coker	281-1,384	4.9	15	2011
5.	Fred Russell	282-1,355	4.8	7	2003
6.	Albert Young	249-1,334	5.4	8	2005
7.	Dennis Mosley	270-1,267	4.7	12	1979
8.	Fred Russell	220-1,264	5.7	9	2002
9.	Ronnie Harmon	223-1,166	5.2	9	1985
10.	Rick Bayless	216-1,150	5.3	10	1986
11.	Sedrick Shaw	224-1,116	5.0	9	1996
12.	Ladell Betts	232-1,090	4.7	5	2000
13.	Ladell Betts	222-1,060	4.8	10	2001
14.	Tony Stewart	215-1,036	4.8	8	1988
15.	Mike Saunders	216-1,022	4.7	10	1991
16.	Nick Bell	166-1,009	6.1	12	1990
17.	Sedrick Shaw	170-1,002	5.9	7	1994
18.	<b>Mark Weisman</b>	<b>227-975</b>	<b>4.3</b>	<b>8</b>	<b>2013</b>
19.	Albert Young	206-968	4.7	6	2007
20.	Adam Robinson	203-941	4.6	10	2010
21.	Ed Podolak	154-937	6.1	8	1968
22.	Owen Gill	199-920	4.6	4	1984
23.	Ronnie Harmon	190-907	4.8	11	1984
24.	Levi Mitchell	205-900	4.4	3	1970
25.	Ladell Betts	189-857	4.5	5	1999
26.	Tony Stewart	157-844	5.4	3	1990
27.	Adam Robinson	181-834	4.6	5	2009
28.	<b>Mark Weisman</b>	<b>159-815</b>	<b>5.1</b>	<b>8</b>	<b>2012</b>
29.	Eddie Phillips	166-806	4.9	5	1982
30.	Owen Gill	129-798	6.2	10	1983
31.	Albert Young	178-779	4.4	7	2006
32.	Eddie Phillips	162-778	4.8	8	1983
33.	Phil Blatcher	157-737	4.7	8	1981
	Bill Reichardt	178-737	4.2	2	1951
35.	Kevin Harmon	151-715	4.7	6	1987
36.	Jermelle Lewis	123-709	5.8	8	2002

**Passing (min. 1,500 yards)**

	Name	Comp-Att	Pct.	Yards	TDs	Year
1.	Chuck Hartlieb	288-460	.626	3,738	17	1988
2.	Chuck Long	260-388	.670	3,297	27	1985
3.	Chuck Hartlieb	217-334	.650	3,092	19	1987
4.	James Vandenberg	232-404	.574	3,022	25	2011
5.	Ricky Stanzi	221-345	.641	3,004	25	2010
6.	Chuck Long	216-322	.671	2,871	22	1984
7.	Drew Tate	219-352	.622	2,828	22	2005
8.	Drew Tate	233-375	.621	2,786	20	2004
9.	Drew Tate	207-352	.588	2,623	18	2006
10.	Chuck Long	157-265	.592	2,601	14	1983
11.	Brad Banks	170-294	.578	2,573	26	2002
12.	Matt Sherman	170-295	.576	2,546	14	1995
13.	Ricky Stanzi	171-304	.562	2,417	17	2009
14.	<b>Jake Rudock</b>	<b>204-346</b>	<b>.590</b>	<b>2,383</b>	<b>18</b>	<b>2013</b>
15.	Matt Rodgers	185-283	.654	2,275	14	1991
16.	Jake Christensen	198-370	.535	2,269	17	2007
17.	James Vandenberg	223-389	.573	2,249	7	2012
18.	Matt Rodgers	187-310	.603	2,228	15	1990
19.	Matt Rodgers	178-312	.571	2,222	12	1989
20.	Paul Burmeister	184-309	.596	2,152	10	1993
21.	Gary Snook	151-311	.485	2,062	11	1964
22.	Nathan Chandler	165-307	.537	2,040	18	2003
23.	Kyle McCann	167-252	.663	2,028	16	2001
24.	Ricky Stanzi	150-254	.591	1,956	14	2008
25.	Matt Sherman	154-264	.583	1,918	12	1996
26.	Larry Lawrence	113-239	.473	1,680	10	1969
27.	Chuck Long	148-227	.652	1,678	11	1982
28.	Jim Hartlieb	144-226	.637	1,579	12	1992

**Receiving (min. 600 yards)**

	Name	No-Yards	Avg.	TDs	Year
1.	Marvin McNutt, Jr.	82-1,315	16.0	12	2011
2.	Keith Chappelle	64-1,037	16.2	6	1980
3.	Kevin Kasper	82-1,010	12.3	7	2000
4.	Quinn Early	63-1,004	15.9	10	1987
5.	Maurice Brown	48-966	20.1	11	2002
6.	Karl Noonan	59-933	15.8	4	1964
7.	Dave Moritz	50-912	18.2	5	1983
8.	Clinton Solomon	58-905	15.6	6	2004
9.	Bill Happel	56-901	16.1	8	1985
10.	Deven Harberts	53-880	16.6	6	1988
11.	Marvin McNutt, Jr.	53-861	16.2	8	2010
12.	Kahlil Hill	59-841	14.3	8	2001
13.	Tim Dwight	46-816	17.7	9	1995
14.	Marv Cook	49-803	16.4	2	1987
15.	Clinton Solomon	46-800	17.4	7	2005
16.	Marv Cook	63-767	12.2	3	1988
17.	Danan Hughes	43-757	17.6	8	1991
18.	Tim Dwight	51-751	14.7	4	1996
19.	Derrell Johnson-Koulianos	45-750	16.7	2	2009
20.	Derrell Johnson-Koulianos	46-745	16.2	10	2010
21.	Ed Hinkel	63-744	11.8	7	2004
22.	Dallas Clark	43-742	17.3	4	2002
23.	Kerry Reardon	43-738	17.2	6	1969
24.	Ronnie Harmon	35-729	20.8	5	1983
25.	Andy Brodell	39-724	18.6	5	2006
26.	Keenan Davis	50-713	14.3	4	2011
27.	Al Bream	55-704	12.8	5	1967
	Tim Dwight	42-704	16.8	8	1997
29.	Scott Helverson	54-703	13.0	5	1985
30.	Ronnie Harmon	60-699	11.7	1	1985
31.	Marvin McNutt, Jr.	34-674	19.8	8	2009
32.	Kevin Kasper	60-664	11.1	3	1999
33.	Dominique Douglas	49-654	13.3	2	2006
34.	Derrell Johnson-Koulianos	44-639	14.5	3	2008
35.	Bill Happel	47-632	13.4	3	1984
36.	Harold Jasper	33-621	18.8	2	1994
37.	Kahlil Hill	58-619	10.7	5	2000
38.	Dave Moritz	41-605	14.8	3	1982
39.	Alan Cross	55-600	10.9	5	1992
	Jim Mauro	30-600	20.0	5	1986

# INDIVIDUAL SEASON BESTS

## Total Offense (min. 1,600 yards)

	Name	Rush	Pass	Total	TDR*	Year
1.	Chuck Hartlieb	(-208)	3,738	3,530	18	1988
2.	Chuck Long	(-125)	3,297	3,172	29	1985
3.	James Vandenberg	61	3,022	3,083	28	2011
4.	Brad Banks	423	2,573	2,996	31	2002
5.	Chuck Hartlieb	(-159)	3,092	2,933	20	1987
6.	Drew Tate	41	2,828	2,869	23	2005
7.	Ricky Stanzi	(-6)	3,004	2,998	27	2010
8.	Drew Tate	124	2,623	2,747	18	2006
9.	Chuck Long	(-154)	2,871	2,717	26	1984
10.	Drew Tate	(-76)	2,786	2,710	22	2004
11.	<b>Jake Rudock</b>	<b>218</b>	<b>2,383</b>	<b>2,601</b>	<b>23</b>	<b>2013</b>
12.	Chuck Long	(-60)	2,601	2,541	19	1983
13.	Matt Rodgers	140	2,275	2,415	18	1991
14.	Matt Sherman	(-153)	2,546	2,393	15	1995
15.	Ricky Stanzi	(-31)	2,417	2,386	17	2009
16.	Matt Rodgers	64	2,228	2,292	24	1990
17.	Jake Christensen	0	2,269	2,269	18	2007
18.	James Vandenberg	16	2,249	2,265	11	2012
19.	Nathan Chandler	138	2,040	2,178	24	2003
20.	Matt Rodgers	(-74)	2,222	2,148	14	1989
21.	Kyle McCann	78	2,028	2,106	19	2001
22.	Larry Lawrence	406	1,680	2,086	15	1969
23.	Gary Snook	(-18)	2,062	2,044	15	1964
24.	Ricky Stanzi	20	1,956	1,976	14	2008
25.	Paul Burmeister	(-257)	2,152	1,895	13	1993
26.	Shonn Greene	1,850	0	1,850	20	2008
27.	Chuck Long	121	1,678	1,799	15	1982
28.	Matt Sherman	(-186)	1,918	1,732	13	1996
29.	Tavian Banks	1,691	0	1,691	17	1997
30.	Jim Hartlieb	60	1,579	1,639	14	1992

\*TDR - - touchdowns responsible for

## Scoring (min. 70 points)

	Name	Points	TDs-PAT-FG	Year
1.	Shonn Greene	120	20-0-0	2008
	Nate Kaeding	120	0-57-21	2002
3.	Tavian Banks	114	19-0-0	1997
4.	Nate Kaeding	106	1-40-20	2003
5.	Rob Houghtlin	105	0-48-19	1985
6.	Rob Houghtlin	104	0-41-21	1987
7.	Dennis Mosley	96	16-0-0	1979
8.	Kyle Schlicher	94	0-43-17	2005
9.	Kyle Schlicher	92	0-29-21	2004
	Sedrick Shaw	92	15-1-0	1995
11.	Marcus Coker	90	15-0-0	2011
12.	Mike Meyer	89	0-41-16	2013
	Daniel Murray	89	0-32-19	2009
	Tom Nichol	89	0-41-16	1984
15.	Mike Meyer	86	0-44-14	2011
	Tom Nichol	86	0-44-14	1983
17.	Nate Kaeding	85	0-49-12	2001
18.	Nick Bell	84	14-0-0	1990
19.	Jeff Skillett	83	0-47-12	1990
20.	Rob Houghtlin	81	0-39-14	1986
21.	Mike Saunders	78	13-0-0	1991
22.	Mike Meyer	76	0-25-17	2012
23.	Mike Meyer	73	0-31-14	2010
24.	Zach Bromert	72	0-51-7	1997
	Ronnie Harmon	72	12-0-0	1984
	Marvin McNutt, Jr.	72	12-0-0	2011
27.	Kyle Schlicher	71	0-32-13	2006
28.	Trent Mossbrucker	70	0-31-13	2008

## Interceptions (min. 6 interceptions)

	Name	No-Yards	Avg.	TDs	Year
1.	Lou King	8-62	7.8	0	1981
	Nile Kinnick	8-52	6.5	0	1939
3.	Kerry Burt	7-15	2.1	0	1987
	Jay Norvell	7-93	13.3	0	1985
	Steve Wilson	7-83	11.9	0	1967
6.	Tyler Sash	6-203	33.8	1	2009
	Jovon Johnson	6-81	13.5	0	2003
	Damien Robinson	6-99	16.5	0	1996
	Plez Atkins	6-96	16.2	2	1995
	Mike Stoops	6-154	25.7	0	1983
	Rod Sears	6-50	8.3	0	1976

## Tackles (min. 115 tackles)

	Name	Total	Solo-Ast	Year
1.	Andre Jackson	171	83-88	1972
2.	Abdul Hodge	158	98-60	2005
3.	Chad Greenway	156	95-61	2005
4.	Pat Angerer	145	48-97	2009
5.	Abdul Hodge	141	84-57	2003
6.	Dave Clement	140	75-65	1970
	Jim Reilly	139	82-57	1988
	Dave Simms	139	84-55	1971
9.	Larry Station	138	81-57	1983
	Tom Rusk	138	105-33	1977
11.	Larry Station	137	85-52	1984
12.	Matt Hughes	136	92-44	1996
13.	Bobby Diaco	134	62-72	1995
14.	Brad Quast	133	78-55	1988
15.	Chad Greenway	132	78-54	2003
16.	Mike Dailey	131	82-49	1993
17.	Dave Brooks	130	75-55	1970
18.	Mike Klinkenborg	129	61-68	2006
	George Davis	129	82-47	1986
	Larry Station	129	91-38	1985
21.	Dan LaFleur	127	75-52	1973
22.	Vernon Rollins	126	77-49	1996
	Dave Haight	126	81-45	1987
	Andre Jackson	126	83-43	1975
25.	Mel Cole	125	72-53	1980
26.	Anthony Hitchens	124	56-68	2012
	Rod Barnhart	124	70-54	1967
28.	Mike Humpal	123	46-77	2007
29.	Bob Sanders	122	78-44	2001
30.	Mike Phillips	119	77-42	1968
31.	Dave Simms	117	63-54	1972
32.	Abdul Hodge	116	79-37	2004
	Fred Barr	116	73-43	2001
	Bobby Diaco	116	67-49	1994
	Melvin Foster	116	38-78	1989
36.	Dan LaFleur	115	74-41	1974

**NOTE: Players listed in boldface are current players.**

**Rushing (min. 1,000 yards)**

Name	Att-Yards	Avg.	TDs	Years
1. Sedrick Shaw	837-4,156	5.0	33	1993-96
2. Ladell Betts	831-3,686	4.4	25	1998-01
3. Albert Young	660-3,173	4.8	23	2004-07
4. Tavian Banks	505-2,977	5.9	33	1994-97
5. Fred Russell	514-2,760	5.4	17	2001-03
6. Tony Stewart	532-2,562	4.8	17	1987-90
7. Owen Gill	489-2,556	5.2	22	1981-84
8. Ronnie Harmon	443-2,271	5.1	22	1982-85
9. Eddie Phillips	465-2,177	4.7	19	1980-83
10. Dennis Mosley	458-2,133	4.6	14	1976-79
11. Shonn Greene	347-2,107	6.1	19	2005-06, 08
12. Marcus Coker	395-2,006	5.1	18	2010-2011
13. Levi Mitchell	425-1,927	4.5	10	1969-71
<b>14. Mark Weisman</b>	<b>368-1,790</b>	<b>4.6</b>	<b>16</b>	<b>2012-pr.</b>
15. Adam Robinson	384-1,775	4.6	15	2009-10
16. Nick Bell	311-1,748	5.6	18	1988-90
17. Ed Podolak	407-1,710	4.2	14	1966-68
18. Bill Reichardt	384-1,665	4.3	6	1949-51
19. Jim Jensen	367-1,661	4.5	9	1972-75
20. David Hudson	340-1,629	4.8	24	1985-88
21. Tim Sullivan	357-1,584	4.4	15	1967-70
22. Rick Bayless	317-1,561	4.9	13	1984-87
23. Damian Sims	279-1,504	5.4	13	2004-07
24. Mike Saunders	309-1,476	4.8	16	1988-91
25. Ryan Terry	293-1,443	4.9	12	1992-94
26. Silas McKinnie	254-1,390	5.5	10	1965-67
27. Eddie Vincent	227-1,373	6.0	11	1953-55
28. Larry Ferguson	215-1,297	6.0	10	1959-62
29. Jerry Faske	223-1,240	5.6	9	1948-50
30. Jon Lazar	304-1,225	4.0	7	1975-78
31. Kevin Harmon	243-1,151	4.7	12	1984-87
32. Jermelle Lewis	226-1,150	5.1	10	2002-04
33. Bill Green	299-1,135	3.8	13	1939-41
34. Norm Granger	203-1,099	5.4	5	1980-83
35. Lew Montgomery	266-1,093	4.1	17	1989-92
36. Marvin Lampkin	256-1,066	4.2	5	1989-92
37. Phil Blatcher	213-1,061	5.0	10	1978-81
Butch Caldwell	330-1,061	3.2	12	1972-76
39. George Rice	238-1,050	4.4	12	1951-53
40. George Broeder	256-1,025	4.0	7	1951-54
41. Bob Jeter	171-1,016	5.9	7	1957-59
42. Ray Jauch	177-1,010	5.7	6	1957-59
43. Mark Fetter	242-1,006	4.2	6	1972-75
<b>44. Damon Bullock</b>	<b>263-1,000</b>	<b>3.8</b>	<b>4</b>	<b>2011-pr.</b>

**Passing (min. 2,000 yards)**

Name	Comp-Att	Pct.	Yards	TDs	Years
1. Chuck Long	782-1,203	.650	10,461	74	1981-85
2. Drew Tate	665-1,090	.610	8,292	61	2003-06
3. Ricky Stanzi	542-907	.598	7,377	56	2007-10
4. Chuck Hartlieb	512-802	.638	6,934	37	1986-88
5. Matt Rodgers	550-905	.608	6,725	41	1988-91
6. Matt Sherman	448-776	.577	6,399	43	1994-97
7. James Vandenberg	507-888	.571	5,786	35	2009-12
8. Kyle McCann	357-603	.592	4,349	23	1998-01
9. Gary Snook	280-631	.443	3,738	20	1963-65
10. Brad Banks	213-362	.588	3,155	30	2001-02
11. Larry Lawrence	201-395	.509	2,987	17	1968-69
12. Jake Christensen	257-468	.549	2,950	21	2006-08
13. Paul Burmeister	242-419	.578	2,943	16	1990-93
14. Scott Mullen	229-428	.535	2,625	11	1997-00
15. Randy Duncan	186-328	.564	2,615	23	1956-58
<b>16. Jake Rudock</b>	<b>204-346</b>	<b>.590</b>	<b>2,383</b>	<b>18</b>	<b>2012-pr.</b>
17. Ed Podolak	172-398	.432	2,316	8	1966-68
18. Nathan Chandler	177-327	.541	2,201	19	2002-03
19. Phil Suess	175-325	.538	2,196	12	1977-80

20. Jim Hartlieb	181-291	.622	2,064	17	1989-92
21. Matt Szykowny	155-290	.534	2,038	14	1960-62
22. Randy Reiners	142-279	.509	2,008	16	1996-99

**Receiving (min. 1,000 yards)**

Name	No-Yards	Avg.	TDs	Years
1. Marvin McNutt, Jr.	170-2,861	16.8	28	2008-2011
2. D. Johnson-Koulianos	173-2,616	15.1	17	2007-10
3. Tim Dwight	139-2,271	16.3	21	1994-97
4. Danan Hughes	146-2,216	15.2	21	1989-92
5. Ronnie Harmon	146-2,045	14.0	10	1982-85
6. Kevin Kasper	157-1,974	12.6	11	1997-00
7. Dave Moritz	109-1,912	17.5	9	1980-83
8. Kahlil Hill	152-1,892	12.4	15	1998-01
9. Clinton Solomon	118-1,864	15.8	14	2002, 2004-05
10. Harold Jasper	107-1,863	17.4	8	1991-94
11. Quinn Early	106-1,845	17.4	13	1984-87
12. Marv Cook	126-1,825	14.5	6	1986-88
13. Travis Watkins	108-1,765	16.3	10	1986-89
14. Bill Happel	112-1,685	15.0	10	1982-85
15. Al Bream	114-1,642	14.4	7	1966-68
16. Ed Hinkel	135-1,588	11.8	15	2002-05
17. Maurice Brown	84-1,515	18.0	15	2000-03
18. Karl Noonan	102-1,478	14.5	4	1963-65
19. Keenan Davis	112-1,470	13.1	7	2009-12
20. Scott Chandler	117-1,467	12.5	10	2003-06
21. Robert Smith	69-1,438	20.8	16	1983-86
22. Andy Brodell	91-1,395	15.3	9	2005-08
23. Keith Chappelle	86-1,377	16.0	9	1979-80
24. Kerry Reardon	81-1,361	16.8	11	1968-70
<b>25. Kevonte Martin-Manley</b>	<b>122-1,282</b>	<b>10.5</b>	<b>10</b>	<b>2011-pr.</b>
26. Dallas Clark	81-1,281	15.8	8	2001-02
27. Bill Schultz	57-1,272	22.3	9	1973-76
28. Scott Stutzker	95-1,261	13.3	5	1992-95
29. Alan Cross	96-1,259	13.1	8	1989-92
30. Mike Flagg	86-1,187	13.8	13	1984-87
31. Deven Harberts	66-1,170	17.7	8	1987-88
32. Jon Filloon	80-1,164	14.6	3	1988-91
33. Scot Helverson	84-1,149	13.7	13	1983-86
34. Jim Gibbons	69-1,099	15.9	11	1955-57
35. Barry Crees	66-1,069	16.2	2	1966-68
36. Cloyd Webb	61-1,029	16.9	10	1961-63

**Total Offense (min. 2,500 yards)**

Name	Rush	Pass	Yards	Years
1. Chuck Long	(-207)	10,461	10,254	1981-85
2. Drew Tate	135	8,292	8,427	2003-06
3. Ricky Stanzi	(-4)	7,377	7,373	2007-10
4. Matt Rodgers	130	6,725	6,855	1988-91
5. Chuck Hartlieb	(-364)	6,934	6,570	1986-88
6. Matt Sherman	(-451)	6,399	5,948	1994-97
7. James Vandenberg	67	5,786	5,853	2009-12
8. Kyle McCann	(-134)	4,349	4,215	1998-01
9. Sedrick Shaw	4,156	0	4,156	1993-96
10. Ed Podolak	1,710	2,316	4,026	1966-68
11. Gary Snook	79	3,738	3,817	1963-65
12. Brad Banks	574	3,155	3,729	2001-02
13. Ladell Betts	3,686	23	3,709	1998-01
14. Larry Lawrence	567	2,987	3,554	1968-69
15. Jake Christensen	27	2,950	2,977	2006-08
Tavian Banks	2,977	0	2,977	1994-97
17. Randy Duncan	104	2,615	2,719	1956-58
18. Butch Caldwell	1,061	1,651	2,712	1972-76
19. Scott Mullen	84	2,625	2,709	1997-00
20. Paul Burmeister	(-265)	2,943	2,678	1991-93
<b>21. Jake Rudock</b>	<b>218</b>	<b>2,383</b>	<b>2,601</b>	<b>2012-pr.</b>
22. Tony Stewart	2,562	8	2,570	1987-90
23. Owen Gill	2,556	0	2,556	1981-84



# INDIVIDUAL CAREER BESTS

## All-Purpose Yards

	Name	Rush	Rec	PR	KR	Total	Year
1.	Sedrick Shaw	4,225	438	0	380	5,043	1993-96
2.	Ronnie Harmon	2,271	2,045	7	662	4,985	1982-85
3.	Tim Dwight	322	2,271	1,102	1,195	4,890	1994-97
4.	Ladell Betts	3,686	702	0	9	4,397	1998-01
5.	D. Johnson-Koulianos	65	2,616	0	1,575	4,256	2007-10
6.	Tavian Banks	2,977	388	5	785	4,155	1994-97
7.	Albert Young	3,173	703	0	245	4,121	2004-07
8.	Kahlil Hill	9	1,892	556	1,509	3,966	1998-01
9.	Danan Hughes	(-3)	2,216	0	1,161	3,374	1989-92
10.	Tony Stewart	2,562	387	0	399	3,348	1991-94
11.	Harold Jasper	0	1,863	532	938	3,333	1991-94
12.	Levi Mitchell	1,927	459	0	881	3,267	1969-71
13.	Fred Russell	2,760	45	0	337	3,142	2001-03
14.	Owen Gill	2,544	475	0	0	3,019	1981-84
15.	Marvin McNutt, Jr.	63	2,861	0	0	2,924	2008-11
16.	Dennis Mosley	2,133	339	0	278	2,750	1976-79
17.	Eddie Phillips	2,177	430	13	39	2,659	1980-83

## Scoring (min. 100 points)

	Name	Points	TDs-PAT-FG	Years
1.	Nate Kaeding	373	1-166-67	2000-03
2.	Mike Meyer	324	0-141-61	2010-13
3.	Rob Houghtlin	290	0-128-54	1985-87
4.	Tom Nichol	277	0-142-45	1981-84
5.	Kyle Schlicher	260	0-107-51	2004-06
6.	Tavian Banks	218	36-1-0	1994-97
	Zach Bromert	218	0-140-26	1995-98
8.	Sedrick Shaw	214	35-2-0	1993-96
	Jeff Skillett	214	0-112-34	1988-91
10.	Tim Dwight	192	32-0-0	1994-97
	Ronnie Harmon	192	32-0-0	1982-85
12.	David Hudson	166	27-2-0	1985-88
13.	Marvin McNutt, Jr.	168	28-0-0	2008-11
14.	Ladell Betts	162	27-0-0	1998-01
15.	Daniel Murray	158	0-59-33	2007-10
16.	Albert Young	150	25-0-0	2004-07
17.	Mike Saunders	144	24-0-0	1988-91
18.	Nick Bell	132	22-0-0	1988-90
	Owen Gill	132	22-0-0	1981-84
20.	Danan Hughes	128	21-1-0	1989-92
21.	George Rice	126	21-0-0	1951-53
22.	Eddie Phillips	120	20-0-0	1980-83
23.	D. Johnson-Koulianos	114	19-0-0	2007-10
	Shonn Greene	114	19-0-0	2005-06, 08
	Kahlil Hill	114	19-0-0	1998-01
	Tony Stewart	114	19-0-0	1987-90
27.	Dennis Mosley	108	18-0-0	1976-79
	Marcus Coker	108	18-0-0	2010-11
29.	Nick Quartaro	106	0-55-17	1974-76
30.	Ed Hinkel	102	17-0-0	2002-05
	Fred Russell	102	17-0-0	2000-03
	Lew Montgomery	102	17-0-0	1989-92
	Robert Smith	102	17-0-0	1983-86
34.	Wilburn Hollis	100	16-2-0	1959-61

## Interceptions (min. 8 interceptions)

	Name	No-Yards	Avg.	TDs	Years
1.	Devon Mitchell	18-202	11.2	0	1982-85
	Nile Kinnick	18-91	5.0	0	1937-39
3.	Jovan Johnson	17-183	10.8	1	2002-05
4.	Damien Robinson	14-196	14.0	0	1993-96
5.	Tyler Sash	13-392	30.2	1	2008-10
6.	Brett Greenwood	12-83	6.9	0	2007-10
	Steve Wilson	12-118	9.8	0	1966-68
8.	Plez Atkins	11-153	13.9	2	1994-97
	Brad Quast	11-217	19.7	1	1986-89
10.	Tom Knight	10-237	23.7	3	1993-96

	Merton Hanks	10-78	7.8	0	1987-90
	Kerry Burt	10-46	4.6	0	1984-87
	Lou King	10-90	9.0	0	1978-81
14.	Mike Stoops	9-194	21.6	0	1981-84
	Scott Plate	9-60	6.7	0	1990-93
	Rod Sears	9-166	18.4	1	1975-77
	Craig Clemons	9-23	2.6	0	1969-71
18.	Micah Hyde	8-142	17.8	2	2009-12
	Antwan Allen	8-78	9.8	0	2002-05
	Tarig Holman	8-36	4.5	0	1996-99
	Jason Olejniczak	8-43	5.4	1	1990-93
	Nate Creer	8-60	7.5	0	1982-85
	Bobby Stoops	8-80	10.0	0	1979-82
	Jim Caldwell	8-68	8.5	0	1973-76
	Rick Penney	8-100	12.5	0	1972-75

## Tackles (min. 225 tackles)

	Name	Total	Solo	Ast.	Years
1.	Larry Station	492	308	184	1982-85
2.	Andre Jackson	465	275	190	1972-75
3.	Abdul Hodge	453	289	164	2002-05
4.	Brad Quast	435	234	201	1986-89
5.	Chad Greenway	416	252	164	2002-05
6.	James Morris	400	180	220	2010-13
7.	Fred Barr	376	217	159	1999-02
8.	Tom Rusk	361	247	114	1975-78
9.	Matt Hughes	354	206	148	1995-98
10.	Bob Sanders	348	235	113	2000-03
11.	Dave Haight	346	213	133	1985-88
12.	Aaron Kampman	342	209	133	1998-01
13.	Melvin Foster	337	155	182	1987-90
14.	Bobby Diaco	334	175	159	1992-95
15.	George Davis	330	216	114	1983-86
16.	Christian Kirksey	315	151	164	2010-13
17.	Mike Wells	313	185	128	1990-93
18.	Damien Robinson	291	183	108	1993-96
19.	Jason Olejniczak	275	176	99	1990-93
20.	Todd Simonsen	272	152	120	1979-81
21.	Anthony Hitchens	270	125	144	2010-13
	Rick Penney	270	178	92	1972-75
23.	Jeremiha Hunter	269	87	182	2007-10
24.	Pat Dean	266	170	96	1978-81
25.	Rod Barnhart	264	165	99	1967-69
26.	John Derby	262	151	111	1988-91
27.	Craig Clemons	261	182	79	1969-71
28.	Jared DeVries	260	164	96	1995-98
29.	Dave Simms	256	147	109	1970-72
30.	Dave Bryant	253	181	72	1972-75
31.	Pat Angerer	248	87	161	2006-09
	Merton Hanks	248	166	82	1987-90
33.	Dan LaFleur	247	152	95	1972-74
34.	Jim Johnson	245	145	100	1987-90
35.	Mel Cole	244	144	100	1978-81
36.	Leven Weiss	240	158	82	1976-79
37.	Micah Hyde	237	153	84	2009-12
	Vernon Rollins	237	128	109	1995-97
39.	Antwan Allen	235	174	61	2002-05
	Kevin Spitzig	235	146	89	1980-84
41.	Matt Kroul	234	84	150	2005-08
42.	Dave Brooks	232	134	98	1969-70
	John Harty	232	136	96	1977-80
44.	Mark Bortz	231	126	105	1979-82
45.	Bobby Stoops	230	129	101	1979-82
46.	Brett Greenwood	229	117	112	2007-10
	Roger Meyer	229	140	89	1998-01
48.	Mitch King	226	121	105	2005-08

**NOTE: Players listed in boldface are current players.**

**Rushing Offense**

	Opponent	Att-Yds	TD	Date
1.	Minnesota	47-517	7	11-19-1983
2.	Washington State	65-464	6	9-27-1969
3.	Cincinnati	67-455	9	9-15-1990
4.	Wisconsin	69-439	5	11-8-1975
5.	Northwestern	49-431	6	11-9-1968
6.	California	55-429	5	1-1-1959
7.	Notre Dame	45-409	6	11-24-1956
8.	Tulsa	51-408	4	9-13-1997
9.	Michigan State	63-397	3	11-21-1981
10.	Washington State	51-396	7	10-3-1953

**Passing Offense**

	Opponent	Co-Att	Yds	TD	Date
1.	Northwestern	32-44	584	7	11-7-1987
2.	Northwestern	28-43	575	5	10-8-1983
3.	Indiana	44-62	558	3	10-29-1988
4.	Texas	30-40	469	6	12-26-1984
5.	Purdue	20-29	438	4	10-13-1984
6.	N. C. State	30-51	428	3	12-31-1988
7.	Indiana	36-61	426	0	10-23-1999
8.	Indiana	25-39	409	3	10-29-1983
9.	Northwestern	19-26	399	6	10-26-1985
	Pittsburgh	31-48	399	3	9-17-2011

**Total Offense**

	Opponent	Rush-Pass	Total	Date
1.	Northwestern	138-575	713	10-8-1983
2.	Washington State	464-232	696	9-27-1969
3.	Northwestern	90-584	674	11-7-1987
4.	Cincinnati	455-207	662	9-15-1990
5.	Northern Iowa	379-279	658	9-6-1997
	Indiana	249-409	658	10-29-1983
7.	Minnesota	517-139	656	11-19-1983
8.	Utah State	320-328	648	9-28-1957
9.	Northwestern	431-208	639	11-9-1968
10.	Tulsa	408-217	625	9-13-1997

**Scoring Offense**

	Opponent	Score	Date
1.	Northern Iowa	95-0	10-3-1914
2.	Coe	92-0	10-10-1908
3.	Iowa Wesleyan	91-0	11-1-1890
4.	Cornell	88-0	10-1-1904
5.	Northwestern	78-6	10-29-1913
6.	Cornell	76-0	10-15-1913
7.	Des Moines	72-0	11-11-1905
8.	Utah State	70-14	9-28-1957
9.	Texas-El Paso	69-7	9-27-1986
	Grinnell	69-0	11-12-1904

**Rushing Defense**

	Opponent	Att-Yds	TD	Date
1.	Purdue	17-(-73)	0	11-18-1989
2.	Drake	27-(-36)	0	9-14-1985
3.	Texas-El Paso	29-(-30)	0	9-27-1986
	Indiana	28-(-30)	0	10-12-1957
5.	Purdue	21-(-22)	1	11-17-1990
6.	Kansas State	31-(-21)	0	9-29-1951
7.	Wisconsin	20-(-18)	1	11-18-1995
8.	Kent State	19-(-13)	0	9-4-2004
	Indiana	27-(-13)	0	11-7-1992
10.	Iowa State	30-(-11)	0	9-6-1997
	Iowa State	30-(-11)	0	9-13-1986

**Passing Defense**

	Opponent	Co-Att	Yds	Int	Date
1.	Notre Dame	1-8	(-7)	3	10-23-1948
2.	Minnesota	0-4	0	0	10-21-1972
	Purdue	0-3	0	1	10-26-1968
	Ohio State	0-3	0	0	11-12-1955
	Kansas State	0-8	0	2	9-24-1955
	Nebraska	2-6	0	2	11-24-1945
	Wisconsin	0-5	0	1	11-3-1945
	Notre Dame	0-1	0	0	10-27-1945
	Great Lakes	0-4	0	0	10-3-1942
	Michigan	0-4	0	0	10-4-1941

**Total Defense**

	Opponent	Rush-Pass	Total	Date
1.	Northwestern	19-30	49	10-6-1984
2.	Kansas State	67-0	67	9-24-1955
3.	Kansas State	(-21)-89	68	9-29-1951
4.	Cincinnati	23-46	69	9-15-1990
5.	N. Dakota St.	40-36	76	9-21-1946
6.	Northwestern	6-72	78	10-3-1981
	Hawaii	67-11	78	10-20-1956
8.	Wisconsin	36-46	82	10-12-1991
9.	Kansas State	11-70	81	10-31-1959
	Minnesota	59-22	81	11-14-1953

**Scoring Defense**

0, on 50 occasions (last vs. Ball State, 9/25/10)

**Rushing Offense**

	Year	G	Att-Yards	TDs	Avg/G
1.	1960	9	439-2,284	29	253.8
2.	1968	10	530-2,528	32	252.8
3.	1957	9	453-2,170	27	241.1
4.	1959	9	440-2,151	24	239.0
5.	1953	9	456-2,147	21	238.6
6.	1954	9	442-2,083	25	231.4
7.	1990	12	577-2,699	38	224.9
8.	1994	11	474-2,431	26	221.0
9.	1975	11	559-2,406	18	218.7
10.	1997	12	552-2,604	25	217.0

**Passing Offense**

	Year	G	Co-Att	Yards	Avg/G
1.	1985	12	276-420	3,611	300.9
2.	1987	13	276-448	3,796	292.0
3.	1988	13	290-470	3,752	288.6
4.	1983	12	194-346	3,239	269.9
5.	2005	12	245-404	3,093	257.8
6.	2004	12	239-385	2,881	240.1
7.	2006	13	248-423	3,118	239.8
8.	2010	13	226-357	3,049	234.5
9.	1964	9	154-321	2,125	236.1
10.	1984	13	226-348	3,053	234.8
	2011	13	240-412	3,052	234.8

**Total Offense**

	Year	G	Rush-Pass	Total	Avg/G
1.	1983	12	2,408 3,239	5,647	470.6
2.	1985	12	1,896 3,611	5,507	458.9
3.	1968	10	2,528 1,876	4,404	440.4
4.	2005	12	2,096-3,093	5,189	432.4
5.	1990	12	2,699 2,456	5,155	429.6
	1987	13	1,789 3,796	5,585	429.6
7.	2002	13	2,784-2,734	5,518	424.5
8.	1969	10	2,155 2,088	4,243	424.3
9.	1988	13	1,741 3,752	5,493	422.5
10.	1995	12	2,398-2,613	5,011	417.6

**Scoring Offense (since 1940)**

	Year	G	Pts	Avg/G
1.	2002	13	484	37.2
2.	1985	12	440	36.7
3.	1990	12	427	35.6
4.	1997	12	411	34.3
5.	2001	12	391	32.6
	1986	12	391	32.6
7.	1968	10	322	32.2
8.	1983	12	380	31.7
9.	1995	12	368	30.7
10.	2005	12	360	30.0

**Rushing Defense**

	Year	G	Att-Yards	TDs	Avg/G
1.	1981	12	421-956	7	79.7
2.	2002	13	416-1065	17	81.9
3.	2004	12	392-1,110	8	92.5
4.	2003	13	480-1,205	10	92.7
5.	2008	13	397-1,222	7	94.0
6.	1984	13	474-1,308	7	100.6
7.	2010	13	407-1,320	13	101.5
8.	1986	12	461-1,246	9	103.8
9.	1990	12	432-1,317	16	109.8
10.	1957	9	372-1,014	12	112.7

**Passing Defense**

	Year	G	Co-Att	Yards	Avg/G
1.	1973	11	48-107	716	65.1
2.	1946	9	47-106	490	65.5
3.	1974	11	50-130	723	65.7
4.	1947	9	54-135	626	69.6
5.	1948	9	44-115	780	86.7
6.	1972	11	78-172	989	89.9
7.	1960	9	71-149	827	91.9
8.	1961	9	59-154	858	95.3
9.	1956	10	74-153	913	101.4
10.	1976	11	90-204	1,151	104.6

**Total Defense**

	Year	G	Rush-Pass	Total	Avg/G
1.	1946	9	1,217-590	1,806	200.7
2.	1957	9	1,014-967	1,981	220.1
3.	1956	10	1,285-783	2,068	229.8
4.	1981	12	956-1,834	2,790	232.5
5.	1959	9	1,037-1,098	2,135	237.2
6.	1953	9	1,050-1,208	2,528	250.9
7.	1960	9	1,492-827	2,319	257.7
8.	1950	9	1,242-1,107	2,349	261.0
9.	1961	9	1,493-858	2,351	261.2
10.	1962	9	1,308-1,057	2,365	262.8

**Scoring Defense (since 1940)**

	Year	G	Pts	Avg/G
1.	1956	10	84	8.4
2.	1953	9	91	10.1
3.	1946	9	92	10.2
4.	1959	9	100	11.1
5.	1960	9	108	12.0
6.	1940	8	98	12.3
	1941	8	99	12.3
8.	1957	9	112	12.4
9.	2008	13	169	13.0
	1981	12	157	13.0

**Rushing**
*(ranked according to net yards gained)*

Year	Player	Att-Yds	TDs
1933	Dick Crayne	161-655	7
1934	Dick Crayne	128-432	7
1935	Ozzie Simmons	113-580	5
1936	Ozzie Simmons	98-592	5
1937	Nile Kinnick	95-214	2
1938	Jerry Niles	51-176	2
1939	Nile Kinnick	106-374	5
1940	Bill Green	115-483	5
1941	Bill Green	114-420	5
1942	Charles Uknes	84-445	4
1943	Bill Gallagher	72-314	2
1944	Art Kersten	106-301	1
1945	Arthur Johnson	65-290	2
1946	Bob Smith	109-503	4
1947	Bob Smith	110-395	5
1948	Jerry Faske	73-491	2
1949	Ralph Doran	53-342	4
1950	Bill Reichardt	138-585	0
1951	Bill Reichardt	178-737	2
1952	George Broeder	86-311	3
1953	George Broeder	96-410	3
1954	Eddie Vincent	95-618	5
1955	Eddie Vincent	73-381	5
1956	Ken Ploen	86-487	6
1957	Collins Hagler	67-456	3
1958	Ray Jauch	76-524	2
1959	Bob Jeter	108-609	4
1960	Larry Ferguson	90-665	6
1961	Bill Perkins	62-380	2
1962	Larry Ferguson	113-547	3
1963	Bobby Grier	98-406	0
1964	Dalton Kimble	68-284	6
1965	Silas McKinnie	89-286	0
1966	Silas McKinnie	124-516	1
1967	Silas McKinnie	166-588	9
1968	Ed Podolak	154-937	8
1969	Steve Penney	102-484	1
1970	Levi Mitchell	205-900	3
1971	Levi Mitchell	149-623	3
1972	Dave Harris	136-621	4
1973	Jim Jensen	111-509	5
1974	Jim Jensen	163-659	1
1975	Dave Schick	90-482	2
1976	Jon Lazar	95-392	3
1977	Jon Lazar	100-411	3
1978	Jon Lazar	108-423	1
1979	Dennis Mosley	270-1,267	12
1980	Jeff Brown	132-673	1
1981	Phil Blatcher	145-708	8
1982	Eddie Phillips	166-806	5
1983	Owen Gill	129-798	10
1984	Owen Gill	199-920	4
1985	Ronnie Harmon	223-1,166	9
1986	Rick Bayless	216-1,150	10
1987	Kevin Harmon	151-715	6
1988	Tony Stewart	215-1,036	8
1989	Nick Bell	117-603	4
1990	Nick Bell	166-1,009	12
1991	Mike Saunders	216-1,022	10
1992	Marvin Lampkin	171-653	2
1993	Ryan Terry	157-664	5
1994	Sedrick Shaw	170-1,002	7
1995	Sedrick Shaw	316-1,477	15
1996	Sedrick Shaw	224-1,116	9
1997	Tavian Banks	260-1,691	17

1998	Ladell Betts	188-679	5
1999	Ladell Betts	189-857	5
2000	Ladell Betts	232-1,090	5
2001	Ladell Betts	222-1,060	10
2002	Fred Russell	220-1,264	9
2003	Fred Russell	282-1,355	7
2004	Sam Brownlee	94-227	0
2005	Albert Young	249-1,334	8
2006	Albert Young	178-779	7
2007	Albert Young	206-968	6
2008	Shonn Greene	307-1,850	20
2009	Adam Robinson	181-834	5
2010	Adam Robinson	203-941	10
2011	Marcus Coker	281-1,384	15
2012	<b>Mark Weisman</b>	<b>159-815</b>	<b>8</b>
2013	<b>Mark Weisman</b>	<b>227-975</b>	<b>8</b>

**Passing**
*(ranked according to yards gained)*

Year	Player	Com-Att	Yards
1943	Roger Stephens	12	231
1944	Dick Woodard	11	128
1945	Jerry Niles	63	889
1946	Emlen Tunnell	28-58	228
1947	Al DiMarco	49-100	644
1948	Al DiMarco	64-161	1,105
1949	Glenn Drahm	51-145	735
1950	Glenn Drahm	55-168	835
1951	Burt Britzmann	68-150	942
1952	Burt Britzmann	37-94	515
1953	Lou Matykievicz	18-44	234
1954	Jerry Reichow	34-73	386
1955	Jerry Reichow	48-88	722
1956	Ken Ploen	33-64	386
1957	Randy Duncan	70-119	1,124
1958	Randy Duncan	106-179	1,397
1959	Olen Treadway	86-147	1,014
1960	Wilburn Hollis	22-62	289
1961	Matt Szykowny	79-120	1,078
1962	Matt Szykowny	59-115	737
1963	Gary Snook	34-90	667
1964	Gary Snook	151-311	2,062
1965	Gary Snook	95-230	1,009
1966	Ed Podolak	77-191	1,041
1967	Ed Podolak	79-162	1,014
1968	Larry Lawrence	88-156	1,307
1969	Larry Lawrence	113-239	1,680
1970	Roy Bash	32-70	473
1971	Frank Sunderman	109-235	1,297
1972	Kyle Skogman	24-57	356
1973	Butch Caldwell	36-99	549
1974	Rob Fick	79-165	1,059
1975	Tom McLaughlin	23-87	358
1976	Butch Caldwell	37-101	616
1977	Tom McLaughlin	78-152	1,081
1978	Jeff Green	41-103	556
1979	Phil Suess	88-159	1,165
1980	Phil Suess	87-166	1,031
1981	Gordy Bohannon	72-142	999
1982	Chuck Long	148-227	1,678
1983	Chuck Long	157-265	2,601
1984	Chuck Long	216-322	2,871
1985	Chuck Long	260-388	3,297
1986	Mark Vlasic	108-180	1,456
1987	Chuck Hartlieb	217-334	3,092
1988	Chuck Hartlieb	288-460	3,738
1989	Matt Rodgers	178-312	2,222
1990	Matt Rodgers	187-310	2,228

1991	Matt Rodgers	185-283	2,275
1992	Jim Hartlieb	144-226	1,579
1993	Paul Burmeister	184-309	2,152
1994	Ryan Driscoll	78-154	1,018
1995	Matt Sherman	170-295	2,546
1996	Matt Sherman	154-264	1,918
1997	Matt Sherman	82-158	1,199
1998	Kyle McCann	86-159	1,179
1999	Scott Mullen	126-226	1,415
2000	Scott Mullen	74-141	877
2001	Kyle McCann	167-252	2,028
2002	Brad Banks	170-294	2,573
2003	Nathan Chandler	165-307	2,040
2004	Drew Tate	233-375	2,786
2005	Drew Tate	219-352	2,828
2006	Drew Tate	207-352	2,623
2007	Jake Christensen	198-370	2,269
2008	Ricky Stanzi	150-254	1,956
2009	Ricky Stanzi	171-304	2,417
2010	Ricky Stanzi	221-345	3,004
2011	James Vandenberg	237-404	3,022
2012	James Vandenberg	223-389	2,249
2013	<b>Jake Rudock</b>	<b>204-306</b>	<b>2,383</b>

**Receiving**
*(ranked according to yards gained)*

Year	Player	No-Yds	TDs
1943	Bill Barbour	10-179	1
1944	John Stewart	7-46	1
1945	Harold Loehlein	11-165	1
1946	Dick Hoerner	6-72	0
1947	Emlen Tunnell	12-262	4
1948	Bob McKenzie	22-382	0
1949	Bob McKenzie	22-313	5
1950	Bill Reichardt	11-95	0
1951	Fred Ruck	25-274	2
1952	Dan McBride	29-448	3
1953	Frank Gilliam	12-71	2
1954	Frank Gilliam	15-223	1
1955	Jim Gibbons	16-257	3
1956	Jim Gibbons	17-255	4
1957	Jim Gibbons	36-587	4
1958	Don Norton	25-374	4
1959	Don Norton	30-428	4
1960	Felton Rogers	8-96	0
1961	Cloyd Webb	25-425	4
1962	Paul Krause	16-214	1
1963	Cloyd Webb	24-424	4
1964	Karl Noonan	59-933	4
1965	Karl Noonan	43-545	0
1966	Al Bream	30-418	1
1967	Al Bream	55-703	5
1968	Ray Manning	35-426	5
1969	Kerry Reardon	43-738	2
1970	Kerry Reardon	27-438	2
1971	Dave Triplett	28-426	3
1972	Brian Rollins	29-378	2
1973	Brian Rollins	33-408	1
1974	Bill Schultz	25-432	1
1975	Bill Schultz	8-238	2
1976	Tom Grine	12-195	0
1977	Mike Brady	26-357	0
1978	Jon Lazar	18-72	1
1979	Brad Reid	25-290	0
1980	Keith Chappelle	64-1,037	6
1981	Jeff Brown	20-301	2
1982	Dave Moritz	41-605	3
1983	Dave Moritz	50-912	5



1984	Bill Happel	47-632	3
1985	Ronnie Harmon	60-699	1
1986	Jim Mauro	30-600	5
1987	Quinn Early	63-1,004	10
1988	Marv Cook	63-767	3
1989	Travis Watkins	36-583	4
1990	Danan Hughes	29-410	5
1991	Danan Hughes	43-757	8
1992	Alan Cross	55-640	5
1993	Harold Jasper	38-641	2
1994	Harold Jasper	33-621	2
1995	Tim Dwight	46-816	9
1996	Tim Dwight	51-751	4
1997	Tim Dwight	42-704	8
1998	Kahlil Hill	35-432	2
1999	Kevin Kasper	60-664	3
2000	Kevin Kasper	82-1,010	7
2001	Kahlil Hill	59-841	8
2002	Maurice Brown	48-966	11
2003	Maurice Brown	33-507	4
2004	Clinton Solomon	63-905	6
2005	Clinton Solomon	46-800	7
2006	Andy Brodell	39-724	5
2007	D. Johnson-Koulianos	38-482	2
2008	D. Johnson-Koulianos	44-639	3
2009	D. Johnson-Koulianos	45-750	2
2010	Marvin McNutt, Jr.	53-861	8
2011	Marvin McNutt, Jr.	82-1,315	12
2012	<b>K. Martin-Manley</b>	<b>52-571</b>	<b>2</b>
	Keenan Davis	47-571	1
2013	<b>K. Martin-Manley</b>	<b>40-388</b>	<b>5</b>

## Scoring

(ranked according to points scored)

Year	Player	TD-FG-PAT	Pts
1933	Dick Crayne	7-0-0	42
1934	Dick Crayne	7-0-0	42
1935	Dick Crayne	3-6-2	38
1936	Ozzie Simmons	5-0-0	30
1937	Nile Kinnick	2-0-0	12
1938	Jerry Niles	2-0-4	16
1939	Nile Kinnick	5-0-11	41
1940	Bill Green	5-0-0	30
1941	Bill Green	5-0-0	30
1942	Bill Burkett	5-0-0	30
1943	Roger Stephens	4-0-0	24
1944	Nelson Smith	3-0-0	18
1945	Art Johnson	3-0-0	18
1946	Bob Sullivan	2-1-10	25
1947	Bob Smith	5-0-0	30
1948	Jack Dittmer	5-0-0	30
1949	Bill Reichardt	4-0-20	44
1950	Jerry Faske	4-0-0	24
1951	George Rice	9-0-0	54
1952	George Broeder	3-0-0	18
	Dan McBride	3-0-0	18
1953	George Rice	10-0-0	60
1954	Earl Smith	11-0-0	66
1955	Eddie Vincent	5-0-0	30
1956	Ken Ploen	6-0-2	38
1957	Bob Prescott	3-1-21	42
1958	Willie Fleming	11-0-0	66
1959	Don Horn	7-0-0	42
1960	Wilburn Hollis	11-0-1	68
1961	Joe Williams	9-0-0	54
1962	Larry Ferguson	3-0-0	18
1963	Paul Krause	6-0-0	36
1964	Dalton Kimble	8-0-0	48

1965	Bob Anderson	0-6-10	28
1966	Bob Anderson	0-5-9	24
1967	Silas McKinnie	9-0-1	56
1968	Larry Lawrence	10-0-0	60
1969	Alan Schuette	0-7-24	45
1970	Tim Sullivan	6-0-0	36
1971	Harry Kokolus	0-4-13	25
1972	Dave Harris	4-0-0	24
	Frank Holmes	4-0-0	24
1973	Jim Jensen	6-0-4	40
1974	Rod Wellington	5-0-0	30
1975	Nick Quartaro	0-7-19	40
1976	Nick Quartaro	0-7-18	39
1977	Dave Holsclaw	0-9-12	39
1978	Brad Reid	6-0-0	36
1979	Dennis Mosley	16-0-0	96
1980	Keith Chappelle	6-0-0	36
1981	Tom Nichol	0-11-26	59
1982	Tom Nichol	0-4-31	43
1983	Tom Nichol	0-14-44	86
1984	Tom Nichol	0-16-41	89
1985	Rob Houghtlin	0-19-48	105
1986	Rob Houghtlin	0-14-39	81
1987	Rob Houghtlin	0-21-41	104
1988	Jeff Skillett	0-11-31	64
1989	George Murphy	0-4-23	35
1990	Nick Bell	14-0-0	84
1991	Mike Saunders	13-0-0	78
1992	Danan Hughes	6-0-1	38
1993	Todd Romano	0-19-10	49
1994	Kent Kahl	9-0-0	54
1995	Sedrick Shaw	15-0-1	92
1996	Tavian Banks	10-0-1	62
1997	Tavian Banks	19-0-0	114
1998	Ladell Betts	5-0-0	30
	Zach Bromert	0-18-4	30
	Kahlil Hill	5-0-0	30
1999	Tim Douglas	0-6-19	37
2000	Nate Kaeding	0-14-20	62
2001	Nate Kaeding	0-12-49	85
2002	Nate Kaeding	0-21-57	120
2003	Nate Kaeding	1-20-40	106
2004	Kyle Schlicher	0-21-29	92
2005	Kyle Schlicher	0-17-43	94
2006	Kyle Schlicher	0-13-32	71
2007	Albert Young	7-0-0	42
2008	Shonn Greene	20-0-0	120
2009	Daniel Murray	0-19-32	89
2010	Mike Meyer	0-14-31	73
2011	Marcus Coker	15-0-0	90
2012	Mike Meyer	0-17-25	76
2013	Mike Meyer	0-16-41	89

## Interceptions

(ranked according to number)

Year	Player	No-Yards	Avg
1954	Jerry Reichow	2-0	0.0
1955	Jerry Reichow	3-10	3.3
1956	Bill Happel	4-94	23.5
1957	Collins Hagler	4-29	7.3
1958	Don Horn	4-15	3.8
1959	Ray Jauch	3-68	22.7
1960	Bernie Wyatt	3-0	0.0
1961	not available		
1962	not available		
1963	not available		
1964	Ivory McDowell	4-14	3.5
1965	not available		

1966	Dick Gibbs	5-68	13.6
1967	Steve Wilson	7-83	11.9
1968	Steve Wilson	5-35	7.0
1969	Chris Hamilton	3-34	11.3
1970	Craig Clemons	3-0	0.0
1971	Craig Clemons	4-23	5.8
1972	Rick Penney	5-77	15.4
1973	Earl Douthitt	2-47	23.5
1974	Jim Caldwell	2-27	13.5
1975	Bob Elliott	2-0	0.0
1976	Rod Sears	6-50	8.3
1977	Rod Sears	3-116	38.7
1978	Dave Becker	3-12	4.0
1979	Kent Ellis	3-67	22.3
	Bobby Stoops	3-16	5.3
1980	Tracy Crocker	3-62	20.7
1981	Lou King	8-62	7.8
1982	Bobby Stoops	4-42	10.5
1983	Mike Stoops	6-154	25.7
1984	Devon Mitchell	5-110	22.0
1985	Jay Norvell	7-93	13.3
1986	Keaton Smiley	5-45	9.0
1987	Kerry Burt	7-15	2.1
1988	Brad Quast	4-151	37.8
	Tork Hook	4-37	9.3
1989	Brad Quast	4-34	8.5
1990	Merton Hanks	4-27	6.8
1991	Carlos James	2-30	15.0
	Gary Clark	2-5	2.5
	Scott Plate	2-4	2.0
	Eddie Polly	2-3	1.5
1992	Carlos James	4-61	15.3
1993	Scott Plate	5-56	11.2
1994	Marquis Porter	3-32	10.7
1995	Plez Atkins	6-97	16.2
1996	Damien Robinson	6-99	16.5
1997	Eric Thigpen	3-30	10.0
1998	Tarig Holman	3-0	0.0
	Eric Thigpen	3-17	5.7
1999	Tarig Holman	3-30	10.0
2000	Ryan Hansen	3-58	19.3
2001	Bob Sanders	4-24	6.0
2002	Derek Pagel	4-89	22.2
	Jovon Johnson	4-71	17.8
2003	Jovon Johnson	6-81	13.5
2004	Antwan Allen	4-54	13.5
	Jovon Johnson	4-13	3.3
2005	Jovon Johnson	3-18	6.0
	Adam Shada	3-9	3.0
2006	Adam Shada	3-113	37.7
	Miguel Merrick	3-7	2.3
	Mike Humpal	3-0	0.0
2007	Charles Godfrey	5-33	6.6
2008	Tyler Sash	5-147	29.4
	Pat Angerer	5-134	6.8
2009	Tyler Sash	6-203	33.8
2010	Brett Greenwood	5-23	4.6
2011	Tanner Miller	3-114	38.0
	Micah Hyde	3-0	0.0
2012	Christian Kirksey	2-86	43.0
	Tom Donatell	2-18	9.0
	Greg Castillo	2-2	1.0
2013	James Morris	4-29	7.3

**Note: Players listed in boldface are current players.**

**Tackles**
*(ranked according to total tackles)*

Year	Player	Solo-At	Total
1966	Dave Moreland	60-34	94
1967	Rod Barnhart	74/50	124
1968	Mike Phillips	77-42	119
1969	Dave Brooks	59-43	102
1970	Dave Clement	75-65	140
1971	Dave Simms	84-55	139
1972	Andre Jackson	83-88	171
1973	Dan LeFleur	75-52	127
1974	Dan LeFleur	74-41	115
1975	Andre Jackson	83-43	126
1976	Tom Rusk	71-43	114
1977	Tom Rusk	105-33	138
1978	Tom Rusk	68-38	106
1979	Leven Weiss	72-40	112
1980	Mel Cole	72-53	125
1981	Mel Cole	56-38	94
1982	Larry Station	51-37	88
1983	Larry Station	81-57	138
1984	Larry Station	85-52	137
1985	Larry Station	91-38	129
1986	George Davis	82-47	129
1987	Dave Haight	81-45	126
1988	Jim Reilly	82-57	139
1989	Melvin Foster	38-78	116
1990	Melvin Foster	56-51	107
1991	John Derby	69-38	107
1992	Jason Olejniczak	46-53	99
1993	Mike Dailey	82-49	131
1994	Bobby Diaco	67-49	116
1995	Bobby Diaco	62-72	134
1996	Matt Hughes	92-44	136
1997	Matt Hughes	60-50	110
1998	Matt Bowen	54-38	92
1999	Matt Bowen	76-33	109
2000	LeVar Woods	58-39	97
2001	Bob Sanders	78-44	122
2002	Fred Barr	58-56	114
2003	Abdul Hodge	84-57	141
2004	Abdul Hodge	79-37	116
2005	Abdul Hodge	98-60	158
2006	Mike Klinkenborg	61-68	129
2007	Mike Klinkenborg	46-77	123
2008	Pat Angerer	45-62	107
2009	Pat Angerer	48-97	145
2010	Jeremiha Hunter	29-61	90
2011	James Morris	52-58	110
	Christian Kirksey	62-48	110
2012	Anthony Hitchens	56-68	124
2013	Anthony Hitchens	54-58	112

**Quarterback Sacks**

Yr.	Player	Sacks-Yds.
1986	Dave Haight	7-51
1987	Mike Burke	3-18
1988	Joe Mott	9-69
1989	Jim Johnson	12-70
	Rod Davis	7-35
1990	Matt Ruhland	7-65
1991	Leroy Smith	18-101
1992	Larry Blue	10-72
1993	Larry Blue	11-73
1994	Parker Wildeman	10-67
	Bill Ennis-Inge	12-76
1995	Jared DeVries	12-92
1996	Jared DeVries	13-104
1997	Jared DeVries	8-85
1998	Jared DeVries	10-69
1999	Scott Pospisil	6-26
2000	Derrick Pickens	7-26
2001	Aaron Kampman	9-34
2002	Matt Roth	10-54
2003	Matt Roth	12-83
2004	Jonathan Babineaux	11-63
2005	Kenny Iwebema	7-38
2006	Bryan Mattison	6. 5-57
2007	Bryan Mattison	9. 0-54
2008	Mitch King	4. 0-37
2009	Adrian Clayborn	11. 5-87
2010	Karl Klug	5. 5-47
2011	Mike Daniels	9-53
2012	Joe Gaglione	5. 0-24
2013	James Morris	8.0-47

**Tackles For Loss**

Yr.	Player	Tackles-Yds.
1967	Greg Allison	13-37
1968	William Bevil	2-15 *
	Daniel McDonald	2-7 *
	Layne McDowell	2-14 *
1969	Daniel McDonald	7-52 *
1970	Jerry Nelson	7-53 *
1971	Craig Clemons	3-8 *
	Richard Solomon	3-5 *
	Harry Young	3-6 *
1972	Dan Dickel	5-30 *
1973	Dan Dickel	11-39
1974	Lynn Heil	10-32
1975	Dave Bryant	15-58
1976	Doug Benschoter	6-18
1977	Jim Molini	10-69
	Steve Vazquez	9-38
1978	Dave Becker	9-40
1979	Bryan Skradis	7-33
1980	Andre Tippett	20-153
1981	Andre Tippett	14-77
1982	Mark Bortz	10-50
1983	Tony Wancket	16-81
1984	Vernon Little	13-81
	Jeff Drost	15-65
1985	Larry Station	15-59
	Jeff Drost	11-67
1986	Dave Haight	11-53
1987	Dave Haight	14-50
1988	Joe Mott	21-79
1989	Jim Johnson	21-111
1990	Rod Davis	12-41
1991	Leroy Smith	22-119
1992	Mike Wells	17-62
1993	Mike Wells	17-70
1994	Parker Wildeman	17-77
1995	Jared DeVries	19-104
1996	Jared DeVries	22-133
1997	Jared DeVries	19-81
1998	Jared DeVries	19-91
1999	Scott Pospisil	9-34
2000	Jerry Montgomery	11-31
2001	Aaron Kampman	17-54
2002	Colin Cole	18-61
2003	Jovon Johnson	16-92
2004	Jonathan Babineaux	25-93
2005	Abdul Hodge	11-27
2006	Mitch King	12-49
2007	Bryan Mattison	9. 0-54
2008	Mitch King	4. 0-37
2009	Adrian Clayborn	20. 0-107
2010	Karl Klug	13. 0-67
2011	Mike Daniels	13. 5-63
2012	James Morris	9. 0-40
	Joe Gaglione	9. 0-32
2013	James Morris	18.0-68

\* - not all games included

**Run**

96	_____	Eddie Vincent vs. Purdue, 11/6/1954
92	_____	Royce Mix vs. Illinois, 11/25/1972
91	_____	Larry Ferguson vs. Ohio State, 11/12/1960
89	_____	Tavian Banks vs. Iowa State, 9/14/1996
87	_____	Rick Bayless vs. Northern Illinois, 9/20/1986
87	_____	Ed Podolak vs. Northwestern, 10/22/1966
86	_____	Ronnie Harmon vs. Iowa State, 9/8/1984
85	_____	Larry Ferguson vs. Oregon State, 9/24/1960
82	_____	Tavian Banks vs. Iowa State, 9/20/1997
82	_____	Tom Smith vs. Washington State, 9/27/1969
81	_____	Bob Jeter vs. California, 1/1/1959
80	_____	Sedrick Shaw vs. Central Michigan, 9/3/1994
80	_____	Eddie Phillips vs. Minnesota, 11/19/1983
80	_____	Brad Reid vs. Wisconsin, 11/18/1978
78	_____	Butch Caldwell vs. Michigan State, 11/24/1973
78	_____	James Hatch vs. Illinois, 11/8/1952
77	_____	Dennis Mosley vs. Iowa State, 9/17/1977
76	_____	Jim Jensen vs. Indiana, 10/18/1975
75	_____	Adam Robinson vs. Iowa State, 9/11/2010
75	_____	Shonn Greene vs. Purdue, 11/15/2008

**Pass**

95	_____	Banks to Clark vs. Purdue, 10/5/2002
95	_____	Hartlieb to Early vs. Northwestern, 11/7/1987
93	_____	Vlasic to Early vs. Northwestern, 10/25/1986
92	_____	Stanzi to McNutt, Jr., vs. Indiana, 10/31/2009
89	_____	Long to Smith vs. Northwestern, 10/26/1985
88	_____	Vandenberg to McNutt, Jr., vs. Tennessee Tech, 9/3/2011
87	_____	Snook to Nourse vs. Minnesota, 11/7/1964
86	_____	Grogan to Smith vs. Northwestern, 10/8/1983
<b>85</b>	_____	<b>Rudock to Duzey at Ohio State, 10/19/2013</b>
80	_____	Sunderman to Triplett vs. Wisconsin, 10/30/1971
80	_____	Szykowny to Ferguson vs. Wisconsin, 10/20/1962
80	_____	Duncan to Sessi vs. Utah State, 9/28/1957
80	_____	Vandenberg to McNutt, Jr., vs. Indiana, 10/22/2011
78	_____	Tate to Solomon at Purdue, 10/8/2005
78	_____	Caldwell to Schultz vs. Ohio State, 11/17/1973
78	_____	Lawrence to Reardon vs. Arizona, 10/4/1969
77	_____	Long to Harmon vs. Penn State, 9/17/1983
77	_____	Farmer to Mertes to Coupee vs. Minnesota, 11/15/1941
76	_____	Riddle to Krause vs. Indiana, 10/12/1963
76	_____	Dobrinio to Smith vs. Notre Dame, 11/20/1954
75	_____	McCann to Hill vs. Indiana, 10/20/2001
75	_____	Mullen to Hill vs. Western Michigan, 9/16/2000
75	_____	Suess to Mosley vs. Wisconsin, 10/27/1979

**Kickoff Return**

100	_____	C.J. Jones vs. Southern California, 1/2/2003
100	_____	Joe Williams vs. Notre Dame, 11/25/1961
100	_____	George Rice vs. Purdue, 10/6/1951
99	_____	Derrell Johnson-Koulianos at Ohio State, 11/14/2009
99	_____	Norm Granger vs. Indiana, 10/10/1981
99	_____	Bill Reichardt vs. Oregon, 10/29/1949
97	_____	Dave Schick vs. Northwestern, 11/1/1975
96	_____	Jordan Cotton vs. LSU, 1/01/14
95	_____	Kerry Reardon vs. Northwestern, 11/9/1968
94	_____	Jermelle Lewis vs. Michigan State, 10/12/2002
92	_____	Jordan Cotton vs. Penn State, 10/20/2012
92	_____	Levi Mitchell vs. Washington State, 9/27/1969
92	_____	Henry Vollenweider vs. South Dakota, 9/30/1939
90	_____	Kahlil Hill vs. Michigan State, 10/7/2000
88	_____	Derrell Johnson-Koulianos at Minnesota, 11/27/2010
88	_____	Kahlil Hill vs. Central Michigan, 9/5/1998
88	_____	Dick Hoerner vs. Michigan, 11/28/1942
86	_____	Tim Dodge at Michigan State, 10/2/1999
77	_____	Bill Burkett vs. Nebraska, 11/9/1940
76	_____	Kahlil Hill vs. Penn State, 9/29/2001
75	_____	Ricard Carter vs. Iowa State, 9/14/1996

**Punt Return**

95	_____	Bill Happel at Minnesota, 11/17/1984
94	_____	Bob Longley vs. Oregon, 10/29/1949
92	_____	Tim Dwight vs. Indiana, 10/25/1997
90	_____	Jovon Johnson vs. Ball State, 9/3/2005
89	_____	Peter Marciano vs. Minnesota, 11/22/1986
86	_____	Tim Dwight vs. Ohio State, 10/26/1996
<b>83</b>	_____	<b>Kevonte Martin-Manley vs. Western Michigan, 9/21/2013</b>
83	_____	Walner Belleus at Arizona State, 9/18/2004
83	_____	Tim Dwight vs. Penn State, 10/19/1996
82	_____	Paul Krause vs. Michigan, 11/17/1962
81	_____	Andy Brodell vs. Iowa State, 9/13/2008
80	_____	Gerald Mauren vs. Notre Dame, 11/21/1959
76	_____	Earl Smith vs. Ohio State, 10/16/1954
72	_____	Willie Fleming vs. Michigan, 11/1/1958
70	_____	Ramon Ochoa vs. Buffalo, 9/6/2003
68	_____	Harold Jasper vs. Oregon, 9/24/1994
67	_____	Tony Collins vs. Illinois, 9/27/1997
65	_____	C.J. Jones vs. Michigan, 10/27/2001
64	_____	Karl Noonan vs. Oregon State, 9/25/1965
<b>63</b>	_____	<b>Kevonte Martin-Manley vs. Western Michigan, 9/21/2013</b>
62	_____	Kahlil Hill vs. Central Michigan, 9/5/1998
61	_____	Tim Dwight vs. Michigan, 10/18/1997
58	_____	Ed Hinkel vs. Northwestern, 11/2/2002
57	_____	Kahlil Hill vs. Illinois, 9/26/1998
56	_____	Andy Brodell vs. Northern Illinois, 9/1/2007
55	_____	Robert Smith vs. Purdue, 10/15/1983
54	_____	Ed Hinkel vs. Penn State, 9/28/2002
51	_____	C.J. Jones vs. Kent State, 9/1/2001
49	_____	Ed Hinkel at Arizona State 9/18/2004
48	_____	Kahlil Hill vs. Northwestern, 11/10/2001
44	_____	Tim Dwight vs. Minnesota, 11/22/1997
42	_____	Paki O'Meara vs. Eastern Illinois, 9/04/2010

**Interception Return**

98	_____	Adam Shada vs. Purdue, 10/7/2006
98	_____	Tanner Miller vs. Northwestern, 10/15/2011
94	_____	Brad Quast vs. Kansas State, 9/10/1988
94	_____	Bobby Stearns vs. Montana, 10/2/1954
90	_____	Rod Sears vs. Purdue, 10/22/1977
89	_____	Shaun Prater vs. Tennessee Tech, 9/3/2011
86	_____	Tyler Sash vs. Indiana, 10/31/2009
85	_____	Dick Gibbs vs. Indiana, 10/30/1965
81	_____	Brian Wise vs. Kansas State, 9/10/1988
70	_____	Matt Bowen vs. Indiana, 10/25/1997
<b>71</b>	_____	<b>John Lowdermilk vs. LSU, 1/1/14</b>
72	_____	Micah Hyde vs. Missouri, 12/28/2010
68	_____	Christian Kirksey vs. Minnesota, 9/29/2012
66	_____	Micah Hyde vs. Michigan State, 10/30/2010
62	_____	Derek Pagel vs. Michigan State, 10/12/2002
60	_____	J.P. Lange vs. Indiana, 10/25/1997
60	_____	Tom Knight vs. Indiana, 10/14/1995
58	_____	Tyler Sash at Minnesota, 11/22/2008
57	_____	Amari Spivey at Minnesota, 11/22/2008
57	_____	Tom Knight vs. Indiana, 10/12/1996
52	_____	James Morris vs. Tennessee Tech, 9/3/2011
51	_____	Sean Considine at Penn State 10/23/2004
49	_____	James Morris vs. Iowa State, 9/08/2012
48	_____	Tyler Sash vs. South Carolina, 1/1/2009
47	_____	Joe Slattery vs. Illinois, 9/26/1998
45	_____	Tyler Sash vs. South Carolina, 1/1/2009

**Fumble Return**

84	_____	Dayton Perry vs. Purdue, 10/22/1960
72	_____	Kevin Worthy vs. Akron, 8/31/2002
52	_____	Christian Kirksey vs. Northern Illinois, 8/31/2013
51	_____	Kerry Cooks vs. Iowa State, 9/10/1994
47	_____	Abdul Hodge vs. Penn State, 10/25/2003
45	_____	Christian Kirksey vs. Penn State, 10/20/2012

NOTE: Players listed in boldface are current players.

**Field Goal**

58	_____	Tim Douglas vs. Illinois, 9/26/1998
56	_____	Tom Nichol vs. Michigan, 10/22/1983
55	_____	Nate Kaeding vs. Minnesota, 11/15/2003
55	_____	Nate Kaeding vs. Penn State, 9/28/2002
55	_____	Rob Houghtlin vs. Iowa State, 9/19/1987
54	_____	Brion Hurley vs. Iowa State, 9/14/1996
53	_____	Todd Romano vs. Tulsa, 9/4/1993
52	_____	Rob Houghtlin vs. UCLA, 1/1/1986
51	_____	Nate Kaeding vs. Purdue, 10/05/2002
51	_____	Nate Kaeding vs. Utah State, 9/21/2002
51	_____	Tim Douglas vs. Illinois, 9/26/1998
51	_____	Tim Douglas vs. Illinois, 9/26/1998
51	_____	Brion Hurley vs. Michigan State, 10/5/1996
51	_____	Dave Holsclaw vs. Michigan State, 11/19/1977
50	_____	Mike Meyer vs. Northern Illinois, 9/1/2012
50	_____	Mike Meyer vs. Iowa State, 9/10/2011
50	_____	Nate Kaeding at Wisconsin, 11/22/2003
50	_____	Brion Hurley vs. Minnesota, 11/23/1996
50	_____	Brion Hurley vs. Washington, 12/29/1995
50	_____	Brion Hurley vs. Wisconsin, 11/18/1995
50	_____	Brion Hurley vs. Michigan State, 10/7/1995
50	_____	Rob Houghtlin vs. Northern Illinois, 9/21/1985

**Punt**

83	_____	Lonnie Rogers vs. Oregon State, 9/26/1962
82	_____	Ryan Donahue vs. Michigan State, 10/27/2007
79	_____	Jason Baker vs. Illinois, 9/26/1998
79	_____	Joe Heppner vs. Wisconsin, 11/10/1973
76	_____	Ryan Donahue vs. Northwestern, 11/3/2007
76	_____	Jason Baker vs. Arizona State, 12/31/1997
75	_____	David Bradley vs. Minnesota, 11/15/2003
75	_____	Nick Gallery vs. Indiana, 10/14/1995
74	_____	Jason Baker vs. Illinois, 10/14/2000
73	_____	Ryan Donahue at Northwestern, 11/13/2010
73	_____	Ryan Donahue vs. Northwestern, 11/07/2009
73	_____	Nick Gallery vs. Ohio State, 10/26/1996
73	_____	Nile Kinnick vs. Indiana, 10/7/1939
71	_____	Ryan Donahue vs. Wisconsin, 10/23/2010
70	_____	Nick Gallery vs. Purdue, 10/30/1993
70	_____	Gary Kostrubala vs. Michigan State, 10/5/1985
69	_____	Jason Baker vs. Iowa State, 9/16/2000
69	_____	Nick Gallery vs. Indiana, 10/12/1996
69	_____	Reggie Roby vs. Purdue, 11/7/1981
69	_____	Dan Matter vs. Illinois, 9/11/1976
68	_____	Ryan Donahue at Purdue, 10/20/2007

**Kickoff Returns For Touchdowns**

100	_____	C.J. Jones vs. Southern California, 1/2/2003
100	_____	Joe Williams vs. Notre Dame, 11/25/1961
100	_____	George Rice vs. Purdue, 10/6/1951
99	_____	Derrell Johnson-Koulianos at Ohio State, 11/14/2009
99	_____	Norm Granger vs. Indiana, 10/10/1981
99	_____	Bill Reichardt vs. Oregon, 10/29/1949
97	_____	Dave Schick vs. Northwestern, 11/1/1975
95	_____	Kerry Reardon vs. Northwestern, 11/9/1968
94	_____	Jermelle Lewis vs. Michigan State, 10/12/2002
92	_____	Jordan Cotton vs. Penn State, 10/20/2012
92	_____	Levi Mitchell vs. Washington State, 9/27/1969
92	_____	Henry Vollenweider vs. South Dakota, 9/30/1939
90	_____	Kahlil Hill vs. Michigan State, 10/7/2000
88	_____	Derrell Johnson-Koulianos at Minnesota, 11/27/2010
88	_____	Kahlil Hill vs. Central Michigan, 9/5/1998
88	_____	Dick Hoerner vs. Michigan, 11/28/1942
77	_____	Bill Burkett vs. Nebraska, 11/9/1940
43	_____	Ernest Crank vs. Northwestern, 11/14/1992

**Blocked Field Goal Returns For Touchdowns**

87	_____	LeVar Woods vs. Northern Illinois, 9/18/1999
85	_____	Antwan Allen vs. Purdue, 10/05/2002

**Blocked PAT Return For Touchdowns**

99	_____	D.J. Johnson vs. Penn State, 9/28/2002
----	-------	--

**Punt Returns For Touchdowns**
*(Does not include blocked punt returns)*

95	_____	Bill Happel vs. Minnesota, 11/17/1984
94	_____	Bob Longley vs. Oregon, 10/29/1949
92	_____	Tim Dwight vs. Indiana, 10/25/1997
90	_____	Jovon Johnson vs. Ball State, 9/3/2005
89	_____	Peter Marciano vs. Minnesota, 11/22/1986
86	_____	Tim Dwight vs. Ohio State, 10/26/1996
<b>83</b>	_____	<b>Kevonte Martin-Manley vs. Western Michigan, 9/21/2013</b>
83	_____	Walner Belleus at Arizona State, 9/18/2004
83	_____	Tim Dwight vs. Penn State, 10/19/1996
82	_____	Paul Krause vs. Michigan, 11/17/1962
81	_____	Andy Brodell vs. Iowa State, 9/13/2008
80	_____	Gerald Mauren vs. Notre Dame, 11/21/1959
76	_____	Earl Smith vs. Ohio State, 10/16/1954
72	_____	Willie Fleming vs. Michigan, 11/1/1958
68	_____	Harold Jasper vs. Oregon, 9/24/1994
67	_____	Tony Collins vs. Illinois, 9/27/1997
65	_____	C.J. Jones vs. Michigan, 10/27/2001
64	_____	Karl Noonan vs. Oregon State, 9/25/1965
<b>63</b>	_____	<b>Kevonte Martin-Manley vs. Western Michigan, 9/21/2013</b>
62	_____	Kahlil Hill vs. Central Michigan, 9/5/1998
61	_____	Tim Dwight vs. Michigan, 10/18/1997
58	_____	Ed Hinkel vs. Northwestern, 11/2/2002
57	_____	Kahlil Hill vs. Illinois, 9/26/1998
55	_____	Robert Smith vs. Purdue, 10/15/1983
44	_____	Tim Dwight vs. Minnesota, 11/22/1997

**Interception Returns For Touchdowns**

98	_____	Tanner Miller vs. Northwestern, 10/15/2011
98	_____	Adam Shada vs. Purdue, 10/7/2006
94	_____	Brad Quast vs. Kansas State, 9/10/1988
94	_____	Bobby Stearns vs. Montana, 10/2/1954
90	_____	Rod Sears vs. Purdue, 10/22/1977
89	_____	Shaun Prater vs. Tennessee Tech, 9/3/2011
86	_____	Tyler Sash vs. Indiana, 10/31/2009
85	_____	Dick Gibbs vs. Indiana, 10/30/1965
81	_____	Brian Wise vs. Kansas State, 9/10/1988
72	_____	Micah Hyde vs. Missouri, 12/28/2010
70	_____	Matt Bowen vs. Indiana, 10/25/1997
68	_____	Christian Kirksey vs. Minnesota, 9/29/2012
66	_____	Micah Hyde vs. Michigan State, 10/30/2010
62	_____	Derek Pagel vs. Michigan State, 10/12/2002
60	_____	J.P. Lange vs. Indiana, 10/25/1997
60	_____	Tom Knight vs. Indiana, 10/14/1995
57	_____	Amari Spivey at Minnesota, 11/22/2008
57	_____	Tom Knight vs. Indiana, 10/12/1996
47	_____	Joe Slattery vs. Illinois, 9/26/1998
47	_____	Jovon Johnson vs. Northern Iowa, 9/17/2005
47	_____	Chad Greenway vs. Kent State, 9/04/2004
47	_____	Chris Smith vs. Miami, OH, 9/08/2001
35	_____	B.J. Lowery vs. Western Michigan, 9/21/2013
34	_____	Jason Olejniczak vs. Wisconsin, 10/13/90
33	_____	Shaun Prater vs. Penn State, 10/2/2010
31	_____	Plez Atkins vs. Northern Iowa, 9/09/95
28	_____	Tom Knight at Northwestern, 11/11/95
23	_____	Plez Atkins vs. New Mexico State, 9/30/95
20	_____	Broderick Binns at Arizona, 9/18/2010
18	_____	Christian Kirksey at Indiana, 11/03/2012
13	_____	B.J. Lowery vs. Western Michigan, 9/21/2013

**Fumble Returns For Touchdowns**

84	_____	Dayton Perry vs. Purdue, 10/22/1960
72	_____	Kevin Worthy vs. Akron, 8/31/2002
52	_____	Christian Kirksey vs. Northern Illinois, 8/31/2013
51	_____	Kerry Cooks vs. Iowa State, 9/10/1994
9	_____	Micah Hyde vs. Purdue, 11/10/2012

**NOTE: Players listed in boldface are current players.**



**Floyd of Rosedale**  
*Iowa vs. Minnesota*

To the winner of the Iowa-Minnesota football game goes possession of a statue of a pig named "Floyd of Rosedale."

A bet in 1935 between Minnesota Governor Floyd B. Olson and Iowa Governor Clyde Herring gave birth to Floyd of Rosedale. Tensions between the two state universities had been running high and a wager was made in an effort to relieve the situation.

After Iowa lost the 1935 game, Herring presented Olson with Floyd of Rosedale, a full-blooded champion pig and a brother of BlueBoy from Will Rogers' movie *State Fair*. Olson gave the pig to the University of Minnesota and commissioned St. Paul sculptor Charles Brioscho to capture Floyd's image.

The result is a bronze pig 21 inches long and 15 inches high and weighs in at 98.3 pounds. Floyd currently resides in Iowa City as a result of Iowa's 23-7 victory last season in Minneapolis. Minnesota holds a 41-36-2 advantage in the series with Floyd of Rosedale on the line. The winning university is entitled to keep the trophy until it loses the annual battle.

**Heartland Trophy**  
*Iowa vs. Wisconsin*

The Heartland Trophy was inaugurated in 2004 and goes each year to the winner of the football battle between Iowa and Wisconsin.

The trophy was designed and crafted by artist and former Iowa football player Frank Strub. The trophy, which is a bull mounted on a walnut base (native to both Wisconsin and Iowa), has been inscribed with the scores of all games in the long-time series. The teams have met 87 times, with Wisconsin holding a slight 43-42-2 advantage.

The series is tied at 4-4 since the inception of the Heartland Trophy in 2004. Wisconsin currently has possession of the Heartland Trophy with a 28-9 win in Iowa City last season. The winning university is entitled to keep the trophy until it loses the annual battle.

**The Heroes Game**  
*Iowa vs. Nebraska*

The Heroes Game was created to highlight the border rivalry between Iowa and Nebraska. The institutions annually honor one citizen from each of their respective states who are admired for their brave deeds and noble qualities. These heroes are nominated by friends, neighbors or co-workers and will be guests of the two teams at the game where they will be honored on-field. Each will also have their name and hometown etched on the Heroes Trophy. Nebraska holds a 28-13-3 advantage in the all-time series, and the trophy resides in Iowa City after Iowa's 38-17 victory in Lincoln last season.

**Cy-Hawk Trophy**  
*Iowa vs. Iowa State*

When The University of Iowa resumed its football series with Iowa State in 1977, the Des Moines Athletic Club donated a trophy to be awarded to the winner of the annual in-state battle.

The original Cy-Hawk Trophy featured a football player in the classic running back pose and a likeness of both Herky the Hawkeye and Cy the Cardinal. A new Cy-Hawk Trophy, which is a part of the Iowa Corn Cy-Hawk Series, was selected in 2012 through a fan vote. The trophy features each school's mascots - Herky and Cy - holding up a football in front of a field of corn.

The Hawkeyes hold a 40-22 advantage in the series that began in 1894, including a 24-12 margin since 1977 when the Cy-Hawk Trophy was first awarded. Iowa currently has possession of the Cy-Hawk Trophy with a 27-21 victory last season in Ames. The winning university is entitled to keep the trophy until it loses the annual battle.

**Herky and the Hawkeyes**

The University of Iowa borrowed its athletic nickname from the state of Iowa many years ago.

The name Hawkeye was originally applied to a hero in a fictional novel, *The Last of the Mohicans*, written by James Fenimore Cooper. Author Cooper had the Delaware Indians bestow the name on a white scout who lived with them.

In 1838, 12 years after the book was published, people in the territory of Iowa acquired the nickname, chiefly through the efforts of Judge David Rorer of Burlington and James Edwards of Fort Madison.

Edwards, editor of the Fort Madison Patriot, moved his paper to Burlington in 1843 and renamed it the *Burlington Hawk-Eye*. The two men continued their campaign to popularize the name and territorial officials eventually gave it their formal approval.

The Hawkeye nickname gained a tangible symbol in 1948 when a cartoon character, later to be named Herky the Hawk, was hatched. The creator was Richard Spencer III, instructor of journalism.

The impish hawk was an immediate hit and he acquired a name through a statewide contest staged by the athletic department. John Franklin, a Belle Plaine alumnus, was the man who suggested Herky.

Since his birth over 60 years ago, Herky has symbolized Iowa athletics and epitomized University life. He even donned a military uniform during the Korean War and became the insignia of the 124th Fighter Squadron.

During the mid-1950s Herky came to life at a football game as the Iowa mascot. Since then Herky has been a familiar figure at Iowa athletic events.



The Iowa Hawkeyes play their home football games in Kinnick Stadium (capacity 70,585), located on the west campus in the heart of the University's athletic complex. It is a few minutes drive from Interstate 80 and 380 and is less than 30 minutes from the Eastern Iowa Airport in Cedar Rapids.

The Paul J. Brechler Press Box at Kinnick is on the west side and accessible by elevator or stairs. The facility is named in honor of the former UI athletic director (1947-60). It was completed prior to the 2006 season as part of the two-year, \$90 million renovation of Kinnick Stadium.

The four-level facility extends from goal line to goal line. The media section, including the press section, radio and television booths and game management operations, are located on the fourth level. Level one includes private suites and indoor club seating, level two includes outdoor club seating and level three is private suites.

Refreshments and snacks are available throughout each game. A pregame meal is served for the media, as well as sandwiches postgame.

### **Ferentz Conferences/Interview Requests**

Coach Kirk Ferentz holds a media conference each Tuesday during the season at 12:45 p.m. in the Hayden Fry Football Complex. Players are also available, upon request, at 1:15 p.m. following the media conference.

Player requests must be made following each game, either after a Saturday game or by 9 a.m. CT Sunday morning, for the following week. Out of town media should contact the Athletic Communications office on Mondays to arrange telephone interviews.

Coach Ferentz is available each Tuesday during the Big Ten Conference coaches tele-conference (11:40 a.m., CT), and, he is also available via tele-conference for visiting media outlets. Those tele-conferences are held each Tuesday at noon, CT. Contact UI Athletic Communications for the tele-conference phone number and passcode.

### **Credentials**

Season and single-game credential requests for Iowa football may be requested online. Please apply for credentials at [hawkeyesports.com/media](http://hawkeyesports.com/media), or contact Theresa Walenta ([theresa-walenta@uiowa.edu](mailto:theresa-walenta@uiowa.edu), 319-335-9411) for instructions. Season requests must be received by Aug. 15 to assure a season seat in the press box.

Once a credential request is submitted, you will receive an automatic reply stating that your request has been received. You will receive another notification when your request has been approved or denied. Credentials will be mailed if the request is received 10 days prior to a game. Credentials may also be picked up in the Athletic Communications office before 3 p.m. on the Friday prior to game day or left at the media will call gate (Gate I, northeast corner) at Kinnick Stadium on game day.

Reporters may not use a credential to cover the game for another newspaper, television station, radio station or internet site. Failure to comply will result in both agencies credentials being revoked for the entire season.

***Credential language, which appears on all credentials issued for Iowa football, is printed on the following page of this guide. All rules and regulations listed are enforced by the University of Iowa Athletics Department and the Big Ten Conference.***

### **Parking**

Requests for parking should be made when requesting credentials online. Media parking is located in the parking ramp at the northeast corner of Kinnick Stadium, at the corner of Hawkins Drive and Evashevski Drive.

Television stations needing satellite truck parking must contact Theresa Walenta (319-335-9411) early in the week prior to that Saturday's game, to make arrangements.

### **Media Entrances**

Members of the media are encouraged to enter Kinnick Stadium at the northeast corner of the stadium (Gate I, immediately across from the parking ramp) and proceed through the north and west concourses to elevator F, located at the midway point of the west stands. Media members may also enter through Gate F on the west side of Kinnick Stadium.

### **Photo/TV Credentials**

Photo credentials must be requested following the same guidelines as mentioned above. A photographer's room is located at the northwest corner of the Kinnick Stadium playing field. Photo credentials must be presented in order to receive a vest for sideline photography. Entrance to the photo room is through the tunnel in the middle of the west concourse. From the playing field, the photo room may be accessed through the tunnel at the northwest corner of the field.

Photo vests must be returned to the photographer's room 10-15 minutes following the conclusion of each game.

Television stations are not allowed to video tape from the press box. A splitter board is available in the photo room for all TV stations to receive the overhead video provided by Iowa's football video department (or the network midfield camera). TV camera personnel on the sidelines must adhere to all sideline policies.

### **Services**

Complete play-by-play, halftime statistics, final team and individual stats, complete defensive stats, drive charts, participation charts and quotes from both head coaches are available following each home game. The Kinnick Stadium press facility closes four hours following each home game.

### **Telephones**

Iowa provides a limited number of telephones in the main press box area for use on a first-come, first-serve basis. Media requiring their own phone lines should call 319-335-2945 and ask for a work order clerk.

### **High Speed Internet Access**

Hard wire high speed internet access is available at every media seat in the Kinnick Stadium press box. Wireless internet access is available, with a username and password, in the postgame interview rooms. Please ask for IT assistance should you need wireless access on game day.

### **Postgame Information via E-Mail**

All game statistics, notes and quotes are e-mailed from Kinnick Stadium following Iowa home games when requested. This information is filed in pdf format and is sent within 30-45 minutes following home games. To receive this information, contact a member of the Iowa Athletic Communications staff. This information is also posted on the Iowa website, [hawkeyesports.com](http://hawkeyesports.com), following each Iowa game throughout the season.

### **Press Conference Transcripts**

Transcripts of Tuesday press conferences and home game postgame press conferences with Coach Kirk Ferentz, are provided by ASAP Transcripts. Transcripts of Ferentz press conferences are available for download via [hawkeyesports.com](http://hawkeyesports.com) and e-mail. Hard copy transcripts of press conferences following home games are also distributed to members of the media.

### Accommodations

A directory of hotels, motels, restaurants and available air transportation can be found on page 205 of this guide. The UI Athletic Communications office does reserve a block of rooms at the Holiday Inn and Conference Center in Coralville, and those are available on a first-come, first-serve basis. Contact Theresa Walenta in the UI Athletic Communications office (319-335-9411) for reservations.

### Postgame Interviews

Members of the media should contact Steve Roe with player requests prior to leaving the press box. UI Athletic Communications staff will be departing the press box with approximately five minutes remaining in the game.

Both team locker room facilities are located beneath the south end zone stands. All player and coaches interviews will take place in the designated media rooms. You may follow a member of the UI Athletic Communications staff from the press box or ask for directions on getting to the postgame media rooms.

Both head coaches are available (in different interview rooms) following the cooling off period, with player interviews to follow. Coach Ferentz' postgame comments are televised on the monitors in the media section of the Brechler press box. Quotes from both head coaches are distributed following the interview sessions.

The Iowa locker room is closed to the media. Requested Iowa players are available in the Iowa interview room.

### The Hawkeye Radio Network

Fans of the University of Iowa following the Hawkeyes on radio can tune in on their favorite station throughout the state of Iowa and the Midwest.

The radio voice of the Hawkeyes is Gary Dolphin, a Cascade, Iowa native who handles all play-by-play action of both Iowa football and men's basketball. In addition, Dolphin also serves as the host of the weekly coach's shows during the season with football Coach Kirk Ferentz and men's basketball Coach Fran McCaffery. Dolphin is a three-time Iowa Sportscaster of the Year. He is in his 18th year of broadcasting Iowa football and basketball on the Hawkeye Radio Network. Dolphin, overall, is in his 42nd year of play-by-play broadcasting, which includes six years of broadcasting basketball games for Northwestern University. He served as the Network Television Coordinator for the Chicago Bears from 1989-99.

Dolphin is joined on all University of Iowa football broadcasts by former Hawkeye and NFL great Ed Podolak. A native of Atlantic, Iowa, Podolak was a three-year letterman for the Hawkeyes (1966-68) as a quarterback and running back. He enjoyed a lengthy professional career with the Kansas City Chiefs and is a member of the Chiefs Hall of Fame. He has been a part of Iowa football broadcasts for 32 years. Iowa's sideline reporter is Rob Brooks, son of Hall of Fame broadcaster, Bob Brooks.

The Hawkeye Radio Network, a production of Learfield Communications, Inc. of Jefferson City, Mo., blankets the state of Iowa and bordering states with more than 50 stations providing live coverage. The Hawkeyes can also be heard on the World Wide Web ([hawkeyesports.com](http://hawkeyesports.com)) via Hawkeye All-Access, and on Sirius and XM satellite radio.

### Credential Language

The following is the information printed on the University of Iowa game day media credential. All rules and regulations listed are enforced by the University of Iowa Athletics Department and the Big Ten Conference.

### Press Credential Language

This working credential is subject in all respects to the Media Credential Criteria and Policies set forth by the University of Iowa. This working credential is issued for the sole purpose of providing facility access to an accredited agency's employee who has a legitimate working function (media or game service) in conjunction with this game or games. It is non-transferable and non-assignable and any duplication or alteration of this document is prohibited. Any unauthorized use of this credential subjects the bearer to ejection from the facility and prosecution for criminal trespass. Any secondary use of any picture, photograph, audio description, video, film/tape, drawing or other description of a game taken or made by the accredited organization or individual to whom this credential has been issued (including, but not limited to use in delayed editorial or non-editorial advertising, sales promotion or merchandising) is prohibited without prior specific written approval of the University of Iowa or the Big Ten Conference. Nothing in these terms and conditions authorizes or allows bearer to violate any of the trademarks, copyright and other proprietary rights of the University of Iowa or the Big Ten Conference.

A maximum of two minutes (2:00) of game video footage (without audio) may be utilized during the one week period following the conclusion of the game, solely within regularly scheduled bona fide news programming distributed via television, and may not be distributed via the internet, wireless or other forms of media.

**ACCEPTANCE OF THIS CREDENTIAL CONSTITUTES AGREEMENT BY THE BEARER AND HIS OR HER ORGANIZATION TO ABIDE BY THE FOREGOING CONDITIONS.**



## In Memory

**Randy Brubaker**

1959-2014

Randy Brubaker, who was sports editor of both the Iowa City Press-Citizen and Des Moines Register during a distinguished journalism career, passed away May 3, 2014. He was 55.

Brubaker, a native of Waterloo and graduate of Wartburg College, joined the Press-Citizen in 1983. He moved to the Register in 1988 and held a number of positions including sports editor and managing editor. He was a senior news editor at the Register, overseeing sports and investigative journalism, at the time of his passing.



**NEWSPAPERS**
**Associated Press**

Telephone: 515-243-3281; 1-800-453-2113  
 505 5th Ave., Suite 1000  
 Des Moines, Iowa 50309  
 Sports Editor: Luke Meredith  
 E-mail: [Imeredith@ap.org](mailto:Imeredith@ap.org)  
 Iowa City office: 319-337-5615

**The Burlington Hawk Eye**

Box 10, 800 S. Main St.  
 Burlington, Iowa 52601-0010  
 Telephone: 319-671-0147  
 Sports Editor: John Bohnenkamp  
 Football Writer: Susan Denk  
 E-mail: [sdenk@thehawkeye.com](mailto:sdenk@thehawkeye.com)

**Cedar Rapids Gazette**

Telephone: 319-398-8258  
 500 Third Ave. SE  
 Cedar Rapids, Iowa 52401  
 Iowa Football Writers: Marc Morehouse and Scott Dochterman  
 E-mail: [Marc.Morehouse@sourcemediacom.net](mailto:Marc.Morehouse@sourcemediacom.net);  
[Scott.Dochterman@sourcemediacom.net](mailto:Scott.Dochterman@sourcemediacom.net)  
 Columnist: Mike Hlas  
 E-mail: [Mike.Hlas@sourcemediacom.net](mailto:Mike.Hlas@sourcemediacom.net)

**Daily Iowan**

Telephone: 319-335-5848  
 E131 Adler Journalism Building  
 University of Iowa  
 Iowa City, Iowa 52242  
 Sports Editor: Danny Payne  
 E-mail: [dannyawpayne@gmail.com](mailto:dannyawpayne@gmail.com)  
 Pregame Editor: Cody Goodwin  
 E-mail: [codyjgoodwin@gmail.com](mailto:codyjgoodwin@gmail.com) or [daily-iowan@uiowa.edu](mailto:daily-iowan@uiowa.edu)

**Des Moines Register**

Telephone: 515-284-8012  
 400 Locust St., Suite 500  
 Des Moines, Iowa 50309  
 Iowa Football Writers: Rick Brown  
 E-mail: [ribrown@dmreg.com](mailto:ribrown@dmreg.com)  
 Columnist: Bryce Miller  
 E-mail: [brmiller@dmreg.com](mailto:brmiller@dmreg.com)

**Hawkeye Insider**

Telephone: 319-621-4850  
 1070 Bryan Court  
 Iowa City, Iowa 52245  
 Editor: Rob Howe  
 E-mail: [hawkeyeinsider@gmail.com](mailto:hawkeyeinsider@gmail.com)

**Hawkeye Nation**

Telephone: 918-516-8762  
 Editor: Jon Miller  
 E-mail: [jonmiller@hawkeyenation.com](mailto:jonmiller@hawkeyenation.com)

**Hawkeye Report**

Telephone: 563-508-4641  
 12344 71st Ave.  
 Blue Grass, Iowa 52726  
 Editor: Tom Kakert  
 E-mail: [Tkakert@aol.com](mailto:Tkakert@aol.com)

**Iowa City Press Citizen**

Telephone: 319-339-7368  
 123 N. Linn St., Suite 2E  
 Iowa City, Iowa 52245  
 Sports Editor: Ryan Murken  
 E-mail: [rmurken@press-citizen.com](mailto:rmurken@press-citizen.com)  
 Columnist: Pat Harty  
 E-mail: [pharty@press-citizen.com](mailto:pharty@press-citizen.com)

**Moline Dispatch**

Telephone: 800-272-6397; 309-757-4974  
 1720 Fifth Ave.  
 Moline, Ill. 61265  
 Iowa Football Writer: Marc Nesseler  
 E-mail: [mnesseler@qconline.com](mailto:mnesseler@qconline.com)

**Quad City Times**

Telephone: 1-800-437-4648  
 500 E. Third St.  
 Davenport, Iowa 52801  
 Iowa Football Writer: Steve Batterson  
 E-mail: [sbatterson@qctimes.com](mailto:sbatterson@qctimes.com)  
 Sports Editor/Columnist: Don Doxsie  
 E-mail: [ddoxsie@qctimes.com](mailto:ddoxsie@qctimes.com)

**Voice of the Hawkeyes**

Telephone: 319-530-2272  
 P.O. Box 426  
 North Liberty, Iowa 52317  
 Editor: Todd Brommelkamp  
 E-mail: [voiceofthehawkeyes@yahoo.com](mailto:voiceofthehawkeyes@yahoo.com)

**Waterloo Courier**

Telephone: 319-291-1521; 1-800-798-1702  
 100 E. 4th Street  
 Waterloo, Iowa 50704  
 Iowa Football Writer: Jim Nelson  
 E-mail: [jim.nelson@wcfcourier.com](mailto:jim.nelson@wcfcourier.com)

**TELEVISION**
**KCCI-TV (CBS)**

Telephone: 515-247-8811; 515-344-2891  
 888 Ninth St.  
 Des Moines, Iowa 50309  
 Sports Director: Andy Garman  
 E-mail: [agarman@kcci.com](mailto:agarman@kcci.com)

**KCRG-TV (ABC)**

Telephone: 319-398-8325; 365-9999; 1-800-332-5443  
 501 Second Ave. SE  
 Cedar Rapids, Iowa 52401  
 Sports Director: Scott Saville  
 E-mail: [scott.saville@kcrq.com](mailto:scott.saville@kcrq.com)

**KGAN-TV (CBS)**

Telephone: 319-395-9081; 1-800-222-5426  
 600 Old Marion Road NE  
 Cedar Rapids, Iowa 52402  
 Sports Director: TBD  
 E-mail: [ljstolar@sbgvtv.com](mailto:ljstolar@sbgvtv.com); [zrhanley@sbgvtv.com](mailto:zrhanley@sbgvtv.com)

**KWQC-TV (NBC)**

Telephone: 319-383-7037; 1-800-927-6397  
 805 Brady St.  
 Davenport, Iowa 52803  
 Sports Director: TBD  
 E-mail: TBD

**KWWL-TV (NBC)**

Telephone: 319-291-1290  
 500 E. 4th St.  
 Waterloo, Iowa 50703  
 Sports Director: Rick Coleman  
 E-mail: [rcoleman@kwwl.com](mailto:rcoleman@kwwl.com)

**WHBF-TV (CBS)**

Telephone: 309-786-5441, ext. 150  
 231 18th St.  
 Rock Island, Ill. 61201  
 Sports Director: Jay Kidwell  
 E-mail: [sports@cbs4qc.com](mailto:sports@cbs4qc.com); [jkidwell@cbs4qc.com](mailto:jkidwell@cbs4qc.com)

**WHO-TV (NBC)**

Telephone: 515-242-3739; 1-800-835-1313  
 1801 Grand Ave.  
 Des Moines, Iowa 50308  
 Sports Director: Keith Murphy  
 E-mail: [keith.murphy@whotv.com](mailto:keith.murphy@whotv.com)

**WOI-TV (ABC)**

Telephone: 515-457-1026  
 3903 West Town Parkway  
 West Des Moines, Iowa 50266  
 Sports Director: Dave Zawilinski  
 E-mail: [dzawilinski@myabc5.com](mailto:dzawilinski@myabc5.com)

**WQAD-TV (ABC)**

Telephone: 309-736-3324  
 3003 Park 16th St.  
 Moline, Ill. 61265  
 Sports Director: Matt Randazzo  
 E-mail: [matt.randazzo@wqad.com](mailto:matt.randazzo@wqad.com)

**RADIO**
**KCJJ**

Telephone: 319-354-1242  
 PO Box 2118  
 Iowa City, Iowa 52244  
 Sports: Kyle Hughes  
 E-mail: [kcjjam@gmail.com](mailto:kcjjam@gmail.com)

**KGYM**

Telephone: 319-363-2061  
 1110 26th Ave. SW  
 Cedar Rapids, Iowa 52404  
 Sports Director: Scott Unash  
 E-mail: [scott.unash@1600espn.com](mailto:scott.unash@1600espn.com)

**KMRY**

Telephone: 319-393-1450  
 1957 Blairs Ferry Road NE  
 Cedar Rapids, Iowa 52402  
 Sports: Bob Brooks  
 E-mail: [b.brooks@kmryradio.com](mailto:b.brooks@kmryradio.com)

**KRUI**

Telephone: 319-335-9525  
 379 IMU  
 Iowa City, Iowa 52242  
 Sports Director: Joe Rajchel  
 E-mail: [jrajchel@krui.fm](mailto:jrajchel@krui.fm)

**KXIC**

Telephone: 319-354-9500  
 1 Stephen Atkins Drive  
 Iowa City, Iowa 52240  
 Program Director: Jay Capron  
 E-mail: [jaycapron@clearchannel.com](mailto:jaycapron@clearchannel.com)

**KXNO/WHO**

Telephone: 1-866-469-4295; 515-289-2000  
 1801 Grand Ave.  
 Des Moines, Iowa 50312  
 Sports: Jim Brinson  
 E-mail: [jimbrinson@clearchannel.com](mailto:jimbrinson@clearchannel.com)

**WMT**

Telephone: 319-395-0530; 1-800-933-7767  
 600 Old Marion Rd. NE  
 Cedar Rapids, Iowa 52402  
 Sports: Andy Petersen  
 E-mail: [andypetersen@clearchannel.com](mailto:andypetersen@clearchannel.com)

**RADIO IOWA**

Telephone: 1-800-729-8765  
 2700 Grand Ave., Suite 103  
 Des Moines, Iowa 50312  
 Sports Director: Todd Kimm  
 E-mail: [TKimm@learfield.com](mailto:TKimm@learfield.com)  
 Reporter: Dar Danielson  
 E-mail: [DDanielson@learfield.com](mailto:DDanielson@learfield.com)





## Iowa City/Coralville Area Directory

(area code is 319)

### Air Transportation from Eastern Iowa Airport

Allegiant Air	702-505-8888
American Eagle	800-433-7300
Delta	800-221-1212

Frontier Airlines	800-432-1359
United	800-864-8331

### Hotels/Motels

Alexis Park Inn & Suites, 1165 S. Riverside Drive, Iowa City	337-8665
Amana Colonies Holiday Inn, I-80, Exit 225, Amana	688-1175
Americinn, 2597 Holiday Road, Coralville	625-2400
Baymont Inn & Suites, 200 6th Street, Coralville	337-9797
Best Western Canterbury Inn, 704 1st Ave., Coralville	351-0400
Big Ten Inn, 707 1st Ave., Coralville	351-6131
Candlewood Suites, 2491 Holiday Road, Coralville	625-2200
Clarion Highlander Hotel & Conference Center, 2525 N. Dodge St., Iowa City	354-2000
Comfort Inn & Suites, 2431 James Street, Coralville	338-3400
Comfort Inn, 209 9th St., Coralville	351-8144
Country Inn & Suites by Carlson, 2571 Heartland Place, Coralville	545-8464
Days Inn, 205 2nd Street, Coralville	354-4400
Fairfield Inn, 214 9th Street, Coralville	337-8382
Hampton Inn, 1200 1st Ave., Coralville	351-6600

Hampton Inn, 4 Sturgis Corner Drive, Iowa City	339-8000
Heartland Inn, 87 2nd Street, Coralville	351-8132
Holiday Inn Express, 970 25th Ave., Coralville	625-5000
Holiday Inn, 1200 1st Ave., Coralville	351-5049
Homewood Suites by Hilton, 921 E. 2nd Ave., Coralville	338-3410
Hotel Vetro Studio Suites, 201 S. Linn St., Iowa City, IA	337-4961
Iowa House Hotel, 121 Iowa Memorial Union, Iowa City	335-3513
Marriott Hotel & Conference Center, 300 East 9th Street, Coralville	688-4000
Residence Inn, 2681 James Street, Coralville	338-6000
Riverside Golf Resort, 3184 Hwy. 22, Riverside, IA	648-1234
Sheraton Iowa City Hotel, 210 S. Dubuque St., Iowa City	337-4058
Sleep Inn & Suites, 485 Madison Ave., N., North Liberty	665-2700
Suburban Extended Stay Hotel, 2491 Holiday Road, Coralville	625-2200
Super 8 Motel, 611 1st Ave., Coralville	337-8388
The Hotel at Kirkwood Center, 7725 Kirkwood Blvd. SW, Cedar Rapids	848-8700
Travel Lodge, 2216 N. Dodge St., Iowa City	351-1010

### Restaurants

Agave Bar & Grill, 2781 Oakdale Blvd., Coralville	665-2524
Airliner, 22 S. Clinton, Iowa City	351-9259
Applebee's, 200 12th St., Coralville	358-1986
Atlas World Grill, 127 Iowa Ave., Iowa City	341-7700
Backpocket Brewing, 903 Quarry Road, Coralville	466-4444
Bandana's Bar-B-Q, 807 1st Ave., Coralville	512-6444
Basta, 121 Iowa Avenue, Iowa City	337-2010
Blackstone, 502 Westbury Drive, Suite 1, Iowa City	338-1770
Bluebird Dinner, 330 E. Market St., Iowa City	351-1470
Bo-James, 118 E. Washington St., Iowa City	337-4703
Bob's Your Uncle Pizza Café, 2208 N. Dodge St., Iowa City	331-7400
Bread Garden Bakery & Café, 224 S. Clinton, Iowa City	354-4246
Brothers Bar & Grill, 125 W. Dubuque, Iowa City	338-6373
Brown Bottle, 115 E. Washington St., Iowa City	351-6704
Bruegger's Bagel Bakery, 404 1st Avenue, Coralville	337-2243
Buffalo Wild Wings, 201 Clinton Street, Iowa City	887-9464
Buffalo Wild Wings, 2500 Corridor Way, Coralville	338-9464
Carl and Ernie's Good Time Pub and Grub, 161 Hwy. 1 West, Iowa City	337-4422
Carlos O'Kelly's, 1411 S. Waterfront Drive, Iowa City	354-5800
Charlotte's, 745 Community Drive, North Liberty	626-2295
Cheddars, 2824 Commerce Drive, Coralville	545-3131
Chili's, 2651 2nd St., Coralville	351-1488
Chipotle Mexican Grill, 201 S. Clinton Street, #12, Iowa City	338-1194
Colony Inn Restaurant, 741 47th Ave., Amana	622-6270
Culvers Frozen Custard, 2591 Heartland Place, Coralville	545-8255
Divots Bar and Grill, 1900 Country Club Drive, Coralville	248-9303
Edgewater Grille, 300 E. 9th Street, Coralville	887-5018
Eggy's on 965, Hwy. 965, North Liberty	665-4800
El Dorado, 102 Second Street, Coralville	688-5237
El Rancho, 21 Sturgis Drive, Iowa City	338-4324
Flannigan's Bar & Grill, 501 1st Ave., Coralville	351-1904
Givanni's Café, 109 E. College St., Iowa City	338-5967
Godfather's Pizza, Highway 1 West, Iowa City	354-3312
Graze, 115 E. College Street, Iowa City	887-5477
Gus' Food & Spirits, 2421 Coral Court, Coralville	545-4290
Hamburg Inn, 214 N. Linn St., Iowa City	337-5512
House of Lords Restaurant & Pub, 704 1st Ave., Coralville	351-0400
HuHot Mongolian Grill, 917 25th Ave., Coralville	358-9100
Hunan Restaurant, 118 2nd St., Coralville	338-8886
IHOP, 2435 James Street, Coralville	248-1122
Iowa River Power Company, 501 1st Ave., Coralville	351-1904
Ironhawk, 122 E. Washington St., Iowa City	333-1040
Jimmy Jack's Rib Shack, 1940 Lower Muscatine Road, Iowa City	354-7427
Joseph's Steakhouse, 212 S. Clinton St., Iowa City	358-0776
Konomi, 843 Quarry Road, #140, Coralville	351-2290

La Cava Mexican Restaurant, 1810 Coral St., Coralville	358-2324
Linn Street Café, 121 N. Linn St., Iowa City	337-7370
Longhorn Steak House, 2671 James Street, Coralville	338-2011
Micky's Irish Pub, 11 S. Dubuque St., Iowa City	338-6860
Midtown Family Restaurant, 1069 Hwy. 1, Iowa City	351-9323
Mill Restaurant, 120 E. Burlington Street, Iowa City	351-9529
Mondo's Tomato Pie, 516 E. 2nd St., Coralville	337-3000
Monicas, 302 2nd Street, Coralville	338-7400
Okoboji Grill, 1857 Lower Muscatine Rd., Iowa City	248-1155
Old Capitol Brew Works and Pub, 525 S. Gilbert St., Iowa City	337-3422
Old Chicago, 78 Second Street, Coralville	248-1220
Olive Garden, 925 25th Ave., Coralville	339-9100
Otis' Tailgators, 450 1st Ave., Coralville	356-6914
Ox Yoke Inn, 4420 220 Trail, Amana	1-800-233-3441
Pagliai's Pizza, 302 E. Bloomington St., Iowa City	351-5073
Pancho's Mexican Grill, 901 25th Ave., Coralville	248-3256
Pancho's Mexican Grill, 32 S. Clinton, Iowa City	338-6311
Pit Smokehouse, 130 N. Dubuque, Iowa City	337-6653
Quinton's Bar & Deli, 215 E. Washington, Iowa City	354-7074
Quinton's Bar & Deli, 2500 Corridor Way, Ste. 5, Coralville	625-2221
Red Lobster, 2671 2nd Street, Coralville	338-6400
Red Pepper Deli and Grill, 517 S. Riverside Drive, Iowa City	337-5270
Red's Ale House, 515 S. Dubuque St., North Liberty	626-2100
River City Beefstro, 1210 1st Ave., Coralville	351-1551
The Saloon, 112 E. College St., Iowa City	354-3837
Sam's Pizza, 441 S. Gilbert St., Iowa City	337-8200
Sanctuary Restaurant & Pub, 405 S. Gilbert St., Iowa City	351-5692
Short's Burger and Shine, 18 S. Clinton St., Iowa City	337-4678
Short's Burgers East Side, 521 Westbury Drive, Iowa City	338-7743
Sports Column, 12 S. Dubuque Street, Iowa City	356-6902
Steak and Shake, 2806 Commerce Drive, Coralville	545-5472
Stella, 1006 Melrose Ave., Iowa City	887-5564
Summit Restaurant & Bar, 10 S. Clinton St., Iowa City	354-7482
Sushi Popo, 725 Mormon Trek Blvd., Iowa City	338-7676
Takanami, 219 Iowa Avenue, Iowa City	351-5125
Teddy's Bigger Burgers, 324 E. Washington St., Iowa City	354-6888
Texas Road House, 2520 Corridor Way, Coralville	354-3489
The Three Samurai, 1801 2nd St., Coralville	337-3340
Two Dogs Pub, 1705 W. 1st Ave., Iowa City	337-9047
Vesta, 849 Quarry Road, Coralville	338-3782
Vine Tavern, 330 E. Prentiss St., Iowa City	354-8767
Vine Tavern & Eatery, 39 2nd St., Coralville	338-7770
Vito's Italian American Restaurant, 118 E. College St., Iowa City	338-1393
Which Wich, 925 25th Ave., Coralville	354-9424
Which Wich, 23 S. Dubuque Street, Iowa City	337-9424
Wig and Pen Pizza Pub, 1220 Hwy. 6 West, Coralville	354-2767
Wildwood Smokehouse & Saloon, 4919 B Walleye Drive, Iowa City	338-2211

**August 30**
**NORTHERN IOWA AT IOWA**

Youngstown State at Illinois  
 Indiana State at Indiana  
 James Madison at Maryland  
 Appalachian State at Michigan  
 Jacksonville St. at Michigan St.  
 Eastern Illinois at Minnesota  
 Florida Atlantic at Nebraska  
 California at Northwestern  
 Ohio State at Navy  
 Penn State vs. Central Florida  
 Western Michigan at Purdue  
 Rutgers at Washington State  
 Wisconsin vs. LSU

**September 6**
**BALL STATE AT IOWA**

Western Kentucky at Illinois  
 Maryland at South Florida  
 Michigan at Notre Dame  
 Mid. Tennessee St. at Minnesota  
 McNeese State at Nebraska  
 N. Illinois at Northwestern  
 Virginia Tech at Ohio State  
 Akron at Penn State  
 Central Michigan at Purdue  
 Howard at Rutgers  
 Western Illinois at Wisconsin

**September 13**
**IOWA STATE AT IOWA**

Illinois at Washington  
 Indiana at Bowling Green  
 West Virginia at Maryland  
 Miami (OH) at Michigan  
 Michigan State at Oregon  
 Minnesota at TCU  
 Nebraska at Fresno State  
 Kent State at Ohio State  
 Penn State at Rutgers  
 Purdue at Notre Dame

**September 20**
**IOWA AT PITTSBURGH**

Texas State at Illinois  
 Indiana at Missouri  
 Maryland at Syracuse  
 Utah at Michigan  
 Wyoming at Michigan State  
 San Jose State at Minnesota  
 Miami (FL) at Nebraska  
 W. Illinois at Northwestern  
 Massachusetts at Penn State  
 Southern Illinois at Purdue  
 Rutgers at Navy  
 Bowling Green at Wisconsin

**September 27**
**IOWA AT PURDUE**

Illinois at Nebraska  
 Maryland at Indiana  
 Minnesota at Michigan  
 E. Michigan at Michigan State  
 Northwestern at Penn State  
 Cincinnati at Ohio State  
 Tulane at Rutgers  
 South Florida at Wisconsin

**October 4**

Purdue at Illinois  
 North Texas at Indiana  
 Ohio State at Maryland  
 Michigan at Rutgers  
 Nebraska at Michigan State  
 Wisconsin at Northwestern

**October 11**
**INDIANA AT IOWA (HC)**

Illinois at Wisconsin  
 Penn State at Michigan  
 Michigan State at Purdue  
 Northwestern at Minnesota

**October 18**
**IOWA AT MARYLAND**

Michigan State at Indiana  
 Purdue at Minnesota  
 Nebraska at Northwestern  
 Rutgers at Ohio State

**October 25**

Minnesota at Illinois  
 Maryland at Wisconsin  
 Michigan at Michigan State  
 Rutgers at Nebraska  
 Ohio State at Penn State

**November 1**
**NORTHWESTERN AT IOWA**

Illinois at Ohio State  
 Indiana at Michigan  
 Maryland at Penn State  
 Purdue at Nebraska  
 Wisconsin at Rutgers

**November 8**
**IOWA AT MINNESOTA**

Penn State at Indiana  
 Michigan at Northwestern  
 Ohio State at Michigan State  
 Wisconsin at Purdue

**November 15**
**IOWA AT ILLINOIS**

Indiana at Rutgers  
 Michigan State at Maryland  
 Ohio State at Minnesota  
 Nebraska at Wisconsin  
 Northwestern at Notre Dame  
 Temple at Penn State

**November 22**
**WISCONSIN AT IOWA**

Penn State at Illinois  
 Indiana at Ohio State  
 Maryland at Michigan  
 Rutgers at Michigan State  
 Minnesota at Nebraska  
 Northwestern at Purdue

**November 28**
**NEBRASKA AT IOWA**
**November 29**

Illinois at Northwestern  
 Purdue at Indiana  
 Rutgers at Maryland  
 Michigan at Ohio State  
 Michigan State at Penn State  
 Minnesota at Wisconsin

**December 6**

Big Ten Championship Game  
 (Indianapolis, Ind.)

## Hawkeye Huddles

Iowa's Creative Corridor proudly presents the 2014 Iowa Football Hawkeye Huddles at all away football games this season. Hosted by the National I-Club and UI Alumni Association, Hawkeye Huddles include snacks, cash refreshments, door prizes, Herky and the Iowa cheerleaders. The 2014 Hawkeye Huddles are sponsored by the Iowa City Area Development Group and Iowa River Landing. The Hawkeye Huddles start three hours prior to kickoff, but no earlier than 9 a.m., and last for two hours. Visit [jointheclub.com](http://jointheclub.com) for further information.

**Sept. 20, Pittsburgh - Time TBD**

DoubleTree Hotel – Pittsburgh City Center  
 One Bigelow Square  
 Pittsburgh, Pennsylvania

**Sept. 27, Purdue - Time TBD**

Four Points by Sheraton  
 1600 Cumberland Ave.  
 West Lafayette, Indiana

**Oct. 18, Maryland - Time TBD**

Time & Location: TBD

**Nov. 8, Minnesota - Time TBD**

The Commons Hotel  
 615 Washington Ave. SE  
 Minneapolis, Minnesota

**Nov. 15, Illinois - Time TBD**

Hilton Garden Inn  
 1501 S. Neil Street  
 Champaign, Illinois

**The Hawkeye Visions Endowment Program:** Hawkeye Visions is an on-going campaign, which seeks to build an endowment capable of covering the cost, via earnings, of UI student-athlete scholarships. The program currently includes almost 200 scholarships ranging from fully endowed scholarships, partially endowed, in development or scholarships pledged via an estate gift. The following Visionary and Leadership Scholarships will be awarded for the 2014-15 academic year.

### Visionary Level Scholarships

Beth and Bob Allsop Point Guard Scholarship  
 Ray Carlson Lineman Scholarship  
 Fritz and Mary Lee Duda Hawkeye Spirit Scholarships  
 Mark Falb Quarterback Scholarship  
 Bill and John Fenton Football Scholarship  
 George C. and Nora Foerstner Memorial and Alex A. and JoAnn F. Meyer Football Scholarships  
 Russ and Ann Gerdin Family Football Scholarships  
 Russ and Ann Gerdin Family Men's Basketball Scholarships  
 Russ and Ann Gerdin Family Women's Basketball Scholarship  
 Russ and Ann Gerdin Family Wrestling Scholarship  
 Russ and Ann Gerdin Family Athletic Scholarship

Leonard A. and Marlene S. Hadley Center Football Scholarship  
 Robert G. and Annalee Jacoby Hockridge Wrestling Scholarship  
 Jim and Rhonda Juhlin Men's Basketball Scholarship  
 Nile Kinnick Leadership Scholarship  
 Gus and Theo Mastrogany End Scholarship  
 Robert W. and Jean C. Ottilie Athletic Scholarships  
 Ned and Reba Postels Family Men's Basketball Scholarship  
 John and Peg Slusher Softball Catcher Scholarship  
 Arthur E. Stanley Football Scholarships  
 Chris Street Memorial Men's Basketball Scholarship  
 Dale L. Tieden Football Scholarships  
 Henry B. and Patricia B. Tippie Athletic Scholarships  
 Jim and Susan Woods Offensive Lineman Scholarship

### Leadership Level Scholarships

Dr. C.F. "Larry" and Lois Barrett Football Scholarship  
 Micheal and Patricia Beal Women's Basketball Scholarship  
 John and Ruth Beckman Scholarships  
 P. Sue Beckwith, M.D., Women's Basketball Scholarship  
 P. Sue Beckwith, M.D., Rowing Scholarship  
 Warren and Harriet Berman Family Football Scholarship  
 Warren and Harriet Berman Family Men's Basketball Scholarship  
 Mike Boddicker Baseball Scholarship  
 Lester Bookey Memorial Scholarship  
 Patty and Tom Buroker Football Scholarship  
 Tom and Lori Cardella Football Scholarship  
 B. W. "Wayne" Carpenter Football Scholarship  
 Carver Scholarship/Slater Award  
 Gene and Jennie Clay Football Scholarship  
 John and Mary Ann Colloton Men's Basketball Scholarship  
 John and Mary Ann Colloton Football Scholarship  
 John and Mary Ann Colloton Women's Basketball Scholarship  
 John and Mary Ann Colloton Wrestling Scholarship  
 Catherine Nacke Cooper Men's Basketball Scholarship  
 Tom and Shari Davis Men's Basketball Manager Scholarship  
 Doran Family Gymnastics Scholarship  
 C. W. "Bump" Elliott Football Scholarship  
 Dr. Brent and Ellen Feller Men's Basketball Scholarship  
 John Ferentz Memorial Football Scholarship  
 Hayden Fry Captain's Scholarship  
 Eugene and Pat Gauron Women's Tennis Scholarship  
 Al Grady Memorial Football Scholarship  
 Donald W. and Marilyn Heineking Baseball Scholarship  
 Donald W. and Marilyn Heineking Football Scholarship  
 Donald W. and Marilyn Heineking Men's Cross Country/Track Scholarship  
 Donald W. and Marilyn Heineking Men's Basketball Manager's Scholarship  
 Donald W. and Marilyn Heineking Softball Scholarship  
 Donald W. and Marilyn Heineking Volleyball Scholarship  
 Donald W. and Marilyn Heineking Women's Basketball Scholarship  
 Donald W. and Marilyn Heineking Wrestling Scholarship  
 Theo and Glenda Hitchens Football Scholarship  
 Theo and Glenda Hitchens Men's Basketball Scholarship  
 James Hoak Men's Golf Scholarship  
 Iowa Style Wrestling Scholarship  
 Richard O. Jacobson Football Scholarship  
 Johnson County I-Club Football Scholarship  
 Johnson County I-Club Wrestling Scholarship  
 Bud and Georgia Johnson Women's Basketball Scholarship  
 Nile Kinnick Memorial Scholarships

Nile Kinnick Scholarship for Women  
 Ron Kirchhoff Men's Basketball Scholarship  
 W. A. Krause Football Scholarship  
 Gary Kurdelmeier Wrestling Scholarship  
 Robert and Dorothy Lee Scholarship  
 Jack and Ailene Liechty Men's Golf Scholarship  
 Jack and Ailene Liechty Football Scholarship  
 Jack and Ailene Liechty Men's Basketball Scholarship  
 Jack and Ailene Liechty Women's Basketball Scholarship  
 Linn County I-Club Football Scholarship  
 Brad and Anne Lohaus Men's Basketball Scholarship  
 Paul Mason Memorial Scholarship  
 Kirk and Diane Mellecker Family Men's Tennis Scholarship  
 Bob and Jo Lynne Meskimen Family Football Scholarship  
 Terry and Susan Mulligan Football Scholarship  
 Terry and Susan Mulligan Men's Swimming Scholarship  
 Bucky O'Connor Men's Basketball Scholarship  
 Bucky O'Connor Men's Golf Scholarship  
 Dennis and Donna Oldorf Athletic Scholarship  
 Robert and Ruth Olson Football Scholarship  
 Bob and Dorothy Otto Football Scholarship  
 Dave Paulson Baseball Scholarship  
 Whitey and Grace Piro Football Scholarship  
 William and Kay Pitlik Wrestling Scholarship  
 William and Kay Pitlik Football Scholarship  
 William and Kay Pitlik Softball Scholarship  
 William and Kay Pitlik Women's Basketball Scholarship  
 William and Kay Pitlik Field Hockey Scholarship  
 Polk County I-Club Football Scholarship  
 Polk County I-Club Softball Scholarship  
 Rigler Family Football Scholarship  
 Bob Root Memorial Football Scholarship  
 Stella Wolff Sanford Women's Scholarship  
 Douglas D. Schnoebelen Women's Basketball Scholarship  
 John and Dorothy Sill Wrestling Scholarship  
 Roland and Esther Smith Men's Athletic Scholarships  
 Roland and Esther Smith Women's Athletic Scholarships  
 Barbara G. and Professor Ralph I. Stephens Women's Basketball Scholarship  
 Marshall Stewart Athletic Scholarship  
 Dennis and Janice Oliver Strang Football Scholarship  
 John Streif Men's Basketball Scholarship  
 Ben Trickey Memorial Scholarship  
 Raymond K. and Susan K. Vawter Football Scholarship  
 W. David Ward Football Scholarship  
 Earl and Edna Yoder Football Scholarship

### The Hawkeye Visions Endowment Program: Investing in a Winning Future!

To make a gift or for more information about the Hawkeye Visions Endowment Program, please contact Sloane R. Tyler, Director of Development, (319) 467-3410 or (800) 648-6973. Gifts made now may provide DOUBLE the impact via a matching program. To read more about the GOLDEN PLEDGE (matching gift) PROGRAM, visit [www.jointheclub.com](http://www.jointheclub.com). The UI Foundation is the preferred channel of support for private contributions to all areas of The University of Iowa.

#### Athletic Endowed Scholarship Gift Levels

**Visionary Scholarship:** \$400,000 example: The Jane Doe Women's Basketball Point Guard Scholarship

**Leadership Scholarship:** \$200,000 example: The Doe Family Women's Basketball Scholarship

**Sustaining Scholarship:** \$50,000 example: The John and Jane Doe Athletic Scholarship

\*For a complete list of ALL named, endowed scholarships currently awarded, please visit [www.jointheclub.com](http://www.jointheclub.com).



Your hosts in the Paul J. Brechler Press Box include UI Athletic Communications staff members Steve Roe, James Allan, Chris Brewer, Jil Price, Patrick Sojka, Traci Wagner and Matthew Weitzel, along with Darren Miller, Director of New Media, and Brian Ray, UI athletics photographer. Theresa Walenta is the office secretary. The Athletic Communications staff also includes intern Ben Schmitz and student staff members Brandee Britt, Jordan Buchar, Exodus Cardoza, Lyn Metzger, Hayley Otto Jack Rossi, Megan Rowley, Sam Stych and Heidi Wehling.

**Roe** was named Director of Athletic Communications in July, 2011, after serving as interim director for one year. He joined the Hawkeye staff in 1990 and was named associate director in 1997. The Iowa City native earned his bachelor's degree from Buena Vista University and his master's degree from Northeast Louisiana University. He is the author of "HAWKEYES FOR LIFE", published in 2007. Steve and his wife, Janet, have a daughter, Nike, and a son, James, two granddaughters, Teagan (9) and Lydia (1), and a grandson, Jack (4). Both Nike (law degree) and James (bachelor's degree) earned degrees from the University of Iowa.

**Wagner** is in her 16th year as an assistant after previously serving as a student assistant for four years and as an intern for two years. A native of Iowa Falls, Wagner earned her degree in 1997 with a double major in journalism and communication studies. Traci and her husband, Jason, have a son, Nick, and a daughter, Sydney.

**Weitzel** was named associate director in July, 2012, after serving as assistant director since 1998. Matthew graduated from the University of Iowa in 1997 with a Bachelors of Arts degree in Journalism and Mass Communication, with an emphasis in Business. The native of Mundelein, Illinois, was a student in the sports information office for three years.

**Brewer** is in his sixth year as an assistant director after previously serving as a student assistant for three years. In 2004, the Iowa City native earned his English degree from the University of Iowa and served as a graduate assistant with the Detroit Lions media relations department. He and his wife, Brooke, have a daughter, Elyse, and a son, Del.

**Miller** is in his eighth year as Director of New Media in the UI athletics department after spending nearly 20 years working in the newspaper and sports information professions. He is a 1984 graduate of Tipton (Iowa) High School and a 1988 graduate of Wartburg College, majoring in communication arts (journalism/public relations). Miller and his wife, Ann, have four children: Ashley, Melissa, Brittney and Kyle.

**Allan** is in his fifth year as a fulltime assistant at Iowa, joining the staff in November, 2010. It is Allan's second stint in the office,

as he served as a student assistant from 2000-04. Allan returned to Iowa City after serving as the sports information director at the University of Missouri-Kansas City from 2005-10, and as the athletics media relations intern at Texas Christian University in 2004-05. The Hampton, Iowa, native earned his bachelor's degree in journalism from the University of Iowa in May, 2004. He and his wife, Mary Ann, have two sons, Jonathan and Will.

**Sojka** is in his third year as an assistant director, joining the staff in July, 2012. Patrick previously worked in the Iowa Athletic Communications office as an undergraduate assistant for three years and a graduate assistant for two. The Muscatine HS graduate (2006) earned his bachelors of business administration degree from Iowa in May, 2010, and his master's degree from Iowa in May, 2012.

**Price** is in her second year as assistant director, joining the Iowa program after serving as a graduate assistant in the athletics media services office at Western Illinois University for two years. She is a native of Hometown, Ind. Price earned a Bachelor's of Arts degree in Communication, with minors in Journalism and Public Relations, from Indiana University-Purdue University, Fort Wayne (IPFW) in 2011. She earned her master's degree (Science in Sport Management) from Western Illinois in 2013.

**Ray** joined the UI athletics department in December, 2013 as the athletics department photographer. Ray previously was the Iowa City Chief Photographer and Senior Visual Journalist for the Cedar Rapids Gazette and is a Davenport, Iowa native. Ray earned a bachelor of arts degree from Iowa in journalism and psychology in 2002. Brian and his wife, Joanna, have a son, Boston.

Administrative assistant Theresa **Walenta** has been employed by The University of Iowa for 36 years. A member of the Iowa athletic department staff since 1988, Theresa has been a member of the Athletic Communications staff for 18 years. She is a lifelong resident of the Iowa City/Coralville area.



**Steve  
Roe**



**James  
Allan**



**Chris  
Brewer**




**Jil  
Price**



**Darren  
Miller**



**Brian  
Ray**



**Patrick  
Sojka**



**Traci  
Wagner**



**Matthew  
Weitzel**



**Theresa  
Walenta**

The Athletic Communications Office is located in Suite S300 in Carver-Hawkeye Arena.  
 The office phone number is 319/335-9411 and the FAX number is 319/335-9417.