

2013-14 IOWA HAWKEYE BASKETBALL GAME NOTES



3 Final Fours
8 Big Ten Championships
2 Big Ten Tournament Titles

GAME 21 // #6/7 MICHIGAN ST (18-2, 7-1) at #15/12 IOWA (16-4, 5-2)
Tuesday, Jan. 28, 2014 • 6:05 p.m. (CT)
Mediacom Court at Carver-Hawkeye Arena (15,400) • Iowa City, Iowa
Radio: Hawkeye Radio Network; Sirius 91 and XM 91
Radio Talent: Gary Dolphin (pxp), Bob Hansen (analyst)
TV: ESPN (WATCHESPN)
Announcers: Mike Tirico, Jay Bilas and Allison Williams
Live Stats / Audio: hawkeyesports.com
Tickets: SOLD OUT

Iowa Athletic Communications
 5300 Carver-Hawkeye Arena, Iowa City, IA 52242
 Phone: 319-335-9411 • Fax: 319-335-9417
hawkeyesports.com • hawkeyebasketball.com
MBB CONTACT: MATTHEW WEITZEL
 office: 319-335-6590 • cell: 319-430-8176
 email: matthew-weitzel@hawkeyesports.com
 Twitter: @BigWeitz

2013-14 Schedule / Results
16-4 Overall, 5-2 Big Ten

Nov. 8	UNC Wilmington	W, 82-39
Nov. 10	Nebraska-Omaha	W, 83-75
Nov. 14	Maryland Eastern Shore	W, 109-63
Nov. 17	Abilene Christian	W, 103-41
Nov. 22	Penn	W, 86-55
Nov. 28	vs. Xavier #	W, 77-74 (OT)
Nov. 29	vs. UTEP #	W, 89-53
Nov. 30	vs. Villanova #	L, 83-88 (OT)
Dec. 3	Notre Dame %	W, 98-93
Dec. 7	vs. Drake *	W, 83-66
Dec. 9	Fairleigh Dickinson	W, 92-59
Dec. 13	at #16/17 Iowa State +	L, 82-85
Dec. 22	Arkansas-Pine Bluff	W, 86-61
Dec. 31	Nebraska	W, 67-57
Jan. 5	at #4/5 Wisconsin	L, 71-75
Jan. 9	Northwestern	W, 93-67
Jan. 12	at #3/3 Ohio State	W, 84-74
Jan. 19	Minnesota	W, 94-73
Jan. 22	at #21/25 Michigan	L, 67-75
Jan. 25	at Northwestern	W, 76-50
Jan. 28	#3/3 Michigan State	6:05 p.m.
Feb. 1	at Illinois	6:30 p.m.
Feb. 4	Ohio State	6 p.m.
Feb. 8	Michigan	1 p.m.
Feb. 15	at Penn State	Noon
Feb. 18	at Indiana	8 p.m.
Feb. 22	Wisconsin	11 a.m.
Feb. 25	at Minnesota	6 p.m.
Mar. 1/2	Purdue	7:15/3 p.m.
March 6	at Michigan State	8 p.m.
Mar. 8/9	Illinois	7:30/3:30 p.m.
March 14	at Big Ten Tournament	TBD
March 15	at Big Ten Tournament	TBD
March 16	at Big Ten Tournament	TBD
March 17	at Big Ten Tournament	TBD

all times listed are central
 # -- Battle 4 Atlantis - Nassau, Bahamas
 % -- Big Ten / ACC Challenge
 + -- Iowa Corn Cy-Hawk Series
 * -- Hy-Vee Big Four Classic - Des Moines, Iowa

Pronunciation Guide

Kirk Speraw	SPEAR-awe
Melsahn Basabe	Bah-SAAB-ee
Mike Gesell	GAH-zelle
Peter Jok	JOCK
Josh Oglesby	Oh-gulls-BEE
Gabriel Olaseni	Oh-lah-SHANE-ee
Okey Okah	Oh-Kay Ooh-kuh
Jarrod Uthoff	YOU-toff



IOWA HAWKEYES

2013-14 Record: 16-4
Big Ten Record: 5-2
Head Coach: Fran McCaffery
Career Record: 321-231 (18th year)
Iowa Record: 70-54 (4th year)

STATISTICAL LEADERS
Points: Roy Devyn Marble (16.1)
Rebounds: Melsahn Basabe (6.7)
Assists: Mike Gesell (3.8)
Steals: Roy Devyn Marble (2.0)
Blocks: Gabriel Olaseni (1.3)

GAME INFORMATION

Date: Tuesday, Jan. 28, 2014
Tip-off: 6:05 p.m. (CT)
Location: Iowa City, Iowa
Arena: Carver-Hawkeye Arena (15,400)
TV: ESPN (WATCHESPN)
Radio: Sirius 91 & XM 91;
Hawkeye Radio Network
 WMT-AM 600 (Cedar Rapids)
 WHO-AM 1040 (Des Moines)
 KXIC-AM 800 (Iowa City)

SERIES
 Series: MSU leads, 68-53
 at Iowa City: Iowa leads, 34-22
 Last Meeting: Mar. 15, 2013 (MSU, 59-56)
 McCaffery vs. Michigan State: 1-6
 Izzo vs. Iowa: 26-9

MULTIMEDIA
 Audio / Live Stats: hawkeyesports.com
 Twitter Updates: @IowaHoops



MICHIGAN STATE SPARTANS

2013-14 Record: 18-2
Big Ten Record: 7-1
Head Coach: Tom Izzo
Career Record: 457-180 (19th year)
MSU Record: 457-180 (19th year)

STATISTICAL LEADERS
Points: Gary Harris (18.9)
Rebounds: Branden Dawson (8.7)
Assists: Keith Appling (4.9)
Steals: Garry Harris (2.2)
Blocks: Matt Costello (1.6)

Game #21 Storylines

- Tuesday pits Iowa -- undefeated at home (11-0) -- against Michigan State -- undefeated away from East Lansing (9-0) at a sold out Carver-Hawkeye Arena; Iowa's sixth sellout of the season.
- The Big Ten's top two offensive teams square off on Tuesday -- Iowa leads the Big Ten averaging 85.2 points per contest while Michigan State is second, averaging 79.7 points per game.
- Iowa is the only Big Ten team undefeated at home this season. The Hawkeyes have won 20 consecutive home games, tying Kentucky for the fifth-longest active streak in the country. The last team to beat Iowa in Carver-Hawkeye Arena is Michigan State (Jan. 10, 2013).
- The Hawkeyes are 5-2 to start Big Ten play -- its best start in conference play since 2005-06, which is the last Hawkeye team to make the NCAA Tournament.
- Iowa, Michigan and North Carolina are the only teams with a road win against an AP top-three team this season.
- Iowa recorded its 10th win of the season by 20-plus points Saturday at Northwestern, the most of any Big Ten team this season.
- Iowa improved to 4-0 after a loss with its 76-50 win at Northwestern on Saturday.
- Roy Devyn Marble is only the second Hawkeye to amass 1,450+ points, 325+ assists and 425+ rebounds (Jeff Horner).

Iowa Projected Starting Lineup (Based on last game's starters)

 G • 10 • Mike Gesell 6-1 • 190 • So. • South Sioux City, NE <table border="1"> <tr><th>PTS</th><th>AST</th><th>FG%</th><th>FT%</th></tr> <tr><td>7.1</td><td>3.8</td><td>.408</td><td>.649</td></tr> </table>	PTS	AST	FG%	FT%	7.1	3.8	.408	.649	 F • 30 • Aaron White 6-9 • 220 • Jr. • Strongsville, OH <table border="1"> <tr><th>PTS</th><th>REB</th><th>FG%</th><th>FT%</th></tr> <tr><td>13.7</td><td>6.5</td><td>.633</td><td>.840</td></tr> </table>	PTS	REB	FG%	FT%	13.7	6.5	.633	.840
PTS	AST	FG%	FT%														
7.1	3.8	.408	.649														
PTS	REB	FG%	FT%														
13.7	6.5	.633	.840														
 G • 4 • Roy Devyn Marble 6-6 • 200 • Sr. • Southfield, MI <table border="1"> <tr><th>PTS</th><th>REB</th><th>FG%</th><th>FT%</th></tr> <tr><td>16.1</td><td>3.6</td><td>.416</td><td>.677</td></tr> </table>	PTS	REB	FG%	FT%	16.1	3.6	.416	.677	 F • 1 • Melsahn Basabe 6-7 • 220 • Sr. • Glen Cove, NY <table border="1"> <tr><th>PTS</th><th>REB</th><th>FG%</th><th>FT%</th></tr> <tr><td>8.2</td><td>6.7</td><td>.585</td><td>.661</td></tr> </table>	PTS	REB	FG%	FT%	8.2	6.7	.585	.661
PTS	REB	FG%	FT%														
16.1	3.6	.416	.677														
PTS	REB	FG%	FT%														
8.2	6.7	.585	.661														
		 C • 34 • Adam Woodbury 7-1 • 240 • So. • Sioux City, IA <table border="1"> <tr><th>PTS</th><th>REB</th><th>FG%</th><th>FT%</th></tr> <tr><td>5.6</td><td>4.1</td><td>.506</td><td>.758</td></tr> </table>	PTS	REB	FG%	FT%	5.6	4.1	.506	.758							
PTS	REB	FG%	FT%														
5.6	4.1	.506	.758														

Inside The Numbers

	IOWA	MSU
Scoring Average	85.2	79.7
Scoring Defense	66.2	64.7
Scoring Margin	+19.1	+15.0
FG%	.478	.477
FG% Defense	.376	.382
FT%	.725	.700
3-PT FG%	.377	.386
3-PT FG% Defense	.280	.325
Rebound Margin	+10.0	+5.2
Assists Per Game	16.9	17.8
Turnovers Per Game	12.1	11.2
Steals Per Game	7.1	8.0
Blocks Per Game	5.1	5.3

Miscellaneous Statistics

Double-Figure Scoring Games...					
Player	10-11	11-12	12-13	13-14	Career
Roy Devyn Marble	5	23	28	16	72
Aaron White	---	18	26	13	57
Melsahn Basabe	17	14	9	7	47
Zach McCabe	4	10	6	8	28
Mike Gesell	---	---	14	7	21
Josh Oglesby	---	6	6	2	14
Jarrold Uthoff	---	---	---	10	10
Adam Woodbury	---	---	6	2	8
Gabriel Olaseni	---	---	1	6	7
Peter Jok	---	---	---	6	6
Anthony Clemmons	---	---	4	1	5

20-Point Scoring Games...					
Player	10-11	11-12	12-13	13-14	Career
Roy Devyn Marble	---	2	11	5	18
Aaron White	---	2	4	4	10
Melsahn Basabe	5	---	---	---	5
Zach McCabe	---	3	---	---	3
Josh Oglesby	---	2	---	---	2
Mike Gesell	---	---	1	---	1

Double-Figure Rebounding Games...					
Player	10-11	11-12	12-13	13-14	Career
Melsahn Basabe	8	3	5	3	19
Aaron White	---	4	4	3	11
Gabriel Olaseni	---	---	1	3	4
Jarrold Uthoff	---	---	---	2	2
Zach McCabe	---	1	---	---	1
Adam Woodbury	---	---	---	1	1

Double-Doubles...					
Player	10-11	11-12	12-13	13-14	Career
Melsahn Basabe	6	3	3	3	15
Aaron White	---	4	4	3	11
Gabriel Olaseni	---	---	---	3	3
Jarrold Uthoff	---	---	---	2	2

4+ Three-Pointer Games...					
Player	10-11	11-12	12-13	13-14	Career
Josh Oglesby	---	3	2	2	7
Roy Devyn Marble	---	1	2	2	5
Zach McCabe	1	---	1	1	3
Mike Gesell	---	---	1	---	1

5+ Assists Games...					
Player	10-11	11-12	12-13	13-14	Career
Roy Devyn Marble	---	11	7	6	24
Mike Gesell	---	---	5	8	13
Anthony Clemmons	---	---	9	2	11
Aaron White	---	---	---	2	2

3+ Steals Games...					
Player	10-11	11-12	12-13	13-14	Career
Roy Devyn Marble	---	7	5	7	19
Aaron White	---	2	4	1	7
Mike Gesell	---	---	4	1	5
Anthony Clemmons	---	---	4	---	4
Zach McCabe	1	2	---	1	4
Melsahn Basabe	---	---	---	1	1

3+ Blocks Games...					
Player	10-11	11-12	12-13	13-14	Career
Melsahn Basabe	4	3	6	1	14
Gabriel Olaseni	---	1	4	5	10
Adam Woodbury	---	---	3	---	3
Aaron White	---	2	1	---	3
Jarrold Uthoff	---	---	---	3	3

2013-14 Margin of Victory/Defeat

Points	1	2	3	4	5	6	7	8	9	10+	15+	20+
Wins	0	0	1	0	1	0	0	1	0	2	1	10
Losses	0	0	1	1	1	0	0	1	0	0	0	0

THE SETTING

No. 15/12 Iowa (16-4, 5-2) will entertain No. 6/7 Michigan State (18-2, 7-1) on Tuesday. Tipoff is slated for 6:05 p.m. (CT) on Mediacom Court at Carver-Hawkeye Arena (15,400). The game is sold out. Fans are encouraged to arrive early and allow extra time to park.

Iowa, who has won 20 straight home games dating back to last January, will be looking to tie the Carver-Hawkeye Arena record of consecutive wins (21). The current record was established with the last win during the 2004-05 campaign, winning all 17 games in 2005-06, and earning victories in their first three games of the 2006-07 season.

Tuesday is Iowa basketball's inaugural "Black & Gold Spirit" game; alternating sections of black and gold in Carver-Hawkeye Arena.

ON THE AIR

Radio: Iowa games are broadcast on the Hawkeye Radio Network. Gary Dolphin handles the play-by-play, along with color commentator Bob Hansen. The network includes more than 40 stations that blanket the state of Iowa and include portions of Illinois, Nebraska, Minnesota, Missouri and Wisconsin. The Hawkeye Radio Network coverage includes a 60-minute pregame show.

TV: Tuesday night's game will be televised nationally on ESPN (WATCHESPN). Mike Tirico, Jay Bilas and Allison Williams will call the action.

HAWKEYES CRUISE PAST NORTHWESTERN

- Six different Hawkeyes scored eight points or more in a 76-50 road win at Northwestern on Saturday in Evanston, Ill. It marked the second straight season Iowa held the Wildcats to 50 points in Welsh-Ryan Arena.
- The 26-point victory is Iowa's largest in a Big Ten road game since winning at Northwestern by 27 (103-76) on March 5, 1987.
- The Hawkeyes, who also beat the Wildcats by 26 points (93-67) in Iowa City on Jan. 9, beat a team by 25-plus points twice in the same season for the first time since 1986-87 (also Northwestern).
- Iowa was led by senior guard Roy Devyn Marble, junior center Gabriel Olaseni and sophomore guard Mike Gesell. Marble netted all of his 14 points in the second half, while Olaseni posted his third double-double of the season (14 points and 10 rebounds) in only 17 minutes. The 14 points equaled a career high. Gesell tied a season-high with 11 points to go along with six assists and two steals.
- The Hawkeye bench was productive again, scoring 32 points and grabbing 17 rebounds.
- The Hawkeyes shot 52 percent from the field (28-of-54), while holding the Wildcats to 20 percent shooting from 3-point range (4-of-20).

2013-14 Iowa Hawkeye Roster

No.	Name	Pos.	Ht.	Wt.	Yr.	Hometown (High School/College)
0	Gabriel Olaseni	C	6-10	225	Jr.	London, England (Sunrise Christian Academy - Kan.)
1	Melsahn Basabe	F	6-7	220	Sr.	Glen Cove, N.Y. (St. Mark's)
2	Josh Oglesby	G	6-5	208	Jr.	Cedar Rapids, Iowa (Washington)
3	Peter Jok	G	6-6	200	Fr.	West Des Moines, Iowa (Valley)
4	Roy Devyn Marble	G	6-6	200	Sr.	Southfield, Mich. (Lathrup)
5	Anthony Clemmons	G	6-1	195	So.	Lansing, Mich. (Sexton)
10	Mike Gesell	G	6-1	190	So.	South Sioux City, Neb. (South Sioux City)
13	Kyle Denning	G	6-2	160	Jr.	Cedar Falls, Iowa (Northern University HS)
15	Zach McCabe	F	6-7	235	Sr.	Sioux City, Iowa (Bishop Heelan)
20	Jarrold Uthoff	F	6-8	208	So.	Cedar Rapids, Iowa (Jefferson)
23	Okey Ukah	F	6-6	210	Jr.	Iowa City, Iowa (West/Kirkwood CC)
30	Aaron White	F	6-9	220	Jr.	Strongsville, Ohio (Strongsville)
34	Adam Woodbury	C	7-1	240	So.	Sioux City, Iowa (East)
35	Darius Stokes	F	6-7	203	Jr.	Cedar Rapids, Iowa (Linn-Mar)
42	Kyle Meyer	F	6-10	225	Fr.-RS	Alpharetta, Ga. (Northview)

Head Coach: Fran McCaffery

Assistant Coaches: Kirk Speraw, Sherman Dillard, Andrew Francis

Head Coach Fran McCaffery

Fran McCaffery is in his fourth season as the head basketball coach at the University of Iowa and his 18th year overall as a college head coach. McCaffery spent five seasons (2005-10) as the head coach at Siena, six years at UNC-Greensboro (1999-2005) and three seasons at Lehigh (1985-88) before joining the Hawkeyes.



McCaffery has three decades of Division I coaching experience. He completed his 31st season as a collegiate coach in 2013, which includes 17 years as a head coach and 14 as an assistant. McCaffery is looking to become the 10th college coach to lead four different teams to the NCAA Tournament.

McCaffery, 54, holds a career mark of 321-231 (.581) and guided his teams to eight postseason appearances (five NCAA, three NIT). He is 70-54 (.565) at Iowa.

Since taking over the Iowa program in 2010, the Hawkeyes have increased their win total by 15 games. McCaffery coached Iowa to 25 victories in 2013, equaling the second-most win total in program history. McCaffery has guided the Black and Gold to back-to-back NIT appearances, including a runner-up finish in 2013.

McCaffery and the Hawkeyes have made Carver-Hawkeye Arena one of the most feared arenas to play nationally. Fans have embraced McCaffery and his team's style of play with attendance increasing by 30 percent since 2010. The Hawkeyes won a school-record 18 home games a year ago, which includes 19 straight against unranked opponents dating back to 2012 -- the third-longest active streak in the Big Ten.

McCaffery's five years at Siena were the best in its 70-year history. He led the Saints on an incredible run that ended with three straight Metro Atlantic Athletic Conference championships and NCAA Tournament appearances. In so doing, Siena became the only program in the country to win its regular season and postseason title 2008-10.

McCaffery's Saints owned a 112-51 (.687) record in his five years with the program. He guided the Saints to four consecutive 20-win seasons.

The 2009 MAAC Coach of the Year and 2010 District I Coach of the Year is the third winningest coach, by percentage, in league history (68-22, .756). He is the only coach to guide a MAAC program to two NCAA Tournament wins. McCaffery led his 2008 and 2009 teams to first round NCAA Tournament victories over Vanderbilt and Ohio State, respectively.

In his final two seasons at Siena, he coached the Saints to back-to-back 27-win campaigns and boasted a combined 39-3 (.929) record against MAAC opponents, which included MAAC Tournament contests.

McCaffery began his coaching career as an assistant at Penn (1982-83) and Lehigh (1983-85). After three seasons as head coach at Lehigh, he spent 11 seasons as an assistant at Notre Dame (1988-99).

McCaffery played basketball at Wake Forest his freshman year (1977-78) and then concluded his collegiate playing career at Penn his final three seasons (1979-82).

He earned his B.S. degree in Economics from The Wharton School (Penn) in 1982. McCaffery also earned a Master of Education from Lehigh in 1985.

COACHING HONORS

NABC District I Coach of the Year, 2009-10

MAAC Coach of the Year, 2008-09

HEAD COACHING EXPERIENCE

Lehigh (1985-88):49-39 (.557); 8-6 (.571) League
UNC-Greensboro (1999-05).....90-87 (.508); 49-47 (.510) League
Siena (2005-10)112-51 (.687); 68-22 (.756) League
Iowa (2010-present):70-54 (.565); 26-35 (.426) League

McCaffery File

Born: May 23, 1959
Hometown: Philadelphia, Pa.
High School: LaSalle, 1977
College: B.S. in Economics, The Wharton School (Penn), 1982
Master of Education, Lehigh, 1985
Family: Wife, Margaret
Sons, Connor, Patrick and Jonathan Francis
Daughter, Marit Katherine
Brother, Jack (sportswriter in Philadelphia area)

Coaching Honors

MAAC Coach of the Year, 2009

NABC District I Coach of the Year, 2009-10

Coaching History (30 years)

1982-83 Assistant Coach, Penn
1983-85 Assistant Coach, Lehigh
1985-88 Head Coach, Lehigh
1988-99 Assistant Coach, Notre Dame
1999-05 Head Coach, UNC-Greensboro
2005-10 Head Coach, Siena
2010-present Head Coach, University of Iowa

Coaching Chart

Overall (17 seasons): 321-231 (.581)
At Iowa (four seasons): 70-54 (.565)
At Siena (five seasons): 112-51 (.688)
At UNCG (six seasons): 90-87 (.508)
At Lehigh (three seasons): 49-40 (.551)
NCAA Tournament (five appearances*): 2-5
NIT (three appearances): 5-3

**McCaffery is the first coach to bring three different programs from one-bid leagues to the NCAA Tournament (conferences that sent just one team the year his program advanced).*

McCaffery in Postseason Play

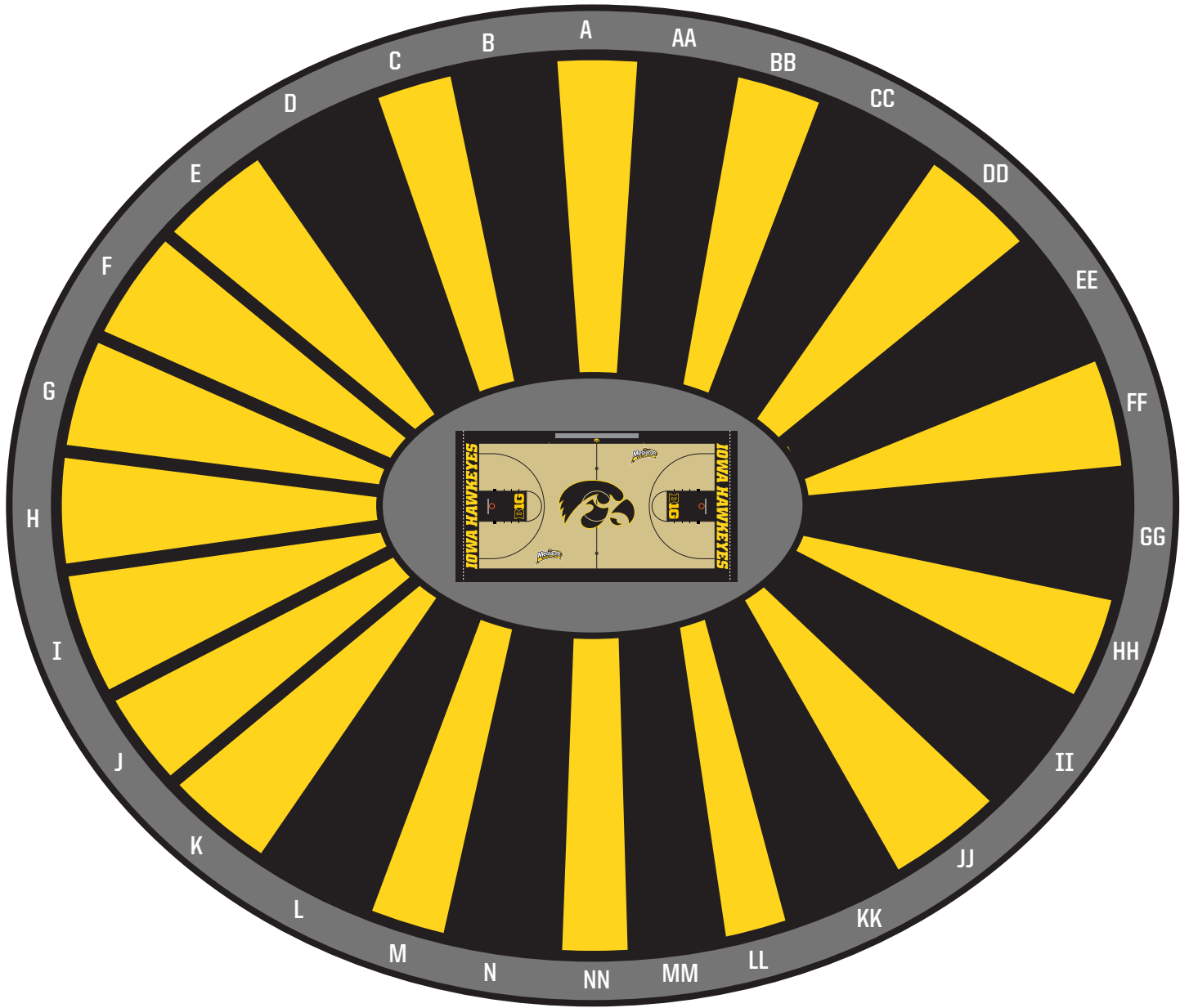
1988 NCAA Tournament - - Lehigh
1989 NCAA Tournament - - Notre Dame
1990 NCAA Tournament - - Notre Dame
1992 NIT - - Notre Dame
1997 NIT - - Notre Dame
2001 NCAA Tournament - - UNC-Greensboro
2002 NIT - - UNC-Greensboro
2008 NCAA Tournament - - Siena
2009 NCAA Tournament - - Siena
2010 NCAA Tournament - - Siena
2012 NIT - - Iowa
2013 NIT -- Iowa

Playing Experience

Wake Forest, 1977-78

Penn, 1979-82

Carver-Hawkeye Arena



2013-14 Big Ten Standings/Schedule

Team	Big Ten	Pct.	Overall	Pct.
Michigan	7-0	1.000	15-4	.789
Michigan St	7-1	.875	18-2	.900
IOWA	5-2	.714	16-4	.800
Wisconsin	4-3	.571	17-3	.850
Minnesota	4-4	.400	15-6	.714
Purdue	3-3	.500	13-6	.684
Ohio State	3-4	.429	16-4	.800
Northwestern	3-5	.375	10-11	.476
Indiana	3-4	.429	13-7	.650
Nebraska	2-5	.286	10-9	.526
Illinois	2-6	.250	13-8	.619
Penn State	1-6	.143	10-10	.500

Tuesday, Jan. 28

Michigan State at Iowa, 6:05 p.m. (ESPN)

Wednesday, Jan. 29

Penn State at Ohio State, 6 p.m. (BTN)

Northwestern at Wisconsin, 8 p.m. (BTN)

Thursday, Jan. 30

Indiana at Nebraska, 7:15 p.m. (BTN)

Purdue at Michigan, 8 p.m. (ESPN/2)

Saturday, Feb. 1

Ohio State at Wisconsin, 11 a.m. (ESPN)

Northwestern at Minnesota, 1 p.m. (BTN)

Georgetown vs. Michigan State, 2:30 p.m. (FS1)

Iowa at Illinois, 6:30 p.m. (BTN)

Sunday, Feb. 2

Purdue at Ohio State, 10:30 a.m. (BTN)

Michigan at Indiana, 12 p.m. (CBS)

National Rankings

Coaches Poll

Jan. 27

1. Arizona.....	799
2. Syracuse.....	769
3. Wichita State.....	724
4. Florida.....	694
5. San Diego St.....	653
6. Michigan St.....	621
7. Louisville.....	522
7. Kansas.....	552
9. Villanova.....	509
10. Oklahoma St.....	497
11. Kentucky.....	433
12. IOWA.....	386
13. Wisconsin.....	368
14. Michigan.....	346
15. Cincinnati.....	323
16. Duke.....	298
17. Pittsburgh.....	279
18. Iowa State.....	268
19. UMass.....	265
20. Creighton.....	229
21. Saint Louis.....	218
22. Memphis.....	155
23. Ohio State.....	118
24. Gonzaga.....	114
25. Oklahoma.....	85

Associated Press Poll

Jan. 27

1. Arizona.....	1,623
2. Syracuse.....	1,561
3. Florida.....	1,436
4. Wichita State.....	1,435
5. San Diego St.....	1,337
6. Kansas.....	1,272
7. Michigan St.....	1,251
8. Oklahoma St.....	1,067
9. Villanova.....	1,063
10. Michigan.....	1,050
11. Kentucky.....	896
12. Louisville.....	891
13. Cincinnati.....	793
14. Wisconsin.....	763
15. IOWA.....	722
16. Iowa State.....	684
17. Duke.....	549
18. Pittsburgh.....	517
19. Saint Louis.....	464
20. Creighton.....	445
21. UMass.....	353
22. Memphis.....	262
23. Oklahoma.....	203
24. Ohio State.....	143
25. Texas.....	142

2013-14 Captains

Iowa captains are seniors Zach McCabe and Roy Devyn Marble.

RAISING THE BAR

Roy Devyn Marble and Aaron White have each increased their scoring output each season in an Iowa uniform. Marble averaged 5.7 points as a freshman, 11.5 his sophomore campaign, 15.0 points as a junior, and 16.1 points this season as a senior. White averaged 11.1 points as a rookie, 12.8 points as a sophomore, and 13.7 points this year as a junior.

ALL-TIME SERIES

Michigan State holds a 68-53 advantage over Iowa in the series that began with a 52-37 Michigan State win in 1938. Iowa and Michigan State played twice last year, with the Spartans winning both by three-point margins; the Spartans won 62-59 in Iowa City and 59-56 in the quarterfinals of the Big Ten Tournament.

Michigan State has won 11 of the last 12 meetings, including the last six. The Hawkeyes' lone victory during that span was a 72-52 win on Feb. 2, 2011, in Iowa City.

Iowa holds a 34-22 advantage in games played in Iowa City. The Hawkeyes' last loss at home came to Michigan State on Jan. 10, 2013. Iowa has won six of the last 10 in Iowa City. Overall, Iowa has a 14-13 advantage in Carver-Hawkeye Arena. Michigan State, in 1983, won the first basketball game ever played in Carver-Hawkeye Arena. Michigan State's 13 wins are the most by any Iowa opponent in the facility.

LAST SEASON VERSUS MICHIGAN STATE

Michigan State edged Iowa 62-59 on Jan. 10, 2013, in Iowa City. Iowa led 56-53 with 1:34 left, but the Spartans rallied to score five consecutive points to take a 58-56 advantage with 48 seconds remaining before hanging on for the road win. The Hawkeyes played the game without the services of its leading scorer, Roy Devyn Marble, who sustained a sprained ankle in practice earlier in the week. Zach McCabe scored a season-high 15 points to lead Iowa.

Ten Hawkeyes scored, but none reached double figures, in a 59-56 loss to the nationally-ranked Spartans on March 15, 2013, in the quarterfinals of the Big Ten Tournament. Iowa led 47-35 with 10 minutes remaining in the game before the Spartans closed the contest on a 24-9 run. Mike Gesell led the Hawkeyes with nine points and two steals.

SCOUTING MICHIGAN STATE

- Michigan State is 3-0 in games decided by four points or less this season, and 4-1 in contests decided by five points or fewer. The Spartans are 2-0 in overtime, beating Ohio State and Minnesota (both at home).

- Michigan State dropped its first Big Ten Saturday night at home to nationally-ranked Michigan (80-75). The Wolverines made four more 3-pointers (11-7) and nine more free throws (25-16). Guard Gary Harris led all scorers with 27 points. Forward Matt Costello nearly had a double-double (nine points and nine rebounds) for the Spartans. Redshirt freshman Kenny Kaminsky started his first career game on Saturday night.

- Michigan State will be without the services of its leading rebounder, Branden Dawson, who pulls down 8.7 rebounds per game. The junior power forward broke his right hand last week. Dawson has registered a team-best five double-doubles this season. Senior center Adreian Payne (16.2 ppg and 7.7 rpg) has missed the last five games due to a sprained foot. His status for Tuesday's game has yet to be determined.

- Michigan State ranks fourth in the country in assists (17.8); 10th in assist-to-turnover ratio (1.6); 13th in scoring margin (+15.0); and 14th in field goal percentage defense (.382).

- The Spartans rank first in the Big Ten (overall games) in assists (17.8); second in blocked shots (5.3), steals (8.0), scoring (79.7), 3-point accuracy (.386) and field goal percentage defense (.382); and third in field goal percentage (.478), 3-pointers made (7.7) and rebounding margin (+5.1).

- Garry Harris leads the Big Ten in scoring -- in overall games (18.8) and is second in steals (2.2). Harris averages 19.9 points in eight Big Ten contests. Keith Appling ranks second in the league in assists (4.9) and third in assist-to-turnover ratio (2.5). Denzel Valentine is fourth in the Big Ten in assist-to-turnover ratio (2.4), while Travis Trice is fourth in 3-point accuracy (.429).

Iowa Athletic Communications

5300 Carver-Hawkeye Arena, Iowa City, IA 52242
Phone: 319-335-9411 • Fax: 319-335-9417
hawkeyesports.com • hawkeyebasketball.com

MBB CONTACT: MATTHEW WEITZEL

office: 319-335-6590 • cell: 319-430-8176
email: matthew-weitzel@hawkeyesports.com
Twitter: @BigWeitz

Practice Coverage

All Iowa men's basketball practices are closed to the media and public.

Coach and Player Interviews

Media interested in setting up interviews with players and/or coaches need to coordinate their requests through Matthew Weitzel in the Iowa Athletic Communications Office.

Social Media

In addition to obtaining the most up-to-date information on Iowa's official website: hawkeyesports.com, fans and media can also get additional information, notes, photos, promotions, videos and more via Iowa basketball's social media sites. Follow Hawkeye hoops on Twitter (@IowaHoops) and on Facebook ([facebook.com/hawkeyebasketball](https://www.facebook.com/hawkeyebasketball)).

News Conferences

Following is a list of dates for basketball news conferences with Fran McCaffery. The news conferences take place in the Media Room on the ground floor of Carver-Hawkeye Arena. Selected players will be available after McCaffery meets with the media.

Following are the news conference dates:

Jan.	27th			
Feb.	3rd	13th	21st	28th
March	7th	TBD		

Big Ten Tele-Conferences

Media have an opportunity to ask questions to each Big Ten coach every Monday morning. For a detailed schedule and phone number, email Brett McWerthy at the Big Ten office:

bmcwethv@bigten.org

Coach McCaffery speaks for 10 minutes starting at 9:10 a.m. (CT).

Postgame Interviews

Postgame press conferences include both head coaches in the Media Room. Requested Iowa players will also be available in the Media Room while visiting players outside their locker room.

Iowa Career Scoring

9.	1,561	Dean Oliver	1998-2001
10.	1,525	Andre Woolridge	1995-97
11.	1,522	Don Nelson	1960-62
12.	1,516	Greg Brunner	2003-06
13.	1,502	Jeff Horner	2003-06
14.	1,455	Roy Devyn Marble	2010-p

26.	1,151	Aaron White	2011-p
39.	1,051	Melsahn Basabe	2010-p

CLEMMONS, VALENTINE REUNITE

Iowa sophomore Anthony Clemmons and Michigan State sophomore Denzel Valentine were classmates at Sexton High School in Lansing, Mich. The duo won three consecutive conference championships (2010-12) and back-to-back Class B state titles (2011-12). Valentine's father was Clemmons' high school coach.

BASABE JOINS TEAMMATES IN 1,000-POINT CLUB

Melsahn Basabe (1,051) joined teammates Roy Devyn Marble (1,455) and Aaron White (1,151) in Iowa's 1,000-point club against Northwestern on Jan. 9. Marble netted his 1,000th point in the 2013 regular season finale against Nebraska, while White passed 1,000 points against Notre Dame (Dec. 3) earlier this year.

Basabe, White, and Marble become Iowa's fifth trio of players on the same team to reach the 1,000-point threshold, and first trio since 2005.

2014 -- Roy Devyn Marble, Melsahn Basabe, Aaron White

2005 -- Jeff Horner, Greg Brunner, Pierre Pierce

1996 -- Jess Settles, Chris Kingsbury, Kenyon Murray

1989 -- Ed Horton, BJ Armstrong, Roy Marble

1988 -- Jeff Moe, BJ Armstrong, Roy Marble

MARBLES RISING AMONG FATHER-SON SCORING COMBOS

Iowa's Roy Marble (1986-89) and Roy Devyn Marble (2011-present) are rising among the leading father-son scoring duo in collegiate history. Currently, the Marble's (3,571) are third among father-son combos, playing at the same school, behind the Burtts of Iona (4,568). Overall, the Marble's are ninth.

Father/Son Combo	Total Points
1. Dell Curry of Virginia Tech (2,389) & Stephen Curry of Davidson (2,635)	5,024
2. ^ Iona's Steve Burttt (2,534) & Steve Burttt Jr. (2,034)	4,568
3. Dell Curry of Virginia Tech (2,389) & Seth Curry of Liberty/Duke (2,101)	4,490
4. Jimmy Walker of Providence (2,045) & Jalen Rose of Michigan (1,788)	3,833
5. ^ LSU's Pete Maravich (3,667) & Josh Maravich (4)	3,671
6. Pete Maravich of LSU (3,667) & Jaeson Maravich of Alabama (0)	3,667
7. Rick Barry of Miami (2,298) & Jon Barry of Pacific/Ga. Tech (1,355)	3,653
8. Rick Barry of Miami (2,298) & Brent Barry of Oregon State (1,304)	3,602
9. ^ Iowa's Roy Marble (2,116) & Roy Devyn Marble (1,455)	3,571

^ - Same school

LEADING THE TEAM

Following is the number of times a player led Iowa in scoring, rebounding, assists and steals. If two or more players tied for the team lead, all were credited for that game:

Player	Scoring	Rebounding	Assists	Blocks	Steals
Jarrod Uthoff	3	4	1	7	---
Zach McCabe	---	2	2	---	2
Gabriel Olaseni	2	4	---	8	---
Roy Devyn Marble	7	1	8	2	10
Aaron White	8	6	3	4	3
Melsahn Basabe	2	6	---	8	1
Anthony Clemmons	---	---	4	2	1
Mike Gesell	---	---	10	---	6
Peter Jok	---	---	2	---	---
Adam Woodbury	---	1	1	2	2

CENTER OF ATTENTION

Iowa is getting 11.9 points, 9.2 rebounds and 1.7 blocks per game from their center position of Adam Woodbury and Gabriel Olaseni.

Hawkeye Twitter Handles

Melsahn Basabe@_mellyjose	Josh Oglesby@joshoglesby22
Anthony Clemmons@sapp_5	Gabriel Olaseni@agolaseni
Kyle Denning@kdenning13	Darius Stokes@dstokes35
Mike Gesell@mikegesell10	Okey Ukah@ok_ukah
Peter Jok@jok_city	Jarrod Uthoff@mr_uthoff
Roy Devyn Marble@dmarble4	Aaron White@aaron_white30
Zach McCabe@zmcabe15	Adam Woodbury@adamwoodbury34
Kyle Meyer@kylemeyer42	

UTHOFF, OLASENI LEADING HAWKEYES OFF BENCH

Junior Gabriel Olaseni and sophomore Jarrod Uthoff are averaging a combined 15.5 points, 10.6 rebounds and 2.5 blocks per game coming off the bench for the Hawkeyes. Uthoff ranks third on the team in scoring (9.2) and rebounding (5.5), while Olaseni ranks first on the squad in rejections (1.3) and fourth in rebounding (5.2). Uthoff's 9.2 scoring average ranks fourth-best in the Big Ten for reserves behind Northwestern's Tre Demps, Deverell Biggs of Nebraska and Minnesota's Malik Smith.

Olaseni averages an offensive rebound every 5.84 minutes played. More than half of Olaseni's rebounds are offensive (52 of 103); the center ranks fourth in the league (overall games) in offensive rebounding (2.6). Olaseni, who had 14 points and 10 rebounds at Northwestern on Saturday, is the first Hawkeye with three double-doubles in a season, coming off the bench, since Glen Worley had three during the 2002-03 campaign. Olaseni's three double-doubles tie Melsahn Basabe and Aaron White for the team lead this season.

ATTACKING THE RIM

Last season, Iowa ranked 20th in the country in free throw attempts per game (23.6). The Hawkeyes have improved on that number so far this season, averaging 29.6 foul shots per game, ranking ninth nationally. Iowa ranks fourth in the country in free throw makes (21.5).

HOME COOKIN'

Iowa and its fans have once again made Carver-Hawkeye Arena a hostile and challenging place for opponents to visit. Iowa has won 20 consecutive home games, dating back to last season. The Hawkeyes' last home setback came against nationally-ranked Michigan State on Jan. 10, 2013. Furthermore, Iowa has won 29 of its last 31 home games since the start of last season.

The Hawkeyes have won their first 11 home games this season after winning their final nine home contests a year ago. Overall, Iowa won a school-record 18 home victories (18-2) in 2012-13, the most since posting 17 home victories in 2006. Iowa's two losses came by less than four points to nationally-ranked teams (Michigan State and Indiana).

The Hawkeyes are one win from equaling the Carver-Hawkeye Arena record for consecutive wins of 21, which spanned three seasons. The current record was established with the last win during the 2004-05 campaign, winning all 17 games in 2005-06, and earning victories in their first three games of the 2006-07 season.

Iowa has won 29-straight home games against unranked opponents, dating back to the Dayton game on March 13, 2012 -- the third-longest active streak in the Big Ten. Iowa has also won 23 straight at home against nonconference foes, dating back to 2011.

HAWKEYES RANK HIGH IN STATISTICS

Iowa leads the Big Ten in scoring (85.2), scoring margin (+19.1), and field goal percentage defense (.376). The Hawkeyes also rank second in the conference in rebounding margin (+10.0), 3-point field goal percentage defense (.280), and assists (16.9).

Iowa ranks second in the country in scoring margin (+19.1); sixth in scoring (85.2) and rebounding margin (+10.0); eighth in field goal percentage defense (.376); 10th in 3-point field goal percentage defense (.280); 11th in assists (16.9); and 29th in assist-to-turnover ratio (1.4).

Individually, Mike Gesell ranks ninth in the country in assist-to-turnover ratio (3.3); Aaron White ranks 15th in field goal percentage (.633); and Roy Devyn Marble ranks 46th in steals (2.0).

IOWA FASTBREAKS

Iowa has started 5-2, or better, in Big Ten play for the 12th time. Each of the previous 11 teams made the NCAA Tournament. Iowa's 1969-70 team started 7-0, while its 1981-82 and 1986-87 squads started conference play 6-1.

- Junior forward Aaron White ranks first in the Big Ten in field goal percentage (.633) and fifth in free throw percentage (.840).
- The last time Iowa was ranked 10th or higher this late into season was Feb. 1, 1993 (ninth).

- Iowa has three of the Big Ten's top six field goal percentage leaders: Aaron White (first - .633); Melsahn Basabe (fourth - .585); Jarrod Uthoff (sixth - .550)

- Iowa's win over No. 3 Ohio State on Jan. 12, marked Iowa's first over a top-five team since an 83-65 victory at second-ranked Missouri on Dec. 15, 2001, in Columbia, Mo.

- Iowa started 16-4 for the first time since the 2000-01 campaign and 5-2 in Big Ten play for the first time since the 2005-06 season.

- Iowa is the only Big Ten team to be undefeated at home (11-0).

- Iowa has made (430) more free throws than its opponents have attempted (398).

- Iowa has attempted 204 free throws in seven Big Ten games, the most in the league. Michigan State ranks second with 171 in eight games.

- All four of Iowa's losses have come by eight points or fewer to teams ranked in the top 25 this week.

- Iowa has assists on 58 percent of its field goals this season (338/579), a percentage that ranks 38th in the country.

- Iowa (4) and Michigan State (5) are the only Big Ten team to have at least four different players post a double-double.

- Iowa has had four or more players score in double figures in 12-of-20 games this season, including five players reach double figures in two of its last three contests (Ohio State and Minnesota).

- The Hawkeyes have out-rebounded 17 of their 20 opponents.

- Adam Woodbury had six rebounds in Iowa's last game at Northwestern, the most for the sophomore since grabbing a career-high 11 at Iowa State on Dec. 13, 2013.

- Iowa is 30-4 when scoring 80 points or more, the last four seasons. The Hawkeyes are 39-1 when holding opponents to fewer than 61 points, the last four seasons -- with the one loss coming to Michigan State (59-56) at the Big Ten Tournament last season.

- Iowa's average starting lineup height is 6-foot-6. The Hawkeye lineup consists of two sophomores, one junior, and two seniors.

- Iowa has scored 82-plus points in all but five games this season (77 against Xavier; 71 at Wisconsin; 67 versus Nebraska; 67 at Michigan; 76 at Northwestern).

- Iowa has been credited with 20 or more assists six times this season. The Hawkeyes rank eighth nationally in assists (16.9).

- Jarrod Uthoff is averaging 9.2 points, 5.5 rebounds, and 1.2 blocks off the bench. The sophomore has reached double digits in 10 games. The native of Cedar Rapids, Iowa, ranks sixth in the Big Ten in field goal percentage (.550).

BENCH MOB

Iowa's reserves played a large role in Iowa's 16 victories. Overall, Iowa's bench is averaging 34.7 points, 21 rebounds and three blocks. In victories, Hawkeye reserves average 38.7 points and 22.7 rebounds, while in losses Iowa's bench averages 18.8 points and 14.3 rebounds.

Individually, Roy Devyn Marble averages 14.9 points in Iowa's 16 victories, and 20.8 points in its three defeats.

Iowa in Big Ten Statistics

Category	All Games		NCAA	
	Stat	Rank	Stat	Rank
Scoring Offense	85.2	1st	85.2	6th
Scoring Margin	+19.1	1st	+19.1	2nd
FG% Defense	.376	1st	.376	8th
Assists	16.9	2nd	16.9	11th
3-PT FG Defense	.280	2nd	.280	10th
Rebounding Margin	+10.0	2nd	+10.0	6th
Field Goal %	.478	2nd	.478	37th
Blocked Shots	5.1	4th	---	---
Assist/TO Ratio	1.4	4th	1.4	29th
3-Pt. Field Goal %	.377	4th	---	---
Steals	7.1	5th	---	---
Turnover Margin	+1.8	5th	---	---
Free Throw %	.725	6th	---	---
Scoring Defense	66.2	7th	---	---
3-Pt. FG Per Game	5.9	11th	---	---

Category	Player	All Games		NCAA	
		Stat	Rank	Stat	Rank
FG%	Aaron White	.633	1st	.659	9th
	Melsahn Basabe	.585	4th	---	---
	Jarrold Uthoff	.550	6th	---	---
Blk. Shots	Gabriel Olaseni	1.3	9th	---	---
	Jarrold Uthoff	1.2	12th	---	---
Rebounding	Melsahn Basabe	6.7	8th	---	---
	Aaron White	6.5	10th	---	---
Scoring	Roy Devyn Marble	16.1	9th	---	---
	Aaron White	13.7	15th	---	---
Assists	Mike Gesell	3.8	9th	---	---
	Roy Devyn Marble	3.2	14th	---	---
Steals	Roy Devyn Marble	2.0	4th	2.0	46th
	Mike Gesell	1.3	8th	---	---
Ast/TO Ratio	Mike Gesell	3.3	1st	3.3	9th
	Roy Devyn Marble	1.8	8th	---	---
FT%	Aaron White	.840	5th	.840	98th
	Jarrold Uthoff	.817	7th	---	---

SHARPSHOOTER

Junior Josh Oglesby, who missed the first 12 games of the season due to an injured foot, made his first four 3-point attempts of the game against Arkansas-Pine Bluff (Dec. 22) and Minnesota (Jan. 19). The junior finished with 13 and 17 points, respectively. Oglesby netted eight points in Iowa's last game at Northwestern.

COACHING EXPERIENCE

Fran McCaffery has one of the most experienced coaching staffs in the country. The Iowa men's basketball staff has 65 years of combined collegiate head coaching experience and more than 130 years of collegiate coaching under their belts. Listed below are the number of years of head coaching experience on the Iowa staff.

Coach	Years
Fran McCaffery	17 years
Kirk Speraw's	20 years
Sherman Dillard	10 years
Andrew Francis	2 years
Billy Taylor	11 years
Al Seibert	5 years

IOWA'S STATISTICAL COMPARISONS

	All Games	Big Ten	Home Games	Away Games	Iowa Wins	Iowa Losses
Record	16-4	5-2	11-0	5-4	16-0	0-4
Points	85.2	78.9	90.3	79.1	87.6	75.8
Opp. Pts	66.2	67.3	62.1	71.1	62.5	80.8
FG%	.478	.479	.502	.449	.489	.435
FG Def.	.376	.397	.351	.411	.362	.438
3-PT%	.377	.382	.417	.333	.386	.344
3-pt. Def.	.280	.297	.237	.327	.255	.365
FT%	.725	.706	.727	.723	.733	.682
REB	44.0	40.3	45.2	42.4	44.9	40.0
AST	16.9	14.1	17.8	15.8	17.3	15.3
TO	12.1	12.7	12.9	11.0	11.8	13.0
STL	7.1	6.7	8.2	5.8	7.2	6.8
BLK	5.1	4.1	5.6	4.3	5.4	3.5

BLOCK PARTY

Junior Gabriel Olaseni has blocked at least three shots five times this season. His 26 blocks rank ninth in the Big Ten (1.3 average). The center rejected five shots in the season opener against UNC Wilmington. Sophomore Jarrod Uthoff has blocked 24 shots (1.2 average), a total that ranks 12th in the league.

As a team, Iowa ranks fourth in the Big Ten in rejections (5.1).

BASABE MOVIN' ON UP

Senior Melsahn Basabe, who has posted three double-doubles this season, is averaging 8.2 points and a team-best 6.7 rebounds. Basabe pulls down 7.6 rebounds per game in Big Ten play, an average that ranks fourth in the Big Ten. Basabe's 703 career rebounds are the most among active Big Ten players.

Since the start of the year, Basabe moved past Ryan Bowen for fourth place on Iowa's career blocks list and currently has 140 rejections.

Basabe led the team in blocked shots in each of his first three seasons with the Hawkeyes. The senior will be looking to become the third Hawkeye since 1980 to lead the squad in rejections four straight seasons. Greg Stokes led the team in blocks 1982-86, while Acie Earl led the team from 1990-93.

IOWA VS. RANKED TEAMS

Tuesday will be the Hawkeyes' fifth game against a ranked opponent this season. Iowa is 1-3 this season against ranked opponents. The Hawkeyes won at No. 3/3 Ohio State, 84-74, on Jan. 12 in Columbus, Ohio. Iowa fell, 85-82, at No. 16/17 Iowa State on Dec. 13; at No. 4/4 Wisconsin, 75-71, on Jan. 5; and at No. 21/25 Michigan on Jan. 22. These are Iowa's most recent wins vs. nationally-ranked opponents:

At Home:	67-66 over 15th-ranked Wisconsin, 2/23/12
	78-66 over 18th-ranked Indiana, 2/19/12
	75-59 over 13th-ranked Michigan, 1/14/12
On the Road:	67-65 over sixth-ranked Purdue, 3/5/11
	43-36 over sixth-ranked Michigan State, 1/12/08
	84-74 over 3rd-ranked Ohio State, 1/12/14
Neutral Court:	72-65 over 11th-ranked Wisconsin, 12/31/11
	70-67 over 21st-ranked Indiana, 2/11/06
	67-60 over seventh-ranked Ohio State, 3/12/06 <i>In semifinals of Big Ten Tournament</i>

WHITE HOT

Junior Aaron White ranks second on the team in rebounding (6.5) and ranks second in scoring (13.7). White is one of only two Big Ten players to average 13.7 points and 6.5 rebounds or better (Northwestern's Drew Crawford).

White, who led the Hawkeyes in rebounding in each of his first two seasons, is looking to become the fifth player since 1960 to lead the Hawkeyes in rebounding three consecutive seasons. White would join Don Nelson (1960-62); Kevin Kunnert (1971-73); Bruce King (1975-77); and Greg Brunner (2004-06).

White became the 41st Hawkeye to surpass 1,000 career points with his 19th point scored with one second remaining at the free throw line versus Notre Dame (Dec. 3). He currently ranks 26th in Iowa scoring after surpassing Bob Hansen and Kevin Kunnert at Michigan (Jan. 22) last week.

White became the first Hawkeye since Luke Recker (Nov. 14, 2001) to post 18+ points, 10+ rebounds and 5+ assists in a game when he had 18 points, 10 rebounds and five assists against the Wildcats on Jan. 9 in Iowa City.

The native of Strongsville, Ohio, became the first Hawkeye in 10 years to amass 25 points and 17 rebounds in a game at Iowa State on Dec. 13. The last Hawkeye to accomplish the feat was Jared Reiner on March 1, 2003, at Indiana. The 17 rebounds are the most in a single-game since Greg Brunner cleared 23 against Minnesota on Jan. 18, 2006.

White ranks first in the league and 14th nationally in field goal percentage (.633).

MARBLE EARNS WEEKLY PRAISE

Senior Roy Devyn Marble poured in 61 points to tie the Battle 4 Atlantis tournament record, earning Big Ten Player of the Week accolades by *College Sports Madness*. Marble averaged 20.3 points, 4.7 rebounds and 4.2 assists in the three games.

Marble earned his first Player of the Week honors by the Big Ten and was also recognized as *Athlon Sports'* National Player of the Week on Jan. 13, after leading the Hawkeyes to a pair of victories at No. 3 Ohio State (84-74) and vs. Northwestern (93-67). Marble averaged 18.5 points, shooting 60 percent from the field

(12-of-20) and 3-point range (3-of-5). He averaged 4.5 assists, 3.5 steals and three rebounds in the two victories.

Marble, who has led the Hawkeyes in scoring four of the last seven games, enters Tuesday's game versus Michigan State 14th in Iowa career scoring with 1,455 points.

The native of Southfield, Mich., averages 17.4 points, 2.4 assists, four rebounds and 1.7 steals in conference play. Marble ranks 46th in the country in steals (2.0).

IOWA HISTORY

Iowa has played 2,628 games since beginning basketball in 1902. Iowa's overall record is 1,546-1,082 (.588). That includes a 985-345 (.741) record in home games, a 555-734 (.430) record in contests away from Iowa City, a 725-739 (.495) mark in Big Ten games and a 391-119 (.767) record in Carver-Hawkeye Arena.

IOWA TIP-INS

- Iowa finished its nonconference schedule 11-2 for the second straight season.
- Michigan's last three wins have come over top-10 ranked opponents (Wisconsin, Iowa and Michigan State). The Wolverines became first team since Iowa in 1987 to post three straight victories against top-10 teams.
- Iowa had three players (Basabe, Uthoff and Olaseni) post double-doubles in its victory over Fairleigh Dickinson. It marked the first time in 20 years three Hawkeyes recorded double-doubles, in the same game, in points and rebounds.
- Zach McCabe and Roy Devyn Marble were named to the Battle 4 Atlantis all-tournament team.
- Iowa scored 80-plus points in each of its first five games for the fourth time in school history (also 1986-87, 1994-95 & 1997-98).
- Iowa played overtime games two days apart (Xavier and Villanova) for the third time in program history. The Hawkeyes played five extra minutes against Maryland (Dec. 25, 1984) and Cornell (Dec. 27, 1984), and Michigan (Jan. 9, 1992) and Illinois (Jan. 11, 1992).
- Iowa's overtime win over Xavier marked its first overtime victory since March 7, 2009 (versus Penn State -- double overtime).

Last 3 Games Statistics

#	Player	gp-gs	min	avg	Total			3-Point		F-Throw		Rebounds				pf	dq	a	to	blk	stl	pts	avg
					fg-fga	fg%	3fg-fga	3fg%	ft-fa	ft%	off	def	tot	avg									
04	Marble, Roy Devyn	3-3	82	27.3	11-31	.355	6-15	.400	15-18	.833	4	7	11	3.7	8	0	5	10	0	2	43	14.3	
30	White, Aaron	3-3	80	26.7	12-23	.522	0-4	.000	16-20	.800	3	14	17	5.7	3	0	8	4	0	3	40	13.3	
01	Basabe, Melsahn	3-3	65	21.7	12-17	.706	0-0	.000	7-8	.875	6	11	17	5.7	5	0	1	4	2	1	31	10.3	
00	Olaseni, Gabriel	3-0	40	13.3	10-16	.625	0-0	.000	8-13	.615	10	9	19	6.3	6	0	0	2	0	0	28	9.3	
02	Oglesby, Josh	3-0	59	19.7	10-17	.588	7-11	.636	0-0	.000	1	4	5	1.7	3	0	3	1	0	0	27	9.0	
10	Gesell, Mike	3-3	83	27.7	11-23	.478	1-5	.200	3-5	.600	1	5	6	2.0	7	0	13	3	0	4	26	8.7	
15	McCabe, Zach	3-0	61	20.3	6-13	.462	2-5	.400	4-6	.667	0	6	6	2.0	5	0	7	2	0	5	18	6.0	
34	Woodbury, Adam	3-3	54	18.0	6-12	.500	0-0	.000	2-2	1.000	3	10	13	4.3	4	0	3	5	2	1	14	4.7	
20	Uthoff, Jarrod	3-0	43	14.3	3-9	.333	0-1	.000	2-4	.500	2	8	10	3.3	6	0	2	5	2	2	8	2.7	
03	Jok, Peter	2-0	7	3.5	1-3	.333	0-0	.000	0-0	.000	0	2	2	1.0	1	0	0	0	0	0	2	1.0	
42	Meyer, Kyle	1-0	1	1.0	0-1	.000	0-1	.000	0-0	.000	0	0	0	0.0	0	0	0	0	0	0	0	0.0	
13	Denning, Kyle	1-0	1	1.0	0-0	.000	0-0	.000	0-0	.000	0	0	0	0.0	0	0	0	0	0	0	0	0.0	
23	Ukah, Okey	1-0	1	1.0	0-0	.000	0-0	.000	0-0	.000	1	0	1	1.0	0	0	0	0	0	0	0	0.0	
35	Stokes, Darius	1-0	2	2.0	0-0	.000	0-0	.000	0-0	.000	0	1	1	1.0	0	0	0	0	0	0	0	0.0	
05	Clemmons, Anthony	3-0	21	7.0	0-1	.000	0-0	.000	0-2	.000	0	1	1	0.3	2	0	1	1	0	1	0	0.0	
Team											6	2	8				2						
Total.....		3	600		82-166	.494	16-42	.381	57-78	.731	37	80	117	39.0	50	0	43	39	6	19	237	79.0	
Opponents.....		3	600		73-171	.427	17-63	.270	35-49	.714	27	58	85	28.3	63	2	38	33	14	24	198	66.0	

- Iowa's win over UTEP was the team's seventh consecutive to start the season. The last time an Iowa team won seven straight to start a year was 2000-01; that team won its first nine.
- Iowa beat Minnesota, 94-73, on Jan. 19 in Iowa City. The 21-point loss is the Gophers' most lop-sided loss of the season. The 94 points are its most against Minnesota in a non-OT game since scoring 99 points versus the Gophers on Feb. 18, 1989.
- Iowa's 249 points and 19.0 assists average, in three games, are a Battle 4 Atlantis tournament records.
- Iowa's win at Ohio State on Jan. 12, marked only the third time in the last four seasons that Ohio State allowed 80-plus points and the first time since 2008 that a team registered 84-plus points against the Buckeyes.
- In Iowa's win at Ohio State on Jan. 12, it marked the first time since 1989 that Iowa had five double figure scorers in Columbus.
- The Hawkeyes erupted for 100-plus points for consecutive contests (Maryland-Eastern Shore and Abilene Christian) for the first time since the beginning of the 1997-98 campaign where Iowa topped the century mark three straight games (105 vs. Chicago State; 112 vs. North Texas; 101 vs. Long Island).
- Aaron White is the first Hawkeye since Jared Reiner (2002-03) to score at least 20 points and grab 15 or more rebounds in a game. White had 20 points and 15 rebounds in Iowa's win over Nebraska-Omaha.
- In Iowa's season opener, Jarrod Uthoff (14 points, seven rebounds, four blocks) became only the second Big Ten player since the 1996-97 season to register 14-plus points, seven-plus rebounds and four-plus blocks in his first career game (Ohio State's Greg Oden, 2006-07).
- The Hawkeyes blocked 12 shots versus UNC Wilmington, one shy of the school record of 13 set last year vs. Illinois. Junior Gabriel Olaseni rejected five shots, all in the first half.
- Iowa's five turnovers against Abilene Christian are its fewest in a game since five against Boise State on Dec. 22, 2011.
- Fran McCaffery has guided Iowa to win improvements in each of his first three seasons, going from 11 wins, to 18, to 25 last year. McCaffery's highest win total as a head coach is when he coached Siena to back-to-back 27-win seasons in 2009 and 2010.
- Darius Stokes earned a scholarship after being a walk-on the last three years. The Cedar Rapids, Iowa, native is a redshirt junior.
- Okey Ukah has been added to the roster as a walk-on. The Iowa City native is a junior.

HAWKEYES FINISH RUNNERS-UP AT BATTLE 4 ATLANTIS

Iowa won its first two games over Xavier (77-74 in overtime) and UTEP (89-53) before being edged by Villanova in the championship game (88-83 in overtime) at the Battle 4 Atlantis holiday tournament held at Paradise Island in the Bahamas.

The Hawkeyes rallied from a 15-point deficit in their first contest against Xavier to win, but surrendered a 15-point first-half advantage to Villanova in the championship. Both contests went to overtime. Iowa cruised to a 36-point victory over UTEP in the semifinals.

Seniors Roy Devyn Marble and Zach McCabe were honored on the all-tournament team. Marble led all scorers averaging 20.3 points, while also averaging 4.7 rebounds and 4.3 assists in the three games. His 61 points in the three contests tie the tournament record with Minnesota's Andre Hollins (2012), while his 24 points against Villanova are the most by a player in a Battle 4 Atlantis championship game. McCabe averaged 13 points, shooting 50 percent from the field (14-of-28) and 3-point territory (8-of-16).

WORLD TRAVELERS

Iowa traveled to France and the United Kingdom in August to compete in six exhibition games. The Hawkeyes posted a 5-1 record against professional teams, boasting a +22.0 scoring margin.

Aaron White led the team, averaging 13.6 points, followed by Peter Jok (13.3), Melsahn Basabe (12.6) and Roy Devyn Marble (11.2).

Prior to traveling with his teammates to Europe in August, White also competed for Team USA at the World University Games in Russia in July. The Hawkeye junior played in five countries in five months: Russia (July), England (August), France (August), United States (November), and Bahamas (November).

ATTENDANCE ON THE RISE

Iowa's attendance has increased each season since Fran McCaffery's arrival in Iowa City. The Hawkeyes averaged 11,635 in 16 games in 2011; 11,908 fans in 19 contests in 2012; and 13,625 in 20 games last season. Iowa's attendance boost from 2012 to 2013 ranked as the eighth-largest in the country. Iowa averages 14,744 fans this season.

Iowa's remaining six home games have reached sellout status. Iowa has sold out five previous contests this season (Penn, Notre Dame, Arkansas-Pine Bluff, Nebraska and Minnesota). The additional six sell outs will give the Hawkeyes 11 sellouts, their most since the 2001-02 season (16).

HAWKEYEBASKETBALL.COM

Check out the Iowa basketball team's website, HawkeyeBasketball.com, devoted to everything on-and-off-the-court surrounding the program.

HawkeyeBasketball.com, allows fans a chance to go behind the scenes with the Hawkeye basketball program on and off the court. The site is complete with exclusive videos, photo galleries and content featuring the basketball program.

HawkeyeBasketball.com will be updated throughout the year with exclusive videos, including and game highlights, along with news stories and other content.

MCCAFFERY IN COACHES CHARITY CHALLENGE

Infiniti, ESPN, NABC and the NCAA have teamed up again to produce a one-of-a-kind charity competition -- the Infiniti Coaches' Charity Challenge.

For 10 weeks, 48 coaches compete in a round robin bracket tournament for the chance to win \$100,000 for charity. Iowa's Fran McCaffery is one of 48 collegiate coaches taking part in this challenge.

Fan participation will determine the ultimate winner over an eight-week period by registering and voting on a custom micro-site on ESPN.com/Infiniti. The tournament is divided into four rounds. The coaches with the most votes will advance to the next round and earn more money for their charity.

Go to ESPN.com/Infiniti each day and vote for Fran McCaffery and his charity, Coaches vs. Cancer.

"HAWK TALK WITH FRAN MCCAFFERY"

University of Iowa basketball fans may join Iowa Coach Fran McCaffery and radio announcer Gary Dolphin for the "Hawk Talk with Fran McCaffery" radio call-in show. The next show will take place Wednesday (Jan. 29) at Carlos O'Kelly's Mexican Cafe in Iowa City from 7-8:30 p.m. Fans can call in and ask the coach a question by calling 1-877-464-2957.



2013-14	BIG TEN	AP	USA	RPI
16-4	5-2	15	12	21

2013-14	BIG TEN	AP	USA	RPI
18-2	7-1	6	7	9

*Michigan State at Iowa // GAME 21
Jan. 28, 2014 (Carver-Hawkeye Arena; Iowa City, Iowa)*

Iowa Player Broadcast Notes



0

Gabriel Olaseni • C

	MIN	PTS	REB	BLK	AST	FG%	FT%
SEASON	15.2	6.4	5.2	1.3	0.4	.472	.688
BIG TEN	13.4	6.0	4.9	0.3	0.1	.577	.571
CAREER	10.5	3.4	2.9	0.9	0.3	.492	.681

6-10 • 225 • Jr. • London, England

- tied for team season lead with 3 double-doubles
- controls an offensive rebound every 5.84 minutes played
- has more offensive rebounds (52) than defensive (51)
- tied career high with 14 pts to go along with 10 rbs at NW
- averaged 6.3 rebounds the last 3 outings off the bench




1

Melsahn Basabe • F

	MIN	PTS	REB	BLK	STL	FG%	FT%
SEASON	19.1	8.2	6.7	0.9	0.4	.585	.661
BIG TEN	21.1	9.3	7.6	1.1	0.3	.676	.731
CAREER	20.5	8.5	5.7	1.1	0.4	.535	.675

6-7 • 220 • Sr. • Glen Cove, N.Y.

- his 703 rebounds are most among Big Ten active players
- tied for team season lead with 3 double-doubles
- scored career point No. 1,000 vs. N'western (Jan. 9)
- 140 blocks in his four seasons ranks 4th all-time at Iowa
- ranks 4th in Big Ten rebounding (7.6), in league games only



2

Josh Oglesby • G

	MIN	PTS	REB	AST	STL	FG%	FT%
SEASON	16.9	6.6	1.5	1.0	0.1	.500	.500
BIG TEN	16.4	5.7	1.4	0.9	0.0	.455	.000
CAREER	17.4	5.5	1.5	1.1	0.2	.351	.742

6-5 • 208 • Jr. • Cedar Rapids, Iowa

- scored in double figures 14 career times -- twice this year
- broke bone in his right foot on Nov. 6
- sank first four 3-pt attempts vs. Pine Bluff and Minnesota
- had 8 points in victory at Northwestern on Saturday
- made season debut Dec. 22 vs. Arkansas-Pine Bluff (UAPB)



3

Peter Jok • G

	MIN	PTS	REB	AST	STL	FG%	FT%
SEASON	12.1	5.9	1.5	1.0	0.3	.378	.813
BIG TEN	4.5	1.3	0.8	0.0	0.0	.333	.750
CAREER	12.1	5.9	1.5	1.0	0.3	.378	.813

6-6 • 200 • Fr. • West Des Moines, Iowa

- tallied double figures six times
- ranks 9th in team scoring (5.9) & 5th in 3-pters made (12)
- played in all but 3 games (Wisconsin, Ohio St & Michigan)
- made at least one triple in nine contests
- scored a personal-best 15 points versus Abilene Christian



4

Roy Devyn Marble • G

	MIN	PTS	REB	AST	STL	FG%	FT%
SEASON	27.2	16.1	3.6	3.1	2.0	.416	.677
BIG TEN	29.4	17.4	4.0	2.4	1.7	.425	.729
CAREER	26.8	11.8	3.5	2.8	1.3	.413	.719

6-6 • 200 • Sr. • Iowa City, Iowa

- averages 17.4 ppg, 4.0 rpg, 2.4 asts 1.7 stls in 7 B1G games
- has made 12 of his last 13 FTA, including 7-7 @ N'western
- scored 30+ pts 3x in career - most of any active B1G player
- scored in double figures a team-best 16 times this year
- Battle 4 Atlantis All-Tournament team (averaged 20.3 ppg)




5

Anthony Clemmons • G

	MIN	PTS	REB	AST	STL	FG%	FT%
SEASON	14.8	3.3	1.5	2.2	0.5	.528	.618
BIG TEN	8.4	0.4	0.6	0.7	0.4	.000	.375
CAREER	16.1	4.0	1.6	2.6	0.5	.407	.686

6-1 • 195 • So. • Lansing, Mich.

- 45 assists to only 21 turnovers through 20 contests
- held scoreless the last four games
- shooting 53% (19-36) from the field in 20 games
- scored a season-high 11 pts & blocked 2 shots vs. Omaha
- equaled career high with 2 triples vs. Pine Bluff (Dec. 22)




10

Mike Gesell • G

	MIN	PTS	REB	AST	STL	FG%	FT%
SEASON	22.5	7.1	2.2	3.8	1.3	.408	.649
BIG TEN	26.0	8.9	2.4	4.6	1.7	.423	.636
CAREER	24.1	8.1	2.4	3.0	1.2	.405	.740

6-1 • 190 • So. • South Sioux City, Neb.

- averaged 9.2 pts, 4.4 asts and 2.6 rbs the last 5 games
- tallied double figures 7x this year, including 3 of the last 4
- only 1 turnover in each of the last 3 games (13 assists)
- ranks first in the team and 9th in B1G in assists (3.8)
- ranks 21st in the country in assist/turnover margin (3.3)




15

Zach McCabe • F

	MIN	PTS	REB	AST	STL	FG%	FT%
SEASON	16.9	7.0	3.1	1.2	0.5	.395	.722
BIG TEN	17.1	4.6	2.4	1.6	0.9	.324	.556
CAREER	18.5	6.5	3.8	1.1	0.7	.407	.758

6-7 • 235 • Sr. • Sioux City, Iowa

- ranks 6th in team scoring (7.0)
- dished out 2+ assists in each of the last 4 games
- tallied double figures in eight games this season
- scored 14 pts twice at Battle 4 Atlantis (Villanova & UTEP)
- Battle 4 Atlantis All-Tournament team (averaged 13.0 ppg)




20

Jarrod Uthoff • F

	MIN	PTS	REB	AST	BLK	FG%	FT%
SEASON	19.9	9.2	5.5	0.8	1.2	.550	.817
BIG TEN	18.0	6.0	3.1	0.6	0.9	.517	.714
CAREER	19.9	9.2	5.5	0.8	1.2	.550	.817

6-9 • 208 • So. • Cedar Rapids, Iowa

- 3rd in team rebounds (5.5) and scoring (9.2); 2nd in blks (1.2)
- ranks fourth in Big Ten in scoring (9.2) amongst reserves
- scored 10 points off bench in win at #3 Ohio State
- ranks 6th in the B1G in FG% (.550)
- 2 double-doubles this year (FDU and UMES)




30

Aaron White • F

	MIN	PTS	REB	BLK	AST	FG%	FT%
SEASON	25.8	13.7	6.5	0.5	2.2	.633	.840
BIG TEN	30.0	14.6	6.9	0.6	2.4	.561	.818
CAREER	26.4	12.4	6.0	0.6	1.3	.515	.752

6-9 • 220 • Jr. • Strongsville, Ohio

- averaged 15.4 points & 6.6 rebounds the last 5 games
- scored career point No. 1,000 against Notre Dame (Dec. 3)
- ranks 1st in B1G in FG% and 15th nationally (.633)
- ranks 2nd in team scoring (13.7) and rebounding (6.5)
- 11 career double-doubles, including 3 this season



34

Adam Woodbury • C

	MIN	PTS	REB	AST	BLK	FG%	FT%
SEASON	16.6	5.6	4.1	1.0	0.4	.506	.758
BIG TEN	16.4	5.3	3.7	0.6	0.6	.536	.875
CAREER	16.5	5.2	4.5	0.7	0.6	.494	.607

7-1 • 240 • So. • Sioux City, Iowa

- averaged 7 points and 5 rebounds the last two games
- had 6 points & 6 rebounds in win over N'western Saturday
- scored 10 pts twice this year (N'western & Pine Bluff)
- grabbed a career-high 11 rebounds at Iowa State (Dec. 13)
- shooting 24% better from the FT line compared to last year



IOWA HAWKEYE BASKETBALL

Updated Iowa Player Bio

Melsahn Basabe



1

Sr., 6-7, 220, Forward
Glen Cove, N.Y.
St. Mark's

- Became the 42nd player in Iowa history to record 1,000 career points when he surpassed the 1,000-point threshold vs. Northwestern (Jan. 9)
- His 703 rebounds are the most among active Big Ten players
- Made 12 of his last 17 field goal attempts (.706) the last three games
- His 140 career blocks ranks fourth all-time at Iowa
- Three double-doubles this season to share the team lead, and 15 in his career
- Ranks eighth in Big Ten rebounding (6.7) in all games and is fourth conference games only rebounding (7.6)
- Averaged 11.6 points and 7.4 rebounds the last five contests
- Posted double figures seven times this season, including three of the last five outings
- One of only four Hawkeyes to lead the team in blocks three-straight seasons
- Scored a season-high 12 points vs. Maryland Eastern Shore
- Netted 10 points in win over UTEP
- Collected a career-high three steals vs. Villanova
- Scored a team-high 15 points, while also snagging eight rebounds in win over Drake
- Posted first double-double of the season and 13th of his career in win over FDU (12 points and 11 rebounds)
- Grabbed a game-high nine boards at #4 Wisconsin
- Recorded his second double-double of the year in home win over Northwestern, scoring 16 points to along with 10 rebounds

2013-14 Game-by-Game

Opponent	Date	gs	min	Total		3-Pointers		Free throws		Rebounds				pf	a	t/o	blk	stl	pts	avg	
				fg-fga	pct	3fg-fga	pct	ft-fa	pct	off	def	tot	avg								
UNC WILMINGTON	11/08/13	*	13	4-6	.667	0-0	.000	0-0	.000	1	5	6	6.0	1	0	0	1	0	8	8.0	
NEBRASKA-OMAHA	11/10/13	*	19	2-5	.400	0-0	.000	3-4	.750	2	7	9	7.5	3	1	0	2	1	7	7.5	
MD. EASTERN SHORE	11/14/13	*	20	2-3	.667	0-0	.000	8-12	.667	2	5	7	7.3	0	0	0	0	0	12	9.0	
ABILENE CHRISTIAN	11/17/13	*	13	2-4	.500	0-0	.000	0-0	.000	1	3	4	6.5	0	0	1	0	0	4	7.8	
PENN	11/22/13	*	19	1-5	.200	0-0	.000	3-4	.750	3	3	6	6.4	1	0	0	0	1	5	7.2	
vs Xavier	11/28/13	*	18	2-5	.400	0-0	.000	0-2	.000	2	2	4	6.0	0	0	1	1	0	4	6.7	
vs UTEP	11/29/13	*	19	5-8	.625	0-0	.000	0-0	.000	0	7	7	6.1	0	0	0	1	0	10	7.1	
vs Villanova	11/30/13	*	25	1-6	.167	0-0	.000	0-0	.000	1	5	6	6.1	3	1	1	0	3	2	6.5	
NOTRE DAME	12/03/13	*	12	3-4	.750	0-0	.000	0-0	.000	0	1	1	5.6	1	0	1	1	0	6	6.4	
vs Drake	12/07/13	*	22	7-10	.700	0-0	.000	1-2	.500	2	6	8	5.8	2	0	1	1	0	15	7.3	
FAIRLEIGH DICKINSON	12/09/13	*	16	5-7	.714	0-0	.000	2-4	.500	4	7	11	6.3	3	0	3	2	0	12	7.7	
at Iowa State	12/13/13	*	17	2-4	.500	0-0	.000	0-0	.000	2	4	6	6.3	3	0	2	0	0	4	7.4	
ARKANSAS PINE BLUFF	12/22/13	*	20	3-5	.600	0-0	.000	3-5	.600	2	3	5	6.2	1	0	4	1	1	9	7.5	
NEBRASKA	12/31/13	*	23	2-5	.400	0-0	.000	1-2	.500	1	6	7	6.2	1	0	1	3	1	5	7.4	
at Wisconsin	01/05/14	*	18	0-2	.000	0-0	.000	2-2	1.000	2	7	9	6.4	3	0	2	2	0	2	7.0	
NORTHWESTERN	01/09/14	*	24	5-5	1.000	0-0	.000	6-10	.600	3	7	10	6.6	1	0	2	1	0	16	7.6	
at Ohio State	01/12/14	*	18	4-5	.800	0-0	.000	3-4	.750	2	8	10	6.8	4	1	1	0	0	11	7.8	
MINNESOTA	01/19/14	*	19	2-2	1.000	0-0	.000	2-2	1.000	2	5	7	6.8	4	0	2	0	0	6	7.7	
at Michigan	01/22/14	*	31	7-12	.583	0-0	.000	3-4	.750	3	3	6	6.8	1	0	0	1	1	17	8.2	
at Northwestern	01/25/14	*	15	3-3	1.000	0-0	.000	2-2	1.000	1	3	4	6.7	0	1	2	1	0	8	8.2	
Totals			20	381	62-106	.585	0-0	.000	39-59	.661	36	97	133	6.7	32	4	24	18	8	163	8.2

Games played: 20
 Minutes/game: 19.1
 Points/game: 8.2
 FG Pct: 58.5
 FT Pct: 66.1

Rebounds/game: 6.7
 Assists/game: 0.2
 Turnovers/game: 1.2
 Assist/turnover ratio: 0.2
 Steals/game: 0.4
 Blocks/game: 0.9

- Posted his second straight double-double (11 points and 10 rebounds) in road win at #3 Ohio State
- Grabbed a team-high seven rebounds in home win over Minnesota
- Netted a season-high 17 points, 15 in the first half, and grabbed six boards at #21 Michigan

Personal Bests

Points: 25 at Michigan, 1/30/11
Rebounds: 14 vs. Iowa State, 12/10/10
FGM: 9 at Michigan, 1/30/11
FGA: 14 vs. Iowa State, 12/10/10
FTM: 8, 3x, last vs. Penn State, 1/31/13
FTA: 11 vs. Ohio State, 1/4/11
Assists: 2, 4x, last vs. A&M-CC, 12/1/12
Steals: 3 vs. Villanova, 11/30/13
Blocks: 7 vs. Iowa State, 12/10/10
Minutes: 37 vs. Wisconsin, 2/9/11

CAREER STATISTICS

YEAR	G/GS	FG-A	PCT	3-PT	PCT	FT-A	PCT	RB	AVG	PF-FO	AS	TO	BK	ST	PTS	AVG
Fresh.	31/31	131-229	.572	0-0	.000	80-112	.714	210	6.8	83-2	9	65	41	12	342	11.0
Soph.	35/21	109-208	.524	0-0	.000	69-105	.657	168	4.8	71-1	11	45	36	18	287	8.2
Junior	38/18	99-206	.481	0-1	.000	61-93	.656	192	5.1	62-0	18	37	45	16	259	6.9
Senior	20/20	62-106	.585	0-0	.000	39-59	.661	133	6.7	32-0	4	24	18	8	163	8.2
TOTALS	124/90	401-749	.535	0-1	.000	249-369	.675	703	5.7	248-4	42	171	140	54	1,051	8.5



IOWA HAWKEYE BASKETBALL

Updated Iowa Player Bio

Anthony Clemmons



5

So., 6-1, 195, Guard
Lansing, Mich.
Sexton HS

- Held scoreless the last four games
- Averaged 4.7 assists at Battle 4 Atlantis
- Shooting 53 percent (19-of-36) from the field
- Blocked a career-high two shots, while also scoring a season-high 11 points in win over Nebraska-Omaha
- Scored six points or more in 6-of-8 games, including a season-high 11 against Nebraska-Omaha
- Tied for the team lead in assists (3) in victory over Penn
- His four rebounds and 29 minutes in overtime win over Xavier tied career highs
- Equaled a career high with two 3-pointers in win over Arkansas-Pine Bluff

Personal Bests

Points: 14 vs. Iowa State, 12/7/12
Rebounds: 4, 4x, last vs. Xavier, 11/29/13
FGM: 5 vs. Iowa State, 12/7/12
FGA: 8 vs. Iowa State, 12/7/12
3-pt FG: 2, 4x, last vs. Ark.-Pine Bluff, 12/22/13
3-pt FGA: 4, 3x, last at Ohio State, 1/22/13
FTM: 5 vs. Penn State, 1/31/13
FTA: 6 vs. 2x, last at Penn, 11/22/13
Assists: 9 vs. Coppin State, 12/22/12
Steals: 3, 3x, last vs. Michigan State, 3/15/13
Blocks: 2, vs. Nebraska-Omaha, 11/10/13
Minutes: 29, 2x, last vs. Xavier, 11/2/13

2013-14 Game-by-Game

Opponent	Date	gs	min	Total		3-Pointers		Free throws		Rebounds				pf	a	t/o	blk	stl	pts	avg
				fg-aga	pct	3fg-aga	pct	ft-fta	pct	off	def	tot	avg							
UNC WILMINGTON	11/08/13	20	2-3	.667	0-0	.000	2-4	.500	0	3	3	3.0	0	5	1	1	1	6	6.0	
NEBRASKA-OMAHA	11/10/13	25	4-5	.800	1-2	.500	2-3	.667	1	1	2	2.5	0	1	3	2	1	11	8.5	
MD. EASTERN SHORE	11/14/13	13	1-1	1.000	0-0	.000	0-0	.000	0	3	3	2.7	2	4	0	0	1	2	6.3	
ABILENE CHRISTIAN	11/17/13	17	2-3	.667	0-0	.000	3-3	1.000	0	3	3	2.8	0	3	0	0	1	7	6.5	
PENN	11/22/13	17	1-3	.333	1-2	.500	4-6	.667	0	0	0	2.2	1	3	2	0	1	7	6.6	
vs Xavier	11/28/13	29	0-1	.000	0-0	.000	3-5	.600	0	3	3	2.3	2	7	2	0	1	3	6.0	
vs UTEP	11/29/13	15	2-2	1.000	1-1	1.000	1-2	.500	0	4	4	2.6	1	4	0	0	1	6	6.0	
vs Villanova	11/30/13	25	2-3	.667	1-2	.500	1-1	1.000	0	2	2	2.5	4	3	2	0	0	6	6.0	
NOTRE DAME	12/03/13	19	0-3	.000	0-1	.000	0-0	.000	1	1	2	2.4	1	2	1	0	0	0	5.3	
vs Drake	12/07/13	14	0-1	.000	0-1	.000	2-2	1.000	0	0	0	2.2	0	2	1	0	0	2	5.0	
FAIRLEIGH DICKINSON	12/09/13	10	2-3	.667	0-0	.000	0-0	.000	1	1	2	2.2	3	1	0	0	0	4	4.9	
at Iowa State	12/13/13	14	1-2	.500	0-1	.000	0-0	.000	0	0	0	2.0	1	3	1	0	0	2	4.7	
ARKANSAS PINE BLUFF	12/22/13	19	2-3	.667	2-3	.667	0-0	.000	0	1	1	1.9	1	2	2	1	0	6	4.8	
NEBRASKA	12/31/13	15	0-0	.000	0-0	.000	2-4	.500	0	1	1	1.9	4	1	2	0	0	2	4.6	
at Wisconsin	01/05/14	9	0-1	.000	0-0	.000	0-0	.000	0	0	0	1.7	3	1	1	0	0	0	4.3	
NORTHWESTERN	01/09/14	9	0-1	.000	0-0	.000	1-2	.500	0	0	0	1.6	1	1	2	0	1	1	4.1	
at Ohio State	01/12/14	5	0-0	.000	0-0	.000	0-0	.000	0	2	2	1.6	0	1	0	0	1	0	3.8	
MINNESOTA	01/19/14	5	0-0	.000	0-0	.000	0-2	.000	0	0	0	1.6	1	0	0	0	0	0	3.6	
at Michigan	01/22/14	5	0-0	.000	0-0	.000	0-0	.000	0	1	1	1.5	0	1	1	0	0	0	3.4	
at Northwestern	01/25/14	11	0-1	.000	0-0	.000	0-0	.000	0	0	0	1.5	1	0	0	0	1	0	3.3	
Totals		0	296	19-36	.528	6-13	.462	21-34	.618	3	26	29	1.5	26	45	21	4	10	65	3.3

Games played: 20
 Minutes/game: 14.8
 Points/game: 3.3
 FG Pct: 52.8
 3FG Pct: 46.2
 FT Pct: 61.8

Rebounds/game: 1.5
 Assists/game: 2.3
 Turnovers/game: 1.1
 Assist/turnover ratio: 2.1
 Steals/game: 0.5
 Blocks/game: 0.2

CAREER STATISTICS

YEAR	G/GS	FG-A	PCT	3-PT	PCT	FT-A	PCT	RB	AVG	PF-FO	AS	TO	BK	ST	PTS	AVG
Fresh.	38/13	55-146	.377	17-47	.362	38-52	.731	62	1.6	68-1	105	63	8	21	165	4.3
Soph.	20/0	19-36	.528	6-13	.462	21-34	.618	29	1.5	26-0	45	21	4	10	65	3.3
TOTALS	58/13	74-182	.407	23-60	.383	59-86	.686	91	1.6	94-1	150	84	12	31	230	4.0



IOWA HAWKEYE BASKETBALL

Updated Iowa Player Bio

Kyle Denning



13

Jr., 6-1, 160, Guard
Cedar Falls, Iowa
Northern University HS

- Non-scholarship athlete
- Saw action in 25 career games, including nine this season
- Scored a single-season-high 10 points through six games this season
- Made one basket in all 5-of-7 games played this year
- Drained a 3-pointer in wins over UNC Wilmington and Maryland-Eastern Shore
- Played a career-high eight minutes against Maryland Eastern Shore and Abilene Christian
- Tallied two points and had a rebound in victory over Penn
- Scored two points in win over FDU
- Netted two points and had an assist in win over Arkansas-Pine Bluff

Personal Bests

Points: 6 vs. SC State, 12/19/12
Rebounds: 1, 5x, last vs. Penn, 11/22/13
FGM: 2 vs. SC State, 12/19/12
FGA: 4 vs. ACU, 11/17/13
3-pt FG: 2 vs. SC State, 12/19/12
3-pt FGA: 3, 2x, last vs. ACU, 11/17/13
FTM: 2 vs. Chicago State, 11/11/11
FTA: 2 vs. Chicago State, 11/11/11
Assists: 2 vs. 2x, last vs. ACU, 11/17/13
Steals: 1 vs. 2x, last vs. ACU, 11/17/13
Blocks: - - -
Minutes: 8, 2x, last vs. ACU, 11/17/13

2013-14 Game-by-Game

Opponent	Date	gs	min	Total		3-Pointers		Free throws		Rebounds				pf	a	t/o	blk	stl	pts	avg
				fg-fga	pct	3fg-fga	pct	ft-fa	pct	off	def	tot	avg							
UNC WILMINGTON	11/08/13	6	1-1	1.000	1-1	1.000	0-0	.000	0	1	1	1.0	0	0	0	0	0	3	3.0	
MD. EASTERN SHORE	11/14/13	8	1-2	.500	1-2	.500	0-0	.000	0	1	1	1.0	1	1	0	0	0	3	3.0	
ABILENE CHRISTIAN	11/17/13	8	1-4	.250	0-3	.000	0-0	.000	0	0	0	0.7	0	2	0	0	1	2	2.7	
PENN	11/22/13	5	1-1	1.000	0-0	.000	0-0	.000	0	1	1	0.8	0	0	0	0	0	2	2.5	
vs UTEP	11/29/13	3	0-0	.000	0-0	.000	0-0	.000	0	0	0	0.6	0	0	0	0	0	0	2.0	
vs Drake	12/07/13	1	0-0	.000	0-0	.000	0-0	.000	0	0	0	0.5	0	0	0	0	0	0	1.7	
FAIRLEIGH DICKINSON	12/09/13	5	1-2	.500	0-1	.000	0-0	.000	0	0	0	0.4	0	0	0	0	0	2	1.7	
ARKANSAS PINE BLUFF	12/22/13	5	1-1	1.000	0-0	.000	0-0	.000	0	0	0	0.4	0	1	1	0	0	2	1.8	
at Northwestern	01/25/14	1	0-0	.000	0-0	.000	0-0	.000	0	0	0	0.3	0	0	0	0	0	0	1.6	
Totals		0	42	6-11	.545	2-7	.286	0-0	.000	0	3	3	0.3	1	4	1	0	14	1.6	

Games played: 9
 Minutes/game: 4.7
 Points/game: 1.6
 FG Pct: 54.5
 3FG Pct: 28.6

Rebounds/game: 0.3
 Assists/game: 0.4
 Turnovers/game: 0.1
 Assist/turnover ratio: 4.0
 Steals/game: 0.1

CAREER STATISTICS

YEAR	G/GS	FG-A	PCT	3-PT	PCT	FT-A	PCT	RB	AVG	PF-FO	AS	TO	BK	ST	PTS	AVG
Fresh.	4/0	1-2	.500	0-1	.000	2-2	1.000	1	0.3	0-0	0	1	0	0	4	1.0
Soph.	12/0	2-4	.500	2-4	.500	0-0	.000	1	0.1	1-0	3	2	0	1	6	0.5
Junior	9/0	6-11	.545	2-7	.286	0-0	.000	3	0.3	1-0	4	1	0	1	14	1.6
TOTALS	25/0	9-17	.529	4-12	.333	2-2	1.000	5	0.2	2-0	7	4	0	2	24	1.0



IOWA HAWKEYE BASKETBALL

Updated Iowa Player Bio

Mike Gesell



10

So., 6-1, 190, Guard
South Sioux City, Neb.
South Sioux City HS

- Ranks ninth in the country in assist-to-turnover ratio (3.3)
- Averaged 9.2 points, 4.8 assists, 1.7 steals and 2.7 rebounds the last six contests
- Ranks first on the team and ninth in the Big Ten in assists (3.8), and eighth in league in steals (1.3)
- Committed only one turnover in each of the last three games (13 assists)
- Scored a season-high 11 points four times this season (Iowa State, Ohio State, Minnesota and Northwestern)
- Only Iowa freshmen to post 295+ points, 85+ rebounds and 85+ assists in a season (2012-13)
- Shifted back to point guard after starting the first two games this season at the off-guard spot
- Scored in double figures 20 career times, including three of the last four and seven times this year
- Credited with five assists or more eight times this season, including four of the last six contests
- Drained two triples in five games
- Tallied eight points in win over Maryland Eastern Shore
- Reached double figures for the first time this season, scoring 10 in victory over Penn
- Scored 10 points in back-to-back games against Villanova and Notre Dame
- Registered 11 points, and six assists and no turnovers at #16 Iowa State
- Posted game highs in assists (7) and steals (3) to go along with nine points at #4 Wisconsin

2013-14 Game-by-Game

Opponent	Date	gs	min	Total		3-Pointers		Free throws		Rebounds				pf	a	t/o	blk	stl	pts	avg	
				fg-fga	pct	3fg-fga	pct	ft-fa	pct	off	def	tot	avg								
UNC WILMINGTON	11/08/13	*	15	1-3	.333	0-1	.000	1-2	.500	0	0	0	0.0	0	3	0	0	2	3	3.0	
NEBRASKA-OMAHA	11/10/13	*	14	0-0	.000	0-0	.000	1-2	.500	0	1	1	0.5	0	1	2	0	0	1	2.0	
MD. EASTERN SHORE	11/14/13	*	17	3-5	.600	2-3	.667	0-0	.000	0	1	1	0.7	4	7	1	0	0	8	4.0	
ABILENE CHRISTIAN	11/17/13	*	21	1-6	.167	1-4	.250	0-0	.000	1	2	3	1.3	0	3	0	0	2	3	3.8	
PENN	11/22/13	*	21	4-10	.400	2-6	.333	0-0	.000	0	0	0	1.0	2	2	0	0	2	10	5.0	
vs Xavier	11/28/13	*	27	3-11	.273	1-3	.333	0-0	.000	0	2	2	1.2	3	2	0	0	0	7	5.3	
vs UTEP	11/29/13	*	24	2-5	.400	1-2	.500	0-0	.000	0	3	3	1.4	1	7	1	0	1	5	5.3	
vs Villanova	11/30/13	*	29	4-7	.571	2-3	.667	0-0	.000	0	0	0	1.3	5	3	0	1	2	10	5.9	
NOTRE DAME	12/03/13	*	22	3-6	.500	2-3	.667	2-2	1.000	1	4	5	1.7	2	2	2	0	2	10	6.3	
vs Drake	12/07/13	*	16	1-4	.250	0-1	.000	0-0	.000	0	3	3	1.8	3	2	1	0	0	2	5.9	
FAIRLEIGH DICKINSON	12/09/13	*	21	1-5	.200	0-1	.000	4-4	1.000	0	2	2	1.8	1	5	1	0	2	6	5.9	
at Iowa State	12/13/13	*	26	4-8	.500	1-3	.333	2-5	.400	1	1	2	1.8	3	6	0	0	0	11	6.3	
ARKANSAS PINE BLUFF	12/22/13	*	14	2-3	.667	0-1	.000	0-0	.000	1	3	4	2.0	1	1	3	0	1	4	6.2	
NEBRASKA	12/31/13	*	19	2-5	.400	0-1	.000	3-6	.500	0	1	1	1.9	1	3	4	0	2	7	6.2	
at Wisconsin	01/05/14	*	29	3-12	.250	0-3	.000	3-5	.600	1	2	3	2.0	1	7	1	0	3	9	6.4	
NORTHWESTERN	01/09/14	*	25	3-5	.600	2-3	.667	1-2	.500	0	2	2	2.0	1	6	1	1	2	9	6.6	
at Ohio State	01/12/14	*	26	3-7	.429	1-4	.250	4-4	1.000	2	3	5	2.2	2	3	3	0	1	11	6.8	
MINNESOTA	01/19/14	*	27	4-9	.444	0-2	.000	3-5	.600	0	2	2	2.2	2	5	1	0	1	11	7.1	
at Michigan	01/22/14	*	30	2-4	.500	0-0	.000	0	.000	1	2	3	2.2	3	2	1	0	1	4	6.9	
at Northwestern	01/25/14	*	26	5-10	.500	1-3	.333	0-0	.000	0	1	1	2.2	2	6	1	0	2	11	7.1	
Totals			20	449	51-125	.408	16-47	.340	24-37	.649	8	35	43	2.2	37	76	23	2	26	142	7.1

Games played: 20
 Minutes/game: 22.5
 Points/game: 7.1
 FG Pct: 40.8
 3FG Pct: 34.0
 FT Pct: 64.9

Rebounds/game: 2.2
 Assists/game: 3.8
 Turnovers/game: 1.2
 Assist/turnover ratio: 3.3
 Steals/game: 1.3
 Blocks/game: 0.1

- Tallied nine points, six assists and two steals in home win over Northwestern
- Scored 11 points and dished out three assists in road win at #3 Ohio State
- Dished out a game-high five assists to go along with 11 points in home win over Minnesota
- Matched a season high with 11 points to go along with six assists and a team-high two steals in road win at Northwestern

Personal Bests

- Points:** 23 vs. UNI, 12/15/12
- Rebounds:** 6, 2x, last at Minnesota, 2/3/13
- FGM:** 7 vs. Western Kentucky, 11/20/12
- FGA:** 15 at Wisconsin, 2/6/13
- 3-pt FG:** 4 vs. UNI, 12/15/12
- 3-pt FGA:** 6, 2x, last vs. UNI, 12/15/12
- FTM:** 7 vs. UNI, 12/15/12
- FTA:** 9 vs. UNI, 12/15/12
- Assists:** 8 vs. SC State, 12/19/12
- Steals:** 4 vs. Minnesota, 2/17/13
- Blocks:** 1, 11x, last vs. Villanova, 11/30/13
- Minutes:** 42 at Wisconsin, 2/6/13

CAREER STATISTICS

YEAR	G/GS	FG-A	PCT	3-PT	PCT	FT-A	PCT	RB	AVG	PF-FO	AS	TO	BK	ST	PTS	AVG
Fresh.	34/30	106-263	.403	33-104	.317	50-63	.794	88	2.6	63-0	89	59	10	40	295	8.7
Soph.	20/20	51-125	.408	16-47	.340	24-37	.649	43	2.2	37-1	76	23	2	26	142	7.1
TOTALS	54/50	157-388	.405	49-151	.325	74-100	.740	131	2.4	100-1	165	82	12	66	437	8.1



IOWA HAWKEYE BASKETBALL

Updated Iowa Player Bio

Peter Jok



3

Fr., 6-6, 200, Guard
West Des Moines, Iowa
Valley HS

- Played in 17 games, scoring in double figures six times
- Ranks ninth in team scoring (5.9)
- Missed only six free throws (26-of-32)
- Scored 11 points and snagged a personal-best five rebounds in win over UNC Wilmington
- Netted a personal-best 15 points, bolstered by 3-5 shooting from 3-point range, in win over Abilene Christian
- Scored 14 points, shooting 2-of-4 from 3-point range in win over UTEP
- Tallied 14 points and grabbed a personal-best seven rebounds in win over Drake
- Dished out a personal-best four assists to go along with 11 points in win over FDU
- Equaled a personal best with four assists in win over Arkansas-Pine Bluff

Personal Bests

Points: 15 vs. ACU, 11/17/13
Rebounds: 7 vs. Drake, 12/7/13
FGM: 6 vs. ACU, 11/17/13
FGA: 13 vs. UNC Wilmington, 11/8/13
3-pt FG: 3 vs. ACU, 11/17/13
3-pt FGA: 5, 2x, last vs. ACU, 11/17/13
FTM: 4, UTEP, 11/29/13
FTA: 5 vs. UTEP, 11/29/13
Assists: 4, 2x, last vs. Ark.-Pine Bluff, 12/22/13
Steals: 2 vs. ACU, 11/17/13
Blocks: 1, 2x, last vs. Xavier, 11/25/13
Minutes: 24, 2x, last vs. FDU, 12/9/13

2013-14 Game-by-Game

Opponent	Date	gs	min	Total		3-Pointers		Free throws		Rebounds				pf	a	t/o	blk	stl	pts	avg
				fg-fga	pct	3fg-fga	pct	ft-fa	pct	off	def	tot	avg							
UNC WILMINGTON	11/08/13	20	5-13	.385	1-5	.200	0-0	.000	2	3	5	5.0	0	1	1	0	0	11	11.0	
NEBRASKA-OMAHA	11/10/13	9	1-6	.167	1-3	.333	0-0	.000	0	0	0	2.5	1	1	0	0	0	3	7.0	
MD. EASTERN SHORE	11/14/13	24	1-5	.200	0-1	.000	8-8	1.000	0	2	2	2.3	2	2	3	0	1	10	8.0	
ABILENE CHRISTIAN	11/17/13	20	6-8	.750	3-5	.600	0-1	.000	0	0	0	1.8	2	3	0	1	2	15	9.8	
PENN	11/22/13	14	2-4	.500	1-2	.500	3-4	.750	0	1	1	1.6	2	0	0	0	0	8	9.4	
vs Xavier	11/28/13	9	0-2	.000	0-2	.000	0-0	.000	0	1	1	1.5	0	0	1	1	0	0	7.8	
vs UTEP	11/29/13	17	4-9	.444	2-4	.500	4-5	.800	0	0	0	1.3	3	1	1	0	0	14	8.7	
vs Villanova	11/30/13	5	1-6	.167	1-4	.250	0-0	.000	0	1	1	1.3	0	0	0	0	0	3	8.0	
NOTRE DAME	12/03/13	3	1-3	.333	1-2	.500	0-0	.000	0	0	0	1.1	1	0	0	0	0	3	7.4	
vs Drake	12/07/13	20	5-12	.417	1-5	.200	3-4	.750	3	4	7	1.7	1	1	0	0	1	14	8.1	
FAIRLEIGH DICKINSON	12/09/13	24	4-7	.571	1-2	.500	2-2	1.000	0	2	2	1.7	0	4	0	0	1	11	8.4	
at Iowa State	12/13/13	8	0-2	.000	0-2	.000	2-2	1.000	0	0	0	1.6	0	0	2	0	0	2	7.8	
ARKANSAS PINE BLUFF	12/22/13	14	0-2	.000	0-1	.000	1-2	.500	0	3	3	1.7	0	4	4	0	1	1	7.3	
NEBRASKA	12/31/13	4	0-0	.000	0-0	.000	1-2	.500	0	0	0	1.6	0	0	0	0	0	1	6.9	
NORTHWESTERN	01/09/14	7	0-0	.000	0-0	.000	2-2	1.000	0	1	1	1.5	0	0	0	0	0	2	6.5	
MINNESOTA	01/19/14	5	1-3	.333	0-0	.000	0-0	.000	0	1	1	1.5	0	0	0	0	0	2	6.3	
at Northwestern	01/25/14	2	0-0	.000	0-0	.000	0-0	.000	0	1	1	1.5	1	0	0	0	0	0	5.9	
Totals		0	205	31-82	.378	12-38	.316	26-32	.813	5	20	25	1.5	13	17	12	2	6	100	5.9

Games played: 17
 Minutes/game: 12.1
 Points/game: 5.9
 FGM Pct: 37.8
 3FG Pct: 31.6
 FT Pct: 81.3

Rebounds/game: 1.5
 Assists/game: 1.0
 Turnovers/game: 0.7
 Assist/turnover ratio: 1.4
 Steals/game: 0.4
 Blocks/game: 0.1

CAREER STATISTICS

YEAR	G/GS	FG-A	PCT	3-PT	PCT	FT-A	PCT	RB	AVG	PF-FO	AS	TO	BK	ST	PTS	AVG
Fresh.	17/0	31-82	.378	12-38	.316	26-32	.813	25	1.5	13-0	17	12	2	6	100	5.9



IOWA HAWKEYE BASKETBALL

Updated Iowa Player Bio

Roy Devyn Marble



4

Sr., 6-6, 200, Guard
Southfield, Mich.
Lathrup HS

- Team co-captain
- Big Ten Player of the Week and Athlon Sports' National Player of the Week (Jan. 13) after leading Iowa to victories over Northwestern and Ohio State
- Averaging 17.4 points, four rebounds, 2.4 assists and 1.7 steals in seven Big Ten games
- Ranks 14th in Iowa career scoring and is the only Big Ten father/son duo to amass 1,000+ career points
- Only Hawkeye to amass 1,100+ points, 350+ rebounds and 275+ assists as a junior
- Only the second Hawkeye to amass 1,450+ points, 325+ assists and 425+ rebounds
- Has scored 27 points or more seven times in his career, including at #4 Wisconsin
- Scored 22 or more points five times this season
- Averaged 20.3 points, 4.7 rebounds and 4.2 assists in Battle 4 Atlantis
- Ranks fourth in the Big Ten in steals (2.0), eighth in assist-to-turnover ratio (1.8), ninth in scoring (16.1), and 14th in assists (3.2)
- Poured in a game-high 27 points in only 20 minutes of action in win over Abilene Christian
- Scored in double figures in 16-of-20 games and 72 times in his career
- Collected a career-high six steals, while also scoring 13 points and dishing out three assists in victory over Penn
- Scored a season-high 30 points and drained four 3-pointers in win over Xavier
- Netted a game-high 24 points and grabbed five rebounds against Villanova
- Scored 13 straight points in a span of three minutes in the second half in win over Notre Dame, while finishing with 17 points
- Registered 19 points and dished out six assists at #16 Iowa State
- Led team in scoring (15) and rebounding (8) in win over Nebraska

2013-14 Game-by-Game

Opponent	Date	gs	min	Total		3-Pointers		Free throws		Rebounds				pf	a	t/o	blk	stl	pts	avg	
				fg-fga	pct	3fg-fga	pct	ft-fa	pct	off	def	tot	avg								
UNC WILMINGTON	11/08/13	*	20	3-5	.600	1-3	.333	1-2	.500	1	1	2	2.0	0	5	2	0	3	8	8.0	
NEBRASKA-OMAHA	11/10/13	*	33	2-13	.154	0-5	.000	11-14	.786	1	4	5	3.5	2	4	1	0	2	15	11.5	
MD. EASTERN SHORE	11/14/13	*	18	3-8	.375	1-4	.250	3-4	.750	1	1	2	3.0	0	5	0	0	4	10	11.0	
ABILENE CHRISTIAN	11/17/13	*	20	9-13	.692	3-6	.500	6-6	1.000	0	3	3	3.0	0	2	1	0	1	27	15.0	
PENN	11/22/13	*	26	4-13	.308	1-5	.200	4-7	.571	1	1	2	2.8	1	3	2	1	6	13	14.6	
vs Xavier	11/28/13	*	32	10-23	.435	4-10	.400	6-11	.545	4	2	6	3.3	2	2	2	0	3	30	17.2	
vs UTEP	11/29/13	*	21	2-6	.333	0-1	.000	3-4	.750	2	1	3	3.3	1	6	0	0	0	7	15.7	
vs Villanova	11/30/13	*	37	8-23	.348	2-7	.286	6-12	.500	1	4	5	3.5	2	5	4	0	2	24	16.8	
NOTRE DAME	12/03/13	*	36	7-14	.500	2-5	.400	1-2	.500	0	3	3	3.4	0	2	1	1	1	17	16.8	
vs Drake	12/07/13	*	29	5-11	.455	0-3	.000	4-6	.667	0	6	6	3.7	1	3	0	0	2	14	16.5	
FAIRLEIGH DICKINSON	12/09/13	*	20	3-9	.333	1-3	.333	0-0	.000	1	2	3	3.6	1	2	2	0	1	7	15.6	
at Iowa State	12/13/13	*	35	6-15	.400	2-4	.500	5-8	.625	0	3	3	3.6	2	6	1	0	2	19	15.9	
ARKANSAS PINE BLUFF	12/22/13	*	10	2-3	.667	1-1	1.000	3-6	.500	0	1	1	3.4	0	1	1	0	1	8	15.3	
NEBRASKA	12/31/13	*	31	4-12	.333	0-1	.000	7-11	.636	4	4	8	3.7	3	2	2	0	0	15	15.3	
at Wisconsin	01/05/14	*	36	10-24	.417	4-5	.800	3-4	.750	1	2	3	3.7	4	1	3	0	3	27	16.1	
NORTHWESTERN	01/09/14	*	24	5-7	.714	3-3	1.000	2-4	.500	0	2	2	3.6	3	6	0	0	4	15	16.0	
at Ohio State	01/12/14	*	33	7-13	.538	0-2	.000	8-11	.727	0	4	4	3.6	3	3	3	2	3	22	16.4	
MINNESOTA	01/19/14	*	31	5-14	.357	3-7	.429	3-5	.600	2	1	3	3.6	3	1	2	0	1	16	16.3	
at Michigan	01/22/14	*	31	3-9	.333	2-5	.400	5-6	.833	1	2	3	3.5	4	2	4	0	1	13	16.2	
at Northwestern	01/25/14	*	20	3-8	.375	1-3	.333	7-7	1.000	1	4	5	3.6	1	2	4	0	0	14	16.1	
Totals			20	543	101-243	.416	31-83	.373	88-130	.677	21	51	72	3.6	33	63	35	4	40	321	16.1

Games played: 20
 Minutes/game: 27.2
 Points/game: 16.1
 FG Pct: 41.6
 3FG Pct: 37.3
 FT Pct: 67.7

Rebounds/game: 3.6
 Assists/game: 3.2
 Turnovers/game: 1.8
 Assist/turnover ratio: 1.8
 Steals/game: 2.0
 Blocks/game: 0.2

- Netted a game-high 27 points and collected three steals at #4 Wisconsin
- Scored 15 points, dished out six assists and collected a game-high four steals in home win over Northwestern
- Shared game-high scoring honors with 22 points to go along with three assists and three steals in road win at #3 Ohio State
- Tallied 15 of his 16 points in the second half in home win over Minnesota
- Scored all 14 points in the second half, while also clearing five rebounds, in road win at Northwestern

Personal Bests

Points: 31 at Oregon, 3/18/12
Rebounds: 9 vs. Indiana, 12/31/12
FGM: 10, 2x, last vs. Xavier, 11/28/13
FGA: 24, at Wisconsin, 01/05/14
3-pt FG: 7 at Oregon, 3/18/12
3-pt FGA: 10 vs. Xavier, 11/28/13
FTM: 14 vs. UNI, 12/15/12
FTA: 19 vs. UNI, 12/15/12
Assists: 8 vs. Wisconsin, 2/23/12
Steals: 6 vs. Penn, 11/22/13
Blocks: 3 vs. Boise State, 12/22/11
Minutes: 40, 2x, last vs. C. Mich, 11/12/12

CAREER STATISTICS

YEAR	G/GS	FG-A	PCT	3-PT	PCT	FT-A	PCT	RB	AVG	PF-FO	AS	TO	BK	ST	PTS	AVG
Fresh.	31/6	66-174	.379	11-41	.268	35-66	.530	74	2.4	41-0	41	34	2	21	178	5.7
Soph.	35/27	139-319	.436	22-56	.393	102-141	.723	133	3.8	57-0	126	61	14	53	402	11.5
Junior	37/37	176-430	.409	49-150	.337	153-189	.810	147	4.0	50-0	112	80	10	42	554	15.0
Senior	20/20	101-243	.416	31-83	.373	88-130	.677	72	3.6	33-0	63	35	4	40	321	16.1
TOTALS	123/90	482-1166	.413	113-330	.342	378-526	.719	426	3.5	181-0	342	210	30	156	1,455	11.8



IOWA HAWKEYE BASKETBALL

Updated Iowa Player Bio

Zach McCabe



15

Sr., 6-7, 235, Forward
Sioux City, Iowa
Bishop Heelan HS

- Team co-captain
- Scored in double figures eight times this season, and 28 career times
- Ranks sixth in team scoring (7.0)
- Went 14-of-28 from the field, and 8-of-16 from 3-point range in three games at Battle 4 Atlantis
- Averaged 13 points in three games at Battle 4 Atlantis
- Netted a season-high 14 points against UTEP and Villanova
- Grabbed a game-high seven rebounds in win over Arkansas-Pine Bluff
- Had seven points and three rebounds in home win over Northwestern
- Collected four rebounds and three assists in road win at #3 Ohio State
- Tallied eight second-half points to go along with five rebounds, three assists and a team-high three steals in home win over Minnesota
- Netted eight points and collected two steals in road win at Northwestern

Personal Bests

Points: 20, 3x, last vs. Dayton, 3/13/12
Rebounds: 10 vs. Minnesota, 2/1/12
FGM: 9, 2x, last vs. Dayton, 3/13/12
FGA: 13, 2x, last at Purdue, 1/17/12
3-pt FG: 4, 2x, last vs. Villanova, 11/30/13
3-pt FGA: 7, 2x, last vs. Villanova, 11/30/13
FTM: 7 vs. Minnesota, 2/17/13
FTA: 7, 3x, last vs. Minnesota, 2/17/13
Assists: 4 vs. Minnesota, 2/1/12
Steals: 4, 2x, last vs. Penn State, 1/31/13
Blocks: 2 at Penn State, 2/16/12
Minutes: 36 at Purdue, 1/17/12

2013-14 Game-by-Game

Opponent	Date	gs	min	Total		3-Pointers		Free throws		Rebounds				pf	a	t/o	blk	stl	pts	avg
				fg-aga	pct	3fg-aga	pct	ft-fta	pct	off	def	tot	avg							
UNC WILMINGTON	11/08/13	19	2-5	.400	0-1	.000	1-2	.500	3	4	7	7.0	0	1	1	0	0	5	5.0	
NEBRASKA-OMAHA	11/10/13	20	3-6	.500	1-1	1.000	5-6	.833	2	1	3	5.0	3	0	2	0	1	12	8.5	
MD. EASTERN SHORE	11/14/13	12	4-7	.571	2-3	.667	1-2	.500	2	3	5	5.0	0	1	0	0	1	11	9.3	
ABILENE CHRISTIAN	11/17/13	17	4-5	.800	2-3	.667	0-0	.000	0	3	3	4.5	2	3	1	0	0	10	9.5	
PENN	11/22/13	8	0-2	.000	0-1	.000	1-2	.500	0	2	2	4.0	3	0	1	0	1	1	7.8	
vs Xavier	11/28/13	19	4-9	.444	1-4	.250	2-2	1.000	2	1	3	3.8	5	0	0	0	1	11	8.3	
vs UTEP	11/29/13	14	5-8	.625	3-5	.600	1-2	.500	2	0	2	3.6	1	2	0	0	0	14	9.1	
vs Villanova	11/30/13	23	5-11	.455	4-7	.571	0-0	.000	2	0	2	3.4	5	2	4	0	0	14	9.8	
NOTRE DAME	12/03/13	22	3-5	.600	1-1	1.000	3-3	1.000	1	2	3	3.3	4	1	0	0	0	10	9.8	
vs Drake	12/07/13	17	2-6	.333	1-4	.250	2-2	1.000	3	1	4	3.4	1	0	0	0	0	7	9.5	
FAIRLEIGH DICKINSON	12/09/13	16	2-6	.333	1-3	.333	5-6	.833	1	0	1	3.2	0	2	0	0	1	10	9.5	
at Iowa State	12/13/13	15	0-7	.000	0-4	.000	0-0	.000	1	2	3	3.2	4	0	1	0	0	0	8.8	
ARKANSAS PINE BLUFF	12/22/13	16	1-5	.200	0-2	.000	0-0	.000	0	7	7	3.5	0	2	0	0	0	2	8.2	
NEBRASKA	12/31/13	11	1-4	.250	0-0	.000	1-3	.333	0	1	1	3.3	3	1	0	0	1	3	7.9	
at Wisconsin	01/05/14	18	2-5	.400	0-2	.000	0-0	.000	1	2	3	3.3	1	0	0	0	0	4	7.6	
NORTHWESTERN	01/09/14	14	3-7	.429	1-3	.333	0-0	.000	1	2	3	3.3	3	0	1	0	0	7	7.6	
at Ohio State	01/12/14	16	0-8	.000	0-5	.000	0-0	.000	0	4	4	3.3	1	3	1	0	0	0	7.1	
MINNESOTA	01/19/14	22	2-6	.333	1-3	.333	3-4	.750	0	5	5	3.4	1	3	0	0	3	8	7.2	
at Michigan	01/22/14	16	1-3	.333	0-1	.000	0-0	.000	0	1	1	3.3	2	2	1	0	0	2	6.9	
at Northwestern	01/25/14	23	3-4	.750	1-1	1.000	1-2	.500	0	0	0	3.1	2	2	1	0	2	8	7.0	
Totals		0	338	47-119	.395	19-54	.352	26-36	.722	21	41	62	3.1	41	25	14	0	11	139	7.0

Games played: 20
 Minutes/game: 16.9
 Points/game: 7.0
 FG Pct: 39.5
 3FG Pct: 35.2
 FT Pct: 72.2

Rebounds/game: 3.1
 Assists/game: 1.3
 Turnovers/game: 0.7
 Assist/turnover ratio: 1.8
 Steals/game: 0.6

CAREER STATISTICS

YEAR	G/GS	FG-A	PCT	3-PT	PCT	FT-A	PCT	RB	AVG	PF-FO	AS	TO	BK	ST	PTS	AVG
Fresh.	31/2	59-169	.349	24-84	.286	37-46	.804	111	3.6	69-3	24	48	1	22	179	5.8
Soph.	35/30	99-200	.495	22-49	.449	53-71	.746	161	4.6	119-7	36	60	9	29	273	7.8
Junior	38/7	73-195	.374	31-97	.320	41-54	.759	141	3.7	100-1	48	40	5	30	218	5.7
Senior	20/0	47-119	.395	19-54	.352	26-36	.722	62	3.1	41-2	25	14	0	11	139	7.0
TOTALS	124/39	278-683	.407	96-284	.338	157-207	.758	475	3.8	329-13	133	162	15	92	809	6.5



IOWA HAWKEYE BASKETBALL

Updated Iowa Player Bio

Kyle Meyer



42

Fr.-RS, 6-10, 225, Forward
Alpharetta, Ga.
Northview HS

- Redshirted last season
- Played in 10 career games, scoring in three contests
- Scored two points, grabbed three rebounds and had an assist in win over UNC Wilmington
- Posted career bests in rebounds (7), scoring (3) and assists (2) in win over Maryland Eastern Shore
- Had three rebounds in victory over Penn
- Grabbed a rebound in victory over UTEP
- Blocked a shot in home win over Northwestern

Personal Bests

Points: 3 vs. Md. Eastern Shore, 11/14/13
Rebounds: 7 vs. Md. Eastern Shore, 11/14/13
FGM: 1, 2x, last vs. Md. Eastern Shore, 11/14/13
FGA: 3 vs. Md. Eastern Shore, 11/14/13
3-pt FG: 1 vs. Md. Eastern Shore, 11/14/13
3-pt FGA: 2 vs. Md. Eastern Shore, 11/14/13
FTM: 1 vs. ACU, 11/17/13
FTA: 2 vs. ACU, 11/17/13
Assists: 2 vs. Md. Eastern Shore, 11/14/13
Steals: 1 vs. ACU, 11/17/13
Blocks: 1, vs. Northwestern, 1/9/14
Minutes: 8, 2x, last vs. ACU, 11/17/13

2013-14 Game-by-Game

Opponent	Date	gs	min	Total		3-Pointers		Free throws		Rebounds				pf	a	t/o	blk	stl	pts	avg
				fg-fga	pct	3fg-fga	pct	ft-fa	pct	off	def	tot	avg							
UNC WILMINGTON	11/08/13	6	1-2	.500	0-0	.000	0-0	.000	1	2	3	3.0	0	1	2	0	0	2	2.0	
MD. EASTERN SHORE	11/14/13	8	1-3	.333	1-2	.500	0-0	.000	1	6	7	5.0	2	2	2	0	0	3	2.5	
ABILENE CHRISTIAN	11/17/13	8	0-0	.000	0-0	.000	1-2	.500	1	0	1	3.7	0	1	0	0	1	1	2.0	
PENN	11/22/13	5	0-2	.000	0-1	.000	0-0	.000	1	2	3	3.5	0	0	0	0	0	0	1.5	
vs UTEP	11/29/13	8	0-1	.000	0-1	.000	0-0	.000	0	1	1	3.0	1	0	0	0	0	0	1.2	
vs Drake	12/07/13	1	0-0	.000	0-0	.000	0-0	.000	0	0	0	2.5	0	0	0	0	0	0	1.0	
FAIRLEIGH DICKINSON	12/09/13	5	0-0	.000	0-0	.000	0-0	.000	0	0	0	2.1	0	0	0	0	0	0	0.9	
ARKANSAS PINE BLUFF	12/22/13	6	0-1	.000	0-0	.000	0-0	.000	0	0	0	1.9	2	0	1	0	0	0	0.8	
NORTHWESTERN	01/09/14	1	0-0	.000	0-0	.000	0-0	.000	0	0	0	1.7	0	0	0	1	0	0	0.7	
at Northwestern	01/25/14	1	0-1	.000	0-1	.000	0-0	.000	0	0	0	1.5	0	0	0	0	0	0	0.6	
Totals		0	49	2-10	.200	1-5	.200	1-2	.500	4	11	15	1.5	5	4	5	1	1	6	0.6

Games played: 10
 Minutes/game: 4.9
 Points/game: 0.6
 FG Pct: 20.0
 3FG Pct: 20.0
 FT Pct: 50.0

Rebounds/game: 1.5
 Assists/game: 0.4
 Turnovers/game: 0.5
 Assist/turnover ratio: 0.8
 Steals/game: 0.1
 Blocks/game: 0.1

CAREER STATISTICS

YEAR	G/GS	FG-A	PCT	3-PT	PCT	FT-A	PCT	RB	AVG	PF-FO	AS	TO	BK	ST	PTS	AVG
Fresh.	10/0	2-10	.200	1-5	.200	1-2	.500	15	1.5	5-0	4	5	1	1	6	0.6



IOWA HAWKEYE BASKETBALL

Updated Iowa Player Bio

Josh Oglesby



2

Jr., 6-5, 208, Guard
Cedar Rapids, Iowa
Washington HS

- Scored in double figures 14 career times, including twice this season
- Shooting 58 percent (14-of-24) from 3-point range in eight games since coming back from injury
- Made 56.5 percent (13-of-23) of his field goal attempts the last four games
- Made first four 3-point attempts of the game twice in his first six games back from injury: Arkansas-Pine Bluff (Dec. 22) and Minnesota (Jan. 19)
- Broke a bone in his right foot on Nov. 6, and returned to return to action, Dec. 22, vs. Arkansas-Pine Bluff
- Made first four 3-pointers in season debut, finishing with 13 points in win over Arkansas-Pine Bluff
- After being held scoreless in Iowa's first two Big Ten games, netted five points and grabbed three rebounds in home win over Northwestern

2013-14 Game-by-Game

Opponent	Date	gs	min	Total		3-Pointers		Free throws		Rebounds				pf	a	t/o	blk	stl	pts	avg
				fg-fga	pct	3fg-fga	pct	ft-fa	pct	off	def	tot	avg							
ARKANSAS PINE BLUFF	12/22/13	20	4-5	.800	4-5	.800	1-2	.500	0	2	2	2.0	0	2	2	0	1	13	13.0	
NEBRASKA	12/31/13	11	0-2	.000	0-1	.000	0-0	.000	0	0	0	1.0	1	0	1	1	0	0	6.5	
at Wisconsin	01/05/14	11	0-2	.000	0-0	.000	0-0	.000	0	1	1	1.0	0	1	0	0	0	0	4.3	
NORTHWESTERN	01/09/14	17	2-6	.333	1-3	.333	0-0	.000	1	2	3	1.5	2	1	0	0	0	5	4.5	
at Ohio State	01/12/14	17	3-6	.500	2-4	.500	0-0	.000	1	0	1	1.4	1	1	0	0	0	8	5.2	
MINNESOTA	01/19/14	24	6-9	.667	5-7	.714	0-0	.000	1	2	3	1.7	1	0	1	0	0	17	7.2	
at Michigan	01/22/14	15	1-3	.333	0-1	.000	0-0	.000	0	2	2	1.7	1	1	0	0	0	2	6.4	
at Northwestern	01/25/14	20	3-5	.600	2-3	.667	0-0	.000	0	0	0	1.5	1	2	0	0	0	8	6.6	
Totals		0	135	19-38	.500	14-24	.583	1-2	.500	3	9	12	1.5	7	8	4	1	1	53	6.6

Games played: 8
 Minutes/game: 16.9
 Points/game: 6.6
 FG Pct: 50.0
 3FG Pct: 58.3
 FT Pct: 50.0

Rebounds/game: 1.5
 Assists/game: 1.0
 Turnovers/game: 0.5
 Assist/turnover ratio: 2.0
 Steals/game: 0.1
 Blocks/game: 0.1

- Scored eight points, including five crucial points down the stretch, in road win at #3 Ohio State
- Tallied a season-high 17 points, bolstered by 5-of-7 shooting from 3-point range, in home win over Minnesota
- Registered eight points and equaled a season high with two assists in road win at Northwestern

Personal Bests

Points: 24 at Indiana, 1/29/12
Rebounds: 5, 2x, last vs. Wichita State, 11/21/12
FGM: 8 at Indiana, 1/29/12
FGA: 12 at Indiana, 1/29/12
3-pt FG: 6 at Indiana, 1/29/12
3-pt FGA: 11 at Wisconsin, 2/6/13
FTM: 5 vs. Indiana, 2/19/12
FTA: 6 vs. Indiana, 2/19/12
Assists: 4, 2x, last vs. Northwestern, 1/13/13
Steals: 2, 3x, last at Minnesota, 2/3/13
Blocks: 2 vs. Wichita State, 11/21/12
Minutes: 36 vs. Indiana, 2/19/12

CAREER STATISTICS

YEAR	G/GS	FG-A	PCT	3-PT	PCT	FT-A	PCT	RB	AVG	PF-FO	AS	TO	BK	ST	PTS	AVG
Fresh.	35/5	76-191	.398	45-121	.372	26-36	.722	59	1.7	26-0	41	15	2	7	223	6.4
Soph.	37/2	52-190	.274	42-156	.269	19-24	.792	50	1.4	19-0	38	19	3	12	165	4.5
Junior	8/0	19-38	.500	14-24	.583	1-2	.500	12	1.5	7-0	8	4	1	1	53	6.6
TOTALS	80/7	147-419	.351	101-301	.336	46-62	.742	121	1.5	52-0	87	38	6	20	441	5.5



IOWA HAWKEYE BASKETBALL

Updated Iowa Player Bio

Gabriel Olaseni



0

Jr., 6-10, 225, Center
London, England
Sunrise Christian Academy

- Leads team and ranks fourth in the Big Ten in offensive rebounds (2.6), pulling down an offensive rebound every 5.84 minutes played
- Posted three double-doubles to share team lead (Xavier, Fairleigh Dickinson and Northwestern)
- Became first Hawkeye reserve since Glen Worley (2002-03) to post three double-doubles in a season
- Has more offensive rebounds (52) than defensive (51)
- Has already posted single season bests in scoring, rebounding and assists
- Rejected at least three shots five times this season
- Leads the team in rejections (26), and ranks ninth in the Big Ten in blocks per game (1.3)
- Netted double figures six times this season, including two of the last three contests
- Blocked a season-high five shots, while also scoring eight points and grabbing seven rebounds in win over UNC Wilmington
- Had eight points and six rebounds in victory over Penn
- Averaged eight boards and 5.3 points, while shooting .909 (10-11) percent from the free-throw line in Battle 4 Atlantis Tournament

2013-14 Game-by-Game

Opponent	Date	gs	min	Total		3-Pointers		Free throws		Rebounds				pf	a	t/o	blk	stl	pts	avg
				fg-fga	pct	3fg-fga	pct	ft-fa	pct	off	def	tot	avg							
UNC WILMINGTON	11/08/13	17	1-8	.125	0-0	.000	6-8	.750	3	4	7	7.0	1	0	0	5	0	8	8.0	
NEBRASKA-OMAHA	11/10/13	13	0-1	.000	0-0	.000	0-0	.000	1	0	1	4.0	2	0	1	1	1	0	4.0	
MD. EASTERN SHORE	11/14/13	13	5-10	.500	0-0	.000	0-2	.000	5	0	5	4.3	2	0	1	3	0	10	6.0	
ABILENE CHRISTIAN	11/17/13	16	4-5	.800	0-0	.000	2-4	.500	1	2	3	4.0	1	0	0	1	0	10	7.0	
PENN	11/22/13	16	3-6	.500	0-0	.000	2-3	.667	3	3	6	4.4	3	0	3	3	1	8	7.2	
vs Xavier	11/28/13	29	1-5	.200	0-0	.000	8-9	.889	7	4	11	5.5	4	1	0	4	0	10	7.7	
vs UTEP	11/29/13	15	1-4	.250	0-0	.000	2-2	1.000	4	4	8	5.9	2	1	1	0	0	4	7.1	
vs Villanova	11/30/13	18	1-1	1.000	0-0	.000	0-0	.000	1	4	5	5.8	0	0	0	3	0	2	6.5	
NOTRE DAME	12/03/13	11	3-5	.600	0-0	.000	3-4	.750	3	2	5	5.7	3	2	1	1	0	9	6.8	
vs Drake	12/07/13	17	0-2	.000	0-0	.000	3-4	.750	1	1	2	5.3	2	0	1	2	1	3	6.4	
FAIRLEIGH DICKINSON	12/09/13	19	5-11	.455	0-0	.000	4-5	.800	3	7	10	5.7	1	1	0	0	0	14	7.1	
at Iowa State	12/13/13	10	1-1	1.000	0-0	.000	0-0	.000	0	0	0	5.3	2	1	0	0	0	2	6.7	
ARKANSAS PINE BLUFF	12/22/13	16	2-4	.500	0-0	.000	2-2	1.000	4	2	6	5.3	4	2	2	1	1	6	6.6	
NEBRASKA	12/31/13	12	1-1	1.000	0-0	.000	0-0	.000	1	4	5	5.3	1	0	1	2	0	2	6.3	
at Wisconsin	01/05/14	19	3-7	.429	0-0	.000	2-4	.500	4	2	6	5.3	4	0	2	0	0	8	6.4	
NORTHWESTERN	01/09/14	10	1-1	1.000	0-0	.000	1-2	.500	0	3	3	5.2	5	1	0	0	0	3	6.2	
at Ohio State	01/12/14	13	0-1	.000	0-0	.000	1-2	.500	1	0	1	4.9	3	0	0	0	0	1	5.9	
MINNESOTA	01/19/14	16	4-6	.667	0-0	.000	4-6	.667	6	1	7	5.1	4	0	1	0	0	12	6.2	
at Michigan	01/22/14	7	1-2	.500	0-0	.000	0-1	.000	1	1	2	4.9	1	0	1	0	0	2	6.0	
at Northwestern	01/25/14	17	5-8	.625	0-0	.000	4-6	.667	3	7	10	5.2	1	0	0	0	0	14	6.4	
Totals		0	304	42-89	.472	0-0	.000	44-64	.688	52	51	103	5.2	46	9	15	26	4	128	6.4

Games played: 20
 Minutes/game: 15.2
 Points/game: 6.4
 FG Pct: 47.2
 FT Pct: 68.8

Rebounds/game: 5.2
 Assists/game: 0.5
 Turnovers/game: 0.8
 Assist/turnover ratio: 0.6
 Steals/game: 0.2
 Blocks/game: 1.3

- Made a career-high eight free throws (nine attempts) and grabbed a personal-best 11 rebounds in win over Xavier
- Tallied nine points and cleared five rebounds in win over Notre Dame
- Posted eight points and six rebounds at #4 Wisconsin
- Scored 12 points and snagged a team-high seven rebounds, six offensive, in home win over Minnesota

Personal Bests

Points: 14, 3x, last at Northwestern, 1/25/14
Rebounds: 11 vs. Xavier, 11/28/13
FGM: 6 vs. Coppin State, 12/22/12
FGA: 8, 3x, last at Northwestern, 1/25/14
FTM: 8 vs. Xavier, 11/28/13
FTA: 9 vs. Xavier, 11/28/13
Assists: 3 vs. Nebraska, 3/9/13
Steals: 2, 2x, last vs. SC State, 12/19/12
Blocks: 7 vs. Illinois, 3/5/13
Minutes: 29 vs. Xavier, 11/28/13

CAREER STATISTICS

YEAR	G/GS	FG-A	PCT	3-PT	PCT	FT-A	PCT	RB	AVG	PF-FO	AS	TO	BK	ST	PTS	AVG
Fresh.	18/0	9-19	.474	0-0	.000	8-13	.615	22	1.2	12-0	3	9	8	4	26	1.4
Soph.	37/0	37-71	.521	0-0	.000	25-36	.694	96	2.6	53-0	8	18	36	7	99	2.7
Junior	20/0	42-89	.472	0-0	.000	44-64	.688	103	5.2	46-1	9	15	26	4	128	6.4
TOTALS	75/0	88-179	.492	0-0	.000	77-113	.681	221	2.9	111-1	20	42	70	15	253	3.4



IOWA HAWKEYE BASKETBALL

Updated Iowa Player Bio

Darius Stokes



35

Jr., 6-7, 208, Forward
Cedar Rapids, Iowa
Linn-Mar HS

- Earned a scholarship this summer after being a non-scholarship athlete
- Saw action in 34 career games, including 10 this season
- Missed the Abilene Christian game due to an injured foot, but played in next outing against Penn
- Saw three minutes of action in win over UTEP
- Grabbed a rebound in five minutes of action in win over Fairleigh Dickinson
- Snagged a defensive rebound in road win at Northwestern

Personal Bests

Points: 2, 5x, last vs. Minnesota, 2/17/13
Rebounds: 5 vs. SC State, 12/19/12
FGM: 1, 5x, last vs. Minnesota, 2/17/13
FGA: 4, vs. A&M-CC, 12/1/12
3-pt FG: - - -
3-pt FGA: 2 vs. SC State, 12/19/12
FTM: 1, 2x, last vs. Coppin St, 12/22/12
FTA: 2, 2x, last vs. Coppin St, 12/22/12
Assists: 1, 3x, last vs. UTPA, 11/9/12
Steals: 1 vs. Clemson, 11/29/11
Blocks: 1, 4x, last vs. Nebraska, 3/9/13
Minutes: 9 vs. UNC Wilmington, 11/8/13

2013-14 Game-by-Game

Opponent	Date	gs	min	Total		3-Pointers		Free throws		Rebounds				pf	a	t/o	blk	stl	pts	avg	
				fg-fga	pct	3fg-fga	pct	ft-fa	pct	off	def	tot	avg								
UNC WILMINGTON	11/08/13	9	0-1	.000	0-0	.000	0-0	.000	0	0	0	0	0	0	3	0	1	0	0	0	0.0
MD. EASTERN SHORE	11/14/13	8	1-3	.333	0-0	.000	0-0	.000	0	0	0	0	0	0	1	0	0	0	0	2	1.0
PENN	11/22/13	3	0-1	.000	0-0	.000	0-0	.000	1	1	2	0.7	1	0	0	0	0	0	0	0	0.7
vs UTEP	11/29/13	3	0-0	.000	0-0	.000	0-0	.000	0	0	0	0.5	0	0	0	0	0	0	0	0	0.5
vs Drake	12/07/13	1	0-0	.000	0-0	.000	0-0	.000	0	0	0	0.4	0	0	0	0	0	0	0	0	0.4
FAIRLEIGH DICKINSON	12/09/13	5	0-1	.000	0-0	.000	0-0	.000	0	1	1	0.5	0	0	0	0	0	0	0	0	0.3
at Iowa State	12/13/13	1	0-0	.000	0-0	.000	0-0	.000	0	0	0	0.4	1	0	0	0	0	0	0	0	0.3
ARKANSAS PINE BLUFF	12/22/13	6	0-0	.000	0-0	.000	1-2	.500	0	0	0	0.4	1	0	1	0	0	0	1	0.4	
NORTHWESTERN	01/09/14	1	0-0	.000	0-0	.000	0-0	.000	0	0	0	0.3	0	0	0	0	0	0	0	0	0.3
at Northwestern	01/25/14	2	0-0	.000	0-0	.000	0-0	.000	0	1	1	0.4	0	0	0	0	0	0	0	0	0.3
Totals		0	39	1-6	.167	0-0	.000	1-2	.500	1	3	4	0.4	7	0	2	0	0	3	0.3	

Games played: 10
 Minutes/game: 3.9
 Points/game: 0.3
 FG Pct: 16.7
 FT Pct: 50.0

Rebounds/game: 0.4
 Turnovers/game: 0.2

CAREER STATISTICS

YEAR	G/GS	FG-A	PCT	3-PT	PCT	FT-A	PCT	RB	AVG	PF-FO	AS	TO	BK	ST	PTS	AVG
Fresh.	12/0	2-5	.400	0-0	.000	0-0	.000	9	0.8	6-0	2	2	2	1	4	0.3
Soph.	12/0	3-11	.273	0-3	.000	2-5	.400	15	1.3	3-0	1	6	2	0	8	0.7
Junior	10/0	1-6	.167	0-0	.000	1-2	.500	4	0.4	7-0	0	2	0	0	3	0.3
TOTALS	34/0	6-22	.273	0-3	.000	3-7	.429	28	0.8	16-0	3	10	4	1	15	0.4



IOWA HAWKEYE BASKETBALL

Updated Iowa Player Bio

Okey Ukah



32

So., 6-5, 217, Forward
Iowa City, Iowa
West HS
Kirkwood CC

- Non-scholarship athlete
- Played in nine career games
- Scored one point and grabbed two rebounds in five minutes of action against Maryland Eastern Shore
- Scored two points in win over UTEP
- Equaled a career high with two rebounds in win over FDU
- Controlled an offensive rebound in road win at Northwestern

Personal Bests

Points: 1 vs. Md. Eastern Shore, 11/14/13
Rebounds: 2, 2x, last vs. FDU, 12/9/13
FGM: 1 vs. UTEP, 11/29/13
FGA: 1 2x, last vs. UTEP, 11/29/13
3-pt FG: ---
3-pt FGA: ---
FTM: 1 vs. Md. Eastern Shore, 11/14/13
FTA: 2 vs. Md. Eastern Shore, 11/14/13
Assists: ---
Steals: ---
Blocks: 1 vs. Md. Eastern Shore, 11/14/13
Minutes: 5, 2x, last vs. FDU, 12/9/13

2013-14 Game-by-Game

Opponent	Date	gs	min	Total		3-Pointers		Free throws		Rebounds				pf	a	t/o	blk	stl	pts	avg
				fg-fga	pct	3fg-fga	pct	ft-fa	pct	off	def	tot	avg							
UNC WILMINGTON	11/08/13	4	0-0	.000	0-0	.000	0-0	.000	0	1	1	1.0	0	0	0	0	0	0	0	0.0
MD. EASTERN SHORE	11/14/13	5	0-1	.000	0-0	.000	1-2	.500	1	1	2	1.5	0	0	0	1	0	1	0	0.5
ABILENE CHRISTIAN	11/17/13	2	0-0	.000	0-0	.000	0-0	.000	0	0	0	1.0	0	0	0	0	0	0	0	0.3
PENN	11/22/13	3	0-0	.000	0-0	.000	0-0	.000	0	0	0	0.8	0	0	0	0	0	0	0	0.3
vs UTEP	11/29/13	3	1-1	1.000	0-0	.000	0-0	.000	0	0	0	0.6	0	0	0	0	0	0	2	0.6
vs Drake	12/07/13	1	0-0	.000	0-0	.000	0-0	.000	0	0	0	0.5	0	0	0	0	0	0	0	0.5
FAIRLEIGH DICKINSON	12/09/13	5	0-2	.000	0-0	.000	0-0	.000	0	2	2	0.7	0	0	1	0	0	0	0	0.4
ARKANSAS PINE BLUFF	12/22/13	2	0-0	.000	0-0	.000	0-0	.000	0	0	0	0.6	0	0	0	0	0	0	0	0.4
at Northwestern	01/25/14	1	0-0	.000	0-0	.000	0-0	.000	1	0	1	0.7	0	0	0	0	0	0	0	0.3
Totals		0	26	1-4	.250	0-0	.000	1-2	.500	2	4	6	0.7	0	0	1	1	0	3	0.3

Games played: 9
 Minutes/game: 2.9
 Points/game: 0.3
 FG Pct: 25.0
 FT Pct: 50.0

Rebounds/game: 0.7
 Turnovers/game: 0.1
 Blocks/game: 0.1

CAREER STATISTICS

YEAR	G/GS	FG-A	PCT	3-PT	PCT	FT-A	PCT	RB	AVG	PF-FO	AS	TO	BK	ST	PTS	AVG
Soph.	9/0	1-4	.250	0-0	.000	1-2	.500	6	0.7	0-0	0	1	1	0	3	0.3



IOWA HAWKEYE BASKETBALL

Updated Iowa Player Bio

Jarrood Uthoff



20

So., 6-9, 208, Forward
Cedar Rapids, Iowa
Jefferson HS
Wisconsin

- Ranks second on the team in blocks (24), and third in scoring (9.2) and rebounding (5.5)
- Netted double figures 10 times, including seven of the last 12 games
- Made at least one field goal in all but one game this season (Xavier)
- Two double-doubles (UMES and FDU)
- Ranks seventh in the Big Ten in free throw percentage (.817)
- Pulled down seven or more rebounds in six contests
- Scored 14 points, blocked four shots and grabbed seven rebounds in first career game in win over UNC Wilmington
- Tallied a personal-best 19 points, missing only one shot (6-7 FG, 6-6 FT) in victory over Penn
- Grabbed 10 boards, scored eight points and went 2-2 from 3-point range in win over UTEP
- Netted eight of his 17 points at the foul line in win over Notre Dame
- Scored 13 points and grabbed a game-high nine boards in win over Drake
- Tallied a team-high 16 points, bolstered by sinking a career-high three 3-pointers, in win over Arkansas-Pine Bluff

2013-14 Game-by-Game

Opponent	Date	gs	min	Total		3-Pointers		Free throws		Rebounds				pf	a	t/o	blk	stl	pts	avg
				fg-fga	pct	3fg-fga	pct	ft-fa	pct	off	def	tot	avg							
UNC WILMINGTON	11/08/13	19	5-8	.625	1-1	1.000	3-3	1.000	1	6	7	7.0	1	0	0	4	0	14	14.0	
NEBRASKA-OMAHA	11/10/13	23	2-6	.333	0-1	.000	5-6	.833	4	3	7	7.0	1	1	2	1	0	9	11.5	
MD. EASTERN SHORE	11/14/13	18	3-7	.429	0-1	.000	5-6	.833	4	7	11	8.3	2	0	2	1	0	11	11.3	
ABILENE CHRISTIAN	11/17/13	23	2-4	.500	0-0	.000	2-2	1.000	0	5	5	7.5	1	3	0	3	1	6	10.0	
PENN	11/22/13	21	6-7	.857	1-1	1.000	6-6	1.000	1	3	4	6.8	0	2	2	1	1	19	11.8	
vs Xavier	11/28/13	17	0-3	.000	0-2	.000	0-0	.000	0	4	4	6.3	1	1	1	0	1	0	9.8	
vs UTEP	11/29/13	25	3-5	.600	2-2	1.000	0-0	.000	2	8	10	6.9	3	0	2	2	0	8	9.6	
vs Villanova	11/30/13	18	2-5	.400	0-0	.000	2-2	1.000	0	4	4	6.5	3	2	0	2	0	6	9.1	
NOTRE DAME	12/03/13	24	4-6	.667	1-1	1.000	8-10	.800	1	5	6	6.4	1	1	1	1	0	17	10.0	
vs Drake	12/07/13	21	4-8	.500	1-3	.333	4-4	1.000	3	6	9	6.7	1	0	0	2	0	13	10.3	
FAIRLEIGH DICKINSON	12/09/13	19	4-5	.800	1-1	1.000	1-3	.333	3	7	10	7.0	0	0	0	0	0	10	10.3	
at Iowa State	12/13/13	17	5-10	.500	0-2	.000	2-2	1.000	1	4	5	6.8	4	0	0	0	1	12	10.4	
ARKANSAS PINE BLUFF	12/22/13	26	6-8	.750	3-4	.750	1-2	.500	1	4	5	6.7	0	3	4	1	1	16	10.8	
NEBRASKA	12/31/13	22	3-4	.750	0-0	.000	5-7	.714	0	4	4	6.5	0	0	2	1	0	11	10.9	
at Wisconsin	01/05/14	16	3-4	.750	0-0	.000	0-0	.000	1	2	3	6.3	3	0	0	0	0	6	10.5	
NORTHWESTERN	01/09/14	19	2-5	.400	1-2	.500	2-2	1.000	1	2	3	6.1	1	2	1	3	1	7	10.3	
at Ohio State	01/12/14	26	4-7	.571	1-1	1.000	1-1	1.000	2	0	2	5.8	0	0	0	0	0	10	10.3	
MINNESOTA	01/19/14	18	1-3	.333	0-1	.000	2-2	1.000	0	3	3	5.7	2	1	2	1	0	4	9.9	
at Michigan	01/22/14	9	1-5	.200	0-0	.000	0-0	.000	2	1	3	5.5	2	0	2	0	1	2	9.5	
at Northwestern	01/25/14	16	1-1	1.000	0-0	.000	0-2	.000	0	4	4	5.5	2	1	1	1	1	2	9.2	
Totals		0	397	61-111	.550	12-23	.522	49-60	.817	27	82	109	5.5	28	17	22	24	8	183	9.2

Games played: 20
 Minutes/game: 19.9
 Points/game: 9.2
 FG Pct: 55.0
 3FG Pct: 52.2
 FT Pct: 81.7

Rebounds/game: 5.5
 Assists/game: 0.9
 Turnovers/game: 1.1
 Assist/turnover ratio: 0.8
 Steals/game: 0.4
 Blocks/game: 1.2

- Collected 11 points, all in the second half, and four rebounds in win over Nebraska
- Scored 10 points in road win at #3 Ohio State

Personal Bests

Points: 19 vs. Penn, 11/22/13
Rebounds: 11 vs. Md. Eastern Shore, 11/14/13
FGM: 6, 2x, last vs. Ark-Pine Bluff, 12/22/13
FGA: 10 vs. Iowa State 12/13/13
3-pt FG: 3, vs. Ark-Pine Bluff, 12/22/13
3-pt FGA: 4, vs. Ark-Pine Bluff, 12/22/13
FTM: 8 vs. Notre Dame, 12/3/13
FTA: 10 vs. Notre Dame, 12/3/13
Assists: 3, 2x, last vs. Ark-Pine Bluff, 12/22/13
Steals: 1, 6x, last at Northwestern, 1/25/14
Blocks: 4 vs. UNC Wilmington, 11/8/13
Minutes: 26, 2x, last at Ohio State, 1/12/14

CAREER STATISTICS

YEAR	G/GS	FG-A	PCT	3-PT	PCT	FT-A	PCT	RB	AVG	PF-FO	AS	TO	BK	ST	PTS	AVG
Soph.	20/0	61-111	.550	12-23	.522	49-60	.817	109	5.5	28-0	17	22	24	8	183	9.2



IOWA HAWKEYE BASKETBALL

Updated Iowa Player Bio

Aaron White



30

**Jr., 6-9, 220, Forward
Strongsville, Ohio
Strongsville HS**

- Shooting 16.5 percent better from the field this year compared to his sophomore campaign
- Ranks 26th in Iowa career scoring (1,151 points)
- Averaged 14.3 points and 6.9 rebounds the last 10 outings
- Netted career points No. 1,000 against Notre Dame on Dec. 3
- Scored in double figures in 13-of-20 games this season and 57 career times
- Has 11 career double-doubles, including three this season to share team lead (Nebraska-Omaha, Iowa State and Northwestern)
- Ranks first in the Big Ten, and 15th nationally, in field goal percentage (.633); fifth in free throw percentage (.840); 10th in rebounding (6.5); and 15th in scoring (13.7)
- Tallied 20+ points in back-to-back games (Nebraska-Omaha and UMES)
- Averaged 12 points & 4.3 boards at Battle 4 Atlantis
- Scored a game-high 17 points and grabbed four boards in win over UTEP
- Netted nine points against Villanova
- Amassed 20 points, seven rebounds and seven assists in win over Notre Dame, becoming the first Hawkeye to post those numbers in a game since Jake Kelly in the 2008-09 season
- First Hawkeye in 10 years to amass 25 points and 17 rebounds in a single-game when he accomplished the feat at #16 Iowa State
- Collected a team-high two steals to go along with 13 points and seven rebounds in win over Nebraska
- Posted 12 points and cleared eight boards at #4 Wisconsin
- Tallied 18 points, bolstered by 10-of-10 shooting from the free throw line, and snagged 10 boards in home win over Northwestern

2013-14 Game-by-Game

Opponent	Date	gs	min	Total		3-Pointers		Free throws		Rebounds				pf	a	t/o	blk	stl	pts	avg	
				fg-fga	pct	3fg-fga	pct	ft-fa	pct	off	def	tot	avg								
UNC WILMINGTON	11/08/13	*	19	4-6	.667	0-0	.000	2-2	1.000	0	6	6	6.0	0	2	2	0	1	10	10.0	
NEBRASKA-OMAHA	11/10/13	*	33	5-10	.500	0-2	.000	10-12	.833	4	11	15	10.5	2	2	4	0	1	20	15.0	
MD. EASTERN SHORE	11/14/13	*	17	9-10	.900	0-1	.000	4-5	.800	0	3	3	8.0	0	2	2	0	1	22	17.3	
ABILENE CHRISTIAN	11/17/13	*	17	4-5	.800	0-0	.000	1-1	1.000	0	7	7	7.8	1	3	2	0	1	9	15.3	
PENN	11/22/13	*	22	2-6	.333	0-0	.000	3-5	.600	2	5	7	7.6	0	0	0	0	1	7	13.6	
vs Xavier	11/28/13	*	34	3-7	.429	0-2	.000	4-5	.800	2	4	6	7.3	0	3	3	2	0	10	13.0	
vs UTEP	11/29/13	*	19	5-6	.833	0-0	.000	7-7	1.000	1	3	4	6.9	0	1	0	1	0	17	13.6	
vs Villanova	11/30/13	*	30	2-4	.500	1-1	1.000	4-5	.800	1	2	3	6.4	5	2	5	0	1	9	13.0	
NOTRE DAME	12/03/13	*	36	7-9	.778	0-0	.000	6-6	1.000	3	4	7	6.4	1	7	2	1	0	20	13.8	
vs Drake	12/07/13	*	22	3-5	.600	0-1	.000	1-2	.500	2	0	2	6.0	2	2	1	1	0	7	13.1	
FAIRLEIGH DICKINSON	12/09/13	*	16	3-4	.750	0-0	.000	2-2	1.000	1	1	2	5.6	1	3	1	0	3	8	12.6	
at Iowa State	12/13/13	*	32	11-15	.733	1-1	1.000	2-2	1.000	5	12	17	6.6	2	1	3	1	1	25	13.7	
ARKANSAS PINE BLUFF	12/22/13	*	8	3-3	1.000	0-0	.000	2-2	1.000	0	2	2	6.2	0	0	0	0	1	8	13.2	
NEBRASKA	12/31/13	*	37	5-10	.500	1-3	.333	2-4	.500	0	7	7	6.3	2	2	1	0	2	13	13.2	
at Wisconsin	01/05/14	*	31	3-5	.600	0-0	.000	6-8	.750	2	6	8	6.4	0	0	1	2	0	12	13.1	
NORTHWESTERN	01/09/14	*	30	4-7	.571	0-0	.000	10-10	1.000	2	8	10	6.6	1	5	4	0	1	18	13.4	
at Ohio State	01/12/14	*	32	8-12	.667	1-1	1.000	2-2	1.000	2	4	6	6.6	0	2	1	2	0	19	13.8	
MINNESOTA	01/19/14	*	23	4-5	.800	0-0	.000	10-11	.909	1	3	4	6.4	2	2	0	0	1	18	14.0	
at Michigan	01/22/14	*	34	6-12	.500	0-3	.000	5-8	.625	0	7	7	6.5	1	4	1	0	2	17	14.2	
at Northwestern	01/25/14	*	23	2-6	.333	0-1	.000	1-1	1.000	2	4	6	6.5	0	2	3	0	0	5	13.7	
Totals			20	515	93-147	.633	4-16	.250	84-100	.840	30	99	129	6.5	20	45	36	10	17	274	13.7

Games played: 20
 Minutes/game: 25.8
 Points/game: 13.7
 FG Pct: 63.3
 3FG Pct: 25.0
 FT Pct: 84.0

Rebounds/game: 6.5
 Assists/game: 2.3
 Turnovers/game: 1.8
 Assist/turnover ratio: 1.3
 Steals/game: 0.9
 Blocks/game: 0.5

- Scored 19 points and grabbed six rebounds in road win at #3 Ohio State
- Netted all 18 of his points in the second half in home win over Minnesota
- Scored 16 of his 17 points in the second half, including a stretch of 14-straight points, to go along with team bests in rebounds (7), steals (2) and assists (4) at #21 Michigan

Personal Bests

Points: 27 vs. Penn State, 1/31/13
Rebounds: 17 at Iowa State, 12/13/13
FGM: 11 at Iowa State, 12/13/13
FGA: 17 at Oregon, 3/18/12
3-pt FG: 2, 5x, last at Purdue, 1/27/13
3-pt FGA: 5 at Oregon, 3/18/13
FTM: 13 vs. Wisconsin, 1/19/13
FTA: 15 vs. Wisconsin, 1/19/13
Assists: 7 vs. Notre Dame, 12/3/13
Steals: 4, 2x, last at Indiana, 3/2/13
Blocks: 3, 3x, last vs. Minnesota, 2/17/13
Minutes: 37 vs. Nebraska, 12/31/13

CAREER STATISTICS

YEAR	G/GS	FG-A	PCT	3-PT	PCT	FT-A	PCT	RB	AVG	PF-FO	AS	TO	BK	ST	PTS	AVG
Fresh.	35/14	136-270	.504	17-61	.279	100-143	.699	199	5.7	73-2	31	49	23	31	389	11.1
Soph.	38/38	140-299	.468	15-66	.234	193-258	.748	234	6.2	54-0	51	62	27	41	488	12.8
Junior	20/20	93-147	.633	4-16	.250	84-100	.840	129	6.5	20-1	45	36	10	17	274	13.7
TOTALS	93/72	369-716	.515	36-143	.252	377-501	.752	562	6.0	147-3	127	147	60	89	1,151	12.4



IOWA HAWKEYE BASKETBALL

Updated Iowa Player Bio

Adam Woodbury



34

So., 7-1, 245, Center
Sioux City, Iowa
East HS

- Scored 10 points twice this season (Northwestern and Pine Bluff)
- Averaged seven points and five rebounds the last two games
- His six rebounds in Iowa's last game vs. Northwestern are the most by the center since Dec. 13 (11 at Iowa State)
- Missed only eight free throws this season (25-of-33) -- improved his free throw percentage by 24 percent this season compared to last year
- Scored five or more points 13 times this year
- Started all 58 games of his career, 38 as a freshman
- Netted seven points (3-3 FG, 1-1 FT) against Villanova
- Collected six points and six rebounds in win over Drake
- Scored eight points and snagged three rebounds in win over FDU
- Snagged a career-high 11 rebounds and equaled a personal-best two steals at #16 Iowa State

2013-14 Game-by-Game

Opponent	Date	gs	min	Total		3-Pointers		Free throws		Rebounds				pf	a	t/o	blk	stl	pts	avg	
				fg-fga	pct	3fg-fga	pct	ft-fa	pct	off	def	tot	avg								
UNC WILMINGTON	11/08/13	*	13	2-6	.333	0-0	.000	0-1	.000	1	4	5	5.0	4	1	0	1	0	4	4.0	
NEBRASKA-OMAHA	11/10/13	*	11	2-4	.500	0-0	.000	1-2	.500	2	1	3	4.0	1	1	3	1	0	5	4.5	
MD. EASTERN SHORE	11/14/13	*	19	1-3	.333	0-0	.000	2-2	1.000	1	5	6	4.7	2	0	1	1	0	4	4.3	
ABILENE CHRISTIAN	11/17/13	*	18	3-4	.750	0-0	.000	3-3	1.000	1	2	3	4.3	3	2	0	0	1	9	5.5	
PENN	11/22/13	*	20	2-6	.333	0-0	.000	2-3	.667	5	3	8	5.0	3	1	0	0	0	6	5.6	
vs Xavier	11/28/13	*	11	1-2	.500	0-0	.000	0-0	.000	1	0	1	4.3	5	1	2	0	0	2	5.0	
vs UTEP	11/29/13	*	14	1-4	.250	0-0	.000	0-0	.000	1	1	2	4.0	4	0	0	0	0	2	4.6	
vs Villanova	11/30/13	*	15	3-3	1.000	0-0	.000	1-1	1.000	0	1	1	3.6	1	0	1	0	0	7	4.9	
NOTRE DAME	12/03/13	*	15	2-3	.667	0-0	.000	2-2	1.000	1	2	3	3.6	1	3	3	0	0	6	5.0	
vs Drake	12/07/13	*	18	2-5	.400	0-0	.000	2-4	.500	3	3	6	3.8	2	1	0	0	1	6	5.1	
FAIRLEIGH DICKINSON	12/09/13	*	19	4-8	.500	0-0	.000	0-1	.000	2	1	3	3.7	3	1	0	1	0	8	5.4	
at Iowa State	12/13/13	*	25	2-5	.400	0-0	.000	1-2	.500	3	8	11	4.3	5	2	1	0	2	5	5.3	
ARKANSAS PINE BLUFF	12/22/13	*	18	3-4	.750	0-0	.000	4-4	1.000	2	2	4	4.3	2	4	2	0	2	10	5.7	
NEBRASKA	12/31/13	*	15	4-5	.800	0-0	.000	0-0	.000	2	2	4	4.3	1	1	1	1	0	8	5.9	
at Wisconsin	01/05/14	*	13	1-2	.500	0-0	.000	1-2	.500	1	2	3	4.2	4	0	0	1	1	3	5.7	
NORTHWESTERN	01/09/14	*	19	4-7	.571	0-0	.000	2-2	1.000	1	2	3	4.1	2	0	4	0	1	10	5.9	
at Ohio State	01/12/14	*	14	0-2	.000	0-0	.000	2-2	1.000	1	2	3	4.1	4	0	0	0	0	2	5.7	
MINNESOTA	01/19/14	*	10	0-2	.000	0-0	.000	0-0	.000	1	2	3	4.0	1	0	1	0	0	0	5.4	
at Michigan	01/22/14	*	22	3-3	1.000	0-0	.000	2-2	1.000	1	3	4	4.0	2	2	3	1	0	8	5.5	
at Northwestern	01/25/14	*	22	3-7	.429	0-0	.000	0-0	.000	1	5	6	4.1	1	1	1	1	1	6	5.6	
Totals			20	331	43-85	.506	0-0	.000	25-33	.758	31	51	82	4.1	51	21	23	8	9	111	5.6

Games played: 20
 Minutes/game: 16.6
 Points/game: 5.6
 FG Pct: 50.6
 FT Pct: 75.8

Rebounds/game: 4.1
 Assists/game: 1.1
 Turnovers/game: 1.2
 Assist/turnover ratio: 0.9
 Steals/game: 0.5
 Blocks/game: 0.4

- Tallied a season-high 10 points to go along with career bests in assists (4) and steals (2) in win over Arkansas-Pine Bluff
- Had eight points and four rebounds in win over Nebraska
- Netted 10 points and grabbed three rebounds in home win over Northwestern
- Scored eight points (3-of-3 FG, 2-of-2 FT) and snagged four rebounds at #21 Michigan
- Collected six rebounds and six points in road win at Northwestern

Personal Bests

Points: 13 vs. A&M-CC, 12/1/12
Rebounds: 11 at Iowa State, 12/13/13
FGM: 6 vs. Nebraska, 3/9/13
FGA: 8, 2x, last vs. Maryland, 4/2/13
FTM: 4, vs. Ark-Pine Bluff, 12/22/13
FTA: 5 at Virginia Tech, 11/27/12
Assists: 4 vs. Ark-Pine Bluff, 12/22/13
Steals: 2, 6x, last vs. Ark-Pine Bluff, 12/22/13
Blocks: 3, 3x, last vs. Penn State, 1/31/13
Minutes: 29 vs. Maryland, 4/2/13

CAREER STATISTICS

YEAR	G/GS	FG-A	PCT	3-PT	PCT	FT-A	PCT	RB	AVG	PF-FO	AS	TO	BK	ST	PTS	AVG
Fresh.	38/38	81-166	.488	0-0	.000	26-51	.510	181	4.8	96-1	22	48	29	16	188	4.9
Soph.	20/20	43-85	.506	0-0	.000	25-33	.758	82	4.1	51-2	21	23	8	9	111	5.6
TOTALS	58/58	124-251	.494	0-0	.000	51-84	.607	263	4.5	147-3	43	71	37	25	299	5.2



IOWA HAWKEYE BASKETBALL

Game-by-Game Results

Overall: 16-4 Big Ten: 5-2 Home: 11-0 Away: 2-3 Neutral: 3-1

Date	Opponent	Result	Attend.	Top Scorer	Top Rebounder
Nov. 8	UNC Wilmington	W, 82-39	15,293	14, Jarrod Uthoff	7, McCabe, Uthoff, Olaseni
Nov. 10	Nebraska-Omaha	W, 83-75	14,271	20, Aaron White	15, Aaron White
Nov. 14	Maryland Eastern Shore	W, 109-63	13,374	22, Aaron White	11, Jarrod Uthoff
Nov. 17	Abilene Christian	W, 103-41	14,733	27, Roy Devyn Marble	7, Aaron White
Nov. 22	Penn	W, 86-55	15,400	19, Jarrod Uthoff	8, Adam Woodbury
^ Nov. 28	vs. Xavier	W, 77-74 (OT)	2,258	30, Roy Devyn Marble	11, Gabriel Olaseni
^ Nov. 29	vs. UTEP	W, 89-53	2,664	17, Aaron White	10, Jarrod Uthoff
^ Nov. 30	vs. Villanova	L, 83-88 (OT)	2,593	24, Roy Devyn Marble	6, Melsahn Basabe
\$ Dec. 3	Notre Dame	W, 98-93	15,400	20, Aaron White	7, Aaron White
# Dec. 7	vs. Drake	W, 83-66	14,512	15, Melsahn Basabe	9, Jarrod Uthoff
Dec. 9	Fairleigh Dickinson	W, 92-59	13,501	14, Gabriel Olaseni	11, Melsahn Basabe
+ Dec. 13	at #16 Iowa State	L, 82-85	14,384	25, Aaron White	17, Aaron White
Dec. 22	Arkansas-Pine Bluff	W, 86-61	15,400	16, Jarrod Uthoff	7, Zach McCabe
* Dec. 31	Nebraska	W, 67-57	15,400	15, Roy Devyn Marble	8, Roy Devyn Marble
* Jan. 5	at #4 Wisconsin	L, 71-75	17,249	27, Roy Devyn Marble	9, Melsahn Basabe
* Jan. 9	Northwestern	W, 93-67	14,016	18, Aaron White	10, Basabe, White
* Jan. 12	at #3 Ohio State	W, 84-74	18,809	22, Roy Devyn Marble	10, Melsahn Basabe
* Jan. 19	Minnesota	W, 94-73	15,400	18, Aaron White	7, Basabe, Olaseni
* Jan. 22	at #21 Michigan	L, 75-57	12,707	17, White, Basabe	7, Aaron White
* Jan. 25	at Northwestern	W, 76-50	8,117	14, Marble, Olaseni	10, Gabriel Olaseni

^ - Battle 4 Atlantis -- Paradise Island, Bahamas

\$ - Big Ten / ACC Challenge

+ - Iowa Corn Cy-Hawk Series

- Hy-Vee Big Four Classic -- Des Moines, Iowa

* - Big Ten Conference Game

% - Big Ten Tournament -- Indianapolis

Attendance Summary	Games	Totals	Average
Home	11	162,188	14,744
Away	5	71,266	14,253
Neutral	4	22,027	5,506
Totals	20	255,481	12,774



IOWA HAWKEYE BASKETBALL

Game-by-Game Statistics

Team	Score	FG-A	PCT	3-PT. FG	PCT	FT-A	PCT	REB	PF	AS	TO	BS	ST
at Iowa	82	31-67	.463	4-12	.333	16-24	.667	56	10	19	10	12	7
UNC-Wilmington	39	16-72	.222	2-23	.087	5-10	.500	43	20	6	14	1	6
at Iowa	83	21-56	.375	3-14	.214	38-49	.776	49	15	12	18	7	7
Nebraska-Omaha	75	28-71	.394	8-28	.286	11-16	.688	37	30	14	16	2	11
at Iowa	109	35-68	.515	7-17	.412	32-43	.744	57	18	24	12	6	8
Maryland Eastern Shore	63	24-75	.320	4-25	.160	11-18	.611	37	27	9	15	1	8
at Iowa	103	38-61	.623	9-21	.429	18-22	.818	36	10	25	5	5	11
Abilene Christian	41	14-54	.259	3-23	.130	10-12	.833	30	21	6	19	0	3
at Iowa	86	26-66	.394	6-18	.333	28-40	.700	44	17	11	10	5	14
Penn	55	21-58	.362	3-23	.130	10-16	.625	41	29	15	25	4	2
Iowa	77	24-68	.353	6-23	.261	23-34	.676	45	23	17	12	8	6
vs. Xavier (OT)	74	25-64	.391	6-24	.250	18-28	.643	49	27	12	19	6	4
Iowa	89	31-59	.525	9-16	.563	18-22	.818	46	17	22	5	4	2
vs. UTEP	53	18-52	.346	5-22	.227	12-21	.571	24	17	11	7	2	4
Iowa	83	29-69	.420	11-24	.458	14-21	.667	36	28	18	17	6	8
vs. Villanova (OT)	88	27-63	.429	14-38	.368	20-30	.667	48	19	14	20	7	5
at Iowa	98	33-58	.569	7-13	.538	25-29	.862	36	15	20	12	5	3
Notre Dame	93	35-68	.515	8-17	.471	15-19	.789	26	22	20	7	2	7
Iowa	83	29-64	.453	3-18	.167	22-30	.733	47	15	11	5	6	5
vs. Drake	66	23-58	.397	12-29	.414	8-10	.800	28	21	13	9	1	3
at Iowa	92	34-70	.486	4-11	.364	20-27	.741	54	13	19	8	3	8
Fairleigh Dickinson	59	21-65	.323	7-22	.318	10-14	.714	32	22	11	10	8	7
Iowa	82	32-69	.464	4-17	.235	14-21	.667	49	27	19	11	1	6
at #16 Iowa State	85	28-59	.475	6-17	.353	23-36	.639	35	20	19	10	2	5
at Iowa	86	29-47	.617	10-17	.588	18-27	.667	42	12	22	27	4	10
Arkansas-Pine Bluff	61	22-65	.338	8-26	.308	9-17	.529	27	20	14	18	2	19
at Iowa	67	22-48	.458	1-6	.167	22-39	.564	42	17	10	15	8	6
Nebraska	57	20-67	.299	5-18	.278	12-18	.667	44	28	9	12	1	10
Iowa	71	25-64	.391	4-10	.400	17-25	.680	42	23	10	10	5	7
at #4 Wisconsin	75	20-53	.377	10-22	.455	25-35	.714	35	22	11	12	6	2
at Iowa	93	29-51	.569	8-14	.571	27-36	.750	41	20	22	15	6	10
Northwestern	67	23-59	.390	5-24	.208	16-25	.640	28	28	4	13	2	6
Iowa	84	29-61	.475	5-17	.294	21-26	.808	40	18	14	10	4	5
at #3 Ohio State	74	25-56	.446	7-21	.333	17-24	.708	31	22	15	17	1	8
at Iowa	94	29-59	.492	9-20	.450	27-37	.730	40	21	12	10	1	6
Minnesota	73	26-58	.448	5-16	.313	16-24	.667	33	29	11	13	5	7
Iowa	67	25-53	.472	2-10	.200	15-21	.714	33	17	14	14	2	6
at #21 Michigan	75	27-58	.466	8-27	.296	13-16	.813	32	16	15	10	2	9
Iowa	74	28-54	.519	5-12	.417	15-20	.750	44	12	17	15	3	7
Northwestern	50	20-55	.364	4-20	.200	6-9	.667	20	18	12	10	7	8



IOWA HAWKEYE BASKETBALL

Season & Career Bests

Season Bests

Player	Points	3-Pointers	Rebounds	Assists	Blocks	Steals
Melsahn Basabe	17, Michigan	- - -	11, FDU	1, three times	3, Nebraska	3, Villanova
Anthony Clemmons	11, Omaha	2, UA-Pine Bluff	4, UTEP	7, Xavier	2, Omaha	1, ten times
Kyle Denning	3, twice	1, twice	1, three times	2, ACU	- - -	1, ACU
Mike Gesell	11, four times	2, four times	5, twice	7, three times	1, twice	3, Wisconsin
Peter Jok	15, ACU	3, ACU	7, Drake	4, twice	1, twice	2, ACU
Roy Devyn Marble	30, Xavier	4, twice	8, Nebraska	6, three times	2, Ohio State	6, Penn
Zach McCabe	14, twice	4, Villanova	7, UNCW	3, three times	- - -	3, Minnesota
Kyle Meyer	3, UMES	1, UMES	7, UMES	2, UMES	1, Northwestern	1, ACU
Josh Oglesby	17, Minnesota	5, Minnesota	3, twice	2, twice	1, Nebraska	1, UA-Pine Bluff
Gabriel Olaseni	14, twice	- - -	11, Xavier	2, twice	5, UNCW	1, four times
Darius Stokes	2, UMES	- - -	2, Penn	- - -	- - -	- - -
Okey Ukah	2, UTEP	- - -	2, twice	- - -	1, UMES	- - -
Jarrod Uthoff	19, Penn	3, UA-Pine Bluff	11, UMES	3, twice	4, UNCW	1, eight times
Aaron White	25, Iowa State	1, three times	17, Iowa State	7, Notre Dame	2, Wisconsin	3, FDU
Adam Woodbury	10, twice	- - -	11, Iowa State	4, UA-Pine Bluff	2, Xavier	2, twice

Career Bests

Player	Points	3-Pointers	Rebounds	Assists	Blocks	Steals
Melsahn Basabe	25, Michigan, '11	- - -	14, Iowa State, '10	2, four times	7, Iowa State, '10	3, Villanova, '13
Anthony Clemmons	14, Iowa State, '12	2, four times	4, four times	9, Coppin St., '12	2, Omaha, '13	3, three times
Kyle Denning	6, SCSU, '12	2, SCSU, '12	1, twice	2, twice	- - -	1, twice
Mike Gesell	23, UNI, '12	4, UNI, '12	6, twice	8, SCSU	1, twelve times	4, Minnesota, '13
Peter Jok	15, ACU, '13	3, ACU, '13	7, Drake, '13	4, twice	1, ACU, '13	2, ACU, '13
Roy Devyn Marble	31, Oregon, '12	7, Oregon, '12	9, Indiana, '12	8, Wisconsin, '12	3, Boise State, '11	6, Penn, '13
Zach McCabe	20, three times	4, four times	10, Minnesota, '12	4, Minnesota, '12	2, twice	4, five times
Kyle Meyer	3, UMES, '13	1, UMES, '13	7, UMES, '13	2, UMES, '13	1, Northwestern, '14	1, ACU, '13
Josh Oglesby	24, Indiana, '12	6, Indiana, '12	5, twice	4, two times	2, Wichita St., '12	2, three times
Gabriel Olaseni	14, twice	- - -	11, Xavier, '13	3, Nebraska	7, Illinois, '13	2, twice
Okey Ukah	2, UTEP, '13	- - -	2, twice	- - -	1, UMES, '13	- - -
Jarrod Uthoff	19, Penn, '13	3, UAPB, '13	11, UMES, '13	3, twice	4, UNCW, '13	1, seven times
Darius Stokes	2, six times	- - -	5, SCSU, '12	1, three times	1, four times	1, Clemson, '11
Aaron White	27, Penn State, '13	2, four times	17, Iowa State, '13	7, Notre Dame, '13	3, three times	4, twice
Adam Woodbury	13, A&M-CC, '12	- - -	11, Iowa State, '13	4, UA-Pine Bluff, '13	3, three times	2, six times



IOWA HAWKEYE BASKETBALL

Season Highs And Lows/Specialty Statistics

CATEGORY	IOWA		OPPONENTS	
<u>Points</u>	High	109	Md. Eastern Shore	93
	Low	67	Nebraska/Michigan	39
<u>FG Made</u>	High	38	Abilene Christian	35
	Low	21	Nebraska-Omaha	14
<u>FG Att.</u>	High	70	Fairleigh Dickinson	75
	Low	48	Nebraska	52
<u>FG%</u>	High	.623	Abilene Christian	.515
	Low	.353	Xavier	.222
<u>3FG Made</u>	High	11	Villanova	14
	Low	1	Nebraska	2
<u>3FG Att.</u>	High	24	Villanova	38
	Low	6	Nebraska	16
<u>3FG%</u>	High	.588	Arkansas-Pine Bluff	.471
	Low	.167	Drake/Nebraska	.087
<u>FTM</u>	High	38	Nebraska-Omaha	25
	Low	14	Villanova/Iowa State	5
<u>FTA</u>	High	49	Nebraska-Omaha	36
	Low	20	Northwestern	9
<u>FT% (min. 10)</u>	High	.862	Notre Dame	.833
	Low	.564	Nebraska	.500
<u>Off. Reb.</u>	High	20	Nebraska-Omaha/Xavier	19
	Low	5	Abilene Christian	5
<u>Def. Reb.</u>	High	40	UNC Wilmington	32
	Low	23	Michigan	12
<u>Total Reb.</u>	High	57	Md. Eastern Shore	49
	Low	33	Michigan	20
<u>Assists</u>	High	25	Abilene Christian	20
	Low	10	Nebraska/Wisconsin	4
<u>Steals</u>	High	14	Penn	19
	Low	2	UTEP	2
<u>Blocks</u>	High	12	UNC Wilmington	8
	Low	1	Iowa State/Minnesota	0
<u>Turnovers</u>	High	27	Arkansas-Pine Bluff	25
	Low	5	Abilene Christian/UTEP/Drake	7
<u>Fouls</u>	High	28	Villanova	30
	Low	10	UNCW/Abilene Christian	16

GAME-BY-GAME SPECIALTY STATS

Date	Opponent	Pts. Off		Pts. in		2nd	Bench
		TO's	Paint	Chance	Points		
11/8	UNC-Wilmington	16-7	42-16	14-10	49-16		
11/10	Nebraska-Omaha	17-23	30-26	13-19	35-15		
11/14	Md.-Eastern Shore	18-21	44-30	16-16	53-19		
11/17	Abilene Christian	29-4	46-16	9-5	51-16		
11/22	Penn	30-10	30-30	13-14	45-12		
11/28	vs. Xavier	22-19	29-38	23-12	24-20		
11/29	vs. UTEP	14-2	35-24	14-7	48-24		
11/30	vs. Villanova	24-16	30-24	6-17	31-36		
12/3	Notre Dame	4-20	38-50	12-15	39-7		
12/7	vs. Drake	13-5	42-12	29-5	39-7		
12/9	Fairleigh Dickinson	13-6	54-26	24-5	51-28		
12/13	at #16 Iowa State	13-12	46-42	13-12	18-19		
12/22	Arkansas-Pine Bluff	18-20	32-28	15-7	47-24		
12/31	Nebraska	13-13	38-22	11-15	19-12		
1/5	at #4 Wisconsin	10-6	36-12	23-7	18-16		
1/9	Northwestern	16-12	34-26	9-12	25-27		
1/12	at #3 Ohio State	27-11	44-32	7-14	19-23		
1/19	Minnesota	27-15	28-34	21-14	43-18		
1/22	at #21 Michigan	10-20	38-32	12-14	8-11		
1/25	at Northwestern	8-8	32-22	10-6	32-13		

IOWA AND OPPONENT INDIVIDUAL HIGH PERFORMANCES

CATEGORY	IOWA	OPPONENTS
<u>Points</u>	30	Garrick Sherman (Notre Dame)
<u>Field Goals Made</u>	11 (11-15)	Garrick Sherman (Notre Dame)
<u>Field Goals Attempted</u>	24	Isaac Smith (Md. Eastern Shore)
<u>Field Goal Percentage (min. 5 made)</u>	.900 (9-10)	Jordan Morgan (Michigan)
<u>3-Point Field Goals Made</u>	5 (5-7)	Chris Caird (Drake)
<u>3-Point Field Goals Attempted</u>	10 (4-10)	CJ Carter (Nebraska-Omaha)
<u>3-Point Field Goals Pct. (min. 4 made)</u>	.800 (4-5)	Eric Atkins (Notre Dame)
<u>Free Throws Made</u>	11 (11-14)	Two Players
<u>Free Throws Attempted</u>	14 (11-14)	Georges Niang (Iowa State)
<u>Free Throw Pct. (min. 7 made)</u>	1.00 (10-10)	Andre Hollins (Minnesota)
<u>Offensive Rebounds</u>	7	Walter Pitchford (Nebraska)
<u>Defensive Rebounds</u>	12	Dustin Hogue (Iowa State)
<u>Total Rebounds</u>	17	Dustin Hogue (Iowa State)
<u>Assists</u>	7	Jerian Grant (Notre Dame)
<u>Steals</u>	6	Two players
<u>Blocks</u>	5	Three players
<u>Turnovers</u>	5	Traevon Jackson



IOWA HAWKEYE BASKETBALL

The Last Time...

The Last Time a Player . . .

Had 30 or more points

Iowa -- 30, Roy Devyn Marble, Xavier, 11/28/13
Opponent -- 30, Tim Hardaway Jr., Michigan, 2/19/11

Made at least 90% of his FGA (10 att.)

Iowa -- .909 (9-10), Luke Recker vs. Purdue, 3/07/02
Opponent -- .900 (9-10), E.J. Singler, Oregon, 3/18/12

Made 100% of his FTA (10 att.)

Iowa -- 1.000 (10-10), Aaron White vs. Northwestern, 1/9/14
Opponent -- 1.000 (10-10), Morris Smith IV, UTSA, 11/15/09

Had 15 or more rebounds

Iowa -- 17, Aaron White vs. Iowa State, 12/13/13
Opponent -- 16, Dustin Hogue, Iowa State, 12/13/13

Had 10 or more assists

Iowa -- 11, Bryce Cartwright vs. Oregon, 3/18/12
Opponent -- 10, Jerian Grant, Notre Dame, 12/3/13

Had 5 or more blocks

Iowa -- 5, Gabriel Olaseni vs. UNC Wilmington, 11/8/13
Opponent -- 5, Austin Isaiah, Baylor, 4/4/13

Had 5 or more steals

Iowa -- 6, Roy Devyn Marble, 11/22/13
Opponent -- 5, Sanjay Lumpkin, 1/25/14

The Last Time a Team . . .

Scored 100 or more points

Iowa -- 103 vs. Abilene Christian, 11/17/13
Opponent -- 108 by Oregon, 3/18/12

Scored 40 or fewer points

Iowa -- 40 at Wisconsin, 3/3/10
Opponent -- 39 by UNC Wilmington, 11/8/13

Won an overtime game

Iowa -- 77-74 (OT) vs. Xavier, 11/28/13
Opponent -- 88-83 (OT), Villanova, 11/30/13

Made at least 60% of its FGA (20 att.)

Iowa -- .617 (29-47) vs. Arkansas-Pine Bluff, 12/22/13
Opponent -- .617 (37-60) by Michigan State, 1/10/2012

Made at least 50% of its 3-pt. FGA (8 att.)

Iowa -- .571 (8-14) vs. Northwestern, 1/9/14
Opponent -- .520 (13-25) by Northwestern, 2/9/12

Made at least 90% of its FTA (10 att.)

Iowa -- 1.000 (15-15) vs. Virginia, 3/27/13
Opponents -- .909 (10-11) by Indiana State, 2/20/13



IOWA HAWKEYE BASKETBALL

2013-14 Iowa Record When . . .

When playing at home:	11-0	When leading at the half:	13-3	When wearing White:	7-0
When playing on the road:	2-3	When trailing at the half:	3-1	When wearing Black:	6-4
When playing on a neutral court:	3-1	When tied at the half:	0-0	When wearing Gold:	3-0
When Iowa scores 100 points or more:	2-0	Iowa field goal percentage at home:	327-651	.502	
When Iowa scores 90-99 points:	4-0	Iowa field goal percentage on road:	248-556	.446	
When Iowa scores 80-89 points:	7-2	Iowa 3-point percentage at home:	68-163	.417	
When Iowa scores 70-79 points:	2-1	Iowa 3-point percentage on road:	49-147	.333	
When Iowa scores under 70 points:	1-1	Iowa free throw percentage at home:	271-373	.727	
		Iowa free throw percentage on road:	159-220	.723	
When opponent scores 100 points or more:	0-0	On Sunday:	5-1		
When opponent scores 90-99 points:	1-0	On Monday:	1-0		
When opponent scores 80-89 points:	0-2	On Tuesday:	2-0		
When opponent scores 70-79 points:	4-2	On Wednesday:	0-1		
When opponent scores 60-69 points:	4-0	On Thursday:	3-0		
When opponent scores fewer than 60 points:	7-0	On Friday:	3-1		
When Iowa shoots at least 50% from the field:	7-0	On Saturday:	2-1		
When Iowa shoots less than 50% from the field:	9-4	On BTN:	6-2		
When opponent shoots at least 50% from the field:	1-0	On CBS:	1-0		
When opponent shoots less than 50% from the field:	15-4	On ESPN:	0-0		
When Iowa has higher FG% than opponent:	14-2	On ESPN2:	1-0		
When opponent has higher FG%:	2-2	On ESPNU:	1-1		
When FG% is equal:	0-0	On Mediacom:	2-0		
When Iowa outrebounds opponent:	13-3	On NBC SN:	2-1		
When opponent has more rebounds:	2-1	BTN.com:	0-0		
When rebounds are equal:	0-0	On CBS SN:	0-0		
When Iowa shoots at least 80% from the line:	4-0	Most Points, First Half: 56 vs. Md. Eastern Shore			
When Iowa shoots less than 80% from the line:	12-4	Fewest Points, First Half: 30 vs. Xavier/Nebraska/Northwestern			
When opponent shoots at least 80% from the line:	2-1	Most Points Allowed, First Half: 43, 3x, last vs. Minnesota			
When opponent shoots less than 80% from the line:	14-3	Fewest Points Allowed, First Half: 12 vs. UNC Wilmington			
When Iowa shoots more free throws than opponent:	16-1	Most Points, Second Half: 57 vs. Abilene Christian			
When opponent shoots more free throws:	0-3	Fewest Points, Second Half: 30 vs. Villanova			
When free throws attempts are equal:	0-0	Most Points Allowed, Second Half: 51 vs. Wisconsin			
When Iowa has higher FT% than opponent:	13-1	Fewest Points Allowed, Second Half: 19 vs. Abilene Christian			
When opponent has higher FT%:	3-2	Largest Halftime Advantage: 37 vs. Arkansas-Pine Bluff			
When FT% is equal:	0-1	Largest Halftime Deficit: 7 vs. Nebraska-Omaha/Xavier			
When Iowa shoots at least 50% from 3-point range:	4-0				
When Iowa shoots less than 50% from 3-point range:	12-4				
When opponent shoots at least 50% from 3-point range:	0-0				
When opponent shoots less than 50% from 3-point range:	16-4				
When Iowa has a higher 3-point FG% than opponent:	12-1				
When opponent has a higher 3-point FG%:	4-3				
When 3-point FG% is equal:	0-0				
When Iowa has more assists than opponent:	11-1				
When opponent has more assists:	4-2				
When assists are equal:	1-1				
When Iowa has fewer turnovers than opponent:	10-2				
When opponent has fewer turnovers:	6-2				
When turnovers are equal:	0-0				
When Iowa has more steals than opponent:	6-3				
When opponent has more steals:	9-1				
When steals are equal:	1-0				



IOWA HAWKEYE BASKETBALL

Under McCaffery... Iowa Record When . . .

When playing at home:	51-16	When leading at the half:	58-16	When wearing White:	43-17
When playing on the road:	10-29	When trailing at the half:	10-38	When wearing Black:	16-36
When playing on a neutral court:	9-9	When tied at the half:	2-0	When wearing Gold:	11-1

When Iowa scores 100 points or more:	4-0	Iowa field goal percentage at home:	1774-3832	.463
When Iowa scores 90-99 points:	8-1	Iowa field goal percentage on road:	1377-3261	.422
When Iowa scores 80-89 points:	18-3	Iowa 3-point percentage at home:	368-1067	.345
When Iowa scores 70-79 points:	22-16	Iowa 3-point percentage on road:	288-888	.324
When Iowa scores under 70 points:	18-34	Iowa free throw percentage at home:	1186-1637	.724
		Iowa free throw percentage on road:	817-1173	.697

When opponent scores 100 points or more:	0-2
When opponent scores 90-99 points:	1-5
When opponent scores 80-89 points:	0-11
When opponent scores 70-79 points:	12-23
When opponent scores 60-69 points:	22-12
When opponent scores fewer than 60 points:	35-1

On Sunday:	9-13
On Monday:	4-2
On Tuesday:	10-8
On Wednesday:	8-11
On Thursday:	9-7
On Friday:	9-6
On Saturday:	19-6

When Iowa shoots at least 50% from the field:	18-6
When Iowa shoots less than 50% from the field:	52-48
When opponent shoots at least 50% from the field:	3-25
When opponent shoots less than 50% from the field:	67-29
When Iowa has higher FG% than opponent:	62-12
When opponent has higher FG%:	8-40
When FG% is equal:	1-1

On BTN:	27-32
On CBS:	1-0
On ESPN:	2-2
On ESPN2:	7-4
On ESPNU:	7-8
On Mediacom:	10-0
On CBS SN:	1-1
On NBC SN:	2-1

When Iowa outrebounds opponent:	59-18
When opponent has more rebounds:	11-35
When rebounds are equal:	0-1

When Iowa shoots at least 80% from the line:	18-9
When Iowa shoots less than 80% from the line:	52-45
When opponent shoots at least 80% from the line:	15-12
When opponent shoots less than 80% from the line:	56-42
When Iowa shoots more free throws than opponent:	61-21
When opponent shoots more free throws:	7-32
When free throws attempts are equal:	2-1
When Iowa has higher FT% than opponent:	47-21
When opponent has higher FT%:	23-32
When FT% is equal:	0-1

Most Points, First Half: 56 vs. Md. Eastern Shore, '13
Fewest Points, First Half: 14 vs. Indiana, '13
Most Points Allowed, First Half: 55 vs. Michigan State, '12
Fewest Points Allowed, First Half: 12 vs. UNC Wilmington, '13
Most Points, Second Half: 58 vs. SIU-Edwardsville, '10
Fewest Points, Second Half: 24 vs. Wisconsin, '12
Most Points Allowed, Second Half: 61 at Oregon, '12
Fewest Points Allowed, Second Half: 16 vs. UNI, '10
Largest Halftime Advantage: 37 vs. Arkansas-Pine Bluff, '13
Largest Halftime Deficit: 22 at Michigan State, '12

When Iowa shoots at least 50% from 3-point range:	9-4
When Iowa shoots less than 50% from 3-point range:	61-50
When opponent shoots at least 50% from 3-point range:	1-10
When opponent shoots less than 50% from 3-point range:	69-44
When Iowa has a higher 3-point FG% than opponent:	46-22
When opponent has a higher 3-point FG%:	21-34
When 3-point FG% is equal:	0-1

When Iowa has more assists than opponent:	51-13
When opponent has more assists:	16-37
When assists are equal:	3-4

When Iowa has fewer turnovers than opponent:	43-19
When opponent has fewer turnovers:	22-30
When turnovers are equal:	5-5
When Iowa has more steals than opponent:	40-25
When opponent has more steals:	24-26
When steals are equal:	6-2



IOWA HAWKEYE BASKETBALL

Iowa Superlatives Under McCaffery

TEAM

Most Points Scored

1. 111 – SIU Edwardsville (11/26/10)
2. **109 -- Md. Eastern Shore (11/14/13)**
3. **103 -- Abilene Christian (11/17/13)**
4. 105 – Central Arkansas (12/19/11)
5. **98 – Notre Dame (12/3/13)**

Fewest Points Allowed

1. 36 -- Howard (11/15/12)
2. **39 -- UNC Wilmington (11/8/13)**
3. 40 – Louisiana Monroe (11/16/10)
4. 41 -- Abilene Christian (11/17/13)
5. 46 -- SC State (12/19/12)

Field Goals Made

1. 42 – Central Arkansas (12/19/11)
2. **38 -- Abilene Christian (11/17/13)**
3. 37 – SIU Edwardsville (11/26/10)
37 – Oregon (3/18/12)
5. **35 -- Md. Eastern Shore (11/14/13)**

Field Goals Attempted

1. 79 – Oregon (3/18/12)
2. 76 – Central Arkansas (12/19/11)
76 -- South Dakota (12/4/12)
4. 74 -- Wisconsin (2/6/13)
5. 71 – Wake Forest (11/30/10)

Field Goal Percentage (20 Made)

1. .630 – Indiana (1/29/12)
2. **.623 -- Abilene Christian (11/17/13)**
3. **.617 -- Arkansas-Pine Bluff (12/22/13)**
4. .587 – SIU Edwardsville (11/26/10)
5. .577 – Indiana (1/23/11)
.577 – Michigan St (2/2/11)

3-Point Field Goals Made

1. 13 – Northern Illinois (11/17/11)
2. 12 -- Northern Iowa (12/15/12)
3. **11 -- Villanova (11/30/13)**
11 -- SC State (12/19/12)
5. **10 -- Arkansas-Pine Bluff (12/22/13)**
10 – SIU Edwardsville (11/26/10)
10 – Wisconsin (2/23/12)
10 – Mich St (3/9/12)
10 – Oregon (3/18/12)

3-Point Field Goals Attempted

1. 28 – Minnesota (2/13/11)
2. 27 – Chicago St (11/11/11)
3. 26 – North Carolina A&T (11/14/11)
4. 25 – Northern Iowa (12/15/12)
5. 24 – Illinois (12/29/10)
24 -- Villanova (11/30/13)

3-Point FG Percentage (10 Made)

1. .619 (13-21) Northern Illinois (11/17/11)
2. **.588 (10-17) Arkansas-Pine Bluff (12/22/13)**
3. 556 (10-18) SIUE (11/26/10)
.556 (10-18) Wisconsin (2/23/12)
4. **.538 (7-13) Notre Dame (12/3/13)**

Free Throws Made

1. **38 -- Nebraska-Omaha (11/10/13)**
2. **32 -- Md. Eastern Shore (11/14/13)**
3. 31 -- Wichita St (11/21/12)
- 31 -- Penn St (1/31/13)
5. 29 – Penn St (2/4/12)

Free Throws Attempted

1. **49 -- Nebraska-Omaha (11/10/13)**
2. **43 -- UM Eastern Shore (11/14/13)**
3. **40 -- Penn (11/22/13)**
4. 39 – Indiana (1/23/11)
39 -- Wichita St (11/21/12)
39 -- Penn St (1/31/13)
5. **39 -- Nebraska (12/31/13)**

Free Throw Percentage (10 Made)

1. 1.000 (15-15) Virginia (3/27/13)
2. .917 (11-12) Michigan St (3/15/13)
3. .909 (20-22) Clemson (11/29/11)
4. .895 (17-19) South Dakota (12/4/12)
5. .880 (22-25) Iowa St (12/9/11)

Most Rebounds

1. **57 -- Md. Eastern Shore (11/14/13)**
2. **56 -- UNC Wilmington (11/8/13)**
56 – Brown (12/3/11)
56 – SC State (12/19/12)
5. **54 -- Fairleigh Dickinson (12/9/13)**
54 -- Coppin State (12/22/12)

Most Assists

1. 32 – Central Arkansas (12/19/11)
2. 26 – Northern Illinois (11/17/11)
3. **25 -- Abilene Christian (11/17/13)**
4. 24 – SIU Edwardsville (11/26/10)
24 -- Md. Eastern Shore (11/14/13)
6. 23 – Dayton (3/13/12)

Most Steals

1. 19 – SIU Edwardsville (11/26/10)
2. **14 -- Penn (11/22/13)**
14 – Idaho St (12/4/10)
14 – Chicago St (11/11/11)
5. 13 – IPFW (11/26/11)
13 -- UT-Pan American (11/9/12)

Most Blocked Shots

1. 13 -- Illinois (3/5/13)
2. **12 -- UNC Wilmington (11/8/13)**
3. 10 -- UT-Pan American (11/9/12)
4. 8 -- Purdue (1/27/13)
8 – Boise St (12/22/11)
8 -- Northwestern (3/14/13)
- 8 -- **Xavier (11/28/13)**
8 -- **Nebraska (12/31/13)**

Fewest Turnovers

1. **5 -- Abilene Christian (11/17/13)**
5 -- **Drake (12/7/13)**
5 – Boise St (12/22/11)
- 5 -- **UTEP (11/29/13)**
5. 6 – Illinois (3/8/12)

INDIVIDUAL

Most Points:

1. 33 – Matt Gatens vs Wisconsin (2/23/12)
2. 31 – Roy Devyn Marble vs Oregon (3/18/12)
3. 30 – Matt Gatens vs Indiana (2/19/12)
30 -- Roy Devyn Marble vs. UNI (12/15/12)
30 -- Roy Devyn Marble vs. Xavier (11/28/13)
5. 28 -- Roy Devyn Marble vs. Stony Brook (3/22/13)

Field Goals Made

1. 12 – Matt Gatens vs Wisconsin (2/23/12)
2. **11 -- Aaron White vs. Iowa State (12/13/13)**
3. 10 – Devyn Marble vs Oregon (3/18/12)
10 – Aaron White vs Dayton (3/13/12)
10 – Matt Gatens vs Indiana (2/19/12)
10 -- Roy Devyn Marble vs. Xavier (11/28/13)
10 -- Roy Devyn Marble vs. Wisconsin (1/5/14)

Field Goals Attempted

1. **24 -- Roy Devyn Marble vs. Wisconsin (1/5/14)**
2. **23 -- Roy Devyn Marble vs. Xavier (11/28/13)**
23 -- Roy Devyn Marble vs. Villanova (11/30/13)
4. 21 – Matt Gatens vs Minnesota (1/16/11)
5. 19 – Bryce Cartwright vs La Tech (12/21/10)

3-Point FG Made

1. 7 – Devyn Marble vs Oregon (3/18/12)
7 – Matt Gatens vs Wisconsin (2/23/12)
7 – Matt Gatens vs Indiana (2/19/12)
4. 6 -- Roy Devyn Marble vs. SCSU (12/19/12)

Free Throws Made

1. 14 -- Roy Devyn Marble vs. UNI (12/15/12)
2. 13 -- Aaron White vs. Wisconsin (1/19/13)
3. 12 -- Roy Devyn Marble vs. Indiana (12/31/12)
4. **11 -- Roy Devyn Marble vs. Omaha (11/10/13)**
11 – Matt Gatens vs Indiana (1/23/11)
11 -- Aaron White vs. Wichita St (11/21/12)
11 -- Aaron White vs. Purdue (2/27/13)

3-Point Field Goals Attempted

1. 11 – Matt Gatens vs Minnesota (2/13/11)
2. 10 – Matt Gatens vs Penn St (2/4/12)
10 -- Roy Devyn Marble at Iowa St (12/9/11)
10 -- Roy Devyn Marble vs. Xavier (11/28/13)

Most Rebounds:

1. **17 -- Aaron White vs. Iowa State (12/13/13)**
2. **15 -- Aaron White vs. Omaha (11/10/13)**
15 -- Jarryd Cole vs. UNI (12/7/10)
4. 14 -- Melsahn Basabe vs Iowa St (12/10/10)
5. 13 -- Melsahn Basabe vs Indiana (2/5/10)
13 -- Melsahn Basabe vs Minnesota (1/16/11)
13 -- Melsahn Basabe vs Ohio St (1/4/11)
13 -- Aaron White at Nebraska (2/23/13)
13 -- Melsahn Basabe vs. Nebraska (3/9/13)
13 -- Aaron White vs. Indiana State (3/20/13)

Most Assists

1. 11 -- Bryce Cartwright vs Dayton (3/13/12)
2. 10 -- Bryce Cartwright at Oregon (3/18/12)
10 -- Bryce Cartwright vs Mich St (2/2/11)
4. 9 -- Bryce Cartwright (four times)
9 -- Anthony Clemmons (12/22/12)

Most Steals

1. 7 -- Eric May vs SIUE (11/26/10)
2. **6 -- Roy Devyn Marble vs. Penn (11/22/13)**
6 -- Eric May at Wake Forest (11/30/10)
4. 5 -- Jarryd Cole at Mich St (3/2/11)
5 -- Matt Gatens vs Idaho St (12/4/10)

Most Blocks

1. 7 -- Melsahn Basabe vs. Iowa St (12/10/10)
7 -- Gabriel Olaseni vs. Illinois (3/5/13)
3. 6 -- Melsahn Basabe vs Ohio St (1/4/11)
4. 5 -- Melsahn Basabe vs Indiana (2/19/12)
5 -- Melsahn Basabe vs Nwstern (3/14/13)
5 -- **Gabriel Olaseni vs. UNC Wilmington (11/8/13)**

Radio / TV Roster



#0
GABRIEL OLASENI
C, 6-10, 225, Jr.



#1
MELSAHN BASABE
F, 6-7, 220, Sr.



#2
JOSH OGLESBY
G, 6-5, 208, Jr.



#3
PETER JOK
G, 6-6, 200, Fr.



#4
ROY DEVYN MARBLE
G, 6-6, 200, Sr.



#5
ANTHONY CLEMMONS
G, 6-1, 195, So.



#10
MIKE GESELL
G, 6-1, 190, So.



#13
KYLE DENNING
G, 6-1, 160, Jr.



#15
ZACH McCABE
F, 6-7, 235, Sr.



#20
JARROD UTHOFF
F, 6-9, 208, So.



#30
AARON WHITE
F, 6-9, 220, Jr.



#32
OKEY UKAH
F, 6-6, 210, Jr.



#34
ADAM WOODBURY
C, 7-1, 235, So.



#35
DARIUS STOKES
F, 6-7, 203, Jr.



#42
KYLE MEYER
F, 6-10, 225, So.



FRAN McCAFFERY
Head Coach



KIRK SPERAW
Assistant Coach



SHERMAN DILLARD
Assistant Coach



ANDREW FRANCIS
Assistant Coach



BILLY TAYLOR
Dir. of Operations

IOWA HAWKEYE BASKETBALL
Iowa Combined Team Statistics (as of Jan 26, 2014)
Conference games

RECORD:	OVERALL	HOME	AWAY	NEUTRAL
ALL GAMES	5-2	3-0	2-2	0-0
CONFERENCE	5-2	3-0	2-2	0-0
NON-CONFERENCE	0-0	0-0	0-0	0-0

##	Player	gp-gs	min	avg	Total		3-Point		F-Throw		Rebounds				pf	dq	a	to	blk	stl	pts	avg		
					fg-fga	fg%	3fg-fga	3fg%	ft-fa	ft%	off	def	tot	avg										
04	Marble, Roy Devyn	7-7	206	29.4	37-87	.425	13-26	.500	35-48	.729	9	19	28	4.0	21	0	17	18	2	12	122	17.4		
30	White, Aaron	7-7	210	30.0	32-57	.561	2-8	.250	36-44	.818	9	39	48	6.9	6	0	17	11	4	6	102	14.6		
01	Basabe, Melsahn	7-7	148	21.1	23-34	.676	0-0	.000	19-26	.731	14	39	53	7.6	14	0	2	10	8	2	65	9.3		
10	Gesell, Mike	7-7	182	26.0	22-52	.423	4-16	.250	14-22	.636	4	13	17	2.4	12	0	32	12	1	12	62	8.9		
20	Uthoff, Jarrod	7-0	126	18.0	15-29	.517	2-4	.500	10-14	.714	6	16	22	3.1	10	0	4	8	6	3	42	6.0		
00	Olaseni, Gabriel	7-0	94	13.4	15-26	.577	0-0	.000	12-21	.571	16	18	34	4.9	19	1	1	5	2	0	42	6.0		
02	Oglesby, Josh	7-0	115	16.4	15-33	.455	10-19	.526	0-0	.000	3	7	10	1.4	7	0	6	2	1	0	40	5.7		
34	Woodbury, Adam	7-7	115	16.4	15-28	.536	0-0	.000	7-8	.875	8	18	26	3.7	15	0	4	10	4	3	37	5.3		
15	McCabe, Zach	7-0	120	17.1	12-37	.324	3-15	.200	5-9	.556	2	15	17	2.4	13	0	11	4	0	6	32	4.6		
03	Jok, Peter	4-0	18	4.5	1-3	.333	0-0	.000	3-4	.750	0	3	3	0.8	1	0	0	0	0	0	5	1.3		
05	Clemmons, Anthony	7-0	59	8.4	0-3	.000	0-0	.000	3-8	.375	0	4	4	0.6	10	0	5	6	0	3	3	0.4		
13	Denning, Kyle	1-0	1	1.0	0-0	.000	0-0	.000	0-0	.000	0	0	0	0.0	0	0	0	0	0	0	0	0.0		
42	Meyer, Kyle	2-0	2	1.0	0-1	.000	0-1	.000	0-0	.000	0	0	0	0.0	0	0	0	0	1	0	0	0.0		
35	Stokes, Darius	2-0	3	1.5	0-0	.000	0-0	.000	0-0	.000	0	1	1	0.5	0	0	0	0	0	0	0	0.0		
23	Ukah, Okey	1-0	1	1.0	0-0	.000	0-0	.000	0-0	.000	1	0	1	1.0	0	0	0	0	0	0	0	0.0		
Team											13	5	18					3						
Total.....		7	1400		187-390	.479	34-89	.382	144-204	.706	85	197	282	40.3	128	1	99	89	29	47	552	78.9		
Opponents.....		7	1400		161-406	.397	44-148	.297	105-151	.695	73	150	223	31.9	163	6	77	87	24	50	471	67.3		

TEAM STATISTICS	IOWA	OPP	Date	Opponent	Score	Att.
SCORING	552	471	* 12/31/13	NEBRASKA	W 67-57	15400
Points per game	78.9	67.3	* 01/05/14	at Wisconsin	L 71-75	17249
Scoring margin	+11.6	-	* 01/09/14	NORTHWESTERN	W 93-67	14016
FIELD GOALS-ATT	187-390	161-406	* 01/12/14	at Ohio State	W 84-74	18809
Field goal pct	.479	.397	* 01/19/14	MINNESOTA	W 94-73	15400
3 POINT FG-ATT	34-89	44-148	* 01/22/14	at Michigan	L 67-75	12707
3-point FG pct	.382	.297	* 01/25/14	at Northwestern	W 76-50	8117
3-pt FG made per game	4.9	6.3	* = Conference game			
FREE THROWS-ATT	144-204	105-151	^ = Battle 4 Atlantis, Paradise Island, Bahamas			
Free throw pct	.706	.695	# = Big Four Classic, Des Moines, Iowa			
F-Throws made per game	20.6	15.0				
REBOUNDS	282	223				
Rebounds per game	40.3	31.9				
Rebounding margin	+8.4	-				
ASSISTS	99	77				
Assists per game	14.1	11.0				
TURNOVERS	89	87				
Turnovers per game	12.7	12.4				
Turnover margin	-0.3	-				
Assist/turnover ratio	1.1	0.9				
STEALS	47	50				
Steals per game	6.7	7.1				
BLOCKS	29	24				
Blocks per game	4.1	3.4				
ATTENDANCE	44816	56882				
Home games-Avg/Game	3-14939	4-14220				
Neutral site-Avg/Game	-	0-0				

Score by Periods	1st	2nd	Totals
Iowa	248	304	552
Opponents	213	258	471

IOWA HAWKEYE BASKETBALL
Iowa Combined Team Statistics (as of Jan 26, 2014)
All games

RECORD:	OVERALL	HOME	AWAY	NEUTRAL
ALL GAMES	16-4	11-0	2-3	3-1
CONFERENCE	5-2	3-0	2-2	0-0
NON-CONFERENCE	11-2	8-0	0-1	3-1

##	Player	gp-gs	min	avg	Total		3-Point		F-Throw		Rebounds				pf	dq	a	to	blk	stl	pts	avg
					fg-fga	fg%	3fg-fga	3fg%	ft-fa	ft%	off	def	tot	avg								
04	Marble, Roy Devyn	20-20	543	27.2	101-243	.416	31-83	.373	88-130	.677	21	51	72	3.6	33	0	63	35	4	40	321	16.1
30	White, Aaron	20-20	515	25.8	93-147	.633	4-16	.250	84-100	.840	30	99	129	6.5	20	1	45	36	10	17	274	13.7
20	Uthoff, Jarrod	20-0	397	19.9	61-111	.550	12-23	.522	49-60	.817	27	82	109	5.5	28	0	17	22	24	8	183	9.2
01	Basabe, Melsahn	20-20	381	19.1	62-106	.585	0-0	.000	39-59	.661	36	97	133	6.7	32	0	4	24	18	8	163	8.2
10	Gesell, Mike	20-20	449	22.5	51-125	.408	16-47	.340	24-37	.649	8	35	43	2.2	37	1	76	23	2	26	142	7.1
15	McCabe, Zach	20-0	338	16.9	47-119	.395	19-54	.352	26-36	.722	21	41	62	3.1	41	2	25	14	0	11	139	7.0
02	Oglesby, Josh	8-0	135	16.9	19-38	.500	14-24	.583	1-2	.500	3	9	12	1.5	7	0	8	4	1	1	53	6.6
00	Olaseni, Gabriel	20-0	304	15.2	42-89	.472	0-0	.000	44-64	.688	52	51	103	5.2	46	1	9	15	26	4	128	6.4
03	Jok, Peter	17-0	205	12.1	31-82	.378	12-38	.316	26-32	.813	5	20	25	1.5	13	0	17	12	2	6	100	5.9
34	Woodbury, Adam	20-20	331	16.6	43-85	.506	0-0	.000	25-33	.758	31	51	82	4.1	51	2	21	23	8	9	111	5.6
05	Clemmons, Anthony	20-0	296	14.8	19-36	.528	6-13	.462	21-34	.618	3	26	29	1.5	26	0	45	21	4	10	65	3.3
13	Denning, Kyle	9-0	42	4.7	6-11	.545	2-7	.286	0-0	.000	0	3	3	0.3	1	0	4	1	0	1	14	1.6
42	Meyer, Kyle	10-0	49	4.9	2-10	.200	1-5	.200	1-2	.500	4	11	15	1.5	5	0	4	5	1	1	6	0.6
23	Ukah, Okey	9-0	26	2.9	1-4	.250	0-0	.000	1-2	.500	2	4	6	0.7	0	0	0	1	1	0	3	0.3
35	Stokes, Darius	10-0	39	3.9	1-6	.167	0-0	.000	1-2	.500	1	3	4	0.4	7	0	0	2	0	0	3	0.3
Team											33	19	52		1		3					
Total.....		20	4050		579-1212	.478	117-310	.377	430-593	.725	277	602	879	44.0	348	7	338	241	101	142	1705	85.2
Opponents.....		20	4050		463-1230	.376	130-465	.280	267-398	.671	239	441	680	34.0	458	17	241	276	62	134	1323	66.2

TEAM STATISTICS	IOWA	OPP	Date	Opponent	Score	Att.
SCORING	1705	1323	11/08/13	UNC WILMINGTON	w 82-39	15293
Points per game	85.2	66.2	11/10/13	NEBRASKA-OMAHA	w 83-75	14271
Scoring margin	+19.1	-	11/14/13	MD. EASTERN SHORE	w 109-63	13374
FIELD GOALS-ATT	579-1212	463-1230	11/17/13	ABILENE CHRISTIAN	w 103-41	14733
Field goal pct	.478	.376	11/22/13	PENN	w 86-55	15400
3 POINT FG-ATT	117-310	130-465	^ 11/28/13	vs Xavier	Wot 77-74	2258
3-point FG pct	.377	.280	^ 11/29/13	vs UTEP	w 89-53	2664
3-pt FG made per game	5.9	6.5	^ 11/30/13	vs Villanova	Lot 83-88	2593
FREE THROWS-ATT	430-593	267-398	12/03/13	NOTRE DAME	w 98-93	15400
Free throw pct	.725	.671	# 12/07/13	vs Drake	w 83-66	14512
F-Throws made per game	21.5	13.4	12/09/13	FAIRLEIGH DICKINSON	w 92-59	13501
REBOUNDS	879	680	12/13/13	at Iowa State	L 82-85	14384
Rebounds per game	44.0	34.0	12/22/13	ARKANSAS PINE BLUFF	w 86-61	15400
Rebounding margin	+10.0	-	* 12/31/13	NEBRASKA	w 67-57	15400
ASSISTS	338	241	* 01/05/14	at Wisconsin	L 71-75	17249
Assists per game	16.9	12.1	* 01/09/14	NORTHWESTERN	w 93-67	14016
TURNOVERS	241	276	* 01/12/14	at Ohio State	w 84-74	18809
Turnovers per game	12.1	13.8	* 01/19/14	MINNESOTA	w 94-73	15400
Turnover margin	+1.8	-	* 01/22/14	at Michigan	L 67-75	12707
Assist/turnover ratio	1.4	0.9	* 01/25/14	at Northwestern	w 76-50	8117
STEALS	142	134				
Steals per game	7.1	6.7				
BLOCKS	101	62				
Blocks per game	5.1	3.1				
ATTENDANCE	162188	93293				
Home games-Avg/Game	11-14744	5-14253				
Neutral site-Avg/Game	-	4-5507				

* = Conference game
^ = Battle 4 Atlantis, Paradise Island, Bahamas
= Big Four Classic, Des Moines, Iowa

Score by Periods	1st	2nd	OT	Totals
Iowa	846	840	19	1705
Opponents	594	708	21	1323