

**2015-16 IOWA HAWKEYE BASKETBALL GAME NOTES**



**3 Final Fours**  
**8 Big Ten Championships**  
**2 Big Ten Tournament Titles**  
**24 NCAA Tournaments**

**GAME 25 // MINNESOTA (6-18, 0-12) at #4/5 IOWA (19-5, 10-2)**  
**Sunday, Feb. 14, 2016 • 6:36 p.m. (CT)**  
**Iowa City, Iowa • Mediacom Court at Carver-Hawkeye Arena (15,400)**  
**Radio:** Hawkeye Radio Network; Sirius 83 and XM 195  
**Radio Talent:** Gary Dolphin (play-by-play), Bob Hansen (analyst)  
**TV:** BTN (BTN2GO)  
**Announcers:** Cory Provus and Shon Morris  
**Live Stats / Audio:** [hawkeyesports.com](http://hawkeyesports.com)  
**Tickets:** \$33 for adults and \$20 for youth/UI students

**Iowa Athletic Communications**  
 5300 Carver-Hawkeye Arena, Iowa City, IA 52242  
 Phone: 319-335-9411 • Fax: 319-335-9417  
[hawkeyesports.com](http://hawkeyesports.com) • [hawkeyebasketball.com](http://hawkeyebasketball.com)  
**MBB CONTACT: MATTHEW WEITZEL**  
 office: 319-335-6590 • cell: 319-430-8176  
 email: [matthew-weitzel@hawkeyesports.com](mailto:matthew-weitzel@hawkeyesports.com)  
 Twitter: @BigWeitz

**2015-16 Schedule / Results**  
**19-5 Overall, 10-2 Big Ten**

|         |                            |                  |
|---------|----------------------------|------------------|
| Nov. 13 | Gardner-Webb               | W, 76-59         |
| Nov. 15 | Coppin State               | W, 103-68        |
| Nov. 19 | at Marquette ^             | W, 89-61         |
| Nov. 26 | vs. Dayton #               | L, 77-82         |
| Nov. 27 | vs. #17/18 Notre Dame #    | L, 62-68         |
| Nov. 29 | vs. #20/20 Wichita State # | W, 84-61         |
| Dec. 2  | Florida State %            | W, 78-75 (OT)    |
| Dec. 5  | UMKC                       | W, 95-75         |
| Dec. 7  | Western Illinois           | W, 90-56         |
| Dec. 10 | at #2/4 Iowa State +       | L, 82-83         |
| Dec. 19 | vs. Drake *                | W, 70-64         |
| Dec. 22 | Tennessee Tech             | W, 85-63         |
| Dec. 29 | #1/1 Michigan State        | W, 83-70         |
| Jan. 2  | at #14/14 Purdue           | W, 70-63         |
| Jan. 5  | Nebraska                   | W, 77-66         |
| Jan. 14 | at #4/4 Michigan State     | W, 76-59         |
| Jan. 17 | Michigan                   | W, 82-71         |
| Jan. 21 | at Rutgers                 | W, 90-76         |
| Jan. 24 | #22/22 Purdue              | W, 83-71         |
| Jan. 28 | at #8/7 Maryland           | L, 68-74         |
| Jan. 31 | Northwestern               | W, 85-71         |
| Feb. 3  | Penn State                 | W, 73-49         |
| Feb. 7  | at Illinois                | W, 77-65         |
| Feb. 11 | at #22 Indiana             | L, 78-85         |
| Feb. 14 | <b>Minnesota</b>           | <b>6:36 p.m.</b> |
| Feb. 17 | at Penn State              | 5:30 p.m.        |
| Feb. 24 | Wisconsin                  | 8 p.m.           |
| Feb. 28 | at Ohio State              | 3 p.m.           |
| March 1 | Indiana                    | 8 p.m.           |
| March 5 | at Michigan                | 7 p.m.           |

*all times listed are central*  
 ^ -- Gavitt Games  
 # -- Advocate Invitational - Orlando, Florida  
 % -- Big Ten/ACC Challenge  
 + -- Iowa Corn Cy-Hawk Series  
 \* -- Hy-Vee Big Four Classic - Des Moines, Iowa

**Pronunciation Guide**

|                       |                |
|-----------------------|----------------|
| Kirk Speraw           | SPEAR-awe      |
| Mike Gesell           | GAH-zelle      |
| Peter Jok             | JOCK           |
| Michael/Steven Soukup | SOH-cup        |
| Okey Ukah             | Oh-Kay Ooh-kuh |
| Dom Uhl               | YULE           |
| Jarrold Uthoff        | YOU-toff       |

AP 4  
 USA 5  
 RPI 7

**IOWA HAWKEYES**

**2015-16 Record:** 19-5  
**Big Ten Record:** 10-2  
**Head Coach:** Fran McCaffery  
**Career Record:** 366-257 (20th year)  
**Iowa Record:** 115-80 (6th year)

**STATISTICAL LEADERS**  
**Points:** Jarrod Uthoff (18.6)  
**Rebounds:** Adam Woodbury (8.0)  
**Assists:** Mike Gesell (6.0)  
**Steals:** Peter Jok (1.4)  
**Blocks:** Jarrod Uthoff (2.8)

**GAME INFORMATION**  
**Date:** Sunday, Feb. 14, 2016  
**Tip-off:** 6:36 p.m. (CT)  
**Location:** Iowa City, Iowa  
**Arena:** Carver-Hawkeye Arena (15,400)  
**TV:** BTN (BTN2GO)  
**Radio:** Sirius 83 & XM 195;  
**Hawkeye Radio Network**  
 WMT-AM 600 (Cedar Rapids)  
 WHO-AM 1040 (Des Moines)  
 KXIC-AM 800 (Iowa City)

**SERIES**  
**Series:** Minnesota leads, 103-93  
**at Iowa City:** Iowa leads, 55-41  
**Last Meeting:** Feb. 12, 2015 (UM, 64-59)  
**McCaffery vs. Minnesota:** 5-7  
**Pitino vs. Iowa:** 2-2

**MULTIMEDIA**  
**Audio / Live Stats:** [hawkeyesports.com](http://hawkeyesports.com)  
**Twitter Updates:** @IowaHoops

AP NR  
 USA NR  
 RPI 244

**MINNESOTA GOLDEN GOPHERS**

**2015-16 Record:** 6-18  
**Big Ten Record:** 0-12  
**Head Coach:** Richard Pitino  
**Career Record:** 67-60 (4th year)  
**UM Record:** 49-46 (3rd year)

**STATISTICAL LEADERS**  
**Points:** Nate Mason (13.7)  
**Rebounds:** Jordan Murphy (7.8)  
**Assists:** Nate Mason (4.5)  
**Steals:** Jordan Murphy (0.9)  
**Blocks:** Bakary Konate (1.2)

**Game #25 Opening Tip**

- Sunday will be the only regular season meeting between the two teams.
- The last time Iowa was in first place in the Big Ten this deep in the season was Feb. 23, 2006.
- Iowa and Villanova are the only teams in the country ranked in the Top 20 in both offensive and defensive efficiency. The Hawkeyes are fourth in offense and 17th in defense.
- Senior Mike Gesell became the 45th Hawkeye to score 1,000 career points. Gesell reached the milestone Thursday evening at Indiana.
- Iowa has won 15 straight home games, dating back to last February. The Hawkeyes are 12-0 at home this year, averaging 84.2 points and a +18 average margin of victory in those games.
- Iowa is one win from posting win No. 20. Iowa has won 20+ games each of the past three seasons.
- Iowa has six wins against the RPI Top 50 (FSU, Wichita State, Purdue -- 2x, Michigan State -- 2x).
- Iowa has five wins over AP Top 25 teams this season, the most in the country.
- The Hawkeyes have won nine of their 10 league games by double figures -- the most of any major conference school in the nation.
- Jarrod Uthoff is the only player from a Power 5 conference with 440+ points, 150+ rebounds, and 65+ blocks.
- Iowa's five losses this year have come by a combined 25 points; each loss coming by single digits.

**Iowa Projected Starting Lineup**

|  |   |
|--|---|
| <br><b>G • 10 • Mike Gesell</b><br>6-2 • 190 • Sr. • South Sioux City, NE<br>PTS 8.8   AST 6.0   FG% .436   FT% .709 | <br><b>G • 14 • Peter Jok</b><br>6-6 • 205 • Jr. • West Des Moines, IA<br>PTS 15.3   REB 3.3   FG% .442   FT% .821  |
| <br><b>G • 5 • Anthony Clemmons</b><br>6-2 • 200 • Sr. • Lansing, MI<br>PTS 9.0   REB 2.8   FG% .449   FT% .636      | <br><b>F • 20 • Jarrod Uthoff</b><br>6-9 • 221 • Sr. • Cedar Rapids, IA<br>PTS 18.6   REB 6.4   FG% .464   FT% .833 |
|  |   |
| <br><b>C • 34 • Adam Woodbury</b><br>7-1 • 250 • Sr. • Sioux City, IA<br>PTS 8.7   REB 8.0   FG% .572   FT% .746     |   |

## Inside The Numbers

|                    | IOWA  | MINN |
|--------------------|-------|------|
| Scoring Average    | 80.5  | 69.3 |
| Scoring Defense    | 68.1  | 74.5 |
| Scoring Margin     | +12.4 | -5.2 |
| FG%                | .464  | .414 |
| FG% Defense        | .408  | .448 |
| FT%                | .720  | .705 |
| 3-PT FG%           | .397  | .312 |
| 3-PT FG% Defense   | .297  | .365 |
| Rebound Margin     | +1.1  | -4.7 |
| Assists Per Game   | 16.4  | 12.6 |
| Turnovers Per Game | 9.9   | 10.8 |
| Steals Per Game    | 7.0   | 5.4  |
| Blocks Per Game    | 5.5   | 3.4  |

## Miscellaneous Statistics

| Double-Figure Scoring Games... |       |       |       |       |        |
|--------------------------------|-------|-------|-------|-------|--------|
| Player                         | 12-13 | 13-14 | 14-15 | 15-16 | Career |
| Jarrold Uthoff                 | ---   | 11    | 23    | 23    | 57     |
| Mike Gesell                    | 14    | 14    | 10    | 9     | 47     |
| Peter Jok                      | ---   | 7     | 11    | 17    | 35     |
| Adam Woodbury                  | 6     | 4     | 9     | 13    | 32     |
| Anthony Clemmons               | 4     | 1     | 5     | 13    | 23     |
| Dom Uhl                        | ---   | ---   | 1     | 7     | 8      |
| Nicholas Baer                  | ---   | ---   | ---   | 4     | 4      |
| Dale Jones                     | ---   | ---   | ---   | 1     | 1      |
| Brady Ellingson                | ---   | ---   | ---   | 1     | 1      |

| 20-Point Scoring Games... |       |       |       |       |        |
|---------------------------|-------|-------|-------|-------|--------|
| Player                    | 12-13 | 13-14 | 14-15 | 15-16 | Career |
| Jarrold Uthoff            | ---   | ---   | 4     | 12    | 16     |
| Peter Jok                 | ---   | ---   | ---   | 7     | 7      |
| Mike Gesell               | 1     | ---   | ---   | 2     | 3      |
| Brady Ellingson           | ---   | ---   | ---   | 1     | 1      |
| Clemmons                  | ---   | ---   | ---   | 1     | 1      |

| Double-Figure Rebounding Games... |       |       |       |       |        |
|-----------------------------------|-------|-------|-------|-------|--------|
| Player                            | 12-13 | 13-14 | 14-15 | 15-16 | Career |
| Adam Woodbury                     | ---   | 1     | 2     | 8     | 11     |
| Jarrold Uthoff                    | ---   | 2     | 4     | 3     | 9      |
| Dom Uhl                           | ---   | ---   | ---   | 1     | 1      |

| Double-Doubles... |       |       |       |       |        |
|-------------------|-------|-------|-------|-------|--------|
| Player            | 12-13 | 13-14 | 14-15 | 15-16 | Career |
| Adam Woodbury     | ---   | ---   | 2     | 7     | 9      |
| Jarrold Uthoff    | ---   | 2     | 2     | 2     | 6      |
| Dom Uhl           | ---   | ---   | ---   | 1     | 1      |
| Mike Gesell       | ---   | ---   | ---   | 1     | 1      |

| 4+ Three-Pointer Games... |       |       |       |       |        |
|---------------------------|-------|-------|-------|-------|--------|
| Player                    | 12-13 | 13-14 | 14-15 | 15-16 | Career |
| Jarrold Uthoff            | ---   | ---   | 3     | 5     | 8      |
| Peter Jok                 | ---   | ---   | 1     | 5     | 6      |
| Mike Gesell               | 1     | 1     | ---   | ---   | 2      |
| Dale Jones                | ---   | ---   | ---   | 1     | 1      |
| Nicholas Baer             | ---   | ---   | ---   | 1     | 1      |

| 5+ Assists Games... |       |       |       |       |        |
|---------------------|-------|-------|-------|-------|--------|
| Player              | 12-13 | 13-14 | 14-15 | 15-16 | Career |
| Mike Gesell         | 5     | 13    | 12    | 14    | 44     |
| Anthony Clemmons    | 9     | 2     | 1     | 10    | 22     |
| Jarrold Uthoff      | ---   | ---   | 2     | ---   | 2      |
| Adam Woodbury       | ---   | ---   | 1     | ---   | 1      |

| 3+ Steals Games... |       |       |       |       |        |
|--------------------|-------|-------|-------|-------|--------|
| Player             | 12-13 | 13-14 | 14-15 | 15-16 | Career |
| Mike Gesell        | 4     | 2     | 1     | 4     | 11     |
| Anthony Clemmons   | 4     | ---   | 1     | 4     | 9      |
| Peter Jok          | ---   | ---   | 2     | 4     | 6      |
| Jarrold Uthoff     | ---   | ---   | 5     | ---   | 5      |
| Adam Woodbury      | ---   | 1     | 1     | ---   | 2      |
| Dom Uhl            | ---   | ---   | ---   | 1     | 1      |
| Ahmad Wagner       | ---   | ---   | ---   | 1     | 1      |

| 3+ Blocks Games... |       |       |       |       |        |
|--------------------|-------|-------|-------|-------|--------|
| Player             | 12-13 | 13-14 | 14-15 | 15-16 | Career |
| Jarrold Uthoff     | ---   | ---   | 6     | 12    | 18     |
| Adam Woodbury      | 3     | ---   | ---   | ---   | 3      |
| Dom Uhl            | ---   | ---   | ---   | ---   | 1      |
| Nicholas Baer      | ---   | ---   | ---   | 1     | 1      |

## 2015-16 Margin of Victory/Defeat

| Points | 1 | 2 | 3 | 4 | 5 | 6 | 7 | 8 | 9 | 10+ | 15+ | 20+ |
|--------|---|---|---|---|---|---|---|---|---|-----|-----|-----|
| Wins   | 0 | 0 | 1 | 0 | 0 | 1 | 1 | 0 | 0 | 7   | 2   | 7   |
| Losses | 1 | 0 | 0 | 0 | 1 | 2 | 1 | 0 | 0 | 0   | 0   | 0   |

## THE SETTING

No. 4/5 Iowa (19-5, 10-2), winners of 12 of its last 14 games, host Minnesota (6-18, 0-12) on Sunday in the only regular season meeting. Tipoff is scheduled for 6:36 p.m. (CT) on Mediacom Court at Carver-Hawkeye Arena. Tickets are available by contacting the UI Athletic Ticket Office at 1-800-IA-HAWKS: \$33 for adults, and \$20 for youth/UI students.

## ON THE AIR

**Radio:** Sunday night's game will be broadcast on the Hawkeye Radio Network. Gary Dolphin will handle the play-by-play, along with color commentator Bob Hansen. The network includes more than 40 stations that blanket the state of Iowa and include portions of Illinois, Nebraska, Minnesota, Missouri, and Wisconsin. The Hawkeye Radio Network coverage includes a 60-minute pregame show.

**TV:** Sunday's will be televised to a national audience on BTN (BTN2GO). Cory Provus and Shon Morris will call the action.

## HAWKEYES EARN HIGHEST NATIONAL RANKING SINCE 1987

Iowa is ranked fourth in the latest Associated Press Poll and fifth in the *USA Today* Coaches Poll released this past Monday.

Iowa's No. 3 ranking (Jan. 25) is its highest during the Fran McCaffery era and highest since earning a No. 3 ranking in the Associated Press Poll on Dec. 8, 1987.

For the third time in school history, Iowa's football and men's basketball teams earned a Top 5 ranking in the same season (1984-85 and 1960-61). It marked the first time in school history that football and men's basketball were ranked as high as No. 3 in the same season.

Iowa men's basketball lost at No. 7 Maryland on Jan. 28; it was the first regular season Big Ten defeat by either the football, wrestling, or men's basketball since the men's basketball team lost at Northwestern in overtime on Feb. 16, 2015 -- a span of 345 days.

## MCCAFFERY SURPASSED BUCKY O'CONNOR FOR FIFTH IN VICTORIES AT IOWA

Fran McCaffery notched victory No. 115 as Iowa's head coach last Sunday at Illinois, surpassing Bucky O'Connor (1950, 1952-58) for fifth on Iowa's all-time coaching win total. Rollie Williams (1930-42, 1951) ranks fourth in victories with 139.

## IOWA HISTORY

Iowa has played 2,697 games since beginning basketball in 1902. Iowa's overall record is 1,590-1,107 (.590). That includes a 1,014-353 (.742) record in home games, a 572-751 (.432) record in contests away from Iowa City, a 750-753 (.499) mark in Big Ten games and a 418-127 (.767) record in Carver-Hawkeye Arena.

## 2015-16 Iowa Hawkeye Roster

| No. | Name               | Pos. | Ht. | Wt. | Yr.              | Hometown (High School/College)                  |
|-----|--------------------|------|-----|-----|------------------|---|
| 0   | Ahmad Wagner       | F    | 6-7 | 225 | Fr.              | Yellow Springs, Ohio (Wayne)                    |
| 1   | Dale Jones         | F    | 6-7 | 220 | Jr.              | Waterloo, Iowa (Waterloo West/Tyler JC, Texas)  |
| 2   | Andrew Fleming     | G    | 6-5 | 206 | Fr.              | Nashville, Tenn. (Oak Hill Academy, Va.)        |
| 3   | Michael Soukup     | G    | 6-4 | 165 | Jr.              | Danville, Iowa (Danville/Southeastern CC)       |
| 4   | Isaiah Moss        | G    | 6-5 | 200 | Fr.              | Chicago, Ill. (Simeon)                          |
| 5   | Anthony Clemmons   | G    | 6-2 | 200 | Sr.              | Lansing, Mich. (Sexton)                         |
| 10  | Mike Gesell        | G    | 6-2 | 190 | Sr.              | South Sioux City, Neb. (South Sioux City)       |
| 11  | Christian Williams | G    | 6-6 | 200 | Fr.              | Decatur, Ill. (St. Teresa)                      |
| 13  | Steven Soukup      | G    | 6-4 | 175 | Jr.              | Danville, Iowa (Danville/Southeastern CC)       |
| 14  | Peter Jok          | G    | 6-6 | 205 | Jr.              | West Des Moines, Iowa (Valley)                  |
| 20  | Jarrold Uthoff     | F    | 6-9 | 221 | Sr.              | Cedar Rapids, Iowa (Jefferson/Wisconsin)        |
| 23  | Okey Ukah          | F    | 6-7 | 218 | Sr.              | Iowa City, Iowa (West/Kirkwood CC)              |
| 24  | Brady Ellingson    | G    | 6-4 | 190 | Fr. <sup>^</sup> | Sussex, Wis. (Sussex)                           |
| 25  | Dom Uhl            | F    | 6-9 | 215 | So.              | Frankfurt, Germany (Point Pleasant Beach, N.J.) |
| 30  | Brandon Hutton     | F    | 6-5 | 218 | Fr.              | Chicago, Ill. (De La Salle)                     |
| 34  | Adam Woodbury      | C    | 7-1 | 250 | Sr.              | Sioux City, Iowa (East)                         |
| 51  | Nicholas Baer      | F    | 6-7 | 200 | Fr. <sup>^</sup> | Bettendorf, Iowa (Bettendorf)                   |

Head Coach: Fran McCaffery

Assistant Coaches: Kirk Speraw, Sherman Dillard, Andrew Francis

## Head Coach Fran McCaffery

Fran McCaffery, who is signed through the 2020 season, is in his sixth season as the head basketball coach at the University of Iowa and his 20th year overall as a college head coach. McCaffery has reached the 20-win plateau seven of the last nine seasons, including the last three years.

McCaffery spent five seasons (2005-10) as the head coach at Siena, six years at UNC-Greensboro (1999-2005) and three seasons at Lehigh (1985-88) before joining the Hawkeyes.

McCaffery has three decades of Division I coaching experience. He completed his 33rd season as a collegiate coach in 2015, which includes 19 years as a head coach and 14 as an assistant. McCaffery is one of 12 coaches to lead four different Division I teams to the NCAA Tournament.

McCaffery, 56, holds a career mark of 366-257 (.587) and guided his teams to 10 postseason appearances (seven NCAA and three NIT). He is 115-50 (.590) at Iowa, winning game No. 100 vs. Wichita State on Nov. 29.

Since taking over the Iowa program in 2010, the Hawkeyes have earned four postseason tournament berths (2 NCAA, 2 NIT). McCaffery coached Iowa to 25 victories in 2013, equaling the second-most win total in program history. McCaffery has guided two Hawkeyes to All-Big Ten first team laurels, one earned second team accolades, while five were voted on the third team.

McCaffery has posted upper division finishes in each of the past three seasons at Iowa and 15-of-19 seasons as a head coach. He has posted 20 wins or more seven of the last nine seasons, including the last three at Iowa (2013, 2014, and 2015).

McCaffery and the Hawkeyes have made Carver-Hawkeye Arena one of the most feared arenas to play nationally. Fans have embraced McCaffery and his team's style of play with attendance increasing by more than 50 percent since 2010. The Hawkeyes boast a 45-10 home record the last three seasons, which includes a school-record 18 wins in 2014.

McCaffery's five years at Siena were the best in its 70-year history. He led the Saints on an incredible run that ended with three straight Metro Atlantic Athletic Conference championships and NCAA Tournament appearances. In so doing, Siena became the only program in the country to win its regular season and postseason title 2008-10.

McCaffery's Saints owned a 112-51 (.687) record in his five years with the program. He guided the Saints to four consecutive 20-win seasons.

The 2009 MAAC Coach of the Year and 2010 District I Coach of the Year is the third winningest coach, by percentage, in league history (68-22, .756). He is the only coach to guide a MAAC program to two NCAA Tournament wins. McCaffery led his 2008 and 2009 teams to first round NCAA Tournament victories over Vanderbilt and Ohio State, respectively.

In his final two seasons at Siena, he coached the Saints to back-to-back 27-win campaigns and boasted a combined 39-3 (.929) record against MAAC opponents, which included MAAC Tournament contests.

McCaffery began his coaching career as an assistant at Penn (1982-83) and Lehigh (1983-85). After three seasons as head coach at Lehigh, he spent 11 seasons as an assistant at Notre Dame (1988-99).

McCaffery played basketball at Wake Forest his freshman year (1977-78) and then concluded his collegiate playing career at Penn his final three seasons (1979-82).

He earned his B.S. degree in Economics from The Wharton School (Penn) in 1982. McCaffery also earned a Master of Education from Lehigh in 1985.



## McCaffery File

**Born:** May 23, 1959  
**Hometown:** Philadelphia, Pa.  
**High School:** LaSalle, 1977  
**College:** B.S. in Economics, The Wharton School (Penn), 1982  
Master of Education, Lehigh, 1985  
**Family:** Wife, Margaret  
Sons, Connor, Patrick and Jonathan Francis  
Daughter, Marit Katherine  
Brother, Jack (sportswriter in Philadelphia area)

### Coaching Honors

MAAC Coach of the Year, 2009  
NABC District I Coach of the Year, 2009-10

### Coaching History (34 years)

1982-83 Assistant Coach, Penn  
1983-85 Assistant Coach, Lehigh  
1985-88 Head Coach, Lehigh  
1988-99 Assistant Coach, Notre Dame  
1999-05 Head Coach, UNC-Greensboro  
2005-10 Head Coach, Siena  
2010-present Head Coach, University of Iowa

### Coaching Chart

Overall (20 seasons): 366-257 (.587)  
At Iowa (six seasons): 115-80 (.590)  
At Siena (five seasons): 112-51 (.688)  
At UNCG (six seasons): 90-87 (.508)  
At Lehigh (three seasons): 49-40 (.551)  
NCAA Tournament (seven appearances\*): 3-7  
NIT (three appearances): 5-3

*\*McCaffery is the first coach to bring three different programs from one-bid leagues to the NCAA Tournament (conferences that sent just one team the year his program advanced).*

### McCaffery in Postseason Play

1988 NCAA Tournament - - Lehigh  
1989 NCAA Tournament - - Notre Dame  
1990 NCAA Tournament - - Notre Dame  
1992 NIT - - Notre Dame  
1997 NIT - - Notre Dame  
2001 NCAA Tournament - - UNC-Greensboro  
2002 NIT - - UNC-Greensboro  
2008 NCAA Tournament - - Siena  
2009 NCAA Tournament - - Siena  
2010 NCAA Tournament - - Siena  
2012 NIT - - Iowa  
2013 NIT - - Iowa  
2014 NCAA Tournament - - Iowa  
2015 NCAA Tournament - - Iowa

### Playing Experience

Wake Forest, 1977-78  
Penn, 1979-82

### COACHING HONORS

NABC District I Coach of the Year, 2009-10  
MAAC Coach of the Year, 2008-09

### HEAD COACHING EXPERIENCE

Lehigh (1985-88): .....49-39 (.557); 8-6 (.571) League  
UNC-Greensboro (1999-05).....90-87 (.508); 49-47 (.510) League  
Siena (2005-10) .....112-51 (.687); 68-22 (.756) League  
Iowa (2010-present): .....115-80 (.590); 52-50 (.510) League

## 2015-16 Big Ten Standings/Schedule

| Team           | Big Ten     | Pct.        | Overall     | Pct.        |
|----------------|-------------|-------------|-------------|-------------|
| <b>IOWA</b>    | <b>10-2</b> | <b>.833</b> | <b>19-5</b> | <b>.792</b> |
| Maryland       | 10-2        | .833        | 22-3        | .880        |
| Indiana        | 10-2        | .833        | 20-5        | .800        |
| Purdue         | 8-4         | .667        | 20-5        | .800        |
| Michigan       | 8-4         | .667        | 18-7        | .720        |
| Wisconsin      | 7-4         | .636        | 15-9        | .625        |
| Michigan State | 7-5         | .583        | 20-5        | .800        |
| Ohio State     | 7-5         | .583        | 15-10       | .600        |
| Nebraska       | 5-7         | .417        | 13-12       | .520        |
| Northwestern   | 4-8         | .333        | 16-9        | .640        |
| Penn State     | 3-8         | .273        | 12-12       | .500        |
| Illinois       | 3-8         | .273        | 11-13       | .458        |
| Rutgers        | 0-11        | .000        | 6-18        | .250        |
| Minnesota      | 0-12        | .000        | 6-18        | .250        |

### Saturday, February 13

Purdue at Michigan, 1 p.m. (ESPN2)  
 Ohio State at Rutgers, 3 p.m. (BTN)  
 Wisconsin at Maryland, 5 p.m. (ESPN)  
 Penn State at Nebraska, 5 p.m. (ESPNU)  
 Illinois at Northwestern, 7 p.m. (BTN)

### Sunday, February 14

Indiana at Michigan State, noon (CBS)  
**Minnesota at IOWA, 6:30 p.m. (BTN)**

### Tuesday, February 16

Michigan at Ohio State, 6 p.m. (ESPN)  
 Rutgers at Illinois, 8 p.m. (BTN)

### Wednesday, February 17

**IOWA at Penn State, 5:30 p.m. (BTN)**  
 Nebraska at Indiana, 7:30 p.m. (BTN)

All times are central

## National Rankings

### AP Poll

Feb. 8

- Villanova
- Maryland
- Oklahoma
- IOWA**
- Xavier
- Kansas
- Virginia
- Michigan State
- North Carolina
- West Virginia
- Oregon
- Miami
- Louisville
- Iowa State
- Texas A&M
- SMU
- Arizona
- Purdue
- Dayton
- Providence
- Baylor
- Kentucky
- USC
- Texas
- Wichita State

### USA Today Poll

Feb. 8

- Villanova
- Maryland
- Oklahoma
- Xavier
- IOWA**
- Kansas
- Virginia
- North Carolina
- Michigan State
- West Virginia
- Miami
- Oregon
- Texas A&M
- Arizona
- Iowa State
- Purdue
- Dayton
- Providence
- Baylor
- South Carolina
- Kentucky
- Indiana
- USC
- Wichita State
- Texas

## 2015-16 Captains

Iowa captains are seniors Anthony Clemmons, Mike Gesell, Jarrod Uthoff, Adam Woodbury

### UTHOFF, IOWA GRACE COVER OF SPORTS ILLUSTRATED

Senior Jarrod Uthoff was on the cover of the Feb. 8, 2016, regional cover of *Sports Illustrated*. The article inside the magazine focused on the All-America candidate and the nationally-ranked Iowa Hawkeyes.

Uthoff is the first Iowa basketball player since George Peeples on Jan. 24, 1966, to be on the cover of *Sports Illustrated*. George Kittle and the UI football team were on the *Sports Illustrated* cover this past November. It marks the first time in school history that Iowa football and men's basketball were featured on *Sports Illustrated* covers in the same season.

### FAST START IN BIG TEN PLAY

Iowa reached the halfway point of its Big Ten schedule with a first-place record of 10-1. The 10-1 mark was the program's best start in Big Ten play since going 10-1 to start conference play the 1981-82 season. Since Iowa's 1969-70 team that went 14-0, only this year's squad and the 1981-82 team have started a Big Ten season, 10-1. Six of Iowa's first 12 games have come against ranked opponents, including four of six road games versus ranked opposition (Purdue, Michigan State, Maryland, and Indiana).

### LEADING THE TEAM

Following is the number of times a player led Iowa in scoring, rebounding, assists and steals. If two or more players tied for the team lead, all were credited for that game:

| Player           | Scoring | Rebounding | Assists | Blocks | Steals |
|------------------|---------|------------|---------|--------|--------|
| Peter Jok        | 7       | 1          | ---     | 1      | 8      |
| Adam Woodbury    | ---     | 13         | 1       | ---    | 3      |
| Anthony Clemmons | ---     | ---        | 8       | 2      | 5      |
| Mike Gesell      | 2       | ---        | 15      | 1      | 9      |
| Jarrod Uthoff    | 12      | 8          | ---     | 20     | 4      |
| Dom Uhl          | 1       | 4          | ---     | 3      | 3      |
| Ahmad Wagner     | ---     | 1          | ---     | 2      | 3      |
| Brady Ellingson  | 1       | ---        | ---     | ---    | 1      |
| Dale Jones       | ---     | 1          | ---     | ---    | ---    |
| Nicholas Baer    | 1       | 1          | ---     | 5      | 3      |

### SCOUTING MINNESOTA

- Minnesota enters Sunday's game on a 13-game losing skid, losing its last nonconference game and the first 12 Big Ten contest. The Golden Gophers have lost five of its last six games by single digits, including an overtime game against Illinois on Jan. 23.
- Minnesota lost its last outing, 82-74, to Michigan this past Wednesday night in Minneapolis. Nate Mason netted a team-best 19 points to go along with five assists. The Golden Gophers out-rebounded the Wolverines by five (33-28) and made 16 of its 19 free throw attempts (.867). Michigan was 14-of-25 (.560) from 3-point range, while Minnesota was 4-of-19 (.211) from long distance.
- Four Golden Gophers average double figures in scoring this season: Nate Mason (13.7); Joey King (11.3); Jordan Murphy (10.9); and Carlos Morris (10.3).
- Minnesota is 1-7 in road games, with the lone win coming at Missouri State (74-69) on Nov. 20.
- The Golden Gophers have three players who have made 25 or more 3-pointers this season: Joey King (49); Nate Mason (35); and Carlos Morris (25).
- Minnesota's Joey King leads the Big Ten in free throw accuracy (.881); Nate Mason is third in the league and 50th nationally in assist-to-turnover ratio (2.7); Jordan Murphy is seventh in the conference in rebounding (7.8).
- Richard Pitino is in his third season as head coach at Minnesota (49-46, .516).

### ALL-TIME SERIES RECORDS

Minnesota holds a 103-93 advantage in the series that began with a 47-10 Gopher win in 1902. The 196 meetings are the most Iowa has played against any opponent. The two teams split last year's two meetings, with the road team winning each game.

Iowa holds a 55-41 advantage in games played in Iowa City and a 20-10 advantage at Carver-Hawkeye Arena. Iowa has won 10 of the last 15 meetings in Iowa City, including three of the last four.

### LAST MEETING AGAINST MINNESOTA

- Minnesota recorded a 64-59 win over the Hawkeyes in Iowa City on Feb. 12, 2015.
- Iowa trailed by three points and had an opportunity to level the score down the stretch, but Maurice Walker forced a Mike Gesell turnover in the lane with 11 seconds left.
- Iowa had three players score in double figures: Jarrod Uthoff (17), Peter Jok (16), and Aaron White (13).
- The Hawkeyes out-rebounded the Gophers by eight (38-30).
- Iowa shot 81 percent from the free throw line (13-of-16).
- Minnesota's Andre Hollins led all scorers with 20 points. Nate Mason contributed 12 points off the bench in the winning effort for the Gophers.
- Minnesota limited Iowa to 19 first-half points. Iowa shot 35 percent (8-of-23) from the field in the first half, but 50 percent (13-of-26) in the second stanza.
- The Gophers forced 16 turnovers and converted those Iowa miscues into 19 points.

### INDIANA EDGES HAWKEYES IN BLOOMINGTON THURSDAY

- No. 22 Indiana edged fourth-ranked Iowa, 85-78, Thursday night at Assembly Hall in Bloomington, Indiana. The Hoosiers led by as many as 16 points in the first half, but the Hawkeyes rallied in the second half to take a four-point lead with 9:35 left in the contest. Indiana outscored Iowa, 29-18, the remainder of the contest to register the win.
- Both Iowa and Indiana were 29-of-63 (.460) from the field, however the Hoosiers were 18-of-21 (.857) from the foul line compared to 13-of-23 (.565) for the Hawkeyes.
- Adam Woodbury scored 13 points and equaled a career high in rebounds with 15 to record his seventh double-double of the season and fifth in the last eight games. He has grabbed 10 or more boards in five of the last six games.
- Mike Gesell netted his 1,000th career point with his first bucket of the game in the first half. Gesell finished with 17 points -- his highest point total since netting 22 vs. Nebraska on Jan. 5.
- Jarrod Uthoff led all scorers with 24 points, marking the 12th time this season he has scored 20 or more points.
- Iowa's starting five scored all 78 points, with all five netting double figures. Four of Indiana's starting five scored in double figures with Yogi Ferrell leading the squad with 14 points.
- Indiana grabbed 19 offensive rebounds and scored 26 second-chance points -- a season high for Iowa opponents.

### UTHOFF, GESELL JOIN ELITE COMPANY

Jarrod Uthoff is just the third Hawkeye to accumulate 1,000+ points and 150+ blocks. Uthoff enters Sunday's game with 1,121 points and 158 blocks. The other two of the club are Acie Earl (1,779 points and 365 blocks) and Greg Stokes (1,768 points and 228 blocks). Earl and Stokes played four years, while Uthoff is in the middle of his third season.

Mike Gesell is about to become the fourth Hawkeye to total more than 1,000 points, 500 assists, and 150 steals. Gesell enters Sunday's game with 1,015 points, 497 assists, and 146 steals. B.J. Armstrong (1,705 points, 517 assists, and 178 steals), Dean Oliver (1,561 points, 561 assists, and 205 steals), and Jeff Horner (1,502 points, 553 assists, and 166 steals) are the other Hawkeyes to accomplish the feat.

### POSSESSING THE ROCK

Iowa averaged 11.1 turnovers in 2015, which is the best average for fewest turnovers in program history since turnovers became an official stat in 1980. So far this season, the Hawkeyes are averaging 9.9 turnovers, which ranks 11th-best nationally.

The Hawkeyes have recorded nine or fewer turnovers in seven of their last 11 contests. Iowa ranks 16th nationally in turnover margin (+3.4).

Senior Jarrod Uthoff had a career-high eight turnovers in Iowa's conference opener win over Michigan State on Dec. 29. Since that contest, Uthoff has totaled two turnovers in 11 games (367 minutes of game action).

### UTHOFF NAMED TO MID-SEASON LISTS

Senior forward Jarrod Uthoff has been named to a couple mid-season All-American lists. He averages 18.6 points, 6.4 rebounds, and 2.8 blocks. NBC and ESPN both named the 6-foot-9, 221-pound forward to their second team list.

Uthoff is also on the Wooden Award Late Season Top 20, Oscar Robertson Trophy Top 20 Watch List and is one of 31 players on the Lute Olson Award Watch List.

Uthoff is the only player in from a Power 5 conference to amass 440+ points, 150+ rebounds, and 65+ blocks.

### BENCH YIELDING SIGNIFICANT GAINS

Through 24 games, Iowa's bench is averaging 20 points, 14.5 rebounds, three assists, two steals, and 1.8 blocks.

### **Last Three Games Statistics**

| #              | Player              | gp-gs | min | avg  | Total  |      |         | 3-Point |       | F-Throw |     | Rebounds |     |      |    |    |    | pts | avg |    |     |      |
|----------------|---------------------|-------|-----|------|--------|------|---------|---------|-------|---------|-----|----------|-----|------|----|----|----|-----|-----|----|-----|------|
|                |                     |       |     |      | fg-fga | fg%  | 3fg-fga | 3fg%    | ft-fa | ft%     | off | def      | tot | avg  | pf | dq | a  |     |     | to | blk | stl  |
| 20             | Uthoff, Jarrod      | 3-3   | 103 | 34.3 | 23-53  | .434 | 5-16    | .313    | 14-17 | .824    | 9   | 14       | 23  | 7.7  | 2  | 0  | 3  | 0   | 6   | 3  | 65  | 21.7 |
| 14             | Jok, Peter          | 3-3   | 83  | 27.7 | 17-35  | .486 | 9-17    | .529    | 18-22 | .818    | 4   | 10       | 14  | 4.7  | 5  | 0  | 3  | 5   | 0   | 5  | 61  | 20.3 |
| 05             | Clemmons, Anthony   | 3-3   | 98  | 32.7 | 12-30  | .400 | 4-10    | .400    | 3-5   | .600    | 2   | 9        | 11  | 3.7  | 7  | 0  | 7  | 7   | 0   | 7  | 31  | 10.3 |
| 10             | Gesell, Mike        | 3-3   | 88  | 29.3 | 10-21  | .476 | 1-2     | .500    | 8-10  | .800    | 3   | 5        | 8   | 2.7  | 6  | 0  | 11 | 5   | 0   | 3  | 29  | 9.7  |
| 34             | Woodbury, Adam      | 3-3   | 79  | 26.3 | 11-18  | .611 | 0-0     | .000    | 1-3   | .333    | 15  | 23       | 38  | 12.7 | 7  | 0  | 6  | 4   | 0   | 0  | 23  | 7.7  |
| 25             | Uhl, Dom            | 3-0   | 51  | 17.0 | 2-11   | .182 | 1-3     | .333    | 6-12  | .500    | 2   | 3        | 5   | 1.7  | 3  | 0  | 2  | 2   | 0   | 1  | 11  | 3.7  |
| 51             | Baer, Nicholas      | 3-0   | 37  | 12.3 | 4-9    | .444 | 2-4     | .500    | 0-0   | .000    | 1   | 2        | 3   | 1.0  | 5  | 0  | 0  | 0   | 0   | 2  | 10  | 3.3  |
| 00             | Wagner, Ahmad       | 3-0   | 30  | 10.0 | 2-3    | .667 | 0-0     | .000    | 4-5   | .800    | 2   | 3        | 5   | 1.7  | 6  | 0  | 1  | 1   | 0   | 3  | 8   | 2.7  |
| 24             | Ellingson, Brady    | 3-0   | 20  | 6.7  | 1-5    | .200 | 0-4     | .000    | 0-1   | .000    | 0   | 0        | 0   | 0.0  | 0  | 0  | 1  | 1   | 0   | 1  | 2   | 0.7  |
| 11             | Williams, Christian | 1-0   | 7   | 7.0  | 0-1    | .000 | 0-0     | .000    | 0-0   | .000    | 2   | 0        | 2   | 2.0  | 0  | 0  | 0  | 2   | 0   | 0  | 0   | 0.0  |
| 02             | Fleming, Andrew     | 1-0   | 4   | 4.0  | 0-1    | .000 | 0-1     | .000    | 0-0   | .000    | 0   | 0        | 0   | 0.0  | 0  | 0  | 0  | 0   | 1   | 0  | 0   | 0.0  |
| Team           |                     |       |     |      |        |      |         |         |       |         |     | 4        | 5   | 9    |    |    |    |     |     | 1  |     |      |
| Total.....     |                     | 3     | 600 |      | 82-187 | .439 | 22-57   | .386    | 54-75 | .720    | 44  | 74       | 118 | 39.3 | 41 | 0  | 34 | 28  | 7   | 25 | 240 | 80.0 |
| Opponents..... |                     | 3     | 600 |      | 81-191 | .424 | 28-80   | .350    | 31-41 | .756    | 39  | 71       | 110 | 36.7 | 59 | 1  | 39 | 37  | 7   | 18 | 221 | 73.7 |

## Iowa in Big Ten Statistics

| Category           | All Games |      | Conf Only |      | NCAA  |       |
|--------------------|-----------|------|-----------|------|-------|-------|
|                    | Stat      | Rank | Stat      | Rank | Stat  | Rank  |
| Turnover Margin    | +3.4      | 1st  | +3.5      | 1st  | +3.4  | 16th  |
| Assist/TO Ratio    | 1.7       | 2nd  | 1.5       | 2nd  | 1.7   | 4th   |
| Scoring Offense    | 80.5      | 2nd  | 78.5      | 2nd  | 80.5  | 29th  |
| Blocked Shots      | 5.5       | 3rd  | 5.1       | 2nd  | 5.5   | 19th  |
| 3-PT FG Defense    | .297      | 3rd  | .294      | 2nd  | .297  | 11th  |
| Steals             | 7.0       | 3rd  | 7.3       | 1st  | 7.0   | 91st  |
| 3-Pt. FG Per Game  | 8.7       | 4th  | 7.9       | 5th  | 8.7   | 45th  |
| Assists            | 16.4      | 4th  | 14.0      | 5th  | 16.4  | 27th  |
| 3-Pt. Field Goal % | .397      | 4th  | .396      | 3rd  | .397  | 15th  |
| Scoring Margin     | +12.4     | 4th  | +10.2     | 2nd  | +12.4 | 24th  |
| Field Goal %       | .464      | 5th  | .455      | 6th  | .464  | 65th  |
| FG% Defense        | .408      | 6th  | .420      | 4th  | .408  | 64th  |
| Free Throw %       | .720      | 8th  | .709      | 9th  | .720  | 94th  |
| Scoring Defense    | 68.1      | 8th  | 68.3      | 5th  | 68.1  | 95th  |
| Rebounding Margin  | +1.1      | 9th  | +0.1      | 8th  | +1.1  | 161st |

| Category     | Player           | All Games |      | NCAA |       |
|--------------|------------------|-----------|------|------|-------|
|              |                  | Stat      | Rank | Stat | Rank  |
| FG%          | Adam Woodbury    | .572      | 5th  | .572 | ---   |
| Bk. Shots    | Jarrod Uthoff    | 2.8       | 1st  | 2.8  | 10th  |
| Rebounding   | Adam Woodbury    | 8.0       | 4th  | 8.0  | 114th |
|              | Jarrod Uthoff    | 6.4       | 9th  | 6.4  | ---   |
| Scoring      | Jarrod Uthoff    | 18.6      | 3rd  | 18.6 | 61st  |
|              | Peter Jok        | 15.3      | 11th | 15.3 | 114th |
| Assists      | Mike Gesell      | 6.0       | 3rd  | 6.0  | 18th  |
|              | Anthony Clemmons | 3.7       | 11th | 3.7  | 213rd |
| Steals       | Peter Jok        | 1.4       | 4th  | 1.4  | 196th |
|              | Mike Gesell      | 1.3       | 5th  | 1.3  | ---   |
|              | Anthony Clemmons | 1.2       | 12th | 1.2  | ---   |
| 3-pt FG%     | Jarrod Uthoff    | .441      | 7th  | .441 | ---   |
|              | Peter Jok        | .414      | 14th | .414 | ---   |
| 3-pointers   | Peter Jok        | 2.4       | 6th  | 2.4  | 148th |
|              | Jarrod Uthoff    | 2.0       | 11th | 2.0  | ---   |
| FT%          | Jarrod Uthoff    | .833      | 6th  | .833 | 86th  |
|              | Peter Jok        | .821      | 7th  | .821 | ---   |
| Ast/TO Ratio | Mike Gesell      | 2.8       | 2nd  | 2.8  | 37th  |
|              | Anthony Clemmons | 2.5       | 6th  | 2.5  | 68th  |

### GESELL PUTTING UP CAREER NUMBERS

Fourth-year starter Mike Gesell is having a career season leading the team at point guard. The native of South Sioux City, Nebraska, is averaging career bests in scoring (8.8), rebounds (3.4), assists (6.0), field goal percentage (.436), and 3-point accuracy (.387).

Gesell was named Big Ten Player of the Week on Jan. 11 after posting his first career double-double (22 points and 10 assists) in a 77-66 victory over Nebraska (Jan. 5). Gesell matched career highs in free throws made (11) and attempted (13). He scored 19 of his 22 points and dished out seven of his 10 assists in the second half.

After netting a career-best 25 points (7-of-10 FG, 11-of-13 FT) to lift Iowa to an 83-70 win over No. 1 Michigan State, the senior had seven points, seven rebounds, and seven assists in Iowa's victory at No. 14 Purdue on Jan. 2. His efforts earned him national and Big Ten Player of the Week honors on Jan. 4, by the website *College Sports Madness*.

### FLOCKING TO CHA

Iowa sold out 20 home games the last three seasons. The Hawkeyes ranked 20th in national attendance in 2015, averaging 14,101 fans. It is the second straight season and 21st time that Iowa has cracked the top 20 in the national attendance rankings.

Iowa averages 13,444 fans in 2015-16, which includes four sell-out crowds (Michigan State; Michigan; Purdue; Northwestern).

### RETURNING STARTS

Iowa returned 134 of a possible 170 starting positions from the previous year (78.8 percent), the second-highest total during the Fran McCaffery era.

Iowa's starting five (Mike Gesell, Anthony Clemmons, Peter Jok, Jarrod Uthoff, Adam Woodbury) have a combined 19 years of college basketball experience.

| Season  | Ret. Starts From Previous Year | Final Record |
|---------|--------------------------------|--------------|
| 2015-16 | 134 of 170 (78.82 percent)     | TBD          |
| 2014-15 | 100 of 165 (60.6 percent)      | 22-12        |
| 2013-14 | 183 of 190 (96.3 percent)      | 20-13        |
| 2012-13 | 118 of 175 (67.4 percent)      | 25-13        |
| 2011-12 | 119 of 155 (76.8 percent)      | 18-17        |
| 2010-11 | 126 of 160 (78.75 percent)     | 11-20        |

### PETER JOK NAMED BIG TEN PLAYER OF THE WEEK ON JAN. 18

Peter Jok collected his first Big Ten Player of the Week honor of his career on Jan. 18. Jok led Iowa to a pair of wins at No. 4 Michigan State and Michigan at home. Jok averaged 19.5 points, shooting at a 58 percent clip from the field (14-of-24), including a blistering 63.6 percent (7-of-11) from 3-point range. He also averaged 3.5 rebounds, 1.5 assists, and 1.5 steals per game.

The native of West Des Moines, Iowa, helped snap an 18-game losing skid at Michigan State (Jan. 14) -- Iowa's last win at the Breslin Center came in 1993. Jok netted 19 of his game-high 23 points in the first half against the Spartans. The 6-foot-6, 205-pound guard netted 14 of his 16 points in the second half and had four rebounds in an 82-71 win against Michigan in Iowa City.

Iowa has garnered four weekly honors from the Big Ten Conference this season, including capturing back-to-back Player of the Week laurels; senior Mike Gesell earned the honor last week. It marks the first time Hawkeye players earned consecutive Player of the Week accolades since Adam Haluska (Jan. 30) and Jeff Horner (Feb. 6) earned co-Player of the Week honors in 2006. It is the first time in school history that two Hawkeyes earned the weekly honor in consecutive weeks without sharing the award with another Big Ten student-athlete.

Only twice in school history has three different Hawkeyes earned Big Ten Player of the Week distinction in the same season, 2015-16 (Gesell, Jok, and Uthoff) and 2000-01 (Reggie Evans, Dean Oliver, and Luke Recker -- twice).

### Hawkeyes Named Big Ten Player of the Week in 2015-16

|         |                                      |
|---------|--------------------------------------|
| Dec. 14 | Jarrod Uthoff (co)                   |
| Dec. 21 | Nicholas Baer (Freshman of the Week) |
| Jan. 11 | Mike Gesell                          |
| Jan. 18 | Peter Jok                            |

### DOWN GOES #1

Iowa's victory over Michigan State on Dec. 29, marked the first time it has ever beaten a No. 1 team at home (0-2, 1993 vs. Indiana and 2005 vs. Illinois). It was Iowa's first win against a No. 1 ranked team since beating top-ranked Connecticut in New York City in 1999. Iowa became just the ninth unranked team in the last 20 seasons to beat an AP No. 1 by 13 or more points.

The state of Iowa is just the second state ever to have three teams beat the top-ranked team in the country. UNI toppled UNC on Nov. 21 and Iowa State downed Oklahoma on Jan. 18). Four teams from North Carolina beat No. 1 teams in 1997-98.



### **DIALING IT UP FROM LONG DISTANCE**

Iowa averaged 5.6 3-pointers made per game a year ago. Through 24 games this season, the Hawkeyes are averaging 8.7 triples, which ranks fourth in the Big Ten and 45th nationally.

Iowa's Peter Jok ranks sixth in the league averaging 2.4 triples per game. The Hawkeyes are 9-1 this year when Jok sinks at least three triples in a game.

Iowa made 12 triples in four games this season (Coppin State, Marquette, Dayton, and UMKC). The last time the Hawkeyes made 12+ 3-pointers in a game four times in a season was in 2009-10 (five times). Additionally, eight of Iowa's top 11 treys made in a game during the McCaffery era have occurred the first 20 games this season. Iowa has made 10 or more triples 11 times this season.

Last year, Iowa shot 33.3 percent from behind the arc, which ranked 11th in the league. This season, the Hawkeyes are shooting at a 39.7 percent clip -- 15th best in the nation. Iowa's 3-point percentage (.397) is its best in a season since the 1997-98 season (40.1 percent).

### **EXPERIENCED BACKCOURT**

Iowa has two senior point guards (Mike Gesell and Anthony Clemmons) and a junior shooting guard (Peter Jok) on this year's roster.

Gesell and Clemmons rank 37th and 68th nationally, respectively, in assist-to-turnover ratio. Clemmons is third on the team in scoring (9.0), while Gesell is tied for fourth (8.8).

Clemmons was named the team's Most Improved Player last spring after leading the team in 3-point accuracy (.373) and posting single-season bests in rebounding, steals, scoring, and free throw percentage in 2014-15. Clemmons is averaging 9.3 points and 3.5 assists over the last 12 games.

Gesell is a four-year starter, who has 1,015 points, 497 assists, and 146 steals. The Hawkeye senior is 20 assists from tying B.J. Armstrong for fourth in Iowa career assists.

### **BAER BECOMES RELIABLE RESERVE**

After forward Dale Jones suffered a season-ending knee injury on Dec. 1, Nicholas Baer has seen his minutes increase. The redshirt freshman walk-on has taken advantage of the opportunity.

Baer was named Big Ten Freshman of the Week (Dec. 21) after his performance against Drake (Dec. 19). He scored 13 points making five of his 10 field goal attempts, including going 3-of-5 from 3-point range. The native of Bettendorf, Iowa, also grabbed seven rebounds and blocked a personal-best six shots while playing a career-high 30 minutes in Iowa's 70-64 victory over Drake at the Hy-Vee Big Four Classic in Des Moines.

Baer's six blocks, four of which came in the first half against the Bulldogs, broke the Wells Fargo Arena record in a college basketball game. The six rejections in a game were also the most by an Iowa freshman since Melsahn Basabe denied six shots against Ohio State in 2011. Baer's six blocks helped Iowa establish a school record for total blocks in a game with 14, besting the previous mark of 13 set against Illinois on March 5, 2013.

Baer is averaging 15 minutes off the bench, averaging 4.9 points, shooting at a 43 percent clip from 3-point range (22-of-51) and 2.6 rebounds. Baer's 18 blocked shots on the season rank second best on the team. He has scored in double figures and grabbed five or more rebounds four times this season (UMKC, Drake, Tennessee Tech, and Michigan State).

## **Iowa Signs 4 Prep Standouts**

Jordan Bohannon, Tyler Cook, Ryan Kriener, and Cordell Pemsil have all signed a National Letter of Intent to attend the University of Iowa in 2016.

Bohannon is a 6-foot-1, 170-pound guard from Linn-Mar High School in Marion, Iowa. Bohannon led his high school team in team in scoring (17.7), assists (4.5), rebounds (4.5), and tied for steals while being named first team All-Metro and All-Conference, second team All-State, Metro Player of the Year. He was a four-year letterman on the basketball team and competed three years on varsity golf team. Bohannon averaged 16 points and six rebounds on the 2015 AAU National, State, and Elite 28 Premier League Champion Martin Brother's squad. He was AAU teammates with Kriener and Pemsil.

Cook is a three-year varsity starter and team captain the last two seasons for Chaminade College Prep in St. Louis. The 6-foot-9, 240-pound All-State honoree as a junior averaged 13 points and six rebounds. Cook was a Nike Global Challenge and Nike Skills Academy participant. He is ranked as the No. 51 player in the 2016 class according to ESPN.

Kriener (pronounced KREEN-ir) is a 6-foot-10, 240 pounds forward from Spirit Lake High School in Spirit Lake, Iowa. He was a 2015 all-conference and second-team all-state honoree. Kriener was a two-time all-region selection for the state tournament. He averaged 19.8 points, while shooting at a 71 percent (204-of-286) clip from the field, and 8.5 rebounds as a junior. Kriener averaged 18 points and 15 rebounds on the 2015 AAU National, State, and Elite 28 Premier League Champion Martin Brother's squad. He was AAU teammates with Bohannon and Pemsil.

Pemsil, a native of Dubuque, Iowa, averaged 15.2 points and 8.75 rebounds his first three seasons at Wahlert High School. He was a two-time first-team all-state and all-conference selection. Pemsil, a three-time team captain, led Wahlert to two straight state championships. He averaged 17.3 points per game as a junior before missing the final seven games due to injury. He was AAU teammates with Bohannon and Kriener. Pemsil also competed on the Wahlert golf and baseball teams for four and three years, respectively.

### **MUSCLE GAIN**

Last season, freshman Dom Uhl was listed a 6-foot-8 and 195 pounds. After a year in the weight room, the sophomore forward checks in a 6-foot-9 and 215 pounds entering this season. Uhl earned the team's Newcomer Award last year.

Uhl is averaging 18 minutes, seven points, and 3.9 rebounds per game this year. He has scored in double figures seven times this season. Uhl posted his first career double-double against UMKC (Dec. 5) with 14 points and a personal-high 10 boards. He had nine points, two rebounds, and a steal at No. 7 Maryland (Jan. 28).

Uhl is shooting 54 percent (14-of-26) from behind the arc in conference play.

He pulled down team bests in rebounds three times this season (Drake, Tennessee Tech, and Nebraska).

### Iowa in the Rankings

|              |   |
|--------------|---|
| KenPom ..... | 3 |
| Sagarin..... | 6 |
| BPI .....    | 4 |
| RPI .....    | 7 |

### Iowa Wins Over Top 50 RPI Teams

|       |                                   |                |
|-------|-----------------------------------|----------------|
| 11/9  | #34 Wichita St (W, 84-61)         | Orlando        |
| 12/2  | #44 Florida State (W, 78-75 - ot) | Iowa City      |
| 12/29 | #18 Michigan St (W, 83-70)        | Iowa City      |
| 1/2   | #20 Purdue (70-63)                | West Lafayette |
| 1/14  | #18 Michigan St (76-59)           | East Lansing   |
| 1/24  | #20 Purdue (83-71)                | Iowa City      |

### Iowa Career Assists

|    |     |                 |         |
|----|-----|-----------------|---------|
| 1. | 612 | Jeff Horner     | 2003-06 |
| 2. | 575 | Andre Woolridge | 1995-97 |
| 3. | 561 | Dean Oliver     | 1998-01 |
| 4. | 517 | BJ Armstrong    | 1986-89 |
| 5. | 497 | Mike Gesell     | 2012-16 |

### Iowa Career Blocked Shots

|    |     |                |         |
|----|-----|----------------|---------|
| 1. | 365 | Acie Earl      | 1990-93 |
| 2. | 229 | Greg Stokes    | 1982-85 |
| 3. | 212 | Erek Hansen    | 2004-06 |
| 4. | 158 | Jarrold Uthoff | 2013-16 |

### Iowa Single-Season Blocked Shots

|     |     |                |      |
|-----|-----|----------------|------|
| 1.  | 121 | Acie Earl      | 1992 |
| 2.  | 106 | Acie Earl      | 1991 |
| 3.  | 89  | Erek Hansen    | 2006 |
| 4.  | 88  | Acie Earl      | 1993 |
| 5.  | 83  | Erek Hansen    | 2005 |
| 6.  | 79  | Greg Stokes    | 1983 |
| 7.  | 68  | Jarrold Uthoff | 2016 |
| 8.  | 62  | Greg Stokes    | 1985 |
| 9.  | 58  | Greg Stokes    | 1984 |
| 10. | 56  | Jarrold Uthoff | 2015 |

### Iowa Career Scoring

|     |       |                 |             |
|-----|-------|-----------------|-------------|
| 22. | 1,188 | Dave Gunther    | 1957-59     |
|     | 1,188 | Bill Logan      | 1954-56     |
| 24. | 1,181 | Val Barnes      | 1991-93     |
| 25. | 1,176 | Sam Williams    | 1967-68     |
| 26. | 1,172 | John Johnson    | 1969-70     |
| 27. | 1,168 | Chad Calabria   | 1968-70     |
| 28. | 1,145 | Bob Hansen      | 1980-83     |
|     | 1,145 | Kevin Kunnert   | 1971-73     |
| 30. | 1,121 | Jarrold Uthoff  | 2013-16     |
| 31. | 1,119 | Melsahn Basabe  | 2011-04     |
| 32. | 1,118 | Chris Kingsbury | 1994-96     |
|     | 1,118 | Michael Payne   | 1982-85     |
| 34. | 1,112 | Kenny Arnold    | 1979-82     |
| 35. | 1,094 | Charles Darling | 1950-52     |
| 36. | 1,091 | Fred Brown      | 1970-71     |
| 37. | 1,090 | Ryan Bowen      | 1995-98     |
| 38. | 1,072 | Pierre Pierce   | 2002, 04-05 |
| 39. | 1,060 | Glen Worley     | 2001-04     |
| 40. | 1,054 | Reggie Evans    | 2001-02     |
|     | 1,054 | Carl Cain       | 1954-56     |
| 42. | 1,039 | Gerry Jones     | 1965-67     |
| 43. | 1,037 | Steve Carfino   | 1981-84     |
| 44. | 1,025 | George Peeples  | 1964-66     |
| 45. | 1,015 | Mike Gesell     | 2012-16     |

### Iowa Coaching Victories

|    |     |                 |              |
|----|-----|-----------------|--------------|
| 1. | 269 | Tom Davis       | 1986-99      |
| 2. | 168 | Lute Olson      | 1975-83      |
| 3. | 152 | Steve Alford    | 1999-2007    |
| 4. | 139 | Rollie Williams | 1930-42, 51  |
| 5. | 115 | Fran McCaffery  | 2010-present |

### UTHOFF FILLS IT UP DURING FIRST HALF AT IOWA STATE

Senior Jarrod Uthoff scored 30 first-half points at No. 2/4 Iowa State (Dec. 10), while also grabbing six rebounds, blocking two shots and collecting a steal. Uthoff made 11-of-13 shot attempts, including 5-of-6 from 3-point territory, while also going 3-of-4 from the charity stripe the first 20 minutes of action. He finished the contest with 32 points.

### UTHOFF PRODUCING ON THE WING

Jarrold Uthoff has amassed 1,121 points. The senior had his 19-game double-digit scoring streak snapped on Jan. 28, scoring nine points at nationally-ranked Maryland. Uthoff has scored 20 or more 12 times this year, including seven of the last 11 games (Purdue, Nebraska, Michigan, Rutgers, Purdue, and Northwestern). Uthoff's 11 20-point games prior to the month of February are the most by a Hawkeye since Adam Haluska in 2006-07 (12).

Uthoff ranks third in the Big Ten in scoring (18.6) and first in blocks (2.8), and is second on the Hawkeyes in 3-pointers (49) and rebounding (6.4). His 2.8 blocks per game ranks 10th best in the nation.

Uthoff is the second Big Ten player since 1996-97 to have 150+ blocks and 115+ 3-pointers made (Minnesota's Michael Bauer, 1999-2004). He is also the second player nationally the last 20 years to average two blocks and two 3-pointers per game (Duke's Shane Battier in 2000-01).

### Jarrold Uthoff 2015-16 Recognition

John Wooden Late Season Top 20 List // Oscar Robertson Trophy Top 20 // Lute Olson Award Watch List  
Preseason All-Big Ten  
Advocare All-Tournament Team  
ESPN and NBC Midseason Second Team All-America  
Dec. 14 - Big Ten co-Player of the Week  
Jan. 18 and Jan. 25 -- *College Sports Madness* Big Ten Player of the Week

### CLEMMONS SHUTTING DOWN BIG TEN OPPOSITION

Senior guard Anthony Clemmons has been a lock-down defender for the Hawkeyes, holding the player he guards to below their average nearly every time. Clemmons held Michigan State's Bryn Forbes to five total points in two games, limited Rapheal Davis to 10 total points in two games, Illinois' Kendrick Nunn to six points and Melo Trimble of Maryland to 11 points.

### CLOSING IN ON FOURTH STRAIGHT 20-WIN SEASON

Iowa enters Sunday's contest against Minnesota with 19 overall wins. Iowa has won 20 games or more the past three seasons -- its longest streak in 15 years. If the Hawkeyes reach the 20-win plateau this season, it will mark the first time since 1996-99 seasons that Iowa has posted four consecutive 20-win campaigns.

### IOWA'S SENIOR CLASS

Iowa's senior class has totaled 86 victories in its four years (25 in 2013; 20 in 2014; 22 in 2015; and 19 so far in 2016). The 86 wins tie the 1998 class for fourth most by a senior class in school history; Iowa's 1989 class ranks first with 97 wins, followed by 95 in the class of 1988 and 87 in the class of 1983.

Iowa's senior class has won 57 home games the past four seasons, which includes winning all 12 home games already contests as seniors. Iowa's 2015 senior class registered a school-record 59 home wins during their four-year careers. Iowa has three remaining home games on its schedule (Feb. 14 vs. Minnesota; Feb. 24 vs. Wisconsin; March 1 vs. Indiana).

Iowa's senior class has won at least once at 12 Big Ten arenas. The only gyms in the conference this class has played in and not won a game are the XFINITY Center (Maryland) and the Kohl Center (Wisconsin).

This class has won at Penn State (three times), Ohio State (twice), Northwestern (twice), Illinois (twice), Purdue, Indiana, Michigan State, Nebraska, Minnesota, Rutgers, and Michigan.

Also, the 2016 Iowa senior class has beaten every Big Ten team at least once during their careers.



## **IOWA'S 2015-16 STATISTICAL COMPARISONS**

|            | <b>All Games</b> | <b>Big Ten</b> | <b>Home Games</b> | <b>Away Games</b> | <b>Iowa Wins</b> | <b>Iowa Losses</b> |
|------------|------------------|----------------|-------------------|-------------------|------------------|--------------------|
| Record     | 19-5             | 10-2           | 12-0              | 7-5               | 19-0             | 0-5                |
| Points     | 80.5             | 78.5           | 84.2              | 76.9              | 82.4             | 73.4               |
| Opp. Pts   | 68.1             | 68.3           | 66.2              | 70.1              | 65.4             | 78.4               |
| FG%        | .464             | .455           | .470              | .457              | .471             | .436               |
| FG Def.    | .408             | .420           | .386              | .431              | .392             | .468               |
| 3-PT%      | .397             | .396           | .402              | .392              | .410             | .350               |
| 3-pt. Def. | .297             | .294           | .296              | .299              | .293             | .312               |
| FT%        | .720             | .709           | .727              | .710              | .733             | .649               |
| REB        | 38.5             | 37.0           | 40.3              | 36.6              | 39.1             | 36.0               |
| AST        | 16.4             | 14.0           | 17.4              | 15.3              | 16.9             | 14.4               |
| TO         | 9.9              | 9.3            | 10.0              | 9.8               | 9.6              | 11.2               |
| STL        | 7.0              | 7.3            | 7.7               | 6.4               | 7.6              | 4.8                |
| BLK        | 5.5              | 5.1            | 5.9               | 5.0               | 5.9              | 3.6                |

### **DISTRIBUTOR AND PROTECTOR**

Point guard Mike Gesell has done an outstanding job directing the Hawkeye offense his entire Hawkeye career. Gesell owns two of Iowa's top four assist-to-turnover ratios since the 1996-97 season. His 3.05 ratio in 2013-14 ranks first, while his 2.21 ratio in 2014-15 ranks fourth. Dean Oliver's 2.75 ratio in 2000-01 is second, followed by Ryan Luehrsmann's 2.21 in 1997-98 ranking third.

The native of South Sioux City, Nebraska, ranks 18th in the country in assists (6.0) and 37th in assist-to-turnover ratio (2.8). Gesell collected a career-best 12 assists in Iowa's win over Coppin State and had 10 helpers in Iowa's win vs. Tennessee Tech. He has been credited with nine or more assists eight times this season and 10 more three times. Gesell is the first Hawkeye with three 10-assist games in a season since Jeff Horner in 2005-06. He is on pace to surpass Andre Woolridge, who ranks second in career assists.

He poured in a game and career-best 25 points in lifting Iowa to an 83-70 win over No. 1 Michigan State and posted his first career double-double in Iowa's win over Nebraska (22 points and 10 assists).

### **HAWKEYE FAST BREAKS**

- Iowa has won nine Big Ten games by double digits -- the most by any major conference school in the country. It's also the most by any Hawkeye team since the 1996-97 season.
- Iowa is 50-7 when scoring 80 points or more, the last six seasons. The Hawkeyes are 60-2 when holding opponents to fewer than 61 points, the last six years.
- Iowa has won 12 of its last 18 true road games, dating back to last season. The Hawkeyes are 4-2 in Big Ten road games this season.
- Iowa has had a player score 20 points or more in 11 of its last 13 games, including three players (Jok, Uthoff, and Clemmons) total 20 or more points at Rutgers (Jan. 21). It marked the first time since 2000 (vs. Missouri) that Iowa had three players reach 20 points in a game: Luke Recker (23), Dean Oliver (22), and Reggie Evans (20). It is the first time three Hawkeyes poured in 20 points in a Big Ten game since 1989 (vs. Northwestern): Roy Marble (22), Ed Horton (21), and B.J. Armstrong (21).
- Iowa went 7-1 during the month of January, with the only loss coming by six points at No. 7 Maryland. The last time Iowa won seven games in the month of January was the 1986-87 season (7-2).
- Iowa posted a 6-1 record during the month of December, with the only loss coming by one point at No. 2/4 Iowa State on Dec. 10.
- Iowa has five wins versus AP Top 25 teams this season, which is the most in the country this season and tied for second-most by the Hawkeyes over the last 20 seasons.

- Iowa swept Purdue for the first time since the 2003-04 campaign.
- Iowa swept both Purdue and Michigan State, boasting a +12.3 average margin of victory in the four games.
- Only four times over the last two decades has Iowa swept the regular season series with the opponent ranked in both games -- two of the four times have taken place this season (Michigan State and Purdue).
- Iowa ranks second in the Big Ten in second chance points scored per game (13.5).
- Iowa ranks second in the league, averaging 17.1 points off turnovers.
- Iowa earned its first win over a ranked Big Ten opponent (Purdue) while being ranked in the Top 10 since beating No. 16 Ohio State while ranked No. 8 on Feb 13, 1989.
- Iowa has become the first team since Duke and Kentucky in 1965 to beat the same top-5 opponent by 10 in same year (No. 1 and No. 4 Michigan State by 13 and 17 points, respectively).
- Iowa defeated top-15 teams in back-to-back games (No. 1 Michigan State and No. 14 Purdue) for the first time since Nov., 2004 (beat No. 12 Louisville and No. 15 Texas).
- Iowa beat two ranked Big Ten (No. 1 Michigan State and No. 14 Purdue) teams in the same week for the first time since 1987.
- Adam Woodbury has led Iowa in rebounding the last eight contests, including controlling a career-high 15 boards vs. Penn State and at Indiana the last two weeks.
- Eighteen of Iowa's 24 games played this season have been contested under two hours.
- Iowa has posted road wins over a Big Ten ranked opponent each of the last three seasons.
- Iowa swept Michigan State for the first time since the 1992-93 season. The Hawkeyes' win in East Lansing on Jan. 14, was their first since 1993, snapping an 18-game losing streak at the Breslin Center. Iowa's 17-point win over Michigan State is its largest victory over the Spartans in East Lansing since a 75-57 win March 12, 1983.
- Iowa is only the second Big Ten team in the last 20 seasons to start 2-0 in conference play with both victories coming against ranked opponents (2009-10 Michigan State).
- Iowa's win over Purdue on Jan. 2 is its first in West Lafayette, Indiana, since Feb. 1, 2006. Its victory at No. 4 Michigan State on Jan. 14, is its first since Jan. 28, 1993.
- Iowa has won 38 of its last 39 nonleague home games, dating back to Nov., 2011. The lone loss came to Iowa State in 2014.
- Iowa won 21 regular season games last season, the most by a Hawkeye team since 2006 (22).
- Iowa's win over Florida State on Dec. 2, clinched the Big Ten/ACC Challenge for the Big Ten. The Hawkeyes have clinched the Challenge for the Big Ten each of the last two years.
- Iowa has competed in postseason play the last four years: NIT second round in 2012; NIT runner-up in 2013; NCAA first round in 2014; NCAA third round in 2015. The Hawkeyes tied for third place in the Big Ten last season -- its best finish in nine years.
- The Hawkeyes won seven true road games last season, including winning its final six regular-season Big Ten games for the first time since 1955. The seven total road wins were the most by a Hawkeye team since 1987.
- Iowa's 12 conference wins last season are the most by a Hawkeye team since 1997. Also, its third place finish was its best in nine seasons.
- Iowa's 83-52 effort over Davidson in the NCAA Second Round was the program's first tournament win since 2001. It also marked the largest margin of victory in an NCAA Tournament 7/10 match-up.
- Iowa has had a first-team All-Big Ten honoree in each of the last two seasons: Devyn Marble in 2014 and Aaron White in 2015.

### **BLOCK PARTY**

Iowa's length has affected a number of opponent shot attempts this season. The Hawkeyes have blocked 131 shots this season (5.5), which ranks third in the conference and 19th nationally.

Uthoff has put together back-to-back 50+ block seasons, totaling 56 last season and 68 this year. He is the first Hawkeye since Erik Hansen in 2005 and 2006 to register more than 50 rejections in consecutive seasons.

Iowa ranks first in the nation in 23 blocked shots on 3-point attempts, with Jarrod Uthoff blocking 13 of the 23. Uthoff's 13 blocks on opponent 3-point attempts ranks him ahead of 344 Division I teams.

### **INCREASED WORK LOAD**

The last couple seasons, Adam Woodbury split time at the center position with Gabriel Olaseni. With Olaseni having graduated, Woodbury's minutes have increased. The 7-foot-1 center averaged 21 minutes per game a year ago alongside Olaseni. In his career when playing 28 minutes or more, Woodbury averages 10.9 points and 7.5 rebounds per game. The senior has played over 28 minutes eight times this year.

Woodbury has totaled seven double-doubles this season, which ties three other players for the most in the league. Woodbury is the first Hawkeye to record a double-double in three straight games (Rutgers, Purdue, and Maryland) since Greg Brunner in 2005-06. He has led the team in rebounding the last eight games, including snagging a career-best 15 boards against Penn State and at Indiana this past Thursday night.

Woodbury is averaging 12 rebounds per game over the last seven games. He is the second Hawkeye the past 20 years to grab 84 or more rebounds in a seven game span (Reggie Evans in 2000-01 and 2001-02).

Woodbury grabbed 13 defensive rebounds against Penn State on Feb. 3 -- the most by a Hawkeye since Kurt Looby (Nov. 13, 2006 versus The Citadel).

### **FRESH START**

Peter Jok started 2015 with a new number, changing from No. 3 last year to No. 14 this season.

Jok ranks second on the team in scoring (15.3 ppg) and second in free throw accuracy (.821, 55-of-67). He has scored 20 or more points seven times (20 at Marquette; a career-best 24 vs. Florida State; 21 vs. Tennessee Tech; 23 at Michigan State; 29 at Rutgers; 26 vs. Northwestern; 23 at Illinois). Jok equaled a career best with five 3-pointers made at Rutgers (Jan. 21). Jok's 29-point outburst at Rutgers ties for seventh most by a Hawkeye during the Fran McCaffery era.

After averaging seven points per game a season ago, Jok has surged 8.3 points this year averaging 15.3 points per contest. The +8.3 improvement ranks second behind Penn State's Payton Banks among Big Ten players over the last two seasons.

The Hawkeye junior averaged 21 points in two games against Michigan State early in conference play. His 23 points at Michigan State (Jan. 14) and 16 against Michigan (Jan. 17) earned Jok Big Ten Player of the Week accolades.

Jok is one of four Hawkeyes since 2005-06 to average two or more 3-pointers and one steal per game in a season (Jeff Horner in 2006; Adam Haluska in 2007; Matt Gatens in 2012).

### **NOTING IOWA'S COMEBACK AGAINST PURDUE**

- Iowa trailed by 19 points at Purdue with 2:21 remaining in the first half. The Hawkeyes trailed by 17 points at halftime, which is the largest halftime comeback between major-conference teams this season.
- The 19-point comeback is the third largest in school history and second biggest in a Big Ten contest. The Hawkeyes rallied from 23 points against Gardner-Webb in 2012 and 22 points at Illinois in 1987. Iowa won the Illinois game in overtime.
- Iowa is the fourth Division I team in the last 20 seasons to beat an AP Top 15 team after trailing by 17-or-more points at the half, and only the second team to accomplish the feat on the road.

### **WELCOME NEWCOMERS**

Despite having four returning starters, plus another who has starting experience, Iowa welcomes 10 newcomers to its 2015-16 roster. The 10 newcomers includes two players who received red-shirts last season (Nicholas Baer and Brady Ellingson). Iowa's 10 newcomers ties for third most among Division I schools: Portland State and Tennessee State have 11, followed by Iowa, UTEP, and Nebraska with 10.

The Hawkeyes add five freshmen (Isaiah Moss, Andrew Fleming, Brandon Hutton, Ahmad Wagner, and Christian Williams), and three junior college transfers (Dale Jones, and Michael and Steven Soukup). Jones is out of action the remainder of this season due to suffering a knee injury at practice on Dec. 1.

### **UTHOFF, GESELL EARN ACADEMIC DISTINCTION**

Mike Gesell and Jarrod Uthoff were named 2016 Capital One Academic All-District first team honorees for their combined performance athletically and in the classroom. The Hawkeye duo will advance to the Capital One Academic All-America Team ballot, where first-, second-, and third-team All-America honorees will be selected later this month.

It marks the second straight year that Gesell and Uthoff earned the academic all-district distinction.

Gesell, a native of South Sioux City, Nebraska, garnered a cumulative grade point average of 4.11 this past fall taking leisure studies graduate classes after earning a finance degree in May 2015. The team co-captain ranks 18th nationally in assists (6.0) and is 39th in assist-to-turnover ratio (2.8). Gesell is averaging career bests in rebounds (3.4), assists (6.0), field goal percentage (.422), and 3-point accuracy (.367). Gesell scored career point No. 1,000 Thursday at Indiana.

Uthoff, a native of Cedar Rapids, Iowa, posted a 4.00 cumulative grade point average last semester taking leisure studies graduate classes after earning his degree in economics in May 2015. Uthoff has scored in double figures in all but one game this season, including netting 20 points or more 11 times. The team co-captain leads the Big Ten in blocked shots (2.9) and is third in scoring (18.4). He became the third Hawkeye in school history to amass 1,000 points and 150 blocks in a career (Acie Earl and Greg Stokes). Uthoff is the second player nationally the last 20 years to average two blocks and two 3-pointers per game (Duke's Shane Battier in 2000-01).

Gesell was a third team Academic All-America his junior year.

### **STEADY IMPROVEMENT...**

Since Fran McCaffery was named head coach at Iowa in 2010, he has guided the Hawkeyes to improvement each season.

| Year | Record | Big Ten Finish | Postseason       |
|------|--------|----------------|------------------|
| 2011 | 11-20  | 4-14 (10th)    | N/A              |
| 2012 | 18-17  | 8-10 (T-7th)   | NIT Second Round |
| 2013 | 25-13  | 9-9 (6th)      | NIT runners-up   |
| 2014 | 20-13  | 9-9 (6th)      | NCAA First Round |
| 2015 | 22-12  | 12-6 (T-3rd)   | NCAA Third Round |

### **IN MEMORY...**

Iowa's all-time leading scorer, Roy Marble, passed away on Sept. 11, 2015, at the age of 48. Marble led the Hawkeyes to four straight NCAA Tournament appearances, including advancing to the Elite Eight in 1987 and Sweet 16 in 1988, and led the team in scoring three consecutive seasons.

In memory of Marble, RM23 is stitched on the upper right corner of Iowa's jerseys this season.

### **IOWA VS. RANKED TEAMS**

Iowa is ranked No. 4 by the Associated Press and fifth in the *USA Today* Coaches Poll this week.

Iowa has played nine games against ranked opponents, posting a 5-4 record, which includes winning four of its last six contests (No. 1 Michigan State; No. 14 Purdue; No. 4 Michigan State; No. 22 Purdue). Iowa's five victories over AP ranked opponents are the most in the country.

Iowa became just the fifth team ever, and first team since Duke and Kentucky in 1965, to beat the same top-5 opponent by 10 in same season.

Below are Iowa's results versus nationally-ranked opponents this season:

|                       |  |
|-----------------------|--|
| <b>At Home:</b>       | 83-71 over 22nd-ranked Purdue, 1/24/16         |
|                       | 83-70 over 1st-ranked Michigan State, 12/29/15 |
| <b>On the Road:</b>   | 83-82 loss to 2nd-ranked Iowa State, 12/10/15  |
|                       | 76-59 over 4th-ranked Michigan State, 1/14/16  |
|                       | 70-63 over 14th-ranked Purdue, 1/2/16          |
|                       | 74-68 loss to 7th-ranked Maryland, 1/28/16     |
| <b>Neutral Court:</b> | 68-62 loss to 17th-ranked Notre Dame, 11/27/15 |
|                       | 84-61 over 20th-ranked Wichita State, 11/29/15 |

### **UTHOFF NAMED TO ADVOCARE INVITE ALL-TOURNAMENT TEAM**

Iowa's Jarrod Uthoff was one of five players named to the 2015 Advocare Invitational All-Tournament Team. Uthoff joined Xavier's Trevon Bluiett and Jalen Reynolds, Scoochie Smith of Dayton, and Justin Robinson of Monmouth (MVP).

Uthoff averaged 20 points in three games (Dayton, Notre Dame, and Wichita State), reaching double figures in the first half in all three games. The Hawkeye senior also averaged 5.7 rebounds and 2.7 blocks, and shot at a 50 percent clip (23-of-46).

### **CLOSING OUT THE NONCONFERENCE SCHEDULE**

Iowa finished its nonconference schedule with a record of 9-3. Fran McCaffery's last four Hawkeye teams, including this season, won at least nine nonleague games: 2016 (9); 2015 (9); 2014 (11); 2013 (11). Iowa's 2012 team won eight nonconference contests.

### **UTHOFF NAMED BIG TEN CO-PLAYER OF THE WEEK -- DEC. 14**

Iowa's Jarrod Uthoff was named Big Ten Co-Player of the Week along with Maryland's Melo Trimble on Dec. 14. The honor is the second of Uthoff's career.

Uthoff shot 61 percent from the field (22-of-36), including a blistering 69 percent from 3-point range (9-of-13), and 86 percent from the free throw line (6-of-7) in two games, averaging nearly a double-double (29.5 points and nine rebounds).

The native of Cedar Rapids, Iowa, scored a career-high 27 points in a 90-56 win over Western Illinois, and then bested that performance with a personal-best 32 points at No. 2/4 Iowa State.

The Hawkeye senior scored 24 of his 27 points in the first half against the Leathernecks and 30 of his 32 in the first 20 minutes against the Cyclones. Uthoff's 32 points are the most by a Hawkeye since Matt Gatens had 33 against Wisconsin in 2012, and the most by a Big Ten player this season against a ranked opponent.

### **GESELL CANDIDATE FOR SENIOR CLASS AWARD**

Senior Mike Gesell is one of 30 candidates for the Senior CLASS Award.

An acronym for Celebrating Loyalty and Achievement for Staying in School, the Senior CLASS Award focuses on the total student-athlete and encourages students to use their platform in athletics to make a positive impact as leaders in their communities. To be eligible for the award, student-athletes must be classified as an NCAA Division I senior and have notable achievements in four areas of excellence: community, classroom, character, and competition.

### **2 HAWKEYES SELECTED IN LAST 2 NBA DRAFTS**

Roy Devyn Marble and Aaron White were selected in the second round of the NBA Draft each of the past two seasons -- Marble in 2014 by Orlando and White in 2015 by Washington.

The Hawkeyes are one of four Big Ten schools to have multiple players drafted by NBA teams the last two years:

|                    |
|--------------------|
| Michigan - 3       |
| Michigan State - 3 |
| <b>IOWA - 2</b>    |
| Wisconsin - 2      |

### **THREE TIMES THE CHARM**

Iowa posted a 22-12 record last season, reaching the 20-win plateau for the third consecutive season. For the first time in 15 years, Iowa won 20 or more games in three consecutive seasons. The last time Iowa won at least 20 games four straight seasons was 1995-1999 -- Tom Davis' last five seasons as Iowa's head coach.

### **HAWKEYEBASKETBALL.COM**

Check out the Iowa basketball team's website, [HawkeyeBasketball.com](http://HawkeyeBasketball.com), devoted to everything on-and-off-the-court surrounding the program.

[HawkeyeBasketball.com](http://HawkeyeBasketball.com), allows fans a chance to go behind the scenes with the Hawkeye basketball program on and off the court. The site is complete with exclusive videos, photo galleries and content featuring the basketball program.

**MCCAFFERY IN COACHES CHARITY CHALLENGE**

Infiniti, ESPN, NABC and the NCAA have teamed up again to produce a one-of-a-kind charity competition -- the Infiniti Coaches' Charity Challenge.

For 10 weeks, 48 coaches compete in a round robin bracket tournament for the chance to win \$100,000 for charity. Iowa's Fran McCaffery is one of 48 collegiate coaches taking part in this challenge.

Fan participation will determine the ultimate winner over an eight-week period by registering and voting on a custom micro-site on [ESPN.com/Infiniti](http://ESPN.com/Infiniti). The tournament is divided into four rounds. The coaches with the most votes will advance to the next round and earn more money for their charity. McCaffery is one of 24 coaches who earned enough votes to advance to the second round of voting.

Visit [ESPN.com/Infiniti](http://ESPN.com/Infiniti) each day and vote for McCaffery, using multiple email addresses, and his charity -- Holden Comprehensive Cancer Center.

**MCCAFFERY'S HONORED WITH FIGHTING SPIRIT AWARD**

The American Cancer Society honored Fran and Margaret McCaffery with the Fighting Spirit Award, Sept. 30, in Troy, New York, at the 10th Anniversary Coaches vs. Cancer Basket Ball. The McCaffery's were honored for bringing attention and their tremendous amount of fundraising for cancer research.

McCaffery was also honored with the Coaches vs. Cancer Champion Award during Final Four Weekend in Indianapolis last April.

The honor is awarded annually to a college coach who has been engaged vigorously in the Coaches vs. Cancer program's fundraising, education and promotional initiatives and has demonstrated leadership in the fight to save more lives from cancer.

The McCaffery's helped raise \$176,000 at October's cancer research fundraiser, which will benefit the Adolescent and Young Adult Program Fund in Johnson County. The McCaffery family committed \$22,000 this year and an additional \$10,000 per year for the duration of his contract at Iowa.

**COACHING EXPERIENCE**

Fran McCaffery has the most experienced coaching staff in the country. The Iowa men's basketball staff has 67 years of combined collegiate head coaching experience and more than 130 years of collegiate coaching under their belts -- the most experience of any Division I college basketball program in the country. Listed below are the number of years of head coaching experience on the Iowa staff.

| Coach _____           | Years    |
|-----------------------|----------|
| Fran McCaffery _____  | 19 years |
| Kirk Speraw's _____   | 20 years |
| Sherman Dillard _____ | 10 years |
| Andrew Francis _____  | 2 years  |
| Billy Taylor _____    | 11 years |
| Al Seibert _____      | 5 years  |

**IOWA HEADSHOTS AVAILABLE ONLINE**

Up-to-date head shots of all Iowa players and coaches are available on the internet at [pics.hawkeyesports.com](http://pics.hawkeyesports.com).

**ON THE HORIZON**

Iowa hits the road for a contest at Penn State on Wednesday, Feb. 17. The game is scheduled to tipoff at 5:30 p.m. (CT) at the Bryce Jordan Center and will be televised nationally on BTN (BTN2GO).



# IOWA HAWKEYE BASKETBALL

## UPDATED IOWA PLAYER BIO

### Nicholas Baer



# 51

**RS-Fr., 6-7, 200, Forward**  
**Bettendorf, Iowa**  
**Bettendorf HS**

- Non-scholarship athlete
- Scored in double figures four times; led or shared team lead in blocked shots four times
- Ranks second on the team in blocked shots per game (0.8)
- Surpassed 100 career points after scoring seven points against Northwestern (Jan. 31)
- Connected on 22 triples (22-of-51, .431) and is averaging 14.8 minutes per game off the bench
- Grabbed 5+ rebounds in six games
- Made both 3-point field goal attempts, and had a rebound, assist, and one steal in season opening win over Gardner-Webb
- Grabbed two rebounds and was credited with a block in win at Marquette
- Averaged 3.7 rebounds and 3.3 points in three games off the bench at the Advocare Invitational
- Blocked two shots vs. #17 Notre Dame
- Tallied eight points on 3-of-4 shooting from the field, including 2-of-3 from 3-point range, in win over #20 Wichita State
- Posted personal bests in scoring (14) and 3-pointers (4), while also grabbing five rebounds in victory over UMKC
- Named Big Ten Freshman of the Week (Dec. 21) after scoring 13 points (5-10 FG, 3-5 3-pt FG), grabbing a personal-best seven rebounds, and blocking a Wells Fargo Arena record six shots in win over Drake
- His six blocks against Drake are the most by a Hawkeye freshman since Melsahn Basabe denied six against Ohio State in 2011
- Netted a personal-best 19 points on 8-of-10 shooting from the field, including 3-of-4 from 3-point range, while also pulling down five rebounds and collecting two steals in win over Tennessee Tech
- Netted 11 points on 4-of-7 shooting from the field, including 1-of-3 from beyond the arc, while also blocking two shots in win over #1 Michigan State

### 2015-16 Game-by-Game

| Opponent          | Date     | gs | min  | Total  |      | 3-Pointers |      | Free throws |      | Rebounds |     |     |     | pf | a  | t/o | blk | stl | pts | avg |
|-------------------|----------|----|------|--------|------|------------|------|-------------|------|----------|-----|-----|-----|----|----|-----|-----|-----|-----|-----|
|                   |          |    |      | fg-fga | pct  | 3fg-fga    | pct  | ft-fa       | pct  | off      | def | tot | avg |    |    |     |     |     |     |     |
| GARDNER-WEBB      | 11/13/15 | 13 | 2-5  | .400   | 2-2  | 1.000      | 0-0  | .000        | 0    | 1        | 1   | 1.0 | 0   | 1  | 0  | 0   | 1   | 6   | 6.0 |     |
| COPPIN STATE      | 11/15/15 | 14 | 0-2  | .000   | 0-2  | .000       | 0-0  | .000        | 0    | 2        | 2   | 1.5 | 1   | 1  | 1  | 1   | 0   | 0   | 3.0 |     |
| at Marquette      | 11/19/15 | 7  | 0-0  | .000   | 0-0  | .000       | 0-0  | .000        | 1    | 1        | 2   | 1.7 | 2   | 0  | 0  | 1   | 0   | 0   | 2.0 |     |
| vs DAYTON         | 11/26/15 | 16 | 1-3  | .333   | 0-0  | .000       | 0-0  | .000        | 4    | 2        | 6   | 2.8 | 2   | 1  | 1  | 0   | 0   | 2   | 2.0 |     |
| vs NOTRE DAME     | 11/27/15 | 8  | 0-1  | .000   | 0-1  | .000       | 0-0  | .000        | 2    | 1        | 3   | 2.8 | 2   | 0  | 0  | 2   | 0   | 0   | 1.6 |     |
| vs WICHITA STATE  | 11/29/15 | 24 | 3-4  | .750   | 2-3  | .667       | 0-0  | .000        | 1    | 1        | 2   | 2.7 | 2   | 0  | 1  | 0   | 1   | 8   | 2.7 |     |
| FLORIDA STATE     | 12/02/15 | 9  | 0-1  | .000   | 0-1  | .000       | 0-0  | .000        | 0    | 1        | 1   | 2.4 | 2   | 0  | 0  | 0   | 2   | 0   | 2.3 |     |
| UMKC              | 12/05/15 | 15 | 5-8  | .625   | 4-5  | .800       | 0-0  | .000        | 2    | 3        | 5   | 2.8 | 0   | 0  | 0  | 0   | 1   | 14  | 3.8 |     |
| WESTERN ILLINOIS  | 12/07/15 | 13 | 1-3  | .333   | 0-2  | .000       | 0-0  | .000        | 0    | 5        | 5   | 3.0 | 0   | 1  | 1  | 0   | 0   | 2   | 3.6 |     |
| at Iowa State     | 12/10/15 | 7  | 1-4  | .250   | 0-3  | .000       | 0-0  | .000        | 1    | 1        | 2   | 2.9 | 0   | 0  | 0  | 0   | 0   | 2   | 3.4 |     |
| vs Drake          | 12/19/15 | 30 | 5-10 | .500   | 3-5  | .600       | 0-0  | .000        | 3    | 4        | 7   | 3.3 | 3   | 2  | 0  | 6   | 1   | 13  | 4.3 |     |
| TENNESSEE TECH    | 12/22/15 | 23 | 8-10 | .800   | 3-4  | .750       | 0-0  | .000        | 0    | 5        | 5   | 3.4 | 2   | 0  | 0  | 1   | 2   | 19  | 5.5 |     |
| MICHIGAN STATE    | 12/29/15 | 21 | 4-7  | .571   | 1-3  | .333       | 2-2  | 1.000       | 2    | 3        | 5   | 3.5 | 2   | 1  | 0  | 2   | 1   | 11  | 5.9 |     |
| at Purdue         | 01/02/16 | 16 | 3-3  | 1.000  | 1-1  | 1.000      | 0-0  | .000        | 2    | 2        | 4   | 3.6 | 0   | 0  | 2  | 2   | 0   | 7   | 6.0 |     |
| NEBRASKA          | 01/05/16 | 16 | 0-0  | .000   | 0-0  | .000       | 2-4  | .500        | 1    | 2        | 3   | 3.5 | 2   | 1  | 1  | 1   | 1   | 2   | 5.7 |     |
| at Michigan State | 01/14/16 | 17 | 1-3  | .333   | 0-1  | .000       | 1-2  | .500        | 0    | 2        | 2   | 3.4 | 2   | 2  | 1  | 0   | 1   | 3   | 5.6 |     |
| MICHIGAN          | 01/17/16 | 20 | 2-5  | .400   | 1-4  | .250       | 2-2  | 1.000       | 0    | 1        | 1   | 3.3 | 1   | 1  | 0  | 0   | 1   | 7   | 5.6 |     |
| at RUTGERS        | 01/21/16 | 13 | 0-3  | .000   | 0-3  | .000       | 0-0  | .000        | 2    | 0        | 2   | 3.2 | 1   | 1  | 0  | 0   | 1   | 0   | 5.3 |     |
| PURDUE            | 01/24/16 | 11 | 1-1  | 1.000  | 1-1  | 1.000      | 0-0  | .000        | 1    | 0        | 1   | 3.1 | 2   | 0  | 1  | 1   | 1   | 3   | 5.2 |     |
| at Maryland       | 01/28/16 | 7  | 0-3  | .000   | 0-3  | .000       | 0-0  | .000        | 0    | 0        | 0   | 3.0 | 2   | 0  | 0  | 1   | 0   | 0   | 5.0 |     |
| NORTHWESTERN      | 01/31/16 | 17 | 3-6  | .500   | 1-1  | 1.000      | 0-0  | .000        | 0    | 1        | 1   | 2.9 | 1   | 0  | 0  | 0   | 1   | 7   | 5.0 |     |
| PENN STATE        | 02/03/16 | 19 | 3-4  | .750   | 2-3  | .667       | 0-1  | .000        | 0    | 1        | 1   | 2.8 | 0   | 1  | 2  | 0   | 1   | 8   | 5.2 |     |
| at Illinois       | 02/07/16 | 7  | 1-2  | .500   | 1-2  | .500       | 0-0  | .000        | 0    | 1        | 1   | 2.7 | 1   | 0  | 0  | 0   | 0   | 3   | 5.1 |     |
| at Indiana        | 2/11/16  | 13 | 0-1  | .000   | 0-1  | .000       | 0-0  | .000        | 1    | 0        | 1   | 2.6 | 3   | 0  | 0  | 0   | 1   | 0   | 4.9 |     |
| Totals            |          | 0  | 356  | 44-89  | .494 | 22-51      | .431 | 7-11        | .636 | 23       | 40  | 63  | 2.6 | 33 | 13 | 11  | 18  | 17  | 117 | 4.9 |

Games played: 24  
 Minutes/game: 14.8  
 Points/game: 4.9  
 FG Pct: 49.4  
 3FG Pct: 43.1  
 FT Pct: 63.6

Rebounds/game: 2.6  
 Assists/game: 0.5  
 Turnovers/game: 0.5  
 Assist/turnover ratio: 1.2  
 Steals/game: 0.7  
 Blocks/game: 0.8

- Shot 1.000 from the field (3-3 FG, 1-1 3-pt FG), while grabbing four rebounds and rejecting two shots in road win over #14 Purdue
- In 16 minutes off the bench, collected three rebounds in addition to recording one blocked shot and one steal in victory over Nebraska
- Tallied three points, connecting on only shot attempt in home win over #22 Purdue; also collected one rebound, a block, and a steal
- Scored seven points on 3-of-6 shooting from the field, including one 3-pointer against Northwestern; recorded one board and a steal
- Netted eight points and posted one rebound, an assist, and a steal in home win over Penn State

#### Personal Bests

**Points:** 19 vs. Tennessee Tech, 12/22/15  
**Rebounds:** 7 vs. Drake, 12/19/15  
**FGM:** 8 vs. Tennessee Tech, 12/22/15  
**FGA:** 10, 2x, last vs. Tennessee Tech, 12/12/15  
**3-pt FG:** 4 vs. UMKC, 12/5/15  
**3-pt FGA:** 5, 2x, last vs. Drake, 12/19/15  
**FTM:** 2 vs. Michigan State, 12/29/15  
**FTA:** 4 vs. Nebraska, 1/5/16  
**Assists:** 2, 2x, last vs. Michigan State, 1/14/16  
**Steals:** 2, 2x, last vs. Tennessee Tech, 12/22/15  
**Blocks:** 6 vs. Drake 12/19/15  
**Minutes:** 30 vs. Drake, 12/19/15

#### CAREER STATISTICS

| YEAR   | G/GS | FG-A  | PCT  | 3-PT  | PCT  | FT-A | PCT  | RB | AVG | PF-FO | AS | TO | BK | ST | PTS | AVG |
|--------|------|-------|------|-------|------|------|------|----|-----|-------|----|----|----|----|-----|-----|
| Fresh. | 24/0 | 44-89 | .494 | 22-51 | .431 | 7-11 | .636 | 63 | 2.6 | 33-0  | 13 | 11 | 18 | 17 | 117 | 4.9 |
| TOTALS | 24/0 | 44-89 | .494 | 22-51 | .431 | 7-11 | .636 | 63 | 2.6 | 33-0  | 13 | 11 | 18 | 17 | 117 | 4.9 |



# IOWA HAWKEYE BASKETBALL

## UPDATED IOWA PLAYER BIO

### Anthony Clemmons



# 5

**Sr., 6-2, 200, Guard**  
**Lansing, Mich.**  
**Sexton HS**

- Averaging 12 points and 3.7 assists over the last seven games
- Made two 3-pointers in each of the last two games
- Made at least one 3-pointer in 16 games this season
- Scored in double figures 13 times this season, including seven of the last nine games, after reaching double figures a combined six times the last two years
- Credited with six or more assists six times; ranks 11th in the Big Ten in assists per game (3.7)
- Defensively, held Bryn Forbes of Michigan State to five total points in two games; Illinois' Kendrick Nunn to six points; Maryland's Melo Trimble to 11 points; Purdue's Raphael Davis to 10 total points in two contests
- Led the team in assists in three of the last six games
- Ranks 68th nationally in assist/turnover ratio (2.5)
- Tied a career high with six free throws made in season opening win over Gardner-Webb
- Had seven points and five assists in victory over Coppin State
- Posted a season high in assists (7), while scoring 11 and tallying three steals in win at Marquette
- Reached double figures in second consecutive contest, scoring 11, to go along with a team-high six assists against Dayton
- Collected 10 points, a season-high four rebounds, and a team-best four assists in overtime win over Florida State
- Tallied 13 points, missing only two shot attempts, while also recording six assists in victory over UMKC
- Registered nine points, six assists and had a team-best three steals in win over Western Illinois
- Netted 10 points in victory over Drake
- Scored 11 points, snagged five rebounds, and had two assists in win over Tennessee Tech
- Led the team with five assists in upset victory over #1 Michigan State
- Dropped eight points, while also recording a game and career-high four steals in road victory over #14 Purdue
- Equaled a season high with 13 points and dished out two assists in road win over #4 Michigan State

### 2015-16 Game-by-Game

| Opponent          | Date     | gs | min | Total  |        | 3-Pointers |       | Free throws |       | Rebounds |     |     |     | pf  | a  | t/o | blk | stl | pts | avg |     |
|-------------------|----------|----|-----|--------|--------|------------|-------|-------------|-------|----------|-----|-----|-----|-----|----|-----|-----|-----|-----|-----|-----|
|                   |          |    |     | fg-fga | pct    | 3fg-fga    | pct   | ft-fa       | pct   | off      | def | tot | avg |     |    |     |     |     |     |     |     |
| GARDNER-WEBB      | 11/13/15 | *  | 33  | 1-7    | .143   | 0-3        | .000  | 6-8         | .750  | 0        | 2   | 2   | 2.0 | 2   | 2  | 3   | 0   | 0   | 8   | 8.0 |     |
| COPPIN STATE      | 11/15/15 | *  | 13  | 3-7    | .429   | 0-2        | .000  | 1-2         | .500  | 1        | 1   | 2   | 2.0 | 0   | 5  | 0   | 1   | 0   | 7   | 7.5 |     |
| at Marquette      | 11/19/15 | *  | 28  | 5-10   | .500   | 1-3        | .333  | 0-0         | .000  | 1        | 1   | 2   | 2.0 | 1   | 7  | 3   | 0   | 3   | 11  | 8.7 |     |
| vs DAYTON         | 11/26/15 | *  | 34  | 5-9    | .556   | 1-2        | .500  | 0-0         | .000  | 0        | 3   | 3   | 2.3 | 3   | 6  | 2   | 0   | 2   | 11  | 9.3 |     |
| vs NOTRE DAME     | 11/27/15 | *  | 28  | 1-3    | .333   | 1-2        | .500  | 0-0         | .000  | 1        | 2   | 3   | 2.4 | 4   | 1  | 2   | 0   | 1   | 3   | 8.0 |     |
| vs WICHITA STATE  | 11/29/15 | *  | 21  | 2-6    | .333   | 1-1        | 1.000 | 0-0         | .000  | 0        | 1   | 1   | 2.2 | 1   | 3  | 1   | 0   | 1   | 5   | 7.5 |     |
| FLORIDA STATE     | 12/02/15 | *  | 36  | 4-9    | .444   | 0-2        | .000  | 2-5         | .400  | 1        | 3   | 4   | 2.4 | 1   | 4  | 3   | 0   | 1   | 10  | 7.9 |     |
| UMKC              | 12/05/15 | *  | 26  | 5-7    | .714   | 1-1        | 1.000 | 2-2         | 1.000 | 1        | 1   | 2   | 2.4 | 2   | 6  | 0   | 0   | 13  | 8.5 |     |     |
| WESTERN ILLINOIS  | 12/07/15 | *  | 29  | 3-7    | .429   | 1-2        | .500  | 2-2         | 1.000 | 0        | 2   | 2   | 2.3 | 2   | 6  | 1   | 1   | 3   | 9   | 8.6 |     |
| at Iowa State     | 12/10/15 | *  | 36  | 3-6    | .500   | 1-4        | .250  | 0-0         | .000  | 0        | 4   | 4   | 2.5 | 0   | 4  | 2   | 1   | 1   | 7   | 8.4 |     |
| vs Drake          | 12/19/15 | *  | 27  | 4-9    | .444   | 1-5        | .200  | 1-2         | .500  | 0        | 2   | 2   | 2.5 | 0   | 1  | 0   | 1   | 0   | 10  | 8.5 |     |
| TENNESSEE TECH    | 12/22/15 | *  | 26  | 4-9    | .444   | 1-3        | .333  | 2-2         | 1.000 | 1        | 4   | 5   | 2.7 | 0   | 2  | 2   | 0   | 0   | 11  | 8.8 |     |
| MICHIGAN STATE    | 12/29/15 | *  | 28  | 1-3    | .333   | 0-1        | .000  | 0-3         | .000  | 0        | 1   | 1   | 2.5 | 3   | 5  | 1   | 0   | 1   | 2   | 8.2 |     |
| at Purdue         | 01/02/16 | *  | 30  | 3-9    | .333   | 2-4        | .500  | 0-0         | .000  | 0        | 1   | 1   | 2.4 | 3   | 3  | 1   | 0   | 4   | 8   | 8.2 |     |
| NEBRASKA          | 01/05/16 | *  | 17  | 0-3    | .000   | 0-2        | .000  | 0-0         | .000  | 0        | 1   | 1   | 2.3 | 1   | 0  | 0   | 0   | 0   | 0   | 7.7 |     |
| at Michigan State | 01/14/16 | *  | 31  | 4-8    | .500   | 2-4        | .500  | 3-5         | .600  | 0        | 3   | 3   | 2.4 | 2   | 2  | 3   | 0   | 0   | 13  | 8.0 |     |
| MICHIGAN          | 01/17/16 | *  | 30  | 2-6    | .333   | 1-4        | .250  | 0-0         | .000  | 0        | 1   | 1   | 2.3 | 2   | 6  | 2   | 1   | 1   | 5   | 7.8 |     |
| at RUTGERS        | 01/21/16 | *  | 34  | 8-12   | .667   | 2-6        | .333  | 2-3         | .667  | 0        | 3   | 3   | 2.3 | 2   | 5  | 0   | 0   | 1   | 20  | 8.5 |     |
| PURDUE            | 01/24/16 | *  | 31  | 2-3    | .667   | 0-1        | .000  | 6-10        | .600  | 0        | 3   | 3   | 2.4 | 1   | 6  | 1   | 0   | 2   | 10  | 8.6 |     |
| at Maryland       | 01/28/16 | *  | 30  | 4-7    | .571   | 2-4        | .500  | 1-2         | .500  | 1        | 3   | 4   | 2.5 | 3   | 4  | 0   | 1   | 0   | 11  | 8.7 |     |
| NORTHWESTERN      | 01/31/16 | *  | 27  | 3-7    | .429   | 0-1        | .000  | 3-3         | 1.000 | 0        | 2   | 2   | 2.4 | 1   | 0  | 3   | 0   | 2   | 9   | 8.7 |     |
| PENN STATE        | 02/03/16 | *  | 24  | 4-8    | .500   | 0-3        | .000  | 4-4         | 1.000 | 1        | 5   | 6   | 2.6 | 2   | 4  | 1   | 0   | 1   | 12  | 8.9 |     |
| at Illinois       | 02/07/16 | *  | 37  | 4-10   | .400   | 2-3        | .667  | 0-2         | .000  | 1        | 5   | 6   | 2.7 | 3   | 2  | 3   | 0   | 4   | 10  | 8.9 |     |
| at Indiana        | 2/11/16  | *  | 34  | 5-13   | .385   | 2-6        | .333  | 0-0         | .000  | 1        | 2   | 3   | 2.8 | 3   | 5  | 1   | 0   | 1   | 12  | 9.0 |     |
| Totals            |          |    | 24  | 690    | 80-178 | .449       | 22-69 | .319        | 35-55 | .636     | 10  | 56  | 66  | 2.8 | 42 | 89  | 35  | 6   | 29  | 217 | 9.0 |

Games played: 24  
 Minutes/game: 28.8  
 Points/game: 9.0  
 FG Pct: 44.9  
 3FG Pct: 31.9  
 FT Pct: 63.6

Rebounds/game: 2.8  
 Assists/game: 3.7  
 Turnovers/game: 1.5  
 Assist/turnover ratio: 2.5  
 Steals/game: 1.2  
 Blocks/game: 0.3

- Recorded six assists and scored five points in win against Michigan
- Dished out five assists and tallied a career-high 20 points on a career-high eight field goals in road win over Rutgers
- Tied a career high with six free throws made and set a personal best with 10 free throws attempted in home win over #22 Purdue; tallied 10 points and led the team with a game-high six assists
- Registered 11 points and a team-best four assists at #7 Maryland
- Went 3-of-3 from the charity stripe on his way to nine points in win over Northwestern; recorded two steals
- Grabbed a career-high six rebounds and led team with four assists on way to scoring 12 points in home win over Penn State
- Logged a career-high 37 minutes at Illinois, equalling career bests in rebounds (6) and steals (4), while scoring 10 points
- Attempted 13 field goals, including six 3-point field goals, both season bests, at #22 Indiana (12 points, 5 assists)

#### Personal Bests

**Points:** 20 vs. Rutgers, 1/21/16  
**Rebounds:** 6, 2x, last vs. Illinois, 2/7/16  
**FGM:** 8 vs. Rutgers, 1/21/16  
**FGA:** 13 vs. Indiana, 2/11/16  
**3-pt FG:** 3, 2x, last vs. Gonzaga, 3/22/15  
**3-pt FGA:** 6, 2x, last vs. Indiana, 2/11/16  
**FTM:** 6, 3x, last vs. Purdue, 1/24/16  
**FTA:** 10 vs. Purdue, 1/24/16  
**Assists:** 9 vs. Coppin State, 12/22/12  
**Steals:** 4, 2x, last vs. Illinois, 2/7/16  
**Blocks:** 2 vs. Nebraska-Omaha, 11/10/13  
**Minutes:** 37 at Illinois, 2/7/16

#### CAREER STATISTICS

| YEAR   | G/GS   | FG-A    | PCT  | 3-PT   | PCT  | FT-A    | PCT  | RB  | AVG | PF-FO | AS  | TO  | BK | ST | PTS | AVG |
|--------|--------|---------|------|--------|------|---------|------|-----|-----|-------|-----|-----|----|----|-----|-----|
| Fresh. | 38/13  | 55-146  | .377 | 17-47  | .362 | 38-52   | .731 | 62  | 1.6 | 68-1  | 105 | 63  | 8  | 21 | 165 | 4.3 |
| Soph.  | 32/0   | 24-47   | .511 | 6-16   | .375 | 24-39   | .615 | 41  | 1.3 | 34-0  | 54  | 29  | 4  | 11 | 78  | 2.4 |
| Junior | 34/12  | 48-126  | .381 | 22-59  | .373 | 45-60   | .750 | 66  | 1.9 | 53-0  | 64  | 38  | 1  | 24 | 163 | 4.8 |
| Senior | 24/24  | 80-178  | .449 | 22-69  | .319 | 35-55   | .636 | 66  | 2.8 | 42-0  | 89  | 35  | 6  | 29 | 217 | 9.0 |
| TOTALS | 128/49 | 207-497 | .417 | 67-191 | .351 | 142-206 | .689 | 235 | 1.8 | 197-1 | 312 | 165 | 19 | 85 | 623 | 4.9 |





# IOWA HAWKEYE BASKETBALL

## UPDATED IOWA PLAYER BIO

### Brady Ellingson



# 24

**RS-Fr., 6-4, 190, Guard**  
**Sussex, Wis.**  
**Sussex HS**

- Competed in seven games before sitting out the remainder of the last season due to injury; received a medical redshirt
- Tallied eight points in Iowa's win over Purdue (Jan. 21), his highest scoring output in a game since netting nine vs. Dayton on Nov. 26
- Made at least one 3-pointer in nine games this season, including 3 against Dayton -- a career-best
- Played double-digit minutes in 13 of Iowa's 24 games off the bench this season
- Poured in a game and personal-high 20 points (7-8 FG, 1-2 3-pt FG, 5-6 FT) in 17 minutes of action in win over Coppin State
- Had three points, two rebounds, one assist, and one steal in victory at Marquette
- Tallied nine points on 3-of-5 shooting from 3-point territory against Dayton
- Finished with five points, making both field goal attempts, in win over #20 Wichita State
- Netted seven points in back-to-back victories over UMKC and Western Illinois
- Scored eight points on 3-of-5 shooting from the field while recording one rebound, an assist, and a steal in home win over #22 Purdue

### 2015-16 Game-by-Game

| Opponent          | Date     | gs | min | Total  |      | 3-Pointers |      | Free throws |      | Rebounds |     |     |     | pf | a  | t/o | blk | stl | pts  | avg |
|-------------------|----------|----|-----|--------|------|------------|------|-------------|------|----------|-----|-----|-----|----|----|-----|-----|-----|------|-----|
|                   |          |    |     | fg-fga | pct  | 3fg-fga    | pct  | ft-fa       | pct  | off      | def | tot | avg |    |    |     |     |     |      |     |
| GARDNER-WEBB      | 11/13/15 | 23 | 2-6 | .333   | 0-4  | .000       | 0-0  | .000        | 0    | 1        | 1   | 1.0 | 3   | 0  | 1  | 0   | 1   | 4   | 4.0  |     |
| COPPIN STATE      | 11/15/15 | 17 | 7-8 | .875   | 1-2  | .500       | 5-6  | .833        | 1    | 2        | 3   | 2.0 | 1   | 1  | 1  | 0   | 0   | 20  | 12.0 |     |
| at Marquette      | 11/19/15 | 14 | 1-2 | .500   | 1-2  | .500       | 0-0  | .000        | 1    | 1        | 2   | 2.0 | 1   | 1  | 0  | 0   | 1   | 3   | 9.0  |     |
| vs DAYTON         | 11/26/15 | 12 | 3-5 | .600   | 3-5  | .600       | 0-0  | .000        | 0    | 0        | 0   | 1.5 | 0   | 1  | 0  | 0   | 0   | 9   | 9.0  |     |
| vs NOTRE DAME     | 11/27/15 | 8  | 0-2 | .000   | 0-2  | .000       | 0-0  | .000        | 0    | 2        | 2   | 1.6 | 1   | 0  | 0  | 0   | 0   | 7   | 7.2  |     |
| vs WICHITA STATE  | 11/29/15 | 11 | 2-2 | 1.000  | 1-1  | 1.000      | 0-0  | .000        | 0    | 2        | 2   | 1.7 | 3   | 0  | 0  | 0   | 0   | 5   | 6.8  |     |
| FLORIDA STATE     | 12/02/15 | 7  | 0-2 | .000   | 0-2  | .000       | 0-0  | .000        | 0    | 0        | 0   | 1.4 | 1   | 2  | 1  | 0   | 0   | 0   | 5.9  |     |
| UMKC              | 12/05/15 | 15 | 3-6 | .500   | 1-4  | .250       | 0-0  | .000        | 0    | 0        | 0   | 1.3 | 2   | 1  | 1  | 0   | 0   | 7   | 6.0  |     |
| WESTERN ILLINOIS  | 12/07/15 | 17 | 2-4 | .500   | 1-3  | .333       | 2-3  | .667        | 0    | 3        | 3   | 1.4 | 1   | 1  | 1  | 0   | 0   | 7   | 6.1  |     |
| at Iowa State     | 12/10/15 | 4  | 0-1 | .000   | 0-1  | .000       | 0-0  | .000        | 0    | 0        | 0   | 1.3 | 0   | 2  | 0  | 0   | 0   | 0   | 5.5  |     |
| vs Drake          | 12/19/15 | 16 | 2-2 | 1.000  | 1-1  | 1.000      | 0-0  | .000        | 0    | 1        | 1   | 1.3 | 2   | 0  | 0  | 0   | 1   | 5   | 5.5  |     |
| TENNESSEE TECH    | 12/22/15 | 11 | 1-4 | .250   | 1-4  | .250       | 0-0  | .000        | 0    | 0        | 0   | 1.2 | 0   | 0  | 1  | 0   | 0   | 3   | 5.3  |     |
| MICHIGAN STATE    | 12/29/15 | 8  | 0-0 | .000   | 0-0  | .000       | 0-0  | .000        | 0    | 1        | 1   | 1.2 | 0   | 0  | 1  | 0   | 0   | 0   | 4.8  |     |
| at Purdue         | 01/02/16 | 8  | 0-0 | .000   | 0-0  | .000       | 0-0  | .000        | 0    | 0        | 0   | 1.1 | 1   | 0  | 1  | 0   | 0   | 0   | 4.5  |     |
| NEBRASKA          | 01/05/16 | 6  | 1-2 | .500   | 0-1  | .000       | 0-0  | .000        | 0    | 0        | 0   | 1.0 | 1   | 0  | 0  | 0   | 0   | 2   | 4.3  |     |
| at Michigan State | 01/14/16 | 10 | 0-1 | .000   | 0-1  | .000       | 0-0  | .000        | 0    | 0        | 0   | 0.9 | 0   | 0  | 0  | 0   | 0   | 0   | 4.1  |     |
| MICHIGAN          | 01/17/16 | 2  | 0-0 | .000   | 0-0  | .000       | 0-0  | .000        | 0    | 0        | 0   | 0.9 | 0   | 0  | 1  | 0   | 0   | 0   | 3.8  |     |
| at RUTGERS        | 01/21/16 | 2  | 0-0 | .000   | 0-0  | .000       | 0-0  | .000        | 0    | 0        | 0   | 0.8 | 0   | 0  | 0  | 0   | 0   | 0   | 3.6  |     |
| PURDUE            | 01/24/16 | 11 | 3-5 | .600   | 2-4  | .500       | 0-0  | .000        | 0    | 1        | 1   | 0.8 | 1   | 1  | 0  | 0   | 1   | 8   | 3.8  |     |
| at Maryland       | 01/28/16 | 7  | 0-1 | .000   | 0-1  | .000       | 0-0  | .000        | 0    | 1        | 1   | 0.9 | 0   | 0  | 0  | 0   | 0   | 0   | 3.7  |     |
| NORTHWESTERN      | 01/31/16 | 15 | 1-3 | .333   | 0-2  | .000       | 0-1  | .000        | 0    | 0        | 0   | 0.8 | 0   | 1  | 0  | 0   | 1   | 2   | 3.6  |     |
| PENN STATE        | 02/03/16 | 9  | 0-1 | .000   | 0-1  | .000       | 0-0  | .000        | 0    | 1        | 1   | 0.8 | 3   | 1  | 0  | 0   | 0   | 0   | 3.4  |     |
| at Illinois       | 02/07/16 | 4  | 0-2 | .000   | 0-2  | .000       | 0-0  | .000        | 0    | 0        | 0   | 0.8 | 0   | 0  | 0  | 0   | 0   | 0   | 3.3  |     |
| at Indiana        | 2/11/16  | 1  | 0-0 | .000   | 0-0  | .000       | 0-0  | .000        | 0    | 0        | 0   | 0.8 | 0   | 0  | 1  | 0   | 0   | 0   | 3.1  |     |
| Totals            |          | 0  | 238 | 28-59  | .475 | 12-43      | .279 | 7-10        | .700 | 2        | 16  | 18  | 0.8 | 21 | 12 | 10  | 0   | 5   | 75   | 3.1 |

Games played: 24  
 Minutes/game: 9.9  
 Points/game: 3.1  
 FG Pct: 47.5  
 3FG Pct: 27.9  
 FT Pct: 70.0

Rebounds/game: 0.8  
 Assists/game: 0.5  
 Turnovers/game: 0.4  
 Assist/turnover ratio: 1.2  
 Steals/game: 0.2

#### Personal Bests

**Points:** 20 vs. Coppin State, 11/15/15  
**Rebounds:** 3, 2x, last vs. Western Illinois, 12/7/15  
**FGM:** 7 vs. Coppin State, 11/15/15  
**FGA:** 8 vs. Coppin State, 11/15/15  
**3-pt FG:** 3 vs. Dayton, 11/26/15  
**3-pt FGA:** 5 vs. Dayton, 11/26/15  
**FTM:** 5 vs. Coppin State, 11/15/15  
**FTA:** 6 vs. Coppin State, 11/15/15  
**Assists:** 2, 3x, last vs. Iowa State, 12/10/15  
**Steals:** 1, 6x, last vs. Northwestern, 1/31/16  
**Blocks:** ---  
**Minutes:** 23 vs. Gardner-Webb, 11/13/15

#### CAREER STATISTICS

| YEAR      | G/GS | FG-A  | PCT  | 3-PT  | PCT  | FT-A | PCT  | RB | AVG | PF-FO | AS | TO | BK | ST | PTS | AVG |
|-----------|------|-------|------|-------|------|------|------|----|-----|-------|----|----|----|----|-----|-----|
| Fresh.    | 7/0  | 4-8   | .500 | 4-6   | .667 | 1-2  | .500 | 0  | 0.0 | 1-0   | 4  | 1  | 0  | 1  | 13  | 1.9 |
| RS-Fresh. | 24/0 | 28-59 | .475 | 12-43 | .279 | 7-10 | .700 | 18 | 0.8 | 21-0  | 12 | 10 | 0  | 5  | 75  | 3.1 |
| TOTALS    | 30/0 | 32-67 | .478 | 16-49 | .327 | 8-12 | .667 | 18 | 0.6 | 22-0  | 16 | 11 | 0  | 6  | 88  | 2.8 |



# IOWA HAWKEYE BASKETBALL

## UPDATED IOWA PLAYER BIO

### Andrew Fleming



# 2

**Fr., 6-5, 206, Guard  
Nashville, Tenn.  
Oak Hill Academy (Va.)**

- Played in 10 contests
- Tallied five points, six rebounds, and three assists in win over Coppin State
- Registered two points, two rebounds, and three assists in victory at Marquette
- Made only 3-point field goal attempt in win over #20 Wichita State
- Netted six points, bolstered by 4-of-4 shooting from the foul line, in victory over UMKC
- Scored five points and had two assists in win over Western Illinois
- Appeared in first Big Ten game of career in home win over Northwestern; registered one block
- Tallied one assist in home win over Penn State

#### Personal Bests

**Points:** 6 vs. UMKC, 12/5/15  
**Rebounds:** 6 vs. Coppin State, 11/15/15  
**FGM:** 2, 2x, last vs. Western Illinois, 12/7/15  
**FGA:** 7 vs. Coppin State, 11/15/15  
**3-pt FG:** 1, 3x, last vs. Western Illinois, 12/7/15  
**3-pt FGA:** 5 vs. Coppin State, 11/15/15  
**FTM:** 4 vs. UMKC, 12/5/15  
**FTA:** 4, 2x, last vs. UMKC, 12/5/15  
**Assists:** 4 vs. Coppin State, 11/15/15  
**Steals:** - - -  
**Blocks:** 1 vs. Northwestern, 1/31/16  
**Minutes:** 22 vs. Coppin State, 11/15/15

### 2015-16 Game-by-Game

| Opponent         | Date     | gs | min | Total  |      | 3-Pointers |      | Free throws |      | Rebounds |     |     | pf  | a | t/o | blk | stl | pts | avg |     |
|------------------|----------|----|-----|--------|------|------------|------|-------------|------|----------|-----|-----|-----|---|-----|-----|-----|-----|-----|-----|
|                  |          |    |     | fg-fga | pct  | 3fg-fga    | pct  | ft-fa       | pct  | off      | def | tot |     |   |     |     |     |     |     | avg |
| GARDNER-WEBB     | 11/13/15 | 4  | 0-1 | .000   | 0-0  | .000       | 1-2  | .500        | 0    | 1        | 1   | 1.0 | 1   | 0 | 1   | 0   | 0   | 1   | 1.0 |     |
| COPPIN STATE     | 11/15/15 | 22 | 2-7 | .286   | 1-5  | .200       | 0-4  | .000        | 1    | 5        | 6   | 3.5 | 1   | 4 | 3   | 0   | 0   | 5   | 3.0 |     |
| at Marquette     | 11/19/15 | 8  | 1-2 | .500   | 0-1  | .000       | 0-0  | .000        | 1    | 1        | 2   | 3.0 | 1   | 3 | 2   | 0   | 0   | 2   | 2.7 |     |
| vs DAYTON        | 11/26/15 | 1  | 0-0 | .000   | 0-0  | .000       | 0-0  | .000        | 0    | 0        | 0   | 2.3 | 1   | 0 | 0   | 0   | 0   | 0   | 2.0 |     |
| vs NOTRE DAME    | 11/27/15 | 5  | 1-1 | 1.000  | 1-1  | 1.000      | 0-0  | .000        | 0    | 0        | 0   | 1.8 | 0   | 0 | 0   | 0   | 0   | 3   | 2.2 |     |
| UMKC             | 12/05/15 | 10 | 1-3 | .333   | 0-2  | .000       | 4-4  | 1.000       | 0    | 0        | 0   | 1.5 | 1   | 1 | 0   | 0   | 0   | 6   | 2.8 |     |
| WESTERN ILLINOIS | 12/07/15 | 14 | 2-5 | .400   | 1-2  | .500       | 0-0  | .000        | 0    | 0        | 0   | 1.3 | 0   | 2 | 0   | 0   | 0   | 5   | 3.1 |     |
| TENNESSEE TECH   | 12/22/15 | 7  | 0-0 | .000   | 0-0  | .000       | 0-0  | .000        | 0    | 0        | 0   | 1.1 | 1   | 0 | 2   | 0   | 0   | 0   | 2.8 |     |
| NORTHWESTERN     | 01/31/16 | 4  | 0-1 | .000   | 0-1  | .000       | 0-0  | .000        | 0    | 0        | 0   | 1.0 | 0   | 0 | 0   | 1   | 0   | 0   | 2.4 |     |
| PENN STATE       | 02/03/16 | 4  | 0-1 | .000   | 0-0  | .000       | 0-0  | .000        | 0    | 0        | 0   | 0.9 | 0   | 1 | 1   | 0   | 0   | 0   | 2.2 |     |
| Totals           |          | 0  | 79  | 7-21   | .333 | 3-12       | .250 | 5-10        | .500 | 2        | 7   | 9   | 0.9 | 6 | 11  | 9   | 1   | 0   | 22  | 2.2 |

Games played: 10  
 Minutes/game: 7.9  
 Points/game: 2.2  
 FG Pct: 33.3  
 3FG Pct: 25.0  
 FT Pct: 50.0

Rebounds/game: 0.9  
 Assists/game: 1.1  
 Turnovers/game: 0.9  
 Assist/turnover ratio: 1.2  
 Blocks/game: 0.1

#### CAREER STATISTICS

| YEAR   | G/GS | FG-A | PCT  | 3-PT | PCT  | FT-A | PCT  | RB | AVG | PF-FO | AS | TO | BK | ST | PTS | AVG |
|--------|------|------|------|------|------|------|------|----|-----|-------|----|----|----|----|-----|-----|
| Fresh. | 10/0 | 7-21 | .333 | 3-12 | .250 | 5-10 | .500 | 9  | 0.9 | 6-0   | 11 | 9  | 1  | 0  | 22  | 2.2 |
| TOTALS | 10/0 | 7-21 | .333 | 3-12 | .250 | 5-10 | .500 | 9  | 0.9 | 6-0   | 11 | 9  | 1  | 0  | 22  | 2.2 |



# IOWA HAWKEYE BASKETBALL

## UPDATED IOWA PLAYER BIO

### Mike Gesell



# 10

**Sr., 6-2, 190, Guard**  
**South Sioux City, Neb.**  
**South Sioux City HS**

- 45th on Iowa's all-time scoring list with 1,015 points
- 2015 Academic All-America Third Team and Academic All-District First Team honoree in 2015 & 2016
- 2014 and 2015 Academic All-Big Ten selection
- One of 30 candidates for 2016 Senior CLASS Award
- Only the third Hawkeye to amass 800+ points, 350+ assists, 200+ rebounds, 100+ steals prior to his senior season
- Became the 45th Hawkeye in program history and second this season to amass 1,000 career points after scoring 17 points against Indiana (Feb. 11)
- Mike Gesell (1,015 points, 497 assists, 146 steals) is close to becoming the fourth Hawkeye in history to total 1,000 points, 500 assists, and 150 steals in a career (B.J. Armstrong, Dean Oliver, Jeff Horner)
- Earned college degree in three years
- Named National and Big Ten Player of the Week by website *College Sports Madness* (Jan. 4)
- Named Big Ten Player of the Week by the league office (Jan. 4)
- Scored in double figures nine times this season
- Led team in steals a team-best nine times and assists 14 times this season
- Ranks 18th nationally in assists (6.0) and is 37th in assist-to-turnover ratio (2.8)
- Dished out 10+ assists three times this season, becoming first Hawkeye to do so since Jeff Horner (2005-06)
- Ranks third in the Big Ten in assists (6.0), fifth in steals (1.3), and second in assist/turnover ratio (2.8)
- Ranks fifth in Iowa career assists and third among active Big Ten players (497)
- Dished out 21 assists (7.0 apg) in three games at the Advocate Invitational
- Credited with a personal-best 12 assists to go along with five points, and four boards in win over Coppin State; the 12 assists tie for the fifth most in a single-game in school history
- Registered 11 points, four assists, and a game-best four steals in victory at Marquette
- Posted back-to-back 37-minute, 14-point, 9-assist games against ranked opponents (#17 Notre Dame and #20 Wichita State) in Orlando

### 2015-16 Game-by-Game

| Opponent          | Date     | gs | min | Total  |        | 3-Pointers |       | Free throws |       | Rebounds |     |     |     | pf  | a  | t/o | blk | stl | pts | avg |     |
|-------------------|----------|----|-----|--------|--------|------------|-------|-------------|-------|----------|-----|-----|-----|-----|----|-----|-----|-----|-----|-----|-----|
|                   |          |    |     | fg-fga | pct    | 3fg-fga    | pct   | ft-fa       | pct   | off      | def | tot | avg |     |    |     |     |     |     |     |     |
| GARDNER-WEBB      | 11/13/15 | *  | 28  | 1-3    | .333   | 0-1        | .000  | 0-0         | .000  | 0        | 4   | 4   | 4.0 | 2   | 9  | 3   | 0   | 3   | 2   | 2.0 |     |
| COPPIN STATE      | 11/15/15 | *  | 19  | 1-3    | .333   | 1-2        | .500  | 2-2         | 1.000 | 1        | 3   | 4   | 4.0 | 2   | 12 | 2   | 0   | 2   | 5   | 3.5 |     |
| at Marquette      | 11/19/15 | *  | 28  | 5-11   | .455   | 1-1        | 1.000 | 0-0         | .000  | 0        | 3   | 3   | 3.7 | 1   | 4  | 0   | 0   | 4   | 11  | 6.0 |     |
| vs DAYTON         | 11/26/15 | *  | 15  | 2-4    | .500   | 1-1        | 1.000 | 2-3         | .667  | 0        | 0   | 0   | 2.8 | 4   | 3  | 2   | 0   | 0   | 7   | 6.3 |     |
| vs NOTRE DAME     | 11/27/15 | *  | 37  | 5-15   | .333   | 0-3        | .000  | 4-6         | .667  | 2        | 1   | 3   | 3.2 | 1   | 9  | 1   | 0   | 1   | 14  | 7.8 |     |
| vs WICHITA STATE  | 11/29/15 | *  | 37  | 4-7    | .571   | 1-2        | .500  | 5-6         | .833  | 0        | 5   | 5   | 3.2 | 1   | 9  | 3   | 0   | 0   | 14  | 8.8 |     |
| FLORIDA STATE     | 12/02/15 | *  | 40  | 4-8    | .500   | 1-2        | .500  | 1-2         | .500  | 0        | 4   | 4   | 3.3 | 3   | 3  | 4   | 0   | 1   | 10  | 9.0 |     |
| UMKC              | 12/05/15 | *  | 23  | 1-4    | .250   | 0-1        | .000  | 0-1         | .000  | 0        | 3   | 3   | 3.3 | 3   | 6  | 1   | 0   | 3   | 2   | 8.1 |     |
| WESTERN ILLINOIS  | 12/07/15 | *  | 22  | 1-3    | .333   | 0-0        | .000  | 0-1         | .000  | 1        | 3   | 4   | 3.3 | 1   | 7  | 4   | 1   | 1   | 2   | 7.4 |     |
| at Iowa State     | 12/10/15 | *  | 35  | 3-10   | .300   | 1-2        | .500  | 2-2         | 1.000 | 0        | 2   | 2   | 3.2 | 2   | 8  | 5   | 0   | 0   | 9   | 7.6 |     |
| vs Drake          | 12/19/15 | *  | 34  | 7-8    | .875   | 2-2        | 1.000 | 1-2         | .500  | 0        | 3   | 3   | 3.2 | 0   | 4  | 0   | 1   | 0   | 17  | 8.5 |     |
| TENNESSEE TECH    | 12/22/15 | *  | 27  | 1-3    | .333   | 0-0        | .000  | 0-0         | .000  | 0        | 4   | 4   | 3.3 | 2   | 10 | 2   | 1   | 2   | 2   | 7.9 |     |
| MICHIGAN STATE    | 12/29/15 | *  | 33  | 7-10   | .700   | 0-0        | .000  | 11-13       | .846  | 0        | 3   | 3   | 3.2 | 3   | 3  | 1   | 0   | 2   | 25  | 9.2 |     |
| at Purdue         | 01/02/16 | *  | 33  | 2-5    | .400   | 1-2        | .500  | 2-4         | .500  | 1        | 6   | 7   | 3.5 | 4   | 7  | 1   | 1   | 1   | 7   | 9.1 |     |
| NEBRASKA          | 01/05/16 | *  | 35  | 5-7    | .714   | 1-1        | 1.000 | 11-13       | .846  | 1        | 3   | 4   | 3.5 | 2   | 10 | 3   | 0   | 0   | 22  | 9.9 |     |
| at Michigan State | 01/14/16 | *  | 20  | 4-10   | .400   | 0-1        | .000  | 0-1         | .000  | 0        | 3   | 3   | 3.5 | 2   | 6  | 1   | 0   | 0   | 8   | 9.8 |     |
| MICHIGAN          | 01/17/16 | *  | 33  | 1-4    | .250   | 0-2        | .000  | 2-2         | 1.000 | 2        | 3   | 5   | 3.6 | 1   | 7  | 0   | 1   | 2   | 4   | 9.5 |     |
| at RUTGERS        | 01/21/16 | *  | 33  | 0-5    | .000   | 0-1        | .000  | 0-1         | .000  | 0        | 3   | 3   | 3.6 | 1   | 9  | 3   | 0   | 1   | 0   | 8.9 |     |
| PURDUE            | 01/24/16 | *  | 32  | 1-7    | .143   | 1-2        | .500  | 3-7         | .429  | 0        | 5   | 5   | 3.6 | 2   | 5  | 5   | 0   | 1   | 6   | 8.8 |     |
| at Maryland       | 01/28/16 | *  | 33  | 6-10   | .600   | 0-2        | .000  | 0-1         | .000  | 0        | 3   | 3   | 3.6 | 3   | 1  | 4   | 0   | 1   | 12  | 9.0 |     |
| NORTHWESTERN      | 01/31/16 | *  | 25  | 1-6    | .167   | 0-1        | .000  | 2-2         | 1.000 | 1        | 3   | 4   | 3.6 | 1   | 4  | 2   | 0   | 1   | 4   | 8.7 |     |
| PENN STATE        | 02/03/16 | *  | 25  | 0-5    | .000   | 0-1        | .000  | 2-2         | 1.000 | 0        | 2   | 2   | 3.5 | 0   | 2  | 1   | 0   | 2   | 2   | 8.4 |     |
| at Illinois       | 02/07/16 | *  | 31  | 3-6    | .500   | 0-0        | .000  | 2-2         | 1.000 | 0        | 1   | 1   | 3.4 | 2   | 1  | 1   | 0   | 1   | 8   | 8.4 |     |
| at Indiana        | 2/11/16  | *  | 32  | 6-9    | .667   | 1-1        | 1.000 | 4-6         | .667  | 2        | 1   | 3   | 3.4 | 3   | 6  | 2   | 0   | 1   | 17  | 8.8 |     |
| Totals            |          |    | 24  | 710    | 71-163 | .436       | 12-31 | .387        | 56-79 | .709     | 11  | 71  | 82  | 3.4 | 46 | 145 | 51  | 5   | 30  | 210 | 8.8 |

Games played: 24  
 Minutes/game: 29.6  
 Points/game: 8.8  
 FG Pct: 43.6  
 3FG Pct: 38.7  
 FT Pct: 70.9

Rebounds/game: 3.4  
 Assists/game: 6.0  
 Turnovers/game: 2.1  
 Assist/turnover ratio: 2.8  
 Steals/game: 1.3  
 Blocks/game: 0.2

- Netted double figures for the third straight game in overtime victory over Florida State (10 points)
- Led team with seven assists in win over Western Illinois
- Dished out a team-best eight assists to go along with nine points at #2 Iowa State
- Tallied a team-best 17 points (7-8 FG, 2-2 3-pt FG, 1-2 FT), including slamming home a crucial basket with 30 seconds left, while also dishing out a team-best four assists in victory over Drake
- Credited with a game-high 10 assists to go along with two steals, four rebounds and two points in win over Tennessee Tech
- Scored a career-high 25 points in victory over #1 Michigan State, shooting 7-of-10 from the floor, while converting a career-high 11-of-13 from the free throw line
- Dished out a game-high seven assists in addition to recording seven points and grabbing seven rebounds in road win over #14 Purdue
- Notched first career double-double (22 points & 10 assists), connecting on 11-of-13 free throws in win over Nebraska
- Posted a game-high six assists and added eight points in road victory over #4 Michigan State
- Scored four points and led team in assists (7) and steals (2) in home win over Michigan

- Dished out a team-high nine assists and recorded one steal in win over Rutgers
- Grabbed five boards and posted five assists while scoring six points in home victory over #22 Purdue
- Tallied 12 points at #7 Maryland
- Led the team with four assists vs. Northwestern
- Scored eight points and recorded one assist, rebound, and steal at Illinois
- Netted 17 points -- his highest point total since netting 22 vs. Nebraska on Jan. 5 -- and led the team with six assists at #22 Indiana

#### Personal Bests

**Points:** 25 vs. Michigan State, 12/29/15  
**Rebounds:** 7 vs. Purdue, 1/2/16  
**FGM:** 7, 5x, last vs. Michigan State, 12/29/15  
**FGA:** 15, 3x, last vs. Notre Dame, 11/27/15  
**3-pt FG:** 4, 2x, last at Penn State, 2/15/14  
**3-pt FGA:** 6, 3x, last vs. Penn, 11/22/13  
**FTM:** 11, 2x, last vs. Nebraska, 1/5/16  
**FTA:** 13, 2x, last vs. Nebraska, 1/5/16  
**Assists:** 12 vs. Coppin State, 11/15/15  
**Steals:** 5 at Penn State, 2/28/15  
**Blocks:** 1, 24x, last vs. Purdue, 1/2/16  
**Minutes:** 42 at Wisconsin, 2/6/13

#### CAREER STATISTICS

| YEAR   | G/GS    | FG-A    | PCT  | 3-PT   | PCT  | FT-A    | PCT  | RB  | AVG | PF-FO | AS  | TO  | BK | ST  | PTS  | AVG |
|--------|---------|---------|------|--------|------|---------|------|-----|-----|-------|-----|-----|----|-----|------|-----|
| Fresh. | 34/30   | 106-263 | .403 | 33-104 | .317 | 50-63   | .794 | 88  | 2.6 | 63-0  | 89  | 59  | 10 | 40  | 295  | 8.7 |
| Soph.  | 33/33   | 90-240  | .375 | 29-92  | .315 | 49-73   | .671 | 67  | 2.0 | 64-1  | 128 | 42  | 4  | 43  | 258  | 7.8 |
| Junior | 34/34   | 97-238  | .408 | 16-60  | .267 | 42-61   | .689 | 66  | 1.9 | 58-0  | 135 | 61  | 5  | 33  | 252  | 7.4 |
| Senior | 24/24   | 71-163  | .436 | 12-31  | .387 | 56-79   | .709 | 82  | 3.4 | 46-0  | 145 | 51  | 5  | 30  | 210  | 8.8 |
| TOTALS | 125/121 | 364-904 | .403 | 90-287 | .314 | 197-276 | .714 | 303 | 2.4 | 231-2 | 497 | 213 | 24 | 146 | 1015 | 8.1 |



# IOWA HAWKEYE BASKETBALL

## UPDATED IOWA PLAYER BIO

### Peter Jok



# 14

**Jr., 6-6, 205, Guard**  
**West Des Moines, Iowa**  
**Valley HS**

- Averaging 18.3 points the last four games
- Iowa is 9-1 this season when Jok makes at least three 3-pointers in a game
- Ranks second on the team in scoring (15.3 ppg) and free throw accuracy (55-of-67, .821), and first in 3-pointers made (55)
- Averaging 8.3 more points per game this season compared to his sophomore campaign; second best points per game improvement in the Big Ten
- Named Big Ten Player of the Week by the league office (Jan. 18)
- Tallied 20+ points seven times this season, including a career-high 29 at Rutgers (Jan. 21); Iowa is 7-0 when he scores 20 or more points
- One-of-four Hawkeyes since 2005-06 to average 2+ 3-pointers and 1+ steal in a season (Horner, Haluska, Gatens)
- Ranks sixth in the Big Ten in 3-pointers made per game (2.4) and fourth in steals (1.4)
- Made multiple triples 17 times, including nine of the last 10 games; has hit four or more three's six times this season
- Registered double figures in scoring 18 times this season, including nine straight games
- Led the team in steals in eight games this season
- Scored eight points before leaving game due to an ankle injury in season opening win over Gardner-Webb
- Did not play against Coppin State due to injury
- Tallied a game-high 20 points, bolstered by 4-of-6 shooting from 3-point range, in victory at Marquette
- Posted two 12-point, 6-rebound games at the Advocate Invitational (Dayton and Wichita State)
- Collected a career-high four steals and poured in a career-best 24 points, including sinking a go-ahead 3-pointer with 26 seconds left in overtime, to best Florida State
- Scored 16 of his 18 points in the second half to go along with four rebounds and a team-best two steals at #2 Iowa State
- Poured in 21 points, bolstered by sinking a career-high five 3-pointers, in win over Tennessee Tech

### 2015-16 Game-by-Game

| Opponent          | Date     | gs | min | Total  |         | 3-Pointers |        | Free throws |       | Rebounds |     |     |     | pf  | a  | t/o | blk | stl | pts | avg  |      |
|-------------------|----------|----|-----|--------|---------|------------|--------|-------------|-------|----------|-----|-----|-----|-----|----|-----|-----|-----|-----|------|------|
|                   |          |    |     | fg-aga | pct     | 3fg-aga    | pct    | ft-fta      | pct   | off      | def | tot | avg |     |    |     |     |     |     |      |      |
| GARDNER-WEBB      | 11/13/15 | *  | 10  | 2-5    | .400    | 2-3        | .667   | 2-2         | 1.000 | 1        | 0   | 1   | 1.0 | 2   | 0  | 0   | 0   | 1   | 8   | 8.0  |      |
| at Marquette      | 11/19/15 | *  | 18  | 7-12   | .583    | 4-6        | .667   | 2-2         | 1.000 | 0        | 3   | 3   | 2.0 | 3   | 3  | 2   | 0   | 1   | 20  | 14.0 |      |
| vs DAYTON         | 11/26/15 | *  | 27  | 5-12   | .417    | 1-6        | .167   | 1-3         | .333  | 2        | 4   | 6   | 3.3 | 1   | 2  | 3   | 0   | 1   | 12  | 13.3 |      |
| vs NOTRE DAME     | 11/27/15 | *  | 33  | 3-15   | .200    | 2-9        | .222   | 0-0         | .000  | 1        | 3   | 4   | 3.5 | 2   | 3  | 1   | 0   | 0   | 8   | 12.0 |      |
| vs WICHITA STATE  | 11/29/15 | *  | 19  | 3-9    | .333    | 0-4        | .000   | 6-6         | 1.000 | 2        | 4   | 6   | 4.0 | 3   | 0  | 1   | 0   | 0   | 12  | 12.0 |      |
| FLORIDA STATE     | 12/02/15 | *  | 34  | 8-20   | .400    | 3-9        | .333   | 5-6         | .833  | 0        | 2   | 2   | 3.7 | 3   | 2  | 2   | 0   | 4   | 24  | 14.0 |      |
| UMKC              | 12/05/15 | *  | 15  | 3-8    | .375    | 2-4        | .500   | 2-2         | 1.000 | 0        | 0   | 0   | 3.1 | 2   | 0  | 0   | 0   | 1   | 10  | 13.4 |      |
| WESTERN ILLINOIS  | 12/07/15 | *  | 15  | 4-7    | .571    | 1-3        | .333   | 0-0         | .000  | 0        | 3   | 3   | 3.1 | 3   | 1  | 2   | 0   | 2   | 9   | 12.9 |      |
| at Iowa State     | 12/10/15 | *  | 29  | 7-12   | .583    | 4-7        | .571   | 0-0         | .000  | 0        | 4   | 4   | 3.2 | 2   | 2  | 2   | 0   | 2   | 18  | 13.4 |      |
| vs Drake          | 12/19/15 | *  | 23  | 2-10   | .200    | 0-4        | .000   | 0-0         | .000  | 0        | 2   | 2   | 3.1 | 2   | 2  | 0   | 0   | 0   | 4   | 12.5 |      |
| TENNESSEE TECH    | 12/22/15 | *  | 21  | 7-16   | .438    | 5-10       | .500   | 2-2         | 1.000 | 1        | 0   | 1   | 2.9 | 1   | 2  | 0   | 0   | 1   | 21  | 13.3 |      |
| MICHIGAN STATE    | 12/29/15 | *  | 29  | 5-12   | .417    | 3-5        | .600   | 6-8         | .750  | 2        | 1   | 3   | 2.9 | 4   | 4  | 1   | 0   | 3   | 19  | 13.8 |      |
| at Purdue         | 01/02/16 | *  | 32  | 5-13   | .385    | 0-6        | .000   | 1-2         | .500  | 3        | 6   | 9   | 3.4 | 3   | 2  | 0   | 0   | 2   | 11  | 13.5 |      |
| NEBRASKA          | 01/05/16 | *  | 31  | 3-12   | .250    | 2-6        | .333   | 0-0         | .000  | 0        | 1   | 1   | 3.2 | 2   | 1  | 1   | 0   | 1   | 8   | 13.1 |      |
| at Michigan State | 01/14/16 | *  | 31  | 8-13   | .615    | 3-5        | .600   | 4-4         | 1.000 | 1        | 2   | 3   | 3.2 | 1   | 1  | 0   | 0   | 2   | 23  | 13.8 |      |
| MICHIGAN          | 01/17/16 | *  | 28  | 6-11   | .545    | 4-6        | .667   | 0-0         | .000  | 0        | 4   | 4   | 3.3 | 3   | 2  | 1   | 0   | 1   | 16  | 13.9 |      |
| at RUTGERS        | 01/21/16 | *  | 35  | 10-19  | .526    | 5-9        | .556   | 4-5         | .800  | 1        | 4   | 5   | 3.4 | 2   | 1  | 1   | 0   | 3   | 29  | 14.8 |      |
| PURDUE            | 01/24/16 | *  | 30  | 6-12   | .500    | 1-4        | .250   | 0-1         | .000  | 0        | 1   | 1   | 3.2 | 4   | 0  | 2   | 1   | 3   | 13  | 14.7 |      |
| at Maryland       | 01/28/16 | *  | 31  | 5-12   | .417    | 2-6        | .333   | 2-2         | 1.000 | 1        | 2   | 3   | 3.2 | 4   | 1  | 1   | 0   | 0   | 14  | 14.7 |      |
| NORTHWESTERN      | 01/31/16 | *  | 22  | 6-10   | .600    | 4-7        | .571   | 10-12       | .833  | 0        | 5   | 5   | 3.3 | 1   | 1  | 0   | 0   | 1   | 26  | 15.3 |      |
| PENN STATE        | 02/03/16 | *  | 27  | 5-9    | .556    | 2-4        | .500   | 0-0         | .000  | 1        | 1   | 2   | 3.2 | 1   | 3  | 2   | 0   | 0   | 12  | 15.1 |      |
| at Illinois       | 02/07/16 | *  | 31  | 7-18   | .389    | 3-7        | .429   | 6-6         | 1.000 | 2        | 3   | 5   | 3.3 | 1   | 2  | 2   | 0   | 2   | 23  | 15.5 |      |
| at Indiana        | 2/11/16  | *  | 30  | 4-7    | .571    | 2-3        | .667   | 2-4         | .500  | 2        | 2   | 4   | 3.3 | 3   | 0  | 3   | 0   | 2   | 12  | 15.3 |      |
| Totals            |          |    | 23  | 601    | 121-274 | .442       | 55-133 | .414        | 55-67 | .821     | 20  | 57  | 77  | 3.3 | 53 | 35  | 27  | 1   | 33  | 352  | 15.3 |

Games played: 23  
 Minutes/game: 26.1  
 Points/game: 15.3  
 FG Pct: 44.2  
 3FG Pct: 41.4  
 FT Pct: 82.1

Rebounds/game: 3.3  
 Assists/game: 1.5  
 Turnovers/game: 1.2  
 Assist/turnover ratio: 1.3  
 Steals/game: 1.4  
 Blocks/game: 0.0

- Scored 19 points in victory over #1 Michigan State, adding three steals and matching a career high in assists with four
- Tallied 11 points, while leading the team with a game and career-high nine rebounds in road win over #14 Purdue
- Scored a game-high 23 points (8-13 FG, 3-5 3-pt FG) and posted two steals in road win over #4 Michigan State
- Connected on 4-of-6 triples, scoring 14 of his 16 points in the second half in a home victory against Michigan
- Led team with a career-high 29 points, while shooting 5-of-9 from behind the arc in road win at Rutgers; the 29 points ties for the seventh most by a Hawkeye during the Fran McCaffery era
- Shot 50 percent from the field (6-of-12), scoring 13 points while posting a team-high three steals in win over #22 Purdue
- Led team with 14 points at #7 Maryland
- Led team with 26 points while going a career-best 10-of-12 from the free throw line and 4-of-7 from downtown; scored 22 of Iowa's first 25 second-half points

- Scored 12 points and dished out three assists in home win over Penn State
- Led all scorers with 23 points (7-18 FG, 3-7 3-FG, 6-6 FT) and grabbed five rebounds in win at Illinois

#### Personal Bests

**Points:** 29 vs. Rutgers, 1/21/16  
**Rebounds:** 9, 2x, last vs. Purdue, 1/2/16  
**FGM:** 10 vs. Rutgers, 1/21/16  
**FGA:** 20 vs. Florida State, 12/2/15  
**3-pt FG:** 5, 2x, last vs. Rutgers, 1/21/16  
**3-pt FGA:** 10 vs. Tennessee Tech, 12/22/15  
**FTM:** 10 vs. Northwestern, 1/31/16  
**FTA:** 12 vs. Northwestern, 1/31/16  
**Assists:** 4, 4x, last vs. Michigan State, 12/29/15  
**Steals:** 4 vs. Florida State, 12/2/15  
**Blocks:** 1, 8x, last vs. Purdue, 1/24/16  
**Minutes:** 35 vs. Rutgers, 1/21/16

#### CAREER STATISTICS

| YEAR   | G/GS  | FG-A    | PCT  | 3-PT    | PCT  | FT-A    | PCT  | RB  | AVG | PF-FO | AS | TO | BK | ST | PTS | AVG  |
|--------|-------|---------|------|---------|------|---------|------|-----|-----|-------|----|----|----|----|-----|------|
| Fresh. | 27/0  | 38-95   | .400 | 16-46   | .348 | 27-34   | .794 | 25  | 0.9 | 18-0  | 19 | 13 | 3  | 9  | 119 | 4.4  |
| Soph.  | 34/21 | 83-232  | .358 | 36-105  | .343 | 37-41   | .902 | 88  | 2.6 | 63-1  | 44 | 43 | 4  | 19 | 239 | 7.0  |
| Junior | 23/23 | 121-274 | .442 | 55-133  | .414 | 55-67   | .821 | 77  | 3.3 | 53-0  | 35 | 27 | 1  | 33 | 352 | 15.3 |
| TOTALS | 84/44 | 242-601 | .403 | 107-284 | .377 | 119-142 | .838 | 190 | 2.3 | 134-1 | 98 | 83 | 8  | 61 | 710 | 8.5  |



# IOWA HAWKEYE BASKETBALL

## UPDATED IOWA PLAYER BIO

### Michael Soukup



# 3

### 2015-16 Game-by-Game

| Opponent         | Date     | gs | min | Total  |      | 3-Pointers |      | Free throws |      | Rebounds |     |     |     | pf | a | t/o | blk | stl | pts | avg |
|------------------|----------|----|-----|--------|------|------------|------|-------------|------|----------|-----|-----|-----|----|---|-----|-----|-----|-----|-----|
|                  |          |    |     | fg-fga | pct  | 3fg-fga    | pct  | ft-fa       | pct  | off      | def | tot | avg |    |   |     |     |     |     |     |
| COPPIN STATE     | 11/15/15 | 4  | 0-0 | .000   | 0-0  | .000       | 0-1  | .000        | 0    | 1        | 1   | 1.0 | 0   | 1  | 0 | 0   | 0   | 0   | 0.0 |     |
| UMKC             | 12/05/15 | 2  | 1-1 | 1.000  | 1-1  | 1.000      | 0-0  | .000        | 0    | 0        | 0   | 0.5 | 0   | 1  | 0 | 0   | 0   | 3   | 1.5 |     |
| WESTERN ILLINOIS | 12/07/15 | 4  | 0-1 | .000   | 0-1  | .000       | 0-0  | .000        | 0    | 0        | 0   | 0.3 | 0   | 0  | 0 | 0   | 0   | 0   | 1.0 |     |
| TENNESSEE TECH   | 12/22/15 | 3  | 0-2 | .000   | 0-1  | .000       | 0-0  | .000        | 0    | 0        | 0   | 0.3 | 0   | 0  | 0 | 0   | 0   | 0   | 0.8 |     |
| PENN STATE       | 02/03/16 | 1  | 0-0 | .000   | 0-0  | .000       | 0-0  | .000        | 0    | 0        | 0   | 0.2 | 0   | 0  | 0 | 0   | 0   | 0   | 0.6 |     |
| Totals           |          | 0  | 14  | 1-4    | .250 | 1-3        | .333 | 0-1         | .000 | 0        | 1   | 1   | 0.2 | 0  | 2 | 0   | 0   | 3   | 0.6 |     |

Games played: 5  
 Minutes/game: 2.8  
 Points/game: 0.6  
 FG Pct: 25.0  
 3FG Pct: 33.3  
 FT Pct: 0.0

Rebounds/game: 0.2  
 Assists/game: 0.4  
 Assist/turnover ratio: 99.9

**Jr., 6-4, 165, Guard**  
**Danville, Iowa**  
**Danville HS**  
**Southeastern CC**

- Non-scholarship athlete
- Identical twin, Steven, is a teammate
- Played in five games
- Had one rebound and an assist in four minutes of game action in win over Coppin State
- Made his only 3-point attempt and collected in an assist in victory over UMKC

#### Personal Bests

**Points:** 3 vs. UMKC, 12/5/15  
**Rebounds:** 1 vs. Coppin State, 11/15/15  
**FGM:** 1 vs. UMKC, 12/5/15  
**FGA:** 2 vs. Tennessee Tech, 12/22/15  
**3-pt FG:** 1 vs. UMKC, 12/5/15  
**3-pt FGA:** 1, 3x, last vs. Tennessee Tech, 12/22/15  
**FTM:** ---  
**FTA:** 1 vs. Coppin State, 11/15/15  
**Assists:** 1, 2x, last vs. UMKC, 12/5/15  
**Steals:** ---  
**Blocks:** ---  
**Minutes:** 4, 2x, last vs. Western Illinois, 12/7/15

#### CAREER STATISTICS

| YEAR   | G/GS | FG-A | PCT  | 3-PT | PCT  | FT-A | PCT  | RB | AVG | PF-FO | AS | TO | BK | ST | PTS | AVG |
|--------|------|------|------|------|------|------|------|----|-----|-------|----|----|----|----|-----|-----|
| Junior | 5/0  | 1-4  | .250 | 1-3  | .333 | 0-1  | .000 | 1  | 0.2 | 0-0   | 2  | 0  | 0  | 0  | 3   | 0.6 |
| TOTALS | 5/0  | 1-4  | .250 | 1-3  | .333 | 0-1  | .000 | 1  | 0.2 | 0-0   | 2  | 0  | 0  | 0  | 3   | 0.6 |



# IOWA HAWKEYE BASKETBALL

## UPDATED IOWA PLAYER BIO

### Steven Soukup



# 13

**Jr., 6-4, 175, Guard**  
**Danville, Iowa**  
**Danville HS**  
**Southeastern CC**

- Non-scholarship athlete
- Identical twin, Michael, is a teammate
- Played in five games
- Had two rebounds and an assist in four minutes of game action in win over Coppin State
- Grabbed one rebound in victory over Western Illinois
- Recorded one rebound in first career Big Ten game against Penn State

#### Personal Bests

Points: ---  
 Rebounds: 2 vs. Coppin State, 11/15/15  
 FGM: ---  
 FGA: 2 vs. Coppin State, 11/15/15  
 3-pt FG: ---  
 3-pt FGA: 1 vs. Western Illionois, 12/7/15  
 FTM: ---  
 FTA: ---  
 Assists: 1 vs. Coppin State, 11/15/15  
 Steals: ---  
 Blocks: ---  
 Minutes: 4, 2x, last vs. Western Illinois, 12/7/15

### 2015-16 Game-by-Game

| Opponent         | Date     | gs       | min       | Total      |             | 3-Pointers |             | Free throws |             | Rebounds |          |          |            | pf       | a        | t/o      | blk      | stl      | pts      | avg      |            |
|------------------|----------|----------|-----------|------------|-------------|------------|-------------|-------------|-------------|----------|----------|----------|------------|----------|----------|----------|----------|----------|----------|----------|------------|
|                  |          |          |           | fg-fga     | pct         | 3fg-fga    | pct         | ft-fa       | pct         | off      | def      | tot      | avg        |          |          |          |          |          |          |          |            |
| COPPIN STATE     | 11/15/15 | 4        | 0-2       | .000       | 0-0         | .000       | 0-0         | .000        | 0           | 2        | 2        | 2.0      | 1          | 1        | 0        | 0        | 0        | 0        | 0        | 0.0      |            |
| UMKC             | 12/05/15 | 2        | 0-0       | .000       | 0-0         | .000       | 0-0         | .000        | 0           | 0        | 0        | 1.0      | 0          | 0        | 0        | 0        | 0        | 0        | 0        | 0.0      |            |
| WESTERN ILLINOIS | 12/07/15 | 4        | 0-1       | .000       | 0-1         | .000       | 0-0         | .000        | 0           | 1        | 1        | 1.0      | 0          | 0        | 0        | 0        | 0        | 0        | 0        | 0.0      |            |
| TENNESSEE TECH   | 12/22/15 | 2        | 0-1       | .000       | 0-1         | .000       | 0-0         | .000        | 0           | 0        | 0        | 0.8      | 0          | 0        | 0        | 0        | 0        | 0        | 0        | 0.0      |            |
| PENN STATE       | 02/03/16 | 1        | 0-0       | .000       | 0-0         | .000       | 0-0         | .000        | 0           | 1        | 1        | 0.8      | 0          | 0        | 0        | 0        | 0        | 0        | 0        | 0.0      |            |
| <b>Totals</b>    |          | <b>0</b> | <b>13</b> | <b>0-4</b> | <b>.000</b> | <b>0-2</b> | <b>.000</b> | <b>0-0</b>  | <b>.000</b> | <b>0</b> | <b>4</b> | <b>4</b> | <b>0.8</b> | <b>1</b> | <b>1</b> | <b>0</b> | <b>0</b> | <b>0</b> | <b>0</b> | <b>0</b> | <b>0.0</b> |

Games played: 5  
 Minutes/game: 2.6  
 FG Pct: 0.0  
 3FG Pct: 0.0

Rebounds/game: 0.8  
 Assists/game: 0.2  
 Assist/turnover ratio: 99.9

#### CAREER STATISTICS

| YEAR          | G/GS       | FG-A       | PCT         | 3-PT       | PCT         | FT-A       | PCT         | RB       | AVG        | PF-FO      | AS       | TO       | BK       | ST       | PTS      | AVG        |
|---------------|------------|------------|-------------|------------|-------------|------------|-------------|----------|------------|------------|----------|----------|----------|----------|----------|------------|
| Junior        | 5/0        | 0-4        | .000        | 0-2        | .000        | 0-0        | .000        | 4        | 0.8        | 1-0        | 1        | 0        | 0        | 0        | 0        | 0.0        |
| <b>TOTALS</b> | <b>5/0</b> | <b>0-4</b> | <b>.000</b> | <b>0-2</b> | <b>.000</b> | <b>0-0</b> | <b>.000</b> | <b>4</b> | <b>0.8</b> | <b>1-0</b> | <b>1</b> | <b>0</b> | <b>0</b> | <b>0</b> | <b>0</b> | <b>0.0</b> |





# IOWA HAWKEYE BASKETBALL

## UPDATED IOWA PLAYER BIO

### Dom Uhl



# 25

**So., 6-9, 215, Forward**  
**Frankfurt, Germany**  
**Point Pleasant Beach (NJ)**

- Shooting at a 45 percent clip (59-of-132) from the field and 48 percent from 3-point territory (23-of-48)
- Shooting 54 percent (14-of-26) from behind the arc during conference play
- Led team in rebounding four times this year
- Scored in double figures seven times this season
- Started first career game in win over Coppin State, pouring in a career-high 18 points (7-10 FG, 3-5 3-pt FG, 1-2 FT), and grabbing five rebounds
- Had six points, six rebounds, and career highs in assists (3) and blocks (2) in win season opening over Gardner-Webb
- Scored in double figures for the second straight game, netting 10 points (4-4 FG, 2-2 3-pt FG) in win at Marquette
- Registered six points and five rebounds in overtime win over Florida State
- Posted first career double-double, pulling down a personal-best 10 rebounds and scoring 14 points in victory over UMKC
- Tallied 15 points and blocked a game and career-high three shots in win over Western Illinois
- Grabbed six rebounds and scored two points off the bench at #2 Iowa State
- Had seven points and grabbed a game-best eight rebounds while playing a career-high 28 minutes in victory over Drake
- Led team in rebounding, snagging seven rebounds, while also scoring four points in win over Tennessee Tech
- Scored seven points and recorded three rebounds in 21 minutes of action off the bench in win over #1 Michigan State
- Recorded six critical points, shooting 2-of-3 from behind the arc in road victory over #14 Purdue
- Led the team with eight rebounds, while tallying 10 points on 2-of-3 shooting from beyond the arc in win over Nebraska

### 2015-16 Game-by-Game

| Opponent          | Date     | gs       | min        | Total         |             | 3-Pointers   |             | Free throws  |             | Rebounds  |           |           |            | pts       | avg       |           |           |           |            |            |
|-------------------|----------|----------|------------|---------------|-------------|--------------|-------------|--------------|-------------|-----------|-----------|-----------|------------|-----------|-----------|-----------|-----------|-----------|------------|------------|
|                   |          |          |            | fg-fga        | pct         | 3fg-fga      | pct         | ft-fa        | pct         | off       | def       | tot       | avg        |           |           | pf        | a         | t/o       | bk         | stl        |
| GARDNER-WEBB      | 11/13/15 | 19       | 3-6        | .500          | 0-2         | .000         | 0-1         | .000         | 1           | 5         | 6         | 6.0       | 2          | 3         | 2         | 2         | 0         | 6         | 6.0        |            |
| COPPIN STATE      | 11/15/15 | * 23     | 7-10       | .700          | 3-5         | .600         | 1-2         | .500         | 0           | 5         | 5         | 5.5       | 0          | 1         | 0         | 0         | 0         | 18        | 12.0       |            |
| at Marquette      | 11/19/15 | 16       | 4-4        | 1.000         | 2-2         | 1.000        | 0-1         | .000         | 0           | 1         | 1         | 4.0       | 2          | 2         | 1         | 0         | 3         | 10        | 11.3       |            |
| vs DAYTON         | 11/26/15 | 14       | 1-4        | .250          | 0-0         | .000         | 2-2         | 1.000        | 0           | 1         | 1         | 3.3       | 1          | 1         | 0         | 1         | 0         | 4         | 9.5        |            |
| vs NOTRE DAME     | 11/27/15 | 9        | 0-0        | .000          | 0-0         | .000         | 0-0         | .000         | 0           | 1         | 1         | 2.8       | 0          | 0         | 1         | 0         | 0         | 0         | 7.6        |            |
| vs WICHITA STATE  | 11/29/15 | 9        | 0-0        | .000          | 0-0         | .000         | 0-0         | .000         | 0           | 0         | 0         | 2.3       | 3          | 1         | 1         | 0         | 0         | 0         | 6.3        |            |
| FLORIDA STATE     | 12/02/15 | 19       | 2-4        | .500          | 0-1         | .000         | 2-2         | 1.000        | 2           | 3         | 5         | 2.7       | 0          | 0         | 0         | 0         | 0         | 6         | 6.3        |            |
| UMKC              | 12/05/15 | 22       | 6-10       | .600          | 1-2         | .500         | 1-2         | .500         | 2           | 8         | 10        | 3.6       | 1          | 3         | 1         | 1         | 0         | 14        | 7.3        |            |
| WESTERN ILLINOIS  | 12/07/15 | 19       | 4-8        | .500          | 2-4         | .500         | 5-6         | .833         | 1           | 3         | 4         | 3.7       | 1          | 0         | 0         | 3         | 1         | 15        | 8.1        |            |
| at Iowa State     | 12/10/15 | 17       | 0-3        | .000          | 0-2         | .000         | 2-2         | 1.000        | 3           | 3         | 6         | 3.9       | 4          | 0         | 1         | 0         | 0         | 2         | 7.5        |            |
| vs Drake          | 12/19/15 | 28       | 2-8        | .250          | 1-2         | .500         | 2-2         | 1.000        | 2           | 6         | 8         | 4.3       | 1          | 2         | 0         | 0         | 1         | 7         | 7.5        |            |
| TENNESSEE TECH    | 12/22/15 | 17       | 2-9        | .222          | 0-2         | .000         | 0-0         | .000         | 4           | 3         | 7         | 4.5       | 0          | 1         | 1         | 1         | 1         | 4         | 7.2        |            |
| MICHIGAN STATE    | 12/29/15 | 21       | 2-5        | .400          | 1-1         | 1.000        | 2-2         | 1.000        | 1           | 2         | 3         | 4.4       | 0          | 1         | 0         | 1         | 1         | 7         | 7.2        |            |
| at Purdue         | 01/02/16 | 15       | 2-5        | .400          | 2-3         | .667         | 0-0         | .000         | 0           | 0         | 0         | 4.1       | 1          | 0         | 0         | 1         | 0         | 6         | 7.1        |            |
| NEBRASKA          | 01/05/16 | 24       | 3-6        | .500          | 2-3         | .667         | 2-4         | .500         | 3           | 5         | 8         | 4.3       | 2          | 0         | 1         | 1         | 1         | 10        | 7.3        |            |
| at Michigan State | 01/14/16 | 17       | 4-5        | .800          | 2-2         | 1.000        | 0-0         | .000         | 3           | 2         | 5         | 4.4       | 3          | 1         | 1         | 0         | 0         | 10        | 7.4        |            |
| MICHIGAN          | 01/17/16 | 20       | 4-6        | .667          | 2-2         | 1.000        | 0-0         | .000         | 1           | 1         | 2         | 4.2       | 0          | 0         | 0         | 0         | 1         | 10        | 7.6        |            |
| at RUTGERS        | 01/21/16 | 14       | 1-5        | .200          | 0-3         | .000         | 1-2         | .500         | 1           | 2         | 3         | 4.2       | 1          | 1         | 2         | 0         | 0         | 3         | 7.3        |            |
| PURDUE            | 01/24/16 | 21       | 3-7        | .429          | 2-3         | .667         | 0-0         | .000         | 1           | 4         | 5         | 4.2       | 2          | 2         | 1         | 0         | 0         | 8         | 7.4        |            |
| at Maryland       | 01/28/16 | 23       | 4-8        | .500          | 1-4         | .250         | 0-0         | .000         | 1           | 1         | 2         | 4.1       | 2          | 0         | 2         | 0         | 1         | 9         | 7.5        |            |
| NORTHWESTERN      | 01/31/16 | 24       | 1-5        | .200          | 0-1         | .000         | 6-10        | .600         | 1           | 0         | 1         | 4.0       | 1          | 2         | 2         | 0         | 1         | 8         | 7.5        |            |
| PENN STATE        | 02/03/16 | 20       | 3-8        | .375          | 1-2         | .500         | 1-4         | .250         | 3           | 3         | 6         | 4.0       | 2          | 0         | 1         | 0         | 1         | 8         | 7.5        |            |
| at Illinois       | 02/07/16 | 15       | 1-4        | .250          | 1-2         | .500         | 0-0         | .000         | 0           | 2         | 2         | 4.0       | 1          | 0         | 0         | 0         | 0         | 3         | 7.3        |            |
| at Indiana        | 2/11/16  | 12       | 0-2        | .000          | 0-0         | .000         | 0-2         | .000         | 1           | 1         | 2         | 3.9       | 1          | 0         | 0         | 0         | 0         | 0         | 7.0        |            |
| <b>Totals</b>     |          | <b>1</b> | <b>438</b> | <b>59-132</b> | <b>.447</b> | <b>23-48</b> | <b>.479</b> | <b>27-44</b> | <b>.614</b> | <b>31</b> | <b>62</b> | <b>93</b> | <b>3.9</b> | <b>31</b> | <b>21</b> | <b>19</b> | <b>10</b> | <b>11</b> | <b>168</b> | <b>7.0</b> |

Games played: 24  
 Minutes/game: 18.3  
 Points/game: 7.0  
 FG Pct: 44.7  
 3FG Pct: 47.9  
 FT Pct: 61.4

Rebounds/game: 3.9  
 Assists/game: 0.9  
 Turnovers/game: 0.8  
 Assist/turnover ratio: 1.1  
 Steals/game: 0.5  
 Blocks/game: 0.4

- Tallied 10 points and grabbed five rebounds off the bench in victory at #4 Michigan State
- Scored 10 points on 4-of-6 shooting, including 2-of-2 from 3-point range in win over Michigan
- Went 2-of-3 from beyond the arc, tallying eight points while grabbing five boards in home win over #22 Purdue
- Had nine points and two boards at #7 Maryland
- Converted a career-best six free throws on a career-high 10 attempts against Northwestern; tallied eight points, two assists, one rebound, and a steal
- Tallied eight points and grabbed six boards in home win over Penn State

#### Personal Bests

**Points:** 18 vs. Coppin State, 11/15/15  
**Rebounds:** 10 vs. UMKC, 12/5/15  
**FGM:** 7 vs. Coppin State, 11/15/15  
**FGA:** 10, 2x, last vs. UMKC, 12/5/15  
**3-pt FG:** 3 vs. Coppin State, 11/15/15  
**3-pt FGA:** 5, 2x, last vs. Coppin State, 11/15/15  
**FTM:** 6 vs. Northwestern, 1/31/16  
**FTA:** 10 vs. Northwestern, 1/31/16  
**Assists:** 3, 2x, last vs. UMKC, 12/5/15  
**Steals:** 3 vs. Marquette, 11/19/15  
**Blocks:** 3 vs. Western Illinois, 12/7/15  
**Minutes:** 28 vs. Drake, 12/19/15

#### CAREER STATISTICS

| YEAR          | G/GS        | FG-A          | PCT         | 3-PT         | PCT         | FT-A         | PCT         | RB         | AVG        | PF-FO       | AS        | TO        | BK        | ST        | PTS        | AVG        |
|---------------|-------------|---------------|-------------|--------------|-------------|--------------|-------------|------------|------------|-------------|-----------|-----------|-----------|-----------|------------|------------|
| Fresh.        | 33/0        | 26-72         | .361        | 5-27         | .185        | 11-21        | .524        | 61         | 1.8        | 25-0        | 14        | 23        | 7         | 8         | 68         | 2.1        |
| Soph.         | 24/1        | 59-132        | .447        | 23-48        | .479        | 27-44        | .614        | 93         | 3.9        | 31-0        | 21        | 19        | 10        | 11        | 168        | 7.0        |
| <b>TOTALS</b> | <b>57/1</b> | <b>85-204</b> | <b>.417</b> | <b>28-75</b> | <b>.373</b> | <b>38-65</b> | <b>.585</b> | <b>154</b> | <b>2.7</b> | <b>56-0</b> | <b>35</b> | <b>42</b> | <b>17</b> | <b>19</b> | <b>236</b> | <b>4.1</b> |



# IOWA HAWKEYE BASKETBALL

## UPDATED IOWA PLAYER BIO

### Okey Ukah



# 23

**Sr., 6-7, 218, Forward**  
**Iowa City, Iowa**  
**West HS**  
**Kirkwood CC**

- Non-scholarship athlete
- Played in seven games this season
- Netted a personal-best six points, making all three field goal attempts, and had a steal in win over Coppin State
- Had a block and one rebound in victory over UMKC
- Registered two points, one rebound, and one steal in win over Western Illinois

#### Personal Bests

**Points:** 6 vs. Coppin State, 11/15/15  
**Rebounds:** 3 vs. Rutgers, 2/19/15  
**FGM:** 3 vs. Coppin State, 11/15/15  
**FGA:** 3, 2x, last vs. Western Illinois, 12/7/15  
**3-pt FG:** ---  
**3-pt FGA:** ---  
**FTM:** 1 vs. Md. Eastern Shore, 11/14/13  
**FTA:** 2, 2x, last vs. Western Illinois, 12/7/15  
**Assists:** 1 vs. Rutgers, 2/19/15  
**Steals:** 1, 4x, last vs. Western Illinois, 12/7/15  
**Blocks:** 1 vs. Md. Eastern Shore, 11/14/13  
**Minutes:** 5, 4x, last vs. Western Illinois, 12/7/15

### 2015-16 Game-by-Game

| Opponent         | Date     | gs | min | Total  |      | 3-Pointers |      | Free throws |      | Rebounds |     |     |     | pf | a | t/o | blk | stl | pts | avg |
|------------------|----------|----|-----|--------|------|------------|------|-------------|------|----------|-----|-----|-----|----|---|-----|-----|-----|-----|-----|
|                  |          |    |     | fg-fga | pct  | 3fg-fga    | pct  | ft-fa       | pct  | off      | def | tot | avg |    |   |     |     |     |     |     |
| GARDNER-WEBB     | 11/13/15 | 0  | 0-0 | .000   | 0-0  | .000       | 0-0  | .000        | 0    | 0        | 0   | 0.0 | 1   | 0  | 0 | 0   | 0   | 0   | 0   | 0.0 |
| COPPIN STATE     | 11/15/15 | 4  | 3-3 | 1.000  | 0-0  | .000       | 0-0  | .000        | 0    | 0        | 0   | 0.0 | 2   | 0  | 0 | 0   | 1   | 6   | 3.0 |     |
| at Marquette     | 11/19/15 | 2  | 0-0 | .000   | 0-0  | .000       | 0-0  | .000        | 0    | 0        | 0   | 0.0 | 0   | 0  | 0 | 0   | 0   | 0   | 2.0 |     |
| UMKC             | 12/05/15 | 4  | 0-1 | .000   | 0-0  | .000       | 0-0  | .000        | 0    | 1        | 1   | 0.3 | 0   | 0  | 0 | 1   | 0   | 0   | 1.5 |     |
| WESTERN ILLINOIS | 12/07/15 | 5  | 1-3 | .333   | 0-0  | .000       | 0-2  | .000        | 1    | 0        | 1   | 0.4 | 1   | 0  | 0 | 0   | 1   | 2   | 1.6 |     |
| TENNESSEE TECH   | 12/22/15 | 3  | 0-0 | .000   | 0-0  | .000       | 0-0  | .000        | 0    | 0        | 0   | 0.3 | 1   | 0  | 0 | 0   | 0   | 0   | 1.3 |     |
| PENN STATE       | 02/03/16 | 2  | 0-0 | .000   | 0-0  | .000       | 0-0  | .000        | 0    | 0        | 0   | 0.3 | 0   | 0  | 0 | 0   | 0   | 0   | 1.1 |     |
| Totals           |          | 0  | 20  | 4-7    | .571 | 0-0        | .000 | 0-2         | .000 | 1        | 1   | 2   | 0.3 | 5  | 0 | 0   | 1   | 2   | 8   | 1.1 |

Games played: 7  
 Minutes/game: 2.9  
 Points/game: 1.1  
 FG Pct: 57.1  
 FT Pct: 0.0

Rebounds/game: 0.3  
 Steals/game: 0.3  
 Blocks/game: 0.1

#### CAREER STATISTICS

| YEAR   | G/GS | FG-A | PCT  | 3-PT | PCT  | FT-A | PCT  | RB | AVG | PF-FO | AS | TO | BK | ST | PTS | AVG |
|--------|------|------|------|------|------|------|------|----|-----|-------|----|----|----|----|-----|-----|
| Soph.  | 9/0  | 1-4  | .250 | 0-0  | .000 | 1-2  | .500 | 6  | 0.7 | 0-0   | 0  | 1  | 1  | 0  | 3   | 0.3 |
| Junior | 10/0 | 1-2  | .500 | 0-0  | .000 | 0-0  | .000 | 7  | 0.7 | 3-0   | 1  | 2  | 0  | 2  | 2   | 0.2 |
| Senior | 7/0  | 4-7  | .571 | 0-0  | .000 | 0-2  | .000 | 2  | 0.3 | 5-0   | 0  | 0  | 1  | 2  | 8   | 1.1 |
| TOTALS | 26/0 | 6-13 | .462 | 0-0  | .000 | 1-4  | .250 | 15 | 0.6 | 8-0   | 1  | 3  | 2  | 4  | 13  | 0.5 |



# IOWA HAWKEYE BASKETBALL

## UPDATED IOWA PLAYER BIO

### Jarrold Uthoff



# 20

**Sr., 6-9, 221, Forward**  
**Cedar Rapids, Iowa**  
**Jefferson HS**  
**Wisconsin**

- 2016 Academic All-District First Team honoree
- 30th on Iowa's all-time scoring list with 1,121 points
- Scored 20 or more points 12 times this season
- Blocked 13 3-pointers this year, a total that ranks first individually and ahead of 344 Division I teams
- Six career double-doubles, including two this year (at #4 Michigan State, at Illinois)
- Became the third Hawkeye in program history to accumulate 1,000 points and 150 career blocks in win over Northwestern (Acie Earl, Greg Stokes)
- One of only two Big Ten players since 1996-97 with 150+ blocks and 115+ 3-pointers made in career (Minnesota's Michael Bauer '99-'04)
- Named Big Ten Player of the Week by the website *College Sports Madness* (Jan. 18 and Jan. 25)
- Became the 44th Hawkeye in program history to amass 1,000 career points after scoring 20 points against Rutgers (Jan. 21)
- Named Big Ten Co-Player of the Week (Dec. 14) after averaging 29.5 points, 9.0 rebounds, and 2.5 blocks in games against Western Illinois and ISU
- Only player from a Power 5 conference with 420+ points, 145+ rebounds, and 65+ blocks
- Reached double figures 57 times, including all but one game this season
- Blocked five shots in six games this season, including a career-high six against #1 Michigan State (Dec. 29)
- Third in the Big Ten in scoring (18.6), first in blocks (2.8), and ninth in rebounding (6.4)
- Made at least two 3-pointers in 14 games; shooting .833 from the charity stripe (80-of-96), which leads the team
- Ranks 10th nationally in blocked shots (2.8) and is 61st in scoring (18.6)
- Had a game-high 21 points, collected six rebounds, two blocks, and two steals vs. Gardner-Webb
- Had 13 points, blocked three shots, and snagged a team-best seven rebounds in win over Coppin State

### 2015-16 Game-by-Game

| Opponent          | Date     | gs | min | Total  |         | 3-Pointers |        | Free throws |       | Rebounds |     |     |     | pf  | a  | t/o | blk | stl | pts  | avg  |      |
|-------------------|----------|----|-----|--------|---------|------------|--------|-------------|-------|----------|-----|-----|-----|-----|----|-----|-----|-----|------|------|------|
|                   |          |    |     | fg-fga | pct     | 3fg-fga    | pct    | ft-fga      | pct   | off      | def | tot | avg |     |    |     |     |     |      |      |      |
| GARDNER-WEBB      | 11/13/15 | *  | 26  | 6-12   | .500    | 2-5        | .400   | 7-7         | 1.000 | 3        | 3   | 6   | 6.0 | 3   | 0  | 2   | 2   | 2   | 21   | 21.0 |      |
| COPPIN STATE      | 11/15/15 | *  | 18  | 6-10   | .600    | 1-3        | .333   | 0-0         | .000  | 0        | 7   | 7   | 6.5 | 1   | 0  | 1   | 3   | 0   | 13   | 17.0 |      |
| at Marquette      | 11/19/15 | *  | 25  | 6-11   | .545    | 2-3        | .667   | 1-2         | .500  | 0        | 4   | 4   | 5.7 | 1   | 3  | 1   | 0   | 15  | 16.3 |      |      |
| vs DAYTON         | 11/28/15 | *  | 31  | 6-15   | .400    | 4-7        | .571   | 2-3         | .667  | 1        | 1   | 2   | 4.8 | 2   | 3  | 2   | 1   | 2   | 18   | 16.8 |      |
| vs NOTRE DAME     | 11/27/15 | *  | 34  | 8-16   | .500    | 2-5        | .400   | 2-3         | .667  | 2        | 6   | 8   | 5.4 | 1   | 0  | 0   | 2   | 1   | 20   | 17.4 |      |
| vs WICHITA STATE  | 11/29/15 | *  | 37  | 9-15   | .600    | 2-5        | .400   | 2-2         | 1.000 | 1        | 6   | 7   | 5.7 | 1   | 1  | 1   | 5   | 2   | 22   | 18.2 |      |
| FLORIDA STATE     | 12/02/15 | *  | 39  | 5-14   | .357    | 1-4        | .250   | 4-5         | .800  | 3        | 5   | 8   | 6.0 | 1   | 3  | 0   | 4   | 0   | 15   | 17.7 |      |
| UMKC              | 12/05/15 | *  | 21  | 5-12   | .417    | 2-4        | .500   | 1-2         | .500  | 5        | 2   | 7   | 6.1 | 0   | 0  | 2   | 5   | 1   | 13   | 17.1 |      |
| WESTERN ILLINOIS  | 12/07/15 | *  | 23  | 10-16  | .625    | 4-5        | .800   | 3-3         | 1.000 | 3        | 6   | 9   | 6.4 | 0   | 1  | 0   | 1   | 0   | 27   | 18.2 |      |
| at Iowa State     | 12/10/15 | *  | 37  | 12-20  | .600    | 5-8        | .625   | 3-4         | .750  | 3        | 6   | 9   | 6.7 | 3   | 1  | 1   | 4   | 1   | 32   | 19.6 |      |
| vs Drake          | 12/19/15 | *  | 21  | 4-8    | .500    | 0-2        | .000   | 2-2         | 1.000 | 0        | 3   | 3   | 6.4 | 3   | 0  | 1   | 5   | 0   | 10   | 18.7 |      |
| TENNESSEE TECH    | 12/22/15 | *  | 22  | 5-11   | .455    | 1-5        | .200   | 2-2         | 1.000 | 1        | 4   | 5   | 6.3 | 3   | 2  | 1   | 2   | 1   | 13   | 18.3 |      |
| MICHIGAN STATE    | 12/29/15 | *  | 26  | 4-11   | .364    | 1-3        | .333   | 1-1         | 1.000 | 1        | 4   | 5   | 6.2 | 4   | 1  | 8   | 6   | 0   | 10   | 17.6 |      |
| at Purdue         | 01/02/16 | *  | 38  | 7-16   | .438    | 1-3        | .333   | 10-14       | .714  | 0        | 4   | 4   | 6.0 | 3   | 2  | 0   | 5   | 2   | 25   | 18.1 |      |
| NEBRASKA          | 01/05/16 | *  | 36  | 9-16   | .563    | 2-4        | .500   | 5-6         | .833  | 1        | 7   | 8   | 6.1 | 2   | 2  | 0   | 4   | 1   | 25   | 18.6 |      |
| at Michigan State | 01/14/16 | *  | 35  | 5-18   | .278    | 3-8        | .375   | 2-2         | 1.000 | 3        | 7   | 10  | 6.4 | 1   | 0  | 0   | 2   | 1   | 15   | 18.4 |      |
| MICHIGAN          | 01/17/16 | *  | 28  | 9-20   | .450    | 2-4        | .500   | 3-3         | 1.000 | 1        | 3   | 4   | 6.2 | 3   | 1  | 0   | 1   | 1   | 23   | 18.6 |      |
| at RUTGERS        | 01/21/16 | *  | 34  | 6-11   | .545    | 4-6        | .667   | 4-4         | 1.000 | 1        | 7   | 8   | 6.3 | 0   | 1  | 1   | 3   | 0   | 20   | 18.7 |      |
| PURDUE            | 01/24/16 | *  | 34  | 7-13   | .538    | 4-5        | .800   | 4-4         | 1.000 | 0        | 3   | 3   | 6.2 | 2   | 3  | 0   | 1   | 0   | 22   | 19.6 |      |
| at Maryland       | 01/28/16 | *  | 35  | 2-13   | .154    | 0-3        | .000   | 5-6         | .833  | 2        | 8   | 10  | 6.4 | 2   | 2  | 1   | 0   | 0   | 9    | 18.4 |      |
| NORTHWESTERN      | 01/31/16 | *  | 30  | 8-16   | .500    | 2-5        | .400   | 5-5         | 1.000 | 3        | 3   | 6   | 6.3 | 1   | 0  | 0   | 3   | 2   | 23   | 18.6 |      |
| PENN STATE        | 02/03/16 | *  | 24  | 5-12   | .417    | 1-3        | .333   | 3-4         | .750  | 0        | 3   | 3   | 6.2 | 1   | 0  | 0   | 5   | 0   | 14   | 18.4 |      |
| at Illinois       | 02/07/16 | *  | 35  | 7-17   | .412    | 1-4        | .250   | 3-4         | .750  | 4        | 8   | 12  | 6.4 | 1   | 2  | 0   | 2   | 0   | 18   | 18.4 |      |
| at Indiana        | 2/11/16  | *  | 38  | 8-20   | .400    | 2-7        | .286   | 6-8         | .750  | 2        | 3   | 5   | 6.4 | 0   | 1  | 0   | 1   | 1   | 24   | 18.6 |      |
| Totals            |          |    | 24  | 727    | 159-343 | .464       | 49-111 | .441        | 80-96 | .833     | 40  | 113 | 153 | 6.4 | 39 | 29  | 22  | 68  | 18   | 447  | 18.6 |

Games played: 24  
 Minutes/game: 30.3  
 Points/game: 18.6  
 FG Pct: 46.4  
 3FG Pct: 44.1  
 FT Pct: 83.3

Rebounds/game: 6.4  
 Assists/game: 1.2  
 Turnovers/game: 0.9  
 Assist/turnover ratio: 1.3  
 Steals/game: 0.8  
 Blocks/game: 2.8

- Named to the five player *Advocare Invitational All-Tournament Team* after averaging 20 points, 5.7 rebounds, and 2.7 blocks in three games
- Tallied back-to-back 20-point scoring efforts against ranked opponents (Notre Dame and Wichita State)
- Rejected four shots, scored 15 points, and had eight boards in overtime win over Florida State
- Recorded 13 points, seven rebounds, and a game-high five blocks in victory over UMKC
- Poured in 27 points (10-of-16 FG, 4-of-5 3-pt FG, 3-3 FT) and snagged a game-high nine rebounds in win over Western Illinois
- Scored a personal-best 32 points, 30 in the first half, and collected nine rebounds and a game-best four blocks at #2 Iowa State
- Tallied 10 points and rejected five shots, in only 21 minutes of action, in victory over Drake
- Registered 13 points, five rebounds, and rejected a game-best two shots in win over Tennessee Tech
- Denied a career-high six shots, while recording 10 points and five boards in win over #1 Michigan State
- Led the team with 25 points -- scored 16 of Iowa's 20 first half points -- in road win over #14 Purdue, while also rejecting five shots & grabbing four boards

- Led team with 25 points for the second consecutive game, while grabbing a team-high eight boards and blocking four shots against Nebraska
- Registered fifth career double-double (15 points, 10 rebounds) in win at #4 Michigan State, becoming the fifth visiting player in the last 20 seasons to record 15+ points, 10+ rebounds, and 2+ blocks when playing the Spartans at the Breslin Center
- Tallied a team-best 23 points in home victory over Michigan
- One-of-three Hawkeyes to score 20+ points in road win over Rutgers (20 points, 8 rebounds, 3 blocks)
- Scored a game-high 22 points (4-of-5 shooting from 3-point range) in home win over #22 Purdue
- Equaled a season high with 10 rebounds, while also scoring nine points at #7 Maryland
- Netted 23 points and rejected three shots against Northwestern
- Blocked a game-high five shots and tallied 14 points in home win over Penn State
- Recorded second double-double of the season at Illinois, scoring 18 points and matching a career high in rebounds with 12
- Tallied a game-high 24 points, grabbed five boards, and blocked one shot against Indiana



# IOWA HAWKEYE BASKETBALL

## UPDATED IOWA PLAYER BIO

### Personal Bests

**Points:** 32 vs. Iowa State, 12/10/15  
**Rebounds:** 12, 2x, last vs. Illinois, 2/7/16  
**FGM:** 12 vs. Iowa State, 12/10/15  
**FGA:** 20, 3x, last vs. Indiana, 2/11/16  
**3-pt FG:** 5, 2x, last vs. Iowa State, 12/10/15  
**3-pt FGA:** 11 at Northwestern, 2/15/15  
**FTM:** 10 vs. Purdue, 1/2/16  
**FTA:** 14 vs. Purdue, 1/2/16  
**Assists:** 5, 2x, last vs. Ohio State, 12/30/14  
**Steals:** 4 vs. Rutgers, 2/19/15  
**Blocks:** 6 vs. Michigan State, 12/29/15  
**Minutes:** 39 vs. Florida State, 12/2/15

### WATCH LISTS / HONORS

Oscar Robertson Trophy Top 20  
 John Wooden Late Season Top 20  
 Lute Olson Award  
 NBC/ESPN Midseason second team All-America

### BIG CONFERENCE ONLY STATS

|                       | Avg. | Rank |
|-----------------------|------|------|
| Blocked Shots         | 2.8  | 1st  |
| Scoring               | 19.0 | 3rd  |
| Free Throw Percentage | .836 | 6th  |
| 3-Pointers            | 1.9  | 11th |
| Rebounding            | 6.5  | 12th |

### BIG OVERALL STATS

|                       | Avg. | Rank |
|-----------------------|------|------|
| Blocked Shots         | 2.8  | 1st  |
| Scoring               | 18.6 | 3rd  |
| Free Throw Percentage | .833 | 6th  |
| Rebounding            | 6.4  | 9th  |
| 3-point FG%           | .414 | 14th |



### CAREER STATISTICS

| YEAR          | G/GS         | FG-A           | PCT         | 3-PT           | PCT         | FT-A           | PCT         | RB         | AVG        | PF-FO        | AS         | TO        | BK         | ST        | PTS          | AVG         |
|---------------|--------------|----------------|-------------|----------------|-------------|----------------|-------------|------------|------------|--------------|------------|-----------|------------|-----------|--------------|-------------|
| Soph.         | 33/0         | 84-168         | .500        | 17-40          | .425        | 67-82          | .817        | 152        | 4.6        | 38-0         | 26         | 31        | 35         | 11        | 252          | 7.6         |
| Junior        | 34/34        | 156-363        | .430        | 54-145         | .372        | 56-76          | .737        | 218        | 6.4        | 52-0         | 59         | 35        | 56         | 38        | 422          | 12.4        |
| Senior        | 24/24        | 159-343        | .464        | 49-111         | .441        | 80-96          | .833        | 153        | 6.4        | 39-0         | 29         | 22        | 68         | 18        | 447          | 18.6        |
| <b>TOTALS</b> | <b>91/58</b> | <b>399-874</b> | <b>.457</b> | <b>120-296</b> | <b>.405</b> | <b>203-254</b> | <b>.799</b> | <b>523</b> | <b>5.7</b> | <b>129-0</b> | <b>114</b> | <b>88</b> | <b>159</b> | <b>67</b> | <b>1,121</b> | <b>12.3</b> |



# IOWA HAWKEYE BASKETBALL

## UPDATED IOWA PLAYER BIO

### Ahmad Wagner



# 0

**Fr., 6-7, 225, Forward**  
**Yellow Springs, Ohio**  
**Wayne HS**

- Made 66.7 percent of his field goal attempts (22-of-33)
- Played double-digit minutes 12 times this season, including six Big Ten games
- Shot 1.000 percent from the floor in four Big Ten games this season
- Pulled down a team-best eight rebounds, and had six points and two blocks in only nine minutes of action in season opening win over Gardner-Webb
- Registered six points, four rebounds, two steals, and one assist in win over Coppin State
- Scored a personal-best nine points to go along with five rebounds, and three assists in victory over UMKC
- Grabbed six rebounds and tallied three points in win over Tennessee Tech
- Rejected two shots and pulled down one rebound in victory over #1 Michigan State
- Tallied two steals and one block in four minutes of action against #4 Michigan State
- Scored five points and grabbed three boards in win over Michigan
- Went 3-of-3 from the floor, scoring six points, while blocking one shot in win at Rutgers
- Grabbed two boards and rejected one shot in home win over #22 Purdue
- Tallied six points and grabbed four boards, while leading the team with a career-best three steals in win over Northwestern
- Scored eight points, bolstered by 4-of-5 shooting from the charity stripe, and grabbed five boards and rejected one shot in home win over Penn State

### 2015-16 Game-by-Game

| Opponent          | Date     | gs | min | Total  |      | 3-Pointers |      | Free throws |      | Rebounds |     |     |     | pf | a | t/o | blk | stl | pts | avg |
|-------------------|----------|----|-----|--------|------|------------|------|-------------|------|----------|-----|-----|-----|----|---|-----|-----|-----|-----|-----|
|                   |          |    |     | fg-fga | pct  | 3fg-fga    | pct  | ft-fa       | pct  | off      | def | tot | avg |    |   |     |     |     |     |     |
| GARDNER-WEBB      | 11/13/15 | 9  | 3-4 | .750   | 0-0  | .000       | 0-1  | .000        | 6    | 2        | 8   | 8.0 | 0   | 0  | 0 | 2   | 0   | 6   | 6.0 |     |
| COPPIN STATE      | 11/15/15 | 18 | 2-4 | .500   | 0-0  | .000       | 2-2  | 1.000       | 2    | 2        | 4   | 6.0 | 5   | 1  | 0 | 0   | 2   | 6   | 6.0 |     |
| at Marquette      | 11/19/15 | 11 | 1-1 | 1.000  | 0-0  | .000       | 0-0  | .000        | 1    | 1        | 2   | 4.7 | 2   | 0  | 2 | 0   | 0   | 2   | 4.7 |     |
| vs DAYTON         | 11/26/15 | 10 | 1-1 | 1.000  | 0-0  | .000       | 0-2  | .000        | 1    | 1        | 2   | 4.0 | 2   | 0  | 0 | 0   | 0   | 2   | 4.0 |     |
| vs NOTRE DAME     | 11/27/15 | 5  | 0-1 | .000   | 0-0  | .000       | 0-0  | .000        | 0    | 1        | 1   | 3.4 | 3   | 0  | 0 | 1   | 0   | 0   | 3.2 |     |
| vs WICHITA STATE  | 11/29/15 | 2  | 0-0 | .000   | 0-0  | .000       | 0-0  | .000        | 0    | 0        | 0   | 2.8 | 1   | 0  | 0 | 0   | 0   | 0   | 2.7 |     |
| FLORIDA STATE     | 12/02/15 | 8  | 1-1 | 1.000  | 0-0  | .000       | 0-1  | .000        | 0    | 2        | 2   | 2.7 | 2   | 0  | 1 | 0   | 0   | 2   | 2.6 |     |
| UMKC              | 12/05/15 | 17 | 2-3 | .667   | 0-0  | .000       | 5-6  | .833        | 2    | 3        | 5   | 3.0 | 3   | 3  | 0 | 1   | 0   | 9   | 3.4 |     |
| WESTERN ILLINOIS  | 12/07/15 | 10 | 1-1 | 1.000  | 0-0  | .000       | 0-0  | .000        | 0    | 2        | 2   | 2.9 | 1   | 0  | 1 | 0   | 1   | 2   | 3.2 |     |
| vs Drake          | 12/19/15 | 9  | 0-0 | .000   | 0-0  | .000       | 0-0  | .000        | 1    | 1        | 2   | 2.8 | 0   | 0  | 0 | 1   | 0   | 0   | 2.9 |     |
| TENNESSEE TECH    | 12/22/15 | 14 | 1-1 | 1.000  | 0-0  | .000       | 1-3  | .333        | 2    | 4        | 6   | 3.1 | 2   | 0  | 0 | 0   | 0   | 3   | 2.9 |     |
| MICHIGAN STATE    | 12/29/15 | 12 | 0-2 | .000   | 0-0  | .000       | 1-2  | .500        | 0    | 1        | 1   | 2.9 | 0   | 0  | 0 | 2   | 0   | 1   | 2.8 |     |
| at Purdue         | 01/02/16 | 3  | 0-0 | .000   | 0-0  | .000       | 0-0  | .000        | 0    | 0        | 0   | 2.7 | 0   | 0  | 1 | 0   | 0   | 0   | 2.5 |     |
| NEBRASKA          | 01/05/16 | 4  | 0-0 | .000   | 0-0  | .000       | 0-0  | .000        | 0    | 1        | 1   | 2.6 | 0   | 0  | 0 | 0   | 0   | 0   | 2.4 |     |
| at Michigan State | 01/14/16 | 4  | 0-1 | .000   | 0-0  | .000       | 0-0  | .000        | 1    | 1        | 2   | 2.5 | 2   | 0  | 1 | 1   | 2   | 0   | 2.2 |     |
| MICHIGAN          | 01/17/16 | 11 | 2-2 | 1.000  | 0-0  | .000       | 1-2  | .500        | 0    | 3        | 3   | 2.6 | 2   | 0  | 0 | 0   | 0   | 5   | 2.4 |     |
| at RUTGERS        | 01/21/16 | 10 | 3-3 | 1.000  | 0-0  | .000       | 0-0  | .000        | 0    | 0        | 0   | 2.4 | 1   | 0  | 0 | 1   | 0   | 6   | 2.6 |     |
| PURDUE            | 01/24/16 | 7  | 0-0 | .000   | 0-0  | .000       | 0-0  | .000        | 0    | 2        | 2   | 2.4 | 2   | 0  | 0 | 1   | 0   | 0   | 2.4 |     |
| at Maryland       | 01/28/16 | 8  | 1-3 | .333   | 0-1  | .000       | 0-1  | .000        | 0    | 0        | 0   | 2.3 | 0   | 1  | 0 | 0   | 1   | 2   | 2.4 |     |
| NORTHWESTERN      | 01/31/16 | 15 | 2-2 | 1.000  | 0-0  | .000       | 2-3  | .667        | 2    | 2        | 4   | 2.4 | 2   | 1  | 0 | 0   | 3   | 6   | 2.6 |     |
| PENN STATE        | 02/03/16 | 18 | 2-2 | 1.000  | 0-0  | .000       | 4-5  | .800        | 1    | 4        | 5   | 2.5 | 5   | 0  | 1 | 1   | 0   | 8   | 2.9 |     |
| at Illinois       | 02/07/16 | 10 | 0-0 | .000   | 0-0  | .000       | 2-2  | 1.000       | 0    | 1        | 1   | 2.4 | 2   | 0  | 0 | 0   | 0   | 2   | 2.8 |     |
| at Indiana        | 2/11/16  | 5  | 0-1 | .000   | 0-0  | .000       | 0-0  | .000        | 0    | 0        | 0   | 2.3 | 2   | 0  | 1 | 0   | 0   | 0   | 2.7 |     |
| Totals            |          | 0  | 220 | 22-33  | .667 | 0-1        | .000 | 18-30       | .600 | 19       | 34  | 53  | 2.3 | 39 | 6 | 8   | 11  | 9   | 62  | 2.7 |

Games played: 23  
 Minutes/game: 9.6  
 Points/game: 2.7  
 FG Pct: 66.7  
 3FG Pct: 0.0  
 FT Pct: 60.0

Rebounds/game: 2.3  
 Assists/game: 0.3  
 Turnovers/game: 0.3  
 Assist/turnover ratio: 0.8  
 Steals/game: 0.4  
 Blocks/game: 0.5

### Personal Bests

**Points:** 9 vs. UMKC, 12/5/15  
**Rebounds:** 8 vs. Gardner-Webb, 11/13/15  
**FGM:** 3, 2x, last vs. Rutgers, 1/21/16  
**FGA:** 4, 2x, last vs. Coppin State, 11/13/15  
**3-pt FG:** ---  
**3-pt FGA:** 1 vs. Maryland, 1/28/16  
**FTM:** 5 vs. UMKC, 12/5/15  
**FTA:** 6 vs. UMKC, 12/5/15  
**Assists:** 3 vs. UMKC, 12/5/15  
**Steals:** 3 vs. Northwestern, 1/31/16  
**Blocks:** 2, 2x, last vs. Michigan State, 12/29/15  
**Minutes:** 18, 2x, last vs. Penn State, 2/3/16

### CAREER STATISTICS

| YEAR   | G/GS | FG-A  | PCT  | 3-PT | PCT  | FT-A  | PCT  | RB | AVG | PF-FO | AS | TO | BK | ST | PTS | AVG |
|--------|------|-------|------|------|------|-------|------|----|-----|-------|----|----|----|----|-----|-----|
| Fresh. | 23/0 | 22-33 | .667 | 0-1  | .000 | 18-30 | .600 | 53 | 2.3 | 39-2  | 6  | 8  | 11 | 9  | 62  | 2.7 |
| TOTALS | 23/0 | 22-33 | .667 | 0-1  | .000 | 18-30 | .600 | 53 | 2.3 | 39-2  | 6  | 8  | 11 | 9  | 62  | 2.7 |





# IOWA HAWKEYE BASKETBALL

## UPDATED IOWA PLAYER BIO

### Christian Williams



11

**Fr., 6-6, 200, Guard**  
**Decatur, Ill.**  
**St. Theresa HS**

- Played in 13 games, including four conference games
- Had three points in three minutes of action in season opening win over Gardner-Webb
- Tallied five points and two assists in victory over Coppin State
- Made both free throw attempts and collected a steal in win over Tennessee Tech
- Recorded one steal and one assist in four minutes of action in win at #4 Michigan State
- Collected two rebounds in home win over Northwestern
- Shot 2-of-2 from the floor in home win over Penn State, scoring four points and grabbing one rebound

#### Personal Bests

**Points:** 5 vs. Coppin State, 11/15/15  
**Rebounds:** 3 vs. Gardner-Webb, 11/13/15  
**FGM:** 2, 2x, last vs. Penn State, 2/3/16  
**FGA:** 5 vs. Coppin State, 11/15/15  
**3-pt FG:** 1 vs. Coppin State, 11/15/15  
**3-pt FGA:** 1, 2x, last vs. UMKC, 12/5/15  
**FTM:** 2 vs. Tennessee Tech, 12/22/15  
**FTA:** 2 vs. Tennessee Tech, 12/22/15  
**Assists:** 2 vs. Coppin State, 11/15/15  
**Steals:** 1, 2x, last vs. Michigan State, 1/14/16  
**Blocks:** - - -  
**Minutes:** 14 vs. Coppin State, 11/15/15

### 2015-16 Game-by-Game

| Opponent          | Date     | gs | min | Total  |      | 3-Pointers |      | Free throws |      | Rebounds |     |     |     | pf | a | t/o | blk | stl | pts | avg |
|-------------------|----------|----|-----|--------|------|------------|------|-------------|------|----------|-----|-----|-----|----|---|-----|-----|-----|-----|-----|
|                   |          |    |     | fg-fga | pct  | 3fg-fga    | pct  | ft-fa       | pct  | off      | def | tot | avg |    |   |     |     |     |     |     |
| GARDNER-WEBB      | 11/13/15 | 3  | 0-0 | .000   | 0-0  | .000       | 0-0  | .000        | 1    | 2        | 3   | 3.0 | 0   | 0  | 1 | 0   | 0   | 0   | 0   | 0.0 |
| COPPIN STATE      | 11/15/15 | 14 | 2-5 | .400   | 1-1  | 1.000      | 0-1  | .000        | 0    | 1        | 1   | 2.0 | 0   | 2  | 0 | 0   | 0   | 0   | 5   | 2.5 |
| at Marquette      | 11/19/15 | 6  | 0-0 | .000   | 0-0  | .000       | 0-0  | .000        | 0    | 1        | 1   | 1.7 | 0   | 0  | 0 | 0   | 0   | 0   | 0   | 1.7 |
| vs DAYTON         | 11/26/15 | 2  | 0-1 | .000   | 0-0  | .000       | 0-0  | .000        | 0    | 0        | 0   | 1.3 | 0   | 1  | 0 | 0   | 0   | 0   | 0   | 1.3 |
| vs NOTRE DAME     | 11/27/15 | 1  | 0-1 | .000   | 0-0  | .000       | 0-0  | .000        | 0    | 0        | 0   | 1.0 | 0   | 0  | 0 | 0   | 0   | 0   | 0   | 1.0 |
| vs WICHITA STATE  | 11/29/15 | 0  | 0-0 | .000   | 0-0  | .000       | 0-0  | .000        | 0    | 0        | 0   | 0.8 | 0   | 0  | 0 | 0   | 0   | 0   | 0   | 0.8 |
| UMKC              | 12/05/15 | 6  | 0-2 | .000   | 0-1  | .000       | 0-0  | .000        | 0    | 0        | 0   | 0.7 | 0   | 0  | 0 | 0   | 0   | 0   | 0   | 0.7 |
| WESTERN ILLINOIS  | 12/07/15 | 7  | 0-1 | .000   | 0-0  | .000       | 0-0  | .000        | 1    | 0        | 1   | 0.8 | 0   | 0  | 0 | 0   | 0   | 0   | 0   | 0.6 |
| TENNESSEE TECH    | 12/22/15 | 6  | 0-0 | .000   | 0-0  | .000       | 2-2  | 1.000       | 0    | 0        | 0   | 0.7 | 2   | 0  | 0 | 0   | 1   | 2   | 0.8 |     |
| at Michigan State | 01/14/16 | 4  | 0-0 | .000   | 0-0  | .000       | 0-0  | .000        | 1    | 0        | 1   | 0.7 | 0   | 1  | 1 | 0   | 1   | 0   | 0.7 |     |
| at RUTGERS        | 01/21/16 | 3  | 0-2 | .000   | 0-1  | .000       | 0-0  | .000        | 0    | 0        | 0   | 0.6 | 0   | 0  | 0 | 0   | 0   | 0   | 0.6 |     |
| NORTHWESTERN      | 01/31/16 | 7  | 0-1 | .000   | 0-0  | .000       | 0-0  | .000        | 2    | 0        | 2   | 0.8 | 0   | 0  | 2 | 0   | 0   | 0   | 0.6 |     |
| PENN STATE        | 02/03/16 | 4  | 2-2 | 1.000  | 0-0  | .000       | 0-0  | .000        | 1    | 0        | 1   | 0.8 | 0   | 0  | 0 | 0   | 0   | 4   | 0.8 |     |
| <b>Totals</b>     |          | 0  | 63  | 4-15   | .267 | 1-3        | .333 | 2-3         | .667 | 6        | 4   | 10  | 0.8 | 2  | 4 | 4   | 0   | 2   | 11  | 0.8 |

Games played: 13  
 Minutes/game: 4.8  
 Points/game: 0.8  
 FG Pct: 26.7  
 3FG Pct: 33.3  
 FT Pct: 66.7

Rebounds/game: 0.8  
 Assists/game: 0.3  
 Turnovers/game: 0.3  
 Assist/turnover ratio: 1.0  
 Steals/game: 0.2

#### CAREER STATISTICS

| YEAR          | G/GS        | FG-A        | PCT         | 3-PT       | PCT         | FT-A       | PCT         | RB        | AVG        | PF-FO      | AS       | TO       | BK       | ST       | PTS       | AVG        |
|---------------|-------------|-------------|-------------|------------|-------------|------------|-------------|-----------|------------|------------|----------|----------|----------|----------|-----------|------------|
| Fresh.        | 13/0        | 4-15        | .267        | 1-3        | .333        | 2-3        | .667        | 10        | 0.8        | 2-0        | 4        | 4        | 0        | 2        | 11        | 0.8        |
| <b>TOTALS</b> | <b>13/0</b> | <b>4-15</b> | <b>.267</b> | <b>1-3</b> | <b>.333</b> | <b>2-3</b> | <b>.667</b> | <b>10</b> | <b>0.8</b> | <b>2-0</b> | <b>4</b> | <b>4</b> | <b>0</b> | <b>2</b> | <b>11</b> | <b>0.8</b> |





# IOWA HAWKEYE BASKETBALL

## UPDATED IOWA PLAYER BIO

### Adam Woodbury



# 34

**Sr., 7-1, 250, Center**  
**Sioux City, Iowa**  
**East HS**

- 2014 and 2015 Academic All-Big Ten honoree
- Started 128-of-129 games
- Double-doubles in five of the last seven games
- His 101 career assists are tied for third most nationally among active 7-footers
- Scored in double digits 13 times this year, including six of the last eight games
- Led Iowa in rebounding in Iowa's last eight games, including grabbing a career-high 15 boards against Penn State and Indiana
- Grabbed 84 rebounds the last seven games (12 rpg) to become second Hawkeye the past 20 years to grab 84+ rebounds in a seven game span (Reggie Evans in 2001 and 2002)
- Has grabbed 10+ rebounds in eight games this season, including six of the last seven
- Nine career double-doubles, including seven this year, which tied for first in the Big Ten this season
- Leads the team and is fourth in the Big Ten in rebounding (8.0)
- Shooting at a career percentage from the free throw line this season (.746, 50-of-67)
- His 678 career rebounds are third among active Big Ten players
- Scored 11 points and had six rebounds in 22 minutes in season opening win over Gardner-Webb
- Registered 10 points and a team-high seven rebounds in victory at Marquette
- Reached double figures in consecutive games against ranked opponents at the Advocare Invitational (14 vs. #17 Notre Dame and 15 vs. #20 Wichita State)
- Posted first double-double of the year vs. #17 Notre Dame, scoring 14 points on 7-of-9 shooting from the field, and corraling 10 rebounds
- Netted a season-high 15 points, bolstered by 7-of-10 shooting from the free throw line in win over #20 Wichita State
- Pulled down a team-best 10 rebounds and scored 11 points (3-5 FG, 5-5 FT) in overtime win over Florida State
- Tallied 10 points in win over Western Illinois
- Posted 12 points and five rebounds at #2 Iowa State
- Had seven points, six rebounds, two assists and a steal in win over Tennessee Tech

### 2015-16 Game-by-Game

| Opponent          | Date     | gs | min | Total  |        | 3-Pointers |      | Free throws |       | Rebounds |     |     |     | pf  | a  | t/o | blk | stl | pts | avg  |     |
|-------------------|----------|----|-----|--------|--------|------------|------|-------------|-------|----------|-----|-----|-----|-----|----|-----|-----|-----|-----|------|-----|
|                   |          |    |     | fg-fga | pct    | 3fg-fga    | pct  | ft-fga      | pct   | off      | def | tot | avg |     |    |     |     |     |     |      |     |
| GARDNER-WEBB      | 11/13/15 | *  | 22  | 3-6    | .500   | 0-0        | .000 | 5-7         | .714  | 2        | 4   | 6   | 6.0 | 0   | 0  | 1   | 0   | 0   | 11  | 11.0 |     |
| COPPIN STATE      | 11/15/15 | *  | 8   | 1-2    | .500   | 0-0        | .000 | 0-0         | .000  | 2        | 3   | 5   | 5.5 | 3   | 0  | 1   | 0   | 0   | 2   | 6.5  |     |
| at Marquette      | 11/19/15 | *  | 21  | 4-6    | .667   | 0-0        | .000 | 2-2         | 1.000 | 1        | 6   | 7   | 6.0 | 1   | 2  | 0   | 0   | 2   | 10  | 7.7  |     |
| vs DAYTON         | 11/26/15 | *  | 23  | 1-2    | .500   | 0-0        | .000 | 4-4         | 1.000 | 1        | 7   | 8   | 6.5 | 3   | 0  | 1   | 0   | 0   | 6   | 7.3  |     |
| vs NOTRE DAME     | 11/27/15 | *  | 24  | 7-9    | .778   | 0-0        | .000 | 0-0         | .000  | 4        | 6   | 10  | 7.2 | 4   | 0  | 1   | 1   | 1   | 14  | 8.6  |     |
| vs WICHITA STATE  | 11/29/15 | *  | 33  | 4-7    | .571   | 0-0        | .000 | 7-10        | .700  | 5        | 2   | 7   | 7.2 | 2   | 2  | 3   | 0   | 0   | 15  | 9.7  |     |
| FLORIDA STATE     | 12/02/15 | *  | 33  | 3-5    | .600   | 0-0        | .000 | 5-5         | 1.000 | 5        | 5   | 10  | 7.6 | 4   | 1  | 1   | 0   | 1   | 11  | 9.9  |     |
| UMKC              | 12/05/15 | *  | 22  | 2-7    | .286   | 0-0        | .000 | 0-0         | .000  | 2        | 4   | 6   | 7.4 | 1   | 1  | 1   | 0   | 0   | 4   | 9.1  |     |
| WESTERN ILLINOIS  | 12/07/15 | *  | 18  | 4-6    | .667   | 0-0        | .000 | 2-2         | 1.000 | 3        | 1   | 4   | 7.0 | 1   | 1  | 1   | 0   | 1   | 10  | 9.2  |     |
| at Iowa State     | 12/10/15 | *  | 35  | 5-9    | .556   | 0-0        | .000 | 2-2         | 1.000 | 1        | 4   | 5   | 6.8 | 3   | 1  | 3   | 1   | 0   | 12  | 9.5  |     |
| vs Drake          | 12/19/15 | *  | 12  | 2-5    | .400   | 0-0        | .000 | 0-0         | .000  | 1        | 0   | 1   | 6.3 | 1   | 1  | 1   | 0   | 1   | 4   | 9.0  |     |
| TENNESSEE TECH    | 11/27/15 | *  | 18  | 3-4    | .750   | 0-0        | .000 | 1-2         | .500  | 2        | 4   | 6   | 6.3 | 1   | 2  | 0   | 0   | 1   | 7   | 8.8  |     |
| MICHIGAN STATE    | 12/29/15 | *  | 22  | 4-6    | .667   | 0-0        | .000 | 0-0         | .000  | 2        | 3   | 5   | 6.2 | 4   | 0  | 0   | 0   | 0   | 8   | 8.8  |     |
| at Purdue         | 01/02/16 | *  | 25  | 3-7    | .429   | 0-0        | .000 | 0-0         | .000  | 3        | 4   | 7   | 6.2 | 1   | 0  | 2   | 0   | 1   | 6   | 8.6  |     |
| NEBRASKA          | 01/05/16 | *  | 31  | 2-7    | .286   | 0-0        | .000 | 4-5         | .800  | 2        | 4   | 6   | 6.2 | 3   | 0  | 1   | 1   | 0   | 8   | 8.5  |     |
| at Michigan State | 01/14/16 | *  | 31  | 2-6    | .333   | 0-0        | .000 | 0-2         | .000  | 4        | 4   | 8   | 6.3 | 3   | 2  | 1   | 1   | 0   | 4   | 8.3  |     |
| MICHIGAN          | 01/17/16 | *  | 28  | 5-7    | .714   | 0-0        | .000 | 2-2         | 1.000 | 2        | 4   | 6   | 6.3 | 1   | 2  | 0   | 0   | 1   | 12  | 8.5  |     |
| at RUTGERS        | 01/21/16 | *  | 22  | 3-5    | .600   | 0-0        | .000 | 6-6         | 1.000 | 4        | 7   | 11  | 6.6 | 3   | 1  | 2   | 1   | 2   | 12  | 8.7  |     |
| PURDUE            | 01/24/16 | *  | 23  | 4-6    | .667   | 0-0        | .000 | 5-6         | .833  | 2        | 8   | 10  | 6.7 | 4   | 0  | 1   | 0   | 1   | 13  | 8.9  |     |
| at Maryland       | 01/28/16 | *  | 26  | 5-6    | .833   | 0-0        | .000 | 1-3         | .333  | 3        | 7   | 10  | 6.9 | 5   | 0  | 3   | 0   | 1   | 11  | 9.0  |     |
| NORTHWESTERN      | 01/31/16 | *  | 14  | 0-2    | .000   | 0-0        | .000 | 0-0         | .000  | 1        | 8   | 9   | 7.0 | 3   | 1  | 1   | 0   | 0   | 0   | 8.6  |     |
| PENN STATE        | 02/03/16 | *  | 22  | 1-2    | .500   | 0-0        | .000 | 3-6         | .500  | 2        | 13  | 15  | 7.4 | 2   | 0  | 2   | 2   | 0   | 5   | 8.4  |     |
| at Illinois       | 02/07/16 | *  | 30  | 5-6    | .833   | 0-0        | .000 | 0-0         | .000  | 5        | 9   | 14  | 7.7 | 1   | 4  | 2   | 0   | 0   | 10  | 8.5  |     |
| at Indiana        | 2/11/16  | *  | 35  | 6-10   | .600   | 0-0        | .000 | 1-3         | .333  | 9        | 6   | 15  | 8.0 | 3   | 1  | 1   | 0   | 0   | 13  | 8.7  |     |
| Totals            |          |    | 24  | 578    | 79-138 | .572       | 0-0  | .000        | 50-67 | .746     | 68  | 123 | 191 | 8.0 | 57 | 22  | 29  | 8   | 12  | 208  | 8.7 |

Games played: 24  
 Minutes/game: 24.1  
 Points/game: 8.7  
 FG Pct: 57.2  
 FT Pct: 74.6

Rebounds/game: 8.0  
 Assists/game: 0.9  
 Turnovers/game: 1.2  
 Assist/turnover ratio: 0.75  
 Steals/game: 0.5  
 Blocks/game: 0.3

- Gathered five boards and scored eight points on 4-of-6 shooting from the field in victory over #1 Michigan State
- Notched six points and collected seven rebounds in road victory over #14 Purdue
- Grabbed six boards and tallied eight points, while shooting 4-of-5 from the charity stripe in win over Nebraska
- Collected eight rebounds and rejected one shot in road win over #4 Michigan State
- Tallied 12 points and grabbed a team-high six rebounds in win over Michigan
- Scored 12 points and matched a career high in rebounds (11) to record third double-double of the year in road win over Rutgers; shot 6-of-6 from the charity stripe
- Recorded second straight double-double (13 points, 10 rebounds) in home win over #22 Purdue
- Became the first Hawkeye since Greg Brunner in 2005-06 to record his third straight double-double of the season at #7 Maryland (11 points and 10 rebounds)
- Led team with a game-high nine rebounds against Northwestern
- Led team with career-high 15 boards -- his 13 defensive boards were the most by a Hawkeye since Kurt Looby (Nov. 13, 2006) -- and blocked two shots in home win over Penn State

- Recorded sixth double-double of the season at Illinois, scoring 10 points and grabbing a game-high 14 rebounds
- Posted second straight double-double, scoring 13 points and equaling a career high in boards with 15 at #22 Indiana; matched career high in minutes played (35)

#### Personal Bests

**Points:** 16, 2x, last vs. Maryland, 2/8/15  
**Rebounds:** 15, 2x, last vs. Indiana, 2/11/16  
**FGM:** 8 vs. Tennessee, 3/19/14  
**FGA:** 11 vs. Tennessee, 3/19/14  
**FTM:** 7, 3x, last vs. Wichita State, 11/29/15  
**FTA:** 12 vs. Michigan State, 1/28/14  
**Assists:** 6 at Michigan, 2/5/15  
**Steals:** 3, 2x, last at Nebraska, 2/23/15  
**Blocks:** 3, 3x, last vs. Penn State, 1/31/13  
**Minutes:** 35, 2x, last vs. Indiana, 2/11/16

#### CAREER STATISTICS

| YEAR   | G/GS    | FG-A    | PCT  | 3-PT | PCT  | FT-A    | PCT  | RB  | AVG | PF-FO | AS  | TO  | BK | ST | PTS | AVG |
|--------|---------|---------|------|------|------|---------|------|-----|-----|-------|-----|-----|----|----|-----|-----|
| Fresh. | 38/38   | 81-166  | .488 | 0-0  | .000 | 26-51   | .510 | 181 | 4.8 | 96-1  | 22  | 48  | 29 | 16 | 188 | 4.9 |
| Soph.  | 33/33   | 70-136  | .515 | 0-0  | .000 | 49-69   | .710 | 130 | 3.9 | 84-2  | 27  | 34  | 19 | 18 | 189 | 5.7 |
| Junior | 34/33   | 87-178  | .489 | 0-0  | .000 | 49-85   | .576 | 176 | 5.2 | 92-3  | 30  | 47  | 13 | 19 | 223 | 6.6 |
| Senior | 24/24   | 79-138  | .572 | 0-0  | .000 | 50-67   | .746 | 191 | 8.0 | 57-1  | 22  | 29  | 8  | 12 | 208 | 8.7 |
| TOTALS | 129/128 | 317-618 | .513 | 0-0  | .000 | 174-272 | .640 | 678 | 5.3 | 329-7 | 101 | 158 | 69 | 65 | 808 | 6.3 |



# IOWA HAWKEYE BASKETBALL

## Game-by-Game Results

Overall: 19-5      Big Ten: 10-2      Home: 12-0      Away: 5-3      Neutral: 2-2

| Date      | Opponent              | Result        | Attend. | Top Scorer                | Top Rebounder           |
|-----------|-----------------------|---------------|---------|---------------------------|-------------------------|
| Nov. 13   | Gardner-Webb          | W, 76-59      | 14,209  | 21, Jarrod Uthoff         | 8, Ahmad Wagner         |
| Nov. 15   | Coppin State          | W, 103-68     | 12,350  | 20, Brady Ellingson       | 7, Jones/Uthoff         |
| Nov. 19   | at Marquette          | W, 89-61      | 13,297  | 20, Peter Jok             | 7, Adam Woodbury        |
| ^ Nov. 26 | vs. Dayton            | L, 77-82      | 4,871   | 18, Jarrod Uthoff         | 8, Adam Woodbury        |
| ^ Nov. 27 | vs. #17 Notre Dame    | L, 62-68      | 4,508   | 20, Jarrod Uthoff         | 10, Adam Woodbury       |
| ^ Nov. 29 | vs. #20 Wichita State | W, 84-61      | 2,031   | 22, Jarrod Uthoff         | 7, Uthoff/Woodbury      |
| \$ Dec. 2 | Florida State         | W, 78-75 (OT) | 11,247  | 24, Peter Jok             | 10, Adam Woodbury       |
| Dec. 5    | UMKC                  | W, 95-75      | 11,763  | 14, Nicholas Baer/Dom Uhl | 10, Dom Uhl             |
| Dec. 7    | Western Illinois      | W, 90-56      | 11,395  | 27, Jarrod Uthoff         | 9, Jarrod Uthoff        |
| + Dec. 10 | at #2 Iowa State      | L, 82-83      | 14,384  | 32, Jarrod Uthoff         | 9, Jarrod Uthoff        |
| # Dec. 19 | vs. Drake             | W, 70-64      | 15,424  | 17, Mike Gesell           | 8, Dom Uhl              |
| Dec. 22   | Tennessee Tech        | W, 85-63      | 14,432  | 21, Peter Jok             | 7, Dom Uhl              |
| * Dec. 29 | #1 Michigan State     | W, 83-70      | 15,400  | 25, Mike Gesell           | 5, Baer/Uthoff/Woodbury |
| * Jan. 2  | at #14 Purdue         | W, 70-63      | 14,846  | 25, Jarrod Uthoff         | 9, Peter Jok            |
| * Jan. 5  | Nebraska              | W, 77-66      | 11,736  | 25, Jarrod Uthoff         | 8, Uhl/Uthoff           |
| * Jan. 14 | at #4 Michigan State  | W, 76-59      | 14,797  | 23, Peter Jok             | 10, Jarrod Uthoff       |
| * Jan. 17 | Michigan              | W, 82-71      | 15,400  | 23, Jarrod Uthoff         | 6, Adam Woodbury        |
| * Jan. 21 | at Rutgers            | W, 90-76      | 4,209   | 29, Peter Jok             | 11, Adam Woodbury       |
| * Jan. 24 | #22 Purdue            | W, 83-71      | 15,400  | 22, Jarrod Uthoff         | 10, Adam Woodbury       |
| * Jan. 28 | at #7 Maryland        | L, 68-74      | 17,950  | 14, Peter Jok             | 10, Uthoff/Woodbury     |
| * Jan. 31 | Northwestern          | W, 85-71      | 15,400  | 26, Peter Jok             | 9, Adam Woodbury        |
| * Feb. 3  | Penn State            | W, 73-49      | 12,596  | 14, Jarrod Uthoff         | 15, Adam Woodbury       |
| * Feb. 7  | at Illinois           | W, 77-65      | 13,849  | 23, Peter Jok             | 14, Adam Woodbury       |
| * Feb. 11 | at #22 Indiana        | L, 78-85      | 17,472  | 24, Jarrod Uthoff         | 15, Adam Woodbury       |

^ - *Advocare Invitational -- Orlando, Florida*

\$ - *Big Ten/ACC Challenge*

+ - *Iowa Corn Cy-Hawk Series*

# - *Hy-Vee Big Four Classic -- Des Moines, Iowa*

\* - *Big Ten Conference Game*

% - *Big Ten Tournament -- Indianapolis*

| Attendance Summary | Games     | Totals         | Average       |
|--------------------|-----------|----------------|---------------|
| Home               | 12        | 161,328        | 13,444        |
| Away               | 8         | 110,804        | 13,851        |
| Neutral            | 4         | 26,834         | 6,709         |
| <b>Totals</b>      | <b>24</b> | <b>298,966</b> | <b>12,457</b> |



# IOWA HAWKEYE BASKETBALL

## Game-by-Game Statistics

| Team                  | Score | FG-A  | PCT  | 3-PT. FG | PCT  | FT-A  | PCT  | REB | PF | AS | TO | BS | ST |
|-----------------------|-------|-------|------|----------|------|-------|------|-----|----|----|----|----|----|
| at Iowa               | 76    | 24-59 | .407 | 7-24     | .292 | 21-28 | .750 | 46  | 19 | 15 | 14 | 6  | 8  |
| Gardner-Webb          | 59    | 19-60 | .317 | 6-23     | .261 | 15-21 | .714 | 39  | 28 | 10 | 17 | 0  | 7  |
| at Iowa               | 103   | 40-72 | .556 | 12-28    | .429 | 11-20 | .550 | 51  | 18 | 31 | 11 | 6  | 5  |
| Coppin State          | 68    | 24-74 | .324 | 8-28     | .286 | 12-22 | .545 | 44  | 20 | 13 | 12 | 0  | 6  |
| Iowa                  | 89    | 36-66 | .545 | 12-22    | .545 | 5-7   | .714 | 33  | 17 | 25 | 12 | 2  | 14 |
| at Marquette          | 61    | 22-57 | .386 | 7-30     | .233 | 10-14 | .714 | 32  | 14 | 14 | 19 | 2  | 6  |
| Iowa                  | 77    | 27-62 | .435 | 12-24    | .500 | 11-17 | .647 | 33  | 22 | 19 | 12 | 3  | 6  |
| vs. Dayton            | 82    | 27-55 | .491 | 7-20     | .350 | 21-27 | .778 | 39  | 21 | 11 | 16 | 1  | 7  |
| Iowa                  | 62    | 25-66 | .379 | 6-24     | .250 | 6-9   | .667 | 40  | 19 | 13 | 7  | 6  | 4  |
| vs. #17 Notre Dame    | 68    | 25-55 | .455 | 8-25     | .320 | 10-15 | .667 | 36  | 15 | 13 | 7  | 4  | 1  |
| Iowa                  | 84    | 28-52 | .538 | 8-18     | .444 | 20-24 | .833 | 38  | 18 | 16 | 12 | 5  | 4  |
| vs. #20 Wichita State | 61    | 21-59 | .356 | 6-22     | .273 | 13-17 | .765 | 30  | 17 | 11 | 11 | 1  | 6  |
| at Iowa               | 78    | 27-64 | .422 | 5-21     | .238 | 19-26 | .731 | 42  | 17 | 15 | 12 | 4  | 9  |
| Florida State         | 75    | 29-76 | .382 | 5-23     | .217 | 12-15 | .800 | 49  | 22 | 16 | 14 | 2  | 5  |
| at Iowa               | 95    | 34-72 | .472 | 12-25    | .480 | 15-19 | .789 | 42  | 15 | 22 | 6  | 8  | 6  |
| UMKC                  | 75    | 29-66 | .439 | 7-18     | .389 | 10-16 | .625 | 38  | 18 | 12 | 12 | 3  | 5  |
| at Iowa               | 90    | 33-66 | .500 | 10-23    | .435 | 14-19 | .737 | 45  | 11 | 20 | 11 | 5  | 10 |
| Western Illinois      | 56    | 23-66 | .348 | 6-22     | .273 | 4-7   | .571 | 35  | 20 | 13 | 16 | 2  | 5  |
| Iowa                  | 82    | 31-65 | .477 | 11-27    | .407 | 9-10  | .900 | 37  | 14 | 18 | 17 | 6  | 4  |
| at #2 Iowa State      | 83    | 34-70 | .486 | 9-30     | .300 | 6-11  | .545 | 36  | 11 | 17 | 13 | 3  | 10 |
| Iowa                  | 70    | 28-60 | .467 | 8-21     | .381 | 6-8   | .750 | 31  | 12 | 12 | 3  | 14 | 4  |
| vs. Drake             | 64    | 24-60 | .400 | 11-26    | .423 | 5-8   | .625 | 39  | 12 | 14 | 11 | 3  | 0  |
| at Iowa               | 85    | 32-70 | .457 | 11-30    | .367 | 10-13 | .769 | 41  | 15 | 19 | 10 | 4  | 8  |
| Tennessee Tech        | 63    | 22-57 | .386 | 8-26     | .308 | 11-16 | .688 | 37  | 14 | 11 | 18 | 1  | 4  |
| at Iowa               | 83    | 27-56 | .482 | 6-13     | .462 | 23-31 | .742 | 35  | 20 | 15 | 12 | 11 | 8  |
| #1 Michigan State     | 70    | 27-64 | .422 | 3-13     | .231 | 13-20 | .650 | 41  | 27 | 11 | 16 | 5  | 7  |
| Iowa                  | 70    | 25-58 | .431 | 7-19     | .368 | 13-20 | .650 | 37  | 16 | 14 | 9  | 9  | 10 |
| at #14 Purdue         | 63    | 23-59 | .390 | 8-25     | .320 | 9-15  | .600 | 38  | 18 | 17 | 14 | 5  | 4  |
| at #19 Iowa           | 77    | 23-53 | .434 | 7-17     | .412 | 24-32 | .750 | 37  | 15 | 14 | 7  | 7  | 4  |
| Nebraska              | 66    | 25-58 | .431 | 7-20     | .350 | 9-16  | .563 | 34  | 26 | 8  | 9  | 2  | 4  |
| #16 Iowa              | 76    | 28-65 | .431 | 10-22    | .455 | 10-16 | .625 | 39  | 16 | 15 | 9  | 4  | 7  |
| at #4 Michigan State  | 59    | 23-55 | .418 | 4-21     | .190 | 9-13  | .692 | 35  | 19 | 14 | 16 | 4  | 3  |
| at #16 Iowa           | 82    | 31-61 | .508 | 10-22    | .455 | 10-11 | .909 | 27  | 13 | 19 | 4  | 3  | 8  |
| Michigan              | 71    | 25-54 | .463 | 10-28    | .357 | 11-14 | .786 | 33  | 14 | 18 | 13 | 3  | 1  |
| #9 Iowa               | 90    | 31-65 | .477 | 11-29    | .379 | 17-21 | .810 | 38  | 11 | 19 | 8  | 6  | 7  |
| at Rutgers            | 76    | 31-64 | .484 | 4-17     | .235 | 10-13 | .769 | 33  | 18 | 17 | 11 | 4  | 4  |
| at #9 Iowa            | 83    | 27-54 | .500 | 11-20    | .550 | 18-28 | .643 | 33  | 20 | 17 | 12 | 4  | 9  |
| #22 Purdue            | 71    | 27-64 | .422 | 9-23     | .391 | 8-15  | .533 | 41  | 24 | 15 | 17 | 2  | 8  |
| #3 Iowa               | 68    | 27-63 | .429 | 5-24     | .208 | 9-15  | .600 | 35  | 21 | 9  | 11 | 2  | 4  |
| at #7 Maryland        | 74    | 26-58 | .448 | 6-25     | .240 | 16-23 | .696 | 38  | 18 | 16 | 10 | 6  | 7  |
| at #3 Iowa            | 85    | 25-59 | .424 | 7-19     | .368 | 28-36 | .778 | 40  | 11 | 10 | 10 | 4  | 12 |
| Northwestern          | 71    | 26-62 | .419 | 11-30    | .367 | 8-14  | .571 | 39  | 27 | 13 | 16 | 3  | 5  |
| at #5 Iowa            | 73    | 25-54 | .463 | 6-17     | .353 | 17-26 | .654 | 45  | 16 | 12 | 11 | 8  | 5  |
| Penn State            | 49    | 21-69 | .304 | 1-20     | .050 | 6-12  | .500 | 40  | 23 | 8  | 10 | 6  | 7  |
| #5 Iowa               | 77    | 28-65 | .431 | 8-20     | .400 | 13-16 | .813 | 43  | 12 | 11 | 9  | 2  | 7  |
| at Illinois           | 65    | 26-66 | .394 | 8-25     | .320 | 5-6   | .833 | 32  | 14 | 12 | 10 | 1  | 6  |
| #4 Iowa               | 78    | 29-63 | .460 | 7-18     | .389 | 13-23 | .565 | 35  | 18 | 13 | 9  | 1  | 6  |
| at #22 Indiana        | 85    | 29-63 | .460 | 9-25     | .360 | 18-21 | .857 | 39  | 18 | 14 | 11 | 3  | 7  |



# IOWA HAWKEYE BASKETBALL

***The Last Time...***

## **The Last Time a Player . . .**

### ***Had 30 or more points***

Iowa -- 32, Jarrod Uthoff, at #2 Iowa State, 12/10/15

Opponent -- 30, Tre Demps, Northwestern, 1/31/16

### ***Made at least 90% of his FGA (10 att.)***

Iowa -- .900 (9-10), Aaron White vs. Md. Eastern Shore, 11/14/13

Opponent -- .900 (9-10), E.J. Singler, Oregon, 3/18/12

### ***Made 100% of his FTA (10 att.)***

Iowa -- 1.000 (10-10), Aaron White vs. North Carolina, 12/3/14

Opponent -- 1.000 (10-10), Morris Smith IV, UTSA, 11/15/09

### ***Had 15 or more rebounds***

Iowa -- 15, Adam Woobury vs. Indiana, 2/11/16

Opponent -- 15, Branden Dawson, 1/8/15

### ***Had 10 or more assists***

Iowa -- 10, Mike Gesell vs. Nebraska, 1/5/16

Opponent -- 10, Jerian Grant, Notre Dame, 12/3/13

### ***Had 5 or more blocks***

Iowa -- 5, Jarrod Uthoff vs. Penn State, 2/3/16

Opponent -- 5, Alex Olah, Northwestern, 2/15/15

### ***Had 5 or more steals***

Iowa -- 5, Mike Gesell at Penn State, 2/28/15

Opponent -- 6, Geno Thorpe, Penn State, 3/12/15

## **The Last Time a Team . . .**

### ***Scored 100 or more points***

Iowa -- 103 vs. Coppin State, 11/15/15

Opponent -- 108 by Oregon, 3/18/12

### ***Scored 40 or fewer points***

Iowa -- 40 at Wisconsin, 3/3/10

Opponent -- 39 by UNC Wilmington, 11/8/13

### ***Won an overtime game***

Iowa -- 78-75 (OT) vs. Florida State, 12/3/15

Opponent -- 66-61 (OT) by Northwestern, 2/15/15

### ***Made at least 60% of its FGA (20 att.)***

Iowa -- .643 (27-42) vs. Maryland, 2/8/15

Opponent -- .615 (32-52) by Gonzaga, 3/22/15

### ***Made at least 50% of its 3-pt. FGA (8 att.)***

Iowa -- .550 (11-20) vs. Purdue, 1/24/16

Opponent -- .625 (10-16) by Gonzaga, 3/22/15

### ***Made at least 90% of its FTA (10 att.)***

Iowa -- .909 (10-11) vs. Michigan, 1/17/16

Opponents -- .939 (15-16) by Illinois, 2/25/15



# IOWA HAWKEYE BASKETBALL

## Season & Career Bests

### Season Bests

| Player             | Points             | 3-Pointers       | Rebounds        | Assists           | Blocks              | Steals           |
|--------------------|--------------------|------------------|-----------------|-------------------|---------------------|------------------|
| Nicholas Baer      | 19, Tennessee Tech | 4, UMKC          | 7, Drake        | 2, twice          | 6, Drake            | 2, twice         |
| Anthony Clemmons   | 20, Rutgers        | 2, six times     | 6, twice        | 7, at Marquette   | 1, six times        | 4, twice         |
| Brady Ellingson    | 20, Coppin State   | 3, Dayton        | 3, twice        | 2, twice          | - - -               | 1, five times    |
| Andrew Fleming     | 6, UMKC            | 1, three times   | 6, Coppin State | 4, Coppin State   | 1, Northwestern     | - - -            |
| Mike Gesell        | 25, Michigan State | 2, Drake         | 7, Purdue       | 12, Coppin State  | 1, five times       | 4, at Marquette  |
| Brandon Hutton     | - - -              | - - -            | - - -           | - - -             | - - -               | - - -            |
| Peter Jok          | 29, Rutgers        | 5, twice         | 9, Purdue       | 4, Michigan State | 1, Purdue           | 4, Florida State |
| Dale Jones         | 16, Coppin State   | 4, Coppin State  | 7, Coppin State | 2, Coppin State   | 1, twice            | 1, Dayton        |
| Isaiah Moss        | - - -              | - - -            | - - -           | - - -             | - - -               | - - -            |
| Michael Soukup     | 3, UMKC            | 1, UMKC          | 1, Coppin State | 1, twice          | - - -               | - - -            |
| Steven Soukup      | - - -              | - - -            | 2, Coppin State | 1, Coppin State   | - - -               | - - -            |
| Dom Uhl            | 18, Coppin State   | 3, Coppin State  | 10, UMKC        | 3, twice          | 3, Western Illinois | 3, at Marquette  |
| Okey Ukah          | 6, Coppin State    | - - -            | 1, twice        | - - -             | - - -               | 1, twice         |
| Jarrod Uthoff      | 32, Iowa State     | 5, at Iowa State | 12, Illinois    | 3, four times     | 6, Michigan State   | 2, five times    |
| Ahmad Wagner       | 9, UMKC            | - - -            | 8, Gardner-Webb | 3, UMKC           | 2, twice            | 3, Northwestern  |
| Christian Williams | 5, Coppin State    | 1, Coppin State  | 3, Gardner-Webb | 2, Coppin State   | - - -               | 1, twice         |
| Adam Woodbury      | 15, Wichita State  | - - -            | 15, twice       | 4, Illinois       | 2, twice            | 2, at Marquette  |

### Career Bests

| Player             | Points                  | 3-Pointers         | Rebounds           | Assists             | Blocks                   | Steals                |
|--------------------|-------------------------|--------------------|--------------------|---------------------|--------------------------|-----------------------|
| Nicholas Baer      | 19, Tenn. Tech, '15     | 4, UMKC, '15       | 7, Drake, '15      | 2, twice            | 6, Drake, '15            | 2, twice              |
| Anthony Clemmons   | 20, Rutgers, '16        | 3, twice           | 6, twice           | 9, Coppin St., '12  | 2, Omaha, '13            | 4, twice              |
| Brady Ellingson    | 20, Coppin St., '15     | 3, Dayton, '15     | 3, twice           | 2, three times      | - - -                    | 1, six times          |
| Andrew Fleming     | 6, UMKC, '15            | 1, three times     | 6, Coppin St., '15 | 4, Coppin St., '15  | 1, Northwestern, '16     | - - -                 |
| Mike Gesell        | 25, Michigan State, '15 | 4, twice           | 7, Purdue, '16     | 12, Coppin St., '15 | 1, 24 times              | 5, Penn State, '15    |
| Brandon Hutton     | - - -                   | - - -              | - - -              | - - -               | - - -                    | - - -                 |
| Peter Jok          | 29, Rutgers, '16        | 5, twice           | 9, twice           | 4, four times       | 1, seven times           | 4, Florida State, '15 |
| Dale Jones         | 16, Coppin St., '15     | 4, Coppin St., '15 | 7, Coppin St., '15 | 2, Coppin St., '15  | 1, twice                 | 1, Dayton, '15        |
| Isaiah Moss        | - - -                   | - - -              | - - -              | - - -               | - - -                    | - - -                 |
| Michael Soukup     | 3, UMKC, '15            | 1, UMKC, '15       | 1, Coppin St., '15 | 1, twice            | - - -                    | - - -                 |
| Steven Soukup      | - - -                   | - - -              | 2, Coppin St., '15 | 1, Coppin St., '15  | - - -                    | - - -                 |
| Dom Uhl            | 18, Coppin St., '15     | 3, Coppin St., '15 | 10, UMKC, '15      | 3, twice            | 3, Western Illinois, '15 | 3, Marquette, '15     |
| Okey Ukah          | 6, Coppin St., '15      | - - -              | 3, Rutgers         | 1, Rutgers, '15     | 1, UMES, '13             | 1, four times         |
| Jarrod Uthoff      | 32, Iowa State, '15     | 5, twice           | 12, twice          | 5, twice            | 6, Michigan State, '15   | 4, Rutgers, '15       |
| Ahmad Wagner       | 9, UMKC, '15            | - - -              | 8, GWU, '15        | 3, UMKC, '15        | 2, twice                 | 3, Northwestern, '16  |
| Christian Williams | 5, Coppin St., '15      | 1, Coppin St., '15 | 3, GWU, '15        | 2, Coppin St., '15  | - - -                    | 1, twice              |
| Adam Woodbury      | 16, twice               | - - -              | 15, twice          | 6, Michigan, '15    | 3, three times           | 3, twice              |



# IOWA HAWKEYE BASKETBALL

## Season Highs And Lows/Specialty Statistics

| CATEGORY             | IOWA |      | OPPONENTS                 |      |
|----------------------|------|------|---------------------------|------|
| <u>Points</u>        | High | 103  | Coppin State              | 85   |
|                      | Low  | 62   | Notre Dame                | 49   |
| <u>FG Made</u>       | High | 40   | Coppin State              | 34   |
|                      | Low  | 23   | Nebraska                  | 19   |
| <u>FG Att.</u>       | High | 72   | 2x, last vs. UMKC         | 76   |
|                      | Low  | 52   | Wichita State             | 54   |
| <u>FG%</u>           | High | .556 | Coppin State              | .491 |
|                      | Low  | .379 | Notre Dame                | .304 |
| <u>3FG Made</u>      | High | 12   | 4x, last vs. UMKC         | 11   |
|                      | Low  | 5    | 2x, last vs. Maryland     | 1    |
| <u>3FG Att.</u>      | High | 30   | Tennessee Tech            | 30   |
|                      | Low  | 13   | Michigan State            | 13   |
| <u>3FG%</u>          | High | .550 | Purdue                    | .423 |
|                      | Low  | .208 | Maryland                  | .050 |
| <u>FTM</u>           | High | 28   | Northwestern              | 21   |
|                      | Low  | 5    | Marquette                 | 4    |
| <u>FTA</u>           | High | 36   | Northwestern              | 27   |
|                      | Low  | 7    | Marquette                 | 6    |
| <u>FT% (min. 10)</u> | High | .909 | Michigan                  | .857 |
|                      | Low  | .550 | Coppin State              | .500 |
| <u>Off. Reb.</u>     | High | 19   | Indiana                   | 19   |
|                      | Low  | 5    | Purdue                    | 7    |
| <u>Def. Reb.</u>     | High | 41   | Coppin State              | 30   |
|                      | Low  | 20   | Michigan                  | 16   |
| <u>Total Reb.</u>    | High | 51   | Coppin State              | 49   |
|                      | Low  | 27   | Michigan                  | 30   |
| <u>Assists</u>       | High | 31   | Coppin State              | 19   |
|                      | Low  | 9    | Maryland                  | 8    |
| <u>Steals</u>        | High | 14   | Marquette                 | 10   |
|                      | Low  | 4    | 6x, last vs. Maryland     | 0    |
| <u>Blocks</u>        | High | 14   | Drake                     | 6    |
|                      | Low  | 1    | Indiana                   | 0    |
| <u>Turnovers</u>     | High | 17   | Iowa State                | 19   |
|                      | Low  | 3    | Drake                     | 7    |
| <u>Fouls</u>         | High | 22   | Dayton                    | 28   |
|                      | Low  | 11   | 3x, last vs. Northwestern | 12   |

| GAME-BY-GAME SPECIALTY STATS |                   |          |         |         |         |
|------------------------------|-------------------|----------|---------|---------|---------|
| Date                         | Opponent          | Pts. Off | Pts. in | 2nd     | Bench   |
|                              |                   | TO's     | Paint   | Chance  | Points  |
|                              |                   | IA-Opp.  | IA-Opp. | IA-Opp. | IA-Opp. |
| 11/13                        | Gardner-Webb      | 21-11    | 28-16   | 12-14   | 26-21   |
| 11/15                        | Coppin State      | 19-7     | 50-30   | 9-7     | 58-30   |
| 11/19                        | at Marquette      | 22-11    | 42-28   | 9-7     | 22-16   |
| 11/26                        | Dayton            | 15-16    | 14-34   | 20-12   | 23-13   |
| 11/27                        | #17 Notre Dame    | 11-9     | 22-26   | 10-8    | 3-14    |
| 11/29                        | #20 Wichita State | 17-22    | 26-28   | 17-17   | 16-41   |
| 12/2                         | Florida State     | 19-10    | 30-46   | 6-13    | 8-14    |
| 12/5                         | UMKC              | 17-6     | 34-44   | 23-18   | 53-29   |
| 12/7                         | Western Illinois  | 24-7     | 40-28   | 11-15   | 33-22   |
| 12/10                        | at #2 Iowa State  | 19-32    | 28-42   | 11-20   | 4-19    |
| 12/19                        | vs. Drake         | 18-0     | 38-22   | 12-9    | 25-11   |
| 12/22                        | Tennessee Tech    | 17-11    | 34-20   | 19-6    | 31-24   |
| 12/29                        | #1 Michigan State | 21-16    | 30-44   | 15-18   | 3-4     |
| 1/2                          | at #14 Purdue     | 22-7     | 24-24   | 11-12   | 13-39   |
| 1/5                          | Nebraska          | 11-9     | 20-30   | 8-7     | 5-4     |
| 1/14                         | at #4 Michigan St | 17-3     | 22-38   | 10-7    | 13-16   |
| 1/17                         | Michigan          | 16-6     | 34-24   | 8-12    | 22-18   |
| 1/21                         | at Rutgers        | 14-11    | 38-46   | 17-12   | 9-26    |
| 1/24                         | #22 Purdue        | 24-14    | 24-32   | 5-9     | 19-27   |
| 1/28                         | at #7 Maryland    | 10-10    | 38-34   | 8-8     | 11-9    |
| 1/31                         | Northwestern      | 24-15    | 28-28   | 22-13   | 23-34   |
| 2/3                          | Penn State        | 8-5      | 32-36   | 14-13   | 28-14   |
| 2/7                          | at Illinois       | 12-13    | 32-18   | 26-6    | 8-16    |
| 2/11                         | at #22 Indiana    | 13-14    | 36-34   | 20-26   | 0-28    |
| AVG.                         |                   | 17.1     | 31.0    | 13.5    | 19.0    |

## IOWA AND OPPONENT INDIVIDUAL HIGH PERFORMANCES

| CATEGORY                                      | IOWA        | OPPONENTS  |
|---|-------------|--|
| <u>Points</u>                                 | 32          | Jarrold Uthoff vs. Iowa State 30                 |
| <u>Field Goals Made</u>                       | 12 (12-20)  | Jarrold Uthoff vs. Iowa State 11 (11-22)         |
| <u>Field Goals Attempted</u>                  | 20 (8-20)   | 3x, last by Jarrod Uthoff vs. Indiana 22 (11-22) |
| <u>Field Goal Percentage (min. 5 made)</u>    | .875 (7-8)  | 2x, last by Mike Gesell vs. Drake .833 (5-6)     |
| <u>3-Point Field Goals Made</u>               | 5 (5-9)     | 2x, last by Peter Jok vs. Rutgers 6 (6-15)       |
| <u>3-Point Field Goals Attempted</u>          | 10 (5-10)   | Peter Jok vs. Tennessee Tech 15 (6-15)           |
| <u>3-Point Field Goals Pct. (min. 4 made)</u> | .800 (4-5)  | 3x, last by Jarrod Uthoff vs. Purdue .667 (4-6)  |
| <u>Free Throws Made</u>                       | 11 (11-13)  | 2x, last by Mike Gesell vs. Nebraska 8 (8-8)     |
| <u>Free Throws Attempted</u>                  | 14 (10-14)  | Jarrold Uthoff vs. Purdue 8 (8-8)                |
| <u>Free Throw Pct. (min. 7 made)</u>          | 1.000 (7-7) | Jarrold Uthoff vs. Gardner-Webb 1.000 (8-8)      |
| <u>Offensive Rebounds</u>                     | 9           | Adam Woodbury vs. Indiana 8                      |
| <u>Defensive Rebounds</u>                     | 13          | Adam Woodbury vs. Penn State 8                   |
| <u>Total Rebounds</u>                         | 15          | 2x, last by Adam Woodbury vs. Indiana 12         |
| <u>Assists</u>                                | 12          | Mike Gesell vs. Coppin State 9                   |
| <u>Steals</u>                                 | 4           | 4x, last by Anthony Clemmons vs. Illinois 3      |
| <u>Blocks</u>                                 | 6           | 2x, last by Jarrod Uthoff vs. Michigan State 3   |
| <u>Turnovers</u>                              | 8           | Jarrold Uthoff vs. Michigan State 7              |
|   |             | Tre Demps (Northwestern)                         |
|   |             | 2x, last by Tre Demps (Northwestern)             |
|   |             | Tre Demps (Northwestern)                         |
|   |             | 2x, last by A.J. Hammons (Purdue)                |
|   |             | 2x, last by Tre Demps (Northwestern)             |
|   |             | Tre Demps (Northwestern)                         |
|   |             | Charles Cooke (Dayton)                           |
|   |             | Kevin Yogi Ferrell (Indiana)                     |
|   |             | 3x, last by Kevin Yogi Ferrell (Indiana)         |
|   |             | Kevin Yogi Ferrell (Indiana)                     |
|   |             | Jaleel McKay (Iowa State)                        |
|   |             | 4x, last by Malcolm Hill (Illinois)              |
|   |             | Jaleel McKay (Iowa State)                        |
|   |             | 2x, last by Corey Sanders (Rutgers)              |
|   |             | 9x, last by Payton Banks (Penn State)            |
|   |             | Deyonta Davis (Michigan State)                   |
|   |             | Haanif Cheatham (Marquette)                      |





# IOWA HAWKEYE BASKETBALL

## 2015-16 Iowa Record When...

|  |      |  |         |                     |      |
|--|------|--|---------|---------------------|------|
| When playing at home:                                  | 12-0 | When leading at the half:  | 15-1    | When wearing White: | 12-1 |
| When playing on the road:                              | 5-3  | When trailing at the half:   | 3-4     | When wearing Black: | 4-4  |
| When playing on a neutral court:                       | 2-2  | When tied at the half:   | 1-0     | When wearing Gold:  | 3-0  |
|  |      |  |         |                     |      |
| When Iowa scores 100 points or more:                   | 1-0  | Iowa field goal percentage at home:                                | 348-743 |                     | .468 |
| When Iowa scores 90-99 points:                         | 3-0  | Iowa field goal percentage on road:                                | 343-750 |                     | .457 |
| When Iowa scores 80-89 points:                         | 7-1  | Iowa 3-point percentage at home:                                   | 104-259 |                     | .402 |
| When Iowa scores 70-79 points:                         | 8-2  | Iowa 3-point percentage on road:                                   | 105-268 |                     | .392 |
| When Iowa scores under 70 points:                      | 0-2  | Iowa free throw percentage at home:                                | 210-284 |                     | .739 |
|  |      | Iowa free throw percentage on road:                                | 132-186 |                     | .710 |
|  |      |  |         |                     |      |
| When opponent scores 100 points or more:               | 0-0  | On Sunday:   | 6-0     |                     |      |
| When opponent scores 90-99 points:                     | 0-0  | On Monday:   | 1-0     |                     |      |
| When opponent scores 80-89 points:                     | 0-3  | On Tuesday:  | 3-0     |                     |      |
| When opponent scores 70-79 points:                     | 7-1  | On Wednesday:  | 2-0     |                     |      |
| When opponent scores 60-69 points:                     | 8-1  | On Thursday:   | 3-4     |                     |      |
| When opponent scores fewer than 60 points:             | 4-0  | On Friday:   | 1-1     |                     |      |
|  |      |  |         |                     |      |
| When Iowa shoots at least 50% from the field:          | 6-0  | On Saturday:   | 3-0     |                     |      |
| When Iowa shoots less than 50% from the field:         | 13-5 | On BTN:  | 9-0     |                     |      |
| When opponent shoots at least 50% from the field:      | 0-0  | On CBS:  | 0-0     |                     |      |
| When opponent shoots less than 50% from the field:     | 19-5 | On ESPN:   | 1-2     |                     |      |
| When Iowa has higher FG% than opponent:                | 18-0 | On ESPN2:  | 0-2     |                     |      |
| When opponent has higher FG%:                          | 1-4  | On ESPNU:  | 3-0     |                     |      |
| When FG% is equal:                                     | 0-1  | On ESPN3:  | 5-1     |                     |      |
|  |      |  |         |                     |      |
| When Iowa outrebounds opponent:                        | 13-3 | On FS1:  | 1-0     |                     |      |
| When opponent has more rebounds:                       | 6-2  | On Mediacom:   | 0-0     |                     |      |
| When rebounds are equal:                               | 0-0  | On NBC SN:   | 0-0     |                     |      |
| When Iowa shoots at least 80% from the line:           | 4-1  | On BTN.com:  | 0-0     |                     |      |
| When Iowa shoots less than 80% from the line:          | 15-4 |  |         |                     |      |
| When opponent shoots at least 80% from the line:       | 3-0  | Most Points, First Half: 53 vs. Western Illinois                   |         |                     |      |
| When opponent shoots less than 80% from the line:      | 17-4 | Fewest Points, First Half: 20 vs. Purdue                           |         |                     |      |
| When Iowa shoots more free throws than opponent:       | 14-1 | Most Points Allowed, First Half: 45, 2x, last vs. Indiana          |         |                     |      |
| When opponent shoots more free throws:                 | 4-4  | Fewest Points Allowed, First Half: 21, 3x, last vs. Tennessee Tech |         |                     |      |
| When free throws attempts are equal:                   | 1-0  | Most Points, Second Half: 51 vs. Coppin State                      |         |                     |      |
| When Iowa has higher FT% than opponent:                | 15-1 | Fewest Points, Second Half: 28 vs. Penn State                      |         |                     |      |
| When opponent has higher FT%:                          | 3-3  | Most Points Allowed, Second Half: 48 vs. Iowa State                |         |                     |      |
| When FT% is equal:                                     | 1-1  | Fewest Points Allowed, Second Half: 22 vs. Gardner-Webb            |         |                     |      |
|  |      |  |         |                     |      |
| When Iowa shoots at least 50% from 3-point range:      | 2-1  | Largest Halftime Advantage: 30 vs. Coppin State                    |         |                     |      |
| When Iowa shoots less than 50% from 3-point range:     | 17-4 | Largest Halftime Deficit: 17 vs. Purdue                            |         |                     |      |
| When opponent shoots at least 50% from 3-point range:  | 0-0  |  |         |                     |      |
| When opponent shoots less than 50% from 3-point range: | 19-5 |  |         |                     |      |
| When Iowa has a higher 3-point FG% than opponent:      | 18-3 |  |         |                     |      |
| When opponent has a higher 3-point FG%:                | 1-2  |  |         |                     |      |
| When 3-point FG% is equal:                             | 0-0  |  |         |                     |      |
|  |      |  |         |                     |      |
| When Iowa has more assists than opponent:              | 14-2 |  |         |                     |      |
| When opponent has more assists:                        | 5-2  |  |         |                     |      |
| When assists are equal:                                | 0-1  |  |         |                     |      |
|  |      |  |         |                     |      |
| When Iowa has fewer turnovers than opponent:           | 17-2 |  |         |                     |      |
| When opponent has fewer turnovers:                     | 2-2  |  |         |                     |      |
| When turnovers are equal:                              | 0-1  |  |         |                     |      |
| When Iowa has more steals than opponent:               | 15-1 |  |         |                     |      |
| When opponent has more steals:                         | 3-4  |  |         |                     |      |
| When steals are equal:                                 | 1-0  |  |         |                     |      |



# IOWA HAWKEYE BASKETBALL

## Under McCaffery... Iowa Record When . . .

|  |        |   |           |                     |       |
|--|--------|---|-----------|---------------------|-------|
| When playing at home:                                  | 79-23  | When leading at the half:                                     | 98-27     | When wearing White: | 70-25 |
| When playing on the road:                              | 24-38  | When trailing at the half:                                    | 14-51     | When wearing Black: | 29-50 |
| When playing on a neutral court:                       | 12-18  | When tied at the half:  | 2-1       | When wearing Gold:  | 15-4  |
|  |        |   |           |                     |       |
| When Iowa scores 100 points or more:                   | 5-0    | Iowa field goal percentage at home:                           | 2702-5862 |                     | .461  |
| When Iowa scores 90-99 points:                         | 12-1   | Iowa field goal percentage on road:                           | 2272-5336 |                     | .426  |
| When Iowa scores 80-89 points:                         | 34-6   | Iowa 3-point percentage at home:                              | 600-1720  |                     | .349  |
| When Iowa scores 70-79 points:                         | 42-21  | Iowa 3-point percentage on road:                              | 521-1556  |                     | .335  |
| When Iowa scores under 70 points:                      | 22-52  | Iowa free throw percentage at home:                           | 1779-2449 |                     | .726  |
|  |        | Iowa free throw percentage on road:                           | 1317-1842 |                     | .715  |
|  |        |   |           |                     |       |
| When opponent scores 100 points or more:               | 0-2    | On Sunday:  | 18-15     |                     |       |
| When opponent scores 90-99 points:                     | 1-8    | On Monday:  | 9-2       |                     |       |
| When opponent scores 80-89 points:                     | 0-17   | On Tuesday:   | 17-12     |                     |       |
| When opponent scores 70-79 points:                     | 25-31  | On Wednesday:   | 13-12     |                     |       |
| When opponent scores 60-69 points:                     | 36-20  | On Thursday:  | 14-18     |                     |       |
| When opponent scores fewer than 60 points:             | 53-2   | On Friday:  | 12-9      |                     |       |
|  |        |   |           |                     |       |
| When Iowa shoots at least 50% from the field:          | 32-6   | On Saturday:  | 30-11     |                     |       |
| When Iowa shoots less than 50% from the field:         | 83-74  | On BTN:   | 44-40     |                     |       |
| When opponent shoots at least 50% from the field:      | 3-33   | On CBS:   | 1-0       |                     |       |
| When opponent shoots less than 50% from the field:     | 112-47 | On ESPN:  | 8-11      |                     |       |
| When Iowa has higher FG% than opponent:                | 101-15 | On ESPN2:   | 8-10      |                     |       |
| When opponent has higher FG%:                          | 13-62  | On ESPNU:   | 13-8      |                     |       |
| When FG% is equal:                                     | 2-2    | On FS1:   | 1-0       |                     |       |
|  |        |   |           |                     |       |
| When Iowa outrebounds opponent:                        | 91-29  | On Mediacom:  | 12-0      |                     |       |
| When opponent has more rebounds:                       | 22-49  | On CBS SN:  | 1-1       |                     |       |
| When rebounds are equal:                               | 2-2    | ON NBC SN:  | 2-1       |                     |       |
|  |        |   |           |                     |       |
| When Iowa shoots at least 80% from the line:           | 31-17  | Most Points, First Half: 56 vs. Md. Eastern Shore, '13        |           |                     |       |
| When Iowa shoots less than 80% from the line:          | 84-63  | Fewest Points, First Half: 14 vs. Indiana, '13                |           |                     |       |
| When opponent shoots at least 80% from the line:       | 21-17  | Most Points Allowed, First Half: 55 vs. Michigan State, '12   |           |                     |       |
| When opponent shoots less than 80% from the line:      | 95-63  | Fewest Points Allowed, First Half: 12 vs. UNC Wilmington, '13 |           |                     |       |
| When Iowa shoots more free throws than opponent:       | 95-30  | Most Points, Second Half: 58 vs. SIU-Edwardsville, '10        |           |                     |       |
| When opponent shoots more free throws:                 | 14-47  | Fewest Points, Second Half: 15 vs. Northern Iowa, '14         |           |                     |       |
| When free throws attempts are equal:                   | 6-3    | Most Points Allowed, Second Half: 61 at Oregon, '12           |           |                     |       |
| When Iowa has higher FT% than opponent:                | 80-34  | Fewest Points Allowed, Second Half: 16 vs. UNI, '10           |           |                     |       |
| When opponent has higher FT%:                          | 33-44  | Largest Halftime Advantage: 37 vs. Arkansas-Pine Bluff, '13   |           |                     |       |
| When FT% is equal:                                     | 2-2    | Largest Halftime Deficit: 22 at Michigan State, '12           |           |                     |       |
|  |        |   |           |                     |       |
| When Iowa shoots at least 50% from 3-point range:      | 14-6   |   |           |                     |       |
| When Iowa shoots less than 50% from 3-point range:     | 100-75 |   |           |                     |       |
| When opponent shoots at least 50% from 3-point range:  | 1-14   |   |           |                     |       |
| When opponent shoots less than 50% from 3-point range: | 114-66 |   |           |                     |       |
| When Iowa has a higher 3-point FG% than opponent:      | 82-29  |   |           |                     |       |
| When opponent has a higher 3-point FG%:                | 30-53  |   |           |                     |       |
| When 3-point FG% is equal:                             | 0-1    |   |           |                     |       |
|  |        |   |           |                     |       |
| When Iowa has more assists than opponent:              | 86-22  |   |           |                     |       |
| When opponent has more assists:                        | 24-53  |   |           |                     |       |
| When assists are equal:                                | 5-5    |   |           |                     |       |
|  |        |   |           |                     |       |
| When Iowa has fewer turnovers than opponent:           | 78-31  |   |           |                     |       |
| When opponent has fewer turnovers:                     | 31-41  |   |           |                     |       |
| When turnovers are equal:                              | 7-7    |   |           |                     |       |
| When Iowa has more steals than opponent:               | 74-31  |   |           |                     |       |
| When opponent has more steals:                         | 34-42  |   |           |                     |       |
| When steals are equal:                                 | 7-6    |   |           |                     |       |



# IOWA HAWKEYE BASKETBALL

## Iowa Superlatives Under McCaffery

### TEAM

#### Most Points Scored

- 111 – SIU Edwardsville (11/26/10)
- 109 -- Md. Eastern Shore (11/14/13)
- 105 – Central Arkansas (12/19/11)
- 103 -- Coppin State (11/15/15)**  
103 -- Abilene Christian (11/17/13)

#### Fewest Points Allowed

- 36 -- Howard (11/15/12)
- 39 -- UNC Wilmington (11/8/13)  
39 -- Northern Iowa (12/7/10)
- 40 -- Louisiana Monroe (11/16/10)
- 41 -- Abilene Christian (11/17/13)

#### Field Goals Made

- 42 – Central Arkansas (12/19/11)
- 40 -- Coppin State (11/15/15)**
- 38 -- Abilene Christian (11/17/13)
- 37 -- SIU Edwardsville (11/26/10)  
37 -- Oregon (3/18/12)

#### Field Goals Attempted

- 79 – Oregon (3/18/12)
- 76 -- Central Arkansas (12/19/11)  
76 -- South Dakota (12/4/12)
- 74 -- Wisconsin (2/6/13)
- 72 -- UMKC (12/5/15)**  
72 -- Coppin State (11/15/15)

#### Field Goal Percentage (20 Made)

- .643 -- Maryland (2/8/15)
- .630 -- Indiana (1/29/12)
- .627 -- Michigan (2/5/15)
- .623 -- Abilene Christian (11/17/13)
- .617 -- Arkansas-Pine Bluff (12/22/13)

#### 3-Point Field Goals Made

- 13 -- Northern Illinois (11/17/11)
- 12 -- UMKC (12/5/15)**  
12 -- Dayton (11/26/15)  
12 -- Marquette (11/19/15)  
12 -- Coppin State (11/15/15)  
12 -- Northern Iowa (12/15/12)
- 11 -- Purdue (1/24/16)**  
11 -- Rutgers (1/21/16)  
11 -- Tennessee Tech (12/22/15)  
11 -- Iowa State (12/10/15)  
11 -- Villanova (11/30/13)  
11 -- SC State (12/19/12)

#### 3-Point Field Goals Attempted

- 30 -- Tennessee Tech (12/22/15)**  
30 -- Longwood (11/29/14)
- 29 -- Rutgers (1/21/16)**
- 28 -- Coppin State (11/15/15)**  
28 -- Minnesota (2/13/11)

#### 3-Point FG Percentage (10 Made)

- .619 (13-21) Northern Illinois (11/17/11)
- .588 (10-17) Arkansas-Pine Bluff (12/22/13)  
.588 (10-17) Michigan (2/1/14)
- .556 (10-18) SIUE (11/26/10)  
.556 (10-18) Wisconsin (2/23/12)

#### Free Throws Made

- 38 -- Nebraska-Omaha (11/10/13)
- 32 -- Md. Eastern Shore (11/14/13)**
- 31 -- Penn State (2/15/14)  
31 -- Wichita State (11/21/12)  
31 -- Penn State (1/31/13)  
31 -- Nebraska (1/5/15)

#### Free Throws Attempted

- 49 -- Nebraska-Omaha (11/10/13)
- 43 -- UM Eastern Shore (11/14/13)  
43 -- Michigan State (1/28/14)
- 40 -- Penn (11/22/13)  
40 -- Penn State (2/15/14)

#### Free Throw Percentage (10 Made)

- 1.000 (15-15) Virginia (3/27/13)
- .929 (26-28) North Florida (12/22/14)
- .926 (25-27) Penn State (2/28/15)
- .923 (12-13) Iowa State (12/12/14)
- .917 (11-12) Michigan St (3/15/13)

#### Most Rebounds

- 57 -- Md. Eastern Shore (11/14/13)
- 56 -- UNC Wilmington (11/8/13)  
56 -- Brown (12/3/11)  
56 -- SC State (12/19/12)
- 54 -- Fairleigh Dickinson (12/9/13)  
54 -- Coppin State (12/22/12)

#### Most Assists

- 32 -- Central Arkansas (12/19/11)
- 31 -- Coppin State (11/15/15)**
- 26 -- Northern Illinois (11/17/11)
- 25 -- Abilene Christian (11/17/13)
- 24 -- SIU Edwardsville (11/26/10)  
24 -- Md. Eastern Shore (11/14/13)

#### Most Steals

- 19 -- SIU Edwardsville (11/26/10)
- 16 -- UMBC (12/6/14)
- 14 -- Marquette (11/19/15)**  
14 -- Penn (11/22/13)  
14 -- Idaho St (12/4/10)  
14 -- Chicago St (11/11/11)
- 13 -- Rutgers (2/19/15)  
13 -- IPFW (11/26/11)  
13 -- UT-Pan American (11/9/12)

#### Most Blocked Shots

- 14 -- Drake (12/19/15)**
- 13 -- Illinois (3/5/13)
- 12 -- UNC Wilmington (11/8/13)  
12 -- Northern Illinois (11/26/14)
- 11 -- Michigan State (12/29/15)**
- 10 -- Penn State (2/15/14)  
10 -- UT-Pan American (11/9/12)

#### Fewest Turnovers

- 3 -- Drake (12/19/15)**
- 4 -- Michigan (1/17/16)**  
4 -- Northwestern (2/15/15)
- 5 -- Davidson (3/20/15)  
5 -- Abilene Christian (11/17/13)  
5 -- Drake (12/7/13)  
5 -- UTEP (11/29/13)  
5 -- Purdue (3/2/14)  
5 -- Boise St (12/22/11)
- 10 -- UMKC (12/5/15)**  
6 -- Michigan (2/5/15)  
6 -- Northwestern (3/7/15)  
6 -- Penn State (2/15/14)  
6 -- Tennessee (3/19/14)  
6 -- Illinois (3/8/12)

### INDIVIDUAL

#### Most Points:

- 33 -- Matt Gatens vs Wisconsin (2/23/12)
- 32 -- Jarrod Uthoff vs. Iowa State (12/10/15)**
- 31 -- Devyn Marble vs Oregon (3/18/12)
- 30 -- Matt Gatens vs Indiana (2/19/12)  
30 -- Devyn Marble vs UNI (12/15/12)  
30 -- Devyn Marble vs. Xavier (11/28/13)
- 29 -- Peter Jok vs. Rutgers (1/21/16)**  
29 -- Aaron White vs. Illinois (2/25/15)

#### Field Goals Made

- 12 -- Jarrod Uthoff vs. Iowa State (12/10/15)**  
12 -- Matt Gatens vs Wisconsin (2/23/12)
- 11 -- Aaron White vs. Davidson (3/20/15)  
11 -- Aaron White vs. Iowa State (12/13/13)
- 10 -- 9x, last by Peter Jok vs. Rutgers (1/21/16)**

#### Field Goals Attempted

- 24 -- Devyn Marble vs. Wisconsin (1/5/14)
- 23 -- Devyn Marble vs. Xavier (11/28/13)  
23 -- Devyn Marble vs. Villanova (11/30/13)
- 21 -- Matt Gatens vs. Minnesota (1/16/11)
- 20 -- Jarrod Uthoff vs. Indiana (2/11/16)**  
20 -- Peter Jok vs. Rutgers (1/21/16)  
20 -- Jarrod Uthoff vs. Michigan (1/17/16)  
20 -- Jarrod Uthoff vs. Iowa State (12/10/15)  
20 -- Peter Jok vs. Florida State (12/3/15)

#### 3-Point FG Made

- 7 -- Devyn Marble vs Oregon (3/18/12)  
7 -- Matt Gatens vs Wisconsin (2/23/12)  
7 -- Matt Gatens vs Indiana (2/19/12)
- 6 -- Devyn Marble vs. SCSU (12/19/12)  
6 -- Devyn Marble vs. Michigan (2/8/14)  
6 -- Josh Oglesby at Indiana (1/12/12)

#### 3-Point Field Goals Attempted

- 11 -- Jarrod Uthoff vs. N western (2/15/15)  
11 -- Josh Oglesby at Wisconsin (2/6/13)  
11 -- Matt Gatens vs Minnesota (2/13/11)
- 10 -- 9x, last by Peter Jok vs. Tenn. Tech (12/22/15)**

#### Free Throws Made

- 14 -- Roy Devyn Marble vs. UNI (12/15/12)
- 14 -- Aaron White vs. Texas (11/20/14)
- 13 -- Aaron White vs. Wisconsin (1/19/13)
- 12 -- Devyn Marble vs. Indiana (12/31/12)  
12 -- Aaron White vs. Nebraska (1/5/15)  
12 -- Gabriel Olaseni vs. Nebraska (1/5/15)

#### Most Rebounds:

- 17 -- Aaron White vs. Iowa State (12/13/13)
- 16 -- Gabriel Olaseni at Purdue (1/24/15)
- 15 -- Adam Woodbury vs. Indiana (2/11/16)**  
15 -- Adam Woodbury vs. Penn State (2/3/16)  
15 -- Aaron White vs. Omaha (11/10/13)  
15 -- Jarryd Cole vs. UNI (12/7/10)
- 14 -- Adam Woodbury vs. Illinois (2/7/16)**  
14 -- Aaron White at Penn State (2/28/15)  
14 -- Melsahn Basabe vs Iowa St (12/10/10)

#### Most Assists

- 12 -- Mike Gesell vs. Coppin State (11/15/15)**
- 11 -- Devyn Marble vs. Wisconsin (2/22/14)  
11 -- Bryce Cartwright vs Dayton (3/13/12)
- 10 -- Mike Gesell vs. Nebraska (1/5/16)**  
**10 -- Mike Gesell vs. Tenn. Tech (12/22/15)**  
10 -- Bryce Cartwright at Oregon (3/18/12)  
10 -- Bryce Cartwright vs Mich St (2/2/11)

#### Most Steals

- 7 -- Eric May vs SIUE (11/26/10)
- 6 -- Roy Devyn Marble vs. Penn (11/22/13)  
6 -- Eric May at Wake Forest (11/30/10)
- 5 -- Jarryd Cole at Mich St (3/2/11)  
5 -- Matt Gatens vs Idaho St (12/4/10)  
5 -- Aaron White vs. North Florida (12/22/14)  
5 -- Mike Gesell at Penn State (2/28/15)

#### Most Blocks

- 7 -- Melsahn Basabe vs. Iowa St (12/10/10)  
7 -- Gabriel Olaseni vs. Illinois (3/5/13)
- 6 -- Jarrod Uthoff vs. Michigan State (12/29/15)**  
6 -- Nicholas Baer vs. Drake (12/19/15)  
6 -- Melsahn Basabe vs Ohio St (1/4/11)
- 5 -- 11x, last by Jarrod Uthoff vs. Penn State (2/3/16)

## Game 1 - Iowa 76, Gardner-Webb 59

Official Basketball Box Score -- Game Totals -- Final Statistics  
Gardner-Webb vs Iowa  
11/13/15 8:30 p.m. at Carver-Hawkeye Arena - Iowa City, IA

Gardner-Webb 59 • 0-1

| #  | Player              | Total  |        | 3-Ptr  |        | Rebounds |     |     | PF | TP | A  | TO | Blk | Stl | Min |
|----|---------------------|--------|--------|--------|--------|----------|-----|-----|----|----|----|----|-----|-----|-----|
|    |                     | FG-FGA | FG-FGA | FT-FTA | FT-FTA | Off      | Def | Tot |    |    |    |    |     |     |     |
| 20 | Nelson, Tyrell      | f      | 3-5    | 0-1    | 6-7    | 2        | 3   | 4   | 1  | 12 | 1  | 0  | 0   | 1   | 20  |
| 21 | Aholode, Herve      | f      | 0-0    | 0-0    | 0-0    | 2        | 3   | 5   | 1  | 0  | 1  | 0  | 0   | 1   | 11  |
| 04 | McBride, Harold     | g      | 3-10   | 1-5    | 3-4    | 0        | 1   | 1   | 2  | 10 | 2  | 3  | 0   | 1   | 28  |
| 05 | Poston, Dylan       | g      | 2-10   | 2-6    | 1-2    | 0        | 4   | 4   | 2  | 7  | 1  | 3  | 0   | 0   | 22  |
| 24 | Ivey, Isaiah        | g      | 3-9    | 1-3    | 2-2    | 2        | 7   | 9   | 3  | 9  | 1  | 2  | 0   | 0   | 34  |
| 00 | Robateau, Jamaal    | g      | 3-11   | 1-4    | 0-0    | 0        | 2   | 2   | 0  | 7  | 1  | 2  | 0   | 1   | 25  |
| 03 | Rideau, Laquincy    | g      | 2-7    | 0-2    | 1-2    | 1        | 1   | 2   | 4  | 5  | 2  | 1  | 0   | 3   | 17  |
| 11 | Efianayi, David     | g      | 2-5    | 1-2    | 0-0    | 1        | 2   | 3   | 1  | 5  | 1  | 1  | 0   | 0   | 17  |
| 14 | Miller, Brandon     | g      | 1-3    | 0-0    | 2-4    | 2        | 1   | 3   | 5  | 4  | 0  | 0  | 0   | 0   | 13  |
| 25 | Laster, DJ          | g      | 0-0    | 0-0    | 0-0    | 0        | 1   | 1   | 1  | 0  | 0  | 0  | 0   | 0   | 3   |
| 31 | Niangane, L'Hassane | g      | 0-0    | 0-0    | 0-0    | 1        | 1   | 2   | 5  | 0  | 0  | 2  | 0   | 0   | 10  |
|    | Team                |        |        |        |        | 3        | 1   | 4   |    |    |    |    |     |     |     |
|    | Totals              |        | 19-60  | 6-23   | 15-21  | 14       | 25  | 39  | 28 | 59 | 10 | 17 | 0   | 7   | 200 |

FG % 1st Half: 14-33 42.4% 2nd half: 5-27 18.5% Game: 19-60 31.7% Deadball Rebounds 3  
3FG % 1st Half: 4-12 33.3% 2nd half: 2-11 18.2% Game: 6-23 26.1%  
FT % 1st Half: 5-7 71.4% 2nd half: 10-14 71.4% Game: 15-21 71.4%

Iowa 76 • 1-0

| #  | Player              | Total  |        | 3-Ptr  |        | Rebounds |     |     | PF | TP | A  | TO | Blk | Stl | Min |
|----|---------------------|--------|--------|--------|--------|----------|-----|-----|----|----|----|----|-----|-----|-----|
|    |                     | FG-FGA | FG-FGA | FT-FTA | FT-FTA | Off      | Def | Tot |    |    |    |    |     |     |     |
| 20 | Uthoff, Jarrod      | f      | 6-12   | 2-5    | 7-7    | 3        | 3   | 6   | 3  | 21 | 0  | 2  | 2   | 2   | 26  |
| 34 | Woodbury, Adam      | c      | 3-6    | 0-0    | 5-7    | 2        | 4   | 6   | 0  | 11 | 0  | 1  | 0   | 0   | 22  |
| 05 | Clemmons, Anthony   | g      | 1-7    | 0-3    | 6-8    | 0        | 2   | 2   | 2  | 8  | 2  | 3  | 0   | 0   | 33  |
| 10 | Gesell, Mike        | g      | 1-3    | 0-1    | 0-0    | 0        | 4   | 4   | 2  | 2  | 9  | 3  | 0   | 3   | 28  |
| 14 | Jok, Peter          | g      | 2-5    | 2-3    | 2-2    | 1        | 0   | 1   | 2  | 8  | 0  | 0  | 0   | 1   | 10  |
| 00 | Wagner, Ahmad       | g      | 3-4    | 0-0    | 0-1    | 6        | 2   | 8   | 0  | 6  | 0  | 0  | 2   | 0   | 9   |
| 01 | Jones, Dale         | g      | 1-4    | 1-4    | 0-0    | 0        | 4   | 4   | 3  | 3  | 0  | 0  | 0   | 0   | 10  |
| 02 | Fleming, Andrew     | g      | 0-1    | 0-0    | 1-2    | 0        | 1   | 1   | 1  | 1  | 0  | 1  | 0   | 0   | 4   |
| 11 | Williams, Christian | g      | 0-0    | 0-0    | 0-0    | 1        | 2   | 3   | 0  | 0  | 0  | 1  | 0   | 0   | 3   |
| 23 | Ukah, Okey          | g      | 0-0    | 0-0    | 0-0    | 0        | 0   | 0   | 0  | 0  | 0  | 0  | 0   | 0   | 0+  |
| 24 | Ellingson, Brady    | g      | 2-6    | 0-4    | 0-0    | 0        | 1   | 1   | 3  | 4  | 0  | 1  | 0   | 1   | 23  |
| 25 | Uhl, Dom            | g      | 3-6    | 0-2    | 0-1    | 1        | 5   | 6   | 2  | 6  | 3  | 2  | 2   | 0   | 19  |
| 51 | Baer, Nicholas      | g      | 2-5    | 2-2    | 0-0    | 0        | 1   | 1   | 0  | 6  | 1  | 0  | 0   | 1   | 13  |
|    | Team                |        |        |        |        | 2        | 1   | 3   |    |    |    |    |     |     |     |
|    | Totals              |        | 24-59  | 7-24   | 21-28  | 16       | 30  | 46  | 19 | 76 | 15 | 14 | 6   | 8   | 200 |

FG % 1st Half: 12-27 44.4% 2nd half: 12-32 37.5% Game: 24-59 40.7% Deadball Rebounds 1  
3FG % 1st Half: 2-9 22.2% 2nd half: 5-15 33.3% Game: 7-24 29.2%  
FT % 1st Half: 15-18 83.3% 2nd half: 6-10 60.0% Game: 21-28 75.0%

Officials: Chris Beaver, Kelly Pfeifer, Paul Szelc  
Technical fouls: Gardner-Webb-None. Iowa-None.  
Attendance: 14209  
Fouled Out - Gardner-Webb: Niangane (09:56), Miller (08:36)

| Score by periods | 1st | 2nd | Total |
|------------------|-----|-----|-------|
| Gardner-Webb     | 37  | 22  | 59    |
| Iowa             | 41  | 35  | 76    |

|             | In Paint | Off T/O | 2nd Chance | Fast Break | Bench |
|-------------|----------|---------|------------|------------|-------|
| Points GWU  | 16       | 11      | 14         | 2          | 21    |
| Points IOWA | 28       | 21      | 12         | 13         | 26    |

Last FG - GWU 2nd-02:01, IOWA 2nd-00:45.  
Largest lead - GWU by 3 1st-06:37, IOWA by 18 2nd-04:56.

Score tied - 7 times.  
Lead changed - 10 times.

## Game 3 - Iowa 89, Marquette 61

Official Basketball Box Score -- Game Totals -- Final Statistics  
Iowa vs Marquette  
11/19/15 8:15 p.m. at BMO Harris Bradley Center

Iowa 89 • 3-0

| #  | Player              | Total  |        | 3-Ptr  |        | Rebounds |     |     | PF | TP | A  | TO | Blk | Stl | Min |
|----|---------------------|--------|--------|--------|--------|----------|-----|-----|----|----|----|----|-----|-----|-----|
|    |                     | FG-FGA | FG-FGA | FT-FTA | FT-FTA | Off      | Def | Tot |    |    |    |    |     |     |     |
| 20 | Uthoff, Jarrod      | f      | 6-11   | 2-3    | 1-2    | 0        | 4   | 4   | 1  | 15 | 3  | 1  | 1   | 0   | 25  |
| 34 | Woodbury, Adam      | c      | 4-6    | 0-0    | 2-2    | 1        | 6   | 7   | 1  | 10 | 2  | 0  | 0   | 2   | 21  |
| 05 | Clemmons, Anthony   | g      | 5-10   | 1-3    | 0-0    | 1        | 1   | 2   | 1  | 11 | 7  | 3  | 0   | 3   | 28  |
| 10 | Gesell, Mike        | g      | 5-11   | 1-1    | 0-0    | 0        | 3   | 3   | 1  | 11 | 4  | 0  | 0   | 4   | 28  |
| 14 | Jok, Peter          | g      | 7-12   | 4-6    | 2-2    | 0        | 3   | 3   | 3  | 20 | 3  | 2  | 0   | 1   | 18  |
| 00 | Wagner, Ahmad       | g      | 1-1    | 0-0    | 0-0    | 1        | 1   | 2   | 2  | 2  | 0  | 2  | 0   | 0   | 11  |
| 01 | Jones, Dale         | g      | 2-7    | 1-4    | 0-0    | 1        | 3   | 4   | 2  | 5  | 0  | 1  | 0   | 0   | 16  |
| 02 | Fleming, Andrew     | g      | 1-2    | 0-1    | 0-0    | 0        | 1   | 1   | 2  | 3  | 2  | 0  | 0   | 0   | 8   |
| 11 | Williams, Christian | g      | 0-0    | 0-0    | 0-0    | 0        | 1   | 1   | 0  | 0  | 0  | 0  | 0   | 0   | 6   |
| 23 | Ukah, Okey          | g      | 0-0    | 0-0    | 0-0    | 0        | 0   | 0   | 0  | 0  | 0  | 0  | 0   | 0   | 2   |
| 24 | Ellingson, Brady    | g      | 1-2    | 1-2    | 0-0    | 1        | 1   | 2   | 1  | 3  | 1  | 0  | 0   | 1   | 14  |
| 25 | Uhl, Dom            | g      | 4-4    | 2-2    | 0-1    | 0        | 1   | 1   | 2  | 10 | 2  | 1  | 0   | 3   | 16  |
| 51 | Baer, Nicholas      | g      | 0-0    | 0-0    | 0-0    | 1        | 1   | 2   | 2  | 0  | 0  | 1  | 0   | 1   | 7   |
|    | Team                |        |        |        |        | 0        | 0   | 0   |    |    |    |    |     |     |     |
|    | Totals              |        | 36-66  | 12-22  | 5-7    | 7        | 26  | 33  | 17 | 89 | 25 | 12 | 2   | 14  | 200 |

FG % 1st Half: 19-37 51.4% 2nd half: 17-29 58.6% Game: 36-66 54.5% Deadball Rebounds 1  
3FG % 1st Half: 7-14 50.0% 2nd half: 5-8 62.5% Game: 12-22 54.5%  
FT % 1st Half: 3-4 75.0% 2nd half: 2-3 66.7% Game: 5-7 71.4%

Marquette 61 • 1-2

| #  | Player           | Total  |        | 3-Ptr  |        | Rebounds |     |     | PF | TP | A  | TO | Blk | Stl | Min |
|----|------------------|--------|--------|--------|--------|----------|-----|-----|----|----|----|----|-----|-----|-----|
|    |                  | FG-FGA | FG-FGA | FT-FTA | FT-FTA | Off      | Def | Tot |    |    |    |    |     |     |     |
| 13 | ELLENSON, Henry  | f      | 1-8    | 0-4    | 1-2    | 2        | 6   | 8   | 1  | 3  | 3  | 3  | 0   | 0   | 31  |
| 40 | FISCHER, Luke    | c      | 4-4    | 0-0    | 0-0    | 1        | 1   | 2   | 5  | 8  | 1  | 1  | 0   | 0   | 16  |
| 01 | WILSON, Duane    | g      | 3-11   | 2-9    | 3-4    | 0        | 3   | 3   | 0  | 11 | 3  | 2  | 0   | 1   | 30  |
| 23 | JOHNSON, Jajuan  | g      | 5-10   | 0-1    | 1-2    | 0        | 2   | 2   | 1  | 11 | 1  | 1  | 1   | 1   | 28  |
| 25 | CHEATHAM, Haanif | g      | 4-5    | 2-2    | 2-2    | 0        | 4   | 4   | 1  | 12 | 3  | 7  | 0   | 1   | 24  |
| 02 | ANIM, Sacar      | g      | 1-2    | 1-2    | 0-0    | 0        | 0   | 0   | 1  | 3  | 0  | 0  | 0   | 0   | 9   |
| 05 | COHEN III, Sandy | g      | 3-8    | 1-5    | 1-2    | 0        | 4   | 4   | 3  | 8  | 0  | 3  | 1   | 1   | 26  |
| 12 | HELDT, Matt      | g      | 0-1    | 0-0    | 0-0    | 1        | 0   | 1   | 0  | 0  | 0  | 0  | 0   | 0   | 11  |
| 21 | CARTER, Traci    | g      | 1-5    | 1-4    | 2-2    | 0        | 1   | 1   | 2  | 5  | 1  | 1  | 0   | 1   | 13  |
| 22 | ELLENSON, Wally  | g      | 0-3    | 0-3    | 0-0    | 0        | 1   | 1   | 0  | 0  | 2  | 0  | 0   | 1   | 12  |
|    | Team             |        |        |        |        | 5        | 1   | 6   |    |    |    |    |     |     |     |
|    | Totals           |        | 22-57  | 7-30   | 10-14  | 9        | 23  | 32  | 14 | 61 | 14 | 19 | 2   | 6   | 200 |

FG % 1st Half: 8-31 25.8% 2nd half: 14-26 53.8% Game: 22-57 38.6% Deadball Rebounds 4.1  
3FG % 1st Half: 2-19 10.5% 2nd half: 5-11 45.5% Game: 7-30 23.3%  
FT % 1st Half: 3-4 75.0% 2nd half: 7-10 70.0% Game: 10-14 71.4%

Officials: Pat Driscoll, Bo Boroski, DJ Carstensen  
Technical fouls: Iowa-None. Marquette-None.  
Attendance: 13297  
Gavitt Tipoff Games

| Score by periods | 1st | 2nd | Total |
|------------------|-----|-----|-------|
| Iowa             | 48  | 41  | 89    |
| Marquette        | 21  | 40  | 61    |

|             | In Paint | Off T/O | 2nd Chance | Fast Break | Bench |
|-------------|----------|---------|------------|------------|-------|
| Points IOWA | 42       | 22      | 9          | 24         | 22    |
| Points MU   | 28       | 11      | 7          | 11         | 16    |

Last FG - IOWA 2nd-01:02, MU 2nd-00:48.  
Largest lead - IOWA by 35 2nd-03:38, MU None.

Score tied - 0 times.  
Lead changed - 0 times.

## Game 2 - Iowa 105, Coppin State 68

Official Basketball Box Score -- Game Totals -- Final Statistics  
Coppin State vs Iowa  
11/15/15 4:00 p.m. at Carver-Hawkeye Arena - Iowa City, IA

Coppin State 68 • 0-2

| #  | Player            | Total  |        | 3-Ptr  |        | Rebounds |     |     | PF | TP | A  | TO | Blk | Stl | Min |
|----|-------------------|--------|--------|--------|--------|----------|-----|-----|----|----|----|----|-----|-----|-----|
|    |                   | FG-FGA | FG-FGA | FT-FTA | FT-FTA | Off      | Def | Tot |    |    |    |    |     |     |     |
| 12 | Harris, Terry     | f      | 5-14   | 2-4    | 4-8    | 4        | 7   | 11  | 1  | 16 | 0  | 2  | 0   | 2   | 30  |
| 54 | Batts, Jerimyah   | c      | 0-1    | 0-0    | 1-2    | 1        | 0   | 1   | 4  | 1  | 0  | 0  | 0   | 0   | 9   |
| 01 | Seymore, Trevon   | g      | 0-2    | 0-0    | 2-3    | 1        | 3   | 4   | 3  | 2  | 3  | 1  | 0   | 2   | 20  |
| 10 | Kessee, Christian | g      | 6-17   | 3-8    | 0-0    | 1        | 4   | 5   | 3  | 15 | 1  | 0  | 0   | 1   | 30  |
| 22 | Shivers, Keith    | g      | 2-9    | 0-4    | 0-0    | 1        | 0   | 1   | 0  | 4  | 0  | 1  | 0   | 0   | 14  |
| 02 | Fejokwu, Lawrence | g      | 0-1    | 0-0    | 0-0    | 1        | 0   | 1   | 0  | 1  | 0  | 0  | 0   | 0   | 5   |
| 00 | Treadwell, Josh   | g      | 6-13   | 1-4    | 1-2    | 1        | 8   | 9   | 1  | 14 | 3  | 3  | 0   | 0   | 25  |
| 05 | Sylvester, James  | g      | 2-5    | 0-1    | 2-5    | 2        | 2   | 4   | 2  | 6  | 4  | 3  | 0   | 0   | 26  |
| 21 | Brownlee, Lucian  | g      | 2-4    | 2-3    | 0-0    | 0        | 0   | 0   | 4  | 6  | 1  | 2  | 0   | 0   | 15  |
| 24 | Hicks, Izais      | g      | 0-0    | 0-0    | 0-0    | 0        | 1   | 1   | 1  | 0  | 0  | 0  | 0   | 0   | 3   |
| 32 | Murinda, Mufaro   | g      | 1-8    | 0-4    | 2-2    | 1        | 3   | 4   | 0  | 4  | 1  | 0  | 0   | 1   | 23  |
|    | Team              |        |        |        |        | 1        | 2   | 3   |    |    |    |    |     |     |     |
|    | Totals            |        | 24-74  | 8-28   | 12-22  | 14       | 30  | 44  | 20 | 68 | 13 | 12 | 0   | 6   | 200 |

FG % 1st Half: 9-39 23.1% 2nd half: 15-35 42.9% Game: 24-74 32.4% Deadball Rebounds 5  
3FG % 1st Half: 2-16 12.5% 2nd half: 6-12 50.0% Game: 8-28 28.6%  
FT % 1st Half: 2-7 28.6% 2nd half: 10-15 66.7% Game: 12-22 54.5%

Iowa 103 • 2-0

| #  | Player            | Total  |        | 3-Ptr  |        | Rebounds |     |     | PF | TP | A | TO | Blk | Stl | Min |
|----|-------------------|--------|--------|--------|--------|----------|-----|-----|----|----|---|----|-----|-----|-----|
|    |                   | FG-FGA | FG-FGA | FT-FTA | FT-FTA | Off      | Def | Tot |    |    |   |    |     |     |     |
| 20 | Uthoff, Jarrod    | f      | 6-10   | 1-3    | 0-0    | 0        | 7   | 7   | 1  | 13 | 0 | 1  | 3   | 0   | 18  |
| 25 | Uhl, Dom          | f      | 7-10   | 3-5    | 1-2    | 0        | 5   | 5   | 0  | 18 | 1 | 0  | 0   | 0   | 23  |
| 34 | Woodbury, Adam    | c      | 1-2    | 0-0    | 0-0    | 2        | 3   | 5   | 3  | 2  | 0 | 1  | 0   | 0   | 8   |
| 05 | Clemmons, Anthony | g      | 3-7    | 0-2    | 1-2    | 1        | 1   | 2   | 0  | 7  | 5 | 0  | 1   | 0   | 13  |
| 10 | Gesell, Mike      | g      | 1-3    | 1-2</  |        |          |     |     |    |    |   |    |     |     |     |

## Game 5 - #17 Notre Dame 68, Iowa 62

Official Basketball Box Score -- Game Totals -- Final Statistics  
**NOTRE DAME vs Iowa**  
 11/27/15 7 p.m. at HP Field House (Lake Buena Vista, Fla.)

NOTRE DAME 68 • 4-1

| #      | Player            | Total  |        | 3-Ptr  |        | Rebounds |     |     | PF | TP | A  | TO | Blk | Stl | Min |
|--------|-------------------|--------|--------|--------|--------|----------|-----|-----|----|----|----|----|-----|-----|-----|
|        |                   | FG-FGA | FT-FTA | FG-FGA | FT-FTA | Off      | Def | Tot |    |    |    |    |     |     |     |
| 03     | V.J. Beachem      | r      | 6-13   | 4-9    | 0-1    | 1        | 4   | 5   | 0  | 16 | 1  | 1  | 0   | 0   | 36  |
| 30     | Zach Augustine    | r      | 2-6    | 0-0    | 0-1    | 3        | 8   | 11  | 4  | 4  | 2  | 2  | 2   | 0   | 26  |
| 35     | Bonzie Colson     | r      | 4-7    | 0-0    | 3-4    | 2        | 6   | 8   | 2  | 11 | 0  | 0  | 1   | 0   | 23  |
| 11     | Demetrius Jackson | g      | 5-10   | 0-3    | 2-3    | 0        | 4   | 4   | 4  | 12 | 3  | 0  | 0   | 0   | 30  |
| 32     | Steve Vasturia    | g      | 4-11   | 1-7    | 2-2    | 2        | 2   | 4   | 3  | 13 | 3  | 3  | 0   | 0   | 38  |
| 04     | Austin Torres     | g      | 0-0    | 0-0    | 0-0    | 0        | 0   | 0   | 0  | 0  | 1  | 0  | 1   | 0   | 5   |
| 04     | Matt Ryan         | g      | 3-5    | 2-4    | 3-4    | 0        | 2   | 2   | 2  | 11 | 1  | 1  | 0   | 1   | 26  |
| 05     | Matt Farrell      | g      | 1-3    | 1-2    | 0-0    | 0        | 1   | 1   | 0  | 3  | 2  | 0  | 0   | 0   | 16  |
| Team   |                   |        |        |        |        | 0        | 1   | 1   |    |    |    |    |     |     |     |
| Totals |                   |        | 25-55  | 8-25   | 10-15  | 8        | 28  | 36  | 15 | 68 | 13 | 7  | 4   | 1   | 200 |

FG % 1st Half: 14-30 46.7% 2nd half: 11-25 44.0% Game: 25-55 45.5%  
 3FG % 1st Half: 6-15 40.0% 2nd half: 2-10 20.0% Game: 8-25 32.0%  
 FT % 1st Half: 5-7 71.4% 2nd half: 5-8 62.5% Game: 10-15 66.7%

Iowa 62 • 3-2

| #      | Player              | Total  |        | 3-Ptr  |        | Rebounds |     |     | PF | TP | A  | TO | Blk | Stl | Min |
|--------|---------------------|--------|--------|--------|--------|----------|-----|-----|----|----|----|----|-----|-----|-----|
|        |                     | FG-FGA | FT-FTA | FG-FGA | FT-FTA | Off      | Def | Tot |    |    |    |    |     |     |     |
| 20     | Uthoff, Jarrod      | r      | 8-16   | 2-5    | 2-3    | 2        | 6   | 8   | 1  | 20 | 0  | 0  | 2   | 1   | 34  |
| 34     | Woodbury, Adam      | c      | 7-9    | 0-0    | 0-0    | 4        | 6   | 10  | 4  | 14 | 0  | 1  | 1   | 1   | 24  |
| 05     | Clemmons, Anthony   | g      | 1-3    | 1-2    | 0-0    | 1        | 2   | 3   | 4  | 3  | 1  | 2  | 0   | 1   | 28  |
| 10     | Gesell, Mike        | g      | 5-15   | 0-3    | 4-6    | 2        | 1   | 3   | 1  | 14 | 9  | 1  | 0   | 1   | 37  |
| 14     | Jok, Peter          | g      | 3-15   | 2-9    | 0-0    | 1        | 3   | 4   | 2  | 8  | 3  | 1  | 0   | 0   | 33  |
| 00     | Wagner, Ahmad       | g      | 0-1    | 0-0    | 0-0    | 0        | 1   | 1   | 3  | 0  | 0  | 0  | 1   | 0   | 5   |
| 01     | Jones, Dale         | g      | 0-2    | 0-1    | 0-0    | 0        | 0   | 0   | 1  | 0  | 0  | 0  | 0   | 0   | 8   |
| 02     | Fleming, Andrew     | g      | 1-1    | 1-1    | 0-0    | 0        | 0   | 0   | 0  | 3  | 0  | 0  | 0   | 0   | 5   |
| 11     | Williams, Christian | g      | 0-1    | 0-0    | 0-0    | 0        | 0   | 0   | 0  | 0  | 0  | 0  | 0   | 0   | 1   |
| 24     | Ellingson, Brady    | g      | 0-2    | 0-2    | 0-0    | 0        | 2   | 2   | 1  | 0  | 0  | 0  | 0   | 0   | 8   |
| 25     | Uhl, Dom            | g      | 0-0    | 0-0    | 0-0    | 0        | 1   | 1   | 0  | 0  | 0  | 1  | 0   | 0   | 9   |
| 51     | Baer, Nicholas      | g      | 0-1    | 0-1    | 0-0    | 2        | 1   | 3   | 2  | 0  | 0  | 2  | 0   | 0   | 8   |
| Team   |                     |        |        |        |        | 3        | 2   | 5   |    |    |    |    |     |     |     |
| Totals |                     |        | 25-66  | 6-24   | 6-9    | 15       | 25  | 40  | 19 | 62 | 13 | 7  | 6   | 4   | 200 |

FG % 1st Half: 11-33 33.3% 2nd half: 14-33 42.4% Game: 25-66 37.9%  
 3FG % 1st Half: 4-16 25.0% 2nd half: 2-8 25.0% Game: 6-24 25.0%  
 FT % 1st Half: 1-3 33.3% 2nd half: 5-6 83.3% Game: 6-9 66.7%

Officials: Tim Nestor, Lamont Simpson, John Hughes  
 Technical fouls: NOTRE DAME-None. Iowa-None.  
 Attendance: 4508  
 AdvoCare Invitational Game Seven

| Score by periods | 1st | 2nd | Total |
|------------------|-----|-----|-------|
| NOTRE DAME       | 39  | 29  | 68    |
| Iowa             | 27  | 35  | 62    |

| Points | In | Off | 2nd | Fast | Bench |
|--------|----|-----|-----|------|-------|
| ND     | 26 | 9   | 8   | 0    | 14    |
| IOWA   | 22 | 11  | 10  | 0    | 3     |

Last FG - ND 2nd-01:27, IOWA 2nd-00:11.  
 Largest lead - ND by 17 1st-02:20, IOWA by 7 1st-17:51.  
 ND led for 29:36. IOWA led for 09:25. Game was tied for 00:31.

## Game 6 - Iowa 84, #20 Wichita State 61

Official Basketball Box Score -- Game Totals -- Final Statistics  
**WICHITA STATE vs Iowa**  
 11/29/15 10 a.m. at HP Field House (Lake Buena Vista, Fla.)

WICHITA STATE 61 • 2-4

| #      | Player             | Total  |        | 3-Ptr  |        | Rebounds |     |     | PF | TP | A  | TO | Blk | Stl | Min |
|--------|--------------------|--------|--------|--------|--------|----------|-----|-----|----|----|----|----|-----|-----|-----|
|        |                    | FG-FGA | FT-FTA | FG-FGA | FT-FTA | Off      | Def | Tot |    |    |    |    |     |     |     |
| 00     | KELLY, Rashard     | r      | 0-4    | 0-0    | 0-0    | 2        | 1   | 3   | 0  | 0  | 0  | 1  | 0   | 0   | 11  |
| 32     | McDUFFIE, Markis   | r      | 3-10   | 1-4    | 2-2    | 1        | 0   | 1   | 1  | 9  | 2  | 0  | 1   | 0   | 26  |
| 21     | WAMUKOTA, Bush     | c      | 1-1    | 0-0    | 0-0    | 1        | 1   | 2   | 5  | 2  | 0  | 0  | 0   | 0   | 9   |
| 03     | WESSEL, Evan       | g      | 1-4    | 0-3    | 0-0    | 0        | 1   | 1   | 1  | 2  | 0  | 0  | 0   | 0   | 23  |
| 31     | BAKER, Ron         | g      | 2-9    | 1-4    | 2-2    | 0        | 3   | 3   | 1  | 7  | 4  | 4  | 0   | 0   | 36  |
| 01     | BROWN, Zach        | g      | 3-5    | 1-3    | 3-6    | 2        | 0   | 2   | 3  | 10 | 3  | 1  | 1   | 2   | 22  |
| 10     | TAYLOR II, Ty      | g      | 2-8    | 2-4    | 0-0    | 0        | 3   | 3   | 2  | 6  | 0  | 1  | 0   | 0   | 12  |
| 14     | SIMON, John Robert | g      | 0-2    | 0-1    | 0-0    | 1        | 0   | 1   | 0  | 0  | 1  | 0  | 0   | 1   | 11  |
| 20     | NURGER, Rauno      | g      | 0-2    | 0-1    | 0-0    | 0        | 1   | 1   | 0  | 0  | 0  | 1  | 0   | 0   | 9   |
| 24     | MORRIS, Shaquille  | g      | 4-7    | 0-0    | 3-3    | 3        | 0   | 3   | 3  | 11 | 1  | 0  | 0   | 2   | 24  |
| 25     | HAMILTON, Eric     | g      | 5-7    | 1-2    | 3-3    | 2        | 3   | 5   | 0  | 14 | 1  | 1  | 0   | 0   | 17  |
| Team   |                    |        |        |        |        | 2        | 3   | 5   |    |    |    |    |     |     |     |
| Totals |                    |        | 21-59  | 6-22   | 13-17  | 14       | 16  | 30  | 17 | 61 | 11 | 11 | 1   | 6   | 200 |

FG % 1st Half: 8-25 32.0% 2nd half: 13-34 38.2% Game: 21-59 35.6%  
 3FG % 1st Half: 3-9 33.3% 2nd half: 3-13 23.1% Game: 6-22 27.3%  
 FT % 1st Half: 2-3 66.7% 2nd half: 11-14 78.6% Game: 13-17 76.5%

Iowa 84 • 4-2

| #      | Player              | Total  |        | 3-Ptr  |        | Rebounds |     |     | PF | TP | A  | TO | Blk | Stl | Min |
|--------|---------------------|--------|--------|--------|--------|----------|-----|-----|----|----|----|----|-----|-----|-----|
|        |                     | FG-FGA | FT-FTA | FG-FGA | FT-FTA | Off      | Def | Tot |    |    |    |    |     |     |     |
| 20     | Uthoff, Jarrod      | r      | 9-15   | 2-5    | 2-2    | 1        | 6   | 7   | 1  | 22 | 1  | 1  | 5   | 2   | 37  |
| 34     | Woodbury, Adam      | c      | 4-7    | 0-0    | 7-10   | 5        | 2   | 7   | 2  | 15 | 2  | 3  | 0   | 0   | 33  |
| 05     | Clemmons, Anthony   | g      | 2-6    | 1-1    | 0-0    | 0        | 1   | 1   | 1  | 5  | 3  | 1  | 0   | 1   | 21  |
| 10     | Gesell, Mike        | g      | 4-7    | 1-2    | 5-6    | 0        | 5   | 5   | 1  | 14 | 9  | 3  | 0   | 0   | 37  |
| 14     | Jok, Peter          | g      | 3-9    | 0-4    | 6-6    | 2        | 4   | 6   | 3  | 12 | 0  | 1  | 0   | 0   | 19  |
| 00     | Wagner, Ahmad       | g      | 0-0    | 0-0    | 0-0    | 0        | 0   | 0   | 1  | 0  | 0  | 0  | 0   | 0   | 2   |
| 01     | Jones, Dale         | g      | 1-2    | 1-2    | 0-0    | 0        | 0   | 0   | 1  | 3  | 0  | 0  | 0   | 0   | 7   |
| 11     | Williams, Christian | g      | 0-0    | 0-0    | 0-0    | 0        | 0   | 0   | 0  | 0  | 0  | 0  | 0   | 0   | 0+  |
| 24     | Ellingson, Brady    | g      | 2-2    | 1-1    | 0-0    | 0        | 2   | 2   | 3  | 5  | 0  | 0  | 0   | 0   | 11  |
| 25     | Uhl, Dom            | g      | 0-0    | 0-0    | 0-0    | 0        | 0   | 0   | 3  | 0  | 1  | 1  | 0   | 0   | 9   |
| 51     | Baer, Nicholas      | g      | 3-4    | 2-3    | 0-0    | 1        | 1   | 2   | 2  | 8  | 0  | 1  | 0   | 1   | 24  |
| Team   |                     |        |        |        |        | 2        | 6   | 8   |    |    |    |    |     |     |     |
| Totals |                     |        | 28-52  | 8-18   | 20-24  | 11       | 27  | 38  | 18 | 84 | 16 | 12 | 5   | 4   | 200 |

FG % 1st Half: 14-27 51.9% 2nd half: 14-25 56.0% Game: 28-52 53.8%  
 3FG % 1st Half: 5-12 41.7% 2nd half: 3-6 50.0% Game: 8-18 44.4%  
 FT % 1st Half: 7-9 77.8% 2nd half: 13-15 86.7% Game: 20-24 83.3%

Officials: Rick Crawford, Jose Carrion, Jeff Pon  
 Technical fouls: WICHITA STATE-TEAM. Iowa-None.  
 Attendance:  
 AdvoCare Invitational Game 9

| Score by periods | 1st | 2nd | Total |
|------------------|-----|-----|-------|
| WICHITA STATE    | 21  | 40  | 61    |
| Iowa             | 40  | 44  | 84    |

| Points | In | Off | 2nd | Fast | Bench |
|--------|----|-----|-----|------|-------|
| WSU    | 28 | 22  | 17  | 2    | 41    |
| IOWA   | 26 | 17  | 17  | 2    | 16    |

Last FG - WSU 2nd-00:15, IOWA 2nd-01:24.  
 Largest lead - WSU None, IOWA by 31 2nd-13:07.  
 WSU led for 00:00. IOWA led for 39:40. Game was tied for 00:20.

## Game 7 - Iowa 78, Florida State 75 (OT)

Official Basketball Box Score -- Game Totals -- Final Statistics  
**Florida State vs Iowa**  
 12/02/15 8:20 p.m. at Carver-Hawkeye Arena - Iowa City, IA

Florida State 75 • 4-2

| #      | Player               | Total  |        | 3-Ptr  |        | Rebounds |     |     | PF | TP | A  | TO | Blk | Stl | Min |
|--------|----------------------|--------|--------|--------|--------|----------|-----|-----|----|----|----|----|-----|-----|-----|
|        |                      | FG-FGA | FT-FTA | FG-FGA | FT-FTA | Off      | Def | Tot |    |    |    |    |     |     |     |
| 15     | Bojanovsky, Boris    | c      | 3-5    | 0-0    | 5-6    | 6        | 5   | 11  | 2  | 11 | 3  | 0  | 1   | 0   | 31  |
| 04     | Bacon, Dwayne        | g      | 5-16   | 0-4    | 1-1    | 3        | 1   | 4   | 2  | 11 | 2  | 2  | 0   | 1   | 31  |
| 25     | Beasley, Malik       | g      | 8-17   | 2-6    | 2-2    | 2        | 6   | 8   | 4  | 20 | 5  | 0  | 1   | 0   | 29  |
| 02     | Rathan-Mayes, Xavier | g      | 6-15   | 2-8    | 1-2    | 0        | 4   | 4   | 2  | 15 | 5  | 5  | 0   | 1   | 33  |
| 32     | Brandon, Montay      | g      | 1-3    | 0-0    | 2-2    | 2        | 6   | 8   | 4  | 4  | 0  | 2  | 0   | 0   | 32  |
| 00     | Cofer, Phil          | g      | 1-2    | 0-0    | 0-0    | 0        | 2   | 2   | 0  | 2  | 0  | 1  | 0   | 1   | 11  |
| 01     | Bookert, Devon       | g      | 2-7    | 1-5    | 0-0    | 0        | 1   | 1   | 3  | 5  | 6  | 1  | 0   | 2   | 27  |
| 03     | Bell, Benji          | g      | 0-1    | 0-0    | 0-0    | 0        | 0   | 0   | 0  | 0  | 0  | 1  | 0   | 0   | 5   |
| 14     | Mann, Terance        | g      | 1-4    | 0-0    | 1-2    | 3        | 2   | 5   | 2  | 3  | 0  | 0  | 1   | 0   | 15  |
| 21     | Koumadje, Chris      | g      | 0-0    | 0-0    | 0-0    | 0        | 0   | 0   | 1  | 0  | 0  | 0  | 0   | 0   | 1   |
| 23     | Smith, Jarquez       | g      | 2-6    | 0-0    | 0-0    | 1        | 3   | 4   | 2  | 4  | 0  | 1  | 0   | 0   | 10  |
| Team   |                      |        |        |        |        | 2        | 0   | 2   |    |    |    |    |     |     |     |
| Totals |                      |        | 29-76  | 5-23   | 12-15  | 19       | 30  | 49  | 22 | 75 | 16 | 14 | 2   | 5   | 225 |

FG % 1st Half: 14-39 35.9% 2nd half: 10-27 37.0% OT: 5-10 50.0% Game: 29-76 38.2%  
 3FG % 1st Half: 1-10 10.0% 2nd half: 3-9 33.3% OT: 1-4 25.0% Game: 5-23 21.7%  
 FT % 1st Half: 3-3 100.0% 2nd half: 8-10 80.0% OT: 1-2 50.0% Game: 12-15 80.0%

Iowa 78 • 5-2

| # | Player | Total  |        | 3-Ptr    |  | Rebounds |  |  | PF | TP | A | TO | Blk | Stl | Min |
|---|--------|--------|--------|----------|--|----------|--|--|----|----|---|----|-----|-----|-----|
|   |        | FG-FGA | FT-FTA | FG-FGA</ |  |          |  |  |    |    |   |    |     |     |     |



## Game 9 - Iowa 90, Western Illinois 56

Official Basketball Box Score -- Game Totals -- Final Statistics  
Western Illinois vs Iowa  
12/07/15 6 p.m. at Carver-Hawkeye Arena - Iowa City, IA

Western Illinois 56 • 6-2

| #  | Player            | Total  |        |        | 3-Ptr  |        |        | Rebounds |     |     | PF | TP | A | TO | Bk  | Stl | Min |
|----|-------------------|--------|--------|--------|--------|--------|--------|----------|-----|-----|----|----|---|----|-----|-----|-----|
|    |                   | FG-FGA | FG-FGA | FT-FTA | FG-FGA | FG-FGA | FT-FTA | Off      | Def | Tot |    |    |   |    |     |     |     |
| 32 | Tate Stensgaard   | f      | 5-7    | 0-0    | 1-3    | 4      | 1      | 5        | 4   | 11  | 0  | 2  | 0 | 0  | 0   | 22  |     |
| 52 | Brandon Gilbeck   | c      | 0-4    | 0-0    | 0-0    | 0      | 5      | 5        | 0   | 1   | 2  | 1  | 0 | 0  | 21  |     |     |
| 01 | Jabari Sandifer   | g      | 2-5    | 0-1    | 2-2    | 0      | 2      | 2        | 6   | 8   | 1  | 0  | 3 | 26 |     |     |     |
| 14 | J.C. Fuller       | g      | 2-11   | 1-7    | 0-0    | 1      | 1      | 2        | 1   | 5   | 1  | 5  | 0 | 23 |     |     |     |
| 31 | Garret Covington  | g      | 4-14   | 3-8    | 1-2    | 0      | 3      | 3        | 0   | 12  | 0  | 2  | 0 | 34 |     |     |     |
| 10 | Jamie Batish      | g      | 1-4    | 1-4    | 0-0    | 0      | 3      | 3        | 0   | 3   | 0  | 0  | 0 | 15 |     |     |     |
| 11 | De'Angelo Bruster | g      | 0-1    | 0-0    | 0-0    | 1      | 0      | 1        | 0   | 0   | 1  | 2  | 0 | 7  |     |     |     |
| 15 | Dalan Ancrum      | g      | 3-4    | 0-0    | 0-0    | 2      | 0      | 2        | 0   | 6   | 0  | 0  | 0 | 10 |     |     |     |
| 22 | Jalen Morgan      | g      | 2-5    | 0-0    | 0-0    | 1      | 1      | 2        | 3   | 4   | 0  | 0  | 0 | 14 |     |     |     |
| 24 | James Claar       | g      | 1-2    | 0-0    | 0-0    | 1      | 1      | 2        | 0   | 2   | 0  | 1  | 0 | 5  |     |     |     |
| 30 | Mike Mikusak      | g      | 2-6    | 1-2    | 0-0    | 1      | 4      | 5        | 1   | 5   | 2  | 0  | 0 | 16 |     |     |     |
| 33 | Jalen Chapman     | g      | 1-3    | 0-0    | 0-0    | 0      | 2      | 2        | 4   | 2   | 0  | 1  | 1 | 5  |     |     |     |
| 44 | Jordan Hughes     | g      | 0-0    | 0-0    | 0-0    | 0      | 1      | 1        | 0   | 0   | 0  | 0  | 0 | 2  |     |     |     |
|    | Team              |        |        |        |        | 0      | 0      | 0        |     |     |    |    |   |    |     |     |     |
|    | Totals            |        | 23-66  | 6-22   | 4-7    | 11     | 24     | 35       | 20  | 56  | 13 | 16 | 2 | 5  | 200 |     |     |

FG % 1st Half: 13-33 39.4% 2nd half: 10-33 30.3% Game: 23-66 34.8%  
3FG % 1st Half: 3-9 33.3% 2nd half: 3-13 23.1% Game: 6-22 27.3%  
FT % 1st Half: 3-4 75.0% 2nd half: 1-3 33.3% Game: 4-7 57.1%

Iowa 90 • 7-2

| #  | Player              | Total  |        |        | 3-Ptr  |        |        | Rebounds |     |     | PF | TP | A | TO | Bk  | Stl | Min |
|----|---------------------|--------|--------|--------|--------|--------|--------|----------|-----|-----|----|----|---|----|-----|-----|-----|
|    |                     | FG-FGA | FG-FGA | FT-FTA | FG-FGA | FG-FGA | FT-FTA | Off      | Def | Tot |    |    |   |    |     |     |     |
| 20 | Uthoff, Jarrod      | f      | 10-16  | 4-5    | 3-3    | 3      | 6      | 9        | 0   | 27  | 1  | 0  | 1 | 0  | 23  |     |     |
| 34 | Woodbury, Adam      | c      | 4-6    | 0-0    | 2-2    | 3      | 1      | 4        | 1   | 10  | 1  | 1  | 0 | 1  | 18  |     |     |
| 05 | Clemmons, Anthony   | g      | 3-7    | 1-2    | 2-2    | 0      | 2      | 2        | 2   | 9   | 6  | 1  | 1 | 3  | 29  |     |     |
| 10 | Gesell, Mike        | g      | 1-3    | 0-0    | 0-1    | 1      | 3      | 4        | 1   | 2   | 7  | 4  | 1 | 1  | 22  |     |     |
| 14 | Jok, Peter          | g      | 4-7    | 1-3    | 0-0    | 0      | 3      | 3        | 3   | 9   | 1  | 2  | 0 | 2  | 15  |     |     |
| 00 | Wagner, Ahmad       | g      | 1-1    | 0-0    | 0-0    | 0      | 2      | 2        | 1   | 2   | 0  | 1  | 0 | 1  | 10  |     |     |
| 02 | Fleming, Andrew     | g      | 2-5    | 1-2    | 0-0    | 0      | 0      | 0        | 0   | 5   | 2  | 0  | 0 | 0  | 14  |     |     |
| 03 | Soukup, Michael     | g      | 0-1    | 0-1    | 0-0    | 0      | 0      | 0        | 0   | 0   | 0  | 0  | 0 | 0  | 4   |     |     |
| 11 | Williams, Christian | g      | 0-1    | 0-0    | 0-0    | 1      | 0      | 1        | 0   | 0   | 0  | 0  | 0 | 0  | 7   |     |     |
| 13 | Soukup, Steven      | g      | 0-1    | 0-1    | 0-0    | 0      | 1      | 1        | 0   | 0   | 0  | 0  | 0 | 0  | 4   |     |     |
| 23 | Ukah, Okey          | g      | 1-3    | 0-0    | 0-2    | 1      | 0      | 1        | 1   | 2   | 0  | 0  | 0 | 1  | 5   |     |     |
| 24 | Ellingson, Brady    | g      | 2-4    | 1-3    | 2-3    | 0      | 3      | 3        | 1   | 7   | 1  | 1  | 0 | 0  | 17  |     |     |
| 25 | Uhl, Dom            | g      | 4-8    | 2-4    | 5-6    | 1      | 3      | 4        | 1   | 15  | 0  | 0  | 3 | 1  | 19  |     |     |
| 51 | Baer, Nicholas      | g      | 1-3    | 0-2    | 0-0    | 0      | 5      | 5        | 0   | 2   | 1  | 1  | 0 | 0  | 13  |     |     |
|    | Team                |        |        |        |        | 2      | 4      | 6        |     |     |    |    |   |    |     |     |     |
|    | Totals              |        | 33-66  | 10-23  | 14-19  | 12     | 33     | 45       | 11  | 90  | 20 | 11 | 6 | 10 | 200 |     |     |

FG % 1st Half: 21-36 58.3% 2nd half: 12-30 40.0% Game: 33-66 50.0%  
3FG % 1st Half: 6-13 46.2% 2nd half: 4-10 40.0% Game: 10-23 43.5%  
FT % 1st Half: 5-8 62.5% 2nd half: 9-11 81.8% Game: 14-19 73.7%

Officials: Ray Perone, Brian Dorsey, Rob Riley  
Technical fouls: Western Illinois-None. Iowa-None.  
Attendance: 11395  
Fouled Out - Western Illinois: Gilbeck (04:34)

| Score by periods | 1st | 2nd | Total |
|------------------|-----|-----|-------|
| Western Illinois | 32  | 24  | 56    |
| Iowa             | 53  | 37  | 90    |

Last FG - WIU 2nd-00:52, IOWA 2nd-02:20.  
Largest lead - WIU None, IOWA by 39 2nd-04:08.  
WIU led for 00:00. IOWA led for 39:53. Game was tied for 00:07.

|        | In | Off | 2nd | Fast | Bench |
|--------|----|-----|-----|------|-------|
| Points | 28 | 7   | 15  | 2    | 22    |
| WIU    | 28 | 7   | 15  | 2    | 22    |
| IOWA   | 40 | 24  | 11  | 10   | 33    |

Score tied - 0 times.  
Lead changed - 0 times.

## Game 11 - Iowa 70, Drake 64

Official Basketball Box Score -- Game Totals -- Final Statistics  
Drake vs Iowa  
12-19-15 3:31 p.m. at Wells Fargo Arena - Des Moines, Iowa

Drake 64 • 4-7

| #  | Player              | Total  |        |        | 3-Ptr  |        |        | Rebounds |     |     | PF | TP | A | TO | Bk  | Stl | Min |
|----|---------------------|--------|--------|--------|--------|--------|--------|----------|-----|-----|----|----|---|----|-----|-----|-----|
|    |                     | FG-FGA | FG-FGA | FT-FTA | FG-FGA | FG-FGA | FT-FTA | Off      | Def | Tot |    |    |   |    |     |     |     |
| 03 | Woodward, Graham    | *      | 1-9    | 1-5    | 0-0    | 1      | 3      | 4        | 1   | 3   | 1  | 2  | 0 | 0  | 28  |     |     |
| 11 | Enevold, Jacob      | *      | 1-2    | 0-0    | 0-0    | 3      | 1      | 4        | 0   | 2   | 0  | 0  | 1 | 0  | 15  |     |     |
| 12 | Timmer, Reed        | *      | 11-21  | 3-8    | 0-1    | 2      | 4      | 6        | 1   | 25  | 5  | 0  | 0 | 0  | 36  |     |     |
| 23 | Arongunde, Ore      | *      | 3-5    | 2-3    | 1-1    | 0      | 3      | 3        | 2   | 9   | 0  | 0  | 0 | 0  | 30  |     |     |
| 31 | Abrahamson, Kale    | *      | 4-11   | 3-6    | 3-4    | 2      | 5      | 7        | 3   | 14  | 2  | 0  | 0 | 0  | 29  |     |     |
| 00 | Rivers, C.J.        | g      | 0-1    | 0-0    | 0-0    | 0      | 1      | 1        | 1   | 0   | 2  | 0  | 0 | 0  | 9   |     |     |
| 01 | Madison, Karl       | g      | 0-1    | 0-0    | 0-0    | 0      | 0      | 0        | 1   | 0   | 0  | 3  | 0 | 0  | 4   |     |     |
| 02 | Wampler, Billy      | g      | 2-5    | 1-2    | 0-0    | 0      | 1      | 1        | 1   | 5   | 2  | 2  | 1 | 0  | 13  |     |     |
| 22 | Schlatter, Casey    | g      | 1-2    | 1-1    | 0-0    | 1      | 2      | 3        | 1   | 3   | 0  | 0  | 0 | 0  | 13  |     |     |
| 35 | McGlynn, Nick       | g      | 0-2    | 0-0    | 1-2    | 0      | 2      | 2        | 1   | 1   | 1  | 0  | 0 | 0  | 12  |     |     |
| 44 | Olejniczak, Dominik | g      | 1-1    | 0-0    | 0-0    | 0      | 1      | 1        | 0   | 2   | 1  | 0  | 1 | 0  | 11  |     |     |
|    | Team                |        |        |        |        | 6      | 1      | 7        |     |     |    |    |   |    |     |     |     |
|    | Totals              |        | 24-60  | 11-26  | 5-8    | 15     | 24     | 39       | 12  | 64  | 14 | 11 | 3 | 0  | 200 |     |     |

FG % 1st Half: 11-30 36.7% 2nd half: 13-30 43.3% Game: 24-60 40.0%  
3FG % 1st Half: 6-14 42.9% 2nd half: 5-12 41.7% Game: 11-26 42.3%  
FT % 1st Half: 2-3 66.7% 2nd half: 3-5 60.0% Game: 5-8 62.5%

Iowa 70 • 8-3

| #  | Player              | Total  |        |        | 3-Ptr  |        |        | Rebounds |     |     | PF | TP | A  | TO | Bk  | Stl | Min |
|----|---------------------|--------|--------|--------|--------|--------|--------|----------|-----|-----|----|----|----|----|-----|-----|-----|
|    |                     | FG-FGA | FG-FGA | FT-FTA | FG-FGA | FG-FGA | FT-FTA | Off      | Def | Tot |    |    |    |    |     |     |     |
| 05 | Clemmons, Anthony   | *      | 4-9    | 1-5    | 1-2    | 0      | 2      | 2        | 0   | 10  | 1  | 0  | 1  | 0  | 27  |     |     |
| 10 | Gesell, Mike        | *      | 7-8    | 2-2    | 1-2    | 0      | 3      | 3        | 0   | 17  | 4  | 0  | 1  | 0  | 34  |     |     |
| 14 | Jok, Peter          | *      | 2-10   | 0-4    | 0-0    | 0      | 2      | 2        | 2   | 4   | 2  | 0  | 0  | 0  | 23  |     |     |
| 20 | Uthoff, Jarrod      | *      | 4-8    | 0-2    | 2-2    | 0      | 3      | 3        | 3   | 10  | 0  | 1  | 5  | 0  | 21  |     |     |
| 34 | Woodbury, Adam      | *      | 2-5    | 0-0    | 0-0    | 1      | 0      | 1        | 1   | 4   | 1  | 1  | 0  | 1  | 12  |     |     |
| 00 | Wagner, Ahmad       | g      | 0-0    | 0-0    | 0-0    | 1      | 1      | 2        | 0   | 0   | 0  | 0  | 1  | 0  | 9   |     |     |
| 02 | Fleming, Andrew     | g      | 0-0    | 0-0    | 0-0    | 0      | 0      | 0        | 0   | 0   | 0  | 0  | 0  | 0  | 7   |     |     |
| 03 | Soukup, Michael     | g      | 0-2    | 0-1    | 0-0    | 0      | 0      | 0        | 0   | 0   | 0  | 0  | 0  | 0  | 3   |     |     |
| 11 | Williams, Christian | g      | 0-0    | 0-0    | 2-2    | 0      | 0      | 0        | 2   | 2   | 0  | 0  | 0  | 0  | 1   |     |     |
| 13 | Soukup, Steven      | g      | 0-1    | 0-1    | 0-0    | 0      | 0      | 0        | 0   | 0   | 0  | 0  | 0  | 0  | 2   |     |     |
| 23 | Ukah, Okey          | g      | 0-0    | 0-0    | 0-0    | 0      | 0      | 0        | 0   | 1   | 0  | 0  | 0  | 0  | 3   |     |     |
| 24 | Ellingson, Brady    | g      | 2-2    | 1-1    | 0-0    | 0      | 1      | 1        | 2   | 5   | 0  | 0  | 0  | 1  | 16  |     |     |
| 25 | Uhl, Dom            | g      | 2-8    | 1-2    | 2-2    | 2      | 6      | 8        | 1   | 7   | 2  | 0  | 0  | 1  | 28  |     |     |
| 51 | Baer, Nicholas      | g      | 5-10   | 3-5    | 0-0    | 3      | 4      | 7        | 3   | 13  | 2  | 0  | 6  | 1  | 30  |     |     |
|    | Team                |        |        |        |        | 2      | 0      | 2        |     |     |    |    |    |    |     |     |     |
|    | Totals              |        | 28-60  | 8-21   | 6-8    | 9      | 22     | 31       | 12  | 70  | 12 | 3  | 14 | 4  | 200 |     |     |

FG % 1st Half: 11-28 39.3% 2nd half: 17-32 53.1% Game: 28-60 46.7%  
3FG % 1st Half: 3-11 27.3% 2nd half: 5-10 50.0% Game: 8-21 38.1%  
FT % 1st Half: 5-6 83.3% 2nd half: 1-2 50.0% Game: 6-8 75.0%

Officials: Kelly Pfeiffer, Bobby Daw, Toby Martinez  
Technical fouls: Drake-None. Iowa-None.  
Attendance: 15424  
Hy-Vee Big Four Classic  
Fouled Out: none

| Score by periods | 1st | 2nd | Total |
|------------------|-----|-----|-------|
| Drake            | 30  | 34  | 64    |
| Iowa             | 30  | 40  | 70    |

Last FG - DU 2nd-01:37, IOWA 2nd-00:30.  
Largest lead - DU by 6 1st-18:18, IOWA by 11 2nd-08:51.

Score tied - 6 times.  
Lead changed - 7 times.

|        | In | Off | 2nd | Fast | Bench |
|--------|----|-----|-----|------|-------|
| Points | 22 | 0   | 9   | 3    | 11    |
| DU     | 22 | 0   | 9   | 3    | 11    |
| IOWA   | 38 | 18  | 12  | 8    | 25    |

## Game 10 - #2 Iowa State 83, Iowa 82

Official Basketball Box Score -- Game Totals -- Final Statistics  
Iowa vs Iowa State  
12-10-15 6:31 p.m. at Hilton Coliseum - Ames, Iowa

Iowa 82 • 7-3

| #  | Player            | Total  |        |        | 3-Ptr  |        |        | Rebounds |     |     | PF | TP | A | TO | Bk | Stl | Min |
|----|-------------------|--------|--------|--------|--------|--------|--------|----------|-----|-----|----|----|---|----|----|-----|-----|
|    |                   | FG-FGA | FG-FGA | FT-FTA | FG-FGA | FG-FGA | FT-FTA | Off      | Def | Tot |    |    |   |    |    |     |     |
| 05 | Clemmons, Anthony | *      | 3-6    | 1-4    | 0-0    | 0      | 4      | 4        | 0   | 7   | 4  | 2  | 1 | 1  | 36 |     |     |
| 10 | Gesell, Mike      | *      | 3-10   | 1-2    | 2-2    | 0      | 2      | 2        | 2   | 9   | 8  | 5  | 0 | 0  | 35 |     |     |
| 14 | Jok, Peter        | *      | 7-12   | 4-7    | 0-0    | 0      | 4      | 4        | 2   | 18  | 2  | 2  | 0 | 0  | 29 |     |     |
| 20 | Uthoff, Jarrod    | *      | 12-20  | 5-8    | 3-4    | 3      | 6      | 9        | 3   | 32  | 1  | 4  | 1 | 37 |    |     |     |
| 34 | Woodbury, Adam    | *      | 5-9    | 0-0    | 2-2    | 1      | 4      | 5        | 3   | 12  | 1  | 3  | 1 | 0  | 35 |     |     |
| 24 | Ellingson, Brady  | g      | 0-1    | 0-1    | 0-0    | 0      | 0      | 0        | 0   | 0   | 2  | 0  | 0 | 0  |    |     |     |



## Game 13 - Iowa 83, #1 Michigan State 70

Official Basketball Box Score -- Game Totals -- Final Statistics  
Michigan State vs Iowa  
12/29/15 8:05 p.m. at Carver-Hawkeye Arena - Iowa City, IA

Michigan State 70 • 13-1, 0-1

| #  | Player              | Total |       |      | 3-Ptr |     |     | Rebounds |    |    | PF | TP | A | TO | Blk | Stl | Min |
|----|---------------------|-------|-------|------|-------|-----|-----|----------|----|----|----|----|---|----|-----|-----|-----|
|    |                     | FG    | FGA   | FT   | FTA   | Off | Def | Tot      |    |    |    |    |   |    |     |     |     |
| 10 | Costello, Matt      | f     | 6-8   | 0-0  | 5-6   | 3   | 4   | 7        | 2  | 17 | 2  | 2  | 1 | 0  | 0   | 23  |     |
| 15 | Clark Jr., Marvin   | f     | 3-7   | 1-3  | 0-1   | 3   | 3   | 6        | 0  | 7  | 1  | 1  | 0 | 3  | 14  |     |     |
| 05 | Forbes, Bryn        | g     | 1-5   | 0-3  | 1-2   | 0   | 3   | 3        | 4  | 3  | 1  | 2  | 0 | 1  | 28  |     |     |
| 11 | Nairn Jr., Lourawls | g     | 2-6   | 0-0  | 0-1   | 0   | 1   | 1        | 4  | 4  | 3  | 3  | 0 | 0  | 24  |     |     |
| 14 | Harris, Eron        | g     | 7-15  | 1-2  | 6-7   | 4   | 1   | 5        | 5  | 21 | 0  | 1  | 0 | 1  | 22  |     |     |
| 00 | Ahrens, Kyle        |       | 0-1   | 0-1  | 0-0   | 0   | 0   | 0        | 2  | 0  | 1  | 0  | 0 | 0  | 2   |     |     |
| 02 | Bess, Javon         |       | 1-6   | 0-0  | 0-0   | 3   | 0   | 3        | 0  | 2  | 0  | 1  | 0 | 0  | 11  |     |     |
| 03 | Ellis III, Alvin    |       | 1-6   | 1-4  | 0-0   | 0   | 1   | 1        | 4  | 3  | 1  | 2  | 0 | 0  | 17  |     |     |
| 20 | McQuaid, Matt       |       | 0-1   | 0-0  | 0-1   | 1   | 0   | 1        | 0  | 1  | 2  | 0  | 2 | 16 |     |     |     |
| 23 | Davis, Deyonta      |       | 3-4   | 0-0  | 0-0   | 1   | 1   | 2        | 0  | 6  | 0  | 0  | 3 | 0  | 11  |     |     |
| 25 | Goins, Kenny        |       | 3-3   | 0-0  | 0-0   | 1   | 4   | 5        | 1  | 6  | 0  | 0  | 1 | 0  | 13  |     |     |
| 30 | Van Dyk, Matt       |       | 0-1   | 0-0  | 0-0   | 0   | 0   | 0        | 2  | 0  | 0  | 0  | 0 | 0  | 2   |     |     |
| 34 | Schilling, Gavin    |       | 0-1   | 0-0  | 1-2   | 1   | 2   | 3        | 1  | 1  | 0  | 1  | 0 | 0  | 11  |     |     |
| 41 | Wollenman, Colby    |       | 0-0   | 0-0  | 0-1   | 0   | 1   | 1        | 1  | 0  | 1  | 0  | 0 | 0  | 6   |     |     |
|    | Team                |       |       |      |       | 2   | 1   | 3        |    |    |    |    |   |    |     |     |     |
|    | Totals              |       | 27-64 | 3-13 | 13-20 | 19  | 22  | 41       | 27 | 70 | 11 | 16 | 5 | 7  | 200 |     |     |

FG % 1st Half: 10-26 38.5% 2nd half: 17-38 44.7% Game: 27-64 42.2%  
3FG % 1st Half: 0-5 0.0% 2nd half: 3-8 37.5% Game: 3-13 23.1%  
FT % 1st Half: 3-5 60.0% 2nd half: 10-15 66.7% Game: 13-20 65.0%

Iowa 83 • 10-3, 1-0

| #  | Player            | Total |       |      | 3-Ptr |     |     | Rebounds |    |    | PF | TP | A  | TO | Blk | Stl | Min |
|----|-------------------|-------|-------|------|-------|-----|-----|----------|----|----|----|----|----|----|-----|-----|-----|
|    |                   | FG    | FGA   | FT   | FTA   | Off | Def | Tot      |    |    |    |    |    |    |     |     |     |
| 14 | Jok, Peter        | f     | 5-12  | 3-5  | 6-8   | 2   | 1   | 3        | 4  | 19 | 4  | 1  | 0  | 3  | 29  |     |     |
| 20 | Uthoff, Jarrod    | f     | 4-11  | 1-3  | 1-1   | 1   | 4   | 5        | 4  | 10 | 1  | 8  | 6  | 0  | 26  |     |     |
| 34 | Woodbury, Adam    | c     | 4-6   | 0-0  | 0-0   | 2   | 3   | 5        | 4  | 8  | 0  | 0  | 0  | 0  | 22  |     |     |
| 05 | Clemmons, Anthony | g     | 1-3   | 0-1  | 0-3   | 0   | 1   | 1        | 3  | 2  | 5  | 1  | 0  | 1  | 28  |     |     |
| 10 | Gesell, Mike      | g     | 7-10  | 0-0  | 11-13 | 0   | 3   | 3        | 3  | 25 | 3  | 1  | 0  | 2  | 33  |     |     |
| 00 | Wagner, Ahmad     |       | 0-2   | 0-0  | 1-2   | 0   | 1   | 1        | 0  | 1  | 0  | 0  | 2  | 0  | 12  |     |     |
| 24 | Ellingson, Brady  |       | 0-0   | 0-0  | 0-0   | 0   | 1   | 1        | 0  | 0  | 0  | 1  | 0  | 0  | 8   |     |     |
| 25 | Uhl, Dom          |       | 2-5   | 1-1  | 2-2   | 1   | 2   | 3        | 0  | 7  | 1  | 0  | 1  | 1  | 21  |     |     |
| 51 | Baer, Nicholas    |       | 4-7   | 1-3  | 2-2   | 2   | 3   | 5        | 2  | 11 | 1  | 0  | 2  | 1  | 21  |     |     |
|    | Team              |       |       |      |       | 4   | 4   | 8        |    |    |    |    |    |    |     |     |     |
|    | Totals            |       | 27-56 | 6-13 | 23-31 | 12  | 23  | 35       | 20 | 83 | 15 | 12 | 11 | 8  | 200 |     |     |

FG % 1st Half: 13-34 38.2% 2nd half: 14-22 63.6% Game: 27-56 48.2%  
3FG % 1st Half: 4-9 44.4% 2nd half: 2-4 50.0% Game: 6-13 46.2%  
FT % 1st Half: 7-12 58.3% 2nd half: 16-19 84.2% Game: 23-31 74.2%

Officials: Gene Steratore, D.J. Carstensen, Larry Scrotto  
Technical fouls: Michigan State-None. Iowa-None.  
Attendance: 15400  
Fouled Out - Michigan State: Harris (00:37)

| Score by periods | 1st | 2nd | Total |
|------------------|-----|-----|-------|
| Michigan State   | 23  | 47  | 70    |
| Iowa             | 37  | 46  | 83    |

Last FG - MSU 2nd-00:56, IOWA 2nd-03:18.  
Largest lead - MSU None, IOWA by 19 2nd-10:59.  
MSU led for 00:00. IOWA led for 39:16. Game was tied for 00:44.

|        | In | Off | 2nd | Fast | Bench |
|--------|----|-----|-----|------|-------|
| Points | 44 | 16  | 18  | 4    | 18    |
| Paint  | 30 | 21  | 15  | 3    | 19    |

Score tied - 0 times.  
Lead changed - 0 times.

## Game 15 - Iowa 77, Nebraska 66

Official Basketball Box Score -- Game Totals -- Final Statistics  
Nebraska vs Iowa  
01/05/16 8:05 p.m. at Carver-Hawkeye Arena - Iowa City, IA

Nebraska 66 • 8-8, 0-3

| #  | Player            | Total |       |      | 3-Ptr |     |     | Rebounds |    |    | PF | TP | A | TO | Blk | Stl | Min |
|----|-------------------|-------|-------|------|-------|-----|-----|----------|----|----|----|----|---|----|-----|-----|-----|
|    |                   | FG    | FGA   | FT   | FTA   | Off | Def | Tot      |    |    |    |    |   |    |     |     |     |
| 12 | Jacobson, Michael | f     | 1-3   | 0-0  | 0-0   | 1   | 2   | 3        | 3  | 2  | 0  | 0  | 1 | 0  | 16  |     |     |
| 31 | Shields, Shavon   | f     | 6-9   | 1-2  | 0-4   | 2   | 4   | 6        | 4  | 13 | 4  | 2  | 0 | 0  | 29  |     |     |
| 03 | White III, Andrew | g     | 3-10  | 2-7  | 1-2   | 3   | 5   | 8        | 4  | 9  | 1  | 2  | 0 | 1  | 32  |     |     |
| 05 | Watson Jr., Glynn | g     | 3-10  | 0-2  | 0-0   | 0   | 1   | 1        | 4  | 6  | 2  | 2  | 0 | 1  | 25  |     |     |
| 32 | Parker, Benny     | g     | 2-4   | 2-2  | 0-0   | 1   | 2   | 3        | 5  | 6  | 0  | 0  | 0 | 0  | 24  |     |     |
| 00 | Webster, Tai      |       | 7-11  | 1-1  | 7-8   | 1   | 4   | 5        | 2  | 22 | 0  | 2  | 0 | 1  | 33  |     |     |
| 10 | McVeigh, Jack     |       | 2-9   | 1-6  | 0-0   | 1   | 1   | 2        | 1  | 5  | 1  | 0  | 0 | 1  | 18  |     |     |
| 23 | Fuller, Nick      |       | 0-0   | 0-0  | 0-0   | 0   | 0   | 0        | 1  | 0  | 0  | 0  | 0 | 0  | 0+  |     |     |
| 24 | Hammond, Jake     |       | 0-0   | 0-0  | 0-0   | 0   | 1   | 1        | 0  | 0  | 0  | 0  | 0 | 0  | 3   |     |     |
| 30 | Morrow Jr., Ed    |       | 1-2   | 0-0  | 1-2   | 1   | 2   | 3        | 2  | 3  | 0  | 0  | 1 | 0  | 20  |     |     |
|    | Team              |       |       |      |       | 1   | 1   | 2        |    |    |    |    |   |    |     |     |     |
|    | Totals            |       | 25-58 | 7-20 | 9-16  | 11  | 23  | 34       | 26 | 66 | 8  | 9  | 2 | 4  | 200 |     |     |

FG % 1st Half: 9-31 29.0% 2nd half: 16-27 59.3% Game: 25-58 43.1%  
3FG % 1st Half: 3-10 30.0% 2nd half: 4-10 40.0% Game: 7-20 35.0%  
FT % 1st Half: 1-2 50.0% 2nd half: 8-14 57.1% Game: 9-16 56.3%

Iowa 77 • 12-3, 3-0

| #  | Player            | Total |       |      | 3-Ptr |     |     | Rebounds |    |    | PF | TP | A | TO | Blk | Stl | Min |
|----|-------------------|-------|-------|------|-------|-----|-----|----------|----|----|----|----|---|----|-----|-----|-----|
|    |                   | FG    | FGA   | FT   | FTA   | Off | Def | Tot      |    |    |    |    |   |    |     |     |     |
| 20 | Uthoff, Jarrod    | f     | 9-16  | 2-4  | 5-6   | 1   | 7   | 8        | 2  | 25 | 2  | 0  | 4 | 1  | 36  |     |     |
| 34 | Woodbury, Adam    | c     | 2-7   | 0-0  | 4-5   | 2   | 4   | 6        | 3  | 8  | 0  | 1  | 1 | 0  | 31  |     |     |
| 05 | Clemmons, Anthony | g     | 0-3   | 0-2  | 0-0   | 0   | 1   | 1        | 1  | 0  | 0  | 0  | 0 | 0  | 17  |     |     |
| 10 | Gesell, Mike      | g     | 5-7   | 1-1  | 11-13 | 1   | 3   | 4        | 2  | 22 | 10 | 3  | 0 | 0  | 35  |     |     |
| 14 | Jok, Peter        | g     | 3-12  | 2-6  | 0-0   | 0   | 1   | 1        | 2  | 8  | 1  | 1  | 0 | 1  | 31  |     |     |
| 00 | Wagner, Ahmad     |       | 0-0   | 0-0  | 0-0   | 0   | 1   | 1        | 0  | 0  | 0  | 0  | 0 | 0  | 4   |     |     |
| 24 | Ellingson, Brady  |       | 1-2   | 0-1  | 0-0   | 0   | 1   | 1        | 1  | 2  | 0  | 0  | 0 | 0  | 6   |     |     |
| 25 | Uhl, Dom          |       | 3-6   | 2-3  | 2-4   | 3   | 5   | 8        | 2  | 10 | 0  | 1  | 1 | 1  | 24  |     |     |
| 51 | Baer, Nicholas    |       | 0-0   | 0-0  | 2-4   | 1   | 2   | 3        | 2  | 2  | 1  | 1  | 1 | 1  | 16  |     |     |
|    | Team              |       |       |      |       | 4   | 1   | 5        |    |    |    |    |   |    |     |     |     |
|    | Totals            |       | 23-53 | 7-17 | 24-32 | 12  | 25  | 37       | 15 | 77 | 14 | 7  | 7 | 4  | 200 |     |     |

FG % 1st Half: 10-25 40.0% 2nd half: 13-28 46.4% Game: 23-53 43.4%  
3FG % 1st Half: 3-10 30.0% 2nd half: 4-7 57.1% Game: 7-17 41.2%  
FT % 1st Half: 8-10 80.0% 2nd half: 16-22 72.7% Game: 24-32 75.0%

Officials: Mark Whitehead, John Gaffney, Bill Ek  
Technical fouls: Nebraska-None. Iowa-None.  
Attendance: 11736  
Fouled Out - Nebraska: Parker (01:23)

| Score by periods | 1st | 2nd | Total |
|------------------|-----|-----|-------|
| Nebraska         | 22  | 44  | 66    |
| Iowa             | 31  | 46  | 77    |

Last FG - NEB 2nd-00:35, IOWA 2nd-04:19.  
Largest lead - NEB by 10 1st-15:18, IOWA by 16 2nd-04:19.  
NEB led for 10:29. IOWA led for 27:05. Game was tied for 02:09.

Score tied - 2 times.  
Lead changed - 3 times.

## Game 14 - Iowa 70, #14 Purdue 63

Official Basketball Box Score -- Game Totals -- Final Statistics  
Iowa vs Purdue  
01/02/16 6:00 PM at West Lafayette, Ind. | Mackey Arena

Iowa 70 • 11-3, 2-0

| #  | Player            | Total |       |      | 3-Ptr |     |     | Rebounds |    |    | PF | TP | A | TO | Blk | Stl | Min |
|----|-------------------|-------|-------|------|-------|-----|-----|----------|----|----|----|----|---|----|-----|-----|-----|
|    |                   | FG    | FGA   | FT   | FTA   | Off | Def | Tot      |    |    |    |    |   |    |     |     |     |
| 20 | Uthoff, Jarrod    | f     | 7-16  | 1-3  | 10-14 | 0   | 4   | 4        | 3  | 25 | 2  | 0  | 5 | 2  | 38  |     |     |
| 34 | Woodbury, Adam    | c     | 3-7   | 0-0  | 0-0   | 3   | 4   | 7        | 1  | 6  | 0  | 2  | 0 | 1  | 25  |     |     |
| 05 | Clemmons, Anthony | g     | 3-9   | 2-4  | 0-0   | 0   | 1   | 1        | 3  | 8  | 3  | 1  | 0 | 4  | 30  |     |     |
| 10 | Gesell, Mike      | g     | 2-5   | 1-2  | 2-4   | 1   | 6   | 7        | 4  | 7  | 7  | 1  | 1 | 1  | 33  |     |     |
| 14 | Jok, Peter        | g     | 5-13  | 0-6  | 1-2   | 3   | 6   | 9        | 3  | 11 | 2  | 0  | 0 | 2  | 32  |     |     |
| 00 | Wagner, Ahmad     |       | 0-0   | 0-0  | 0-0   | 0   | 0   | 0        | 0  | 0  | 0  | 1  | 0 | 0  | 3   |     |     |
| 24 | Ellingson, Brady  |       | 0-0   | 0-0  | 0-0   | 0   | 0   | 0        | 1  | 0  | 0  | 1  | 0 | 0  | 8   |     |     |
| 25 | Uhl, Dom          |       | 2-5   | 2-3  | 0-0   | 0   | 0   | 0        | 1  | 6  | 0  | 0  | 1 | 0  | 15  |     |     |
| 51 | Baer, Nicholas    |       | 3-3   | 1-1  | 0-0   | 2   | 2   | 4        | 0  | 7  | 0  | 2  | 2 | 0  | 16  |     |     |
|    | Team              |       |       |      |       | 2   | 3   | 5        |    |    |    |    |   |    |     |     |     |
|    | Totals            |       | 25-58 | 7-19 | 13-20 | 11  | 26  | 37       | 16 | 70 | 14 | 9  | 9 | 10 | 200 |     |     |

FG % 1st Half: 7-30 23.3% 2nd half: 18-28 64.3% Game: 25-58 43.1%  
3FG % 1st Half: 1-10 10.0% 2nd half: 6-9 66.7% Game: 7-19 36.8%  
FT % 1st Half: 5-7 71.4% 2nd half: 8-13 61.5% Game: 13-20 65.0%

Purdue 63 • 13-2, 1-1

| #  | Player          | Total |      |     | 3-Ptr |     |     | Rebounds |   |   | PF | TP | A | TO | Blk | Stl | Min |
|----|-----------------|-------|------|-----|-------|-----|-----|----------|---|---|----|----|---|----|-----|-----|-----|
|    |                 | FG    | FGA  | FT  | FTA   | Off | Def | Tot      |   |   |    |    |   |    |     |     |     |
| 12 | Edwards, Vince  | f     | 2-3  | 1-1 | 2-2   | 1   | 4   | 5        | 3 | 7 | 3  | 1  | 1 | 0  | 20  |     |     |
| 50 | Swanigan, Caleb | f     | 3-10 | 0-0 | 0-2   | 3   | 2   | 5        | 2 | 6 | 2  | 3  | 0 | 0  | 22  |     |     |
| 44 | Haas, Isaac     | c     | 3-4  | 0-0 | 0-0   | 3   | 3   | 6        | 1 | 6 | 0  | 1  | 1 | 0  | 15  |     |     |
| 03 | Thompson, P.J.  | g     | 0-4  | 0-2 |       |     |     |          |   |   |    |    |   |    |     |     |     |

## Game 17 - Iowa 82, Michigan 71

### Official Basketball Box Score -- Game Totals -- Final Statistics

#### Michigan vs Iowa

01/17/16 3:35 p.m. at Carver-Hawkeye Arena - Iowa City, IA

Michigan 71 • 13-5, 3-2

| #  | Player              | Total  |        | 3-Ptr  |        | Rebounds |     |     | PF | TP | A  | TO | Blk | Stl | Min |
|----|---------------------|--------|--------|--------|--------|----------|-----|-----|----|----|----|----|-----|-----|-----|
|    |                     | FG-FGA | FT-FTA | FG-FGA | FT-FTA | Off      | Def | Tot |    |    |    |    |     |     |     |
| 21 | Irvine, Zak         | r      | 3-8    | 1-2    | 4-5    | 1        | 7   | 8   | 1  | 11 | 5  | 3  | 0   | 0   | 30  |
| 22 | Robinson, Duncan    | r      | 3-9    | 2-8    | 3-3    | 0        | 2   | 2   | 4  | 11 | 2  | 2  | 0   | 0   | 34  |
| 34 | Donnal, Mark        | r      | 4-7    | 0-0    | 0-0    | 4        | 4   | 8   | 2  | 8  | 2  | 0  | 0   | 0   | 28  |
| 10 | Walton Jr., Derrick | g      | 5-14   | 3-11   | 3-4    | 1        | 3   | 4   | 2  | 16 | 6  | 1  | 0   | 0   | 36  |
| 12 | Abdur-Rahkman, M-A  | g      | 3-5    | 1-1    | 0-0    | 1        | 2   | 3   | 0  | 7  | 4  | 3  | 2   | 0   | 33  |
| 05 | Wilson, D.J.        | g      | 1-3    | 0-1    | 0-0    | 1        | 0   | 1   | 0  | 2  | 0  | 0  | 0   | 0   | 6   |
| 11 | Dakich, Andrew      | g      | 0-0    | 0-0    | 0-0    | 0        | 0   | 0   | 1  | 0  | 0  | 0  | 0   | 0   | 3   |
| 13 | Wagner, Moritz      | g      | 2-2    | 0-0    | 0-0    | 0        | 1   | 1   | 2  | 4  | 0  | 0  | 0   | 0   | 10  |
| 24 | Dawkins, Aubrey     | g      | 4-6    | 3-5    | 1-2    | 0        | 2   | 2   | 1  | 12 | 1  | 1  | 1   | 1   | 18  |
| 32 | Doyle, Ricky        | g      | 0-0    | 0-0    | 0-0    | 0        | 0   | 0   | 1  | 0  | 0  | 0  | 0   | 0   | 2   |
|    | Team                |        |        |        |        | 2        | 2   | 4   |    |    |    |    |     |     |     |
|    | Totals              |        | 25-54  | 10-28  | 11-14  | 10       | 23  | 33  | 14 | 71 | 18 | 13 | 3   | 1   | 200 |

FG % 1st Half: 13-26 50.0% 2nd half: 12-28 42.9% Game: 25-54 46.3%  
 3FG % 1st Half: 2-9 22.2% 2nd half: 8-19 42.1% Game: 10-28 35.7%  
 FT % 1st Half: 5-8 62.5% 2nd half: 6-6 100.0% Game: 11-14 78.6%

Deadball Rebounds 2

Iowa 82 • 14-3, 5-0

| #  | Player            | Total  |        | 3-Ptr  |        | Rebounds |     |     | PF | TP | A  | TO | Blk | Stl | Min |
|----|-------------------|--------|--------|--------|--------|----------|-----|-----|----|----|----|----|-----|-----|-----|
|    |                   | FG-FGA | FT-FTA | FG-FGA | FT-FTA | Off      | Def | Tot |    |    |    |    |     |     |     |
| 20 | Uthoff, Jarrod    | r      | 9-20   | 2-4    | 3-3    | 1        | 3   | 4   | 3  | 23 | 1  | 0  | 1   | 1   | 28  |
| 34 | Woodbury, Adam    | c      | 5-7    | 0-0    | 2-2    | 4        | 4   | 6   | 1  | 12 | 2  | 0  | 0   | 1   | 28  |
| 05 | Clemmons, Anthony | g      | 2-6    | 1-4    | 0-0    | 0        | 1   | 1   | 2  | 5  | 6  | 2  | 1   | 1   | 30  |
| 10 | Gesell, Mike      | g      | 1-4    | 0-2    | 2-2    | 2        | 3   | 5   | 1  | 4  | 7  | 0  | 1   | 2   | 33  |
| 14 | Jok, Peter        | g      | 6-11   | 4-6    | 0-0    | 0        | 4   | 4   | 3  | 16 | 2  | 1  | 0   | 1   | 28  |
| 00 | Wagner, Ahmad     | g      | 2-2    | 0-0    | 1-2    | 0        | 3   | 3   | 2  | 5  | 0  | 0  | 0   | 0   | 11  |
| 24 | Ellingson, Brady  | g      | 0-0    | 0-0    | 0-0    | 0        | 0   | 0   | 0  | 0  | 0  | 1  | 0   | 0   | 2   |
| 25 | Uhl, Dom          | g      | 4-6    | 2-2    | 0-0    | 1        | 1   | 2   | 0  | 10 | 0  | 0  | 0   | 1   | 20  |
| 51 | Baer, Nicholas    | g      | 2-5    | 1-4    | 2-2    | 0        | 1   | 1   | 1  | 7  | 1  | 0  | 0   | 1   | 20  |
|    | Team              |        |        |        |        | 1        | 0   | 1   |    |    |    |    |     |     |     |
|    | Totals            |        | 31-61  | 10-22  | 10-11  | 7        | 20  | 27  | 13 | 82 | 19 | 4  | 3   | 8   | 200 |

FG % 1st Half: 16-34 47.1% 2nd half: 15-27 55.6% Game: 31-61 50.8%  
 3FG % 1st Half: 3-11 27.3% 2nd half: 7-11 63.6% Game: 10-22 45.5%  
 FT % 1st Half: 3-3 100.0% 2nd half: 7-8 87.5% Game: 10-11 90.9%

Deadball Rebounds 1

Officials: Mike Eades, Larry Scrotto, Pat Driscoll

Technical fouls: Michigan-None. Iowa-None.

Attendance: 15400

| Score by periods | 1st | 2nd | Total |
|------------------|-----|-----|-------|
| Michigan         | 33  | 38  | 71    |
| Iowa             | 38  | 44  | 82    |

|        | In    | Off | 2nd    | Fast  | Bench |
|--------|-------|-----|--------|-------|-------|
| Points | Paint | T/O | Chance | Break |       |
| MICH   | 24    | 6   | 12     | 0     | 18    |
| IOWA   | 34    | 16  | 8      | 2     | 22    |

Last FG - MICH 2nd-02:56, IOWA 2nd-01:04.  
 Largest lead - MICH by 2 2nd-15:24, IOWA by 12 1st-11:23.  
 MICH led for 02:20. IOWA led for 35:56. Game was tied for 01:44.

Score tied - 1 time.  
 Lead changed - 6 times.

## Game 18 - Iowa 90, Rutgers 76

### Official Basketball Box Score -- Game Totals -- Final Statistics

#### Iowa vs Rutgers

01/21/16 7 p.m. at Piscataway, N.J. (The RAC)

Iowa 90 • 15-3, 6-0

| #  | Player              | Total  |        | 3-Ptr  |        | Rebounds |     |     | PF | TP | A  | TO | Blk | Stl | Min |
|----|---------------------|--------|--------|--------|--------|----------|-----|-----|----|----|----|----|-----|-----|-----|
|    |                     | FG-FGA | FT-FTA | FG-FGA | FT-FTA | Off      | Def | Tot |    |    |    |    |     |     |     |
| 20 | Uthoff, Jarrod      | r      | 6-11   | 4-6    | 4-4    | 1        | 7   | 8   | 0  | 20 | 1  | 1  | 3   | 0   | 34  |
| 34 | Woodbury, Adam      | c      | 3-5    | 0-0    | 6-6    | 4        | 7   | 11  | 3  | 12 | 1  | 1  | 2   | 1   | 22  |
| 05 | Clemmons, Anthony   | g      | 8-12   | 2-6    | 2-3    | 0        | 3   | 3   | 2  | 20 | 5  | 0  | 0   | 1   | 34  |
| 10 | Gesell, Mike        | g      | 0-5    | 0-1    | 0-1    | 0        | 3   | 3   | 1  | 0  | 9  | 3  | 0   | 1   | 33  |
| 14 | Jok, Peter          | g      | 10-19  | 5-9    | 4-5    | 1        | 4   | 5   | 2  | 29 | 1  | 1  | 0   | 3   | 35  |
| 00 | Wagner, Ahmad       | g      | 3-3    | 0-0    | 0-0    | 0        | 0   | 0   | 1  | 6  | 0  | 0  | 1   | 0   | 10  |
| 11 | Williams, Christian | g      | 0-2    | 0-1    | 0-0    | 0        | 0   | 0   | 0  | 0  | 0  | 0  | 0   | 0   | 3   |
| 24 | Ellingson, Brady    | g      | 0-0    | 0-0    | 0-0    | 0        | 0   | 0   | 0  | 0  | 0  | 0  | 0   | 0   | 2   |
| 25 | Uhl, Dom            | g      | 1-5    | 0-3    | 1-2    | 1        | 2   | 3   | 1  | 3  | 1  | 2  | 0   | 0   | 14  |
| 51 | Baer, Nicholas      | g      | 0-3    | 0-3    | 0-0    | 2        | 0   | 2   | 1  | 0  | 1  | 0  | 0   | 1   | 13  |
|    | Team                |        |        |        |        | 3        | 0   | 3   |    |    |    |    |     |     |     |
|    | Totals              |        | 31-65  | 11-29  | 17-21  | 12       | 26  | 38  | 11 | 90 | 19 | 8  | 6   | 7   | 200 |

FG % 1st Half: 16-33 48.5% 2nd half: 15-32 46.9% Game: 31-65 47.7%  
 3FG % 1st Half: 5-15 33.3% 2nd half: 6-14 42.9% Game: 11-29 37.9%  
 FT % 1st Half: 8-10 80.0% 2nd half: 9-11 81.8% Game: 17-21 81.0%

Deadball Rebounds 2

RUTGERS 76 • 6-14, 0-7

| #  | Player            | Total  |        | 3-Ptr  |        | Rebounds |     |     | PF | TP | A  | TO | Blk | Stl | Min |
|----|-------------------|--------|--------|--------|--------|----------|-----|-----|----|----|----|----|-----|-----|-----|
|    |                   | FG-FGA | FT-FTA | FG-FGA | FT-FTA | Off      | Def | Tot |    |    |    |    |     |     |     |
| 01 | Foreman, D.J.     | r      | 3-6    | 0-0    | 2-3    | 4        | 5   | 9   | 4  | 8  | 0  | 0  | 1   | 0   | 29  |
| 35 | Lewis, Greg       | r      | 3-7    | 0-0    | 1-2    | 2        | 2   | 4   | 1  | 7  | 0  | 0  | 1   | 0   | 24  |
| 02 | Daniels, Bishop   | g      | 3-4    | 0-1    | 0-0    | 1        | 5   | 6   | 2  | 6  | 3  | 5  | 0   | 0   | 21  |
| 03 | Sanders, Corey    | g      | 4-16   | 0-6    | 4-4    | 0        | 4   | 4   | 3  | 12 | 9  | 3  | 0   | 2   | 37  |
| 05 | Williams, Mike    | g      | 7-15   | 3-8    | 0-1    | 0        | 4   | 4   | 2  | 17 | 1  | 1  | 0   | 1   | 29  |
| 04 | Laurent, Jonathan | g      | 6-10   | 0-0    | 2-2    | 1        | 2   | 3   | 4  | 14 | 1  | 0  | 1   | 1   | 29  |
| 10 | Goode, Justin     | g      | 1-1    | 0-0    | 0-0    | 0        | 0   | 0   | 1  | 2  | 0  | 2  | 0   | 0   | 4   |
| 31 | Grier, Omari      | g      | 4-5    | 1-2    | 1-1    | 0        | 2   | 2   | 1  | 10 | 3  | 0  | 1   | 0   | 27  |
|    | Team              |        |        |        |        | 1        | 0   | 1   |    |    |    |    |     |     |     |
|    | Totals            |        | 31-64  | 4-17   | 10-13  | 9        | 24  | 33  | 18 | 76 | 17 | 11 | 4   | 4   | 200 |

FG % 1st Half: 16-34 47.1% 2nd half: 15-30 50.0% Game: 31-64 48.4%  
 3FG % 1st Half: 0-6 0.0% 2nd half: 4-11 36.4% Game: 4-17 23.5%  
 FT % 1st Half: 5-6 83.3% 2nd half: 5-7 71.4% Game: 10-13 76.9%

Deadball Rebounds 1

Officials: D.J. Carstensen, Donnie Eppley, John Gaffney

Technical fouls: Iowa-Jok, Peter. RUTGERS-None.

Attendance: 4209

| Score by periods | 1st | 2nd | Total |
|------------------|-----|-----|-------|
| Iowa             | 45  | 45  | 90    |
| RUTGERS          | 37  | 39  | 76    |

|         | In    | Off | 2nd    | Fast  | Bench |
|---------|-------|-----|--------|-------|-------|
| Points  | Paint | T/O | Chance | Break |       |
| IOWA    | 38    | 14  | 17     | 9     | 9     |
| RUTGERS | 46    | 11  | 12     | 17    | 26    |

Last FG - IOWA 2nd-00:32, RU 2nd-01:20.  
 Largest lead - IOWA by 19 2nd-07:23, RU by 1 1st-04:26.  
 IOWA led for 42:26. RU led for 00:33. Game was tied for 01:51.

Score tied - 4 times.  
 Lead changed - 2 times.

## Game 19 - Iowa 83, #22 Purdue 71

### Official Basketball Box Score -- Game Totals -- Final Statistics

#### Purdue vs Iowa

01/24/16 12:05 p.m. at Carver-Hawkeye Arena - Iowa City, IA

Purdue 71 • 17-4, 5-3

| #  | Player          | Total  |        | 3-Ptr  |        | Rebounds |     |     | PF | TP | A  | TO | Blk | Stl | Min |
|----|-----------------|--------|--------|--------|--------|----------|-----|-----|----|----|----|----|-----|-----|-----|
|    |                 | FG-FGA | FT-FTA | FG-FGA | FT-FTA | Off      | Def | Tot |    |    |    |    |     |     |     |
| 22 | Edwards, Vince  | r      | 8-14   | 2-2    | 1-1    | 1        | 7   | 8   | 3  | 19 | 2  | 2  | 0   | 3   | 33  |
| 50 | Swanigan, Caleb | r      | 2-9    | 0-2    | 1-1    | 1        | 7   | 8   | 4  | 5  | 2  | 1  | 1   | 0   | 25  |
| 20 | Hammons, A.J.   | c      | 3-7    | 0-0    | 4-6    | 3        | 3   | 6   | 2  | 10 | 0  | 3  | 1   | 0   | 25  |
| 01 | Hill, Johnny    | g      | 2-2    | 0-0    | 0-0    | 1        | 1   | 2   | 1  | 4  | 2  | 3  | 0   | 1   | 14  |
| 35 | Davis, Rapheal  | g      | 2-7    | 1-2    | 1-3    | 2        | 2   | 4   | 4  | 6  | 3  | 4  | 0   | 2   | 31  |
| 03 | Thompson, P.J.  | g      | 6-10   | 4-7    | 0-0    | 2        | 1   | 3   | 4  | 16 | 3  | 1  | 0   | 0   | 27  |
| 14 | Cline, Ryan     | g      | 2-9    | 2-7    | 0-0    | 0        | 3   | 3   | 2  | 6  | 1  | 0  | 0   | 1   | 20  |
| 31 | Mathias, Dakota | g      | 2-5    | 0-0    | 0-0    | 0        | 0   | 0   | 2  | 4  | 2  | 2  | 0   | 1   | 17  |
| 44 | Haas, Isaac     | g      | 0-1    | 0-3    | 1-4    | 1        | 1   | 2   | 2  | 1  | 0  | 1  | 0   | 0   | 8   |
|    | Team            |        |        |        |        | 3        | 2   | 5   |    |    |    |    |     |     |     |
|    | Totals          |        | 27-64  | 9-23   | 8-15   | 14       | 27  | 41  | 24 | 71 | 15 | 17 | 2   | 8   | 200 |

FG % 1st Half: 13-28 46.4% 2nd half: 14-36 38.9% Game: 27-64 42.2%  
 3FG % 1st Half: 6-11 54.5% 2nd half: 3-12 25.0% Game: 9-23 39.1%  
 FT % 1st Half: 3-4 75.0% 2nd half: 5-11 45.5% Game: 8-15 53.3%

Deadball Rebounds 2

Iowa 83 • 16-3, 7-0

| #  | Player         | Total  |        | 3-Ptr  |        | Rebounds |     |     | PF | TP | A | TO  | Blk | Stl | Min |
|----|----------------|--------|--------|--------|--------|----------|-----|-----|----|----|---|-----|-----|-----|-----|
|    |                | FG-FGA | FT-FTA | FG-FGA | FT-FTA | Off      | Def | Tot |    |    |   |     |     |     |     |
| 20 | Uthoff, Jarrod | r      | 7-13   | 4-5    | 4-4    | 0        | 3   | 3   | 2  | 22 | 3 | 0</ |     |     |     |

## Game 21 - Iowa 85, Northwestern 71

**Official Basketball Box Score -- Game Totals -- Final Statistics**  
**Northwestern vs Iowa**  
**01/31/16 2:05 p.m. at Carver-Hawkeye Arena - Iowa City, IA**

**Northwestern 71 • 15-8, 3-7**

| #      | Player            | Total |       | 3-Ptr |      | Rebounds |     |     | PF | TP | A  | TO | Blk | Stl | Min |
|--------|-------------------|-------|-------|-------|------|----------|-----|-----|----|----|----|----|-----|-----|-----|
|        |                   | FG    | FGA   | FG    | FGA  | FT       | FTA | Off |    |    |    |    |     |     |     |
| 34     | Lumpkin, Sanjay   | r     | 0-1   | 0-0   | 0-0  | 1        | 4   | 5   | 3  | 0  | 1  | 2  | 1   | 0   | 16  |
| 35     | Falzon, Aaron     | r     | 0-8   | 0-5   | 0-0  | 2        | 4   | 6   | 2  | 0  | 1  | 2  | 0   | 0   | 19  |
| 22     | Olah, Alex        | c     | 0-2   | 0-0   | 3-6  | 2        | 2   | 4   | 2  | 3  | 0  | 0  | 0   | 0   | 11  |
| 14     | Demps, Tre        | g     | 11-22 | 6-15  | 2-3  | 0        | 3   | 3   | 2  | 30 | 4  | 3  | 0   | 3   | 36  |
| 30     | McIntosh, Bryant  | g     | 2-6   | 0-1   | 0-0  | 0        | 2   | 2   | 2  | 4  | 6  | 1  | 0   | 0   | 36  |
| 01     | van Zegeren, Joey | g     | 0-1   | 0-0   | 0-2  | 1        | 2   | 3   | 2  | 0  | 0  | 1  | 0   | 1   | 5   |
| 05     | Pardon, Dererk    | g     | 3-4   | 0-0   | 0-0  | 1        | 5   | 6   | 3  | 6  | 0  | 1  | 1   | 0   | 22  |
| 20     | Lindsey, Scottie  | g     | 5-9   | 3-4   | 2-2  | 0        | 0   | 0   | 4  | 15 | 0  | 2  | 0   | 1   | 26  |
| 23     | Ash, Jordan       | g     | 1-2   | 0-1   | 0-0  | 0        | 0   | 0   | 1  | 2  | 1  | 1  | 0   | 0   | 6   |
| 32     | Taphorn, Nathan   | g     | 1-3   | 1-3   | 0-0  | 1        | 1   | 2   | 1  | 3  | 0  | 2  | 0   | 0   | 11  |
| 44     | Skelly, Gavin     | g     | 3-4   | 1-1   | 1-1  | 3        | 2   | 5   | 5  | 8  | 0  | 0  | 1   | 0   | 12  |
| Team   |                   |       |       |       |      | 2        | 1   | 3   |    |    | 1  |    |     |     |     |
| Totals |                   |       | 26-62 | 11-30 | 8-14 | 13       | 26  | 39  | 27 | 71 | 13 | 16 | 3   | 5   | 200 |

FG % 1st Half: 9-31 29.0% 2nd half: 17-31 54.8% Game: 26-62 41.9%  
 3FG % 1st Half: 5-17 29.4% 2nd half: 6-13 46.2% Game: 11-30 36.7%  
 FT % 1st Half: 3-6 50.0% 2nd half: 5-8 62.5% Game: 8-14 57.1%

**Iowa 85 • 17-4, 8-1**

| #      | Player              | Total |       | 3-Ptr |       | Rebounds |     |     | PF | TP | A  | TO | Blk | Stl | Min |
|--------|---------------------|-------|-------|-------|-------|----------|-----|-----|----|----|----|----|-----|-----|-----|
|        |                     | FG    | FGA   | FG    | FGA   | FT       | FTA | Off |    |    |    |    |     |     |     |
| 20     | Uthoff, Jarrod      | r     | 8-16  | 2-5   | 5-5   | 3        | 3   | 6   | 1  | 23 | 0  | 0  | 3   | 2   | 30  |
| 34     | Woodbury, Adam      | c     | 0-2   | 0-0   | 0-0   | 1        | 8   | 9   | 3  | 0  | 1  | 1  | 0   | 0   | 14  |
| 05     | Clemmons, Anthony   | g     | 3-7   | 0-1   | 3-3   | 0        | 2   | 2   | 1  | 9  | 0  | 3  | 0   | 2   | 27  |
| 10     | Gesell, Mike        | g     | 1-6   | 0-1   | 2-2   | 1        | 3   | 4   | 1  | 4  | 4  | 2  | 0   | 1   | 25  |
| 14     | Jok, Peter          | g     | 6-10  | 4-7   | 10-12 | 0        | 5   | 5   | 1  | 26 | 1  | 0  | 0   | 1   | 22  |
| 00     | Wagner, Ahmad       | g     | 2-2   | 0-0   | 2-3   | 2        | 2   | 4   | 2  | 6  | 1  | 0  | 0   | 3   | 15  |
| 02     | Fleming, Andrew     | g     | 0-1   | 0-1   | 0-0   | 0        | 0   | 0   | 0  | 0  | 0  | 0  | 1   | 0   | 4   |
| 11     | Williams, Christian | g     | 0-1   | 0-0   | 0-0   | 2        | 0   | 2   | 0  | 0  | 0  | 2  | 0   | 0   | 7   |
| 24     | Ellingson, Brady    | g     | 1-3   | 0-2   | 0-1   | 0        | 0   | 0   | 0  | 2  | 1  | 0  | 0   | 1   | 15  |
| 25     | Uhl, Dom            | g     | 1-5   | 0-1   | 6-10  | 1        | 0   | 1   | 1  | 8  | 2  | 2  | 0   | 1   | 24  |
| 51     | Baer, Nicholas      | g     | 3-6   | 1-1   | 0-0   | 0        | 1   | 1   | 1  | 7  | 0  | 0  | 0   | 1   | 17  |
| Team   |                     |       |       |       |       | 3        | 3   | 6   |    |    |    |    |     |     |     |
| Totals |                     |       | 25-59 | 7-19  | 28-36 | 13       | 27  | 40  | 11 | 85 | 10 | 10 | 4   | 12  | 200 |

FG % 1st Half: 14-32 43.8% 2nd half: 11-27 40.7% Game: 25-59 42.4%  
 3FG % 1st Half: 4-12 33.3% 2nd half: 3-7 42.9% Game: 7-19 36.8%  
 FT % 1st Half: 10-11 90.9% 2nd half: 18-25 72.0% Game: 28-36 77.8%

Officials: Brian Dorsey, John Gaffney, Earl Walton  
 Technical fouls: Northwestern-Lindsey, Scottie. Iowa-None.  
 Attendance: 15400  
 Fouled Out - Northwestern: Skelly (00:59)

| Score by periods | 1st | 2nd | Total |
|------------------|-----|-----|-------|
| Northwestern     | 26  | 45  | 71    |
| Iowa             | 42  | 43  | 85    |

Last FG - NU 2nd-00:47, IOWA 2nd-00:20.  
 Largest lead - NU by 4 1st-11:58, IOWA by 29 2nd-06:56.  
 NU led for 04:12. IOWA led for 32:18. Game was tied for 03:11.

| In     | Off   | 2nd | Fast   | Bench |
|--------|-------|-----|--------|-------|
| Points | Paint | T/O | Chance | Break |
| NU     | 28    | 15  | 13     | 6     |
| IOWA   | 28    | 24  | 22     | 4     |

Score tied - 5 times.  
 Lead changed - 4 times.

## Game 22 - Iowa 73, Penn State 49

**Official Basketball Box Score -- Game Totals -- Final Statistics**  
**Penn State vs Iowa**  
**02/03/16 6 p.m. at Carver-Hawkeye Arena - Iowa City, IA**

**Penn State 49 • 11-12, 2-8**

| #      | Player             | Total |       | 3-Ptr |      | Rebounds |     |     | PF | TP | A | TO | Blk | Stl | Min |
|--------|--------------------|-------|-------|-------|------|----------|-----|-----|----|----|---|----|-----|-----|-----|
|        |                    | FG    | FGA   | FG    | FGA  | FT       | FTA | Off |    |    |   |    |     |     |     |
| 00     | Banks, Payton      | r     | 1-7   | 0-4   | 0-1  | 1        | 5   | 6   | 1  | 2  | 2 | 2  | 0   | 3   | 28  |
| 10     | Taylor, Brandon    | r     | 7-20  | 0-2   | 1-2  | 6        | 5   | 11  | 4  | 15 | 0 | 2  | 1   | 0   | 27  |
| 44     | Moore, Julian      | r     | 3-6   | 0-0   | 2-2  | 2        | 0   | 2   | 4  | 8  | 0 | 1  | 2   | 0   | 23  |
| 03     | Foster, Devin      | g     | 1-6   | 0-2   | 0-0  | 0        | 2   | 2   | 4  | 2  | 2 | 0  | 0   | 0   | 22  |
| 33     | Garner, Shep       | g     | 4-12  | 0-5   | 0-0  | 0        | 5   | 5   | 3  | 8  | 2 | 3  | 1   | 2   | 38  |
| 01     | Zemgulis, Davis    | g     | 2-6   | 1-3   | 1-1  | 0        | 1   | 1   | 1  | 6  | 0 | 0  | 0   | 1   | 26  |
| 05     | Jack, Donovan      | g     | 2-3   | 0-0   | 0-0  | 1        | 0   | 1   | 1  | 4  | 0 | 2  | 0   | 0   | 7   |
| 21     | Washington, Isaiah | g     | 0-6   | 0-4   | 1-4  | 2        | 0   | 2   | 2  | 1  | 1 | 0  | 0   | 1   | 14  |
| 32     | Dickerson, Jordan  | g     | 1-3   | 0-0   | 1-2  | 2        | 3   | 5   | 3  | 3  | 1 | 0  | 2   | 0   | 15  |
| Team   |                    |       |       |       |      | 3        | 2   | 5   |    |    |   |    |     |     |     |
| Totals |                    |       | 21-69 | 1-20  | 6-12 | 17       | 23  | 40  | 23 | 49 | 8 | 10 | 6   | 7   | 200 |

FG % 1st Half: 11-37 29.7% 2nd half: 10-32 31.3% Game: 21-69 30.4%  
 3FG % 1st Half: 1-8 12.5% 2nd half: 0-12 0.0% Game: 1-20 5.0%  
 FT % 1st Half: 3-3 100.0 2nd half: 3-9 33.3% Game: 6-12 50.0%

**Iowa 73 • 18-4, 9-1**

| #      | Player              | Total |       | 3-Ptr |       | Rebounds |     |     | PF | TP | A  | TO | Blk | Stl | Min |
|--------|---------------------|-------|-------|-------|-------|----------|-----|-----|----|----|----|----|-----|-----|-----|
|        |                     | FG    | FGA   | FG    | FGA   | FT       | FTA | Off |    |    |    |    |     |     |     |
| 20     | Uthoff, Jarrod      | r     | 5-12  | 1-3   | 3-4   | 0        | 3   | 3   | 1  | 14 | 0  | 0  | 5   | 0   | 24  |
| 34     | Woodbury, Adam      | c     | 1-2   | 0-0   | 3-6   | 2        | 13  | 15  | 2  | 5  | 0  | 2  | 2   | 0   | 22  |
| 05     | Clemmons, Anthony   | g     | 4-8   | 0-3   | 4-4   | 1        | 5   | 6   | 2  | 12 | 4  | 1  | 0   | 1   | 24  |
| 10     | Gesell, Mike        | g     | 0-5   | 0-1   | 2-2   | 0        | 2   | 2   | 0  | 2  | 2  | 1  | 0   | 2   | 25  |
| 14     | Jok, Peter          | g     | 5-9   | 2-4   | 0-0   | 1        | 1   | 2   | 1  | 12 | 3  | 2  | 0   | 0   | 27  |
| 00     | Wagner, Ahmad       | g     | 2-2   | 0-0   | 4-5   | 1        | 4   | 5   | 5  | 8  | 0  | 1  | 1   | 0   | 18  |
| 02     | Fleming, Andrew     | g     | 0-1   | 0-0   | 0-0   | 0        | 0   | 0   | 0  | 0  | 1  | 1  | 0   | 0   | 4   |
| 11     | Williams, Christian | g     | 0-0   | 0-0   | 0-0   | 0        | 0   | 0   | 0  | 0  | 0  | 0  | 0   | 0   | 1   |
| 03     | Soukup, Steven      | g     | 0-0   | 0-0   | 0-0   | 0        | 1   | 1   | 0  | 0  | 0  | 0  | 0   | 0   | 1   |
| 13     | Ukah, Okey          | g     | 0-0   | 0-0   | 0-0   | 0        | 0   | 0   | 0  | 0  | 0  | 0  | 0   | 0   | 2   |
| 24     | Ellingson, Brady    | g     | 0-1   | 0-1   | 0-0   | 0        | 1   | 1   | 3  | 0  | 1  | 0  | 0   | 0   | 9   |
| 25     | Uhl, Dom            | g     | 3-8   | 1-2   | 1-4   | 3        | 3   | 6   | 2  | 8  | 0  | 1  | 0   | 1   | 20  |
| 51     | Baer, Nicholas      | g     | 3-4   | 2-3   | 0-1   | 0        | 1   | 1   | 0  | 8  | 1  | 2  | 0   | 1   | 19  |
| Team   |                     |       |       |       |       | 2        | 0   | 2   |    |    |    |    |     |     |     |
| Totals |                     |       | 25-54 | 6-17  | 17-26 | 11       | 34  | 45  | 16 | 73 | 12 | 11 | 8   | 5   | 200 |

FG % 1st Half: 15-28 53.6% 2nd half: 10-26 38.5% Game: 25-54 46.3%  
 3FG % 1st Half: 4-11 36.4% 2nd half: 2-6 33.3% Game: 6-17 35.3%  
 FT % 1st Half: 11-16 68.8% 2nd half: 6-10 60.0% Game: 17-26 65.4%

Officials: Gene Steratore, Bo Boroski, Lewis Garrison  
 Technical fouls: Penn State-None. Iowa-None.  
 Attendance: 12596  
 Fouled Out - Iowa: Wagner (02:25)

| Score by periods | 1st | 2nd | Total |
|------------------|-----|-----|-------|
| Penn State       | 26  | 23  | 49    |
| Iowa             | 45  | 28  | 73    |

Last FG - PSU 2nd-00:27, IOWA 2nd-00:43.  
 Largest lead - PSU None, IOWA by 28 2nd-08:04.  
 PSU led for 00:00. IOWA led for 38:49. Game was tied for 01:11.

| In     | Off   | 2nd | Fast   | Bench |
|--------|-------|-----|--------|-------|
| Points | Paint | T/O | Chance | Break |
| PSU    | 36    | 5   | 13     | 0     |
| IOWA   | 32    | 8   | 14     | 28    |

Score tied - 1 time.  
 Lead changed - 0 times.

## Game 23 - Iowa 77, Illinois 65

**Official Basketball Box Score -- Game Totals -- Final Statistics**  
**Iowa vs Illinois**  
**02/07/16 12 p.m. at State Farm Center; Champaign, Ill.**

**Iowa 77 • 19-4, 10-1**

| #      | Player            | Total |       | 3-Ptr |       | Rebounds |     |     | PF | TP | A  | TO | Blk | Stl | Min |
|--------|-------------------|-------|-------|-------|-------|----------|-----|-----|----|----|----|----|-----|-----|-----|
|        |                   | FG    | FGA   | FG    | FGA   | FT       | FTA | Off |    |    |    |    |     |     |     |
| 20     | Uthoff, Jarrod    | r     | 7-17  | 1-4   | 3-4   | 4        | 8   | 12  | 1  | 18 | 2  | 0  | 2   | 0   | 35  |
| 34     | Woodbury, Adam    | c     | 5-6   | 0-0   | 0-0   | 5        | 9   | 14  | 1  | 10 | 4  | 2  | 0   | 0   | 30  |
| 05     | Clemmons, Anthony | g     | 4-10  | 2-3   | 0-2   | 1        | 5   | 6   | 3  | 10 | 2  | 3  | 0   | 4   | 37  |
| 10     | Gesell, Mike      | g     | 3-6   | 0-0   | 2-2   | 0        | 1   | 1   | 2  | 8  | 1  | 1  | 0   | 1   | 31  |
| 14     | Jok, Peter        | g     | 7-18  | 3-7   | 6-6   | 2        | 3   | 5   | 1  | 23 | 2  | 2  | 0   | 2   | 31  |
| 00     | Wagner, Ahmad     | g     | 0-0   | 0-0   | 2-2   | 0        | 1   | 1   | 2  | 2  | 0  | 0  | 0   | 0   | 10  |
| 24     | Ellingson, Brady  | g     | 0-2   | 0-2   | 0-0   | 0        | 0   | 0   | 0  | 0  | 0  | 0  | 0   | 0   | 4   |
| 25     | Uhl, Dom          | g     | 1-4   | 1-2   | 0-0   | 0        | 2   | 2   | 1  | 3  | 0  | 0  | 0   | 0   | 15  |
| 51     | Baer, Nicholas    | g     | 1-2   | 1-2   | 0-0   | 0        | 1   | 1   | 1  | 3  | 0  | 0  | 0   | 0   | 7   |
| Team   |                   |       |       |       |       | 0        | 1   | 1   |    |    | 1  |    |     |     |     |
| Totals |                   |       | 28-65 | 8-20  | 13-16 | 12       | 31  | 43  | 12 | 77 | 11 | 9  | 2   | 7   | 200 |

FG % 1st Half: 13-32 40.6% 2nd half: 15-33 45.5% Game: 28-65 43.1%  
 3FG % 1st Half: 4-11 36.4% 2nd half: 4-9 44.4% Game: 8-20 40.0%  
 FT % 1st Half: 8-8 100.0 2nd half: 5-8 62.5% Game: 13-16 81.3%



# 2015-16 IOWA HAWKEYE RADIO/TV ROSTER




**#0**  
**AHMAD WAGNER**  
F, 6-5, 225, Fr.



**#1**  
**DALE JONES**  
F, 6-7, 220, Jr.



**#2**  
**ANDREW FLEMING**  
G, 6-5, 206, Fr.



**#3**  
**MICHAEL SOUKUP**  
G, 6-4, 165, Jr.



**#4**  
**ISAIAH MOSS**  
G, 6-5, 200, Fr.



**#5**  
**ANTHONY CLEMMONS**  
G, 6-2, 200, Sr.



**#10**  
**MIKE GESELL**  
G, 6-2, 190, Sr.



**#11**  
**CHRISTIAN WILLIAMS**  
G, 6-6, 200, Fr.



**#13**  
**STEVEN SOUKUP**  
G, 6-4, 175, Jr.




**#14**  
**PETER JOK**  
G, 6-6, 205, Jr.



**#20**  
**JARROD UTHOFF**  
F, 6-9, 221, Sr.



**#23**  
**OKEY UKAH**  
F, 6-7, 218, Sr.



**#24**  
**BRADY ELLINGSON**  
G, 6-4, 190, RS-Fr.




**#25**  
**DOM UHL**  
F, 6-9, 215, So.



**#30**  
**BRANDON HUTTON**  
F, 6-5, 218, Fr.



**#34**  
**ADAM WOODBURY**  
C, 7-1, 250, Sr.



**#51**  
**NICHOLAS BAER**  
F, 6-7, 200, RS-Fr.



**FRAN MCCAFFERY**  
Head Coach



**IOWA HAWKEYE BASKETBALL**  
**Iowa Combined Team Statistics (as of Feb 11, 2016)**  
**Conference games**

| <b>RECORD:</b> | <b>OVERALL</b> | <b>HOME</b> | <b>AWAY</b> | <b>NEUTRAL</b> |
|----------------|----------------|-------------|-------------|----------------|
| ALL GAMES      | 10-2           | 6-0         | 4-2         | 0-0            |
| CONFERENCE     | 10-2           | 6-0         | 4-2         | 0-0            |
| NON-CONFERENCE | 0-0            | 0-0         | 0-0         | 0-0            |

| ##             | Player              | gp-gs | min  | avg     | Total  |      | 3-Point |      | F-Throw |      | Rebounds |     |     | pf   | dq  | a | to  | blk | stl | pts | avg |      |  |  |
|----------------|---------------------|-------|------|---------|--------|------|---------|------|---------|------|----------|-----|-----|------|-----|---|-----|-----|-----|-----|-----|------|--|--|
|                |                     |       |      |         | fg-fga | fg%  | 3fg-fga | 3fg% | ft-fga  | ft%  | off      | def | tot |      |     |   |     |     |     |     |     |      |  |  |
| 20             | Uthoff, Jarrod      | 12-12 | 393  | 32.8    | 77-183 | .421 | 23-55   | .418 | 51-61   | .836 | 18       | 60  | 78  | 6.5  | 20  | 0 | 15  | 10  | 33  | 8   | 228 | 19.0 |  |  |
| 14             | Jok, Peter          | 12-12 | 357  | 29.8    | 70-148 | .473 | 31-68   | .456 | 35-44   | .795 | 13       | 32  | 45  | 3.8  | 29  | 0 | 18  | 14  | 1   | 20  | 206 | 17.2 |  |  |
| 10             | Gesell, Mike        | 12-12 | 365  | 30.4    | 36-84  | .429 | 4-14    | .286 | 39-54   | .722 | 7        | 36  | 43  | 3.6  | 24  | 0 | 61  | 24  | 2   | 13  | 115 | 9.6  |  |  |
| 05             | Clemmons, Anthony   | 12-12 | 353  | 29.4    | 40-89  | .449 | 13-39   | .333 | 19-32   | .594 | 4        | 30  | 34  | 2.8  | 26  | 0 | 42  | 16  | 2   | 17  | 112 | 9.3  |  |  |
| 34             | Woodbury, Adam      | 12-12 | 309  | 25.8    | 40-70  | .571 | 0-0     | .000 | 22-33   | .667 | 39       | 77  | 116 | 9.7  | 33  | 1 | 11  | 15  | 6   | 5   | 102 | 8.5  |  |  |
| 25             | Uhl, Dom            | 12-0  | 226  | 18.8    | 28-66  | .424 | 14-26   | .538 | 12-24   | .500 | 16       | 23  | 39  | 3.3  | 16  | 0 | 7   | 10  | 3   | 6   | 82  | 6.8  |  |  |
| 51             | Baer, Nicholas      | 12-0  | 177  | 14.8    | 18-38  | .474 | 8-23    | .348 | 7-11    | .636 | 9        | 13  | 22  | 1.8  | 17  | 0 | 7   | 7   | 7   | 9   | 51  | 4.3  |  |  |
| 00             | Wagner, Ahmad       | 12-0  | 107  | 8.9     | 10-16  | .625 | 0-1     | .000 | 10-15   | .667 | 4        | 15  | 19  | 1.6  | 18  | 1 | 2   | 4   | 6   | 6   | 30  | 2.5  |  |  |
| 24             | Ellingson, Brady    | 12-0  | 83   | 6.9     | 5-15   | .333 | 2-12    | .167 | 0-1     | .000 | 0        | 4   | 4   | 0.3  | 6   | 0 | 3   | 4   | 0   | 2   | 12  | 1.0  |  |  |
| 11             | Williams, Christian | 4-0   | 18   | 4.5     | 2-5    | .400 | 0-1     | .000 | 0-0     | .000 | 4        | 0   | 4   | 1.0  | 0   | 0 | 1   | 3   | 0   | 1   | 4   | 1.0  |  |  |
| 03             | Soukup, Michael     | 1-0   | 1    | 1.0     | 0-0    | .000 | 0-0     | .000 | 0-0     | .000 | 0        | 0   | 0   | 0.0  | 0   | 0 | 0   | 0   | 0   | 0   | 0   | 0.0  |  |  |
| 13             | Soukup, Steven      | 1-0   | 1    | 1.0     | 0-0    | .000 | 0-0     | .000 | 0-0     | .000 | 0        | 1   | 1   | 1.0  | 0   | 0 | 0   | 0   | 0   | 0   | 0   | 0.0  |  |  |
| 23             | Ukah, Okey          | 1-0   | 2    | 2.0     | 0-0    | .000 | 0-0     | .000 | 0-0     | .000 | 0        | 0   | 0   | 0.0  | 0   | 0 | 0   | 0   | 0   | 0   | 0   | 0.0  |  |  |
| 02             | Fleming, Andrew     | 2-0   | 8    | 4.0     | 0-2    | .000 | 0-1     | .000 | 0-0     | .000 | 0        | 0   | 0   | 0.0  | 0   | 0 | 1   | 1   | 1   | 0   | 0   | 0.0  |  |  |
| Team           |                     |       |      |         |        |      |         |      |         |      | 23       | 16  | 39  |      |     |   |     |     |     |     |     |      |  |  |
| Total.....     |                     | 12    | 2400 | 326-716 |        | .455 | 95-240  | .396 | 195-275 | .709 | 137      | 307 | 444 | 37.0 | 189 | 2 | 168 | 111 | 61  | 87  | 942 | 78.5 |  |  |
| Opponents..... |                     | 12    | 2400 | 309-736 |        | .420 | 80-272  | .294 | 122-182 | .670 | 150      | 293 | 443 | 36.9 | 246 | 4 | 163 | 153 | 44  | 63  | 820 | 68.3 |  |  |

| <b>TEAM STATISTICS</b> | <b>IOWA</b> | <b>OPP</b> | <b>Date</b>                                    | <b>Opponent</b>   | <b>Score</b> | <b>Att.</b> |
|------------------------|-------------|------------|--|-------------------|--------------|-------------|
| SCORING                | 942         | 820        | * 12/29/15                                     | MICHIGAN STATE    | w 83-70      | 15400       |
| Points per game        | 78.5        | 68.3       | * 01/02/16                                     | at Purdue         | w 70-63      | 14846       |
| Scoring margin         | +10.2       | -          | * 01/05/16                                     | NEBRASKA          | w 77-66      | 11736       |
| FIELD GOALS-ATT        | 326-716     | 309-736    | * 01/14/16                                     | at Michigan State | w 76-59      | 14797       |
| Field goal pct         | .455        | .420       | * 01/17/16                                     | MICHIGAN          | w 82-71      | 15400       |
| 3 POINT FG-ATT         | 95-240      | 80-272     | * 01/21/16                                     | at RUTGERS        | w 90-76      | 4209        |
| 3-point FG pct         | .396        | .294       | * 01/24/16                                     | PURDUE            | w 83-71      | 15400       |
| 3-pt FG made per game  | 7.9         | 6.7        | * 01/28/16                                     | at Maryland       | L 68-74      | 17950       |
| FREE THROWS-ATT        | 195-275     | 122-182    | * 01/31/16                                     | NORTHWESTERN      | w 85-71      | 15400       |
| Free throw pct         | .709        | .670       | * 02/03/16                                     | PENN STATE        | w 73-49      | 12596       |
| F-Throws made per game | 16.3        | 10.2       | * 02/07/16                                     | at Illinois       | w 77-65      | 13849       |
| REBOUNDS               | 444         | 443        | * 2/11/16                                      | at Indiana        | L 78-85      | 17472       |
| Rebounds per game      | 37.0        | 36.9       |  |                   |              |             |
| Rebounding margin      | +0.1        | -          | ^ = Advocare Invitational - Orlando, Florida   |                   |              |             |
| ASSISTS                | 168         | 163        | # = Hy-Vee Big Four Classic - Des Moines, Iowa |                   |              |             |
| Assists per game       | 14.0        | 13.6       | * = Conference game                            |                   |              |             |
| TURNOVERS              | 111         | 153        |  |                   |              |             |
| Turnovers per game     | 9.3         | 12.8       |  |                   |              |             |
| Turnover margin        | +3.5        | -          |  |                   |              |             |
| Assist/turnover ratio  | 1.5         | 1.1        |  |                   |              |             |
| STEALS                 | 87          | 63         |  |                   |              |             |
| Steals per game        | 7.3         | 5.3        |  |                   |              |             |
| BLOCKS                 | 61          | 44         |  |                   |              |             |
| Blocks per game        | 5.1         | 3.7        |  |                   |              |             |
| ATTENDANCE             | 85932       | 83123      |  |                   |              |             |
| Home games-Avg/Game    | 6-14322     | 6-13854    |  |                   |              |             |
| Neutral site-Avg/Game  | -           | 0-0        |  |                   |              |             |

| <b>Score by Periods</b> | <b>1st</b> | <b>2nd</b> | <b>Totals</b> |
|-------------------------|------------|------------|---------------|
| Iowa                    | 449        | 493        | 942           |
| Opponents               | 379        | 441        | 820           |

**IOWA HAWKEYE BASKETBALL**  
**Iowa Combined Team Statistics (as of Feb 11, 2016)**  
**All games**

| <b>RECORD:</b> | <b>OVERALL</b> | <b>HOME</b> | <b>AWAY</b> | <b>NEUTRAL</b> |
|----------------|----------------|-------------|-------------|----------------|
| ALL GAMES      | 19-5           | 12-0        | 5-3         | 2-2            |
| CONFERENCE     | 10-2           | 6-0         | 4-2         | 0-0            |
| NON-CONFERENCE | 9-3            | 6-0         | 1-1         | 2-2            |

| ##             | Player              | gp-gs | min  | avg  | Total    |      | 3-Point |      | F-Throw |      | Rebounds |     |     |      | pf  | dq | a   | to  | blk | stl | pts  | avg  |
|----------------|---------------------|-------|------|------|----------|------|---------|------|---------|------|----------|-----|-----|------|-----|----|-----|-----|-----|-----|------|------|
|                |                     |       |      |      | fg-fga   | fg%  | 3fg-fga | 3fg% | ft-fga  | ft%  | off      | def | tot | avg  |     |    |     |     |     |     |      |      |
| 20             | Uthoff, Jarrod      | 24-24 | 727  | 30.3 | 159-343  | .464 | 49-111  | .441 | 80-96   | .833 | 40       | 113 | 153 | 6.4  | 39  | 0  | 29  | 22  | 68  | 18  | 447  | 18.6 |
| 14             | Jok, Peter          | 23-23 | 601  | 26.1 | 121-274  | .442 | 55-133  | .414 | 55-67   | .821 | 20       | 57  | 77  | 3.3  | 53  | 0  | 35  | 27  | 1   | 33  | 352  | 15.3 |
| 05             | Clemmons, Anthony   | 24-24 | 690  | 28.8 | 80-178   | .449 | 22-69   | .319 | 35-55   | .636 | 10       | 56  | 66  | 2.8  | 42  | 0  | 89  | 35  | 6   | 29  | 217  | 9.0  |
| 10             | Gesell, Mike        | 24-24 | 710  | 29.6 | 71-163   | .436 | 12-31   | .387 | 56-79   | .709 | 11       | 71  | 82  | 3.4  | 46  | 0  | 145 | 51  | 5   | 30  | 210  | 8.8  |
| 34             | Woodbury, Adam      | 24-24 | 578  | 24.1 | 79-138   | .572 | 0-0     | .000 | 50-67   | .746 | 68       | 123 | 191 | 8.0  | 57  | 1  | 22  | 29  | 8   | 12  | 208  | 8.7  |
| 25             | Uhl, Dom            | 24-1  | 438  | 18.3 | 59-132   | .447 | 23-48   | .479 | 27-44   | .614 | 31       | 62  | 93  | 3.9  | 31  | 0  | 21  | 19  | 10  | 11  | 168  | 7.0  |
| 01             | Jones, Dale         | 6-0   | 78   | 13.0 | 12-30    | .400 | 9-20    | .450 | 0-0     | .000 | 2        | 16  | 18  | 3.0  | 11  | 0  | 3   | 4   | 2   | 1   | 33   | 5.5  |
| 51             | Baer, Nicholas      | 24-0  | 356  | 14.8 | 44-89    | .494 | 22-51   | .431 | 7-11    | .636 | 23       | 40  | 63  | 2.6  | 33  | 0  | 13  | 11  | 18  | 17  | 117  | 4.9  |
| 24             | Ellingson, Brady    | 24-0  | 238  | 9.9  | 28-59    | .475 | 12-43   | .279 | 7-10    | .700 | 2        | 16  | 18  | 0.8  | 21  | 0  | 12  | 10  | 0   | 5   | 75   | 3.1  |
| 00             | Wagner, Ahmad       | 23-0  | 220  | 9.6  | 22-33    | .667 | 0-1     | .000 | 18-30   | .600 | 19       | 34  | 53  | 2.3  | 39  | 2  | 6   | 8   | 11  | 9   | 62   | 2.7  |
| 02             | Fleming, Andrew     | 10-0  | 79   | 7.9  | 7-21     | .333 | 3-12    | .250 | 5-10    | .500 | 2        | 7   | 9   | 0.9  | 6   | 0  | 11  | 9   | 1   | 0   | 22   | 2.2  |
| 23             | Ukah, Okey          | 7-0   | 20   | 2.9  | 4-7      | .571 | 0-0     | .000 | 0-2     | .000 | 1        | 1   | 2   | 0.3  | 5   | 0  | 0   | 0   | 1   | 2   | 8    | 1.1  |
| 11             | Williams, Christian | 13-0  | 63   | 4.8  | 4-15     | .267 | 1-3     | .333 | 2-3     | .667 | 6        | 4   | 10  | 0.8  | 2   | 0  | 4   | 4   | 0   | 2   | 11   | 0.8  |
| 03             | Soukup, Michael     | 5-0   | 14   | 2.8  | 1-4      | .250 | 1-3     | .333 | 0-1     | .000 | 0        | 1   | 1   | 0.2  | 0   | 0  | 2   | 0   | 0   | 0   | 3    | 0.6  |
| 13             | Soukup, Steven      | 5-0   | 13   | 2.6  | 0-4      | .000 | 0-2     | .000 | 0-0     | .000 | 0        | 4   | 4   | 0.8  | 1   | 0  | 1   | 0   | 0   | 0   | 0    | 0.0  |
| Team           |                     |       |      |      |          |      |         |      |         |      | 43       | 40  | 83  |      |     |    | 9   |     |     |     |      |      |
| Total.....     |                     | 24    | 4825 |      | 691-1490 | .464 | 209-527 | .397 | 342-475 | .720 | 278      | 645 | 923 | 38.5 | 386 | 3  | 393 | 238 | 131 | 169 | 1933 | 80.5 |
| Opponents..... |                     | 24    | 4825 |      | 608-1491 | .408 | 168-565 | .297 | 251-371 | .677 | 301      | 596 | 897 | 37.4 | 458 | 9  | 318 | 319 | 66  | 125 | 1635 | 68.1 |

| <b>TEAM STATISTICS</b> | <b>IOWA</b> | <b>OPP</b> | <b>Date</b> | <b>Opponent</b>   | <b>Score</b> | <b>Att.</b> |
|------------------------|-------------|------------|-------------|-------------------|--------------|-------------|
| SCORING                | 1933        | 1635       | 11/13/15    | GARDNER-WEBB      | w 76-59      | 14209       |
| Points per game        | 80.5        | 68.1       | 11/15/15    | COPPIN STATE      | w 103-68     | 12350       |
| Scoring margin         | +12.4       | -          | 11/19/15    | at Marquette      | w 89-61      | 13297       |
| FIELD GOALS-ATT        | 691-1490    | 608-1491   | ^ 11/26/15  | vs DAYTON         | L 77-82      | 4871        |
| Field goal pct         | .464        | .408       | ^ 11/27/15  | vs NOTRE DAME     | L 62-68      | 4508        |
| 3 POINT FG-ATT         | 209-527     | 168-565    | ^ 11/29/15  | vs WICHITA STATE  | w 84-61      | 2031        |
| 3-point FG pct         | .397        | .297       | 12/02/15    | FLORIDA STATE     | Wot 78-75    | 11247       |
| 3-pt FG made per game  | 8.7         | 7.0        | 12/05/15    | UMKC              | w 95-75      | 11763       |
| FREE THROWS-ATT        | 342-475     | 251-371    | 12/07/15    | WESTERN ILLINOIS  | w 90-56      | 11395       |
| Free throw pct         | .720        | .677       | 12/10/15    | at Iowa State     | L 82-83      | 14384       |
| F-Throws made per game | 14.3        | 10.5       | # 12/19/15  | vs Drake          | w 70-64      | 15424       |
| REBOUNDS               | 923         | 897        | 12/22/15    | TENNESSEE TECH    | w 85-63      | 14432       |
| Rebounds per game      | 38.5        | 37.4       | * 12/29/15  | MICHIGAN STATE    | w 83-70      | 15400       |
| Rebounding margin      | +1.1        | -          | * 01/02/16  | at Purdue         | w 70-63      | 14846       |
| ASSISTS                | 393         | 318        | * 01/05/16  | NEBRASKA          | w 77-66      | 11736       |
| Assists per game       | 16.4        | 13.3       | * 01/14/16  | at Michigan State | w 76-59      | 14797       |
| TURNOVERS              | 238         | 319        | * 01/17/16  | MICHIGAN          | w 82-71      | 15400       |
| Turnovers per game     | 9.9         | 13.3       | * 01/21/16  | at RUTGERS        | w 90-76      | 4209        |
| Turnover margin        | +3.4        | -          | * 01/24/16  | PURDUE            | w 83-71      | 15400       |
| Assist/turnover ratio  | 1.7         | 1.0        | * 01/28/16  | at Maryland       | L 68-74      | 17950       |
| STEALS                 | 169         | 125        | * 01/31/16  | NORTHWESTERN      | w 85-71      | 15400       |
| Steals per game        | 7.0         | 5.2        | * 02/03/16  | PENN STATE        | w 73-49      | 12596       |
| BLOCKS                 | 131         | 66         | * 02/07/16  | at Illinois       | w 77-65      | 13849       |
| Blocks per game        | 5.5         | 2.8        | * 2/11/16   | at Indiana        | L 78-85      | 17472       |
| ATTENDANCE             | 161328      | 137638     |             |                   |              |             |
| Home games-Avg/Game    | 12-13444    | 8-13850    |             |                   |              |             |
| Neutral site-Avg/Game  | -           | 4-6708     |             |                   |              |             |

^ = Advocare Invitational - Orlando, Florida  
# = Hy-Vee Big Four Classic - Des Moines, Iowa  
\* = Conference game

| <b>Score by Periods</b> | <b>1st</b> | <b>2nd</b> | <b>OT</b> | <b>Totals</b> |
|-------------------------|------------|------------|-----------|---------------|
| Iowa                    | 947        | 971        | 15        | 1933          |
| Opponents               | 745        | 878        | 12        | 1635          |