

2015-16 IOWA HAWKEYE BASKETBALL GAME NOTES



3 Final Fours
8 Big Ten Championships
2 Big Ten Tournament Titles
24 NCAA Tournaments

GAME 17 // MICHIGAN (13-4, 3-1) at #16/19 IOWA (13-3, 4-0)
Sunday, Jan. 17, 2016 • 3:36 p.m. (CT)
Iowa City, Iowa • Mediacom Court at Carver-Hawkeye Arena (15,400)
Radio: Hawkeye Radio Network; Sirius 93 and XM 195
Radio Talent: Gary Dolphin (play-by-play), Bob Hansen (analyst)
TV: BTN (BTN2GO)
Announcers: Jeff Levering and Jon Crispin
Live Stats / Audio: hawkeyesports.com
Tickets: \$33 for adults and \$20 for youth/UI Students (*standing room only remain*)

Iowa Athletic Communications
 5300 Carver-Hawkeye Arena, Iowa City, IA 52242
 Phone: 319-335-9411 • Fax: 319-335-9417
hawkeyesports.com • hawkeyebasketball.com
MBB CONTACT: MATTHEW WEITZEL
 office: 319-335-6590 • cell: 319-430-8176
 email: matthew-weitzel@hawkeyesports.com
 Twitter: @BigWeitz

2015-16 Schedule / Results
13-3 Overall, 4-0 Big Ten

Nov. 13	Gardner-Webb	W, 76-59
Nov. 15	Coppin State	W, 103-68
Nov. 19	at Marquette ^	W, 89-61
Nov. 26	vs. Dayton #	L, 77-82
Nov. 27	vs. #17/18 Notre Dame #	L, 62-68
Nov. 29	vs. #20/20 Wichita State #	W, 84-61
Dec. 2	Florida State %	W, 78-75 (OT)
Dec. 5	UMKC	W, 95-75
Dec. 7	Western Illinois	W, 90-56
Dec. 10	at #2/4 Iowa State +	L, 82-83
Dec. 19	vs. Drake *	W, 70-64
Dec. 22	Tennessee Tech	W, 85-63
Dec. 29	#1/1 Michigan State	W, 83-70
Jan. 2	at #14/14 Purdue	W, 70-63
Jan. 5	Nebraska	W, 77-66
Jan. 14	at #4/4 Michigan State	W, 76-59
Jan. 17	Michigan	3:36 p.m.
Jan. 21	at Rutgers	6 p.m.
Jan. 24	Purdue	Noon
Jan. 28	at Maryland	6 p.m.
Jan. 31	Northwestern	2 p.m.
Feb. 3	Penn State	6 p.m.
Feb. 7	at Illinois	Noon
Feb. 11	at Indiana	8 p.m.
Feb. 14	Minnesota	6:30 p.m.
Feb. 17	at Penn State	5:30 p.m.
Feb. 24	Wisconsin	8 p.m.
Feb. 27/28	at Ohio State	TBD
March 1	Indiana	8 p.m.
March 5	at Michigan	7 p.m.

all times listed are central

^ -- Gavitt Games
 # -- Advocate Invitational - Orlando, Florida
 % -- Big Ten/ACC Challenge
 + -- Iowa Corn Cy-Hawk Series
 * -- Hy-Vee Big Four Classic - Des Moines, Iowa

Pronunciation Guide

Kirk Speraw	SPEAR-awe
Mike Gesell	GAH-zelle
Peter Jok	JOCK
Michael/Steven Soukup	SOH-cup
Okey Ukah	Oh-Kay Ooh-kuh
Dom Uhl	YULE
Jarrold Uthoff	YOU-toff

AP 16
 USA 19
 RPI 9

IOWA HAWKEYES

2015-16 Record: 13-3
Big Ten Record: 4-0
Head Coach: Fran McCaffery
Career Record: 360-255 (20th year)
Iowa Record: 109-78 (6th year)

STATISTICAL LEADERS
Points: Jarrod Uthoff (18.4)
Rebounds: Adam Woodbury (6.4)
Assists: Mike Gesell (6.9)
Steals: Peter Jok (1.4)
Blocks: Jarrod Uthoff (3.25)

GAME INFORMATION

Date: Sunday, Jan. 17, 2016
Tip-off: 3:36 p.m. (CT)
Location: Iowa City, Iowa
Arena: Carver-Hawkeye Arena
TV: BTN (BTN2GO)
Radio: Sirius 93 & XM 195;
Hawkeye Radio Network
 WMT-AM 600 (Cedar Rapids)
 WHO-AM 1040 (Des Moines)
 KXIC-AM 800 (Iowa City)

SERIES

Series: Michigan leads, 91-60
at Iowa City: Series tied, 36-36
Last Meeting: Feb. 5, 2015 (UI, 72-54)
McCaffery vs. Michigan: 2-4
Beilein vs. Iowa: 10-4

MULTIMEDIA

Audio / Live Stats: hawkeyesports.com
Twitter Updates: @IowaHoops

AP NR
 USA NR
 RPI 37

MICHIGAN WOLVERINES

2015-16 Record: 13-4
Big Ten Record: 3-1
Head Coach: John Beilein
Career Record: 730-342 (38th year)
UM Record: 179-114 (9th year)

STATISTICAL LEADERS
Points: Caris LeVert (17.6)
Rebounds: Derrick Walton (5.5)
Assists: Caris LeVert (5.2)
Steals: Derrick Walton (1.6)
Blocks: Mark Donnal (0.6)

Game #17 Opening Tip

- Whiteout! Fans are encouraged to wear white clothing to Sunday's game.
- Iowa has won 10 consecutive Big Ten regular season games dating back to last year, its longest such streak since the 1969-70 conference season (14-0).
- Iowa has won 11 straight home games, dating back to last February. The Hawkeyes are 8-0, averaging 85.9 points per game, inside Carver-Hawkeye Arena this season.
- Iowa's 4-0 start in the Big Ten is its best since the 1998-99 season (4-0).
- Mike Gesell is the reigning B1G Player of the Week after posting 22 points & 10 assists vs. Nebraska.
- Iowa has become the first team since Duke and Kentucky in 1965 to beat the same top-5 opponent by 10 in same year (No. 1 and No. 4 Michigan State by 13 and 17 points, respectively).
- Jarrod Uthoff is the only player in the nation with 285+ points, 100+ rebounds, and 50+ blocks.
- Iowa has had nine different players score in double digits at least once this season. Senior Jarrod Uthoff has reached double figures in every game.
- Iowa's three losses have come by a combined 12 points, including a one-point loss at Iowa St.
- Iowa is 46-7 when scoring 80 points or more, the last six seasons. The Hawkeyes are 59-2 when holding opponents to fewer than 61 points, the last six years.

Iowa Projected Starting Lineup

 G • 10 • Mike Gesell 6-2 • 190 • Sr. • South Sioux City, NE PTS 9.8 AST 6.9 FG% .477 FT% .732	 G • 14 • Peter Jok 6-6 • 205 • Jr. • West Des Moines, IA PTS 13.8 REB 3.2 FG% .409 FT% .838
 G • 5 • Anthony Clemmons 6-2 • 200 • Sr. • Lansing, MI PTS 8.0 REB 2.4 FG% .429 FT% .613	 F • 20 • Jarrod Uthoff 6-9 • 221 • Sr. • Cedar Rapids, IA PTS 18.4 REB 6.4 FG% .484 FT% .810
 C • 34 • Adam Woodbury 7-1 • 250 • Sr. • Sioux City, IA PTS 8.3 REB 6.3 FG% .532 FT% .780	

Inside The Numbers

	IOWA	MICH
Scoring Average	81.1	78.2
Scoring Defense	67.1	62.8
Scoring Margin	+14.0	+15.4
FG%	.465	.499
FG% Defense	.401	.415
FT%	.726	.716
3-PT FG%	.402	.426
3-PT FG% Defense	.296	.346
Rebound Margin	+1.6	+0.9
Assists Per Game	17.7	16.2
Turnovers Per Game	10.3	9.8
Steals Per Game	6.9	6.1
Blocks Per Game	6.3	2.5

Miscellaneous Statistics

Double-Figure Scoring Games...					
Player	12-13	13-14	14-15	15-16	Career
Jarrold Uthoff	---	11	23	16	50
Mike Gesell	14	14	10	7	45
Peter Jok	---	7	11	9	27
Adam Woodbury	6	4	9	7	26
Anthony Clemmons	4	1	5	7	17
Dom Uhl	---	---	1	6	7
Nicholas Baer	---	---	---	4	4
Dale Jones	---	---	---	1	1
Brady Ellingson	---	---	---	1	1

20-Point Scoring Games...					
Player	12-13	13-14	14-15	15-16	Career
Jarrold Uthoff	---	---	4	7	11
Peter Jok	---	---	---	4	4
Mike Gesell	1	---	---	2	3
Brady Ellingson	---	---	---	1	1

Double-Figure Rebounding Games...					
Player	12-13	13-14	14-15	15-16	Career
Jarrold Uthoff	---	2	4	1	7
Adam Woodbury	---	1	2	2	5
Dom Uhl	---	---	---	1	1

Double-Doubles...					
Player	12-13	13-14	14-15	15-16	Career
Jarrold Uthoff	---	2	2	1	5
Adam Woodbury	---	---	2	2	4
Dom Uhl	---	---	---	1	1
Mike Gesell	---	---	---	1	1

4+ Three-Pointer Games...					
Player	12-13	13-14	14-15	15-16	Career
Jarrold Uthoff	---	---	3	3	6
Mike Gesell	1	1	---	---	2
Peter Jok	---	---	1	2	3
Dale Jones	---	---	---	1	1
Nicholas Baer	---	---	---	1	1

5+ Assists Games...					
Player	12-13	13-14	14-15	15-16	Career
Mike Gesell	5	13	12	10	40
Anthony Clemmons	9	2	1	6	18
Jarrold Uthoff	---	---	2	---	2
Adam Woodbury	---	---	1	---	1

3+ Steals Games...					
Player	12-13	13-14	14-15	15-16	Career
Mike Gesell	4	2	1	4	11
Anthony Clemmons	4	---	1	3	8
Jarrold Uthoff	---	---	5	---	5
Peter Jok	---	---	2	2	4
Adam Woodbury	---	1	1	---	2
Dom Uhl	---	---	---	1	1

3+ Blocks Games...					
Player	12-13	13-14	14-15	15-16	Career
Jarrold Uthoff	---	---	6	9	15
Adam Woodbury	3	---	---	---	3
Dom Uhl	---	---	---	---	1
Nicholas Baer	---	---	---	1	1

2015-16 Margin of Victory/Defeat

Points	1	2	3	4	5	6	7	8	9	10+	15+	20+
Wins	0	0	1	0	0	1	1	0	0	2	2	6
Losses	1	0	0	0	1	1	0	0	0	0	0	0

THE SETTING

No. 16/19 Iowa (13-3, 4-0), winners of six straight, returns home Sunday to host the Michigan Wolverines (13-4, 3-1). Tipoff is scheduled for 3:36 p.m. (CT) on Mediacom Court at Carver-Hawkeye Arena (15,400).

Only standing room only tickets remain for the contest. A sellout is expected.

ON THE AIR

Radio: Sunday afternoon's game will be broadcast on the Hawkeye Radio Network. Gary Dolphin will handle the play-by-play, along with color commentator Bob Hansen. The network includes more than 40 stations that blanket the state of Iowa and include portions of Illinois, Nebraska, Minnesota, Missouri, and Wisconsin. The Hawkeye Radio Network coverage includes a 60-minute pregame show.

TV: Sunday afternoon's game will be televised to a national audience on BTN (BTN2GO). Jeff Levering and Jon Crispin will call the action.

GESELL PUTTING UP CAREER NUMBERS. NAMED BIG TEN PLAYER OF THE WEEK

Fourth-year starter Mike Gesell is having a career season leading the team at point guard. The native of South Sioux City, Nebraska, is averaging career bests in scoring (9.8), rebounds (3.5), assists (6.9), field goal percentage (.477), 3-point accuracy (.476), and assist-to-turnover ratio (3.33).

Gesell was named Big Ten Player of the Week last Monday after posting his first career double-double (22 points and 10 assists) in a 77-66 victory over Nebraska on Jan. 5. The win improved Iowa to 3-0 in league play, its best start since the 2002-03 season. Gesell matched career highs in free throw's made (11) and attempted (13). He scored 19 of his 22 points and dished out seven of his 10 assists in the second half.

After netting a career-best 25 points (7-of-10 FG, 11-of-13 FT) to lift Iowa to an 83-70 win over No. 1 Michigan State, the senior had seven points, seven rebounds, and seven assists in Iowa's victory at No. 14 Purdue on Jan. 2. His efforts earned him national and Big Ten player of the week honors Monday by the website *College Sports Madness*.

UTHOFF NAMED TO MID-SEASON LISTS

Senior forward Jarrod Uthoff has been named to a couple mid-season All-American lists after averaging 18.4 points, 6.4 rebounds, and 3.25 blocks after 16 games. NBC and ESPN both named the 6-foot-9, 221-pound forward to their second team list.

Uthoff was also named to the Wooden Award Midseason Top 25 List and is one of 31 players nationally named to the Lute Olson Award Watch List. The leading candidates for the Wooden Award will be pared to 20 top players in early February.

2015-16 Iowa Hawkeye Roster

No.	Name	Pos.	Ht.	Wt.	Yr.	Hometown (High School/College)
0	Ahmad Wagner	F	6-7	225	Fr.	Yellow Springs, Ohio (Wayne)
1	Dale Jones	F	6-7	220	Jr.	Waterloo, Iowa (Waterloo West/Tyler JC, Texas)
2	Andrew Fleming	G	6-5	206	Fr.	Nashville, Tenn. (Oak Hill Academy, Va.)
3	Michael Soukup	G	6-4	165	Jr.	Danville, Iowa (Danville/Southeastern CC)
4	Isaiah Moss	G	6-5	200	Fr.	Chicago, Ill. (Simeon)
5	Anthony Clemmons	G	6-2	200	Sr.	Lansing, Mich. (Sexton)
10	Mike Gesell	G	6-2	190	Sr.	South Sioux City, Neb. (South Sioux City)
11	Christian Williams	G	6-6	200	Fr.	Decatur, Ill. (St. Teresa)
13	Steven Soukup	G	6-4	175	Jr.	Danville, Iowa (Danville/Southeastern CC)
14	Peter Jok	G	6-6	205	Jr.	West Des Moines, Iowa (Valley)
20	Jarrold Uthoff	F	6-9	221	Sr.	Cedar Rapids, Iowa (Jefferson/Wisconsin)
23	Okey Ukah	F	6-7	218	Sr.	Iowa City, Iowa (West/Kirkwood CC)
24	Brady Ellingson	G	6-4	190	Fr. [^]	Sussex, Wis. (Sussex)
25	Dom Uhl	F	6-9	215	So.	Frankfurt, Germany (Point Pleasant Beach, N.J.)
30	Brandon Hutton	F	6-5	218	Fr.	Chicago, Ill. (De La Salle)
34	Adam Woodbury	C	7-1	250	Sr.	Sioux City, Iowa (East)
51	Nicholas Baer	F	6-7	200	Fr. [^]	Bettendorf, Iowa (Bettendorf)

Head Coach: Fran McCaffery

Assistant Coaches: Kirk Speraw, Sherman Dillard, Andrew Francis

Head Coach Fran McCaffery

Fran McCaffery, who is signed through the 2020 season, is in his sixth season as the head basketball coach at the University of Iowa and his 20th year overall as a college head coach. McCaffery has reached the 20-win plateau seven of the last nine seasons, including the last three years.

McCaffery spent five seasons (2005-10) as the head coach at Siena, six years at UNC-Greensboro (1999-2005) and three seasons at Lehigh (1985-88) before joining the Hawkeyes.

McCaffery has three decades of Division I coaching experience. He completed his 33rd season as a collegiate coach in 2015, which includes 19 years as a head coach and 14 as an assistant. McCaffery is one of 12 coaches to lead four different Division I teams to the NCAA Tournament.

McCaffery, 56, holds a career mark of 360-255 (.585) and guided his teams to 10 postseason appearances (seven NCAA and three NIT). He is 109-78 (.583) at Iowa, winning game No. 100 vs. Wichita State on Nov. 29.

Since taking over the Iowa program in 2010, the Hawkeyes have earned four postseason tournament berths (2 NCAA, 2 NIT). McCaffery coached Iowa to 25 victories in 2013, equaling the second-most win total in program history. McCaffery has guided two Hawkeyes to All-Big Ten first team laurels, one earned second team accolades, while five were voted on the third team.

McCaffery has posted upper division finishes in each of the past three seasons at Iowa and 15-of-19 seasons as a head coach. He has posted 20 wins or more seven of the last nine seasons, including the last three at Iowa (2013, 2014, and 2015).

McCaffery and the Hawkeyes have made Carver-Hawkeye Arena one of the most feared arenas to play nationally. Fans have embraced McCaffery and his team's style of play with attendance increasing by more than 50 percent since 2010. The Hawkeyes boast a 45-10 home record the last three seasons, which includes a school-record 18 wins in 2014.

McCaffery's five years at Siena were the best in its 70-year history. He led the Saints on an incredible run that ended with three straight Metro Atlantic Athletic Conference championships and NCAA Tournament appearances. In so doing, Siena became the only program in the country to win its regular season and postseason title 2008-10.

McCaffery's Saints owned a 112-51 (.687) record in his five years with the program. He guided the Saints to four consecutive 20-win seasons.

The 2009 MAAC Coach of the Year and 2010 District I Coach of the Year is the third winningest coach, by percentage, in league history (68-22, .756). He is the only coach to guide a MAAC program to two NCAA Tournament wins. McCaffery led his 2008 and 2009 teams to first round NCAA Tournament victories over Vanderbilt and Ohio State, respectively.

In his final two seasons at Siena, he coached the Saints to back-to-back 27-win campaigns and boasted a combined 39-3 (.929) record against MAAC opponents, which included MAAC Tournament contests.

McCaffery began his coaching career as an assistant at Penn (1982-83) and Lehigh (1983-85). After three seasons as head coach at Lehigh, he spent 11 seasons as an assistant at Notre Dame (1988-99).

McCaffery played basketball at Wake Forest his freshman year (1977-78) and then concluded his collegiate playing career at Penn his final three seasons (1979-82).

He earned his B.S. degree in Economics from The Wharton School (Penn) in 1982. McCaffery also earned a Master of Education from Lehigh in 1985.

COACHING HONORS

NABC District I Coach of the Year, 2009-10

MAAC Coach of the Year, 2008-09

HEAD COACHING EXPERIENCE

Lehigh (1985-88):49-39 (.557); 8-6 (.571) League
UNC-Greensboro (1999-05).....90-87 (.508); 49-47 (.510) League
Siena (2005-10)112-51 (.687); 68-22 (.756) League
Iowa (2010-present):.....109-78 (.583); 46-48 (.489) League



McCaffery File

Born: May 23, 1959
Hometown: Philadelphia, Pa.
High School: LaSalle, 1977
College: B.S. in Economics, The Wharton School (Penn), 1982
Master of Education, Lehigh, 1985
Family: Wife, Margaret
Sons, Connor, Patrick and Jonathan Francis
Daughter, Marit Katherine
Brother, Jack (sportswriter in Philadelphia area)

Coaching Honors

MAAC Coach of the Year, 2009

NABC District I Coach of the Year, 2009-10

Coaching History (34 years)

1982-83 Assistant Coach, Penn
1983-85 Assistant Coach, Lehigh
1985-88 Head Coach, Lehigh
1988-99 Assistant Coach, Notre Dame
1999-05 Head Coach, UNC-Greensboro
2005-10 Head Coach, Siena
2010-present Head Coach, University of Iowa

Coaching Chart

Overall (20 seasons): 360-255 (.585)
At Iowa (six seasons): 109-78 (.583)
At Siena (five seasons): 112-51 (.688)
At UNCG (six seasons): 90-87 (.508)
At Lehigh (three seasons): 49-40 (.551)
NCAA Tournament (seven appearances*): 3-7
NIT (three appearances): 5-3

**McCaffery is the first coach to bring three different programs from one-bid leagues to the NCAA Tournament (conferences that sent just one team the year his program advanced).*

McCaffery in Postseason Play

1988 NCAA Tournament - - Lehigh
1989 NCAA Tournament - - Notre Dame
1990 NCAA Tournament - - Notre Dame
1992 NIT - - Notre Dame
1997 NIT - - Notre Dame
2001 NCAA Tournament - - UNC-Greensboro
2002 NIT - - UNC-Greensboro
2008 NCAA Tournament - - Siena
2009 NCAA Tournament - - Siena
2010 NCAA Tournament - - Siena
2012 NIT - - Iowa
2013 NIT - - Iowa
2014 NCAA Tournament - - Iowa
2015 NCAA Tournament - - Iowa

Playing Experience

Wake Forest, 1977-78

Penn, 1979-82

2015-16 Big Ten Standings/Schedule

Team	Big Ten	Pct.	Overall	Pct.
Indiana	4-0	1.000	14-3	.824
IOWA	4-0	1.000	13-3	.813
Maryland	4-1	.800	15-1	.882
Ohio State	4-1	.800	12-6	.667
Michigan	3-1	.750	13-4	.765
Michigan St	3-2	.600	16-2	.889
Northwestern	3-2	.600	15-3	.833
Purdue	3-2	.600	15-3	.833
Nebraska	2-3	.400	10-8	.556
Illinois	1-3	.250	9-8	.529
Penn State	1-4	.200	10-8	.556
Wisconsin	1-4	.200	9-9	.500
Minnesota	0-5	.000	6-11	.353
Rutgers	0-5	.000	6-12	.333

Saturday, January 16

Ohio State at Maryland, 11 a.m. (ESPN2)

Indiana at Minnesota, 11:30 a.m. (BTN)

Nebraska at Illinois, 1:30 p.m. (BTN)

Penn State at Northwestern, 7:30 p.m. (ESPNU)

Sunday, January 17

Michigan State at Wisconsin, 12:30 (CBS)

Michigan at IOWA, 3:30 p.m. (BTN)

Monday, January 18

Purdue at Rutgers, 6 p.m. (BTN)

Tuesday, January 19

Illinois at Indiana, 6 p.m. (ESPN)

Northwestern at Maryland, 7 p.m. (BTN)

All times are central

National Rankings

AP Poll

Jan. 11

- Kansas
- Oklahoma
- Maryland
- Michigan State
- North Carolina
- Villanova
- Xavier
- Miami
- Duke
- SMU
- West Virginia
- West Virginia
- Providence
- Virginia
- Kentucky
- Texas A&M
- Texas A&M
- IOWA**
- Iowa State
- Arizona
- South Carolina
- Pittsburgh
- Louisville
- Baylor
- Butler
- Purdue
- Gonzaga

USA Today Poll

Jan. 11

- Kansas
- Oklahoma
- Maryland
- Michigan State
- North Carolina
- Duke
- Villanova
- Xavier
- Miami
- West Virginia
- Virginia
- Providence
- Kentucky
- Texas A&M
- South Carolina
- Arizona
- Pittsburgh
- Iowa State
- 19. IOWA**
- Louisville
- Gonzaga
- Baylor
- Butler
- Purdue
- Indiana

2015-16 Captains

Iowa captains are seniors Anthony Clemmons, Mike Gesell, Jarrod Uthoff, Adam Woodbury

SCOUTING MICHIGAN

- Michigan has played six of its last eight games at home in Ann Arbor, going 7-1 during that span. The lone setback came at nationally-ranked Purdue (87-70) on Jan. 7.
- The Wolverines notched a 70-67 win over No. 3 Maryland Tuesday evening at the Crisler Center in Ann Arbor. Michigan drained six more 3-pointers than Maryland (12-6) en route to victory. Guard Zak Irvin sank five of the 12 triples, leading the team with 22 points. Guard Derrick Walton posted a double-double (12 points and 10 rebounds).
- Three Wolverines average in double figures: Caris LeVert (17.6), Duncan Robinson (12.1), and Derrick Walton (10.2). LeVert has missed the last three games since sustaining an injury in late December.
- Forty-two percent of Michigan's offensive production come via the 3-ball, making 186 triples (558) and totaling 1,329 points this season. Michigan ranks first in the league and 4th nationally in triples per game (10.9), while the Wolverines rank second in the conference in 3-point field goal percentage (.426).
- Junior Mark Donnal (6.7 ppg and 3.6 rpg) is the younger brother of Andrew Donnal, who was an offensive lineman at Iowa (2012-14). Donnal ranks third in the Big Ten in rebounding, averaging 7.8 boards per game in league play.
- Michigan assistant coach LaVall Jordan previously served as an Iowa assistant coach for three seasons (2007-10).
- John Bielein is in his 38th season as head coach (730-342) and his ninth at Michigan (179-114).

STEADY IMPROVEMENT...

Since Fran McCaffery was named head coach at Iowa in 2010, he has guided the Hawkeyes to improvement each season.

Year	Record	Big Ten Finish	Postseason
2011	11-20	4-14 (10th)	N/A
2012	18-17	8-10 (T-7th)	NIT Second Round
2013	25-13	9-9 (6th)	NIT runners-up
2014	20-13	9-9 (6th)	NCAA First Round
2015	22-12	12-6 (T-3rd)	NCAA Third Round

RETURNING STARTS

Iowa returns 134 of a possible 170 starting positions from the previous year (78.8 percent), the second-highest total during the Fran McCaffery era.

Iowa's starting five (Mike Gesell, Anthony Clemmons, Peter Jok, Jarrod Uthoff, Adam Woodbury) have a combined 19 years of college basketball experience.

Season	Ret. Starts From Previous Year	Final Record
2015-16	134 of 170 (78.82 percent)	TBD
2014-15	100 of 165 (60.6 percent)	22-12
2013-14	183 of 190 (96.3 percent)	20-13
2012-13	118 of 175 (67.4 percent)	25-13
2011-12	119 of 155 (76.8 percent)	18-17
2010-11	126 of 160 (78.75 percent)	11-20

LEADING THE TEAM

Following is the number of times a player led Iowa in scoring, rebounding, assists and steals. If two or more players tied for the team lead, all were credited for that game:

Player	Scoring	Rebounding	Assists	Blocks	Steals
Peter Jok	4	1	---	---	4
Adam Woodbury	---	5	---	---	2
Anthony Clemmons	---	---	5	---	4
Mike Gesell	2	---	10	---	5
Jarrod Uthoff	6	5	---	12	2
Dom Uhl	---	3	---	3	1
Ahmad Wagner	---	1	---	2	2
Brady Ellingson	2	---	---	---	1
Dale Jones	---	1	---	---	---
Nicholas Baer	1	1	---	3	2

ALL-TIME SERIES RECORDS

Michigan holds a 91-60 advantage in the series that began with a 19-15 Wolverine win in 1912. The Wolverines have won 11 of the last 15, but the Hawkeyes have won the last two meetings. Iowa won the only meeting a year ago, 72-54, in Ann Arbor.

The series is tied, 36-36, in games played in Iowa City. Iowa holds a 15-13 edge in games played in Carver-Hawkeye Arena. Sunday will be the Wolverines' first visit to Carver-Hawkeye Arena since an 85-67 loss to Iowa on Feb. 8, 2014.

Three of the last five Iowa-Michigan games played in Iowa City have gone to overtime, dating back to 2009. Iowa won two of those three overtime contests.

LAST MEETING AGAINST MICHIGAN

- Iowa scored the last 12 points of the first half, holding Michigan scoreless the last 6:57 of the half en route to a 72-54 win in Ann Arbor on Feb 5, 2015. The Hawkeyes, who won its first game in Ann Arbor since 2008, handed the Wolverines their largest home defeat since 2010.
- Iowa's 18-point win was its largest against Michigan in Ann Arbor since winning by 18 on Feb. 8, 1954.
- All five Hawkeye starters reached double figures in scoring for the first time in a conference game since Feb. 7, 2004 (versus Indiana). Jarrod Uthoff paced the Hawkeyes with 16 points, followed by Mike Gesell (14), Aaron White (13), Adam Woodbury (11), and Peter Jok (10).
- Iowa shot a season-best 63 percent (32-of-51) from the field, including a blistering 72 percent (18-of-25) in the second half.
- Iowa dominated the frontcourt, outscoring Michigan 42-16 in the paint, and owning a 33-17 advantage on the glass.
- Center Adam Woodbury collected six assists to go along with his 11 points. Woodbury became just the third Big Ten 7-footer to post 10+ points and 6+ assists in a game since 1996-97.
- Both teams possessed the ball recording six turnovers each.
- Aubrey Dawkins led Michigan with 16 points. Caris LeVert nor Derrick Walton played in last year's game against Iowa due to injuries.

DIALING IT UP FROM LONG DISTANCE

Iowa averaged 5.6 3-pointers made per game a year ago. Through 16 games this season, the Hawkeyes are averaging nine triples, which ranks fourth in the Big Ten and 34th nationally.

Iowa made 12 triples in four games this season (Coppin State, Marquette, Dayton, and UMKC). The last time the Hawkeyes made 12+ 3-pointers in a game four times in a season was in 2009-10 (five times). Additionally, six of Iowa's top 10 treys made in a game during the McCaffery era have occurred the first 15 games this season.

Last year, Iowa shot 33.3 percent from behind the arc, which ranked 11th in the league. This season, the Hawkeyes are shooting at a 40 percent clip -- 15th best in the nation.

IOWA OVERWHELMS MICHIGAN STATE IN EAST LANSING

- Iowa completed the season sweep over Michigan State for the first time since the 1992-93 season with a dominating, 76-59, victory over the fourth-ranked Spartans in East Lansing Thursday. It snapped an 18-game losing skid at the Breslin Center.
- Iowa outscored Michigan State 35-14 the last 16:07 of the first half to build a 22-point halftime advantage (47-25). The 22-point deficit was Michigan State's largest at home since at least the 1996-97 season and its biggest anywhere in the regular season since trailing at Michigan by 23 points at halftime in 1997.
- Iowa's 17-point win over Michigan State is its largest victory over the Spartans in East Lansing since a 75-57 win March 12, 1983.
- Jarrod Uthoff (15 points, 10 rebounds) recorded his fifth career double-double and first of the season. Peter Jok led the Hawkeyes, offensively, with 23 points, while Lansing native Anthony Clemmons tied a season high with 13 points.
- Iowa made 10 treys, nine in the first half, while holding the Spartans to an opponent season-low 19 percent (4-of-21) from 3-point range.
- MSU entered the game averaging a Big Ten-best +13.6 rebounding margin; Iowa outrebound the Spartans by four (39-35).
- The Hawkeyes only turned the ball over nine times, once in the second half, marking the sixth time this season and third straight game that Iowa had nine or fewer turnovers in game.
- Michigan State has played 18 games this season and lost only twice -- both times to the Hawkeyes.
- Sixteen of the 17 Hawkeyes on the active roster were not born the last time Iowa won at Michigan State (Okey Ukah).

Six-Game Win Streak Statistics

#	Player	gp-gs	min	avg	Total			3-Point		F-Throw		Rebounds				pf	dq	a	to	blk	stl	pts	avg
					fg-fga	fg%	3fg-fga	3fg%	ft-fa	ft%	off	def	tot	avg									
20	Uthoff, Jarrod	6-6	178	29.7	34-80	.425	8-25	.320	22-27	.815	6	29	35	5.8	16	0	7	10	24	5	98	16.3	
14	Jok, Peter	6-6	167	27.8	30-76	.395	13-36	.361	13-16	.813	7	12	19	3.2	13	0	12	2	0	9	86	14.3	
10	Gesell, Mike	6-6	182	30.3	26-43	.605	4-6	.667	25-33	.758	2	22	24	4.0	13	0	40	8	3	5	81	13.5	
51	Baer, Nicholas	6-0	123	20.5	21-33	.636	8-14	.571	5-8	.625	8	18	26	4.3	11	0	6	4	12	6	55	9.2	
05	Clemmons, Anthony	6-6	159	26.5	16-41	.390	6-19	.316	6-12	.500	1	12	13	2.2	9	0	13	7	1	5	44	7.3	
25	Uhl, Dom	6-0	122	20.3	15-38	.395	8-13	.615	6-8	.750	13	18	31	5.2	7	0	5	4	3	3	44	7.3	
34	Woodbury, Adam	6-6	139	23.2	16-35	.457	0-0	.000	5-9	.556	14	19	33	5.5	13	0	5	5	2	3	37	6.2	
24	Ellingson, Brady	6-0	59	9.8	4-9	.444	2-7	.286	0-0	.000	0	2	2	0.3	4	0	0	3	0	1	10	1.7	
11	Williams, Christian	2-0	10	5.0	0-0	.000	0-0	.000	2-2	1.000	1	0	1	0.5	2	0	1	1	0	2	2	1.0	
00	Wagner, Ahmad	6-0	46	7.7	1-4	.250	0-0	.000	2-5	.400	4	8	12	2.0	4	0	0	2	4	2	4	0.7	
02	Fleming, Andrew	1-0	7	7.0	0-0	.000	0-0	.000	0-0	.000	0	0	0	0.0	1	0	0	2	0	0	0	0.0	
03	Soukup, Michael	1-0	3	3.0	0-2	.000	0-1	.000	0-0	.000	0	0	0	0.0	0	0	0	0	0	0	0	0.0	
23	Ukah, Okey	1-0	3	3.0	0-0	.000	0-0	.000	0-0	.000	0	0	0	0.0	1	0	0	0	0	0	0	0.0	
13	Soukup, Steven	1-0	2	2.0	0-1	.000	0-1	.000	0-0	.000	0	0	0	0.0	0	0	0	0	0	0	0	0.0	
Team												13	11	24				2					
Total.....		6	1200		163-362	.450	49-122	.402	86-120	.717	69	151	220	36.7	94	0	89	50	49	41	461	76.8	
Opponents.....		6	1200		144-353	.408	41-131	.313	56-88	.636	75	149	224	37.3	116	2	75	84	20	22	385	64.2	

Iowa in Big Ten Statistics

Category	All Games		Conf Only		NCAA	
	Stat	Rank	Stat	Rank	Stat	Rank
Blocked Shots	6.3	1st	7.8	1st	6.3	6th
3-PT FG Defense	.296	2nd	.278	1st	.296	14th
Scoring Offense	81.1	2nd	76.5	1st	81.1	39th
Steals	6.9	3rd	7.3	3rd	6.9	108th
Assists	17.7	3rd	14.5	5th	17.7	16th
3-Pt. Field Goal %	.402	3rd	.423	2nd	.402	15th
Free Throw %	.726	4th	.707	9th	.726	67th
3-Pt. FG Per Game	9.0	4th	57.5	5th	9.0	34th
FG% Defense	.401	5th	.415	4th	.401	53rd
Scoring Margin	+14.0	5th	+12.0	1st	+14.0	22nd
Assist/TO Ratio	1.7	1st	1.6	1st	1.7	4th
Turnover Margin	+3.6	2nd	+4.5	2nd	+3.6	22nd
Field Goal %	.465	7th	.444	8th	.465	71st
Scoring Defense	67.1	9th	64.5	3rd	67.1	88th
Rebounding Margin	+1.6	9th	0.0	8th	+1.6	157th

Category	Player	All Games		NCAA	
		Stat	Rank	Stat	Rank
FG%	Adam Woodbury	.532	12th	.532	---
Blk. Shots	Jarrod Uthoff	3.3	1st	3.3	3rd
	Nicholas Baer	1.0	15th	1.0	---
Rebounding	Jarrod Uthoff	6.4	9th	6.4	---
	Adam Woodbury	6.3	10th	6.3	---
Scoring	Jarrod Uthoff	18.4	1st	18.4	58th
	Peter Jok	13.8	16th	13.8	---
Assists	Mike Gesell	6.9	2nd	6.9	10th
	Anthony Clemmons	3.6	13th	3.6	239th
Steals	Peter Jok	1.4	4th	1.4	249th
	Mike Gesell	1.3	6th	1.3	---
3-pt FG%	Jarrod Uthoff	.446	9th	.446	---
3-pointers	Peter Jok	2.1	10th	2.1	234th
	Jarrod Uthoff	2.1	10th	2.1	---
FT%	Jarrod Uthoff	.810	10th	.810	167th
Ast/TO Ratio	Mike Gesell	3.3	7th	3.3	21st

NOTING IOWA'S COMEBACK AGAINST PURDUE

- Iowa trailed by 19 points at Purdue with 2:21 remaining in the first half. The Hawkeyes trailed by 17 points at halftime.
- The 19-point comeback is the third largest in school history and second biggest in a Big Ten contest. The Hawkeyes rallied from 23 points against Gardner-Webb in 2012 and 22 points at Illinois in 1987. Iowa won the Illinois game in overtime.
- Iowa is the fourth Division I team in the last 20 seasons to beat an AP Top 15 team after trailing by 17-or-more points at the half, and only the second team to accomplish the feat on the road.
- Iowa beat Purdue after trailing by 17 points at half, which is the largest halftime comeback in game between major-conference teams this season.

EXPERIENCED BACKCOURT

Iowa has two senior point guards (Mike Gesell and Anthony Clemmons) and a junior shooting guard (Peter Jok) on this year's roster.

Gesell and Clemmons have combined to sink 23 3-pointers and have been credited with 167 of Iowa's 283 assists.

Clemmons, who has started 41 of 120 games, was named the team's Most Improved Player last spring after leading the team in 3-point accuracy (.373) and posting single-season bests in rebounding, steals, scoring, and free throw percentage in 2014-15. Clemmons netted in double digits in back-to-back games versus Drake and Tennessee Tech. He had a game-best four steals at No. 14 Purdue.

Gesell is a four-year starter, who has 962 points, 462 assists, and 136 steals. He is 18 assists from tying Ronnie Lester (480) for fifth.

DOWN GOES #1

Iowa's victory over Michigan State on Dec. 29, marked the first time it has ever beaten a No. 1 team at home (0-2, 1993 vs. Indiana and 2005 vs. Illinois). It was Iowa's first win against a No. 1 ranked team since beating top-ranked Connecticut in New York City in 1999. Iowa became just the ninth unranked team in the last 20 seasons to beat an AP No. 1 by 13 or more points. The win over MSU was its first since 2011, snapping a nine-game losing streak.

BAER BECOMES RELIABLE RESERVE

After forward Dale Jones suffered a season-ending knee injury on Dec. 1, Nicholas Baer has seen his minutes increase. The redshirt freshman walk-on has taken advantage of the opportunity.

Baer was named Big Ten Freshman of the Week (Dec. 21) after his performance against Drake (Dec. 19). He scored 13 points making five of his 10 field goal attempts, including going 3-of-5 from 3-point range. The native of Bettendorf, Iowa, also grabbed seven rebounds and blocked a personal-best six shots while playing a career-high 30 minutes in Iowa's 70-64 victory over Drake at the Hy-Vee Big Four Classic in Des Moines.

Baer's six blocks, four of which came in the first half against the Bulldogs, broke the Wells Fargo Arena record in a college basketball game. The six rejections in a game were also the most by an Iowa freshman since Melsahn Basabe denied six shots against Ohio State in 2011. Baer's six blocks helped Iowa establish a school record for total blocks in a game with 14, besting the previous mark of 13 set against Illinois on March 5, 2013.

Baer is averaging 15 minutes off the bench, averaging 5.6 points, shooting at a 49 percent clip from 3-point range (16-of-33) and 3.4 rebounds. Baer's 16 blocked shots on the season rank second best on the team. He has scored in double figures and grabbed five or more rebounds in three of the last six games (Drake, Tennessee Tech, and Michigan State). Against the Spartans on Dec. 29, Baer totaled 11 points, five rebounds, and two blocks. He tallied seven crucial points, all in the final 6:30 of the game, and rejected two shots to help the Hawkeyes record their first win at Purdue since 2006. Baer made all three shot attempts, including a 3-pointer.

INCREASED WORK LOAD

The last couple seasons, Adam Woodbury split time at the center position with Gabriel Olaseni. With Olaseni having graduated, Woodbury's minutes have increased. The 7-foot-1 center averaged 21 minutes per game a year ago alongside Olaseni. In his career when playing 28 minutes or more, Woodbury averages 10.8 points and 6.5 rebounds per game.

The senior has played over 28 minutes five this year (15 points and seven rebounds vs. Wichita State; 11 points and 10 rebounds vs. Florida State; 12 points and five rebounds at Iowa State; 8 points and six rebounds vs. Nebraska; four points and eight rebounds at No. 4 Michigan State).

UTHOFF FILLS IT UP DURING FIRST HALF AT IOWA STATE

Senior Jarrod Uthoff scored 30 first-half points at second-ranked Iowa State, while also grabbing six rebounds, blocking two shots and collecting a steal. Uthoff made 11-of-13 shot attempts, including 5-of-6 from 3-point territory, while also going 3-of-4 from the charity stripe the first 20 minutes of action.

FLOCKING TO CHA

Iowa sold out 16 home games the last two seasons. The Hawkeyes ranked 20th in national attendance in 2015, averaging 14,101 fans. It is the second straight season and 21st time that Iowa has cracked the top 20 in the national attendance rankings.

Additionally, Iowa played in front of 475,998 fans in its 34 games (home, away, and on neutral courts) throughout the season. That figure ranked 13th in the country.

As a conference, the 14 Big Ten schools averaged 12,781 fans to lead in the nation in average attendance for a 39th consecutive season. More than three million fans witnessed Big Ten games in person throughout the course of the 2014-15 season. For the second consecutive year, Iowa was one of seven Big Ten schools to rank in the top 20 nationally.

This season, Iowa averages 12,816 fans, which includes one sell-out crowd (vs. No. 1 Michigan State on Dec. 29). Sunday's game is expected to be sold out.

CLOSING OUT THE NONCONFERENCE SCHEDULE

Iowa finished its nonconference schedule with a record of 9-3. Fran McCaffery's last four Hawkeye teams, including this season, won at least nine nonleague games: 2016 (9); 2015 (9); 2014 (11); 2013 (11). Iowa's 2012 team won eight nonconference contests.

HAWKEYE FAST BREAKS

- Iowa's 12.7 second-chance points per game average is second best in the Big Ten.
- In eight home games this season, Iowa averages 85.9 points and a +19.4 average margin of victory.
- Iowa's senior class has totaled 80 wins in its four years: 25 in 2013; 20 in 2014; 22 in 2015; and 12 so far in 2016. Last season's senior class amassed 85 victories, which ranked sixth in school history.
- Iowa defeated top-15 teams in back-to-back games (No. 1 Michigan State and No. 14 Purdue) for the first time since Nov. 2004 (beat No. 12 Louisville and No. 15 Texas).
- Iowa beat two ranked Big Ten (No. 1 Michigan State and No. 14 Purdue) teams in the same week for the first time since 1987.
- Iowa is just the second Big Ten team in the last 20 seasons to start 2-0 in conference play with both victories coming against ranked opponents (2009-10 Michigan State).
- Iowa has won 10 of its last 14 true road games, dating back to last season.
- Iowa's win over Purdue on Jan. 2 is its first in West Lafayette, Indiana, since Feb. 1, 2006. Its victory at No. 4 Michigan State on Jan. 14, is its first since Jan. 28, 1993.
- Iowa ranks 41st nationally in assists per field goals made (60.5 percent).
- Iowa has posted road wins over a Big Ten ranked opponent each of the last three seasons.
- Iowa posted a 6-1 record during the month of December, with the only loss coming by one point at No. 2/4 Iowa State on Dec. 10.
- Iowa has won its last three conference openers -- beating Nebraska two seasons ago; at No. 18 Ohio State a year ago and most recently topping No. 1 Michigan State on Dec. 29 in Iowa City.
- Iowa averaged 11.1 turnovers in 2015, which is the best average for fewest turnovers in program history since turnovers became an official stat in 1980. So far this season, the Hawkeyes are averaging 10.3 turnovers through 16 games.
- Iowa has won 38 of its last 39 nonconference home games, dating back to November, 2011. The lone loss came to Iowa State in 2014.
- Iowa won 21 regular season games last season, the most by a Hawkeye team since 2006 (22).

Iowa Signs 4 Prep Standouts

Jordan Bohannon, Tyler Cook, Ryan Kriener, and Cordell Pemsil have all signed a National Letter of Intent to attend the University of Iowa in 2016.

Bohannon is a 6-foot-1, 170-pound guard from Linn-Mar High School in Marion, Iowa. Bohannon led his high school team in team in scoring (17.7), assists (4.5), rebounds (4.5), and tied for steals while being named first team All-Metro and All-Conference, second team All-State, Metro Player of the Year. He was a four-year letterman on the basketball team and competed three years on varsity golf team. Bohannon averaged 16 points and six rebounds on the 2015 AAU National, State, and Elite 28 Premier League Champion Martin Brother's squad. He was AAU teammates with Kriener and Pemsil.

Cook is a three-year varsity starter and team captain the last two seasons for Chaminade College Prep in St. Louis. The 6-foot-9, 240-pound All-State honoree as a junior averaged 13 points and six rebounds. Cook was a Nike Global Challenge and Nike Skills Academy participant. He is ranked as the No. 51 player in the 2016 class according to ESPN.

Kriener (pronounced KREEN-ir) is a 6-foot-10, 240 pounds forward from Spirit Lake High School in Spirit Lake, Iowa. He was a 2015 all-conference and second-team all-state honoree. Kriener was a two-time all-region selection for the state tournament. He averaged 19.8 points, while shooting at a 71 percent (204-of-286) clip from the field, and 8.5 rebounds as a junior. Kriener averaged 18 points and 15 rebounds on the 2015 AAU National, State, and Elite 28 Premier League Champion Martin Brother's squad. He was AAU teammates with Bohannon and Pemsil.

Pemsil, a native of Dubuque, Iowa, averaged 15.2 points and 8.75 rebounds his first three seasons at Wahlert High School. He was a two-time first-team all-state and all-conference selection. Pemsil, a three-time team captain, led Wahlert to two straight state championships. He averaged 17.3 points per game as a junior before missing the final seven games due to injury. He was AAU teammates with Bohannon and Kriener. Pemsil also competed on the Wahlert golf and baseball teams for four and three years, respectively.

- Iowa's win over Florida State on Dec. 2, clinched the Big Ten/ACC Challenge for the Big Ten. The Hawkeyes have clinched the Challenge for the Big Ten each of the last two years.
- Iowa has competed in postseason play the last four years: NIT second round in 2012; NIT runner-up in 2013; NCAA first round in 2014; NCAA third round in 2015. The Hawkeyes tied for third place in the Big Ten last season -- its best finish in nine years.
- Iowa has won at least 20 games in three consecutive seasons -- its longest streak in 15 years.
- The Hawkeyes won seven true road games last season, including winning its final six regular-season Big Ten games for the first time since 1955. The seven total road wins were the most by a Hawkeye team since 1987.
- Iowa's 12 conference wins last season are the most by a Hawkeye team since 1997. Also, its third place finish was its best in nine seasons.
- Iowa's 83-52 effort over Davidson in the NCAA Second Round was the program's first tournament win since 2001. It also marked the largest margin of victory in an NCAA Tournament 7/10 match-up.
- Iowa has had a first-team All-Big Ten honoree in each of the last two seasons: Devyn Marble in 2014 and Aaron White in 2015.

FORMER HAWKEYE, JOHN JOHNSON, PASSES AWAY

Former Iowa men's basketball standout John Johnson passed away last week at the age of 68 at his home in San Jose.

Johnson, a native of Milwaukee, racked up 1,172 points in two seasons (1969-70) for the Hawkeyes; a total that places him 26th on Iowa's all-time scoring list. He holds the top two scoring games in school history; pouring in 49 points against Northwestern as a senior (1970) and 46 against UW-Milwaukee his junior season (1968). Johnson also holds the school record for most field goals in a game with 20 (versus Northwestern).

Johnson earned All-America and first-team All-Big Ten distinction his senior season after scoring a school-record 699 points, averaging a staggering 27.9 points per game in 25 contests. Johnson was a member of Iowa's "Six Pack" -- the highest scoring team in Big Ten history (102.9 ppg) that eclipsed the century mark 12 times. Johnson and the Ralph Miller-coached Hawkeyes won all 14 Big Ten games and advanced to the NCAA Tournament.

Johnson's scoring average of 23.9 points is second in Iowa history only behind Sam Williams (24.0 ppg in 1967-68). Johnson, who led the team in scoring and rebounding his two seasons at Iowa, was named team Most Valuable Player both in 1969 and 1970.

Johnson was drafted seventh overall by Cleveland in the 1970 NBA Draft. He had a productive 12-year career with four NBA teams, making two All-Star Game appearances. Johnson won an NBA championship with the 1979 Seattle SuperSonics, where he was reunited with former Hawkeye teammates Fred Brown.

WELCOME NEWCOMERS

Despite having four returning starters, plus another who has starting experience, Iowa welcomes 10 newcomers to its 2015-16 roster. The 10 newcomers includes two players who received red-shirts last season (Nicholas Baer and Brady Ellingson). Iowa's 10 newcomers ties for third most among Division I schools: Portland State and Tennessee State have 11, followed by Iowa, UTEP, and Nebraska with 10.

The Hawkeyes add five freshmen (Isaiah Moss, Andrew Fleming, Brandon Hutton, Ahmad Wagner, and Christian Williams), and three junior college transfers (Dale Jones, and Michael and Steven Soukup). Jones is out of action the remainder of this season due to suffering a knee injury at practice on Dec. 1.

MUSCLE GAIN

Last season, freshman Dom Uhl was listed a 6-foot-8 and 195 pounds. After a year in the weight room, the sophomore forward checks in a 6-foot-9 and 215 pounds entering this season. Uhl earned the team's Newcomer Award last year.

Uhl is averaging 18 minutes, 7.4 points, and 4.4 rebounds per game this year. He has scored in double figures six times this season, including scoring all 10 of his points in the first half at No. 4 Michigan State. Uhl posted his first career double-double against UMKC with 14 points and a personal-high 10 boards.

Uhl is shooting 78 percent (7-of-9) from behind the arc during Iowa's 4-0 start in conference play.

He pulled down team bests in rebounds three of the last six games, grabbing eight against Drake, seven versus Tennessee Tech, and eight against Nebraska. Uhl tallied six critical points via two 3-point shots the final 11:32 of the game at No. 14 Purdue. He contributed 10 points, including sinking a pair of 3-pointers, and controlled eight rebounds in Iowa's win over Nebraska.

DISTRIBUTOR AND PROTECTOR

Point guard Mike Gesell has done an outstanding job directing the Hawkeye offense his entire Hawkeye career. Gesell owns two of Iowa's top four assist-to-turnover ratios since the 1996-97 season. His 3.05 ratio in 2013-14 ranks first, while his 2.21 ratio in 2014-15 ranks fourth. Dean Oliver's 2.75 ratio in 2000-01 is second, followed by Ryan Luehrmann's 2.21 in 1997-98 ranking third.

The native of South Sioux City, Nebraska, ranks 10th in the country in assists (6.9) and 21st in assist-to-turnover ratio (3.33). Gesell collected a career-best 12 assists in Iowa's win over Coppin State and had 10 helpers in Iowa's win vs. Tennessee Tech. He has been credited with nine or more assists seven times this season and 10 more three times. Gesell is the first Hawkeye with three 10-assist games in a season since Jeff Horner in 2005-06.

He poured in a game and career-best 25 points in lifting Iowa to an 83-70 win over No. 1 MSU and posted his first career double-double in Iowa's win over Nebraska (22 points and 10 assists).

UTHOFF, GESELL, WOODBURY EARN ACADEMIC DISTINCTION

Mike Gesell and Jarrod Uthoff were named 2015 Capital One Academic All-District first team honorees for their combined performance athletically and in the classroom. Gesell was also tabbed third team Academic All-America, becoming the first Hawkeye to accomplish the national distinction since Adam Haluska (first team) in 2007.

Gesell, a native of South Sioux City, Nebraska, earned his degree in finance in three years. Last fall, Gesell earned invitation to Beta Gamma Sigma, the National Scholastic Honor Society for business students at the University of Iowa who have garnered GPA's that place them in the top 10 percent of their class.

Uthoff, a native of Cedar Rapids, Iowa, graduated last May with a degree in economics.

Additionally, Gesell, Uthoff, and Adam Woodbury were named 2015 Academic All-Big Ten.

BLOCK PARTY

Iowa's length has affected a number of opponent shot attempts this season. The Hawkeyes have blocked 101 shots this season (6.3), which is tops in the league and sixth nationally. The Hawkeyes block 10 percent of opponents field goal attempts, which ranks first in the league.

Additionally, Iowa has rejected 31 combined shots and 13 percent of opponent shot attempts, through the first four Big Ten games (7.8 bpg). Jarrod Uthoff has denied 17 of those 31 shots.

IOWA'S 2015-16 STATISTICAL COMPARISONS

	All Games	Big Ten	Home Games	Away Games	Iowa Wins	Iowa Losses
Record	13-3	4-0	8-0	5-3	13-0	0-3
Points	81.1	76.5	85.9	76.2	82.8	73.7
Opp. Pts	67.1	64.5	66.5	67.6	64.6	77.7
FG%	.465	.444	.469	.462	.474	.430
FG Def.	.401	.415	.380	.423	.383	.478
3-PT%	.402	.423	.387	.418	.406	.387
3-pt. Def.	.296	.278	.289	.302	.290	.320
FT%	.726	.707	.729	.721	.726	.722
REB	39.2	37.0	42.4	36.0	39.8	36.7
AST	17.7	14.5	18.9	16.5	17.9	16.7
TO	10.3	9.3	10.4	10.1	9.8	12.0
STL	6.9	7.3	7.3	6.6	7.5	4.7
BLK	6.3	7.8	6.5	6.1	6.6	5.0

HAPPY BIRTHDAY ADAM WOODBURY

Adam Woodbury celebrated his 21st birthday this past Wednesday. The Hawkeyes improved to 4-0 in games played on or around his birthday the last four years: beating Northwestern on his birthday in 2013; winning at No. 3 Ohio State the day before his birthday in 2014; topping Minnesota on his birthday in 2015; winning at Michigan State the day after his birthday in 2016.

UTHOFF PRODUCING ON THE WING

Jarrod Uthoff is one of 10 men's basketball players selected to the 2015 Preseason All-Big Ten team and was named to the 2015 Advocare Invitational after averaging 20 points in three games. Uthoff has amassed 968 points in 2 1/2 years of action. He is 32 points shy of reaching the 1,000-point plateau.

The senior has scored in double figures in all 16 games, including reaching double figures in the first half in eight of those contests. Uthoff has scored 20 or more six times this year, including a personal-best 32, including 30 in the first half, at No. 2/4 Iowa State. He scored 25 points in back-to-back games (Purdue and Nebraska).

Uthoff ranks first in the Big Ten in scoring (18.4) and blocks (3.25), and leads the Hawkeyes in 3-pointers (33) and rebounding (6.4). His 3.25 blocks per game ranks third best in the nation. Uthoff is one of only five players from a major conference since 1996-97 to average 18+ points and 3+ blocks per game.

Uthoff averaged 17.5 points, 4.5 rebounds, and 5.5 blocks in leading Iowa to a pair of wins over top-15 teams (No. 1 Michigan State and No. 14 Purdue). He also blocked a career-high six shots against No. 1 Michigan State.

FRESH START

Peter Jok started 2015 with a new number, changing from No. 3 last year to No. 14 this season.

Jok averaged seven points per game in 2014-15, which ranked fifth on the squad. His 36 triples in 2015 rank as the sixth most by a sophomore in Iowa history. His 19 steals, 44 assists, 83 field goals and 36 treys last season were single season bests.

This season, Jok ranks second on the team in scoring (13.8 ppg) and first in free throw accuracy (.838, 31-of-37). He has scored 20 or more points four times (20 at Marquette; a career-best 24 vs. Florida State; 21 vs. Tennessee Tech; 23 at Michigan State). In addition to netting 24 points against the Seminoles, Jok had a career-best four steals. The Hawkeye junior netted 19 against No. 1 Michigan State on Dec. 29 and bested that performance against the Spartans two weeks later dropping 23 points in a 17-point win in East Lansing. Jok had 11 points and tied a personal best with nine boards at No. 14 Purdue.

THREE TIMES THE CHARM

Iowa posted a 22-12 record last season, reaching the 20-win plateau for the third consecutive season. For the first time in 15 years, Iowa won 20 or more games in three consecutive seasons. The last time Iowa won at least 20 games four straight seasons was 1995-1999 -- Tom Davis' last five seasons as Iowa's head coach.

IOWA HISTORY

Iowa has played 2,690 games since beginning basketball in 1902. Iowa's overall record is 1,585-1,105 (.589). That includes a 1,011-353 (.741) record in home games, a 570-749 (.432) record in contests away from Iowa City, a 745-751 (.498) mark in Big Ten games and a 415-127 (.766) record in Carver-Hawkeye Arena.

IOWA VS. RANKED TEAMS

Iowa is ranked No. 16 by the Associated Press and 19th in the Coaches Poll this week.

Iowa has played six games this season against ranked opponents, posting a 4-2 record, which includes winning the last three contests (No. 1 Michigan State; No. 14 Purdue; No. 4 Michigan State). Iowa became just the fifth team ever, and first team since Duke and Kentucky in 1965, to beat the same top-5 opponent by 10 in same season.

The Hawkeyes split their two games versus ranked opponents at the Advocare Invitational in Orlando (Nov. 26-27). Iowa fell to No. 17 Notre Dame (68-62), but overwhelmed No. 20 Wichita State (84-61). The Hawkeyes were edged at No. 2/4 Iowa State (83-82) on Dec. 10. The Hawkeyes rallied from a 19-point deficit to win 70-63 at No. 14/14 Purdue on Jan. 2. Iowa swept nationally-ranked Michigan State this season, beating the Spartans 83-70 on Dec. 29 in Iowa City when they were ranked No. 1 and 76-59 on Jan. 14 in East Lansing when the Spartans were ranked fourth.

Below are Iowa's most recent wins vs. nationally-ranked opponents:

At Home:	83-70 over 1st-ranked Michigan State, 12/29/15
	71-55 over 16th-ranked Maryland, 2/8/15
	76-67 over 25th-ranked Ohio State, 1/17/15
	85-67 over 10th-ranked Michigan, 2/8/14
On the Road:	76-59 over 4th-ranked Michigan State, 1/14/16
	70-63 over 14th-ranked Purdue, 1/2/16
	71-65 over 18th-ranked Ohio State, 12/30/14
	60-55 over 12th-ranked North Carolina, 12/3/14
Neutral Court:	67-60 over seventh-ranked Ohio State, 3/12/06
	<i>In semifinals of Big Ten Tournament</i>

STATISTICAL COMPARISON THROUGH 16 GAMES

Iowa is scoring 11 more points, shooting 5.5 percent better, and blocking 1.1 more shot per game this year compared to last season through 16 games.

	2015-16	2014-15
Record	13-3	11-5
Points	81.1	70.1
Opp. Pts	67.1	60.2
FG%	.465	.410
FG Def.	.401	.385
3-PT%	.402	.303
3-pt. Def.	.296	.313
FT%	.726	.767
REB	39.2	39.1
AST	17.7	15.2
TO	10.3	12.4
STL	6.9	7.4
BLK	6.3	5.2

WINNING ON THE ROAD

Iowa's senior class has won at least once at 10 Big Ten arenas. The Hawkeyes have not played at Maryland and Rutgers yet (Iowa will visit those arenas later this month). The only arena in the conference this class has played in and not won a game is the Kohl Center (Wisconsin).

This class has won at Penn State (three times), Ohio State (twice), Northwestern (twice), Illinois, Purdue, Indiana, Michigan State, Nebraska, Minnesota, and Michigan.

Also, the 2016 Iowa senior class has beaten every Big Ten team at least once during their careers.

UTHOFF NAMED BIG TEN CO-PLAYER OF THE WEEK

Iowa's Jarrod Uthoff was named Big Ten Co-Player of the Week along with Maryland's Melo Trimble on Dec. 14. The honor is the second of Uthoff's career, having first earned the recognition on Jan. 6, 2015.

Uthoff shot 61 percent from the field (22-of-36), including a blistering 69 percent from 3-point range (9-of-13), and 86 percent from the free throw line (6-of-7) in two games, averaging nearly a double-double (29.5 points and nine rebounds). He also averaged 2.5 blocks.

The native of Cedar Rapids, Iowa, scored a career-high 27 points in a 90-56 win over Western Illinois, and then bested that performance with a personal-best 32 points in a one-point loss at No. 2/4 Iowa State.

The Hawkeye senior scored 24 of his 27 points in the first half against the Leathernecks and 30 of his 32 in the first 20 minutes against the Cyclones. Uthoff's 32 points are the most by a Hawkeye since Matt Gatens had 33 against Wisconsin in 2012, and the most by a Big Ten player this season against a ranked opponent.

GESELL NOMINATED FOR GOOD WORKS TEAM

Senior Mike Gesell is a nominee for the 2016 Allstate NABC Good Works Team.

This prestigious community service award recognizes a distinguished group of student-athletes who have demonstrated a commitment to enriching the lives of others and contributing to the greater good in their communities.

College sports information directors and basketball coaches across the country nominated players who exhibit exceptional leadership skills and an unwavering commitment to volunteerism.

UTHOFF NAMED TO ADVOCARE INVITE ALL-TOURNAMENT TEAM

Iowa's Jarrod Uthoff was one of five players named to the 2015 Advocare Invitational All-Tournament Team. Uthoff joined Xavier's Trevon Bluiett and Jalen Reynolds, Scoochie Smith of Dayton, and Justin Robinson of Monmouth (MVP).

Uthoff averaged 20 points in three games (Dayton, Notre Dame, and Wichita State), reaching double figures in the first half in all three games. The Hawkeye senior also averaged 5.7 rebounds and 2.7 blocks, and shot at a 50 percent clip (23-of-46).

IN MEMORY...

Iowa's all-time leading scorer, Roy Marble, passed away on Sept. 11, 2015, at the age of 48. Marble led the Hawkeyes to four straight NCAA Tournament appearances, including advancing to the Elite Eight in 1987 and Sweet 16 in 1988, and led the team in scoring three consecutive seasons.

In memory of Marble, RM23 is stitched on the upper right corner of Iowa's jerseys this season.

2 HAWKEYES SELECTED IN LAST 2 NBA DRAFTS

Roy Devyn Marble and Aaron White were selected in the second round of the NBA Draft each of the past two seasons -- Marble in 2014 by Orlando and White in 2015 by Washington.

The Hawkeyes are one of four Big Ten schools to have multiple players drafted by NBA teams the last two years:

Michigan - 3

Michigan State - 3

IOWA - 2

Wisconsin - 2

HAWKEYEBASKETBALL.COM

Check out the Iowa basketball team's website, HawkeyeBasketball.com, devoted to everything on-and-off-the-court surrounding the program.

HawkeyeBasketball.com, allows fans a chance to go behind the scenes with the Hawkeye basketball program on and off the court. The site is complete with exclusive videos, photo galleries and content featuring the basketball program.

MCCAFFERY'S HONORED WITH FIGHTING SPIRIT AWARD

The American Cancer Society honored Fran and Margaret McCaffery with the Fighting Spirit Award, Sept. 30, in Troy, New York, at the 10th Anniversary Coaches vs. Cancer Basket Ball. The McCaffery's were honored for bringing attention and their tremendous amount of fundraising for cancer research.

McCaffery was also honored with the Coaches vs. Cancer Champion Award during Final Four Weekend in Indianapolis last April.

The honor is awarded annually to a college coach who has been engaged vigorously in the Coaches vs. Cancer program's fundraising, education and promotional initiatives and has demonstrated leadership in the fight to save more lives from cancer.

The McCaffery's helped raise \$176,000 at October's cancer research fundraiser, which will benefit the Adolescent and Young Adult Program Fund in Johnson County. The McCaffery family committed \$22,000 this year and an additional \$10,000 per year for the duration of his contract at Iowa.

COACHING EXPERIENCE

Fran McCaffery has the most experienced coaching staffs in the country. The Iowa men's basketball staff has 67 years of combined collegiate head coaching experience and more than 130 years of collegiate coaching under their belts -- the most experience of any Division I college basketball program in the country. Listed below are the number of years of head coaching experience on the Iowa staff.

Coach	Years
Fran McCaffery	19 years
Kirk Speraw's	20 years
Sherman Dillard	10 years
Andrew Francis	2 years
Billy Taylor	11 years
Al Seibert	5 years

MCCAFFERY IN COACHES CHARITY CHALLENGE

Infiniti, ESPN, NABC and the NCAA have teamed up again to produce a one-of-a-kind charity competition -- the Infiniti Coaches' Charity Challenge.

For 10 weeks, 48 coaches compete in a round robin bracket tournament for the chance to win \$100,000 for charity. Iowa's Fran McCaffery is one of 48 collegiate coaches taking part in this challenge.

Fan participation will determine the ultimate winner over an eight-week period by registering and voting on a custom micro-site on ESPN.com/Infiniti. The tournament is divided into four rounds. The coaches with the most votes will advance to the next round and earn more money for their charity.

Visit ESPN.com/Infiniti each day and vote for McCaffery, using multiple email addresses, and his charity -- Holden Comprehensive Cancer Center.

IOWA HEADSHOTS AVAILABLE ONLINE

Up-to-date head shots of all Iowa players and coaches are available on the internet at pics.hawkeyesports.com.



IOWA HAWKEYE BASKETBALL

UPDATED IOWA PLAYER BIO

Nicholas Baer



51

RS-Fr., 6-7, 200, Forward
Bettendorf, Iowa
Bettendorf HS

- Non-scholarship athlete
- Averaged 9.2 points, making 21-of-33 shots, including 8-of-14 shots from 3-point territory, and 4.3 rebounds during Iowa's six-game win streak
- Scored in double figures four times; led or shared team lead in blocked shots three times
- Ranks second on the team and is tied for 15th in the conference in blocked shots per game (1.0)
- Connected on 16 3-pointers (16-of-33, .485) and is averaging 15.6 minutes per game
- Grabbed 5+ rebounds in six games
- Made both 3-point field goal attempts, and had a rebound, assist, and one steal in season opening win over Gardner-Webb
- Grabbed two rebounds and was credited with a block in win at Marquette
- Averaged 3.7 rebounds and 3.3 points in three games off the bench at the Advocate Invitational
- Blocked two shots vs. #17 Notre Dame
- Tallied eight points on 3-of-4 shooting from the field, including 2-of-3 from 3-point range, in win over #20 Wichita State
- Posted personal bests in scoring (14) and 3-pointers (4), while also grabbing five rebounds in victory over UMKC
- Named Big Ten Freshman of the Week (Dec. 21) after scoring 13 points (5-10 FG, 3-5 3-pt FG), grabbing a personal-best seven rebounds, and blocking a Wells Fargo Arena record six shots in win over Drake
- His six blocks against Drake are the most by a Hawkeye freshman since Melsahn Basabe denied six against Ohio State in 2011
- Netted a personal-best 19 points on 8-of-10 shooting from the field, including 3-of-4 from 3-point range, while also pulling down five rebounds and collecting two steals in win over Tennessee Tech

2015-16 Game-by-Game

Opponent	Date	gs	min	Total		3-Pointers		Free throws		Rebounds				pf	a	t/o	blk	stl	pts	avg
				fg-fga	pct	3fg-fga	pct	ft-fta	pct	off	def	tot	avg							
GARDNER-WEBB	11/13/15	13	2-5	.400	2-2	1.000	0-0	.000	0	1	1	1.0	0	1	0	0	1	6	6.0	
COPPIN STATE	11/15/15	14	0-2	.000	0-2	.000	0-0	.000	0	2	2	1.5	1	1	1	1	0	0	3.0	
at Marquette	11/19/15	7	0-0	.000	0-0	.000	0-0	.000	1	1	2	1.7	2	0	0	1	0	0	2.0	
vs DAYTON	11/26/15	16	1-3	.333	0-0	.000	0-0	.000	4	2	6	2.8	2	1	1	0	0	2	2.0	
vs NOTRE DAME	11/27/15	8	0-1	.000	0-1	.000	0-0	.000	2	1	3	2.8	2	0	0	2	0	0	1.6	
vs WICHITA STATE	11/29/15	24	3-4	.750	2-3	.667	0-0	.000	1	1	2	2.7	2	0	1	0	1	8	2.7	
FLORIDA STATE	12/02/15	9	0-1	.000	0-1	.000	0-0	.000	0	1	1	2.4	2	0	0	0	2	0	2.3	
UMKC	11/05/15	15	5-8	.625	4-5	.800	0-0	.000	2	3	5	2.8	0	0	0	0	1	14	3.8	
WESTERN ILLINOIS	12/07/15	13	1-3	.333	0-2	.000	0-0	.000	0	5	5	3.0	0	1	1	0	0	2	3.6	
at Iowa State	12/10/15	7	1-4	.250	0-3	.000	0-0	.000	1	1	2	2.9	0	0	0	0	0	2	3.4	
vs Drake	12/19/15	30	5-10	.500	3-5	.600	0-0	.000	3	4	7	3.3	3	2	0	6	1	13	4.3	
TENNESSEE TECH	12/22/15	23	8-10	.800	3-4	.750	0-0	.000	0	5	5	3.4	2	0	0	1	2	19	5.5	
MICHIGAN STATE	12/29/15	21	4-7	.571	1-3	.333	2-2	1.000	2	3	5	3.5	2	1	0	2	1	11	5.9	
at Purdue	01/02/16	16	3-3	1.000	1-1	1.000	0-0	.000	2	2	4	3.6	0	0	2	2	0	7	6.0	
NEBRASKA	01/05/16	16	0-0	.000	0-0	.000	2-4	.500	1	2	3	3.5	2	1	1	1	1	2	5.7	
at Michigan State	1/14/16	17	1-3	.333	0-1	.000	1-2	.500	0	2	2	3.4	2	2	1	0	1	3	5.6	
Totals		0	249	34-64	.531	16-33	.485	5-8	.625	19	36	55	3.4	22	10	8	16	11	89	5.6

Games played: 16
 Minutes/game: 15.6
 Points/game: 5.6
 FG Pct: 53.1
 3FG Pct: 48.5
 FT Pct: 62.5

Rebounds/game: 3.4
 Assists/game: 0.6
 Turnovers/game: 0.5
 Assist/turnover ratio: 1.3
 Steals/game: 0.7
 Blocks/game: 1.0

- Netted 11 points on 4-of-7 shooting from the field, including 1-of-3 from beyond the arc, while also blocking two shots in win over #1 Michigan State
- Shot 1.000 from the field (3-3 FG, 1-1 3-pt FG), while grabbing four rebounds and rejecting two shots in road win over #14 Purdue
- In 16 minutes off the bench, collected three rebounds in addition to recording one blocked shot and one steal in victory over Nebraska

Personal Bests

Points: 19 vs. Tennessee Tech, 12/22/15
Rebounds: 7 vs. Drake, 12/19/15
FGM: 8 vs. Tennessee Tech, 12/22/15
FGA: 10, 2x, last vs. Tennessee Tech, 12/12/15
3-pt FG: 4 vs. UMKC, 12/5/15
3-pt FGA: 5, 2x, last vs. Drake, 12/19/15
FTM: 2 vs. Michigan State, 12/29/15
FTA: 4 vs. Nebraska, 1/5/16
Assists: 2, 2x, last vs. Michigan State, 1/14/16
Steals: 2, 2x, last vs. Tennessee Tech, 12/22/15
Blocks: 6 vs. Drake 12/19/15
Minutes: 30 vs. Drake, 12/19/15

CAREER STATISTICS

YEAR	G/GS	FG-A	PCT	3-PT	PCT	FT-A	PCT	RB	AVG	PF-FO	AS	TO	BK	ST	PTS	AVG
Fresh.	16/0	34-64	.531	16-33	.485	5-8	.625	55	3.4	22-0	10	8	16	11	89	5.6
TOTALS	16/0	34-64	.531	16-33	.485	5-8	.625	55	3.4	22-0	10	8	16	11	89	5.6



IOWA HAWKEYE BASKETBALL

UPDATED IOWA PLAYER BIO

Anthony Clemmons



5

Sr., 6-2, 200, Guard
Lansing, Mich.
Sexton HS

- Scored eight or more points in seven of the last 10 contests
- Made at least one 3-pointer in 11 of the last 14 games
- Scored in double figures seven times this season after reaching double figures a combined six times the last two years
- Credited with six or more assists four times; ranks 13th in the Big Ten in assists per game (3.6)
- Tied a career high with six free throws made and attempted a personal-best eight free throws in season opening win over Gardner-Webb
- Had seven points and five assists in victory over Coppin State
- Posted season highs in assists (7), scoring (11), and steals (3) in win at Marquette
- Reached double figures in second consecutive contest, scoring 11, to go along with a team-high six assists against Dayton
- Collected 10 points, a season-high four rebounds, and a team-best four assists in overtime win over Florida State
- Tallied 13 points, missing only two shot attempts, while also recording six assists in victory over UMKC
- Registered nine points, six assists and had a team-best three steals in win over Western Illinois
- Netted 10 points in victory over Drake
- Scored 11 points, snagged five rebounds, and had two assists in win over Tennessee Tech

2015-16 Game-by-Game

Opponent	Date	gs	min	Total		3-Pointers		Free throws		Rebounds				pf	a	t/o	blk	stl	pts	avg	
				fg-fga	pct	3fg-fga	pct	ft-fa	pct	off	def	tot	avg								
GARDNER-WEBB	11/13/15	*	33	1-7	.143	0-3	.000	6-8	.750	0	2	2	2.0	2	2	3	0	0	8	8.0	
COPPIN STATE	11/15/15	*	13	3-7	.429	0-2	.000	1-2	.500	1	1	2	2.0	0	5	0	1	0	7	7.5	
at Marquette	11/19/15	*	28	5-10	.500	1-3	.333	0-0	.000	1	1	2	2.0	1	7	3	0	3	11	8.7	
vs DAYTON	11/26/15	*	34	5-9	.556	1-2	.500	0-0	.000	0	3	3	2.3	3	6	2	0	2	11	9.3	
vs NOTRE DAME	11/27/15	*	28	1-3	.333	1-2	.500	0-0	.000	1	2	3	2.4	4	1	2	0	1	3	8.0	
vs WICHITA STATE	11/29/15	*	21	2-6	.333	1-1	1.000	0-0	.000	0	1	1	2.2	1	3	1	0	1	5	7.5	
FLORIDA STATE	12/02/15	*	36	4-9	.444	0-2	.000	2-5	.400	1	3	4	2.4	1	4	3	0	1	10	7.9	
UMKC	11/05/15	*	26	5-7	.714	1-1	1.000	2-2	1.000	1	1	2	2.4	2	6	0	0	0	13	8.5	
WESTERN ILLINOIS	12/07/15	*	29	3-7	.429	1-2	.500	2-2	1.000	0	2	2	2.3	2	6	1	1	3	9	8.6	
at Iowa State	12/10/15	*	36	3-6	.500	1-4	.250	0-0	.000	0	4	4	2.5	0	4	2	1	1	7	8.4	
vs Drake	12/19/15	*	27	4-9	.444	1-5	.200	1-2	.500	0	2	2	2.5	0	1	0	1	0	10	8.5	
TENNESSEE TECH	12/22/15	*	26	4-9	.444	1-3	.333	2-2	1.000	1	4	5	2.7	0	2	2	0	0	11	8.8	
MICHIGAN STATE	12/29/15	*	28	1-3	.333	0-1	.000	0-3	.000	0	1	1	2.5	3	5	1	0	1	2	8.2	
at Purdue	01/02/16	*	30	3-9	.333	2-4	.500	0-0	.000	0	1	1	2.4	3	3	1	0	4	8	8.2	
NEBRASKA	01/05/16	*	17	0-3	.000	0-2	.000	0-0	.000	0	1	1	2.3	1	0	0	0	0	0	7.7	
at Michigan State	1/14/16	*	31	4-8	.500	2-4	.500	3-5	.600	0	3	3	2.4	2	2	3	0	0	13	8.0	
Totals			16	443	48-112	.429	13-41	.317	19-31	.613	6	32	38	2.4	25	57	24	4	17	128	8.0

Games played: 16
 Minutes/game: 27.7
 Points/game: 8.0
 FG Pct: 42.9
 3FG Pct: 31.7
 FT Pct: 61.3

Rebounds/game: 2.4
 Assists/game: 3.6
 Turnovers/game: 1.5
 Assist/turnover ratio: 2.4
 Steals/game: 1.1
 Blocks/game: 0.3

- Led the team with five assists in upset victory over #1 Michigan State
- Dropped eight points, while also recording a game and career-high four steals in road victory over #14 Purdue
- Equaled a season high with 13 points and dished out two assists in road win over #4 Michigan State

Personal Bests

Points: 14, 2x, last vs. N. Illinois, 11/26/14
Rebounds: 5, 3x, last vs. Tennessee Tech, 12/22/15
FGM: 5, 4x, last vs. UMKC, 12/5/15
FGA: 10, 2x, last vs. Marquette, 11/19/15
3-pt FG: 3, 2x, last vs. Gonzaga, 3/22/15
3-pt FGA: 5 vs. Drake, 12/19/15
FTM: 6, 2x, last vs. Gardner-Webb, 11/13/15
FTA: 7 vs. Northern Illinois, 11/26/14
Assists: 9 vs. Coppin State, 12/22/12
Steals: 4 vs. Purdue, 1/2/16
Blocks: 2 vs. Nebraska-Omaha, 11/10/13
Minutes: 36 vs. Iowa State, 12/10/15

CAREER STATISTICS

YEAR	G/GS	FG-A	PCT	3-PT	PCT	FT-A	PCT	RB	AVG	PF-FO	AS	TO	BK	ST	PTS	AVG
Fresh.	38/13	55-146	.377	17-47	.362	38-52	.731	62	1.6	68-1	105	63	8	21	165	4.3
Soph.	32/0	24-47	.511	6-16	.375	24-39	.615	41	1.3	34-0	54	29	4	11	78	2.4
Junior	34/12	48-126	.381	22-59	.373	45-60	.750	66	1.9	53-0	64	38	1	24	163	4.8
Senior	16/16	48-112	.429	13-41	.317	19-31	.613	38	2.4	25-0	57	24	4	17	128	8.0
TOTALS	120/41	175-431	.406	58-163	.356	126-182	.692	207	1.7	180-1	280	154	17	73	534	4.5



IOWA HAWKEYE BASKETBALL

UPDATED IOWA PLAYER BIO

Brady Ellingson



24

RS-Fr., 6-4, 190, Guard
Sussex, Wis.
Sussex HS

- Competed in seven games before sitting out the remainder of the last season due to injury; received a medical redshirt
- Made at least one 3-pointer in eight games this season, including 3 against Dayton -- a career-best
- Played double-digit minutes in 10 of Iowa's 16 games off the bench this season
- Poured in a game and personal-high 20 points (7-8 FG, 1-2 3-pt FG, 5-6 FT) in 17 minutes of action in win over Coppin State
- Had three points, two rebounds, one assist, and one steal in victory at Marquette
- Tallied nine points on 3-of-5 shooting from 3-point territory against Dayton
- Finished with five points, making both field goal attempts, in win over #20 Wichita State
- Netted seven points in back-to-back victories over UMKC and Western Illinois

Personal Bests

Points: 20 vs. Coppin State, 11/15/15
Rebounds: 3, 2x, last vs. Western Illinois, 12/7/15
FGM: 7 vs. Coppin State, 11/15/15
FGA: 8 vs. Coppin State, 11/15/15
3-pt FG: 3 vs. Dayton, 11/26/15
3-pt FGA: 5 vs. Dayton, 11/26/15
FTM: 5 vs. Coppin State, 11/15/15
FTA: 6 vs. Coppin State, 11/15/15
Assists: 2, 3x, last vs. Iowa State, 12/10/15
Steals: 1, 4x, last vs. Drake, 12/19/15
Blocks: ---
Minutes: 23 vs. Gardner-Webb, 11/13/15

2015-16 Game-by-Game

Opponent	Date	gs	min	Total		3-Pointers		Free throws		Rebounds				pf	a	t/o	blk	stl	pts	avg
				fg-fga	pct	3fg-fga	pct	ft-fa	pct	off	def	tot	avg							
GARDNER-WEBB	11/13/15	23	2-6	.333	0-4	.000	0-0	.000	0	1	1	1.0	3	0	1	0	1	4	4.0	
COPPIN STATE	11/15/15	17	7-8	.875	1-2	.500	5-6	.833	1	2	3	2.0	1	1	1	0	0	20	12.0	
at Marquette	11/19/15	14	1-2	.500	1-2	.500	0-0	.000	1	1	2	2.0	1	1	0	0	1	3	9.0	
vs DAYTON	11/26/15	12	3-5	.600	3-5	.600	0-0	.000	0	0	0	1.5	0	1	0	0	0	9	9.0	
vs NOTRE DAME	11/27/15	8	0-2	.000	0-2	.000	0-0	.000	0	2	2	1.6	1	0	0	0	0	0	7.2	
vs WICHITA STATE	11/29/15	11	2-2	1.000	1-1	1.000	0-0	.000	0	2	2	1.7	3	0	0	0	0	5	6.8	
FLORIDA STATE	12/02/15	7	0-2	.000	0-2	.000	0-0	.000	0	0	0	1.4	1	2	1	0	0	0	5.9	
UMKC	11/05/15	15	3-6	.500	1-4	.250	0-0	.000	0	0	0	1.3	2	1	1	0	0	7	6.0	
WESTERN ILLINOIS	12/07/15	17	2-4	.500	1-3	.333	2-3	.667	0	3	3	1.4	1	1	1	0	0	7	6.1	
at Iowa State	12/10/15	4	0-1	.000	0-1	.000	0-0	.000	0	0	0	1.3	0	2	0	0	0	0	5.5	
vs Drake	12/19/15	16	2-2	1.000	1-1	1.000	0-0	.000	0	1	1	1.3	2	0	0	0	1	5	5.5	
TENNESSEE TECH	12/22/15	11	1-4	.250	1-4	.250	0-0	.000	0	0	0	1.2	0	0	1	0	0	3	5.3	
MICHIGAN STATE	12/29/15	8	0-0	.000	0-0	.000	0-0	.000	0	1	1	1.2	0	0	1	0	0	0	4.8	
at Purdue	01/02/16	8	0-0	.000	0-0	.000	0-0	.000	0	0	0	1.1	1	0	1	0	0	0	4.5	
NEBRASKA	01/05/16	6	1-2	.500	0-1	.000	0-0	.000	0	0	0	1.0	1	0	0	0	0	2	4.3	
at Michigan State	1/14/16	10	0-1	.000	0-1	.000	0-0	.000	0	0	0	0.9	0	0	0	0	0	0	4.1	
Totals		0	187	24-47	.511	10-33	.303	7-9	.778	2	13	15	0.9	17	9	8	0	3	65	4.1

Games played: 16
 Minutes/game: 11.7
 Points/game: 4.1
 FG Pct: 51.1
 3FG Pct: 30.3
 FT Pct: 77.8

Rebounds/game: 0.9
 Assists/game: 0.6
 Turnovers/game: 0.5
 Assist/turnover ratio: 1.1
 Steals/game: 0.2

CAREER STATISTICS

YEAR	G/GS	FG-A	PCT	3-PT	PCT	FT-A	PCT	RB	AVG	PF-FO	AS	TO	BK	ST	PTS	AVG
Fresh.	7/0	4-8	.500	4-6	.667	1-2	.500	0	0.0	1-0	4	1	0	1	13	1.9
RS-Fresh.	16/0	24-47	.511	10-33	.303	7-9	.778	15	0.9	17-0	9	8	0	3	65	4.1
TOTALS	23/0	28-55	.509	14-39	.359	8-11	.727	15	0.7	18-0	13	9	0	4	78	3.4



IOWA HAWKEYE BASKETBALL

UPDATED IOWA PLAYER BIO

Andrew Fleming



2

Fr., 6-5, 206, Guard
Nashville, Tenn.
Oak Hill Academy (Va.)

- Played in eight contests
- Tallied five points, six rebounds, and three assists in win over Coppin State
- Registered two points, two rebounds, and three assists in victory at Marquette
- Made only 3-point field goal attempt in win over #20 Wichita State
- Netted six points, bolstered by 4-of-4 shooting from the foul line, in victory over UMKC
- Scored five points and had two assists in win over Western Illinois

Personal Bests

Points: 6 vs. UMKC, 12/5/15
Rebounds: 6 vs. Coppin State, 11/15/15
FGM: 2, 2x, last vs. Western Illinois, 12/7/15
FGA: 7 vs. Coppin State, 11/15/15
3-pt FG: 1, 3x, last vs. Western Illinois, 12/7/15
3-pt FGA: 5 vs. Coppin State, 11/15/15
FTM: 4 vs. UMKC, 12/5/15
FTA: 4, 2x, last vs. UMKC, 12/5/15
Assists: 4 vs. Coppin State, 11/15/15
Steals: ---
Blocks: ---
Minutes: 22 vs. Coppin State, 11/15/15

2015-16 Game-by-Game

Opponent	Date	gs	min	Total		3-Pointers		Free throws		Rebounds			pf	a	t/o	blk	stl	pts	avg	
				fg-fga	pct	3fg-fga	pct	ft-fa	pct	off	def	tot								avg
GARDNER-WEBB	11/13/15	4		0-1	.000	0-0	.000	1-2	.500	0	1	1	1.0	1	0	1	0	1	1.0	
COPPIN STATE	11/15/15	22		2-7	.286	1-5	.200	0-4	.000	1	5	6	3.5	1	4	3	0	0	5	3.0
at Marquette	11/19/15	8		1-2	.500	0-1	.000	0-0	.000	1	1	2	3.0	1	3	2	0	0	2	2.7
vs DAYTON	11/26/15	1		0-0	.000	0-0	.000	0-0	.000	0	0	0	2.3	1	0	0	0	0	0	2.0
vs NOTRE DAME	11/27/15	5		1-1	1.000	1-1	1.000	0-0	.000	0	0	0	1.8	0	0	0	0	0	3	2.2
UMKC	11/05/15	10		1-3	.333	0-2	.000	4-4	1.000	0	0	0	1.5	1	1	0	0	0	6	2.8
WESTERN ILLINOIS	12/07/15	14		2-5	.400	1-2	.500	0-0	.000	0	0	0	1.3	0	2	0	0	0	5	3.1
TENNESSEE TECH	12/22/15	7		0-0	.000	0-0	.000	0-0	.000	0	0	0	1.1	1	0	2	0	0	0	2.8
Totals		0	71	7-19	.368	3-11	.273	5-10	.500	2	7	9	1.1	6	10	8	0	0	22	2.8

Games played: 8
 Minutes/game: 8.9
 Points/game: 2.8
 FG Pct: 36.8
 3FG Pct: 27.3
 FT Pct: 50.0

Rebounds/game: 1.1
 Assists/game: 1.3
 Turnovers/game: 1.0
 Assist/turnover ratio: 1.3

CAREER STATISTICS

YEAR	G/GS	FG-A	PCT	3-PT	PCT	FT-A	PCT	RB	AVG	PF-FO	AS	TO	BK	ST	PTS	AVG
Fresh.	8/0	7-19	.368	3-11	.273	5-10	.500	9	1.1	6-0	10	8	0	0	22	2.8
TOTALS	8/0	7-19	.368	3-11	.273	5-10	.500	9	1.1	6-0	10	8	0	0	22	2.8



IOWA HAWKEYE BASKETBALL

UPDATED IOWA PLAYER BIO

Mike Gesell



10

Sr., 6-2, 190, Guard
South Sioux City, Neb.
South Sioux City HS

- 2015 Academic All-America Third Team and Academic All-District First Team honoree
- 2014 and 2015 Academic All-Big Ten selection
- Only the third Hawkeye to amass 800+ points, 350+ assists, 200+ rebounds, 100+ steals prior to his senior season
- Earned college degree in three years
- Named National and Big Ten Player of the Week by website *College Sports Madness* (Jan. 4)
- Named Big Ten Player of the Week by the league office (Jan. 4)
- Averaging 15.5 points and 6.5 assists during Iowa's 4-0 start in conference play
- Scored in double figures seven times this season
- Led team in steals a team-best six times and assists 11 times this season
- Ranks 10th nationally in assists (6.9) and 21st in assist-to-turnover ratio (3.3)
- Dished out 10+ assists three times this season, becoming first Hawkeye to do so since Jeff Horner (2005-06)
- Ranks second in the Big Ten in assists (6.9), sixth in steals (1.3), and seventh in assist/turnover ratio (3.3)
- Ranks sixth in Iowa career assists and third among active Big Ten players (462)
- Dished out 21 assists (7.0 apg) in three games at the Advocate Invitational
- Credited with a personal-best 12 assists to go along with five points, and four boards in win over Coppin State; the 12 assists tie for the fifth most in a single-game in school history
- Registered 11 points, four assists, and a game-best four steals in victory at Marquette
- Posted back-to-back 37-minute, 14-point, 9-assist games against ranked opponents (#17 Notre Dame and #20 Wichita State) in Orlando
- Netted double figures for the third straight game and fourth time this season in overtime victory over Florida State (10 points)
- Led team with seven assists in win over Western Illinois
- Dished out a team-best eight assists to go along with nine points at #2 Iowa State

2015-16 Game-by-Game

Opponent	Date	gs	min	Total		3-Pointers		Free throws		Rebounds				pf	a	t/o	blk	stl	pts	avg	
				fg-aga	pct	3fg-aga	pct	ft-fta	pct	off	def	tot	avg								
GARDNER-WEBB	11/13/15	*	28	1-3	.333	0-1	.000	0-0	.000	0	4	4	4.0	2	9	3	0	3	2	2.0	
COPPIN STATE	11/15/15	*	19	1-3	.333	1-2	.500	2-2	1.000	1	3	4	4.0	2	12	2	0	2	5	3.5	
at Marquette	11/19/15	*	28	5-11	.455	1-1	1.000	0-0	.000	0	3	3	3.7	1	4	0	0	4	11	6.0	
vs DAYTON	11/26/15	*	15	2-4	.500	1-1	1.000	2-3	.667	0	0	0	2.8	4	3	2	0	0	7	6.3	
vs NOTRE DAME	11/27/15	*	37	5-15	.333	0-3	.000	4-6	.667	2	1	3	2.8	1	9	1	0	1	14	7.8	
vs WICHITA STATE	11/29/15	*	37	4-7	.571	1-2	.500	5-6	.833	0	5	5	3.2	1	9	3	0	0	14	8.8	
FLORIDA STATE	12/02/15	*	40	4-8	.500	1-2	.500	1-2	.500	0	4	4	3.3	3	3	4	0	1	10	9.0	
UMKC	11/05/15	*	23	1-4	.250	0-1	.000	0-1	.000	0	3	3	3.3	3	6	1	0	3	2	8.1	
WESTERN ILLINOIS	12/07/15	*	22	1-3	.333	0-0	.000	0-1	.000	1	3	4	3.3	1	7	4	1	1	2	7.4	
at Iowa State	12/10/15	*	35	3-10	.300	1-2	.500	2-2	1.000	0	2	2	3.2	2	8	5	0	0	9	7.6	
vs Drake	12/19/15	*	34	7-8	.875	2-2	1.000	1-2	.500	0	3	3	3.2	0	4	0	1	0	17	8.5	
TENNESSEE TECH	12/22/15	*	27	1-3	.333	0-0	.000	0-0	.000	0	4	4	3.3	2	10	2	1	2	2	7.9	
MICHIGAN STATE	12/29/15	*	33	7-10	.700	0-0	.000	11-13	.846	0	3	3	3.2	3	3	1	0	2	25	9.2	
at Purdue	01/02/16	*	33	2-5	.400	1-2	.500	2-4	.500	1	6	7	3.5	4	7	1	1	1	7	9.1	
NEBRASKA	01/05/16	*	35	5-7	.714	1-1	1.000	11-13	.846	1	3	4	3.5	2	10	3	0	0	22	9.9	
at Michigan State	1/14/16	*	20	4-10	.400	0-1	.000	0-1	.000	0	3	3	3.5	2	6	1	0	0	8	9.8	
Totals			16	466	53-111	.477	10-21	.476	41-56	.732	6	50	56	3.5	33	110	33	4	20	157	9.8

Games played: 16
 Minutes/game: 29.1
 Points/game: 9.8
 FG Pct: 47.7
 3FG Pct: 47.6
 FT Pct: 73.2

Rebounds/game: 3.5
 Assists/game: 6.9
 Turnovers/game: 2.1
 Assist/turnover ratio: 3.3
 Steals/game: 1.3
 Blocks/game: 0.3

- Tallied a team-best 17 points (7-8 FG, 2-2 3-pt FG, 1-2 FT), including slamming home a crucial basket with 30 seconds left, while also dishing out a team-best four assists in victory over Drake
- Credited with a game-high 10 assists to go along with two steals, four rebounds and two points in win over Tennessee Tech
- Scored a career-high 25 points in victory over #1 Michigan State, shooting 7-of-10 from the floor, while converting a career-high 11-of-13 from the free throw line
- Dished out a game high seven assists in addition to recording seven points and grabbing seven rebounds in road win over #14 Purdue
- Notched first career double-double (22 points & 10 assists), connecting on 11-of-13 free throws in win over Nebraska
- Posted a game-high six assists and added eight points in road victory over #4 Michigan State

Personal Bests

Points: 25 vs. Michigan State, 12/29/15
Rebounds: 7 vs. Purdue, 1/2/16
FGM: 7, 5x, last vs. Michigan State, 12/29/15
FGA: 15, 3x, last vs. Notre Dame, 11/27/15
3-pt FG: 4, 2x, last at Penn State, 2/15/14
3-pt FGA: 6, 3x, last vs. Penn, 11/22/13
FTM: 11, 2x, last vs. Nebraska, 1/5/16
FTA: 13, 2x, last vs. Nebraska, 1/5/16
Assists: 12 vs. Coppin State, 11/15/15
Steals: 5 at Penn State, 2/28/15
Blocks: 1, 23x, last vs. Purdue, 1/2/16
Minutes: 42 at Wisconsin, 2/6/13

CAREER STATISTICS

YEAR	G/GS	FG-A	PCT	3-PT	PCT	FT-A	PCT	RB	AVG	PF-FO	AS	TO	BK	ST	PTS	AVG
Fresh.	34/30	106-263	.403	33-104	.317	50-63	.794	88	2.6	63-0	89	59	10	40	295	8.7
Soph.	33/33	90-240	.375	29-92	.315	49-73	.671	67	2.0	64-1	128	42	4	43	258	7.8
Junior	34/34	97-238	.408	16-60	.267	42-61	.689	66	1.9	58-0	135	61	5	33	252	7.4
Senior	16/16	53-111	.477	10-21	.476	41-56	.732	56	3.5	33-0	110	33	4	20	157	9.8
TOTALS	117/113	346-852	.406	88-277	.318	182-253	.719	277	2.4	218-2	462	195	23	136	962	8.2



IOWA HAWKEYE BASKETBALL

UPDATED IOWA PLAYER BIO

Brandon Hutton

2015-16 Game-by-Game



30

Fr., 6-5, 218, Forward
Chicago, Ill.
De La Salle

- Redshirting this season

Personal Bests

Points: ---
 Rebounds: ---
 FGM: ---
 FGA: ---
 3-pt FG: ---
 3-pt FGA: ---
 FTM: ---
 FTA: ---
 Assists: ---
 Steals: ---
 Blocks: ---
 Minutes: ---

CAREER STATISTICS

YEAR	G/GS	FG-A	PCT	3-PT	PCT	FT-A	PCT	RB	AVG	PF-FO	AS	TO	BK	ST	PTS	AVG
Fresh.	---	---	---	---	---	---	---	---	---	---	---	---	---	---	---	---
TOTALS	---	---	---	---	---	---	---	---	---	---	---	---	---	---	---	---



IOWA HAWKEYE BASKETBALL

UPDATED IOWA PLAYER BIO

Peter Jok



14

Jr., 6-6, 205, Guard
West Des Moines, Iowa
Valley HS

- Ranks second on the team in scoring (13.8 ppg) and 3-pointers (32) is first in free throw accuracy (31-of-37, .838)
- Tallied 20+ points four times this season, including 23 on the road against #4 Michigan State
- Tied for 10th in the Big Ten in 3-pointers made per game (2.1) and is fourth in steals (1.4)
- Made at least one 3-pointer in all but three games this season and made multiple triples 10 times
- Registered double figures in scoring 10 times this season
- Scored eight points before leaving game due to an ankle injury in season opening win over Gardner-Webb
- Did not play against Coppin State due to injury
- Tallied a game-high 20 points, bolstered by 4-of-6 shooting from 3-point range, in victory at Marquette
- Posted two 12-point, 6-rebound games at the Advocare Invitational (Dayton and Wichita State)
- Collected a career-high four steals and poured in a career-best 24 points, including sinking a go-ahead 3-pointer with 26 seconds left in overtime, to best Florida State
- Scored 16 of his 18 points in the second half to go along with four rebounds and a team-best two steals at #2 Iowa State
- Poured in 21 points, bolstered by sinking a career-high five 3-pointers, in win over Tennessee Tech

2015-16 Game-by-Game

Opponent	Date	gs	min	Total		3-Pointers		Free throws		Rebounds				pf	a	t/o	blk	stl	pts	avg	
				fg-fga	pct	3fg-3fga	pct	ft-fta	pct	off	def	tot	avg								
GARDNER-WEBB	11/13/15	*	10	2-5	.400	2-3	.667	2-2	1.000	1	0	1	1.0	2	0	0	0	1	8	8.0	
at Marquette	11/19/15	*	18	7-12	.583	4-6	.667	2-2	1.000	0	3	3	2.0	3	3	2	0	1	20	14.0	
vs DAYTON	11/26/15	*	27	5-12	.417	1-6	.167	1-3	.333	2	4	6	3.3	1	2	3	0	1	12	13.3	
vs NOTRE DAME	11/27/15	*	33	3-15	.200	2-9	.222	0-0	.000	1	3	4	3.5	2	3	1	0	0	8	12.0	
vs WICHITA STATE	11/29/15	*	19	3-9	.333	0-4	.000	6-6	1.000	2	4	6	4.0	3	0	1	0	0	12	12.0	
FLORIDA STATE	12/02/15	*	34	8-20	.400	3-9	.333	5-6	.833	0	2	2	3.7	3	2	2	0	4	24	14.0	
UMKC	11/05/15	*	15	3-8	.375	2-4	.500	2-2	1.000	0	0	0	3.1	2	0	0	0	1	10	13.4	
WESTERN ILLINOIS	12/07/15	*	15	4-7	.571	1-3	.333	0-0	.000	0	3	3	3.1	3	1	2	0	2	9	12.9	
at Iowa State	12/10/15	*	29	7-12	.583	4-7	.571	0-0	.000	0	4	4	3.2	2	2	2	0	2	18	13.4	
vs Drake	12/19/15	*	23	2-10	.200	0-4	.000	0-0	.000	0	2	2	3.1	2	2	0	0	0	4	12.5	
TENNESSEE TECH	12/22/15	*	21	7-16	.438	5-10	.500	2-2	1.000	1	0	1	2.9	1	2	0	0	1	21	13.3	
MICHIGAN STATE	12/29/15	*	29	5-12	.417	3-5	.600	6-8	.750	2	1	3	2.9	4	4	1	0	3	19	13.8	
at Purdue	01/02/16	*	32	5-13	.385	0-6	.000	1-2	.500	3	6	9	3.4	3	2	0	0	2	11	13.5	
NEBRASKA	01/05/16	*	31	3-12	.250	2-6	.333	0-0	.000	0	1	1	3.2	2	1	1	0	1	8	13.1	
at Michigan State	1/14/16	*	31	8-13	.615	3-5	.600	4-4	1.000	1	2	3	3.2	1	1	0	0	2	23	13.8	
Totals			15	367	72-176	.409	32-87	.368	31-37	.838	13	35	48	3.2	34	25	15	0	21	207	13.8

Games played: 15
 Minutes/game: 24.5
 Points/game: 13.8
 FG Pct: 40.9
 3FG Pct: 36.8
 FT Pct: 83.8

Rebounds/game: 3.2
 Assists/game: 1.7
 Turnovers/game: 1.0
 Assist/turnover ratio: 1.7
 Steals/game: 1.4

- Scored 19 points in victory over #1 Michigan State, adding three steals and matching a career high in assists with four
- Tallied 11 points, while leading the team with a game and career-high nine rebounds in road win over #14 Purdue
- Scored a game-high 23 points (8-13 FG, 3-5 3-pt FG) and posted two steals in road win over #4 Michigan State

Personal Bests

Points: 24 vs. Florida State, 12/2/15
Rebounds: 9, 2x, last vs. Purdue, 1/2/16
FGM: 8, 2x, last vs. Michigan State, 1/14/16
FGA: 20 vs. Florida State, 12/2/15
3-pt FG: 5 vs. Tennessee Tech, 12/22/15
3-pt FGA: 10 vs. Tennessee Tech, 12/22/15
FTM: 8 vs. Md.-Eastern Shore, 11/14/13
FTA: 8, 2x, last vs. Michigan State, 12/29/15
Assists: 4, 4x, last vs. Michigan State, 12/29/15
Steals: 4 vs. Florida State, 12/2/15
Blocks: 1, 7x, last at Northwestern, 2/15/15
Minutes: 34 vs. Florida State, 12/2/15

CAREER STATISTICS

YEAR	G/GS	FG-A	PCT	3-PT	PCT	FT-A	PCT	RB	AVG	PF-FO	AS	TO	BK	ST	PTS	AVG
Fresh.	27/0	38-95	.400	16-46	.348	27-34	.794	25	0.9	18-0	19	13	3	9	119	4.4
Soph.	34/21	83-232	.358	36-105	.343	37-41	.902	88	2.6	63-1	44	43	4	19	239	7.0
Junior	15/15	72-176	.409	32-87	.368	31-37	.838	48	3.2	34-0	25	15	0	21	207	13.8
TOTALS	76/36	193-503	.384	84-238	.353	95-112	.848	161	2.1	115-1	88	71	7	49	565	7.4



IOWA HAWKEYE BASKETBALL

UPDATED IOWA PLAYER BIO

Dale Jones



1

Jr., 6-7, 220, Forward
Waterloo, Iowa
Waterloo West HS
Tyler JC (Texas)

- Suffered a knee injury on Dec. 1 in practice and will miss the remainder of the season
- Shot at a 45 percent clip from 3-point range (9-of-20)
- Averaged eight points, making 6-of-14 from 3-point range, in Iowa's first three games
- Tallied a personal-best 16 points (6-9 FG, 4-6 3-pt FG), and had seven rebounds and two assists in win over Coppin State
- Registered five points and four rebounds in victory at Marquette
- Scored a combined nine points (three triples) in the three games played at the Advocare Invitational

Personal Bests

Points: 16 vs. Coppin State, 11/15/15
Rebounds: 7 vs. Coppin State, 11/15/15
FGM: 6 vs. Coppin State, 11/15/15
FGA: 9 vs. Coppin State, 11/15/15
3-pt FG: 4 vs. Coppin State, 11/15/15
3-pt FGA: 6 vs. Coppin State, 11/15/15
FTM: ---
FTA: ---
Assists: 2 vs. Coppin State, 11/15/15
Steals: 1 vs. Dayton, 11/26/15
Blocks: 1, 2x, last vs. Dayton, 11/26/15
Minutes: 22 vs. Coppin State, 11/15/15

2015-16 Game-by-Game

Opponent	Date	gs	min	Total		3-Pointers		Free throws		Rebounds				pf	a	t/o	blk	stl	pts	avg
				fg-fga	pct	3fg-fga	pct	ft-fga	pct	off	def	tot	avg							
GARDNER-WEBB	11/13/15	10	1-4	.250	1-4	.250	0-0	.000	0	4	4	4.0	3	0	0	0	0	3	3.0	
COPPIN STATE	11/15/15	22	6-9	.667	4-6	.667	0-0	.000	1	6	7	5.5	1	2	2	1	0	16	9.5	
at Marquette	11/19/15	16	2-7	.286	1-4	.250	0-0	.000	1	3	4	5.0	2	0	1	0	0	5	8.0	
vs DAYTON	11/26/15	15	2-6	.333	2-3	.667	0-0	.000	0	3	3	4.5	3	1	1	1	1	6	7.5	
vs NOTRE DAME	11/27/15	8	0-2	.000	0-1	.000	0-0	.000	0	0	0	3.6	1	0	0	0	0	0	6.0	
vs WICHITA STATE	11/29/15	7	1-2	.500	1-2	.500	0-0	.000	0	0	0	3.0	1	0	0	0	0	3	5.5	
Totals		0	78	12-30	.400	9-20	.450	0-0	.000	2	16	18	3.0	11	3	4	2	1	33	5.5

Games played: 6
 Minutes/game: 13.0
 Points/game: 5.5
 FG Pct: 40.0
 3FG Pct: 45.0

Rebounds/game: 3.0
 Assists/game: 0.5
 Turnovers/game: 0.7
 Assist/turnover ratio: 0.8
 Steals/game: 0.2
 Blocks/game: 0.3

CAREER STATISTICS

YEAR	G/GS	FG-A	PCT	3-PT	PCT	FT-A	PCT	RB	AVG	PF-FO	AS	TO	BK	ST	PTS	AVG
Junior	6/0	12-30	.400	9-20	.450	0-0	.000	18	3.0	11-0	3	4	2	1	33	5.5
TOTALS	6/0	12-30	.400	9-20	.450	0-0	.000	18	3.0	11-0	3	4	2	1	33	5.5



IOWA HAWKEYE BASKETBALL

UPDATED IOWA PLAYER BIO

Isaiah Moss

2015-16 Game-by-Game



4

Fr., 6-5, 200, Guard
Chicago, Ill.
Simeon HS

- Redshirting this season

Personal Bests

Points: ---
 Rebounds: ---
 FGM: ---
 FGA: ---
 3-pt FG: ---
 3-pt FGA: ---
 FTM: ---
 FTA: ---
 Assists: ---
 Steals: ---
 Blocks: ---
 Minutes: ---

CAREER STATISTICS

YEAR	G/GS	FG-A	PCT	3-PT	PCT	FT-A	PCT	RB	AVG	PF-FO	AS	TO	BK	ST	PTS	AVG
Fresh.	---	---	---	---	---	---	---	---	---	---	---	---	---	---	---	---
TOTALS	---	---	---	---	---	---	---	---	---	---	---	---	---	---	---	---



IOWA HAWKEYE BASKETBALL

UPDATED IOWA PLAYER BIO

Michael Soukup



3

2015-16 Game-by-Game

Opponent	Date	gs	min	Total		3-Pointers		Free throws		Rebounds				pf	a	t/o	blk	stl	pts	avg
				fg-fga	pct	3fg-fga	pct	ft-fta	pct	off	def	tot	avg							
COPPIN STATE	11/15/15	4		0-0	.000	0-0	.000	0-1	.000	0	1	1	1.0	0	1	0	0	0	0	0.0
UMKC	11/05/15	2		1-1	1.000	1-1	1.000	0-0	.000	0	0	0	0.5	0	1	0	0	0	3	1.5
WESTERN ILLINOIS	12/07/15	4		0-1	.000	0-1	.000	0-0	.000	0	0	0	0.3	0	0	0	0	0	0	1.0
TENNESSEE TECH	12/22/15	3		0-2	.000	0-1	.000	0-0	.000	0	0	0	0.3	0	0	0	0	0	0	0.8
Totals		0	13	1-4	.250	1-3	.333	0-1	.000	0	1	1	0.3	0	2	0	0	0	3	0.8

Games played: 4
 Minutes/game: 3.3
 Points/game: 0.8
 FG Pct: 25.0
 3FG Pct: 33.3
 FT Pct: 0.0

Rebounds/game: 0.3
 Assists/game: 0.5
 Assist/turnover ratio: 99.9

Jr., 6-4, 165, Guard
Danville, Iowa
Danville HS
Southeastern CC

- Non-scholarship athlete
- Identical twin, Steven, is a teammate
- Played in four games
- Had one rebound and an assist in four minutes of game action in win over Coppin State
- Made his only 3-point attempt and collected in an assist in victory over UMKC

Personal Bests

Points: 3 vs. UMKC, 12/5/15
Rebounds: 1 vs. Coppin State, 11/15/15
FGM: 1 vs. UMKC, 12/5/15
FGA: 2 vs. Tennessee Tech, 12/22/15
3-pt FG: 1 vs. UMKC, 12/5/15
3-pt FGA: 1, 3x, last vs. Tennessee Tech, 12/22/15
FTM: ---
FTA: 1 vs. Coppin State, 11/15/15
Assists: 1, 2x, last vs. UMKC, 12/5/15
Steals: ---
Blocks: ---
Minutes: 4, 2x, last vs. Western Illinois, 12/7/15

CAREER STATISTICS

YEAR	G/GS	FG-A	PCT	3-PT	PCT	FT-A	PCT	RB	AVG	PF-FO	AS	TO	BK	ST	PTS	AVG
Junior	4/0	1-4	.250	1-3	.333	0-1	.000	1	0.3	0-0	2	0	0	0	3	0.8
TOTALS	4/0	1-4	.250	1-3	.333	0-1	.000	1	0.3	0-0	2	0	0	0	3	0.8



IOWA HAWKEYE BASKETBALL

UPDATED IOWA PLAYER BIO

Steven Soukup



13

Jr., 6-4, 175, Guard
Danville, Iowa
Danville HS
Southeastern CC

- Non-scholarship athlete
- Identical twin, Michael, is a teammate
- Played in four games
- Had two rebounds and an assist in four minutes of game action in win over Coppin State
- Grabbed one rebound in victory over Western Illinois

Personal Bests

Points: ---
Rebounds: 2 vs. Coppin State, 11/15/15
FGM: ---
FGA: 2 vs. Coppin State, 11/15/15
3-pt FG: ---
3-pt FGA: 1 vs. Western Illionois, 12/7/15
FTM: ---
FTA: ---
Assists: 1 vs. Coppin State, 11/15/15
Steals: ---
Blocks: ---
Minutes: 4, 2x, last vs. Western Illinois, 12/7/15

2015-16 Game-by-Game

Opponent	Date	gs	min	Total		3-Pointers		Free throws		Rebounds				pf	a	t/o	blk	stl	pts	avg
				fg-fga	pct	3fg-fga	pct	ft-fa	pct	off	def	tot	avg							
COPPIN STATE	11/15/15	4	0-2	.000	0-0	.000	0-0	.000	0	2	2	2.0	1	1	0	0	0	0	0	0.0
UMKC	11/05/15	2	0-0	.000	0-0	.000	0-0	.000	0	0	0	1.0	0	0	0	0	0	0	0	0.0
WESTERN ILLINOIS	12/07/15	4	0-1	.000	0-1	.000	0-0	.000	0	1	1	1.0	0	0	0	0	0	0	0	0.0
TENNESSEE TECH	12/22/15	2	0-1	.000	0-1	.000	0-0	.000	0	0	0	0.8	0	0	0	0	0	0	0	0.0
Totals		0	12	0-4	.000	0-2	.000	0-0	.000	0	3	3	0.8	1	1	0	0	0	0	0.0

Games played: 4
 Minutes/game: 3.0
 FG Pct: 0.0
 3FG Pct: 0.0

Rebounds/game: 0.8
 Assists/game: 0.3
 Assist/turnover ratio: 99.9

CAREER STATISTICS

YEAR	G/GS	FG-A	PCT	3-PT	PCT	FT-A	PCT	RB	AVG	PF-FO	AS	TO	BK	ST	PTS	AVG
Junior	4/0	0-4	.000	0-2	.000	0-0	.000	3	0.8	1-0	1	0	0	0	0	0.0
TOTALS	4/0	0-4	.000	0-2	.000	0-0	.000	3	0.8	1-0	1	0	0	0	0	0.0



IOWA HAWKEYE BASKETBALL

UPDATED IOWA PLAYER BIO

Dom Uhl



25

So., 6-9, 215, Forward
Frankfurt, Germany
Point Pleasant Beach (NJ)

- Shooting at a 48 percent clip (42-of-87) from the field and 52 percent from 3-point territory (16-of-31)
- Made 18 of his last 22 free throw attempts
- Led team in rebounding four times this year
- Scored in double figures six times this season, including the last two games
- Shooting 78 percent (7-of-9) from behind the arc during Iowa's 4-0 start in conference play
- Started first career game in win over Coppin State, pouring in a career-high 18 points (7-10 FG, 3-5 3-pt FG, 1-2 FT), and grabbing five rebounds
- Had six points, six rebounds, and career highs in assists (3) and blocks (2) in win season opening over Gardner-Webb
- Scored in double figures for the second straight game, netting 10 points (4-4 FG, 2-2 3-pt FG) in win at Marquette
- Registered six points and five rebounds in overtime win over Florida State
- Posted first career double-double, pulling down a personal-best 10 rebounds and scoring 14 points in victory over UMKC
- Tallied 15 points and blocked a game and career-high three shots in win over Western Illinois
- Grabbed six rebounds and scored two points off the bench at #2 Iowa State
- Had seven points and grabbed a game-best eight rebounds while playing a career-high 28 minutes in victory over Drake
- Led team in rebounding, snagging seven rebounds, while also scoring four points in win over Tennessee Tech

2015-16 Game-by-Game

Opponent	Date	gs	min	Total		3-Pointers		Free throws		Rebounds				pf	a	t/o	blk	stl	pts	avg	
				fg-fga	pct	3fg-fga	pct	ft-fa	pct	off	def	tot	avg								
GARDNER-WEBB	11/13/15		19	3-6	.500	0-2	.000	0-1	.000	1	5	6	6.0	2	3	2	2	0	6	6.0	
COPPIN STATE	11/15/15	*	23	7-10	.700	3-5	.600	1-2	.500	0	5	5	5.5	0	1	0	0	0	18	12.0	
at Marquette	11/19/15		16	4-4	1.000	2-2	1.000	0-1	.000	0	1	1	4.0	2	2	1	0	3	10	11.3	
vs DAYTON	11/26/15		14	1-4	.250	0-0	.000	2-2	1.000	0	1	1	3.3	1	1	0	1	0	4	9.5	
vs NOTRE DAME	11/27/15		9	0-0	.000	0-0	.000	0-0	.000	0	1	1	2.8	0	0	1	0	0	0	7.6	
vs WICHITA STATE	11/29/15		9	0-0	.000	0-0	.000	0-0	.000	0	0	0	2.3	3	1	1	0	0	0	6.3	
FLORIDA STATE	12/02/15		19	2-4	.500	0-1	.000	2-2	1.000	2	3	5	2.7	0	0	0	0	0	6	6.3	
UMKC	11/05/15		22	6-10	.600	1-2	.500	1-2	.500	2	8	10	3.6	1	3	1	1	0	14	7.3	
WESTERN ILLINOIS	12/07/15		19	4-8	.500	2-4	.500	5-6	.833	1	3	4	3.7	1	0	0	3	1	15	8.1	
at Iowa State	12/10/15		17	0-3	.000	0-2	.000	2-2	1.000	3	3	6	3.9	4	0	1	0	0	2	7.5	
vs Drake	12/19/15		28	2-8	.250	1-2	.500	2-2	1.000	2	6	8	4.3	1	2	0	0	1	7	7.5	
TENNESSEE TECH	12/22/15		17	2-9	.222	0-2	.000	0-0	.000	4	3	7	4.5	0	1	2	0	0	4	7.2	
MICHIGAN STATE	12/29/15		21	2-5	.400	1-1	1.000	2-2	1.000	1	2	3	4.4	0	1	0	1	1	7	7.2	
at Purdue	01/02/16		15	2-5	.400	2-3	.667	0-0	.000	0	0	0	4.1	1	0	0	1	0	6	7.1	
NEBRASKA	01/05/16		24	3-6	.500	2-3	.667	2-4	.500	3	5	8	4.3	2	0	1	1	1	10	7.3	
at Michigan State	1/14/16		17	4-5	.800	2-2	1.000	0-0	.000	3	2	5	4.4	3	1	1	0	0	10	7.4	
Totals			1	289	42-87	.483	16-31	.516	19-26	.731	22	48	70	4.4	21	16	11	10	7	119	7.4

Games played: 16
 Minutes/game: 18.1
 Points/game: 7.4
 FG Pct: 48.3
 3FG Pct: 51.6
 FT Pct: 73.1

Rebounds/game: 4.4
 Assists/game: 1.0
 Turnovers/game: 0.7
 Assist/turnover ratio: 1.5
 Steals/game: 0.4
 Blocks/game: 0.6

- Scored seven points and recorded three rebounds in 21 minutes of action off the bench in win over #1 Michigan State
- Recorded six critical points, shooting 2-of-3 from behind the arc in road victory over #14 Purdue
- Led the team with eight rebounds, while tallying 10 points on 2-of-3 shooting from beyond the arc in win over Nebraska
- Tallied 10 points and grabbed five rebounds off the bench in victory at #4 Michigan State

Personal Bests

Points: 18 vs. Coppin State, 11/15/15
Rebounds: 10 vs. UMKC, 12/5/15
FGM: 7 vs. Coppin State, 11/15/15
FGA: 10, 2x, last vs. UMKC, 12/5/15
3-pt FG: 3 vs. Coppin State, 11/15/15
3-pt FGA: 5, 2x, last vs. Coppin State, 11/15/15
FTM: 5 vs. Western Illinois, 12/7/15
FTA: 6 vs. Western Illinois, 12/7/15
Assists: 3, 2x, last vs. UMKC, 12/5/15
Steals: 3 vs. Marquette, 11/19/15
Blocks: 3 vs. Western Illinois, 12/7/15
Minutes: 28 vs. Drake, 12/19/15

CAREER STATISTICS

YEAR	G/GS	FG-A	PCT	3-PT	PCT	FT-A	PCT	RB	AVG	PF-FO	AS	TO	BK	ST	PTS	AVG
Fresh.	33/0	26-72	.361	5-27	.185	11-21	.524	61	1.8	25-0	14	23	7	8	68	2.1
Soph.	16/1	42-87	.483	16-31	.516	19-26	.731	70	4.4	21-0	16	11	10	7	119	7.4
TOTALS	49/1	68-159	.428	21-58	.362	30-47	.638	131	2.7	46-0	30	34	17	15	187	3.8



IOWA HAWKEYE BASKETBALL

UPDATED IOWA PLAYER BIO

Okey Ukah



23

Sr., 6-7, 218, Forward
Iowa City, Iowa
West HS
Kirkwood CC

- Non-scholarship athlete
- Played in six games this season
- Netted a personal-best six points, making all three field goal attempts, and had a steal in win over Coppin State
- Had a block and one rebound in victory over UMKC
- Registered two points, one rebound, and one steal in win over Western Illinois

Personal Bests

Points: 6 vs. Coppin State, 11/15/15
Rebounds: 3 vs. Rutgers, 2/19/15
FGM: 3 vs. Coppin State, 11/15/15
FGA: 3, 2x, last vs. Western Illinois, 12/7/15
3-pt FG: ---
3-pt FGA: ---
FTM: 1 vs. Md. Eastern Shore, 11/14/13
FTA: 2, 2x, last vs. Western Illinois, 12/7/15
Assists: 1 vs. Rutgers, 2/19/15
Steals: 1, 4x, last vs. Western Illinois, 12/7/15
Blocks: 1 vs. Md. Eastern Shore, 11/14/13
Minutes: 5, 4x, last vs. Western Illinois, 12/7/15

2015-16 Game-by-Game

Opponent	Date	gs	min	Total		3-Pointers		Free throws		Rebounds				pf	a	t/o	blk	stl	pts	avg
				fg-fga	pct	3fg-fga	pct	ft-fa	pct	off	def	tot	avg							
GARDNER-WEBB	11/13/15	0	0-0	0-0	.000	0-0	.000	0-0	.000	0	0	0	0.0	1	0	0	0	0	0	0.0
COPPIN STATE	11/15/15	4	3-3	1-0	1.000	0-0	.000	0-0	.000	0	0	0	0.0	2	0	0	0	1	6	3.0
at Marquette	11/19/15	2	0-0	0-0	.000	0-0	.000	0-0	.000	0	0	0	0.0	0	0	0	0	0	0	2.0
UMKC	11/05/15	4	0-1	0-0	.000	0-0	.000	0-0	.000	0	1	1	0.3	0	0	0	1	0	0	1.5
WESTERN ILLINOIS	12/07/15	5	1-3	0-0	.333	0-0	.000	0-2	.000	1	0	1	0.4	1	0	0	0	1	2	1.6
TENNESSEE TECH	12/22/15	3	0-0	0-0	.000	0-0	.000	0-0	.000	0	0	0	0.3	1	0	0	0	0	0	1.3
Totals		0	18	4-7	.571	0-0	.000	0-2	.000	1	1	2	0.3	5	0	0	1	2	8	1.3

Games played: 6
 Minutes/game: 3.0
 Points/game: 1.3
 FG Pct: 57.1
 FT Pct: 0.0

Rebounds/game: 0.3
 Steals/game: 0.3
 Blocks/game: 0.2

CAREER STATISTICS

YEAR	G/GS	FG-A	PCT	3-PT	PCT	FT-A	PCT	RB	AVG	PF-FO	AS	TO	BK	ST	PTS	AVG
Soph.	9/0	1-4	.250	0-0	.000	1-2	.500	6	0.7	0-0	0	1	1	0	3	0.3
Junior	10/0	1-2	.500	0-0	.000	0-0	.000	7	0.7	3-0	1	2	0	2	2	0.2
Senior	6/0	4-7	.571	0-0	.000	0-2	.000	2	0.3	5-0	0	0	1	2	8	1.3
TOTALS	25/0	6-13	.462	0-0	.000	1-4	.250	15	0.6	8-0	1	3	2	4	13	0.5



IOWA HAWKEYE BASKETBALL

UPDATED IOWA PLAYER BIO

Jarrold Uthoff



20

Sr., 6-9, 221, Forward
Cedar Rapids, Iowa
Jefferson HS
Wisconsin

- 2016 midseason second-team All-America (NBC and ESPN)
- Named to the Lute Olson Award Watch List
- One of 25 players named to the John R. Wooden Award, Midseason Top 25
- Five career double-doubles, including one this year (at #4 Michigan State)
- Amassed 968 career points in 2 1/2 years of action; he is 32 points from reaching 1,000-point plateau
- Named Big Ten Co-Player of the Week (Dec. 14) after averaging 29.5 points, 9.0 rebounds, and 2.5 blocks in games against Western Illinois and ISU
- Jarrod Uthoff is 1-of-3 players in the country with 290+ points, 100+ rebounds, and 50+ blocks
- One of only five players from a major conference since 1996-97 to average 18+ points and 3+ blocks per game
- Reached double figures 50 times, including every game this season
- Averaging 18.8 points, 4.3 blocks, and 6.8 rebounds during Iowa's 4-0 conference start
- Blocked five shots in five games this season, including a career-high six against #1 Michigan State
- Leads Big Ten averaging 18.4 points and 3.3 blocks per outing and ranks ninth in rebounding (6.4)
- Made at least two 3-pointers in 10 games; shooting .810 from the charity stripe (47-of-58)
- Ranks third nationally in blocked shots (3.3) and is 58th in scoring (18.4)
- Netted a game-high 21 points, bolstered by 7-of-7 shooting from the free throw line, and collected six rebounds, two blocks, and two steals in season opening win over Gardner-Webb
- Had 13 points, blocked a game-high three shots, and snagged a team-best seven rebounds in victory over Coppin State
- Named to the five player Advocare Invitational All-Tournament Team after averaging 20 points, 5.7 rebounds, and 2.7 blocks in three games
- Tallied back-to-back 20-point scoring efforts against ranked opponents (Notre Dame and Wichita State)

2015-16 Game-by-Game

Opponent	Date	gs	min	Total		3-Pointers		Free throws		Rebounds				pf	a	t/o	blk	stl	pts	avg	
				fg-fga	pct	3fg-fga	pct	ft-fga	pct	off	def	tot	avg								
GARDNER-WEBB	11/13/15	*	26	6-12	.500	2-5	.400	7-7	1.000	3	3	6	6.0	3	0	2	2	2	21	21.0	
COPPIN STATE	11/15/15	*	18	6-10	.600	1-3	.333	0-0	.000	0	7	7	6.5	1	0	1	3	0	13	17.0	
at Marquette	11/19/15	*	25	6-11	.545	2-3	.667	1-2	.500	0	4	4	5.7	1	3	1	0	15	16.3		
vs DAYTON	11/26/15	*	31	6-15	.400	4-7	.571	2-3	.667	1	1	2	4.8	2	3	2	1	2	18	16.8	
vs NOTRE DAME	11/27/15	*	34	8-16	.500	2-5	.400	2-3	.667	2	6	8	5.4	1	0	0	2	1	20	17.4	
vs WICHITA STATE	11/29/15	*	37	9-15	.600	2-5	.400	2-2	1.000	1	6	7	5.7	1	1	1	5	2	22	18.2	
FLORIDA STATE	12/02/15	*	39	5-14	.357	1-4	.250	4-5	.800	3	5	8	6.0	1	3	0	4	0	15	17.7	
UMKC	11/05/15	*	21	5-12	.417	2-4	.500	1-2	.500	5	2	7	6.1	0	0	2	5	1	13	17.1	
WESTERN ILLINOIS	12/07/15	*	23	10-16	.625	4-5	.800	3-3	1.000	3	6	9	6.4	0	1	0	1	0	27	18.2	
at Iowa State	12/10/15	*	37	12-20	.600	5-8	.625	3-4	.750	3	6	9	6.7	3	1	1	4	1	32	19.6	
vs Drake	12/19/15	*	21	4-8	.500	0-2	.000	2-2	1.000	0	3	3	6.4	3	0	1	5	0	10	18.7	
TENNESSEE TECH	12/22/15	*	22	5-11	.455	1-5	.200	2-2	1.000	1	4	5	6.3	3	2	1	2	1	13	18.3	
MICHIGAN STATE	12/29/15	*	26	4-11	.364	1-3	.333	1-1	1.000	1	4	5	6.2	4	1	8	6	0	10	17.6	
at Purdue	01/02/16	*	38	7-16	.438	1-3	.333	10-14	.714	0	4	4	6.0	3	2	0	5	2	25	18.1	
NEBRASKA	01/05/16	*	36	9-16	.563	2-4	.500	5-6	.833	1	7	8	6.1	2	2	0	4	1	25	18.6	
at Michigan State	1/14/16	*	35	5-18	.278	3-8	.375	2-2	1.000	3	7	10	6.4	1	0	0	2	1	15	18.4	
Totals			16	469	107-221	.484	33-74	.446	47-58	.810	27	75	102	6.4	29	19	20	52	14	294	18.4

Games played: 16
 Minutes/game: 29.3
 Points/game: 18.4
 FG Pct: 48.4
 3FG Pct: 44.6
 FT Pct: 81.0

Rebounds/game: 6.4
 Assists/game: 1.2
 Turnovers/game: 1.3
 Assist/turnover ratio: 1.0
 Steals/game: 0.9
 Blocks/game: 3.3

- Rejected four shots, scored 15 points, and had eight boards in overtime win over Florida State
- Recorded 13 points, seven rebounds, and a game-high five blocks in victory over UMKC
- Poured in 27 points (10-of-16 FG, 4-of-5 3-pt FG, 3-3 FT) and snagged a game-high nine rebounds in win over Western Illinois
- Scored a personal-best 32 points, 30 in the first half, and collected nine rebounds and a game-best four blocks at #2 Iowa State
- Tallied 10 points and rejected five shots, in only 21 minutes of action, in victory over Drake
- Registered 13 points, five rebounds, and rejected a game-best two shots in win over Tennessee Tech
- Blocked a career-high six shots, while recording 10 points and five boards in win over #1 Michigan State
- Led the team with 25 points -- scored 16 of Iowa's 20 first half points -- in road victory over #14 Purdue, while also rejecting five shots and grabbing four boards
- Led team with 25 points for the second consecutive game, while grabbing a team-high eight boards and blocking four shots against Nebraska
- Registered fifth career double-double (15 points, 10 rebounds) in win at #4 Michigan State, becoming the fifth visiting player in the last 20 seasons to record 15+ points, 10+ rebounds, and 2+ blocks when playing the Spartans at the Breslin Center

Personal Bests

Points: 32 vs. Iowa State, 12/10/15
Rebounds: 12 vs. North Florida, 12/22/14
FGM: 12 vs. Iowa State, 12/10/15
FGA: 20 vs. Iowa State, 12/10/15
3-pt FG: 5, 2x, last vs. Iowa State, 12/10/15
3-pt FGA: 11 at Northwestern, 2/15/15
FTM: 10 vs. Purdue, 1/2/16
FTA: 14 vs. Purdue, 1/2/16
Assists: 5, 2x, last vs. Ohio State, 12/30/14
Steals: 4 vs. Rutgers, 2/19/15
Blocks: 6 vs. Michigan State, 12/29/15
Minutes: 39 vs. Florida State, 12/2/15

CAREER STATISTICS

YEAR	G/GS	FG-A	PCT	3-PT	PCT	FT-A	PCT	RB	AVG	PF-FO	AS	TO	BK	ST	PTS	AVG
Soph.	33/0	84-168	.500	17-40	.425	67-82	.817	152	4.6	38-0	26	31	35	11	252	7.6
Junior	34/34	156-363	.430	54-145	.372	56-76	.737	218	6.4	52-0	59	35	56	38	422	12.4
Senior	16/16	107-221	.484	33-74	.446	47-58	.810	102	6.4	29-0	19	20	52	14	294	18.4
TOTALS	83/50	347-752	.461	104-259	.402	170-216	.787	472	5.7	119-0	104	86	143	63	968	11.7



IOWA HAWKEYE BASKETBALL

UPDATED IOWA PLAYER BIO

Ahmad Wagner



0

Fr., 6-7, 225, Forward
Yellow Springs, Ohio
Wayne HS

- Made 60 percent of his field goal attempts (12-of-20)
- Played double-digit minutes six times this season, including win over No. 1 Michigan State
- Pulled down a team-best eight rebounds, and had six points and two blocks in only nine minutes of action in season opening win over Gardner-Webb
- Registered six points, four rebounds, two steals, and one assist in win over Coppin State
- Scored a personal-best nine points to go along with five rebounds, and three assists in victory over UMKC
- Grabbed six rebounds and tallied three points in win over Tennessee Tech
- Rejected two shots and pulled down one rebound in victory over #1 Michigan State
- Tallied two steals and one block in four minutes of action against #4 Michigan State

Personal Bests

Points: 9 vs. UMKC, 12/5/15
Rebounds: 8 vs. Gardner-Webb, 11/13/15
FGM: 3 vs. Gardner-Webb, 11/13/15
FGA: 4, 2x, last vs. Coppin State, 11/13/15
3-pt FG: ---
3-pt FGA: ---
FTM: 5 vs. UMKC, 12/5/15
FTA: 6 vs. UMKC, 12/5/15
Assists: 3 vs. UMKC, 12/5/15
Steals: 2, 2x, last vs. Michigan State, 1/14/16
Blocks: 2, 2x, last vs. Michigan State, 12/29/15
Minutes: 18 vs. Coppin State, 11/15/15

2015-16 Game-by-Game

Opponent	Date	gs	min	Total		3-Pointers		Free throws		Rebounds				pf	a	t/o	blk	stl	pts	avg
				fg-fga	pct	3fg-fga	pct	ft-fga	pct	off	def	tot	avg							
GARDNER-WEBB	11/13/15	9	3-4	.750	0-0	.000	0-1	.000	6	2	8	8.0	0	0	0	2	0	6	6.0	
COPPIN STATE	11/15/15	18	2-4	.500	0-0	.000	2-2	1.000	2	2	4	6.0	5	1	0	0	2	6	6.0	
at Marquette	11/19/15	11	1-1	1.000	0-0	.000	0-0	.000	1	1	2	4.7	2	0	2	0	0	2	4.7	
vs DAYTON	11/26/15	10	1-1	1.000	0-0	.000	0-2	.000	1	1	2	4.0	2	0	0	0	0	2	4.0	
vs NOTRE DAME	11/27/15	5	0-1	.000	0-0	.000	0-0	.000	0	1	1	3.4	3	0	0	1	0	0	3.2	
vs WICHITA STATE	11/29/15	2	0-0	.000	0-0	.000	0-0	.000	0	0	0	2.8	1	0	0	0	0	0	2.7	
FLORIDA STATE	12/02/15	8	1-1	1.000	0-0	.000	0-1	.000	0	2	2	2.7	2	0	1	0	0	2	2.6	
UMKC	11/05/15	17	2-3	.667	0-0	.000	5-6	.833	2	3	5	3.0	3	3	0	1	0	9	3.4	
WESTERN ILLINOIS	12/07/15	10	1-1	1.000	0-0	.000	0-0	.000	0	2	2	2.9	1	0	1	0	1	2	3.2	
vs Drake	12/19/15	9	0-0	.000	0-0	.000	0-0	.000	1	1	2	2.8	0	0	0	1	0	0	2.9	
TENNESSEE TECH	12/22/15	14	1-1	1.000	0-0	.000	1-3	.333	2	4	6	3.1	2	0	0	0	0	3	2.9	
MICHIGAN STATE	12/29/15	12	0-2	.000	0-0	.000	1-2	.500	0	1	1	2.9	0	0	0	2	0	1	2.8	
at Purdue	01/02/16	3	0-0	.000	0-0	.000	0-0	.000	0	0	0	2.7	0	0	1	0	0	0	2.5	
NEBRASKA	01/05/16	4	0-0	.000	0-0	.000	0-0	.000	0	1	1	2.6	0	0	0	0	0	0	2.4	
at Michigan State	1/14/16	4	0-1	.000	0-0	.000	0-0	.000	1	1	2	2.5	2	0	1	1	2	0	2.2	
Totals		0	136	12-20	.600	0-0	.000	9-17	.529	16	22	38	2.5	23	4	6	8	5	33	2.2

Games played: 15
 Minutes/game: 9.1
 Points/game: 2.2
 FG Pct: 60.0
 FT Pct: 52.9

Rebounds/game: 2.5
 Assists/game: 0.3
 Turnovers/game: 0.4
 Assist/turnover ratio: 0.7
 Steals/game: 0.3
 Blocks/game: 0.5

CAREER STATISTICS

YEAR	G/GS	FG-A	PCT	3-PT	PCT	FT-A	PCT	RB	AVG	PF-FO	AS	TO	BK	ST	PTS	AVG
Fresh.	15/0	12-20	.600	0-0	.000	9-17	.529	38	2.5	23-1	4	6	8	5	33	2.2
TOTALS	15/0	12-20	.600	0-0	.000	9-17	.529	38	2.5	23-1	4	6	8	5	33	2.2



IOWA HAWKEYE BASKETBALL

UPDATED IOWA PLAYER BIO

Christian Williams



11

Fr., 6-6, 200, Guard
Decatur, Ill.
St. Theresa HS

- Played in 10 games
- Had three points in three minutes of action in season opening win over Gardner-Webb
- Tallied five points and two assists in victory over Coppin State
- Made both free throw attempts and collected a steal in win over Tennessee Tech
- Recorded one steal and one assist in four minutes of action in win at #4 Michigan State

Personal Bests

Points: 5 vs. Coppin State, 11/15/15
Rebounds: 3 vs. Gardner-Webb, 11/13/15
FGM: 2 vs. Coppin State, 11/15/15
FGA: 5 vs. Coppin State, 11/15/15
3-pt FG: 1 vs. Coppin State, 11/15/15
3-pt FGA: 1, 2x, last vs. UMKC, 12/5/15
FTM: 2 vs. Tennessee Tech, 12/22/15
FTA: 2 vs. Tennessee Tech, 12/22/15
Assists: 2 vs. Coppin State, 11/15/15
Steals: 1, 2x, last vs. Michigan State, 1/14/16
Blocks: ---
Minutes: 14 vs. Coppin State, 11/15/15

2015-16 Game-by-Game

Opponent	Date	gs	min	Total		3-Pointers		Free throws		Rebounds				pf	a	t/o	blk	stl	pts	avg
				fg-fga	pct	3fg-fga	pct	ft-fa	pct	off	def	tot	avg							
GARDNER-WEBB	11/13/15	3	0-0	.000	0-0	.000	0-0	.000	1	2	3	3.0	0	0	1	0	0	0	0	0.0
COPPIN STATE	11/15/15	14	2-5	.400	1-1	1.000	0-1	.000	0	1	1	2.0	0	2	0	0	0	0	5	2.5
at Marquette	11/19/15	6	0-0	.000	0-0	.000	0-0	.000	0	1	1	1.7	0	0	0	0	0	0	0	1.7
vs DAYTON	11/26/15	2	0-1	.000	0-0	.000	0-0	.000	0	0	0	1.3	0	1	0	0	0	0	0	1.3
vs NOTRE DAME	11/27/15	1	0-1	.000	0-0	.000	0-0	.000	0	0	0	1.0	0	0	0	0	0	0	0	1.0
vs WICHITA STATE	11/29/15	0	0-0	.000	0-0	.000	0-0	.000	0	0	0	0.8	0	0	0	0	0	0	0	0.8
UMKC	11/05/15	6	0-2	.000	0-1	.000	0-0	.000	0	0	0	0.7	0	0	0	0	0	0	0	0.7
WESTERN ILLINOIS	12/07/15	7	0-1	.000	0-0	.000	0-0	.000	1	0	1	0.8	0	0	0	0	0	0	0	0.6
TENNESSEE TECH	12/22/15	6	0-0	.000	0-0	.000	2-2	1.000	0	0	0	0.7	2	0	0	0	1	2	0.8	
at Michigan State	1/14/16	4	0-0	.000	0-0	.000	0-0	.000	1	0	1	0.7	0	1	1	0	1	0	0.7	
Totals		0	49	2-10	.200	1-2	.500	2-3	.667	3	4	7	0.7	2	4	2	0	2	7	0.7

Games played: 10
 Minutes/game: 4.9
 Points/game: 0.7
 FG Pct: 20.0
 3FG Pct: 50.0
 FT Pct: 66.7

Rebounds/game: 0.7
 Assists/game: 0.4
 Turnovers/game: 0.2
 Assist/turnover ratio: 2.0
 Steals/game: 0.2

CAREER STATISTICS

YEAR	G/GS	FG-A	PCT	3-PT	PCT	FT-A	PCT	RB	AVG	PF-FO	AS	TO	BK	ST	PTS	AVG
Fresh.	10/0	2-10	.200	1-2	.500	2-3	.667	7	0.7	2-0	4	2	0	2	7	0.7
TOTALS	10/0	2-10	.200	1-2	.500	2-3	.667	7	0.7	2-0	4	2	0	2	7	0.7



IOWA HAWKEYE BASKETBALL

UPDATED IOWA PLAYER BIO

Adam Woodbury



34

Sr., 7-1, 250, Center
Sioux City, Iowa
East HS

- 2014 and 2015 Academic All-Big Ten honoree
- Started 120-of-121 games of his collegiate career
- Scored in double figures seven times this season
- Four career double-doubles, including twice this year (#17 Notre Dame and Florida State)
- Second on the team and 10th in the Big Ten in rebounding (6.3)
- Shooting at a career percentage from the free throw line this season (.780, 32-of-41)
- His 588 career rebounds are fifth among active Big Ten players
- Scored a season-high 11 points and had six rebounds in 22 minutes in season opening win over Gardner-Webb
- Registered 10 points and a team-high seven rebounds in victory at Marquette
- Reached double figures in consecutive games against ranked opponents at the Advocare Invitational (14 vs. #17 Notre Dame and 15 vs. #20 Wichita State)
- Posted first double-double of the season vs. #17 Notre Dame, scoring 14 points on 7-of-9 shooting from the field, and corralling a season-best 10 rebounds
- Netted 15 points, bolstered by 7-of-10 shooting from the free throw line in win over #20 Wichita State
- Pulled down a team-best 10 rebounds and scored 11 points (3-5 FG, 5-5 FT) in overtime win over Florida State
- Tallied 10 points in win over Western Illinois
- Registered 12 points and five rebounds at #2 Iowa State

2015-16 Game-by-Game

Opponent	Date	gs	min	Total		3-Pointers		Free throws		Rebounds				pf	a	t/o	blk	stl	pts	avg	
				fg-fga	pct	3fg-fga	pct	ft-fga	pct	off	def	tot	avg								
GARDNER-WEBB	11/13/15	*	22	3-6	.500	0-0	.000	5-7	.714	2	4	6	6.0	0	0	1	0	0	11	11.0	
COPPIN STATE	11/15/15	*	8	1-2	.500	0-0	.000	0-0	.000	2	3	5	5.5	3	0	1	0	0	2	6.5	
at Marquette	11/19/15	*	21	4-6	.667	0-0	.000	2-2	1.000	1	6	7	6.0	1	2	0	0	2	10	7.7	
vs DAYTON	11/26/15	*	23	1-2	.500	0-0	.000	4-4	1.000	1	7	8	6.5	3	0	1	0	0	6	7.3	
vs NOTRE DAME	11/27/15	*	24	7-9	.778	0-0	.000	0-0	.000	4	6	10	7.2	4	0	1	1	1	14	8.6	
vs WICHITA STATE	11/29/15	*	33	4-7	.571	0-0	.000	7-10	.700	5	2	7	7.2	2	2	3	0	0	15	9.7	
FLORIDA STATE	12/02/15	*	33	3-5	.600	0-0	.000	5-5	1.000	5	5	10	7.6	4	1	1	0	1	11	9.9	
UMKC	11/05/15	*	22	2-7	.286	0-0	.000	0-0	.000	2	4	6	7.4	1	1	1	0	0	4	9.1	
WESTERN ILLINOIS	12/07/15	*	18	4-6	.667	0-0	.000	2-2	1.000	3	1	4	7.0	1	1	1	0	1	10	9.2	
at Iowa State	12/10/15	*	35	5-9	.556	0-0	.000	2-2	1.000	1	4	5	6.8	3	1	3	1	0	12	9.5	
vs Drake	12/19/15	*	12	2-5	.400	0-0	.000	0-0	.000	1	0	1	6.3	1	1	1	0	1	4	9.0	
TENNESSEE TECH	12/22/15	*	18	3-4	.750	0-0	.000	1-2	.500	2	4	6	6.3	1	2	0	0	1	7	8.8	
MICHIGAN STATE	12/29/15	*	22	4-6	.667	0-0	.000	0-0	.000	2	3	5	6.2	4	0	0	0	0	8	8.8	
at Purdue	01/02/16	*	25	3-7	.429	0-0	.000	0-0	.000	3	4	7	6.2	1	0	2	0	1	6	8.6	
NEBRASKA	01/05/16	*	31	2-7	.286	0-0	.000	4-5	.800	2	4	6	6.2	3	0	1	1	0	8	8.5	
at Michigan State	1/14/16	*	31	2-6	.333	0-0	.000	0-2	.000	4	4	8	6.3	3	2	1	1	0	4	8.3	
Totals			16	378	50-94	.532	0-0	.000	32-41	.780	40	61	101	6.3	35	13	18	4	8	132	8.3

Games played: 16
 Minutes/game: 23.6
 Points/game: 8.3
 FG Pct: 53.2
 FT Pct: 78.0

Rebounds/game: 6.3
 Assists/game: 0.8
 Turnovers/game: 1.1
 Assist/turnover ratio: 0.7
 Steals/game: 0.5
 Blocks/game: 0.3

- Had seven points, six rebounds, two assists and a steal in win over Tennessee Tech
- Gathered five boards and scored eight points on 4-of-6 shooting from the field in victory over #1 Michigan State
- Notched six points and collected seven rebounds in road victory over #14 Purdue
- Grabbed six boards and tallied eight points, while shooting 4-of-5 from the charity stripe in win over Nebraska
- Collected eight rebounds and rejected one shot in road win over #4 Michigan State

Personal Bests

Points: 16, 2x, last vs. Maryland, 2/8/15
Rebounds: 11, 2x, last vs. NDSU, 11/17/14
FGM: 8 vs. Tennessee, 3/19/14
FGA: 11 vs. Tennessee, 3/19/14
FTM: 7, 3x, last vs. Wichita State, 11/29/15
FTA: 12 vs. Michigan State, 1/28/14
Assists: 6 at Michigan, 2/5/15
Steals: 3, 2x, last at Nebraska, 2/23/15
Blocks: 3, 3x, last vs. Penn State, 1/31/13
Minutes: 35 vs. Iowa State, 12/10/15

CAREER STATISTICS

YEAR	G/GS	FG-A	PCT	3-PT	PCT	FT-A	PCT	RB	AVG	PF-FO	AS	TO	BK	ST	PTS	AVG
Fresh.	38/38	81-166	.488	0-0	.000	26-51	.510	181	4.8	96-1	22	48	29	16	188	4.9
Soph.	33/33	70-136	.515	0-0	.000	49-69	.710	130	3.9	84-2	27	34	19	18	189	5.7
Junior	34/33	87-178	.489	0-0	.000	49-85	.576	176	5.2	92-3	30	47	13	19	223	6.6
Senior	16/16	50-94	.532	0-0	.000	32-41	.780	101	6.3	35-0	13	18	4	8	132	8.3
TOTALS	121/120	288-574	.504	0-0	.000	156-246	.634	588	4.9	307-6	92	147	65	61	732	6.0



IOWA HAWKEYE BASKETBALL

Game-by-Game Results

Overall: 13-3 Big Ten: 4-0 Home: 8-0 Away: 3-1 Neutral: 2-2

Date	Opponent	Result	Attend.	Top Scorer	Top Rebounder
Nov. 13	Gardner-Webb	W, 76-59	14,209	21, Jarrod Uthoff	8, Ahmad Wagner
Nov. 15	Coppin State	W, 103-68	12,350	20, Brady Ellingson	7, Dale Jones/Jarrod Uthoff
Nov. 19	at Marquette	W, 89-61	13,297	20, Peter Jok	7, Adam Woodbury
^ Nov. 26	vs. Dayton	L, 77-82	4,871	18, Jarrod Uthoff	8, Adam Woodbury
^ Nov. 27	vs. #17 Notre Dame	L, 62-68	4,508	20, Jarrod Uthoff	10, Adam Woodbury
^ Nov. 29	vs. #20 Wichita State	W, 84-61	2,031	22, Jarrod Uthoff	7, Jarrod Uthoff/Adam Woodbury
\$ Dec. 2	Florida State	W, 78-75 (OT)	11,247	24, Peter Jok	10, Adam Woodbury
Dec. 5	UMKC	W, 95-75	11,763	14, Nicholas Baer/Dom Uhl	10, Dom Uhl
Dec. 7	Western Illinois	W, 90-56	11,395	27, Jarrod Uthoff	9, Jarrod Uthoff
+ Dec. 10	at #2 Iowa State	L, 82-83	14,384	32, Jarrod Uthoff	9, Jarrod Uthoff
# Dec. 19	vs. Drake	W, 70-64	15,424	17, Mike Gesell	8, Dom Uhl
Dec. 22	Tennessee Tech	W, 85-63	14,432	21, Peter Jok	7, Dom Uhl
* Dec. 29	#1 Michigan State	W, 83-70	15,400	25, Mike Gesell	5, Baer/Uthoff/Woodbury
* Jan. 2	at #14 Purdue	W, 70-63	14,846	25, Jarrod Uthoff	9, Peter Jok
* Jan. 5	Nebraska	W, 77-66	11,736	25, Jarrod Uthoff	8, Dom Uhl/Jarrod Uthoff
* Jan. 14	at #4 Michigan State	W, 76-59	14,797	23, Peter Jok	10, Jarrod Uthoff

^ - *Advocare Invitational -- Orlando, Florida*

\$ - *Big Ten/ACC Challenge*

+ - *Iowa Corn Cy-Hawk Series*

- *Hy-Vee Big Four Classic -- Des Moines, Iowa*

* - *Big Ten Conference Game*

% - *Big Ten Tournament -- Indianapolis*

Attendance Summary	Games	Totals	Average
Home	8	102,572	12,822
Away	4	57,324	14,331
Neutral	4	26,834	6,709
Totals	16	186,721	11,670



IOWA HAWKEYE BASKETBALL

Game-by-Game Statistics

Team	Score	FG-A	PCT	3-PT. FG	PCT	FT-A	PCT	REB	PF	AS	TO	BS	ST
at Iowa	76	24-59	.407	7-24	.292	21-28	.750	46	19	15	14	6	8
Gardner-Webb	59	19-60	.317	6-23	.261	15-21	.714	39	28	10	17	0	7
at Iowa	103	40-72	.556	12-28	.429	11-20	.550	51	18	31	11	6	5
Coppin State	68	24-74	.324	8-28	.286	12-22	.545	44	20	13	12	0	6
Iowa	89	36-66	.545	12-22	.545	5-7	.714	33	17	25	12	2	14
at Marquette	61	22-57	.386	7-30	.233	10-14	.714	32	14	14	19	2	6
Iowa	77	27-62	.435	12-24	.500	11-17	.647	33	22	19	12	3	6
vs. Dayton	82	27-55	.491	7-20	.350	21-27	.778	39	21	11	16	1	7
Iowa	62	25-66	.379	6-24	.250	6-9	.667	40	19	13	7	6	4
vs. #17 Notre Dame	68	25-55	.455	8-25	.320	10-15	.667	36	15	13	7	4	1
Iowa	84	28-52	.538	8-18	.444	20-24	.833	38	18	16	12	5	4
vs. #20 Wichita State	61	21-59	.356	6-22	.273	13-17	.765	30	17	11	11	1	6
at Iowa	78	27-64	.422	5-21	.238	19-26	.731	42	17	15	12	4	9
Florida State	75	29-76	.382	5-23	.217	12-15	.800	49	22	16	14	2	5
at Iowa	95	34-72	.472	12-25	.480	15-19	.789	42	15	22	6	8	6
UMKC	75	29-66	.439	7-18	.389	10-16	.625	38	18	12	12	3	5
at Iowa	90	33-66	.500	10-23	.435	14-19	.737	45	11	20	11	5	10
Western Illinois	56	23-66	.348	6-22	.273	4-7	.571	35	20	13	16	2	5
Iowa	82	31-65	.477	11-27	.407	9-10	.900	37	14	18	17	6	4
at #2 Iowa State	83	34-70	.486	9-30	.300	6-11	.545	36	11	17	13	3	10
Iowa	70	28-60	.467	8-21	.381	6-8	.750	31	12	12	3	14	4
vs. Drake	64	24-60	.400	11-26	.423	5-8	.625	39	12	14	11	3	0
at Iowa	85	32-70	.457	11-30	.367	10-13	.769	41	15	19	10	4	8
Tennessee Tech	63	22-57	.386	8-26	.308	11-16	.688	37	14	11	18	1	4
at Iowa	83	27-56	.482	6-13	.462	23-31	.742	35	20	15	12	11	8
#1 Michigan State	70	27-64	.422	3-13	.231	13-20	.650	41	27	11	16	5	7
Iowa	70	25-58	.431	7-19	.368	13-20	.650	37	16	14	9	9	10
at #14 Purdue	63	23-59	.390	8-25	.320	9-15	.600	38	18	17	14	5	4
at #19 Iowa	77	23-53	.434	7-17	.412	24-32	.750	37	15	14	7	7	4
Nebraska	66	25-58	.431	7-20	.350	9-16	.563	34	26	8	9	2	4
#16 Iowa	76	28-65	.431	10-22	.455	10-16	.625	39	16	15	9	4	7
at #4 Michigan State	59	23-55	.418	4-21	.190	9-13	.692	35	19	14	16	4	3



IOWA HAWKEYE BASKETBALL

The Last Time...

The Last Time a Player . . .

Had 30 or more points

Iowa -- 32, Jarrod Uthoff, at #2 Iowa State, 12/10/15

Opponent -- 30, Will Sheehey, Indiana, 2/27/14

Made at least 90% of his FGA (10 att.)

Iowa -- .900 (9-10), Aaron White vs. Md. Eastern Shore, 11/14/13

Opponent -- .900 (9-10), E.J. Singler, Oregon, 3/18/12

Made 100% of his FTA (10 att.)

Iowa -- 1.000 (10-10), Aaron White vs. North Carolina, 12/3/14

Opponent -- 1.000 (10-10), Morris Smith IV, UTSA, 11/15/09

Had 15 or more rebounds

Iowa -- 16, Gabriel Olaseni at Purdue, 1/24/15

Opponent -- 15, Branden Dawson, 1/8/15

Had 10 or more assists

Iowa -- 10, Mike Gesell vs. Nebraska, 1/5/16

Opponent -- 10, Jerian Grant, Notre Dame, 12/3/13

Had 5 or more blocks

Iowa -- Jarrod Uthoff (5) vs. Purdue, 1/2/16

Opponent -- 5, Alex Olah, Northwestern, 2/15/15

Had 5 or more steals

Iowa -- 5, Mike Gesell at Penn State, 2/28/15

Opponent -- 6, Geno Thorpe, Penn State, 3/12/15

The Last Time a Team . . .

Scored 100 or more points

Iowa -- 103 vs. Coppin State, 11/15/15

Opponent -- 108 by Oregon, 3/18/12

Scored 40 or fewer points

Iowa -- 40 at Wisconsin, 3/3/10

Opponent -- 39 by UNC Wilmington, 11/8/13

Won an overtime game

Iowa -- 78-75 (OT) vs. Florida State, 12/3/15

Opponent -- 66-61 (OT) by Northwestern, 2/15/15

Made at least 60% of its FGA (20 att.)

Iowa -- .643 (27-42) vs Maryland, 2/8/15

Opponent -- .615 (32-52) by Gonzaga, 3/22/15

Made at least 50% of its 3-pt. FGA (8 att.)

Iowa -- .500 (12-24) vs. Wichita State, 11/29/15

Opponent -- .625 (10-16) by Gonzaga, 3/22/15

Made at least 90% of its FTA (10 att.)

Iowa -- .900 (9-10) at #2 Iowa State, 12/10/15

Opponents -- .939 (15-16) by Illinois, 2/25/15



IOWA HAWKEYE BASKETBALL

Season & Career Bests

Season Bests

Player	Points	3-Pointers	Rebounds	Assists	Blocks	Steals
Nicholas Baer	19, Tennessee Tech	4, UMKC	7, Drake	2, twice	6, Drake	2, twice
Anthony Clemmons	13, twice	2, twice	5, Tennessee Tech	7, at Marquette	1, four times	4, Purdue
Brady Ellingson	20, Coppin State	3, Dayton	3, twice	2, twice	---	1, three times
Andrew Fleming	6, UMKC	1, three times	6, Coppin State	4, Coppin State	---	---
Mike Gesell	25, Michigan State	2, Drake	7, Purdue	12, Coppin State	1, four times	4, at Marquette
Brandon Hutton	---	---	---	---	---	---
Peter Jok	24, Florida State	5, Tennessee Tech	9, Purdue	4, Michigan State	---	4, Florida State
Dale Jones	16, Coppin State	4, Coppin State	7, Coppin State	2, Coppin State	1, twice	1, Dayton
Isaiah Moss	---	---	---	---	---	---
Michael Soukup	3, UMKC	1, UMKC	1, Coppin State	1, twice	---	---
Steven Soukup	---	---	2, Coppin State	1, Coppin State	---	---
Dom Uhl	18, Coppin State	3, Coppin State	10, UMKC	3, twice	3, Western Illinois	3, at Marquette
Okey Ukah	6, Coppin State	---	1, twice	---	---	1, twice
Jarrod Uthoff	32, Iowa State	5, at Iowa State	9, twice	3, three times	6, Michigan State	2, four times
Ahmad Wagner	9, UMKC	---	8, Gardner-Webb	3, UMKC	2, twice	2, twice
Christian Williams	5, Coppin State	1, Coppin State	3, Gardner-Webb	2, Coppin State	---	1, twice
Adam Woodbury	15, Wichita State	---	10, twice	2, three times	1, three times	2, at Marquette

Career Bests

Player	Points	3-Pointers	Rebounds	Assists	Blocks	Steals
Nicholas Baer	19, Tenn. Tech, '15	4, UMKC, '15	7, Drake, '15	2, twice	6, Drake, '15	2, twice
Anthony Clemmons	14, twice	3, twice	5, three times	9, Coppin St., '12	2, Omaha, '13	4, Purdue, '16
Brady Ellingson	20, Coppin St., '15	3, Dayton, '15	3, twice	2, three times	---	1, five times
Andrew Fleming	6, UMKC, '15	1, three times	6, Coppin St., '15	4, Coppin St., '15	---	---
Mike Gesell	25, Michigan State, '15	4, twice	7, Purdue, '16	12, Coppin St., '15	1, 23 times	5, Penn State, '15
Brandon Hutton	---	---	---	---	---	---
Peter Jok	24, Florida State, '15	5, Tenn. Tech, '15	9, twice	4, four times	1, six times	4, Florida State, '15
Dale Jones	16, Coppin St., '15	4, Coppin St., '15	7, Coppin St., '15	2, Coppin St., '15	1, twice	1, Dayton, '15
Isaiah Moss	---	---	---	---	---	---
Michael Soukup	3, UMKC, '15	1, UMKC, '15	1, Coppin St., '15	1, twice	---	---
Steven Soukup	---	---	2, Coppin St., '15	1, Coppin St., '15	---	---
Dom Uhl	18, Coppin St., '15	3, Coppin St., '15	10, UMKC, '15	3, twice	3, Western Illinois, '15	3, Marquette, '15
Okey Ukah	6, Coppin St., '15	---	3, Rutgers	1, Rutgers, '15	1, UMES, '13	1, four times
Jarrod Uthoff	32, Iowa State, '15	5, twice	12, North Florida, '14	5, twice	6, Michigan State, '15	4, Rutgers, '15
Ahmad Wagner	9, UMKC, '15	---	8, GWU, '15	3, UMKC, '15	2, twice	2, twice
Christian Williams	5, Coppin St., '15	1, Coppin St., '15	3, GWU, '15	2, Coppin St., '15	---	1, twice
Adam Woodbury	16, twice	---	11, twice	6, Michigan, '15	3, three times	3, twice



IOWA HAWKEYE BASKETBALL

Season Highs And Lows/Specialty Statistics

CATEGORY	IOWA		OPPONENTS	
<u>Points</u>	High	103	Coppin State	83
	Low	62	Notre Dame	56
<u>FG Made</u>	High	40	Coppin State	34
	Low	23	Nebraska	19
<u>FG Att.</u>	High	72	2x, last vs. UMKC	76
	Low	52	Wichita State	55
<u>FG%</u>	High	.556	Coppin State	.491
	Low	.379	Notre Dame	.317
<u>3FG Made</u>	High	12	4x, last vs. UMKC	11
	Low	5	Florida State	3
<u>3FG Att.</u>	High	30	Tennessee Tech	30
	Low	13	Michigan State	13
<u>3FG%</u>	High	.545	Marquette	.423
	Low	.238	Florida State	.190
<u>FTM</u>	High	24	Nebraska	21
	Low	5	Marquette	4
<u>FTA</u>	High	32	Nebraska	27
	Low	7	Marquette	7
<u>FT% (min. 10)</u>	High	.900	Iowa State	.800
	Low	.550	Coppin State	.545
<u>Off. Reb.</u>	High	16	2x, last vs. UMKC	19
	Low	7	Marquette	8
<u>Def. Reb.</u>	High	41	Coppin State	30
	Low	22	Drake	16
<u>Total Reb.</u>	High	51	Coppin State	49
	Low	31	Drake	30
<u>Assists</u>	High	31	Coppin State	19
	Low	12	Drake	8
<u>Steals</u>	High	14	Marquette	10
	Low	4	5x, last vs. Nebraska	0
<u>Blocks</u>	High	14	Drake	5
	Low	2	Marquette	0
<u>Turnovers</u>	High	17	Iowa State	19
	Low	3	Drake	7
<u>Fouls</u>	High	22	Dayton	28
	Low	11	Western Illinois	12

GAME-BY-GAME SPECIALTY STATS

Date	Opponent	Pts. Off	Pts. in	2nd	Bench
		TO's	Paint	Chance	Points
		IA-Opp.	IA-Opp.	IA-Opp.	IA-Opp.
11/13	Gardner-Webb	21-11	28-16	12-14	26-21
11/15	Coppin State	19-7	50-30	9-7	58-30
11/19	at Marquette	22-11	42-28	9-7	22-16
11/26	Dayton	15-16	14-34	20-12	23-13
11/27	#17 Notre Dame	11-9	22-26	10-8	3-14
11/29	#20 Wichita State	17-22	26-28	17-17	16-41
12/2	Florida State	19-10	30-46	6-13	8-14
12/5	UMKC	17-6	34-44	23-18	53-29
12/7	Western Illinois	24-7	40-28	11-15	33-22
12/10	at #2 Iowa State	19-32	28-42	11-20	4-19
12/19	vs. Drake	18-0	38-22	12-9	25-11
12/22	Tennessee Tech	17-11	34-20	19-6	31-24
12/29	#1 Michigan State	21-16	30-44	15-18	3-4
1/2	at #14 Purdue	22-7	24-24	11-12	13-39
1/5	Nebraska	11-9	20-30	8-7	5-4
1/14	at #4 Michigan St	17-3	22-38	10-7	13-16

IOWA AND OPPONENT INDIVIDUAL HIGH PERFORMANCES

CATEGORY	IOWA	OPPONENTS
<u>Points</u>	32	Jarrold Uthoff vs. Iowa State 25
<u>Field Goals Made</u>	12 (12-20)	Jarrold Uthoff vs. Iowa State 11 (11-21)
<u>Field Goals Attempted</u>	20 (12-20)	Jarrold Uthoff vs. Iowa State 21 (11-21)
<u>Field Goal Percentage (min. 5 made)</u>	.875 (7-8)	2x, last by Mike Gesell vs. Drake .833 (5-6)
<u>3-Point Field Goals Made</u>	5 (5-10)	Peter Jok vs. Tennessee Tech 6 (6-10)
<u>3-Point Field Goals Attempted</u>	10 (5-10)	Peter Jok vs. Tennessee Tech 10 (6-10)
<u>3-Point Field Goals Pct. (min. 4 made)</u>	.800 (4-5)	2x, last by Jarrod Uthoff vs. Western Illinois .667 (4-6)
<u>Free Throws Made</u>	11 (11-13)	2x, last by Mike Gesell vs. Nebraska 7 (7-8)
<u>Free Throws Attempted</u>	14 (10-14)	Jarrold Uthoff vs. Purdue 8 (7-8)
<u>Free Throw Pct. (min. 7 made)</u>	1.000 (7-7)	Jarrold Uthoff vs. Gardner-Webb .875 (7-8)
<u>Offensive Rebounds</u>	6	Ahmad Wagner vs. Gardner-Webb 8
<u>Defensive Rebounds</u>	8	Dom Uhl vs. UMKC 8
<u>Total Rebounds</u>	10	4x, last by Jarrod Uthoff at Mich. State 12
<u>Assists</u>	12	Mike Gesell vs. Coppin State 9
<u>Steals</u>	4	3x, last by Anthony Clemmons vs. Purdue 3
<u>Blocks</u>	6	2x, last by Jarrod Uthoff vs. Michigan State 3
<u>Turnovers</u>	8	Jarrold Uthoff vs. Michigan State 7
		Haanif Cheatham (Marquette)



IOWA HAWKEYE BASKETBALL

2015-16 Iowa Record When...

When playing at home:	8-0	When leading at the half:	10-1	When wearing White:	8-1
When playing on the road:	3-1	When trailing at the half:	2-2	When wearing Black:	3-2
When playing on a neutral court:	2-2	When tied at the half:	1-0	When wearing Gold:	2-0
When Iowa scores 100 points or more:	1-0	Iowa field goal percentage at home:	240-515	.466	
When Iowa scores 90-99 points:	2-0	Iowa field goal percentage on road:	228-494	.462	
When Iowa scores 80-89 points:	4-1	Iowa 3-point percentage at home:	70-181	.384	
When Iowa scores 70-79 points:	6-1	Iowa 3-point percentage on road:	74-177	.418	
When Iowa scores under 70 points:	0-1	Iowa free throw percentage at home:	137-183	.749	
		Iowa free throw percentage on road:	80-111	.721	
When opponent scores 100 points or more:	0-0	On Sunday:	2-0		
When opponent scores 90-99 points:	0-0	On Monday:	1-0		
When opponent scores 80-89 points:	0-2	On Tuesday:	3-0		
When opponent scores 70-79 points:	3-0	On Wednesday:	1-0		
When opponent scores 60-69 points:	7-1	On Thursday:	2-2		
When opponent scores fewer than 60 points:	3-0	On Friday:	1-1		
When Iowa shoots at least 50% from the field:	4-0	On Saturday:	3-0		
When Iowa shoots less than 50% from the field:	9-3	On BTN:	5-0		
When opponent shoots at least 50% from the field:	0-0	On CBS:	0-0		
When opponent shoots less than 50% from the field:	13-3	On ESPN:	1-0		
When Iowa has higher FG% than opponent:	13-0	On ESPN2:	0-2		
When opponent has higher FG%:	0-3	On ESPNU:	1-0		
When FG% is equal:	0-0	On ESPN3:	5-1		
When Iowa outrebounds opponent:	9-3	On FS1:	1-0		
When opponent has more rebounds:	4-0	On Mediacom:	0-0		
When rebounds are equal:	0-0	On NBC SN:	0-0		
When Iowa shoots at least 80% from the line:	1-1	BTN.com:	0-0		
When Iowa shoots less than 80% from the line:	12-2	Most Points, First Half: 53 vs. Western Illinois			
When opponent shoots at least 80% from the line:	1-0	Fewest Points, First Half: 20 vs. Purdue			
When opponent shoots less than 80% from the line:	12-3	Most Points Allowed, First Half: 45 vs. Dayton			
When Iowa shoots more free throws than opponent:	9-0	Fewest Points Allowed, First Half: 21, 3x, last vs. Tennessee Tech			
When opponent shoots more free throws:	3-3	Most Points, Second Half: 51 vs. Coppin State			
When free throws attempts are equal:	1-0	Fewest Points, Second Half: 29 at Michigan State			
When Iowa has higher FT% than opponent:	10-1	Most Points Allowed, Second Half: 48 vs. Iowa State			
When opponent has higher FT%:	2-1	Fewest Points Allowed, Second Half: 22 vs. Gardner-Webb			
When FT% is equal:	1-1	Largest Halftime Advantage: 30 vs. Coppin State			
When Iowa shoots at least 50% from 3-point range:	1-1	Largest Halftime Deficit: 17 vs. Purdue			
When Iowa shoots less than 50% from 3-point range:	12-2				
When opponent shoots at least 50% from 3-point range:	0-0				
When opponent shoots less than 50% from 3-point range:	13-3				
When Iowa has a higher 3-point FG% than opponent:	12-2				
When opponent has a higher 3-point FG%:	1-1				
When 3-point FG% is equal:	0-0				
When Iowa has more assists than opponent:	10-2				
When opponent has more assists:	3-0				
When assists are equal:	0-1				
When Iowa has fewer turnovers than opponent:	12-1				
When opponent has fewer turnovers:	1-1				
When turnovers are equal:	0-1				
When Iowa has more steals than opponent:	10-1				
When opponent has more steals:	2-2				
When steals are equal:	1-0				



IOWA HAWKEYE BASKETBALL

Under McCaffery... Iowa Record When . . .

When playing at home:	75-23	When leading at the half:	93-27	When wearing White:	66-25
When playing on the road:	22-36	When trailing at the half:	13-49	When wearing Black:	28-48
When playing on a neutral court:	12-18	When tied at the half:	2-1	When wearing Gold:	14-4
When Iowa scores 100 points or more:	5-0	Iowa field goal percentage at home:	2594-5634		.460
When Iowa scores 90-99 points:	11-1	Iowa field goal percentage on road:	2157-5080		.425
When Iowa scores 80-89 points:	31-6	Iowa 3-point percentage at home:	566-1642		.345
When Iowa scores 70-79 points:	40-20	Iowa 3-point percentage on road:	490-1465		.334
When Iowa scores under 70 points:	22-51	Iowa free throw percentage at home:	1706-2348		.727
		Iowa free throw percentage on road:	1265-1767		.716
When opponent scores 100 points or more:	0-2	On Sunday:	14-15		
When opponent scores 90-99 points:	1-8	On Monday:	9-2		
When opponent scores 80-89 points:	0-16	On Tuesday:	17-12		
When opponent scores 70-79 points:	21-30	On Wednesday:	12-12		
When opponent scores 60-69 points:	35-20	On Thursday:	13-16		
When opponent scores fewer than 60 points:	52-2	On Friday:	12-9		
When Iowa shoots at least 50% from the field:	30-6	On Saturday:	30-11		
When Iowa shoots less than 50% from the field:	79-72	On BTN:	40-40		
When opponent shoots at least 50% from the field:	3-33	On CBS:	1-0		
When opponent shoots less than 50% from the field:	106-45	On ESPN:	8-9		
When Iowa has higher FG% than opponent:	96-15	On ESPN2:	8-10		
When opponent has higher FG%:	12-61	On ESPNU:	11-8		
When FG% is equal:	2-1	On FS1:	1-0		
When Iowa outrebounds opponent:	87-29	On Mediacom:	12-0		
When opponent has more rebounds:	20-47	On CBS SN:	1-1		
When rebounds are equal:	2-2	ON NBC SN:	2-1		
When Iowa shoots at least 80% from the line:	28-17	Most Points, First Half: 56 vs. Md. Eastern Shore, '13			
When Iowa shoots less than 80% from the line:	81-61	Fewest Points, First Half: 14 vs. Indiana, '13			
When opponent shoots at least 80% from the line:	20-16	Most Points Allowed, First Half: 55 vs. Michigan State, '12			
When opponent shoots less than 80% from the line:	90-62	Fewest Points Allowed, First Half: 12 vs. UNC Wilmington, '13			
When Iowa shoots more free throws than opponent:	90-29	Most Points, Second Half: 58 vs. SIU-Edwardsville, '10			
When opponent shoots more free throws:	13-46	Fewest Points, Second Half: 15 vs. Northern Iowa, '14			
When free throws attempts are equal:	6-3	Most Points Allowed, Second Half: 61 at Oregon, '12			
When Iowa has higher FT% than opponent:	75-34	Fewest Points Allowed, Second Half: 16 vs. UNI, '10			
When opponent has higher FT%:	32-42	Largest Halftime Advantage: 37 vs. Arkansas-Pine Bluff, '13			
When FT% is equal:	2-2	Largest Halftime Deficit: 22 at Michigan State, '12			
When Iowa shoots at least 50% from 3-point range:	13-6				
When Iowa shoots less than 50% from 3-point range:	95-73				
When opponent shoots at least 50% from 3-point range:	1-14				
When opponent shoots less than 50% from 3-point range:	108-64				
When Iowa has a higher 3-point FG% than opponent:	76-28				
When opponent has a higher 3-point FG%:	30-52				
When 3-point FG% is equal:	0-1				
When Iowa has more assists than opponent:	82-22				
When opponent has more assists:	22-51				
When assists are equal:	5-5				
When Iowa has fewer turnovers than opponent:	73-30				
When opponent has fewer turnovers:	30-40				
When turnovers are equal:	7-7				
When Iowa has more steals than opponent:	69-31				
When opponent has more steals:	33-40				
When steals are equal:	7-6				



IOWA HAWKEYE BASKETBALL

Iowa Superlatives Under McCaffery

TEAM

Most Points Scored

1. 111 -- SIU Edwardsville (11/26/10)
2. 109 -- Md. Eastern Shore (11/14/13)
3. 105 -- Central Arkansas (12/19/11)
4. **103 -- Coppin State (11/15/15)**
- 103 -- Abilene Christian (11/17/13)

Fewest Points Allowed

1. 36 -- Howard (11/15/12)
2. 39 -- UNC Wilmington (11/8/13)
- 39 -- Northern Iowa (12/7/10)
4. 40 -- Louisiana Monroe (11/16/10)
5. 41 -- Abilene Christian (11/17/13)

Field Goals Made

1. 42 -- Central Arkansas (12/19/11)
2. **40 -- Coppin State (11/15/15)**
3. 38 -- Abilene Christian (11/17/13)
4. 37 -- SIU Edwardsville (11/26/10)
- 37 -- Oregon (3/18/12)

Field Goals Attempted

1. 79 -- Oregon (3/18/12)
2. 76 -- Central Arkansas (12/19/11)
- 76 -- South Dakota (12/4/12)
4. 74 -- Wisconsin (2/6/13)
5. **72 -- UMKC (12/5/15)**
- 72 -- Coppin State (11/15/15)

Field Goal Percentage (20 Made)

1. .643 -- Maryland (2/8/15)
2. .630 -- Indiana (1/29/12)
3. .627 -- Michigan (2/5/15)
4. .623 -- Abilene Christian (11/17/13)
5. .617 -- Arkansas-Pine Bluff (12/22/13)

3-Point Field Goals Made

1. 13 -- Northern Illinois (11/17/11)
2. **12 -- UMKC (12/5/15)**
- 12 -- Dayton (11/26/15)
- 12 -- Marquette (11/19/15)
- 12 -- Coppin State (11/15/15)
- 12 -- Northern Iowa (12/15/12)
7. **11 -- Tennessee Tech (12/22/15)**
- 11 -- Iowa State (12/10/15)
- 11 -- Villanova (11/30/13)
- 11 -- SC State (12/19/12)

3-Point Field Goals Attempted

1. **30 -- Tennessee Tech (12/22/15)**
- 30 -- Longwood (11/29/14)
3. **28 -- Coppin State (11/15/15)**
- 28 -- Minnesota (2/13/11)
5. **27 -- Iowa State (12/10/15)**
- 27 -- Chicago St (11/11/11)

3-Point FG Percentage (10 Made)

1. .619 (13-21) Northern Illinois (11/17/11)
2. .588 (10-17) Arkansas-Pine Bluff (12/22/13)
- .588 (10-17) Michigan (2/1/14)
4. .556 (10-18) SIUE (11/26/10)
- .556 (10-18) Wisconsin (2/23/12)

Free Throws Made

1. 38 -- Nebraska-Omaha (11/10/13)
2. 32 -- Md. Eastern Shore (11/14/13)
3. 31 -- Penn State (2/15/14)
- 31 -- Wichita State (11/21/12)
- 31 -- Penn State (1/31/13)
- 31 -- Nebraska (1/5/15)

Free Throws Attempted

1. 49 -- Nebraska-Omaha (11/10/13)
2. 43 -- UM Eastern Shore (11/14/13)
- 43 -- Michigan State (1/28/14)
4. 40 -- Penn (11/22/13)
- 40 -- Penn State (2/15/14)

Free Throw Percentage (10 Made)

1. 1.000 (15-15) Virginia (3/27/13)
2. .929 (26-28) North Florida (12/22/14)
3. .926 (25-27) Penn State (2/28/15)
4. .923 (12-13) Iowa State (12/12/14)
5. .917 (11-12) Michigan St (3/15/13)

Most Rebounds

1. 57 -- Md. Eastern Shore (11/14/13)
2. 56 -- UNC Wilmington (11/8/13)
- 56 -- Brown (12/3/11)
- 56 -- SC State (12/19/12)
5. 54 -- Fairleigh Dickinson (12/9/13)
- 54 -- Coppin State (12/22/12)

Most Assists

1. 32 -- Central Arkansas (12/19/11)
2. **31 -- Coppin State (11/15/15)**
3. 26 -- Northern Illinois (11/17/11)
4. 25 -- Abilene Christian (11/17/13)
5. 24 -- SIU Edwardsville (11/26/10)
- 24 -- Md. Eastern Shore (11/14/13)

Most Steals

1. 19 -- SIU Edwardsville (11/26/10)
2. 16 -- UMBC (12/6/14)
3. **14 -- Marquette (11/19/15)**
- 14 -- Penn (11/22/13)
- 14 -- Idaho St (12/4/10)
- 14 -- Chicago St (11/11/11)
6. 13 -- Rutgers (2/19/15)
- 13 -- IPFW (11/26/11)
- 13 -- UT-Pan American (11/9/12)

Most Blocked Shots

1. **14 -- Drake (12/19/15)**
2. 13 -- Illinois (3/5/13)
3. 12 -- UNC Wilmington (11/8/13)
- 12 -- Northern Illinois (11/26/14)
5. **11 -- Michigan State (12/29/15)**
- 10 -- Penn State (2/15/14)
- 10 -- UT-Pan American (11/9/12)

Fewest Turnovers

1. **3 -- Drake (12/19/15)**
2. 4 -- Northwestern (2/15/15)
3. 5 -- Davidson (3/20/15)
- 5 -- Abilene Christian (11/17/13)
- 5 -- Drake (12/7/13)
- 5 -- UTEP (11/29/13)
- 5 -- Purdue (3/2/14)
- 5 -- Boise St (12/22/11)
9. **6 -- UMKC (12/5/15)**
- 6 -- Michigan (2/5/15)
- 6 -- Northwestern (3/7/15)
- 6 -- Penn State (2/15/14)
- 6 -- Tennessee (3/19/14)
- 6 -- Illinois (3/8/12)

INDIVIDUAL

Most Points:

1. 33 -- Matt Gatens vs Wisconsin (2/23/12)
2. **32 -- Jarrod Uthoff vs. Iowa State (12/10/15)**
3. 31 -- Devyn Marble vs Oregon (3/18/12)
4. 30 -- Matt Gatens vs Indiana (2/19/12)
- 30 -- Devyn Marble vs. UNI (12/15/12)
- 30 -- Devyn Marble vs. Xavier (1/28/13)
7. 29 -- Aaron White vs. Illinois (2/25/15)

Field Goals Made

1. **12 -- Jarrod Uthoff vs. Iowa State (12/10/15)**
- 12 -- Matt Gatens vs Wisconsin (2/23/12)
3. 11 -- Aaron White vs. Davidson (3/20/15)
- 11 -- Aaron White vs. Iowa State (12/13/13)
5. **10 -- 8x, last by Jarrod Uthoff vs. W. Illinois (12/7/15)**

Field Goals Attempted

1. 24 -- Devyn Marble vs. Wisconsin (1/5/14)
2. 23 -- Devyn Marble vs. Xavier (11/28/13)
- 23 -- Devyn Marble vs. Villanova (11/30/13)
4. 21 -- Matt Gatens vs. Minnesota (1/16/11)
5. **20 -- Jarrod Uthoff vs. Iowa State (12/10/15)**
- 20 -- Peter Jok vs. Florida State (12/3/15)**
7. 19 -- Jarrod Uthoff vs. Gonzaga (3/22/15)
- 19 -- Devyn Marble vs. Wisconsin (2/22/14)
- 19 -- Bryce Cartwright vs La Tech (12/21/10)

3-Point FG Made

1. 7 -- Devyn Marble vs Oregon (3/18/12)
- 7 -- Matt Gatens vs Wisconsin (2/23/12)
- 7 -- Matt Gatens vs Indiana (2/19/12)
4. 6 -- Devyn Marble vs. SCSU (12/19/12)
- 6 -- Devyn Marble vs. Michigan (2/8/14)
- 6 -- Josh Oglesby at Indiana (1/12/12)

3-Point Field Goals Attempted

1. 11 -- Jarrod Uthoff vs. N western (2/15/15)
- 11 -- Josh Oglesby at Wisconsin (2/6/13)
- 11 -- Matt Gatens vs Minnesota (2/13/11)
3. **10 -- 9x, last by Peter Jok vs. Tenn. Tech (12/22/15)**

Free Throws Made

1. 14 -- Roy Devyn Marble vs. UNI (12/15/12)
- 14 -- Aaron White vs. Texas (11/20/14)
3. 13 -- Aaron White vs. Wisconsin (1/19/13)
4. 12 -- Devyn Marble vs. Indiana (12/31/12)
- 12 -- Aaron White vs. Nebraska (1/5/15)
- 12 -- Gabriel Olaseni vs. Nebraska (1/5/15)

Most Rebounds:

1. 17 -- Aaron White vs. Iowa State (12/13/13)
2. 16 -- Gabriel Olaseni at Purdue (1/24/15)
3. 15 -- Aaron White vs. Omaha (11/10/13)
- 15 -- Jarryd Cole vs. UNI (12/7/10)
5. 14 -- Aaron White at Penn State (2/28/15)
- 14 -- Melsahn Basabe vs Iowa St (12/10/10)

Most Assists

1. **12 -- Mike Gesell vs. Coppin State (11/15/15)**
2. 11 -- Devyn Marble vs. Wisconsin (2/22/14)
- 11 -- Bryce Cartwright vs Dayton (3/13/12)
4. **10 -- Mike Gesell vs. Nebraska (1/5/16)**
- 10 -- Mike Gesell vs. Tenn. Tech (12/22/15)**
- 10 -- Bryce Cartwright at Oregon (3/18/12)
- 10 -- Bryce Cartwright vs Mich St (2/2/11)

Most Steals

1. 7 -- Eric May vs SIUE (11/26/10)
2. 6 -- Roy Devyn Marble vs. Penn (11/22/13)
- 6 -- Eric May at Wake Forest (11/30/10)
4. 5 -- Jarryd Cole at Mich St (3/2/11)
- 5 -- Matt Gatens vs Idaho St (12/4/10)
- 5 -- Aaron White vs. North Florida (12/22/14)
- 5 -- Mike Gesell at Penn State (2/28/15)

Most Blocks

1. 7 -- Melsahn Basabe vs. Iowa St (12/10/10)
- 7 -- Gabriel Olaseni vs. Illinois (3/5/13)
3. **6 -- Jarrod Uthoff vs. Michigan State (12/29/15)**
- 6 -- Nicholas Baer vs. Drake (12/19/15)
- 6 -- Melsahn Basabe vs Ohio St (1/4/11)
4. **5 -- 10x, last by Jarrod Uthoff vs. Purdue (1/2/16)**

Game 1 - Iowa 76, Gardner-Webb 59

**Official Basketball Box Score -- Game Totals -- Final Statistics
Gardner-Webb vs Iowa**
11/13/15 8:30 p.m. at Carver-Hawkeye Arena - Iowa City, IA

Gardner-Webb 59 • 0-1

#	Player	Total		3-Ptr		Rebounds		PF	TP	A	TO	Blk	Stl	Min
		FG-FGA	FT-FTA	FG-FGA	FT-FTA	Off	Def							
20	Nelson, Tyrell	f	3-5	0-1	6-7	2	3	4	12	1	3	0	1	20
21	Aholode, Herve	f	0-0	0-0	0-0	2	3	5	1	0	1	0	0	11
04	McBride, Harold	g	3-10	1-5	3-4	0	1	1	2	10	2	3	0	28
05	Poston, Dylan	g	2-10	2-6	1-2	0	4	4	2	7	1	3	0	22
24	Ivey, Isaiah	g	3-9	1-3	2-2	2	7	9	3	9	1	2	0	34
00	Robateau, Jamaal	g	3-11	1-4	0-0	0	2	2	0	7	1	2	0	25
03	Rideau, Laquincy	g	2-7	0-2	1-2	1	1	2	4	5	2	1	0	17
11	Eftanayi, David	g	2-5	1-2	0-0	1	2	3	1	5	1	1	0	17
14	Miller, Brandon	g	1-3	0-0	2-4	2	1	3	5	4	0	0	0	13
25	Laster, DJ	g	0-0	0-0	0-0	0	1	1	1	0	0	0	0	3
31	Niangane, L'Hassane	g	0-0	0-0	0-0	1	1	2	5	0	0	2	0	10
	Team					3	1	4						
	Totals		19-60	6-23	15-21	14	25	39	28	59	10	17	0	7

FG % 1st Half: 14-33 42.4% 2nd half: 5-27 18.5% Game: 19-60 31.7%
3FG % 1st Half: 4-12 33.3% 2nd half: 2-11 18.2% Game: 6-23 26.1%
FT % 1st Half: 5-7 71.4% 2nd half: 10-14 71.4% Game: 15-21 71.4%

Deadball Rebounds 3

Iowa 76 • 1-0

#	Player	Total		3-Ptr		Rebounds		PF	TP	A	TO	Blk	Stl	Min
		FG-FGA	FT-FTA	FG-FGA	FT-FTA	Off	Def							
20	Uthoff, Jarrod	f	6-12	2-5	7-7	3	3	6	3	21	0	2	2	26
34	Woodbury, Adam	c	3-6	0-0	5-7	2	4	6	0	11	0	1	0	22
05	Clemmons, Anthony	g	1-7	0-3	6-8	0	2	2	2	8	2	3	0	33
10	Gesell, Mike	g	1-3	0-1	0-0	0	4	4	2	2	9	3	0	28
14	Jok, Peter	g	2-5	2-3	2-2	1	0	1	2	8	0	0	1	10
00	Wagner, Ahmad	g	3-4	0-0	0-1	6	2	8	0	6	0	0	2	9
01	Jones, Dale	g	1-4	1-4	0-0	0	4	4	3	3	0	0	0	10
02	Fleming, Andrew	g	0-1	0-0	1-2	0	1	1	1	1	0	1	0	4
11	Williams, Christian	g	0-0	0-0	0-0	1	2	3	0	0	0	1	0	3
23	Ukah, Okey	g	0-0	0-0	0-0	0	0	0	0	0	0	0	0	0+
24	Ellingson, Brady	g	2-6	0-4	0-0	0	1	1	3	4	0	1	0	23
25	Uhl, Dom	g	3-6	0-2	0-1	1	5	6	2	6	3	2	2	19
51	Baer, Nicholas	g	2-5	2-2	0-0	0	1	1	0	6	1	0	0	13
	Team					2	1	3						
	Totals		24-59	7-24	21-28	16	30	46	19	76	15	14	6	8

FG % 1st Half: 12-27 44.4% 2nd half: 12-32 37.5% Game: 24-59 40.7%
3FG % 1st Half: 2-9 22.2% 2nd half: 5-15 33.3% Game: 7-24 29.2%
FT % 1st Half: 15-18 83.3% 2nd half: 6-10 60.0% Game: 21-28 75.0%

Deadball Rebounds 1

Officials: Chris Beaver, Kelly Pfeifer, Paul Szelc
Technical fouls: Gardner-Webb-None. Iowa-None.
Attendance: 14209
Fouled Out - Gardner-Webb: Niangane (09:56), Miller (08:36)

Score by periods	1st	2nd	Total
Gardner-Webb	37	22	59
Iowa	41	35	76

	In Paint	Off T/O	2nd Chance	Fast Break	Bench
Points GWU	16	11	14	2	21
Points IOWA	28	21	12	13	26

Last FG - GWU 2nd-02:01, IOWA 2nd-00:45.
Largest lead - GWU by 3 1st-06:37, IOWA by 18 2nd-04:56.

Score tied - 7 times.
Lead changed - 10 times.

Game 3 - Iowa 89, Marquette 61

**Official Basketball Box Score -- Game Totals -- Final Statistics
Iowa vs Marquette**
11/19/15 8:15 p.m. at BMO Harris Bradley Center

Iowa 89 • 3-0

#	Player	Total		3-Ptr		Rebounds		PF	TP	A	TO	Blk	Stl	Min
		FG-FGA	FT-FTA	FG-FGA	FT-FTA	Off	Def							
20	Uthoff, Jarrod	f	6-11	2-3	1-2	0	4	4	1	15	3	1	0	25
34	Woodbury, Adam	c	4-6	0-0	2-2	1	6	7	1	10	2	0	0	21
05	Clemmons, Anthony	g	5-10	1-3	0-0	1	1	2	1	11	7	3	0	28
10	Gesell, Mike	g	5-11	1-1	0-0	0	3	3	1	11	4	0	0	28
14	Jok, Peter	g	7-12	4-6	2-2	0	3	3	3	20	3	2	0	18
00	Wagner, Ahmad	g	1-1	0-0	0-0	1	1	2	2	2	0	2	0	11
01	Jones, Dale	g	2-7	1-4	0-0	1	3	4	2	5	0	1	0	16
02	Fleming, Andrew	g	1-2	0-1	0-0	1	1	2	1	2	3	2	0	8
11	Williams, Christian	g	0-0	0-0	0-0	1	1	0	0	0	0	0	0	6
23	Ukah, Okey	g	0-0	0-0	0-0	0	0	0	0	0	0	0	0	2
24	Ellingson, Brady	g	1-2	1-2	0-0	1	1	2	1	3	1	0	0	14
25	Uhl, Dom	g	4-4	2-2	0-1	0	1	1	2	10	2	1	0	16
51	Baer, Nicholas	g	0-0	0-0	0-0	1	1	2	2	0	0	1	0	7
	Team					0	0	0						
	Totals		36-66	12-22	5-7	7	26	33	17	89	25	12	2	14

FG % 1st Half: 19-37 51.4% 2nd half: 17-29 58.6% Game: 36-66 54.5%
3FG % 1st Half: 7-14 50.0% 2nd half: 5-8 62.5% Game: 12-22 54.5%
FT % 1st Half: 3-4 75.0% 2nd half: 2-3 66.7% Game: 5-7 71.4%

Deadball Rebounds 1

Marquette 61 • 1-2

#	Player	Total		3-Ptr		Rebounds		PF	TP	A	TO	Blk	Stl	Min
		FG-FGA	FT-FTA	FG-FGA	FT-FTA	Off	Def							
13	ELLENSON, Henry	f	1-8	0-4	1-2	2	6	8	1	3	3	3	0	31
40	FISCHER, Luke	c	4-4	0-0	0-0	1	1	2	5	8	1	1	0	16
01	WILSON, Duane	g	3-11	2-9	3-4	0	3	3	0	11	3	2	0	30
23	JOHNSON, Jajuan	g	5-10	0-1	1-2	0	2	2	1	11	1	1	1	28
25	CHEATHAM, Haanif	g	4-5	2-2	2-2	0	4	4	1	12	3	7	0	24
02	ANIM, Sacar	g	1-2	1-2	0-0	0	0	0	1	3	0	0	0	9
05	COHEN III, Sandy	g	3-8	1-5	1-2	0	4	4	3	8	0	3	1	26
12	HELDT, Matt	g	0-1	0-0	0-0	1	0	1	0	0	0	0	0	11
21	CARTER, Traci	g	1-5	1-4	2-2	0	1	1	2	5	1	1	0	13
22	ELLENSON, Wally	g	0-3	0-3	0-0	0	1	1	0	0	2	0	0	12
	Team					5	1	6			1			
	Totals		22-57	7-30	10-14	9	23	32	14	61	14	19	2	6

FG % 1st Half: 8-31 25.8% 2nd half: 14-26 53.8% Game: 22-57 38.6%
3FG % 1st Half: 2-19 10.5% 2nd half: 5-11 45.5% Game: 7-30 23.3%
FT % 1st Half: 3-4 75.0% 2nd half: 7-10 70.0% Game: 10-14 71.4%

Deadball Rebounds 4.1

Officials: Pat Driscoll, Bo Boroski, DJ Carstensen
Technical fouls: Iowa-None. Marquette-None.
Attendance: 13297
Gavitt Tipoff Games

Score by periods	1st	2nd	Total
Iowa	48	41	89
Marquette	21	40	61

	In Paint	Off T/O	2nd Chance	Fast Break	Bench
Points IOWA	42	22	9	24	22
Points MU	28	11	7	11	16

Last FG - IOWA 2nd-01:02, MU 2nd-00:48.
Largest lead - IOWA by 35 2nd-03:38, MU None.

Score tied - 0 times.
Lead changed - 0 times.

Game 2 - Iowa 105, Coppin State 68

**Official Basketball Box Score -- Game Totals -- Final Statistics
Coppin State vs Iowa**
11/15/15 4:00 p.m. at Carver-Hawkeye Arena - Iowa City, IA

Coppin State 68 • 0-2

#	Player	Total		3-Ptr		Rebounds		PF	TP	A	TO	Blk	Stl	Min
		FG-FGA	FT-FTA	FG-FGA	FT-FTA	Off	Def							
12	Harris, Terry	f	5-14	2-4	4-8	4	7	11	1	16	0	2	0	30
54	Batts, Jerimijah	c	0-1	0-0	1-2	1	0	1	4	1	0	0	0	9
01	Seymore, Trevon	g	0-2	0-0	2-3	1	3	4	3	2	3	1	0	20
10	Kessee, Christian	g	6-17	3-8	0-0	1	4	5	3	15	1	0	0	30
22	Shivers, Keith	g	2-9	0-4	0-0	1	0	1	0	4	0	1	0	14
02	Fejokwu, Lawrence	g	0-1	0-0	0-0	1	0	1	1	0	0	0	0	5
00	Treadwell, Josh	g	6-13	1-4	1-2	1	8	9	1	14	3	3	0	25
05	Sylvester, James	g	2-5	0-1	2-5	2	2	4	2	6	4	3	0	26
21	Brownlee, Lucian	g	2-4	2-3	0-0	0	0	0	4	6	1	2	0	15
24	Hicks, Izais	g	0-0	0-0	0-0	0	1	1	1	0	0	0	0	3
32	Murinda, Mufaro	g	1-8	0-4	2-2	1	3	4	0	4	1	0	0	23
	Team					1	2	3						
	Totals		24-74	8-28	12-22	14	30	44						

Game 5 - #17 Notre Dame 68, Iowa 62

Official Basketball Box Score -- Game Totals -- Final Statistics
NOTRE DAME vs Iowa
11/27/15 7 p.m. at HP Field House (Lake Buena Vista, Fla.)

NOTRE DAME 68 • 4-1

#	Player	Total		3-Ptr		Rebounds		PF	TP	A	TO	Blk	Stl	Min	
		FG-FGA	FT-FTA	FG-FGA	FT-FTA	Off	Def								Tot
03	V.J. Beachem	r	6-13	4-9	0-1	1	4	5	0	16	1	1	0	0	36
30	Zach Auguste	r	2-6	0-0	0-1	3	8	11	4	4	2	2	2	0	26
35	Bonzie Colson	r	4-7	0-0	3-4	2	6	8	2	11	0	0	1	0	23
11	Demetrius Jackson	g	5-10	0-3	2-3	0	4	4	4	12	3	0	0	0	30
32	Steve Vasturia	g	4-11	1-7	2-2	2	2	4	3	13	3	3	0	0	38
04	Austin Torres	g	0-0	0-0	0-0	0	0	0	0	1	0	1	0	5	
04	Matt Ryan	g	3-5	2-4	3-4	0	2	2	2	11	1	1	0	1	26
05	Matt Farrell	g	1-3	1-2	0-0	0	1	1	0	3	2	0	0	0	16
Team						0	1	1							
Totals			25-55	8-25	10-15	8	28	36	15	68	13	7	4	1	200

FG % 1st Half: 14-30 46.7% 2nd half: 11-25 44.0% Game: 25-55 45.5%
3FG % 1st Half: 6-15 40.0% 2nd half: 2-10 20.0% Game: 8-25 32.0%
FT % 1st Half: 5-7 71.4% 2nd half: 5-8 62.5% Game: 10-15 66.7%

Iowa 62 • 3-2

#	Player	Total		3-Ptr		Rebounds		PF	TP	A	TO	Blk	Stl	Min	
		FG-FGA	FT-FTA	FG-FGA	FT-FTA	Off	Def								Tot
20	Uthoff, Jarrod	r	8-16	2-5	2-3	2	6	8	1	20	0	0	2	1	34
04	Woodbury, Adam	c	7-9	0-0	0-0	4	6	10	4	14	0	1	1	1	24
05	Clemmons, Anthony	g	1-3	1-2	0-0	1	2	3	4	3	1	2	0	1	28
10	Gesell, Mike	g	5-15	0-3	4-6	2	1	3	1	14	9	1	0	1	37
14	Jok, Peter	g	3-15	2-9	0-0	1	3	4	2	8	3	1	0	0	33
00	Wagner, Ahmad	g	0-1	0-0	0-0	0	1	1	3	0	0	0	0	1	5
01	Jones, Dale	g	0-2	0-1	0-0	0	0	0	1	0	0	0	0	0	8
02	Fleming, Andrew	g	1-1	1-1	0-0	0	0	0	0	3	0	0	0	0	5
11	Williams, Christian	g	0-1	0-0	0-0	0	0	0	0	0	0	0	0	0	1
24	Ellingson, Brady	g	0-2	0-2	0-0	0	2	2	1	0	0	0	0	0	8
25	Uhl, Dom	g	0-0	0-0	0-0	0	1	1	0	0	0	1	0	0	9
51	Baer, Nicholas	g	0-1	0-1	0-0	2	1	3	2	0	0	2	0	0	8
Team						3	2	5							
Totals			25-66	6-24	6-9	15	25	40	19	62	13	7	6	4	200

FG % 1st Half: 11-33 33.3% 2nd half: 14-33 42.4% Game: 25-66 37.9%
3FG % 1st Half: 4-16 25.0% 2nd half: 2-8 25.0% Game: 6-24 25.0%
FT % 1st Half: 1-3 33.3% 2nd half: 5-6 83.3% Game: 6-9 66.7%

Officials: Tim Nestor, Lamont Simpson, John Hughes
Technical fouls: NOTRE DAME-None. Iowa-None.
Attendance: 4508
AdvoCare Invitational Game Seven

Score by periods	1st	2nd	Total
NOTRE DAME	39	29	68
Iowa	27	35	62

	Points	In	Off	2nd	Fast	Bench
ND	26	22	11	10	0	14
IOWA	27	11	10	0	3	

Last FG - ND 2nd-01:27, IOWA 2nd-00:11.
Largest lead - ND by 17 1st-02:20, IOWA by 7 1st-17:51.
ND led for 29:36. IOWA led for 09:25. Game was tied for 00:31.

Game 6 - Iowa 84, #20 Wichita State 61

Official Basketball Box Score -- Game Totals -- Final Statistics
WICHITA STATE vs Iowa
11/29/15 10 a.m. at HP Field House (Lake Buena Vista, Fla.)

WICHITA STATE 61 • 2-4

#	Player	Total		3-Ptr		Rebounds		PF	TP	A	TO	Blk	Stl	Min	
		FG-FGA	FT-FTA	FG-FGA	FT-FTA	Off	Def								Tot
00	KELLY, Rashard	r	0-4	0-0	0-0	2	1	3	0	0	0	1	0	0	11
32	McDUFFIE, Markis	r	3-10	1-4	2-2	1	0	1	1	9	2	1	0	1	26
21	WAMUKOTA, Bush	c	1-1	0-0	0-0	1	1	2	5	2	0	0	0	0	9
03	WESSEL, Evan	g	1-4	0-3	0-0	0	1	1	1	2	0	0	0	0	23
31	BAKER, Ron	g	2-9	1-4	2-2	0	3	3	1	7	4	4	0	0	36
01	BROWN, Zach	g	3-5	1-3	3-6	2	0	2	3	10	3	1	1	2	22
10	TAYLOR II, Ty	g	2-8	2-4	0-0	0	3	3	2	6	0	1	0	0	12
14	SIMON, John Robert	g	0-2	0-1	0-0	0	1	0	0	0	1	0	0	1	11
20	NURGER, Rauno	g	0-2	0-1	0-0	0	1	1	0	0	0	0	0	0	9
24	MORRIS, Shaquille	g	4-7	0-0	3-3	3	0	3	3	11	1	0	0	2	24
25	HAMILTON, Eric	g	5-7	1-2	3-3	2	3	5	0	14	1	1	0	0	17
Team						2	3	5							
Totals			21-59	6-22	13-17	14	16	30	17	61	11	11	1	6	200

FG % 1st Half: 8-25 32.0% 2nd half: 13-34 38.2% Game: 21-59 35.6%
3FG % 1st Half: 3-9 33.3% 2nd half: 3-13 23.1% Game: 6-22 27.3%
FT % 1st Half: 2-3 66.7% 2nd half: 11-14 78.6% Game: 13-17 76.5%

Iowa 84 • 4-2

#	Player	Total		3-Ptr		Rebounds		PF	TP	A	TO	Blk	Stl	Min	
		FG-FGA	FT-FTA	FG-FGA	FT-FTA	Off	Def								Tot
20	Uthoff, Jarrod	r	9-15	2-5	2-2	1	6	7	1	22	1	1	5	2	37
34	Woodbury, Adam	c	4-7	0-0	7-10	5	2	7	2	15	2	3	0	0	33
05	Clemmons, Anthony	g	2-6	1-1	0-0	0	1	1	1	5	3	1	0	1	21
10	Gesell, Mike	g	4-7	1-2	5-6	0	5	5	1	14	9	3	0	0	37
14	Jok, Peter	g	3-9	0-4	6-6	2	4	6	3	12	0	1	0	0	19
00	Wagner, Ahmad	g	0-0	0-0	0-0	0	0	0	1	0	0	0	0	0	2
01	Jones, Dale	g	1-2	1-2	0-0	0	0	0	1	3	0	0	0	0	7
11	Williams, Christian	g	0-0	0-0	0-0	0	0	0	0	0	0	0	0	0	0+
24	Ellingson, Brady	g	2-2	1-1	0-0	0	2	2	3	5	0	0	0	0	11
25	Uhl, Dom	g	0-0	0-0	0-0	0	0	0	3	0	1	1	0	0	9
51	Baer, Nicholas	g	3-4	2-3	0-0	1	1	2	2	8	0	1	0	1	24
Team						2	6	8							
Totals			28-52	8-18	20-24	11	27	38	18	84	16	12	5	4	200

FG % 1st Half: 14-27 51.9% 2nd half: 14-25 56.0% Game: 28-52 53.8%
3FG % 1st Half: 5-12 41.7% 2nd half: 3-6 50.0% Game: 8-18 44.4%
FT % 1st Half: 7-9 77.8% 2nd half: 13-15 86.7% Game: 20-24 83.3%

Officials: Rick Crawford, Jose Carrion, Jeff Pon
Technical fouls: WICHITA STATE-TEAM. Iowa-None.
Attendance:
AdvoCare Invitational Game 9

Score by periods	1st	2nd	Total
WICHITA STATE	21	40	61
Iowa	40	44	84

	Points	In	Off	2nd	Fast	Bench
WSU	28	22	17	2	41	
IOWA	36	17	17	2	16	

Last FG - WSU 2nd-00:15, IOWA 2nd-01:24.
Largest lead - WSU None, IOWA by 31 2nd-13:07.
WSU led for 00:00. IOWA led for 39:40. Game was tied for 00:20.

Game 7 - Iowa 78, Florida State 75 (OT)

Official Basketball Box Score -- Game Totals -- Final Statistics
Florida State vs Iowa
12/02/15 8:20 p.m. at Carver-Hawkeye Arena - Iowa City, IA

Florida State 75 • 4-2

#	Player	Total		3-Ptr		Rebounds		PF	TP	A	TO	Blk	Stl	Min	
		FG-FGA	FT-FTA	FG-FGA	FT-FTA	Off	Def								Tot
15	Bojanovsky, Boris	c	3-5	0-0	5-6	6	5	11	2	11	3	0	1	0	31
04	Bacon, Dwayne	g	5-16	0-4	1-1	3	1	4	2	11	2	2	0	1	31
05	Beasley, Malik	g	8-17	2-6	2-2	2	6	8	4	20	0	1	0	0	29
22	Rathan-Mayes, Xavier	g	6-15	2-8	1-2	0	4	4	2	15	5	5	0	1	33
32	Brandon, Montay	g	1-3	0-0	2-2	2	6	8	4	4	0	2	0	0	32
00	Cofer, Phil	g	1-2	0-0	0-0	0	2	2	0	2	0	1	0	1	11
01	Bookert, Devon	g	2-7	1-5	0-0	0	1	1	3	5	6	1	0	2	27
03	Bell, Benji	g	0-1	0-0	0-0	0	0	0	0	0	0	1	0	0	5
14	Mann, Terance	g	1-4	0-0	1-2	3	2	5	2	3	0	0	1	0	15
21	Koumadje, Chris	g	0-0	0-0	0-0	0	0	0	1	0	0	0	0	0	1
23	Smith, Jarquez	g	2-6	0-0	0-0	1	3	4	2	4	0	1	0	0	10
Team						2	0	2							
Totals			29-76	5-23	12-15	19	30	49	22	75	16	14	2	5	225

FG % 1st Half: 14-39 35.9% 2nd half: 10-27 37.0% OT: 5-10 50.0% Game: 29-76 38.2%
3FG % 1st Half: 1-10 10.0% 2nd half: 3-9 33.3% OT: 1-4 25.0% Game: 5-23 21.7%
FT % 1st Half: 3-3 100.0% 2nd half: 8-10 80

Game 9 - Iowa 90, Western Illinois 56

**Official Basketball Box Score -- Game Totals -- Final Statistics
Western Illinois vs Iowa**
12/07/15 6 p.m. at Carver-Hawkeye Arena - Iowa City, IA

Western Illinois 56 • 6-2

#	Player	Total			3-Ptr			Rebounds			PF	TP	A	TO	Bk	Stl	Min
		FG-FGA	FT-FTA	FT-FTA	FG-FGA	FT-FTA	Off	Def	Total								
32	Tate Stensgaard	f	5-7	0-0	1-3	4	1	5	4	11	0	2	0	0	0	22	
02	Brandon Gilbeck	c	0-4	0-0	0-0	0	5	5	0	1	2	1	0	0	21		
01	Jabari Sandifer	g	2-5	0-1	2-2	0	2	2	6	8	1	0	3	0	26		
14	J.C. Fuller	g	2-11	1-7	0-0	1	1	2	1	5	1	5	0	0	23		
31	Garret Covington	g	4-14	3-8	1-2	0	3	3	0	12	0	2	0	2	34		
10	Jamie Batish	g	1-4	1-4	0-0	0	3	3	0	3	0	0	0	0	15		
11	De'Angelo Bruster	g	0-1	0-0	0-0	1	0	1	0	0	1	2	0	0	7		
15	Dalan Ancrum	g	3-4	0-0	0-0	2	0	2	0	6	0	0	0	0	10		
22	Jalen Morgan	g	2-5	0-0	0-0	1	1	2	3	4	0	0	0	0	14		
24	James Clair	g	1-2	0-0	0-0	1	1	2	0	2	0	1	0	0	5		
30	Mike Miklusak	g	2-6	1-2	0-0	1	4	5	1	5	2	0	0	0	16		
33	Jalen Chapman	g	1-3	0-0	0-0	0	2	2	4	2	0	1	1	0	5		
44	Jordan Hughes	g	0-0	0-0	0-0	0	1	1	0	0	0	0	0	0	2		
	Team					0 0											
	Totals		23-66	6-22	4-7	11	24	35	20	56	13	16	2	5	200		

FG % 1st Half: 13-33 39.4% 2nd half: 10-33 30.3% Game: 23-66 34.8%
 3FG % 1st Half: 3-9 33.3% 2nd half: 3-13 23.1% Game: 6-22 27.3%
 FT % 1st Half: 3-4 75.0% 2nd half: 1-3 33.3% Game: 4-7 57.1%

Iowa 90 • 7-2

#	Player	Total			3-Ptr			Rebounds			PF	TP	A	TO	Bk	Stl	Min
		FG-FGA	FT-FTA	FT-FTA	FG-FGA	FT-FTA	Off	Def	Total								
20	Uthoff, Jarrod	f	10-16	4-5	3-3	3	6	9	0	27	1	0	1	0	0	23	
34	Woodbury, Adam	c	4-6	0-0	2-2	3	1	4	1	10	1	0	1	0	18		
05	Clemmons, Anthony	g	3-7	1-2	2-2	0	2	2	2	9	1	1	1	3	29		
10	Gesell, Mike	g	1-3	0-0	0-1	1	3	4	1	2	7	4	1	1	22		
14	Jok, Peter	g	4-7	1-3	0-0	0	3	3	3	9	1	2	0	2	15		
00	Wagner, Ahmad	g	1-1	0-0	0-0	0	2	2	1	2	0	1	0	1	10		
02	Fleming, Andrew	g	2-5	1-2	0-0	0	0	0	0	5	2	0	0	0	14		
03	Soukup, Michael	g	0-1	0-1	0-0	0	0	0	0	0	0	0	0	0	4		
11	Williams, Christian	g	0-1	0-0	0-0	1	0	1	0	0	0	0	0	0	7		
13	Soukup, Steven	g	0-1	0-1	0-0	0	1	1	0	0	0	0	0	0	4		
23	Ukah, Okey	g	1-3	0-0	0-2	1	0	1	1	2	2	0	0	1	5		
24	Ellingson, Brady	g	2-4	1-3	2-3	0	3	3	1	7	1	1	0	0	17		
25	Uhl, Dom	g	4-8	2-4	5-6	1	3	4	1	15	0	0	3	1	19		
51	Baer, Nicholas	g	1-3	0-2	0-0	0	5	5	0	2	1	1	0	0	13		
	Team					2 4 6											
	Totals		33-66	10-23	14-19	12	33	45	11	90	20	11	6	10	200		

FG % 1st Half: 21-36 58.3% 2nd half: 12-30 40.0% Game: 33-66 50.0%
 3FG % 1st Half: 6-13 46.2% 2nd half: 4-10 40.0% Game: 10-23 43.5%
 FT % 1st Half: 5-8 62.5% 2nd half: 9-11 81.8% Game: 14-19 73.7%

Officials: Ray Perone, Brian Dorsey, Rob Rley
 Technical fouls: Western Illinois-None. Iowa-None.
 Attendance: 11395
 Fouled Out - Western Illinois: Gilbeck (04:34)

Score by periods	1st	2nd	Total
Western Illinois	32	24	56
Iowa	53	37	90

Points	In	Off	2nd	Fast	Bench
Paint	Paint	T/O	Chance	Break	Bench
WIU	28	7	15	2	22
IOWA	40	24	11	10	33

Last FG - WIU 2nd-00:52, IOWA 2nd-02:20.
 Largest lead - WIU None, IOWA by 39 2nd-04:08.
 IOWA led for 00:00. WIU led for 39:53. Game was tied for 00:07.

Game 11 - Iowa 70, Drake 64

**Official Basketball Box Score -- Game Totals -- Final Statistics
Drake vs Iowa**
12-19-15 3:31 p.m. at Wells Fargo Arena - Des Moines, Iowa

Drake 64 • 4-7

#	Player	Total			3-Ptr			Rebounds			PF	TP	A	TO	Bk	Stl	Min
		FG-FGA	FT-FTA	FT-FTA	FG-FGA	FT-FTA	Off	Def	Total								
03	Woodward, Graham	*	1-9	1-5	0-0	1	3	4	1	3	1	2	0	0	0	28	
11	Enevoled, Jacob	*	1-2	0-0	0-0	3	1	4	0	2	0	0	1	0	15		
12	Timmer, Reed	*	11-21	3-8	0-1	2	4	6	1	25	5	0	0	0	36		
23	Arongunde, Ore	*	3-5	2-3	1-1	0	3	3	2	9	0	0	0	0	30		
31	Abrahamson, Kale	*	4-11	3-6	3-4	2	5	7	3	14	2	0	0	0	29		
00	Rivers, C.J.	g	0-1	0-0	0-0	0	1	1	1	0	2	0	0	0	9		
01	Madison, Karl	g	0-1	0-0	0-0	0	0	0	1	0	0	3	0	0	4		
02	Wampler, Billy	g	2-5	1-2	0-0	0	1	1	1	5	2	2	1	0	13		
22	Schlatter, Casey	g	1-2	1-1	0-0	1	2	3	1	3	0	0	0	0	13		
35	McGlynn, Nick	g	0-2	0-0	1-2	0	2	2	1	1	1	0	0	0	12		
44	Olejniczak, Dominik	g	1-1	0-0	0-0	0	1	1	0	2	1	0	1	0	11		
	Team					6 1 7											
	Totals		24-60	11-26	5-8	15	24	39	12	64	14	11	3	0	200		

FG % 1st Half: 11-30 36.7% 2nd half: 13-30 43.3% Game: 24-60 40.0%
 3FG % 1st Half: 6-14 42.9% 2nd half: 5-12 41.7% Game: 11-26 42.3%
 FT % 1st Half: 2-3 66.7% 2nd half: 3-5 60.0% Game: 5-8 62.5%

Iowa 70 • 8-3

#	Player	Total			3-Ptr			Rebounds			PF	TP	A	TO	Bk	Stl	Min
		FG-FGA	FT-FTA	FT-FTA	FG-FGA	FT-FTA	Off	Def	Total								
05	Clemmons, Anthony	*	4-9	1-5	1-2	0	2	2	0	10	1	0	1	0	0	27	
10	Gesell, Mike	*	7-8	2-2	1-2	0	3	3	0	17	4	0	1	0	34		
14	Jok, Peter	*	2-10	0-4	0-0	0	2	2	2	4	2	0	0	0	23		
20	Uthoff, Jarrod	*	4-8	0-2	2-2	0	3	3	3	10	0	1	5	0	21		
34	Woodbury, Adam	*	2-5	0-0	0-0	1	0	1	1	4	1	1	0	1	12		
00	Wagner, Ahmad	g	0-0	0-0	0-0	1	1	2	0	0	0	0	1	0	9		
02	Fleming, Andrew	g	0-0	0-0	0-0	0	0	0	0	0	0	0	0	0	7		
03	Soukup, Michael	g	0-2	0-1	0-0	0	0	0	0	0	0	0	0	0	3		
11	Williams, Christian	g	0-0	0-0	2-2	0	0	0	2	2	2	0	0	0	1		
13	Soukup, Steven	g	0-1	0-1	0-0	0	0	0	0	0	0	0	0	0	2		
23	Ukah, Okey	g	0-0	0-0	0-0	0	0	0	0	0	0	0	0	0	3		
24	Ellingson, Brady	g	1-4	1-4	0-0	0	0	0	0	3	0	0	0	0	11		
25	Uhl, Dom	g	2-8	1-2	2-2	2	6	8	1	7	2	0	0	1	28		
51	Baer, Nicholas	g	5-10	3-5	0-0	3	4	7	3	13	2	0	6	1	30		
	Team					2 0 2											
	Totals		28-60	8-21	6-8	9	22	31	12	70	12	3	14	4	200		

FG % 1st Half: 11-28 39.3% 2nd half: 17-32 53.1% Game: 28-60 46.7%
 3FG % 1st Half: 3-11 27.3% 2nd half: 5-10 50.0% Game: 8-21 38.1%
 FT % 1st Half: 5-6 83.3% 2nd half: 1-2 50.0% Game: 6-8 75.0%

Officials: Kelly Pfeiffer, Bobby Daw, Toby Martinez
 Technical fouls: Drake-None. Iowa-None.
 Attendance: 15424
 Hy-Vee Big Four Classic
 Fouled Out: none

Score by periods	1st	2nd	Total
Drake	30	34	64
Iowa	30	40	70

Points	In	Off	2nd	Fast	Bench
Paint	Paint	T/O	Chance	Break	Bench
DR	22	0	9	3	11
IOWA	38	18	12	8	25

Last FG - DU 2nd-01:37, IOWA 2nd-00:30.
 Largest lead - DU by 6 1st-18:18, IOWA by 11 2nd-08:51.
 Score tied - 6 times.
 Lead changed - 7 times.

Game 10 - #2 Iowa State 83, Iowa 82

**Official Basketball Box Score -- Game Totals -- Final Statistics
Iowa vs Iowa State**
12-10-15 6:31 p.m. at Hilton Coliseum - Ames, Iowa

Iowa 82 • 7-3

#	Player	Total			3-Ptr			Rebounds			PF	TP	A	TO	Bk	Stl	Min
		FG-FGA	FT-FTA	FT-FTA	FG-FGA	FT-FTA	Off	Def	Total								
05	Clemmons, Anthony	*	3-6	1-4	0-0	0	4	4	0	7	4	2	1	1	36		
10	Gesell, Mike	*	3-10	1-2	2-2	0	2	2	2	9	8	5	0	0	35		
14	Jok, Peter	*	7-12	4-7	0-0	0	4	4	2	18	2	2	0	0	29		
20	Uthoff, Jarrod	*	12-20	5-8	3-4	3	6	9	3	32	1	4	1	1	37		
34	Woodbury, Adam	*	5-9	0-0	2-2	1	4	5	3	12	1	3	1	0	35		
24	Ellingson, Brady	g	0-1	0-1	0-0	0	0	0	0	0	2	0	0	0	4		
25	Uhl, Dom	g	0-3	0-2	2-2	3	3	6	4	2	0						

Game 13 - Iowa 83, #1 Michigan State 70

Official Basketball Box Score -- Game Totals -- Final Statistics
Michigan State vs Iowa
12/29/15 8:05 p.m. at Carver-Hawkeye Arena - Iowa City, IA

Michigan State 70 • 13-1, 0-1

##	Player	Total		3-Ptr		Rebounds			PF	TP	A	TO	Blk	Stl	Min
		FG-FGA	FG-FGA	FT-FTA	FT-FTA	Off	Def	Tot							
10	Costello, Matt	f	6-8	0-0	5-6	3	4	7	2	17	2	2	1	0	23
15	Clark Jr., Marvin	f	3-7	1-3	0-1	3	3	6	0	7	1	1	0	3	14
05	Forbes, Bryn	g	1-5	0-3	1-2	0	3	3	4	3	1	2	0	1	28
11	Nairn Jr., Lourawls	g	2-6	0-0	0-1	0	1	1	4	4	3	3	0	0	24
14	Harris, Eron	g	7-15	1-2	6-7	4	1	5	5	21	0	1	0	1	22
00	Ahrens, Kyle	g	0-1	0-1	0-0	0	0	0	2	0	1	0	0	0	2
02	Bess, Javon	g	1-6	0-0	0-0	3	0	3	0	2	0	1	0	0	11
03	Ellis III, Alvin	g	1-6	1-4	0-0	0	1	1	4	3	1	2	0	0	17
20	McQuaid, Matt	g	0-1	0-0	0-1	1	0	1	1	0	1	2	0	2	16
23	Davis, Deyonta	g	3-4	0-0	0-0	1	1	2	0	6	0	0	3	0	11
25	Goins, Kenny	g	3-3	0-0	0-0	1	4	5	1	6	0	0	1	0	13
30	Van Dyk, Matt	g	0-1	0-0	0-0	0	0	0	2	0	0	0	0	0	2
34	Schilling, Gavin	g	0-1	0-0	1-2	1	2	3	1	1	0	1	0	0	11
41	Wollenman, Colby	g	0-0	0-0	0-1	0	1	1	1	0	1	0	0	0	6
	Team					2	1	3							
Totals			27-64	3-13	13-20	19	22	41	27	70	11	16	5	7	200

FG % 1st Half: 10-26 38.5% 2nd half: 17-38 44.7% Game: 27-64 42.2%
 3FG % 1st Half: 0-5 0.0% 2nd half: 3-8 37.5% Game: 3-13 23.1%
 FT % 1st Half: 3-5 60.0% 2nd half: 10-15 66.7% Game: 13-20 65.0%

Iowa 83 • 10-3, 1-0

##	Player	Total		3-Ptr		Rebounds			PF	TP	A	TO	Blk	Stl	Min
		FG-FGA	FG-FGA	FT-FTA	FT-FTA	Off	Def	Tot							
14	Jok, Peter	f	5-12	3-5	6-8	2	1	3	4	19	4	1	0	3	29
20	Uthoff, Jarrod	f	4-11	1-3	1-1	1	4	5	4	10	1	8	6	0	26
34	Woodbury, Adam	c	4-6	0-0	0-0	2	3	5	4	8	0	0	0	0	22
05	Clemmons, Anthony	g	1-3	0-1	0-3	0	1	1	3	2	5	1	0	1	28
10	Gesell, Mike	g	7-10	0-0	11-13	0	3	3	3	25	3	1	0	2	33
00	Wagner, Ahmad	g	0-2	0-0	1-2	0	1	1	0	1	0	0	2	0	12
24	Ellingson, Brady	g	0-0	0-0	0-0	0	1	1	0	0	0	1	0	0	8
25	Uhl, Dom	g	2-5	1-1	2-2	1	2	3	0	7	1	0	1	1	21
51	Baer, Nicholas	g	4-7	1-3	2-2	2	3	5	2	11	1	0	2	1	21
	Team					4	4	8							
Totals			27-56	6-13	23-31	12	23	35	20	83	15	12	11	8	200

FG % 1st Half: 13-34 38.2% 2nd half: 14-22 63.6% Game: 27-56 48.2%
 3FG % 1st Half: 4-9 44.4% 2nd half: 2-4 50.0% Game: 6-13 46.2%
 FT % 1st Half: 7-12 58.3% 2nd half: 16-19 84.2% Game: 23-31 74.2%

Officials: Gene Steratore, D.J. Carstensen, Larry Scrotto
 Technical fouls: Michigan State-None. Iowa-None.
 Attendance: 15400
 Fouled Out - Michigan State: Harris (00:37)

Score by periods	1st	2nd	Total
Michigan State	23	47	70
Iowa	37	46	83

Last FG - MSU 2nd-00:56, IOWA 2nd-03:18.
 Largest lead - MSU None, IOWA by 19 2nd-10:59.
 MSU led for 00:00. IOWA led for 39:16. Game was tied for 00:44.

In	Off	2nd	Fast	Bench
MSU	44	16	18	4
IOWA	30	21	15	3

Score tied - 0 times.
 Lead changed - 0 times.

Game 14 - Iowa 70, #14 Purdue 63

Official Basketball Box Score -- Game Totals -- Final Statistics
Iowa vs Purdue
01/02/16 6:00 PM at West Lafayette, Ind. | Mackey Arena

Iowa 70 • 11-3, 2-0

##	Player	Total		3-Ptr		Rebounds			PF	TP	A	TO	Blk	Stl	Min
		FG-FGA	FG-FGA	FT-FTA	FT-FTA	Off	Def	Tot							
20	Uthoff, Jarrod	f	7-16	1-3	10-14	0	4	4	3	25	2	0	5	2	38
34	Woodbury, Adam	c	3-7	0-0	0-0	3	4	7	1	6	0	2	0	1	25
05	Clemmons, Anthony	g	3-9	2-4	0-0	0	1	1	3	8	3	1	0	4	30
10	Gesell, Mike	g	2-5	1-2	2-4	1	6	7	4	7	7	1	1	1	33
14	Jok, Peter	g	5-13	0-6	1-2	3	6	9	3	11	2	0	0	2	32
00	Wagner, Ahmad	g	0-0	0-0	0-0	0	0	0	0	0	0	1	0	0	3
24	Ellingson, Brady	g	0-0	0-0	0-0	0	0	0	1	0	0	1	0	0	8
25	Uhl, Dom	g	2-5	2-3	0-0	0	0	0	1	6	0	0	1	0	15
51	Baer, Nicholas	g	3-3	1-1	0-0	2	2	4	0	7	0	2	2	0	16
	Team					2	3	5							
Totals			25-58	7-19	13-20	11	26	37	16	70	14	9	9	10	200

FG % 1st Half: 7-30 23.3% 2nd half: 18-28 64.3% Game: 25-58 43.1%
 3FG % 1st Half: 1-10 10.0% 2nd half: 6-9 66.7% Game: 7-19 36.8%
 FT % 1st Half: 5-7 71.4% 2nd half: 8-13 61.5% Game: 13-20 65.0%

Purdue 63 • 13-2, 1-1

##	Player	Total		3-Ptr		Rebounds			PF	TP	A	TO	Blk	Stl	Min
		FG-FGA	FG-FGA	FT-FTA	FT-FTA	Off	Def	Tot							
12	Edwards, Vince	f	2-3	1-1	2-2	1	4	5	3	7	3	1	1	0	20
50	Swanigan, Caleb	f	3-10	0-0	0-2	3	2	5	2	6	2	3	0	0	22
44	Haas, Isaac	c	3-4	0-0	0-0	3	3	6	1	6	0	1	1	0	15
03	Thompson, P.J.	g	0-4	0-2	1-2	1	3	4	0	1	3	2	0	0	23
35	Davis, Rapheal	g	1-7	1-5	1-2	1	0	1	2	4	0	4	1	1	28
01	Hill, Johnny	g	1-6	0-1	2-2	2	0	2	3	4	2	0	0	0	17
14	Cline, Ryan	g	1-2	1-2	0-0	0	0	0	1	3	1	0	0	0	7
20	Hammons, A.J.	g	5-6	0-0	1-2	1	6	7	4	11	2	1	1	0	25
21	Stephens, Kendall	g	4-9	2-6	2-3	0	0	0	0	12	1	0	0	1	13
31	Mathias, Dakota	g	3-8	3-8	0-0	0	5	5	2	9	3	2	1	2	30
	Team					1	2	3							
Totals			23-59	8-25	9-15	13	25	38	18	63	17	14	5	4	200

FG % 1st Half: 15-33 45.5% 2nd half: 8-26 30.8% Game: 23-59 39.0%
 3FG % 1st Half: 7-14 50.0% 2nd half: 1-11 9.1% Game: 8-25 32.0%
 FT % 1st Half: 0-0 0.0% 2nd half: 9-15 60.0% Game: 9-15 60.0%

Officials: Bo Boroski, Paul Szlez, Earl Walton
 Technical fouls: Iowa-None. Purdue-None.
 Attendance: 14846

Score by periods	1st	2nd	Total
Iowa	20	50	70
Purdue	37	26	63

Last FG - IOWA 2nd-01:11, PURDUE 2nd-02:09.
 Largest lead - IOWA by 8 2nd-00:21, PURDUE by 19 1st-02:21.
 IOWA led for 14:10. PURDUE led for 23:12. Game was tied for 02:25.

Score tied - 2 times.
 Lead changed - 4 times.

In	Off	2nd	Fast	Bench
IOWA	24	22	11	6
PURDUE	24	7	12	0

Game 15 - Iowa 77, Nebraska 66

Official Basketball Box Score -- Game Totals -- Final Statistics
Nebraska vs Iowa
01/05/16 8:05 p.m. at Carver-Hawkeye Arena - Iowa City, IA

Nebraska 66 • 8-8, 0-3

##	Player	Total		3-Ptr		Rebounds			PF	TP	A	TO	Blk	Stl	Min
		FG-FGA	FG-FGA	FT-FTA	FT-FTA	Off	Def	Tot							
12	Jacobson, Michael	f	1-3	0-0	0-0	1	2	3	3	2	0	0	1	0	16
31	Shields, Shavon	f	6-9	1-2	0-4	2	4	6	4	13	4	2	0	0	29
03	White III, Andrew	g	3-10	2-7	1-2	3	5	8	4	9	1	2	0	1	32
05	Watson Jr., Glynn	g	3-10	0-2	0-0	0	1	1	4	6	2	2	0	1	25
32	Parker, Benny	g	2-4	2-2	0-0	1	2	3	5	6	0	0	0	0	24
00	Webster, Tai	g	7-11	1-1	7-8	1	4	5	2	22	0	2	0	1	33
10	McVeigh, Jack	g	2-9	1-6	0-0	1	1	2	1	5	1	0	0	1	18
23	Fuller, Nick	g	0-0	0-0	0-0	0	0	0	1	0	0	0	0	0	
24	Hammond, Jake	g	0-0	0-0	0-0	0	1	1	0	0	0	0	0	0	
30	Morrow Jr., Ed	g	1-2	0-0	1-2	1	2	3	2	3	0	0	1	0	
	Team					1	1	2							
Totals			25-58	7-20	9-16	11	23	34	26	66	8	9	2	4	200

FG % 1st Half: 9-31 29.0% 2nd half: 16-27 59.3% Game: 25-58 43.1%
 3FG % 1st Half: 3-10 30.0% 2nd half: 4-10 40.0% Game: 7-20 35.0%
 FT % 1st Half: 1-2 50.0% 2nd half: 8-14 57.1% Game: 9-16 56.3%

Iowa 77 • 12-3, 3-0

##	Player	Total		3-Ptr		Rebounds			PF	TP	A	TO	Blk	Stl	Min
		FG-FGA	FG-FGA	FT-FTA	FT-FTA	Off	Def	Tot							

2015-16 IOWA HAWKEYE RADIO/TV ROSTER




#0
AHMAD WAGNER
F, 6-5, 225, Fr.



#1
DALE JONES
F, 6-7, 220, Jr.



#2
ANDREW FLEMING
G, 6-5, 206, Fr.



#3
MICHAEL SOUKUP
G, 6-4, 165, Jr.



#4
ISAIAH MOSS
G, 6-5, 200, Fr.




#5
ANTHONY CLEMMONS
G, 6-2, 200, Sr.



#10
MIKE GESELL
G, 6-2, 190, Sr.



#11
CHRISTIAN WILLIAMS
G, 6-6, 200, Fr.



#13
STEVEN SOUKUP
G, 6-4, 175, Jr.



#14
PETER JOK
G, 6-6, 205, Jr.



#20
JARROD UTHOFF
F, 6-9, 221, Sr.



#23
OKEY UKAH
F, 6-7, 218, Sr.



#24
BRADY ELLINGSON
G, 6-4, 190, RS-Fr.




#25
DOM UHL
F, 6-9, 215, So.



#30
BRANDON HUTTON
F, 6-5, 218, Fr.



#34
ADAM WOODBURY
C, 7-1, 250, Sr.



#51
NICHOLAS BAER
F, 6-7, 200, RS-Fr.



FRAN MCCAFFERY
Head Coach



IOWA HAWKEYE BASKETBALL
Iowa Combined Team Statistics (as of Jan 14, 2016)
Conference games

RECORD:	OVERALL	HOME	AWAY	NEUTRAL
ALL GAMES	4-0	2-0	2-0	0-0
CONFERENCE	4-0	2-0	2-0	0-0
NON-CONFERENCE	0-0	0-0	0-0	0-0

##	Player	gp-gs	min	avg	Total		3-Point		F-Throw		Rebounds				pf	dq	a	to	blk	stl	pts	avg		
					fg-fga	fg%	3fg-fga	3fg%	ft-fta	ft%	off	def	tot	avg										
20	Uthoff, Jarrod	4-4	135	33.8	25-61	.410	7-18	.389	18-23	.783	5	22	27	6.8	10	0	5	8	17	4	75	18.8		
10	Gesell, Mike	4-4	121	30.3	18-32	.563	2-4	.500	24-31	.774	2	15	17	4.3	11	0	26	6	1	3	62	15.5		
14	Jok, Peter	4-4	123	30.8	21-50	.420	8-22	.364	11-14	.786	6	10	16	4.0	10	0	8	2	0	8	61	15.3		
25	Uhl, Dom	4-0	77	19.3	11-21	.524	7-9	.778	4-6	.667	7	9	16	4.0	6	0	2	2	3	2	33	8.3		
34	Woodbury, Adam	4-4	109	27.3	11-26	.423	0-0	.000	4-7	.571	11	15	26	6.5	11	0	2	4	2	1	26	6.5		
05	Clemmons, Anthony	4-4	106	26.5	8-23	.348	4-11	.364	3-8	.375	0	6	6	1.5	9	0	10	5	0	5	23	5.8		
51	Baer, Nicholas	4-0	70	17.5	8-13	.615	2-5	.400	5-8	.625	5	9	14	3.5	6	0	4	4	5	3	23	5.8		
24	Ellingson, Brady	4-0	32	8.0	1-3	.333	0-2	.000	0-0	.000	0	1	1	0.3	2	0	0	2	0	0	2	0.5		
00	Wagner, Ahmad	4-0	23	5.8	0-3	.000	0-0	.000	1-2	.500	1	3	4	1.0	2	0	0	2	3	2	1	0.3		
11	Williams, Christian	1-0	4	4.0	0-0	.000	0-0	.000	0-0	.000	1	0	1	1.0	0	0	1	1	0	1	0	0.0		
Team											10	10	20											
Total.....		4	800		103-232	.444	30-71	.423	70-99	.707	48	100	148	37.0	67	0	58	37	31	29	306	76.5		
Opponents.....		4	800		98-236	.415	22-79	.278	40-64	.625	51	97	148	37.0	90	2	50	55	16	18	258	64.5		

TEAM STATISTICS	IOWA	OPP	Date	Opponent	Score	Att.
SCORING	306	258	* 12/29/15	MICHIGAN STATE	w 83-70	15400
Points per game	76.5	64.5	* 01/02/16	at Purdue	w 70-63	14846
Scoring margin	+12.0	-	* 01/05/16	NEBRASKA	w 77-66	11736
FIELD GOALS-ATT	103-232	98-236	* 1/14/16	at Michigan State	w 76-59	14797
Field goal pct	.444	.415	^ = Advocare Invitational - Orlando, Florida			
3 POINT FG-ATT	30-71	22-79	# = Hy-Vee Big Four Classic - Des Moines, Iowa			
3-point FG pct	.423	.278	* = Conference game			
3-pt FG made per game	7.5	5.5				
FREE THROWS-ATT	70-99	40-64				
Free throw pct	.707	.625				
F-Throws made per game	17.5	10.0				
REBOUNDS	148	148				
Rebounds per game	37.0	37.0				
Rebounding margin	+0.0	-				
ASSISTS	58	50				
Assists per game	14.5	12.5				
TURNOVERS	37	55				
Turnovers per game	9.3	13.8				
Turnover margin	+4.5	-				
Assist/turnover ratio	1.6	0.9				
STEALS	29	18				
Steals per game	7.3	4.5				
BLOCKS	31	16				
Blocks per game	7.8	4.0				
ATTENDANCE	27136	29643				
Home games-Avg/Game	2-13568	2-14822				
Neutral site-Avg/Game	-	0-0				

Score by Periods	1st	2nd	Totals
Iowa	135	171	306
Opponents	107	151	258

IOWA HAWKEYE BASKETBALL
Iowa Combined Team Statistics (as of Jan 14, 2016)
All games

RECORD:	OVERALL	HOME	AWAY	NEUTRAL
ALL GAMES	13-3	8-0	3-1	2-2
CONFERENCE	4-0	2-0	2-0	0-0
NON-CONFERENCE	9-3	6-0	1-1	2-2

##	Player	gp-gs	min	avg	Total		3-Point		F-Throw		Rebounds				pf	dq	a	to	blk	stl	pts	avg
					fg-fga	fg%	3fg-fga	3fg%	ft-fga	ft%	off	def	tot	avg								
20	Uthoff, Jarrod	16-16	469	29.3	107-221	.484	33-74	.446	47-58	.810	27	75	102	6.4	29	0	19	20	52	14	294	18.4
14	Jok, Peter	15-15	367	24.5	72-176	.409	32-87	.368	31-37	.838	13	35	48	3.2	34	0	25	15	0	21	207	13.8
10	Gesell, Mike	16-16	466	29.1	53-111	.477	10-21	.476	41-56	.732	6	50	56	3.5	33	0	110	33	4	20	157	9.8
34	Woodbury, Adam	16-16	378	23.6	50-94	.532	0-0	.000	32-41	.780	40	61	101	6.3	35	0	13	18	4	8	132	8.3
05	Clemmons, Anthony	16-16	443	27.7	48-112	.429	13-41	.317	19-31	.613	6	32	38	2.4	25	0	57	24	4	17	128	8.0
25	Uhl, Dom	16-1	289	18.1	42-87	.483	16-31	.516	19-26	.731	22	48	70	4.4	21	0	16	11	10	7	119	7.4
51	Baer, Nicholas	16-0	249	15.6	34-64	.531	16-33	.485	5-8	.625	19	36	55	3.4	22	0	10	8	16	11	89	5.6
01	Jones, Dale	6-0	78	13.0	12-30	.400	9-20	.450	0-0	.000	2	16	18	3.0	11	0	3	4	2	1	33	5.5
24	Ellingson, Brady	16-0	187	11.7	24-47	.511	10-33	.303	7-9	.778	2	13	15	0.9	17	0	9	8	0	3	65	4.1
02	Fleming, Andrew	8-0	71	8.9	7-19	.368	3-11	.273	5-10	.500	2	7	9	1.1	6	0	10	8	0	0	22	2.8
00	Wagner, Ahmad	15-0	136	9.1	12-20	.600	0-0	.000	9-17	.529	16	22	38	2.5	23	1	4	6	8	5	33	2.2
23	Ukah, Okey	6-0	18	3.0	4-7	.571	0-0	.000	0-2	.000	1	1	2	0.3	5	0	0	0	1	2	8	1.3
03	Soukup, Michael	4-0	13	3.3	1-4	.250	1-3	.333	0-1	.000	0	1	1	0.3	0	0	2	0	0	0	3	0.8
11	Williams, Christian	10-0	49	4.9	2-10	.200	1-2	.500	2-3	.667	3	4	7	0.7	2	0	4	2	0	2	7	0.7
13	Soukup, Steven	4-0	12	3.0	0-4	.000	0-2	.000	0-0	.000	0	3	3	0.8	1	0	1	0	0	0	0	0.0
Team											30	34	64				7					
Total.....		16	3225		468-1006	.465	144-358	.402	217-299	.726	189	438	627	39.2	264	1	283	164	101	111	1297	81.1
Opponents.....		16	3225		397-991	.401	110-372	.296	169-253	.668	202	400	602	37.6	302	7	205	221	38	80	1073	67.1

TEAM STATISTICS	IOWA	OPP	Date	Opponent	Score	Att.
SCORING	1297	1073	11/13/15	GARDNER-WEBB	w 76-59	14209
Points per game	81.1	67.1	11/15/15	COPPIN STATE	w 103-68	12350
Scoring margin	+14.0	-	11/19/15	at Marquette	w 89-61	13297
FIELD GOALS-ATT	468-1006	397-991	^ 11/26/15	vs DAYTON	L 77-82	4871
Field goal pct	.465	.401	^ 11/27/15	vs NOTRE DAME	L 62-68	4508
3 POINT FG-ATT	144-358	110-372	^ 11/29/15	vs WICHITA STATE	w 84-61	2031
3-point FG pct	.402	.296	12/02/15	FLORIDA STATE	Wot 78-75	11247
3-pt FG made per game	9.0	6.9	11/05/15	UMKC	w 95-75	11763
FREE THROWS-ATT	217-299	169-253	12/07/15	WESTERN ILLINOIS	w 90-56	11395
Free throw pct	.726	.668	12/10/15	at Iowa State	L 82-83	14384
F-Throws made per game	13.6	10.6	# 12/19/15	vs Drake	w 70-64	15424
REBOUNDS	627	602	12/22/15	TENNESSEE TECH	w 85-63	14432
Rebounds per game	39.2	37.6	* 12/29/15	MICHIGAN STATE	w 83-70	15400
Rebounding margin	+1.6	-	* 01/02/16	at Purdue	w 70-63	14846
ASSISTS	283	205	* 01/05/16	NEBRASKA	w 77-66	11736
Assists per game	17.7	12.8	* 1/14/16	at Michigan State	w 76-59	14797
TURNOVERS	164	221	^ = Advocare Invitational - Orlando, Florida			
Turnovers per game	10.3	13.8	# = Hy-Vee Big Four Classic - Des Moines, Iowa			
Turnover margin	+3.6	-	* = Conference game			
Assist/turnover ratio	1.7	0.9				
STEALS	111	80				
Steals per game	6.9	5.0				
BLOCKS	101	38				
Blocks per game	6.3	2.4				
ATTENDANCE	102532	84158				
Home games-Avg/Game	8-12816	4-14331				
Neutral site-Avg/Game	-	4-6708				

Score by Periods	1st	2nd	OT	Totals
Iowa	633	649	15	1297
Opponents	473	588	12	1073