

**2015-16 IOWA HAWKEYE  
BASKETBALL GAME NOTES**



**3 Final Fours  
8 Big Ten Championships  
2 Big Ten Tournament Titles  
25 NCAA Tournaments**

**GAME 33 // #6/6 VILLANOVA (30-5) vs. #24/25 IOWA (22-10)  
2016 NCAA TOURNAMENT**  
Sunday, March 20, 2016 • 11:10 a.m. (CT)  
Brooklyn, New York • Barclays Center  
Radio: Hawkeye Radio Network; Sirius 83 and XM 202  
Radio Talent: Gary Dolphin (play-by-play), Bob Hansen (analyst)  
TV: CBS  
Announcers: Verne Lundquist, Jim Spanarkel, Allie LaForce  
Live Stats / Audio: [hawkeyesports.com](http://hawkeyesports.com)

**Iowa Athletic Communications**  
5300 Carver-Hawkeye Arena, Iowa City, IA 52242  
Phone: 319-335-9411 • Fax: 319-335-9417  
[hawkeyesports.com](http://hawkeyesports.com) • [hawkeyebasketball.com](http://hawkeyebasketball.com)  
**MBB CONTACT: MATTHEW WEITZEL**  
office: 319-335-6590 • cell: 319-430-8176  
email: [matthew-weitzel@hawkeyesports.com](mailto:matthew-weitzel@hawkeyesports.com)  
Twitter: @BigWeitz

**2015-16 Schedule / Results  
22-10 Overall, 12-6 Big Ten**

Nov. 13	Gardner-Webb	W, 76-59
Nov. 15	Coppin State	W, 103-68
Nov. 19	at Marquette ^	W, 89-61
Nov. 26	vs. Dayton #	L, 77-82
Nov. 27	vs. #17/18 Notre Dame #	L, 62-68
Nov. 29	vs. #20/20 Wichita State #	W, 84-61
Dec. 2	Florida State %	W, 78-75 (OT)
Dec. 5	UMKC	W, 95-75
Dec. 7	Western Illinois	W, 90-56
Dec. 10	at #2/4 Iowa State +	L, 82-83
Dec. 19	vs. Drake *	W, 70-64
Dec. 22	Tennessee Tech	W, 85-63
Dec. 29	#1/1 Michigan State	W, 83-70
Jan. 2	at #14/14 Purdue	W, 70-63
Jan. 5	Nebraska	W, 77-66
Jan. 14	at #4/4 Michigan State	W, 76-59
Jan. 17	Michigan	W, 82-71
Jan. 21	at Rutgers	W, 90-76
Jan. 24	#22/22 Purdue	W, 83-71
Jan. 28	at #8/7 Maryland	L, 68-74
Jan. 31	Northwestern	W, 85-71
Feb. 3	Penn State	W, 73-49
Feb. 7	at Illinois	W, 77-65
Feb. 11	at #22 Indiana	L, 78-85
Feb. 14	Minnesota	W, 75-71
Feb. 17	at Penn State	L, 75-79
Feb. 24	Wisconsin	L, 59-67
Feb. 28	at Ohio State	L, 64-68
March 1	#11/12 Indiana	L, 78-81
March 5	at Michigan	W, 71-61
March 10	vs. Illinois \$	L, 66-68
March 18	vs. Temple ~	W, 72-70 (OT)
March 20	vs. #6/6 Villanova	11:10 a.m.

*all times listed are central*  
^ -- Gavitt Games  
# -- Advocate Invitational - Orlando, Florida  
% -- Big Ten/ACC Challenge  
+ -- Iowa Corn Cy-Hawk Series  
\* -- Hy-Vee Big Four Classic - Des Moines, Iowa  
\$ -- Big Ten Tournament - Indianapolis, Indiana  
~ -- NCAA Tournament - Brooklyn, New York






**Pronunciation Guide**

Kirk Speraw	SPEAR-awe
Mike Gesell	GAH-zelle
Peter Jok	JOCK
Michael/Steven Soukup	SOH-cup
Okey Ukah	Oh-Kay Ooh-kuh
Dom Uhl	YULE
Jarrod Uthoff	YOU-toff

**Iowa Hawkeye NCAA Second Round**

- Iowa beat Temple, 72-70, in overtime on Friday. Iowa improved to 2-0 in overtime games this season and 2-3 in overtime games played in the NCAA Tournament.
- Iowa will make its third straight NCAA Tournament appearance for the first time since 1991-93.
- Iowa finished 12-6 and in a tie for third place in the Big Ten standings for the second consecutive season. It marked the first time since the 1987 (3rd) and 1988 (T-3rd) seasons that the Hawkeyes finished third place or better in the Big Ten standings in consecutive seasons.
- Iowa has registered back-to-back 12+ win seasons in the league for the third time in program history (1981-82 and 1987-88). Also, Iowa has won 21 regular season games in consecutive years for the first time since 1996 (22) and 1997 (21).
- Iowa has produced first-team All-Big Ten honorees each of the last three seasons (Devyn Marble in 2014; Aaron White in 2015; Jarrod Uthoff in 2016), something that has not happened at the University of Iowa since 1946-48 (Herb Wilkinson in 1946 and 1947; Murray Wier in 1948).
- Jarrod Uthoff is the only player from a major conference to total 600+ points, 200+ rebounds, and 80+ blocks. The only other player nationally to parallel those numbers is Stony Brook's Jameel Warney.
- Iowa's senior class has won 89 games, a total that ranks third most in school history over a four year span.
- Iowa's Jarrod Uthoff (19.0) and Peter Jok (16.2) are the third highest scoring duo at Iowa the last 40 seasons, combining to average 35.2 points this season.
- Adam Woodbury pulled down 180 rebounds in 18 Big Ten contests (10.0 rpg). The center became the first Hawkeye since Reggie Evans (10.7 rpg) in 2001-02 to average 10+ rebounds during conference play. Woodbury has led Iowa in rebounding in 14 of its last 16 outings.
- Mike Gesell is the third Hawkeye to ever amass 1,000 points, 525 assists, and 150 steals. Gesell is believed to be the first Hawkeye ever to post five 10+ assist games in a season (B.J. Armstrong had four 10+ assist games in 1988-89). He is Iowa's single-season assists leader with 199 assists.
- Iowa has won 20 games or more each of the last four seasons -- its longest streak since 1996-99.
- Iowa has five wins over AP Top 25 teams this season, which ties for second-most by the Hawkeyes over the last 20 seasons.
- Iowa completed regular season sweeps over Michigan and Michigan State for the first time since 1954.
- Iowa won a combined 11 Big Ten road games the last two years (six in 2015 and five in 2016). The last time Iowa won a combined 11 or more road games in consecutive seasons was 1987-88 (11) and 1955-56 (12).
- Iowa averaged 11.1 turnovers in 2015, which is the best average for fewest turnovers in program history since turnovers became an official stat in 1980. This season, the Hawkeyes are averaging 10.2 turnovers. Iowa had only three turnovers in 45 minutes Friday against Temple.
- Fran McCaffery has guided Iowa to upper division finishes in the Big Ten in each of the last four seasons. McCaffery, who is one of just 12 Division I head coaches to take four different programs to the NCAA Tournament, has accumulated 16 first division finishes in 20 years as a head coach. McCaffery has posted 10 seasons of 20 or more wins as a head coach.

**Iowa Projected Starting Lineup**

	<b>G • 10 • Mike Gesell</b> 6-2 • 190 • Sr. • South Sioux City, NE		<b>G • 14 • Peter Jok</b> 6-6 • 205 • Jr. • West Des Moines, IA				
<b>PTS</b>	<b>AST</b>	<b>FG%</b>	<b>FT%</b>	<b>PTS</b>	<b>REB</b>	<b>FG%</b>	<b>FT%</b>
8.2	6.2	.393	.742	16.2	3.4	.434	.850
	<b>G • 5 • Anthony Clemmons</b> 6-2 • 200 • Sr. • Lansing, MI		<b>F • 20 • Jarrod Uthoff</b> 6-9 • 221 • Sr. • Cedar Rapids, IA				
<b>PTS</b>	<b>REB</b>	<b>FG%</b>	<b>FT%</b>	<b>PTS</b>	<b>REB</b>	<b>FG%</b>	<b>FT%</b>
8.9	2.7	.434	.598	19.0	6.3	.446	.822
	<b>C • 34 • Adam Woodbury</b> 7-1 • 250 • Sr. • Sioux City, IA						
<b>PTS</b>	<b>REB</b>	<b>FG%</b>	<b>FT%</b>				
7.8	8.4	.560	.705				



### Inside The Numbers

	IOWA	VILLANOVA
Scoring Average	77.9	77.2
Scoring Defense	68.8	63.5
Scoring Margin	+9.2	+13.7
FG%	.447	.471
FG% Defense	.416	.399
FT%	.721	.775
3-PT FG%	.377	.347
3-PT FG% Defense	.308	.334
Rebound Margin	+1.0	+1.8
Assists Per Game	15.9	16.3
Turnovers Per Game	10.2	11.1
Steals Per Game	6.8	6.8
Blocks Per Game	4.8	3.5

### Miscellaneous Statistics

Double-Figure Scoring Games...					
Player	12-13	13-14	14-15	15-16	Career
Jarrold Uthoff	---	11	23	30	64
Mike Gesell	14	14	10	10	48
Peter Jok	---	7	11	23	41
Adam Woodbury	6	4	9	14	33
Anthony Clemmons	4	1	5	16	26
Dom Uhl	---	---	1	7	8
Nicholas Baer	---	---	---	4	4
Dale Jones	---	---	---	1	1
Brady Ellingson	---	---	---	1	1
Ahmad Wagner	---	---	---	1	1

20-Point Scoring Games...					
Player	12-13	13-14	14-15	15-16	Career
Jarrold Uthoff	---	---	4	15	19
Peter Jok	---	---	---	11	11
Mike Gesell	1	---	---	2	3
Brady Ellingson	---	---	---	1	1
Clemmons	---	---	---	1	1

Double-Figure Rebounding Games...					
Player	12-13	13-14	14-15	15-16	Career
Adam Woodbury	---	1	2	12	15
Jarrold Uthoff	---	2	4	4	10
Dom Uhl	---	---	---	1	1

Double-Doubles...					
Player	12-13	13-14	14-15	15-16	Career
Adam Woodbury	---	---	2	7	9
Jarrold Uthoff	---	2	2	3	7
Dom Uhl	---	---	---	1	1
Mike Gesell	---	---	---	1	1

4+ Three-Pointer Games...					
Player	12-13	13-14	14-15	15-16	Career
Peter Jok	---	---	1	8	9
Jarrold Uthoff	---	---	3	5	8
Mike Gesell	1	1	---	---	2
Dale Jones	---	---	---	1	1
Nicholas Baer	---	---	---	1	1

5+ Assists Games...					
Player	12-13	13-14	14-15	15-16	Career
Mike Gesell	5	13	12	19	49
Anthony Clemmons	9	2	1	12	24
Jarrold Uthoff	---	---	2	---	2
Adam Woodbury	---	---	1	---	1

3+ Steals Games...					
Player	12-13	13-14	14-15	15-16	Career
Mike Gesell	4	2	1	6	13
Anthony Clemmons	4	---	1	4	9
Peter Jok	---	---	2	5	7
Jarrold Uthoff	---	---	5	1	6
Adam Woodbury	---	1	1	---	2
Dom Uhl	---	---	---	1	1
Ahmad Wagner	---	---	---	1	1

3+ Blocks Games...					
Player	12-13	13-14	14-15	15-16	Career
Jarrold Uthoff	---	---	6	13	19
Adam Woodbury	3	---	---	---	3
Dom Uhl	---	---	---	---	1
Nicholas Baer	---	---	---	1	1

### 2015-16 Margin of Victory/Defeat

Points	1	2	3	4	5	6	7	8	9	10+	15+	20+
Wins	0	1	1	1	0	1	1	0	0	8	2	7
Losses	1	1	1	2	1	2	1	1	0	0	0	0

### THE SETTING

No. 24/25 Iowa (22-10) will face No. 6/6 Villanova (30-5) in the second round of the 2016 NCAA Tournament Sunday at Barclays Center in Brooklyn. Iowa earned the No. 7 seed in the South Region, while Villanova is the second seed. Iowa advanced with a 72-70 overtime win over Temple, while Villanova defeated UNC Asheville 86-56.

Iowa has won its first game in the NCAA Tournament in consecutive seasons for the first time since 1996 and 1997. The overtime win gives Iowa a 2-3 record in overtime game in the tournament. The previous OT win for the Hawkeyes came against Oklahoma (93-91) in 1987.

### ON THE AIR

**Radio:** Iowa games at the NCAA Tournament will be broadcast on the Hawkeye Radio Network. Gary Dolphin will handle the play-by-play, along with color commentator Bob Hansen. The network includes more than 40 stations that blanket the state of Iowa and include portions of Illinois, Nebraska, Minnesota, Missouri, and Wisconsin. The Hawkeye Radio Network coverage includes a 60-minute pregame show.

**TV:** Sunday's game will be televised to a national audience on CBS. Verne Lundquist, Jim Spanarkel, Allie LaForce will call the action.

### IOWA'S SENIOR CLASS

Iowa's senior class has totaled 89 victories in its four years (25 in 2013; 20 in 2014; 22 in 2015; and 22 in 2016). The 89 wins rank third most by a senior class in school history; Iowa's 1989 class ranks first with 97 wins, followed by 95 in the class of 1988.

### 2016 Senior Class (Clemmons, Gesell, Ukah, Uthoff, Woodbury) By the Numbers

- 3,903 Points
- 388 Starts
- 89 Overall Wins
- 58 Home Wins (one shy of school record of 59 set 2012-15)
- 42 Big Ten Wins
- 4 Big Ten Upper Division Finishes
- 3 NCAA Tournaments
- 1 NIT Runner-up Finish

### IOWA HISTORY

Iowa has played 2,705 games since beginning basketball in 1902. Iowa's overall record is 1,593-1,112 (.589). That includes a 1,015-355 (.741) record in home games, a 574-754 (.432) record in contests away from Iowa City, a 752-757 (.498) mark in Big Ten games and a 419-129 (.765) record in Carver-Hawkeye Arena.

### 2015-16 Iowa Hawkeye Roster

No.	Name	Pos.	Ht.	Wt.	Yr.	Hometown (High School/College)
0	Ahmad Wagner	F	6-7	225	Fr.	Yellow Springs, Ohio (Wayne)
1	Dale Jones	F	6-7	220	Jr.	Waterloo, Iowa (Waterloo West/Tyler JC, Texas)
2	Andrew Fleming	G	6-5	206	Fr.	Nashville, Tenn. (Oak Hill Academy, Va.)
3	Michael Soukup	G	6-4	165	Jr.	Danville, Iowa (Danville/Southeastern CC)
4	Isaiah Moss	G	6-5	200	Fr.	Chicago, Ill. (Simeon)
5	Anthony Clemmons	G	6-2	200	Sr.	Lansing, Mich. (Sexton)
10	Mike Gesell	G	6-2	190	Sr.	South Sioux City, Neb. (South Sioux City)
11	Christian Williams	G	6-6	200	Fr.	Decatur, Ill. (St. Teresa)
13	Steven Soukup	G	6-4	175	Jr.	Danville, Iowa (Danville/Southeastern CC)
14	Peter Jok	G	6-6	205	Jr.	West Des Moines, Iowa (Valley)
20	Jarrold Uthoff	F	6-9	221	Sr.	Cedar Rapids, Iowa (Jefferson/Wisconsin)
23	Okey Ukah	F	6-7	218	Sr.	Iowa City, Iowa (West/Kirkwood CC)
24	Brady Ellingson	G	6-4	190	Fr. <sup>^</sup>	Sussex, Wis. (Sussex)
25	Dom Uhl	F	6-9	215	So.	Frankfurt, Germany (Point Pleasant Beach, N.J.)
30	Brandon Hutton	F	6-5	218	Fr.	Chicago, Ill. (De La Salle)
34	Adam Woodbury	C	7-1	250	Sr.	Sioux City, Iowa (East)
51	Nicholas Baer	F	6-7	200	Fr. <sup>^</sup>	Bettendorf, Iowa (Bettendorf)

Head Coach: Fran McCaffery

Assistant Coaches: Kirk Speraw, Sherman Dillard, Andrew Francis

## Head Coach Fran McCaffery

Fran McCaffery, who is signed through the 2020 season, is in his sixth season as the head basketball coach at the University of Iowa and his 20th year overall as a college head coach. McCaffery has reached the 20-win plateau eight of the last 10 seasons, including the last four years.

McCaffery spent five seasons (2005-10) as the head coach at Siena, six years at UNC-Greensboro (1999-2005) and three seasons at Lehigh (1985-88) before joining the Hawkeyes.

McCaffery has three decades of Division I coaching experience. He completed his 33rd season as a collegiate coach in 2015, which includes 19 years as a head coach and 14 as an assistant. McCaffery is one of 12 coaches to lead four different Division I teams to the NCAA Tournament.

McCaffery, 56, holds a career mark of 369-262 (.584) and guided his teams to 10 postseason appearances (seven NCAA and three NIT). He is 118-85 (.581) at Iowa. McCaffery has led Iowa to NCAA Tournament victories in each of the past two seasons, the first time Hawkeye teams have won tournament games in consecutive seasons since 1996-97.

Since taking over the Iowa program in 2010, the Hawkeyes have earned five postseason tournament berths (3 NCAA, 2 NIT). McCaffery coached Iowa to 25 victories in 2013, equaling the second-most win total in program history. McCaffery has guided five different Hawkeyes to all-conference honors, including three straight first team honorees. The last time Iowa had three consecutive all-league honorees was 1946-48.

McCaffery has posted upper division finishes in each of the past four seasons at Iowa and 16 of 20 seasons as a head coach. He has posted 20 wins or more eight of the last 10 seasons, including the last four at Iowa (2013, 2014, 2015, and 2016).

McCaffery and the Hawkeyes have made Carver-Hawkeye Arena one of the most feared arenas to play nationally. Fans have embraced McCaffery and his team's style of play with attendance increasing by more than 50 percent since 2010. The Hawkeyes boast a 58-12 home record the last four seasons, which includes a school-record 18 wins in 2014.

McCaffery's five years at Siena were the best in its 70-year history. He led the Saints on an incredible run that ended with three straight Metro Atlantic Athletic Conference championships and NCAA Tournament appearances. In so doing, Siena became the only program in the country to win its regular season and postseason title 2008-10.

McCaffery's Saints owned a 112-51 (.687) record in his five years with the program. He guided the Saints to four consecutive 20-win seasons.

The 2009 MAAC Coach of the Year and 2010 District I Coach of the Year is the third winningest coach, by percentage, in league history (.68-22, .756). He is the only coach to guide a MAAC program to two NCAA Tournament wins. McCaffery led his 2008 and 2009 teams to first round NCAA Tournament victories over Vanderbilt and Ohio State, respectively.

In his final two seasons at Siena, he coached the Saints to back-to-back 27-win campaigns and boasted a combined 39-3 (.929) record against MAAC opponents, which included MAAC Tournament contests.

McCaffery began his coaching career as an assistant at Penn (1982-83) and Lehigh (1983-85). After three seasons as head coach at Lehigh, he spent 11 seasons as an assistant at Notre Dame (1988-99).

McCaffery played basketball at Wake Forest his freshman year (1977-78) and then concluded his collegiate playing career at Penn his final three seasons (1979-82).

He earned his B.S. degree in Economics from The Wharton School (Penn) in 1982. McCaffery also earned a Master of Education from Lehigh in 1985.



## McCaffery File

**Born:** May 23, 1959  
**Hometown:** Philadelphia, Pa.  
**High School:** LaSalle, 1977  
**College:** B.S. in Economics, The Wharton School (Penn), 1982  
 Master of Education, Lehigh, 1985  
**Family:** Wife, Margaret  
 Sons, Connor, Patrick and Jonathan Francis  
 Daughter, Marit Katherine  
 Brother, Jack (sportswriter in Philadelphia area)

### Coaching Honors

MAAC Coach of the Year, 2009  
 NABC District I Coach of the Year, 2009-10

### Coaching History (34 years)

1982-83 Assistant Coach, Penn  
 1983-85 Assistant Coach, Lehigh  
 1985-88 Head Coach, Lehigh  
 1988-99 Assistant Coach, Notre Dame  
 1999-05 Head Coach, UNC-Greensboro  
 2005-10 Head Coach, Siena  
 2010-present Head Coach, University of Iowa

### Coaching Chart

Overall (20 seasons): 369-262 (.584)  
 At Iowa (six seasons): 118-85 (.581)  
 At Siena (five seasons): 112-51 (.688)  
 At UNCG (six seasons): 90-87 (.508)  
 At Lehigh (three seasons): 49-40 (.551)  
 NCAA Tournament (seven appearances\*): 4-7  
 NIT (three appearances): 5-3  
 \*McCaffery is the first coach to bring three different programs from one-bid leagues to the NCAA Tournament (conferences that sent just one team the year his program advanced).

### McCaffery in Postseason Play

1988 NCAA Tournament - - Lehigh  
 1989 NCAA Tournament - - Notre Dame  
 1990 NCAA Tournament - - Notre Dame  
 1992 NIT - - Notre Dame  
 1997 NIT - - Notre Dame  
 2001 NCAA Tournament - - UNC-Greensboro  
 2002 NIT - - UNC-Greensboro  
 2008 NCAA Tournament - - Siena  
 2009 NCAA Tournament - - Siena  
 2010 NCAA Tournament - - Siena  
 2012 NIT - - Iowa  
 2013 NIT - - Iowa  
 2014 NCAA Tournament - - Iowa  
 2015 NCAA Tournament - - Iowa  
 2016 NCAA Tournament - - Iowa

### Playing Experience

Wake Forest, 1977-78  
 Penn, 1979-82

### COACHING HONORS

NABC District I Coach of the Year, 2009-10  
 MAAC Coach of the Year, 2008-09

### HEAD COACHING EXPERIENCE

Lehigh (1985-88): .....49-39 (.557); 8-6 (.571) League  
 UNC-Greensboro (1999-05).....90-87 (.508); 49-47 (.510) League  
 Siena (2005-10) .....112-51 (.687); 68-22 (.756) League  
 Iowa (2010-present): .....118-85 (.581); 54-54 (.500) League

## 2015-16 Big Ten Standings/Schedule

Team	Big Ten	Pct.	Overall	Pct.
Indiana	15-3	.833	26-7	.788
Michigan State	13-5	.722	29-6	.829
Maryland	12-6	.667	26-8	.765
Purdue	12-6	.667	26-9	.743
<b>IOWA</b>	<b>12-6</b>	<b>.667</b>	<b>22-10</b>	<b>.688</b>
Wisconsin	12-6	.667	21-12	.636
Ohio State	11-7	.611	21-13	.618
Michigan	10-8	.556	23-13	.639
Northwestern	8-10	.444	20-12	.625
Penn State	7-11	.389	16-16	.500
Nebraska	6-12	.333	16-18	.471
Illinois	5-13	.278	15-19	.441
Minnesota	2-16	.111	8-23	.258
Rutgers	1-17	.056	7-25	.219

### Saturday, March 19

Indiana vs. Kentucky, 4:15 p.m. (CBS)

### Sunday, March 20

Florida at Ohio State, 11 a.m. (ESPN) \*

Iowa vs. Villanova, 11:10 a.m. (CBS)

Hawai'i vs. Maryland, 6:10 p.m. (TBS)

Wisconsin vs. Xavier, 7:40 p.m. (TNT)

\* -- NIT game

All times are central

## National Rankings

### AP Poll

March 14

1. Kansas
2. Michigan State
3. North Carolina
4. Virginia
5. Oregon
6. Villanova
7. Oklahoma
8. West Virginia
9. Xavier
10. Miami
10. Kentucky
12. Purdue
13. Utah
14. Indiana
15. Texas A&M
16. Louisville
17. Arizona
18. Maryland
19. Duke
20. Seton Hall
21. Baylor
22. Iowa State
23. California
24. SMU
25. **IOWA**

### USA Today Poll

March 14

1. Kansas
2. Michigan State
3. North Carolina
4. Oregon
5. Virginia
6. Villanova
7. Oklahoma
8. West Virginia
9. Xavier
10. Purdue
11. Miami
12. Indiana
13. Kentucky
14. Utah
15. Texas A&M
16. Arizona
17. Maryland
18. Baylor
19. Iowa State
20. Duke
21. Seton Hall
22. Texas
23. California
24. **IOWA**
25. Saint Joseph's

Iowa has been nationally ranked by both major polls for 11 straight weeks, since Jan. 4.

## 2015-16 Iowa Captains

Seniors Anthony Clemmons, Mike Gesell, Jarrod Uthoff, and Adam Woodbury.

### IOWA IN THE NCAA TOURNAMENT

Iowa is participating in the NCAA Tournament for the 25th time, including making its third straight appearance for the first time since 1991-93. Iowa, as a No. 7 seed, beat Davidson (83-52) last year, which was the largest margin of victory in a 7/10 matchup in NCAA Tournament history. The Hawkeyes were bounced by No. 2 Gonzaga, 87-67, in the next round.

Iowa earned a No. 7 seed this season for the fifth time in program history. The Hawkeyes were also a No. 7 seed in 1983, 1991, 2001, and 2015.

Prior to Thursday afternoon, the last time Iowa played an NCAA Tournament game in New York was in 2001 when the Hawkeyes beat Creighton, 69-56, in Long Island, New York, in the first round before falling to Kentucky in the second round.

The Hawkeyes hold an overall record of 29-26 in the tournament, advancing to the Final Four in 1955, 1956, and 1980. The Hawkeyes reached the regional championship in 1987 and lost in the regional semifinal in 1983, 1988, and 1999. Below is a listing of Iowa's seeding in the tournament and the results:

Seed	Record	Seed	Record
#2.....	3-1	#7.....	6-4
#3.....	0-2	#8.....	1-2
#4.....	2-3	#9.....	1-1
#5.....	8-4	#10.....	0-1
#6.....	2-2	#11.....	0-2

### AGAINST THE NCAA FIELD

During the regular season, Iowa posted a 7-7 record against teams in the NCAA Tournament. The Hawkeyes played nine different opponents who were selected for the NCAA Tournament, including six Big Ten opponents and four nonconference opponents (Dayton, Iowa State, Notre Dame, and Wichita State).

Six other Big Ten teams will compete in this year's tournament: Indiana, Maryland, Michigan, Michigan State, Purdue, and Wisconsin. The Hawkeyes went 6-4 in contests against those teams. Iowa twice beat Michigan, Michigan State, and Purdue. The Hawkeyes lost to Maryland, Wisconsin, and Indiana (twice).

### COMING HOME

Iowa assistant coach Andrew Francis is a 1992 graduate of Brooklyn's Abraham Lincoln High School. He played basketball at Fulton Montgomery Community College in Johnstown, New York, before completing his college career under Coach Sidney Green at Long Island University-Southampton. Francis assisted on Villanova's staff, helping in a variety of roles while directing the video operations from 2005-07.

Sophomore Dom Uhl, who hails from Frankfurt, Germany, played his final two years of prep ball at Point Pleasant Beach High School in New Jersey. Additionally, Temple was one of the schools that pursued Uhl during his recruitment.

### HAWKEYES OUTLAST TEMPLE IN OVERTIME

- Iowa led by as many as 12 points and held on for a 72-70 win over Temple in the first round of the NCAA Tournament Friday evening in Brooklyn, New York.
- Adam Woodbury recovered an offensive rebound and scored the winning basket as time expired. The win was Iowa's first buzzer-beater since Cyrus Tate scored at the buzzer in a 65-63 win over Kansas State on Nov. 29, 2008 in Las Vegas.
- Three Hawkeyes scored in double figures: Jarrod Uthoff (23), Peter Jok (16), and Adam Woodbury (10).
- Iowa was 17-of-22 (.773) from the free throw line, while Temple was 6-of-9 (.667).
- After shooting 55 percent (16-of-29) from the field in the first half, the Hawkeyes held Temple to 34 percent (11-of-32) shooting in the second half. Both teams made just one 3-pointer the last 25 minutes of the game (second half and overtime).
- Iowa only recorded three turnovers, which equaled a season low (Drake). It also marked its lowest turnover total in an NCAA Tournament game since having three against Virginia in 1997.
- Iowa was held without a field goal the last 5:08 of regulation. Temple's Quenton De-cosey made three free throws with two seconds left to send the game in overtime.

**UTHOFF, GESELL EARN ACADEMIC ALL-AMERICA HONORS**

Jarrold Uthoff has been named the 2015-16 Academic All-America of the Year for Division I Men’s Basketball, while Mike Gesell was voted to the Academic All-America second team.

Uthoff has an economics degree and is pursuing a Master’s in leisure studies. He has a 3.42 G.P.A., including a 4.0 G.P.A. during the fall semester. He is a second-team All-America (*USWBA, Sporting News*) and is a finalist for the Oscar Robertson Trophy, John R. Wooden Award, and Karl Malone Award.

Uthoff leads the Big Ten in blocked shots (2.7 blocks per game), and is second in scoring (18.9 points per game) and 11th in rebounding (6.4 rebounds per game). In less than three years he has accumulated 1,259 points, 132 three-pointers, 568 rebounds and 174 blocks.

Uthoff becomes Iowa’s second Academic All-American of the Year recipient; Adam Haluska earned the distinction in 2007. Additionally, UI junior Ally Disterhoft was honored as the 2015-16 Academic All-America of the Year for Division I Women’s Basketball. The University of Iowa becomes the first institution to sweep Academic All-American of the Year accolades for men’s and women’s basketball.

Gesell, a native of South Sioux City, Nebraska, earned a finance degree in three years and is pursuing a Master’s in leisure studies. He has a 3.94 G.P.A., including a 4.11 G.P.A. during the fall semester. The point guard, who was a third team Academic All-American a year ago, becomes the third Hawkeye men’s basketball player to earn multiple Academic All-America laurels (Luke Recker in 2001 and 2002; Adam Haluska in 2006, and 2007).

Gesell is one of three Hawkeyes to ever total 1,000 points, 525 assists, and 150 steals. Gesell ranks fourth in Iowa career assists (546), ninth in steals (159), and 39th in scoring (1,062). Gesell has directed the offense all four years, guiding the Hawkeyes to two NCAA Tournaments (2014 and 2015) and an NIT runner-up finish in 2013. Gesell ranks first on the Hawkeyes this season in assists (194) and steals (43), and fourth in scoring (8.3). He is believed to be the first Hawkeye ever to be credited with 10 or more assists in five games in a single season.

**FAST START IN BIG TEN PLAY**

Iowa was 10-1 just past the halfway point of the Big Ten schedule. The 10-1 mark was the program’s best start in Big Ten play since going 10-1 to start conference play the 1981-82 season. Since Iowa’s 1969-70 team that went 14-0, only this year’s squad and the 1981-82 team started a Big Ten season, 10-1.

***Fran McCaffery in NCAA Tournament (Head Coach)***

Year/School	Opponent	W/L	Score	Site
1987-88 Lehigh	Temple	L	73-87	Hartford, CT
2000-01 UNCG	Stanford	L	60-89	San Diego, CA
2007-08 Siena	Vanderbilt	W	83-62	Tampa, FL
	Villanova	L	72-84	Tampa, FL
2008-09 Siena	Ohio State	W	74-72	Dayton, OH
	Louisville	L	72-79	Dayton, OH
2009-10 Siena	Purdue	L	64-72	Spokane, WA
2013-14 Iowa	Tennessee	L	65-78 (OT)	Dayton, OH
2014-15 Iowa	Davidson	W	83-52	Seattle, WA
	Gonzaga	L	68-87	Seattle, WA
2015-16 Iowa	Temple	W	72-70	Brooklyn, NY
<b>NCAA:</b>		4-7 in seven appearances as a head coach		

**HIGH SCORING DUO**

The duo of Jarrod Uthoff and Peter Jok have combined for 35.2 points per game this season, one of the top scoring duos in Iowa school history over the last 40 seasons.

**Iowa, Most Points per Game by Team’s Top Duo – Since 1976-77 (Min. 20 Games by Each Player)**

1988-89	Roy Marble (20.5), B.J. Armstrong (18.6)	39.1
2006-07	Adam Haluska (20.5), Tyler Smith (14.9)	35.4
<b>2015-16</b>	<b>Jarrold Uthoff (19.0), Peter Jok (16.2)</b>	<b>35.2</b>
1976-77	Bruce King (21.0), Ronnie Lester (13.4)	34.4
1991-92	Acie Earl (19.5), James Moses (13.9)	33.4

***Last Three Games Statistics***

#	Player	gp-gs	min	avg	Total			3-Point		F-Throw		Rebounds										pts	avg
					fg-fga	fg%	3fg-fga	3fg%	ft-fta	ft%	off	def	tot	avg	pf	dq	a	to	blk	stl			
20	Uthoff, Jarrod	3-3	117	39.0	27-56	.482	8-25	.320	11-12	.917	2	14	16	5.3	3	0	1	3	6	6	73	24.3	
14	Jok, Peter	3-3	99	33.0	19-45	.422	9-26	.346	8-10	.800	5	10	15	5.0	10	1	7	7	0	0	55	18.3	
34	Woodbury, Adam	3-3	90	30.0	9-20	.450	0-0	.000	3-6	.500	10	16	26	8.7	6	0	1	3	1	0	21	7.0	
05	Clemmons, Anthony	3-3	99	33.0	6-21	.286	3-9	.333	3-6	.500	1	9	10	3.3	6	0	14	5	0	2	18	6.0	
10	Gesell, Mike	3-3	100	33.3	4-20	.200	1-5	.200	4-4	1.000	2	8	10	3.3	5	0	24	6	0	6	13	4.3	
25	Uhl, Dom	3-0	44	14.7	4-14	.286	2-7	.286	0-1	.000	2	6	8	2.7	2	0	3	0	1	3	10	3.3	
51	Baer, Nicholas	3-0	33	11.0	4-11	.364	0-4	.000	2-2	1.000	5	4	9	3.0	6	0	1	4	0	3	10	3.3	
11	Williams, Christian	3-0	16	5.3	2-4	.500	0-0	.000	1-1	1.000	0	3	3	1.0	1	0	1	0	0	0	5	1.7	
00	Wagner, Ahmad	3-0	27	9.0	2-2	1.000	0-0	.000	0-0	.000	1	5	6	2.0	2	0	0	0	0	0	4	1.3	
Team											5	5	10				1						
Total.....		3	625		77-193	.399	23-76	.303	32-42	.762	33	80	113	37.7	41	1	52	29	8	20	209	69.7	
Opponents.....		3	625		79-188	.420	22-75	.293	19-27	.704	33	89	122	40.7	53	1	45	37	9	15	199	66.3	

### **SCOUTING VILLANOVA**

- Villanova improved to 30-5 with its first round win over UNC Asheville. The Wildcats are ranked sixth in the Associated Press rankings and sixth in the *USA Today* poll.
- Villanova ranks second in the nation in free throw percentage (77.7 percent), 12th in scoring margin, 13th in assists, 16th in three-point attempts and 20th in scoring defense.
- Villanova has four players scoring in double figures, led by Josh Hart at 15.3. Kris Jenkins (13.3), Ryan Arcidiacono (11.9) and Daniel Ochefu (10.0) also score in double figures. Ochefu (7.7) and Hart (6.9) lead Villanova in rebounding.
- Five Wildcats scored in double figures in the win over UNC Asheville. Ochefu led the way with 17 points and 10 rebounds, with Arcidiacono (14), Jenkins (12), Mikal Bridges (12), and Jalen Brunson (10) also reaching double figures.
- Villanova connected on three 3-point baskets late in the first half to take a 40-26 halftime advantage in its opening win. The Wildcats led by at least 12 points throughout the second half. Overall, Villanova shot 57.9 percent from the field while holding UNC Asheville to just 36.8 percent.

### **ALL-TIME SERIES RECORDS**

Iowa is 1-4 all-time against Villanova, with the Wildcats winning the last two meetings. The teams last met in the 2013-14 season, with Villanova taking an 88-83 OT victory in the championship game of the Battle 4 Atlantis. The Wildcats also won in 2006-07 (89-60), 1982-83 (55-54) and 1961-62 (69-56). Iowa's win in the series came by a 97-74 score in 1987-88.

All of the previous five meetings took place in tournament action, with the 1983 meeting taking place in the NCAA Tournament.

### **FOUR STRAIGHT 20-WIN SEASONS**

Iowa has won 20 games or more each of the last four seasons -- its longest streak in 15 years. It marks the first time since 1996-99 seasons that Iowa has posted four consecutive 20-win campaigns.

Iowa is one of four Big Ten teams (Michigan State, Wisconsin and Ohio State) to post .500 or better winning percentages in conference play each of the past four seasons. Maryland has finished above .500 each of the last two seasons since joining the Big Ten in 2014-15.

### **UTHOFF NAMED FINALIST FOR OSCAR ROBERTSON TROPHY**

Jarrold Uthoff is a finalist for the USBWA's Oscar Robertson Trophy as the men's national player of the year. The Hawkeye senior is one of two Big Ten players named to the 11-player list (Michigan State's Denzel Valentine).

Uthoff, a native of Cedar Rapids, Iowa, has scored in double figures in all but one game this season, including netting 20 points or more 16 times. The team co-captain leads the Big Ten in blocked shots (2.6) and is second in scoring (19.0).

Voting for the award is conducted by members of the USBWA. The USBWA is comprised of over 900 journalists covering college basketball for newspapers, magazines and websites.

The USBWA player of the year award will be presented on April 11 at the College Basketball Awards gala and dinner at the National Cowboy & Western Heritage Museum in Oklahoma City.

### **4 HAWKEYES EARN ALL-BIG TEN ACCOLADES**

Senior Jarrod Uthoff and junior Peter Jok highlight Iowa's All-Big Ten honorees, which were announced March 7, by the Big Ten.

Uthoff was named a unanimous selection to the first team by both league head coaches and media, while also being named to the five-player All-Defensive Team by the coaches. Uthoff becomes the first Hawkeye since Andre Woolridge in 1997 to be named a unanimous first team selection. Jok earned second team recognition by both the media and coaches, while seniors Mike Gesell and Adam Woodbury earned honorable mention laurels by the media. Gesell also was also named Iowa's men's basketball Sportsmanship Award recipient for the third consecutive season.

Uthoff ranks second in the Big Ten in scoring (19.0), first in blocked shots (2.6), and tied for 11th in rebounding (6.3). The forward ranks 19th in Iowa career scoring (1,282) and fourth in blocked shots (175). Uthoff has scored in double figures in all but one game this season, including netting 20 points or more a team-best 16 times.

This marks the third consecutive season an Iowa player has been picked on the All-Big Ten first team; Devyn Marble was honored in 2014 and Aaron White in 2015. The last time the Hawkeyes had first-team all-league honorees in back-to-back-to-back seasons was 1946-48 (Herb Wilkinson in 1946 and 1947, and Murray Wier in 1948).

Jok is Iowa's fifth different all-conference honoree under McCaffery. After averaging seven points per game a season ago, Jok surged 9.2 points this year, averaging 16.2 points contest. The 9.2 improvement is tops among Big Ten players. The guard ranks second on the team and ninth in the league in scoring (16.2), is second on the team in steals per game (1.3), and first in 3-pointers made (78), and free throw shooting (.850, 91-of-107).

Gesell has started all 32 games this season and leads the team with 199 assists, which is a new school single season record. He is averaging career bests in scoring (8.2), rebounds (3.2), assists (6.2), field goal percentage (.393), and 3-point percentage (.372). The four-year starter is believed to be the first Hawkeye ever to be credited with 10 or more assists five times in a single season.

Woodbury has also been a four-year starter, averaging career bests this season in scoring (7.8), rebounding (8.4), field goal percentage (.560, 94-of-168), assists (0.8), and steals (0.5). He has posted seven double-doubles this season, which ties for eighth among Big Ten players. The center has totaled more than 800 points, 750 rebounds, and 100 assists over his four-year career.

### **POSSESSING THE ROCK**

Iowa averaged 11.1 turnovers in 2015, which is the best average for fewest turnovers in program history since turnovers became an official stat in 1980. This season, the Hawkeyes are averaging 10.2 turnovers, which ranks 19th-fewest nationally.

The Hawkeyes have recorded nine or fewer turnovers in 10 of their last 18 contests. Iowa ranks 28th nationally in turnover margin (+2.9). Iowa had three turnovers in the win over Temple, matching a season-low (vs. Drake).

## **RETURNING STARTS**

Iowa returned 134 of a possible 170 starting positions from the previous year (78.8 percent), the second-highest total during the Fran McCaffery era.

Iowa's starting five (Mike Gesell, Anthony Clemmons, Peter Jok, Jarrod Uthoff, Adam Woodbury) have a combined 19 years of college basketball experience.

Season	Ret. Starts From Previous Year	Final Record
2015-16	134 of 170 (78.82 percent)	TBD
2014-15	100 of 165 (60.6 percent)	22-12
2013-14	183 of 190 (96.3 percent)	20-13
2012-13	118 of 175 (67.4 percent)	25-13
2011-12	119 of 155 (76.8 percent)	18-17
2010-11	126 of 160 (78.75 percent)	11-20

## **UTHOFF, GESELL JOIN ELITE COMPANY**

Jarrod Uthoff is just the third Hawkeye to accumulate 1,200+ points and 150+ blocks. Uthoff has scored 1,282 points and 175 blocks. The other two are Acie Earl (1,779 points and 365 blocks) and Greg Stokes (1,768 points and 228 blocks). Earl and Stokes played four years, while Uthoff accomplished the feat in three seasons.

Mike Gesell joined an exclusive group earlier this season. Gesell is one of three Hawkeyes to total more than 1,000 points, 550 assists, and 160 steals in a career. Gesell has 1,066 points, 551 assists, and 160 steals. Dean Oliver (1,561 points, 561 assists, and 205 steals) and Jeff Horner (1,502 points, 553 assists, and 166 steals) are the other Hawkeyes to accomplish the feat.

## **GESELL PUTTING UP CAREER NUMBERS**

Fourth-year starter Mike Gesell is having a career season leading the team at point guard. The native of South Sioux City, Nebraska, is averaging career bests in scoring (8.2), rebounds (3.2), assists (6.2), field goal percentage (.393), and 3-point accuracy (.372). He broke Iowa's 20-year old single-season assists record, previously held by Andre Woolridge (1996), with 199 assists this season.

Gesell netted his 1,000th career point with his first bucket of the game in the first half at Indiana on Feb. 11. Gesell finished with 17 points -- his highest point total since netting 22 vs. Nebraska on Jan. 5. He also was credited with his 500th career assist in Iowa's win over Minnesota on Feb. 14.

Gesell was named Big Ten Player of the Week on Jan. 11 after posting his first career double-double (22 points and 10 assists) in a 77-66 victory over Nebraska (Jan. 5). He scored 19 of his 22 points and dished out seven of his 10 assists in the second half.

After netting a career-best 25 points to lift Iowa to an 83-70 win over No. 1 Michigan State, the senior had seven points, seven rebounds, and seven assists in Iowa's victory at No. 14 Purdue on Jan. 2. His efforts earned him national and Big Ten Player of the Week honors on Jan. 4, by the website College Sports Madness.

## **UTHOFF, IOWA GRACE COVERS OF SPORTS ILLUSTRATED**

Senior Jarrod Uthoff was on the cover of the Feb. 8, 2016 and March 17, 2016, regional covers of *Sports Illustrated*.

Uthoff is the first Iowa basketball player since George Peeples on Jan. 24, 1966, to be on the cover of *Sports Illustrated*. George Kittle and the UI football team were on the *Sports Illustrated* cover this past November. It marks the first time in school history that Iowa football and men's basketball were featured on *Sports Illustrated* covers in the same season. It also marked the first time in Hawkeye history that a student-athlete was on the cover of *Sports Illustrated* twice in the same year.

## ***Iowa Signs 4 Prep Standouts***

Jordan Bohannon, Tyler Cook, Ryan Kriener, and Cordell Pemsil have all signed a National Letter of Intent to attend the University of Iowa in 2016.

Bohannon is a 6-foot-1, 170-pound guard from Linn-Mar High School in Marion, Iowa. Bohannon led his high school team in team in scoring (17.7), assists (4.5), rebounds (4.5), and tied for steals while being named first team All-Metro and All-Conference, second team All-State, Metro Player of the Year. He was a four-year letterman on the basketball team and competed three years on varsity golf team. Bohannon averaged 16 points and six rebounds on the 2015 AAU National, State, and Elite 28 Premier League Champion Martin Brother's squad. He was AAU teammates with Kriener and Pemsil.

Cook is a three-year varsity starter and team captain the last two seasons for Chaminade College Prep in St. Louis. The 6-foot-9, 240-pound All-State honoree as a junior averaged 13 points and six rebounds. Cook was a Nike Global Challenge and Nike Skills Academy participant. He is ranked as the No. 51 player in the 2016 class according to ESPN.

Kriener (pronounced KREEN-ir) is a 6-foot-10, 240 pounds forward from Spirit Lake High School in Spirit Lake, Iowa. He was a 2015 all-conference and second-team all-state honoree. Kriener was a two-time all-region selection for the state tournament. He averaged 19.8 points, while shooting at a 71 percent (204-of-286) clip from the field, and 8.5 rebounds as a junior. Kriener averaged 18 points and 15 rebounds on the 2015 AAU National, State, and Elite 28 Premier League Champion Martin Brother's squad. He was AAU teammates with Bohannon and Pemsil.

Pemsil, a native of Dubuque, Iowa, averaged 15.2 points and 8.75 rebounds his first three seasons at Wahlert High School. He was a two-time first-team all-state and all-conference selection. Pemsil, a three-time team captain, led Wahlert to two straight state championships. He averaged 17.3 points per game as a junior before missing the final seven games due to injury. He was AAU teammates with Bohannon and Kriener. Pemsil also competed on the Wahlert golf and baseball teams for four and three years, respectively.

## **DIALING IT UP FROM LONG DISTANCE**

Iowa averaged 5.6 3-pointers made per game a year ago. Through 32 games this season, the Hawkeyes are averaging 8.2 triples.

Iowa's Peter Jok ranks seventh in the league averaging 2.5 triples per game. The Hawkeyes are 11-4 this year when Jok sinks at least three triples in a game, including the NCAA Tournament win over Temple.

Iowa made 12 triples in four games this season (Coppin State, Marquette, Dayton, and UMKC). The last time the Hawkeyes made 12+ 3-pointers in a game four times in a season was in 2009-10 (five times). Additionally, eight of Iowa's top 11 treys made in a game during the McCaffery era have occurred the first 20 games this season. Iowa has made 10 or more triples 11 times this season.

### Iowa in the Rankings

KenPom .....	20
Sagarin.....	19
BPI .....	22
RPI .....	29

### Iowa Wins Over Top 50 RPI Teams

11/9	#47 Wichita St (W, 84-61)	Orlando
12/29	#12 Michigan St (W, 83-70)	Iowa City
1/2	#15 Purdue (70-63)	West Lafayette
1/4	#12 Michigan St (76-59)	East Lansing
1/24	#15 Purdue (83-71)	Iowa City

### Iowa Career Assists

1.	612	Jeff Horner	2003-06
2.	575	Andre Woolridge	1995-97
3.	561	Dean Oliver	1998-01
4.	551	Mike Gesell	2012-16

### Iowa Single-Season Assists

1.	199	Mike Gesell	2016
----	-----	-------------	------

### Iowa Single-Season 3-Pointers

1.	117	Chris Kingsbury	1995
2.	93	Justin Johnson	2008
3.	92	Luke Recker	2002
4.	90	Adam Haluska	2007
5.	86	Jeff Horner	2005
6.	78	Peter Jok	2016

### Iowa Career Blocked Shots

1.	365	Acie Earl	1990-93
2.	229	Greg Stokes	1982-85
3.	212	Erek Hansen	2004-06
4.	175	Jarrold Uthoff	2013-16

### Iowa Single-Season Blocked Shots

1.	121	Acie Earl	1992
2.	106	Acie Earl	1991
3.	89	Erek Hansen	2006
4.	88	Acie Earl	1993
5.	84	Jarrold Uthoff	2016
6.	83	Erek Hansen	2005
7.	79	Greg Stokes	1983
8.	62	Greg Stokes	1985
9.	58	Greg Stokes	1984
10.	56	Jarrold Uthoff	2015

### Iowa Career Scoring

16.	1,372	Ed Horton	1986-89
17.	1,361	Bruce King	1975-77
18.	1,343	James Moses	1989-92
19.	1,282	Jarrold Uthoff	2013-16
20.	1,248	Jeff Moe	1985-88
21.	1,230	Kenyon Murray	1993-96
22.	1,189	Kevin Boyle	1979-82
23.	1,188	Dave Gunther	1957-59
	1,188	Bill Logan	1954-56
25.	1,181	Val Barnes	1991-93
26.	1,176	Sam Williams	1967-68
27.	1,172	John Johnson	1969-70
28.	1,168	Chad Calabria	1968-70
29.	1,145	Bob Hansen	1980-83
	1,145	Kevin Kunnert	1971-73
31.	1,119	Melsahn Basabe	2011-04
32.	1,118	Chris Kingsbury	1994-96
	1,118	Michael Payne	1982-85
34.	1,112	Kenny Arnold	1979-82
35.	1,094	Charles Darling	1950-52
36.	1,091	Fred Brown	1970-71
37.	1,090	Ryan Bowen	1995-98
38.	1,072	Pierre Pierce	2002, 04-05
39.	1,066	Mike Gesell	2012-16

### MCCAFFERY SURPASSED BUCKY O'CONNOR FOR FIFTH IN VICTORIES AT IOWA

Fran McCaffery notched victory No. 115 as Iowa's head coach on Feb. 7 at Illinois, surpassing Bucky O'Connor (1950, 1952-58) for fifth on Iowa's all-time coaching win total. McCaffery increased his win total to 118 after Iowa's win over Temple in the NCAA Tournament. Rollie Williams (1930-42, 1951) ranks fourth in victories with 139.

Iowa's game against Indiana (March 1) was Fran McCaffery's 200th game as Iowa's head coach (118-84, .584).

### LEADING THE TEAM

Following is the number of times a player led Iowa in scoring, rebounding, assists and steals. If two or more players tied for the team lead, all were credited for that game:

Player	Scoring	Rebounding	Assists	Blocks	Steals
Peter Jok	11	2	---	1	9
Adam Woodbury	---	19	1	2	3
Anthony Clemmons	---	---	10	2	6
Mike Gesell	3	---	22	1	12
Jarrold Uthoff	16	9	---	27	8
Dom Uhl	1	4	---	4	3
Ahmad Wagner	---	1	---	3	3
Brady Ellingson	1	---	---	---	1
Dale Jones	---	1	---	---	---
Nicholas Baer	1	1	---	6	3
Christian Williams	---	---	---	---	1

### HAWKEYES EARN HIGHEST NATIONAL RANKING SINCE 1987

Iowa's No. 3 ranking (Jan. 25) is its highest during the Fran McCaffery era and highest since earning a No. 3 ranking in the Associated Press Poll on Dec. 8, 1987.

For the third time in school history, Iowa's football and men's basketball teams earned a Top 5 ranking in the same season (1984-85 and 1960-61). It marked the first time in school history that football and men's basketball were ranked as high as No. 3 in the same season.

Iowa men's basketball lost at No. 7 Maryland on Jan. 28; it was the first regular season Big Ten defeat by either the football, wrestling, or men's basketball since the men's basketball team lost at Northwestern in overtime on Feb. 16, 2015 -- a span of 345 days.

### PETER JOK NAMED BIG TEN PLAYER OF THE WEEK ON JAN. 18

Peter Jok collected his first Big Ten Player of the Week honor of his career on Jan. 18. Jok led Iowa to a pair of wins at No. 4 Michigan State and Michigan at home. Jok averaged 19.5 points, shooting at a 58 percent clip from the field (14-of-24), including a blistering 63.6 percent (7-of-11) from 3-point range. He also averaged 3.5 rebounds, 1.5 assists, and 1.5 steals per game.

The native of West Des Moines, Iowa, helped snap an 18-game losing skid at Michigan State (Jan. 14) -- Iowa's last win at the Breslin Center came in 1993. Jok netted 19 of his game-high 23 points in the first half against the Spartans. The 6-foot-6, 205-pound guard netted 14 of his 16 points in the second half and had four rebounds in an 82-71 win against Michigan in Iowa City.

Iowa garnered four weekly honors from the Big Ten Conference this season, including capturing back-to-back Player of the Week laurels on Jan. 11 (Mike Gesell) and Jan. 18 (Peter Jok). It marked the first time Hawkeye players earned consecutive Player of the Week accolades since Adam Haluska (Jan. 30) and Jeff Horner (Feb. 6) earned co-Player of the Week honors in 2006. It is the first time in school history that two Hawkeyes earned the weekly honor in consecutive weeks without sharing the award with another Big Ten student-athlete.

Only twice in school history have three different Hawkeyes earned Big Ten Player of the Week distinction in the same season, 2015-16 (Gesell, Jok, and Uthoff) and 2000-01 (Reggie Evans, Dean Oliver, and Luke Recker -- twice).

### Hawkeyes Named Big Ten Player of the Week in 2015-16

Dec. 14	Jarrold Uthoff (co)
Dec. 21	Nicholas Baer (Freshman of the Week)
Jan. 11	Mike Gesell
Jan. 18	Peter Jok



## **MUSCLE GAIN**

Last season, freshman Dom Uhl was listed a 6-foot-8 and 195 pounds. After a year in the weight room, the sophomore forward checked in at 6-foot-9 and 215 pounds entering this season. Uhl earned the team's Newcomer Award last year.

Uhl led the Hawkeyes reserves Friday against Temple, scoring seven points, snagging four rebounds, blocking one shot, and collecting one steal and an assist.

Uhl is averaging 17 minutes, 6.1 points, and 3.7 rebounds per game this year. He has scored in double figures seven times this season. Uhl posted his first career double-double against UMKC (Dec. 5) with 14 points and a personal-high 10 boards. He had nine points, two rebounds, and a steal at No. 7 Maryland (Jan. 28) and six points, six rebounds, and one assist at Ohio State (Feb. 28).

Uhl shot 50 percent (15-of-30) from behind the arc in conference play.

He pulled down team bests in rebounds three times this season (Drake, Tennessee Tech, and Nebraska).

## **HAWKEYE FAST BREAKS**

- This will mark the third time in four years that Iowa will travel to New York. Iowa played at Madison Square Garden in April 2013, finishing runners-up in the NIT. The Hawkeyes returned to Madison Square Garden in November, 2014, playing in the 2K Classic.
- Iowa won 10 Big Ten games by double digits. It's the most by any Hawkeye team since the 1996-97 season.
- Iowa is 17-0 in games decided by 10 points or more this season and 5-10 in games decided by single digits. Each of Iowa's last five losses have come by eight points or less.
- Iowa is 50-7 when scoring 80 points or more, the last six seasons. The Hawkeyes are 61-2 when holding opponents to fewer than 61 points, the last six years.
- Iowa has had a player score 20 points or more in 17 of its last 21 games, including three players (Jok, Uthoff, and Clemmons) total 20 or more points at Rutgers (Jan. 21). It marked the first time since 2000 (vs. Missouri) that Iowa had three players reach 20 points in a game: Luke Recker (23), Dean Oliver (22), and Reggie Evans (20). It is the first time three Hawkeyes poured in 20 points in a Big Ten game since 1989 (vs. Northwestern): Roy Marble (22), Ed Horton (21), and B.J. Armstrong (21).
- Iowa has won 13 of its last 21 true road games, dating back to last year. The Hawkeyes went 5-4 in Big Ten road games this season.
- Iowa ranks 17th nationally in fewest fouls per game (16.2).
- Iowa went 7-1 during the month of January, with the only loss coming by six points at No. 7 Maryland. The last time Iowa won seven games in the month of January was the 1986-87 season (7-2). Iowa was 3-4 during the month of February, with three of the four setbacks coming away from Iowa City.
- Iowa posted a 6-1 record during the month of December, with the only loss coming by one point at No. 2/4 Iowa State on Dec. 10.
- Iowa swept Purdue for the first time since the 2003-04 season.
- Iowa swept both Purdue and Michigan State, boasting a +12.3 average margin of victory in the four games.
- Four times over the last two decades has Iowa swept the regular season series with the opponent ranked in both games -- two of the four times have taken place this season (Michigan State and Purdue).
- Iowa ranks second in the Big Ten in second chance points scored per game (12.3) and points off turnovers (16.1).
- Iowa earned its first win over a ranked Big Ten opponent (Purdue) while being ranked in the Top 10 since beating No. 16 Ohio State while ranked No. 8 on Feb 13, 1989.
- Iowa won 21 regular season contests each of the last two years.

## ***Iowa in Brooklyn (NCAA Second Round)***

### **Schedule of Events (All Eastern Time)**

#### **Saturday, March 19**

1:35-2:15 p.m.	Villanova News Conference
2:20-3 p.m.	Iowa News Conference
3:10-3:50 p.m.	Stephen F. Austin News Conference
3:55-4:35 p.m.	Notre Dame News Conference

#### **Sunday, March 20**

12:10 p.m.	Iowa vs. Villanova, third session
30 minutes after	Stephen F. Austin vs. Notre Dame, third session

#### **Media Coordinator**

##### **Drew Dickerson**

Assistant Commissioner, Atlantic 10 Conference

Office: 757-706-3058

Cell: 267-970-8629

Email: ddickerson@atlantic10.org

#### **Media Headquarters**

New York Marriott at the Brooklyn Bridge

333 Adams Street, Brooklyn, NY, 11201

Telephone: (718) 246-7000

#### **Iowa Team Headquarters**

New York Marriott Marquis

1535 Broadway, New York, NY, 10036

Telephone: (212) 398-1900

- Iowa has become the first team since Duke and Kentucky in 1965 to beat the same top-5 opponent by 10 in the same year (No. 1 and No. 4 Michigan State by 13 and 17 points, respectively).
- Iowa defeated top-15 teams in back-to-back games (No. 1 Michigan State and No. 14 Purdue) for the first time since Nov., 2004 (beat No. 12 Louisville and No. 15 Texas).
- Iowa beat two ranked Big Ten (No. 1 Michigan State and No. 14 Purdue) teams in the same week for the first time since 1987.
- Iowa has posted road wins over a Big Ten ranked opponent each of the last three seasons.
- Iowa swept Michigan State for the first time since the 1992-93 season. The Hawkeyes' win in East Lansing on Jan. 14, was their first since 1993, snapping an 18-game losing streak at the Breslin Center. Iowa's 17-point win over Michigan State is its largest victory over the Spartans in East Lansing since a 75-57 win March 12, 1983.
- Iowa is only the second Big Ten team in the last 20 seasons to start 2-0 in conference play with both victories coming against ranked opponents (2009-10 Michigan State).
- Iowa's win over Purdue on Jan. 2 is its first in West Lafayette, Indiana, since Feb. 1, 2006. Its victory at No. 4 Michigan State on Jan. 14, is its first since Jan. 28, 1993.
- Iowa has won 38 of its last 39 nonleague home games, dating back to Nov., 2011. The lone loss came to Iowa State in 2014.
- Iowa is 1-3 all-time in games played on March 18 and 4-0 in games played on March 20.
- Iowa has competed in postseason play the last five years: NIT second round in 2012; NIT runner-up in 2013; NCAA first round in 2014; NCAA third round in 2015; No. 7 seed in 2016 tournament.
- Iowa has had a first-team All-Big Ten honoree in each of the last three seasons: Devyn Marble in 2014; Aaron White in 2015; Jarrod Uthoff in 2016.

## **IOWA'S 2015-16 STATISTICAL COMPARISONS**

	All Games	Big Ten	Home Games	Away Games	Iowa Wins	Iowa Losses
Record	22-10	12-6	13-2	9-8	22-0	0-10
Points	77.9	75.8	81.5	74.8	81.1	70.9
Opp. Pts	68.8	69.3	67.5	69.8	65.7	75.5
FG%	.447	.438	.453	.442	.462	.413
FG Def.	.416	.426	.399	.432	.394	.469
3-PT%	.377	.369	.390	.366	.390	.348
3-pt. Def.	.308	.310	.317	.301	.286	.356
FT%	.721	.710	.720	.723	.732	.694
REB	38.4	37.3	40.5	36.5	38.8	37.4
AST	15.9	13.9	16.7	15.2	16.8	13.9
TO	10.2	9.9	10.1	10.3	9.1	12.5
STL	6.8	6.8	7.2	6.4	7.3	5.7
BLK	4.8	4.3	5.5	4.1	5.7	2.7

### **DOWN GOES #1**

Iowa's victory over Michigan State on Dec. 29, marked the first time it has ever beaten a No. 1 team at home (0-2, 1993 vs. Indiana and 2005 vs. Illinois). It was Iowa's first win against a No. 1 ranked team since beating top-ranked Connecticut in New York City in 1999. Iowa became just the ninth unranked team in the last 20 seasons to beat an AP No. 1 by 13 or more points.

The state of Iowa is just the second state ever to have three teams beat the top-ranked team in the country. UNI toppled UNC on Nov. 21 and Iowa State downed Oklahoma on Jan. 18). Four teams from North Carolina beat No. 1 teams in 1997-98.

Iowa is one of 12 states with at least three teams in the 2016 NCAA Tournament.

### **BLOCK PARTY**

Iowa's length has affected a number of opponent shot attempts this season. The Hawkeyes have blocked 153 shots this season (4.8), which ranks fourth in the conference and 34th nationally. Iowa had its streak of 94 straight games with at least one blocked shot snapped at Ohio State (Feb. 28).

Uthoff has put together back-to-back 50+ block seasons, totaling 56 last season and 84 this year. He is the first Hawkeye since Erik Hansen in 2005 and 2006 to register more than 50 rejections in consecutive seasons. Additionally, Uthoff (84 in 32 games) joins Acie Earl and Erik Hansen as the only Hawkeyes to record 80 or more rejections in a season.

Uthoff is the third Hawkeye since 1983 (blocked shots became a statistic in 1983) to lead the league in rejections.

### **UTHOFF FILLS IT UP DURING FIRST HALF AT IOWA STATE**

Senior Jarrod Uthoff scored 30 first-half points at No. 2/4 Iowa State (Dec. 10), while also grabbing six rebounds, blocking two shots and collecting a steal. Uthoff made 11-of-13 shot attempts, including 5-of-6 from 3-point territory, while also going 3-of-4 from the charity stripe the first 20 minutes of action. He finished the contest with 32 points.

## **UTHOFF PRODUCING ON THE WING**

Jarrod Uthoff has amassed 1,282 points. The senior had his 19-game double-digit scoring streak snapped on Jan. 28, scoring nine points at nationally-ranked Maryland. Uthoff has scored 20 or more 16 times this year. Uthoff's 11 20-point games prior to the month of February are the most by a Hawkeye since Adam Haluska in 2006-07 (12).

Uthoff ranks second in the Big Ten in scoring (19.0) and first in blocks (2.6), and is second on the team in 3-pointers (64) and rebounding (6.3). His 2.6 blocks per game ranks 11th in the nation.

Uthoff is the second Big Ten player since 1996-97 to have 150+ blocks and 130+ 3-pointers made (Minnesota's Michael Bauer, 1999-2004). He is also the second player nationally the last 20 years to average two blocks and two 3-pointers per game (Duke's Shane Battier in 1999-00 and 2000-01).

Uthoff is one of three players in the country to register 20+ points and 5+ blocks in a game three times this season (Stony Brook's Jameel Warney and Pascal Siakam of New Mexico State). Uthoff led Iowa with 23 points in the win over Temple, while also collecting five rebounds, two steals and a blocked shot.

### **Jarrod Uthoff 2015-16 Recognition**

Division I CoSIDA Men's Basketball Academic All-American of the Year  
Karl Malone Power Forward of the Year Finalist (Top Five)  
CoSIDA First Team Academic All-America  
CoSIDA First Team Academic All-District  
Second Team All-America (*Sporting News*)  
Second Team All-America (USBWA)  
Third Team All-America (*USA Today*)  
Third Team All-America (Scout.com)  
Third Team All-America (College Sports Madness)  
Honorable Mention All-America (Sports Illustrated)  
Unanimous First Team All-Big Ten (Big Ten Conference and Associated Press)  
Big Ten All-Defensive Team (five player team voted by league coaches)  
All-District VI Team (USBWA)  
First Team All-Big Ten (CBS Sports)  
First Team All-Big Ten and Big Ten Defensive Player of the Year (HoopsHD.com)  
John R. Wooden Award National Ballot Top 15  
Oscar Robertson Trophy Top 11

### **BAER BECOMES RELIABLE RESERVE**

After forward Dale Jones suffered a season-ending knee injury on Dec. 1, Nicholas Baer has seen his minutes increase. The redshirt freshman walk-on has taken advantage of the opportunity.

Baer sparked a late surge in Iowa's last outing against Illinois at the Big Ten Tournament. Baer scored eight points in the final four minutes of the game.

Baer was named Big Ten Freshman of the Week (Dec. 21) after his performance against Drake (Dec. 19). He scored 13 points, making five of his 10 field goal attempts, including going 3-of-5 from 3-point range. The native of Bettendorf, Iowa, also grabbed seven rebounds and blocked a personal-best six shots in Iowa's 70-64 victory over Drake at the Hy-Vee Big Four Classic in Des Moines. He is one of only four freshmen in the nation this season to post 13+ points, 7+ rebounds, and 6+ blocked in a single game.

Baer's six blocks, four of which came in the first half against the Bulldogs, broke the Wells Fargo Arena record in a college basketball game. The six rejections in a game were also the most by an Iowa freshman since Melsahn Basabe denied six shots against Ohio State in 2011. Baer's six blocks helped Iowa establish a school record for total blocks in a game with 14, besting the previous mark of 13 set against Illinois on March 5, 2013.

Baer is averaging 14 minutes off the bench, averaging 4.5 points, shooting at a 40 percent clip from 3-point range (25-of-62) and 2.5 rebounds. Baer's 19 blocked shots on the season rank second best on the team. He has scored in double figures and grabbed five or more rebounds four times this season.

### **EXPERIENCED BACKCOURT**

Iowa has two senior point guards (Mike Gesell and Anthony Clemmons) and a junior shooting guard (Peter Jok) on this year's roster.

Gesell and Clemmons rank 14th and 90th nationally, respectively, in assist-to-turnover ratio. Clemmons is third on the team in scoring (8.9), while Gesell is fourth (8.2).

Clemmons was named the team's Most Improved Player last spring after leading the team in 3-point accuracy (.373) and posting single-season bests in rebounding, steals, scoring, and free throw percentage in 2014-15.

Gesell is a four-year starter, who has 1,067 points, 551 assists, and 160 steals. The Hawkeye senior is 10 assists from tying Dean Oliver for third in Iowa career assists.

In the first round win over Temple, Gesell and Clemmons combined for 10 points, 11 assists, and three steals, with just two turnovers in a combined 68 minutes.

### **STEADY IMPROVEMENT..**

Since Fran McCaffery was named head coach at Iowa in 2010, he has guided the Hawkeyes to improvement each season.

Year	Record	Big Ten Finish	Postseason
2011	11-20	4-14 (10th)	N/A
2012	18-17	8-10 (T-7th)	NIT Second Round
2013	25-13	9-9 (6th)	NIT runners-up
2014	20-13	9-9 (6th)	NCAA First Round
2015	22-12	12-6 (T-3rd)	NCAA Third Round
2016	22-10	12-6 (T-3rd)	TBD

### **DISTRIBUTOR AND PROTECTOR**

Point guard Mike Gesell has done an outstanding job directing the Hawkeye offense his entire Hawkeye career. Gesell owns two of Iowa's top four assist-to-turnover ratio's since the 1996-97 season. His 3.05 ratio in 2013-14 ranks first, while his 2.21 ratio in 2014-15 ranks fourth. Dean Oliver's 2.75 ratio in 2000-01 is second, followed by Ryan Luehrsmann's 2.21 in 1997-98 ranking third.

The native of South Sioux City, Nebraska, ranks 17th in the country in assists (6.21) and 14th in assist-to-turnover ratio (3.3). Gesell collected a career-best 12 assists in Iowa's win over Coppin State and also against Minnesota. He has been credited with nine or more assists 10 times this season and 10 or more five times. Gesell is believed to be the first Hawkeye ever to post five 10+ assist games in a season (B.J. Armstrong had four 10+ assist games in 1988-89). He is on pace to surpass Dean Oliver, who ranks third in career assists.

He poured in a game and career-best 25 points in lifting Iowa to an 83-70 win over No. 1 Michigan State and posted his first career double-double in Iowa's win over Nebraska (22 points and 10 assists).

### **INCREASED WORK LOAD**

The prior couple seasons, Adam Woodbury split time at the center position with Gabriel Olaseni. With Olaseni having graduated, Woodbury's minutes have increased. The 7-foot-1 center averaged 21 minutes per game a year ago alongside Olaseni. In his career when playing 28 minutes or more, Woodbury averages 9.7 points and 8.5 rebounds per game. The senior has played over 28 minutes 14 times this season.

Woodbury has totaled seven double-doubles this season, which ties three other players for eighth in the league. Woodbury is the first Hawkeye to record a double-double in three straight games (Rutgers, Purdue, and Maryland) since Greg Brunner in 2005-06. He has led the team in rebounding 14 of the last 16 games, includ-

## ***Iowa NCAA Tournament Records***

### **Individual**

<b>Points</b>	36, Bill Logan vs. Temple, 3/22/56
<b>FG</b>	15, Chad Calabria vs. Notre Dame, 3/14/70
<b>FGA</b>	31, John Johnson vs. Notre Dame, 3/14/70
<b>3pt. FG</b>	6, Dean Oliver vs. Kentucky, 3/17/01
	6, B.J. Armstrong vs. Rutgers, 3/17/89
<b>3pt. FGA</b>	9, Adam Haluska vs. Northwestern St., 3/17/06
	9, Dean Oliver vs. Kentucky, 3/17/01
	9, Kent McCausland vs. Arkansas, 3/13/99
	9, B.J. Armstrong vs. Rutgers, 3/17/89
<b>FT</b>	16, B.J. Armstrong, vs. Florida State, 3/18/88
<b>FTA</b>	20, B.J. Armstrong vs. Florida State, 3/18/88
<b>Rebounds</b>	18, Bill Schoof vs. Temple, 3/22/56
<b>Assists</b>	10, Andre Woolridge vs. Virginia, 3/13/97
	10, B.J. Armstrong vs. Oklahoma, 3/20/87
<b>Blocks</b>	8, Acie Earl vs. Duke, 3/21/92
<b>Steals</b>	5, Chris Street vs. East Tennessee St., 3/14/91
	5, Steve Carfino vs. Utah State, 3/17/83

### **Team**

<b>Points</b>	121 vs. Notre Dame, 3/14/70
<b>Pts/Half</b>	75 vs. Notre Dame, 3/14/70
<b>FG</b>	52 vs. Notre Dame, 3/14/70
<b>FGA</b>	100 vs. Morehead State, 3/16/56
<b>FG%</b>	63.5% vs. Rutgers (33 of 52), 3/17/89
<b>3pt. FG</b>	12 vs. Alabama-Birmingham, 3/11/99
<b>3pt. FGA</b>	23 vs. Alabama-Birmingham, 3/11/99
<b>3pt. FG%</b>	70% vs. East Tennessee St. (7-of-10), 3/14/91
<b>FT</b>	35 vs. Morehead State, 3/16/56
<b>FTA</b>	52 vs. Morehead State, 3/16/56
<b>FT%</b>	95.2% vs. N.C. State (20-of-21), 3/19/89
<b>Rebounds</b>	60 vs. Morehead State, 3/16/56
<b>Assists</b>	25 vs. Virginia Commonwealth, 3/6/80
<b>Blocks</b>	10 vs. Duke, 3/21/92
<b>Steals</b>	13 vs. Santa Clara, 3/13/87

ing snagging a career-best 18 boards versus Wisconsin (Feb. 24). The 18 rebounds are the most by any player in a Big Ten game this season. Furthermore, 10 of the 18 boards were on the offensive glass -- the most by a Hawkeye since Gabriel Olaseni had 11 at Purdue last season.

Woodbury (10.0 rpg) became the first Hawkeye since Reggie Evans (10.7 rpg) in 2001-02 to average 10+ rebounds during conference play.

Woodbury grabbed 13 defensive rebounds against Penn State on Feb. 3 -- the most by a Hawkeye since Kurt Looby (Nov. 13, 2006 versus The Citadel).

### **FRESH START**

Peter Jok started 2015 with a new number, changing from No. 3 last year to No. 14 this season.

Jok ranks second on the team in scoring (16.2 ppg) and first in free throw accuracy (.850, 91-of-107). Jok made 28 straight free throws before missing in the win over Temple (3-of-5 overall). He has scored 20 or more points 10 times this season, including a career-best 29 points at Rutgers (Jan. 21) and vs. Illinois (March 10). The 29-point outbursts tie for seventh most by a Hawkeye during the Fran McCaffery era.

Iowa is 11-3 when Jok makes at least three triples in a game

this season, and he made 3-of-10 treys in the win over Temple. Jok led Iowa with seven rebounds against the Owls, marking the second time this season he has led the team in rebounds (nine at Purdue).

After averaging seven points per game a season ago, Jok has surged 9.2 points this year averaging 16.2 points per contest. The +9.2 improvement is tops among Big Ten players.

The Hawkeye junior averaged 21 points in two games against Michigan State early in conference play. His 23 points at Michigan State (Jan. 14) and 16 against Michigan (Jan. 17) earned Jok Big Ten Player of the Week accolades.

Jok is one of four Hawkeyes since 2005-06 to average 2+ 3-pointers and one steal per game in a season (Jeff Horner in 2006; Adam Haluska in 2007; Matt Gatens in 2012).

### **IN MEMORY...**

Iowa's all-time leading scorer, Roy Marble, passed away on Sept. 11, 2015, at the age of 48. Marble led the Hawkeyes to four straight NCAA Tournament appearances, including advancing to the Elite Eight in 1987 and Sweet 16 in 1988, and led the team in scoring three consecutive seasons.

In memory of Marble, RM23 is stitched on the upper right corner of Iowa's jerseys this season.

### **NOTING IOWA'S COMEBACK AGAINST PURDUE**

- Iowa trailed by 19 points at Purdue (Jan. 2) with 2:21 remaining in the first half. The Hawkeyes trailed by 17 points at halftime.
- The 19-point comeback is the third largest in school history and second biggest in a Big Ten contest. The Hawkeyes rallied from 23 points against Gardner-Webb in 2012 and 22 points at Illinois in 1987. Iowa won the Illinois game in overtime.
- Iowa became the fourth Division I team in the last 20 seasons to beat an AP Top 15 team after trailing by 17+ points at halftime, and only the second team to accomplish the feat on the road.

### **WELCOME NEWCOMERS**

Despite having four returning starters, plus another who has starting experience, Iowa welcomes 10 newcomers to its 2015-16 roster. The 10 newcomers includes two players who received red-shirts last season (Nicholas Baer and Brady Ellingson). Iowa's 10 newcomers ties for third most among Division I schools: Portland State and Tennessee State have 11, followed by Iowa, UTEP, and Nebraska with 10.

The Hawkeyes add five freshmen (Isaiah Moss, Andrew Fleming, Brandon Hutton, Ahmad Wagner, and Christian Williams), and three junior college transfers (Dale Jones, and Michael and Steven Soukup). Jones is out of action the remainder of this season due to suffering a knee injury at practice on Dec. 1.

### **2 HAWKEYES SELECTED IN LAST 2 NBA DRAFTS**

Roy Devyn Marble and Aaron White were selected in the second round of the NBA Draft each of the past two seasons -- Marble in 2014 by Orlando and White in 2015 by Washington.

The Hawkeyes are one of four Big Ten schools to have multiple players drafted by NBA teams the last two years:

Michigan - 3

Michigan State - 3

**IOWA - 2**

Wisconsin - 2

### **IOWA VS. RANKED TEAMS**

Iowa is ranked 24th in this week's Coaches Poll and 25th by the Associated Press. The Hawkeyes have been ranked by both major polls for the last 11 weeks, since Jan. 4.

The Hawkeyes have played 10 contests against ranked opponents, posting a 5-5 record.

Iowa became just the fifth team ever, and first team since Duke and Kentucky in 1965, to beat the same top-5 opponent by 10 in the same season.

Below are Iowa's results versus nationally-ranked opponents this season:

<b>At Home:</b>	83-71 over 22nd-ranked Purdue, 1/24/16 83-70 over 1st-ranked Michigan State, 12/29/15 81-78 loss to 11th-ranked Indiana, 3/1/16
<b>On the Road:</b>	83-82 loss to 2nd-ranked Iowa State, 12/10/15 76-59 over 4th-ranked Michigan State, 1/14/16 70-63 over 14th-ranked Purdue, 1/2/16 74-68 loss to 7th-ranked Maryland, 1/28/16 85-78 loss at 22nd-ranked Indiana, 2/11/16
<b>Neutral Court:</b>	68-62 loss to 17th-ranked Notre Dame, 11/27/15 84-61 over 20th-ranked Wichita State, 11/29/15

### **CLOSING OUT THE NONCONFERENCE SCHEDULE**

Iowa finished its nonconference schedule with a record of 9-3. Fran McCaffery's last four Hawkeye teams, including this season, won at least nine nonleague games: 2016 (9); 2015 (9); 2014 (11); 2013 (11). Iowa's 2012 team won eight nonconference contests.

### **HAWKEYE FANS FLOCKED TO CHA**

Iowa sold out 23 home games the last three seasons. The Hawkeyes ranked 20th in national attendance in 2015, averaging 14,101 fans. It is the second straight season and 21st time that Iowa has cracked the top 20 in the national attendance rankings.

Iowa averaged 13,835 fans in 2015-16, which includes seven sellout crowds (Michigan State; Michigan; Purdue; Northwestern; Minnesota; Wisconsin; Indiana). Iowa's seven sellout crowds are the most since recording 11 sellouts in 2013-14.

### **UTHOFF NAMED TO ADVOCARE INVITE ALL-TOURNAMENT TEAM**

Iowa's Jarrod Uthoff was one of five players named to the 2015 Advocare Invitational All-Tournament Team. Uthoff joined Xavier's Trevon Bluiett and Jalen Reynolds, Scoochie Smith of Dayton, and Justin Robinson of Monmouth (MVP).

Uthoff averaged 20 points in three games (Dayton, Notre Dame, and Wichita State), reaching double figures in the first half in all three games. The Hawkeye senior also averaged 5.7 rebounds and 2.7 blocks, and shot at a 50 percent clip (23-of-46).

### **UTHOFF NAMED BIG TEN CO-PLAYER OF THE WEEK -- DEC. 14**

Iowa's Jarrod Uthoff was named Big Ten Co-Player of the Week along with Maryland's Melo Trimble on Dec. 14.

Uthoff shot 61 percent from the field (22-of-36), including a blistering 69 percent from 3-point range (9-of-13), and 86 percent from the free throw line (6-of-7) in two games, averaging nearly a double-double (29.5 points and nine rebounds).

The native of Cedar Rapids, Iowa, scored a career-high 27 points in a 90-56 win over Western Illinois, and then bested that performance with a personal-best 32 points at No. 2/4 Iowa State.

The Hawkeye senior scored 24 of his 27 points in the first half against the Leathernecks and 30 of his 32 in the first 20 minutes against the Cyclones. Uthoff's 32 points are the most by a Hawkeye since Matt Gatens had 33 against Wisconsin in 2012.



# IOWA HAWKEYE BASKETBALL

## UPDATED IOWA PLAYER BIO

### Nicholas Baer



# 51

RS-Fr., 6-7, 200, Forward  
Bettendorf, Iowa  
Bettendorf HS

- Non-scholarship athlete
- Scored in double figures four times; led or shared team lead in blocked shots five times
- Ranks second on the team in blocked shots (19)
- Surpassed 100 career points after scoring seven points against Northwestern (Jan. 31)
- One of four freshmen nationally to score 13+ points, grab 7+ rebounds, and block 6+ shots in a single game this season (versus Drake)
- Connected on 25 triples (25-of-62, .403) and is averaging 14.1 minutes per game off the bench
- Grabbed 5+ rebounds in seven games
- Made both 3-point field goal attempts, and had a rebound, assist, and one steal in season opening win over Gardner-Webb
- Grabbed two rebounds and was credited with a block in win at Marquette
- Averaged 3.7 rebounds and 3.3 points in three games off the bench at the Advocate Invitational
- Blocked two shots vs. #17 Notre Dame
- Tallied eight points on 3-of-4 shooting from the field, including 2-of-3 from 3-point range, in win over #20 Wichita State
- Posted personal bests in scoring (14) and 3-pointers (4), while also grabbing five rebounds in victory over UMKC
- Named Big Ten Freshman of the Week (Dec. 21) after scoring 13 points (5-10 FG, 3-5 3-pt FG), grabbing a personal-best seven rebounds, and blocking a Wells Fargo Arena record six shots in win over Drake
- His six blocks against Drake are the most by a Hawkeye freshman since Melsahn Basabe denied six against Ohio State in 2011
- Netted a personal-best 19 points on 8-of-10 shooting from the field, including 3-of-4 from 3-point range, while also pulling down five rebounds and collecting two steals in win over Tennessee Tech
- Netted 11 points on 4-of-7 shooting from the field, including 1-of-3 from beyond the arc, while also blocking two shots in win over #1 Michigan State
- Shot 1.000 from the field (3-3 FG, 1-1 3-pt FG), while grabbing four rebounds and rejecting two shots in road win over #14 Purdue

### 2015-16 Game-by-Game

Opponent	Date	gs	min	Total		3-Pointers		Free throws		Rebounds				pf	a	t/o	blk	stl	pts	avg
				fg	pct	3fg	pct	ft	pct	off	def	tot	avg							
GARDNER-WEBB	11/13/15	13	2-5	.400	2-2	1.000	0-0	.000	0	1	1	1.0	0	1	0	0	1	6	6.0	
COPPIN STATE	11/15/15	14	0-2	.000	0-2	.000	0-0	.000	0	2	2	1.5	1	1	1	1	0	0	3.0	
at Marquette	11/19/15	7	0-0	.000	0-0	.000	0-0	.000	1	1	2	1.7	2	0	0	1	0	0	2.0	
vs DAYTON	11/26/15	16	1-3	.333	0-0	.000	0-0	.000	4	2	6	2.8	2	1	1	0	0	2	2.0	
vs NOTRE DAME	11/27/15	8	0-1	.000	0-1	.000	0-0	.000	2	1	3	2.8	2	0	0	2	0	0	1.6	
vs WICHITA STATE	11/29/15	24	3-4	.750	2-3	.667	0-0	.000	1	1	2	2.7	2	0	1	0	1	8	2.7	
FLORIDA STATE	12/02/15	9	0-1	.000	0-1	.000	0-0	.000	0	1	1	2.4	2	0	0	0	2	0	2.3	
UMKC	11/05/15	15	5-8	.625	4-5	.800	0-0	.000	2	3	5	2.8	0	0	0	0	1	14	3.8	
WESTERN ILLINOIS	12/07/15	13	1-3	.333	0-2	.000	0-0	.000	0	5	5	3.0	0	1	1	0	0	2	3.6	
at Iowa State	12/10/15	7	1-4	.250	0-3	.000	0-0	.000	1	1	2	2.9	0	0	0	0	2	3.4		
vs Drake	12/19/15	30	5-10	.500	3-5	.600	0-0	.000	3	4	7	3.3	3	2	0	6	1	13	4.3	
TENNESSEE TECH	12/22/15	23	8-10	.800	3-4	.750	0-0	.000	0	5	5	3.4	2	0	0	1	2	19	5.5	
MICHIGAN STATE	12/29/15	21	4-7	.571	1-3	.333	2-2	1.000	2	3	5	3.5	2	1	0	2	1	11	5.9	
at Purdue	01/02/16	16	3-3	1.000	1-1	1.000	0-0	.000	2	2	4	3.6	0	0	2	2	0	7	6.0	
NEBRASKA	01/05/16	16	0-0	.000	0-0	.000	2-4	.500	1	2	3	3.5	2	1	1	1	1	2	5.7	
at Michigan State	01/14/16	17	1-3	.333	0-1	.000	1-2	.500	0	2	2	3.4	2	2	1	0	1	3	5.6	
MICHIGAN	01/17/16	20	2-5	.400	1-4	.250	2-2	1.000	0	1	1	3.3	1	1	0	0	1	7	5.6	
at RUTGERS	01/21/16	13	0-3	.000	0-3	.000	0-0	.000	2	0	2	3.2	1	1	0	0	1	0	5.3	
PURDUE	01/24/16	11	1-1	1.000	1-1	1.000	0-0	.000	1	0	1	3.1	2	0	1	1	1	3	5.2	
at Maryland	01/28/16	7	0-3	.000	0-3	.000	0-0	.000	0	0	0	3.0	2	0	0	1	0	0	5.0	
NORTHWESTERN	01/31/16	17	3-6	.500	1-1	1.000	0-0	.000	0	1	1	2.9	1	0	0	0	1	7	5.0	
PENN STATE	02/03/16	19	3-4	.750	2-3	.667	0-1	.000	0	1	1	2.8	0	1	2	0	1	8	5.2	
at Illinois	02/07/16	7	1-2	.500	1-2	.500	0-0	.000	0	1	1	2.7	1	0	0	0	0	3	5.1	
at Indiana	02/11/16	13	0-1	.000	0-1	.000	0-0	.000	1	0	1	2.6	3	0	0	0	1	0	4.9	
MINNESOTA	02/14/16	9	0-0	.000	0-0	.000	0-0	.000	3	0	3	2.6	3	1	0	0	0	0	4.7	
at Penn State	02/17/16	12	2-3	.667	1-2	.500	1-2	.500	2	1	3	2.7	1	1	1	0	1	6	4.7	
WISCONSIN	02/24/16	16	1-2	.500	0-1	.000	0-0	.000	0	1	1	2.6	1	0	0	1	0	2	4.6	
at Ohio State	02/28/16	13	1-2	.500	0-1	.000	0-0	.000	0	1	1	2.6	2	0	0	0	0	2	4.5	
INDIANA	03/01/16	13	2-3	.667	2-3	.667	0-0	.000	0	0	0	2.5	0	1	0	0	0	6	4.6	
at Michigan	03/05/16	7	0-2	.000	0-2	.000	0-0	.000	0	2	2	2.5	3	0	1	0	1	0	4.4	
vs Illinois	03/10/16	17	3-7	.429	0-1	.000	2-2	1.000	4	1	5	2.5	1	0	3	0	2	8	4.5	
vs Temple	03/18/16	9	1-2	.500	0-1	.000	0-0	.000	1	1	2	2.5	2	1	0	0	0	2	4.5	
Totals		0	452	54-110	.491	25-62	.403	10-15	.667	34	47	81	2.5	46	17	16	19	21	143	4.5

Games played: 32  
Minutes/game: 14.1  
Points/game: 4.5  
FG Pct: 49.1  
3FG Pct: 40.3  
FT Pct: 66.7

Rebounds/game: 2.5  
Assists/game: 0.5  
Turnovers/game: 0.5  
Assist/turnover ratio: 1.1  
Steals/game: 0.7  
Blocks/game: 0.6

- In 16 minutes off the bench, collected three rebounds in addition to recording one blocked shot and one steal in victory over Nebraska
- Tallied three points, connecting on only shot attempt in home win over #22 Purdue; also collected one rebound, a block, and a steal
- Scored seven points on 3-of-6 shooting from the field, including one 3-pointer against Northwestern; recorded one board and a steal
- Netted eight points and posted one rebound, an assist, and a steal in home win over Penn State
- Scored six points and grabbed three boards in loss at Penn State
- Tallied two points, while grabbing two rebounds and blocking one shot against Wisconsin
- Went 2-of-3 from behind the arc, scoring six points in home loss to #11 Indiana
- Grabbed two rebounds and recorded a steal in win at Michigan
- Grabbed five rebounds (four offensive), collected two steals, and scored all eight of his points in the final four minutes against Illinois at the Big Ten Tournament

- Went 1-of-2 from the field and grabbed two boards against Temple

#### Personal Bests

**Points:** 19 vs. Tennessee Tech, 12/22/15  
**Rebounds:** 7 vs. Drake, 12/19/15  
**FGM:** 8 vs. Tennessee Tech, 12/22/15  
**FGA:** 10, 2x, last vs. Tennessee Tech, 12/12/15  
**3-pt FG:** 4 vs. UMKC, 12/5/15  
**3-pt FGA:** 5, 2x, last vs. Drake, 12/19/15  
**FTM:** 2 vs. Michigan State, 12/29/15  
**FTA:** 4 vs. Nebraska, 1/5/16  
**Assists:** 2, 2x, last vs. Michigan State, 1/14/16  
**Steals:** 2, 3x, last vs. Illinois, 3/10/16  
**Blocks:** 6 vs. Drake 12/19/15  
**Minutes:** 30 vs. Drake, 12/19/15

#### CAREER STATISTICS

YEAR	G/GS	FG-A	PCT	3-PT	PCT	FT-A	PCT	RB	AVG	PF-FO	AS	TO	BK	ST	PTS	AVG
Fresh.	32/0	54-110	.491	25-62	.403	10-15	.667	81	2.5	46-0	17	16	19	21	143	4.5
TOTALS	32/0	54-110	.491	25-62	.403	10-15	.667	81	2.5	46-0	17	16	19	21	143	4.5



# IOWA HAWKEYE BASKETBALL

## UPDATED IOWA PLAYER BIO

### Anthony Clemmons



# 5

Sr., 6-2, 200, Guard  
Lansing, Mich.  
Sexton HS

- Averaging six points and 4.7 assists in last three games
- Made at least one 3-pointer in 19 games this season
- Scored in double figures 17 times this season after reaching double figures a combined six times the last two years
- Credited with six or more assists eight times; ranks 10th in the Big Ten in assists per game (3.7)
- Defensively, held Bryn Forbes of Michigan State to five total points in two games; Illinois' Kendrick Nunn to six points; Maryland's Melo Trimble to 11 points; Purdue's Raphael Davis to 10 total points in two games
- Ranks 77th nationally in assist/turnover ratio (2.4)
- Tied a career high with six free throws made in season opening win over Gardner-Webb
- Posted a season high in assists (7), while scoring 11 and tallying three steals in win at Marquette
- Reached double figures in second consecutive contest, scoring 11, to go along with a team-high six assists against Dayton
- Collected 10 points, four rebounds, and a team-best four assists in overtime win over Florida State
- Tallied 13 points, missing only two shot attempts, while also recording six assists in victory over UMKC
- Registered nine points, six assists and had a team-best three steals in win over Western Illinois
- Netted 10 points in victory over Drake
- Scored 11 points, snagged five rebounds, and had two assists in win over Tennessee Tech
- Led the team with five assists in upset victory over #1 Michigan State
- Had eight points, while also recording a game and career-high four steals in road victory over #14 Purdue
- Had 13 points and dished out two assists in road win over #4 Michigan State
- Recorded six assists and scored five points in win against Michigan
- Dished out five assists and tallied a career-high 20 points in road win over Rutgers
- Tied a career high with six free throws made and set a personal best with 10 free throws attempted in home win over #22 Purdue; tallied 10 points and led the team with a game-high six assists
- Registered 11 points and a team-best four assists at #7 Maryland

### 2015-16 Game-by-Game

Opponent	Date	gs	min	Total		3-Pointers		Free throws		Rebounds				pf	a	t/o	blk	stl	pts	avg	
				fg-fga	pct	3fg-fga	pct	ft-fga	pct	off	def	tot	avg								
GARDNER-WEBB	11/13/15	*	33	1-7	.143	0-3	.000	6-8	.750	0	2	2	2.0	2	2	3	0	0	8	8.0	
COPPIN STATE	11/15/15	*	13	3-7	.429	0-2	.000	1-2	.500	1	1	2	2.0	0	5	0	1	0	7	7.5	
at Marquette	11/19/15	*	28	5-10	.500	1-3	.333	0-0	.000	1	1	2	2.0	1	7	3	0	3	11	8.7	
vs DAYTON	11/26/15	*	34	5-9	.556	1-2	.500	0-0	.000	0	3	3	2.3	3	6	2	0	2	11	9.3	
vs NOTRE DAME	11/27/15	*	28	1-3	.333	1-2	.500	0-0	.000	1	2	3	2.4	4	1	2	0	1	3	8.0	
vs WICHITA STATE	11/29/15	*	21	2-6	.333	1-1	1.000	0-0	.000	0	1	1	2.2	1	3	1	0	1	5	7.5	
FLORIDA STATE	12/02/15	*	36	4-9	.444	0-2	.000	2-5	.400	1	3	4	2.4	1	4	3	0	1	10	7.9	
UMKC	11/05/15	*	26	5-7	.714	1-1	1.000	2-2	1.000	1	1	2	2.4	2	6	0	0	0	13	8.5	
WESTERN ILLINOIS	12/07/15	*	29	3-7	.429	1-2	.500	2-2	1.000	0	2	2	2.3	2	6	1	1	3	9	8.6	
at Iowa State	12/10/15	*	36	3-6	.500	1-4	.250	0-0	.000	0	4	4	2.5	0	4	2	1	1	7	8.4	
vs Drake	12/19/15	*	27	4-9	.444	1-5	.200	1-2	.500	0	2	2	2.5	0	1	0	1	0	10	8.5	
TENNESSEE TECH	12/22/15	*	26	4-9	.444	1-3	.333	2-2	1.000	1	4	5	2.7	0	2	2	0	0	11	8.8	
MICHIGAN STATE	12/29/15	*	28	1-3	.333	0-1	.000	0-3	.000	0	1	1	2.5	3	5	1	0	1	2	8.2	
at Purdue	01/02/16	*	30	3-9	.333	2-4	.500	0-0	.000	0	1	1	2.4	3	3	1	0	4	8	8.2	
NEBRASKA	01/05/16	*	17	0-3	.000	0-2	.000	0-0	.000	0	1	1	2.3	1	0	0	0	0	0	7.7	
at Michigan State	01/14/16	*	31	4-8	.500	2-4	.500	3-5	.600	0	3	3	2.4	2	2	3	0	0	13	8.0	
MICHIGAN	01/17/16	*	30	2-6	.333	1-4	.250	0-0	.000	0	1	1	2.3	2	6	2	1	1	5	7.8	
at RUTGERS	01/21/16	*	34	8-12	.667	2-6	.333	2-3	.667	0	3	3	2.3	2	5	0	0	1	20	8.5	
PURDUE	01/24/16	*	31	2-3	.667	0-1	.000	6-10	.600	0	3	3	2.4	1	6	1	0	2	10	8.6	
at Maryland	01/28/16	*	30	4-7	.571	2-4	.500	1-2	.500	1	3	4	2.5	3	4	0	1	0	11	8.7	
NORTHWESTERN	01/31/16	*	27	3-7	.429	0-1	.000	3-3	1.000	0	2	2	2.4	1	0	3	0	2	9	8.7	
PENN STATE	02/03/16	*	24	4-8	.500	0-3	.000	4-4	1.000	1	5	6	2.6	2	4	1	0	1	12	8.9	
at Illinois	02/07/16	*	37	4-10	.400	2-3	.667	0-2	.000	1	5	6	2.7	3	2	3	0	4	10	8.9	
at Indiana	02/11/16	*	34	5-13	.385	2-6	.333	0-0	.000	1	2	3	2.8	3	5	1	0	1	12	9.0	
MINNESOTA	02/14/16	*	37	5-8	.625	0-1	.000	2-3	.667	0	2	2	2.7	4	2	2	0	0	12	9.2	
at Penn State	02/17/16	*	33	2-5	.400	0-1	.000	2-4	.500	0	2	2	2.7	4	4	1	0	0	6	9.0	
WISCONSIN	02/24/16	*	34	4-10	.400	0-1	.000	5-8	.625	2	0	2	2.7	4	2	3	0	0	13	9.2	
at Ohio State	02/28/16	*	33	3-5	.600	0-0	.000	0-2	.000	0	1	1	2.6	3	2	2	0	1	6	9.1	
INDIANA	03/01/16	*	31	5-15	.333	2-5	.400	2-4	.500	0	2	2	2.6	4	4	1	0	0	14	9.2	
at Michigan	03/05/16	*	35	4-7	.571	2-3	.667	2-4	.500	0	3	3	2.6	3	2	1	0	0	12	9.3	
vs Illinois	03/10/16	*	28	0-8	.000	0-4	.000	0-0	.000	0	2	2	2.6	1	6	4	0	0	0	9.0	
vs Temple	03/18/16	*	36	2-6	.333	1-2	.500	1-2	.500	1	4	5	2.7	2	6	0	0	2	6	8.9	
Totals			32	957	105-242	.434	27-86	.314	49-82	.598	13	72	85	2.7	67	117	49	6	32	286	8.9

Games played: 32  
Minutes/game: 29.9  
Points/game: 8.9  
FG Pct: 43.4  
3FG Pct: 31.4  
FT Pct: 59.8

Rebounds/game: 2.7  
Assists/game: 3.7  
Turnovers/game: 1.5  
Assist/turnover ratio: 2.4  
Steals/game: 1.0  
Blocks/game: 0.2

- Went 3-of-3 from the charity stripe on his way to nine points in win over Northwestern; recorded two steals
- Grabbed a career-high six rebounds and led team with four assists on way to scoring 12 points in home win over Penn State
- Logged a career-high 37 minutes at Illinois, equaling career bests in rebounds (6) and steals (4), while scoring 10 points
- Attempted 13 field goals, including six 3-point field goals, both season bests, at #22 Indiana (12 points, 5 assists)
- Scored 12 points and posted two assists in win over Minnesota
- Tallied six points and led team with four assists in loss at Penn State
- Scored 13 points and dished out two assists against Wisconsin
- Netted six points and dished out two assists in loss at Ohio State
- Recorded 14 points and four assists in home loss to #11 Indiana

- Dropped 12 points and dished out two assists in win at Michigan
- Recorded six assists in Big Ten Tournament loss to Illinois
- Tallied six points and dished out a game-high six assists against Temple

#### Personal Bests

**Points:** 20 vs. Rutgers, 1/21/16  
**Rebounds:** 6, 2x, last vs. Illinois, 2/7/16  
**FGM:** 8 vs. Rutgers, 1/21/16  
**FGA:** 15 vs. Indiana, 3/1/16  
**3-pt FG:** 3, 2x, last vs. Gonzaga, 3/22/15  
**3-pt FGA:** 6, 2x, last vs. Indiana, 2/11/16  
**FTM:** 6, 3x, last vs. Purdue, 1/24/16  
**FTA:** 10 vs. Purdue, 1/24/16  
**Assists:** 9 vs. Coppin State, 12/22/12  
**Steals:** 4, 2x, last vs. Illinois, 2/7/16  
**Blocks:** 2 vs. Nebraska-Omaha, 11/10/13  
**Minutes:** 37, 2x, last vs. Minnesota, 2/14/16

#### CAREER STATISTICS

YEAR	G/GS	FG-A	PCT	3-PT	PCT	FT-A	PCT	RB	AVG	PF-FO	AS	TO	BK	ST	PTS	AVG
Fresh.	38/13	55-146	.377	17-47	.362	38-52	.731	62	1.6	68-1	105	63	8	21	165	4.3
Soph.	32/0	24-47	.511	6-16	.375	24-39	.615	41	1.3	34-0	54	29	4	11	78	2.4
Junior	34/12	48-126	.381	22-59	.373	45-60	.750	66	1.9	53-0	64	38	1	24	163	4.8
Senior	32/32	105-242	.434	27-86	.314	49-82	.598	85	2.7	67-0	117	49	6	32	286	8.9
TOTALS	136/57	232-561	.413	72-208	.346	156-232	.672	254	1.9	222-1	340	179	19	88	692	5.1



# IOWA HAWKEYE BASKETBALL

## UPDATED IOWA PLAYER BIO

### Brady Ellingson



# 24

RS-Fr., 6-4, 190, Guard  
Sussex, Wis.  
Sussex HS

- Competed in seven games before sitting out the remainder of the last season due to injury; received a medical redshirt
- Tallied eight points in Iowa's win over Purdue (Jan. 21), his highest scoring output in a game since netting nine vs. Dayton on Nov. 26
- Made at least one 3-pointer in nine games this season, including 3 against Dayton -- a career-best
- Played double-digit minutes in 13 of 26 games off the bench this season
- Poured in a game and personal-high 20 points (7-8 FG, 1-2 3-pt FG, 5-6 FT) in 17 minutes of action in win over Coppin State
- Had three points, two rebounds, one assist, and one steal in victory at Marquette
- Tallied nine points on 3-of-5 shooting from 3-point territory against Dayton
- Finished with five points, making both field goal attempts, in win over #20 Wichita State
- Netted seven points in back-to-back victories over UMKC and Western Illinois
- Scored eight points on 3-of-5 shooting from the field while recording one rebound, an assist, and a steal in home win over #22 Purdue

### 2015-16 Game-by-Game

Opponent	Date	gs	min	Total		3-Pointers		Free throws		Rebounds				pf	a	t/o	blk	stl	pts	avg
				fg-fga	pct	3fg-fga	pct	ft-fa	pct	off	def	tot	avg							
GARDNER-WEBB	11/13/15	23	2-6	.333	0-4	.000	0-0	.000	0	1	1	1.0	3	0	1	0	1	4	4.0	
COPPIN STATE	11/15/15	17	7-8	.875	1-2	.500	5-6	.833	1	2	3	2.0	1	1	1	0	0	20	12.0	
at Marquette	11/19/15	14	1-2	.500	1-2	.500	0-0	.000	1	1	2	2.0	1	1	0	0	1	3	9.0	
vs DAYTON	11/26/15	12	3-5	.600	3-5	.600	0-0	.000	0	0	0	1.5	0	1	0	0	0	9	9.0	
vs NOTRE DAME	11/27/15	8	0-2	.000	0-2	.000	0-0	.000	0	2	2	1.6	1	0	0	0	0	0	7.2	
vs WICHITA STATE	11/29/15	11	2-2	1.000	1-1	1.000	0-0	.000	0	2	2	1.7	3	0	0	0	0	5	6.8	
FLORIDA STATE	12/02/15	7	0-2	.000	0-2	.000	0-0	.000	0	0	0	1.4	1	2	1	0	0	0	5.9	
UMKC	12/05/15	15	3-6	.500	1-4	.250	0-0	.000	0	0	0	1.3	2	1	1	0	0	7	6.0	
WESTERN ILLINOIS	12/07/15	17	2-4	.500	1-3	.333	2-3	.667	0	3	3	1.4	1	1	1	0	0	7	6.1	
at Iowa State	12/10/15	4	0-1	.000	0-1	.000	0-0	.000	0	0	0	1.3	0	2	0	0	0	0	5.5	
vs Drake	12/19/15	16	2-2	1.000	1-1	1.000	0-0	.000	0	1	1	1.3	2	0	0	0	1	5	5.5	
TENNESSEE TECH	12/22/15	11	1-4	.250	1-4	.250	0-0	.000	0	0	0	1.2	0	0	1	0	0	3	5.3	
MICHIGAN STATE	12/29/15	8	0-0	.000	0-0	.000	0-0	.000	0	1	1	1.2	0	0	1	0	0	0	4.8	
at Purdue	01/02/16	8	0-0	.000	0-0	.000	0-0	.000	0	0	0	1.1	1	0	1	0	0	0	4.5	
NEBRASKA	01/05/16	6	1-2	.500	0-1	.000	0-0	.000	0	0	0	1.0	1	0	0	0	0	2	4.3	
at Michigan State	01/14/16	10	0-1	.000	0-1	.000	0-0	.000	0	0	0	0.9	0	0	0	0	0	0	4.1	
MICHIGAN	01/17/16	2	0-0	.000	0-0	.000	0-0	.000	0	0	0	0.9	0	0	1	0	0	0	3.8	
at RUTGERS	01/21/16	2	0-0	.000	0-0	.000	0-0	.000	0	0	0	0.8	0	0	0	0	0	0	3.6	
PURDUE	01/24/16	11	3-5	.600	2-4	.500	0-0	.000	0	1	1	1.8	1	1	0	0	1	8	3.8	
at Maryland	01/28/16	7	0-1	.000	0-1	.000	0-0	.000	0	1	1	0.9	0	0	0	0	0	0	3.7	
NORTHWESTERN	01/31/16	15	1-3	.333	0-2	.000	0-1	.000	0	0	0	0.8	0	1	0	0	1	2	3.6	
PENN STATE	02/03/16	9	0-1	.000	0-1	.000	0-0	.000	0	1	1	0.8	3	1	0	0	0	0	3.4	
at Illinois	02/07/16	4	0-2	.000	0-2	.000	0-0	.000	0	0	0	0.8	0	0	0	0	0	0	3.3	
at Indiana	02/11/16	1	0-0	.000	0-0	.000	0-0	.000	0	0	0	0.8	0	0	1	0	0	0	3.1	
MINNESOTA	02/14/16	3	0-1	.000	0-1	.000	0-0	.000	0	0	0	0.7	0	0	0	0	0	0	3.0	
WISCONSIN	02/24/16	5	0-1	.000	0-0	.000	0-0	.000	0	0	0	0.7	0	0	1	0	0	0	2.9	
Totals		0	246	28-61	.459	12-44	.273	7-10	.700	2	16	18	0.7	21	12	11	0	5	75	2.9

Games played: 26  
Minutes/game: 9.5  
Points/game: 2.9  
FG Pct: 45.9  
3FG Pct: 27.3  
FT Pct: 70.0

Rebounds/game: 0.7  
Assists/game: 0.5  
Turnovers/game: 0.4  
Assist/turnover ratio: 1.1  
Steals/game: 0.2

#### Personal Bests

- Points:** 20 vs. Coppin State, 11/15/15
- Rebounds:** 3, 2x, last vs. Western Illinois, 12/7/15
- FGM:** 7 vs. Coppin State, 11/15/15
- FGA:** 8 vs. Coppin State, 11/15/15
- 3-pt FG:** 3 vs. Dayton, 11/26/15
- 3-pt FGA:** 5 vs. Dayton, 11/26/15
- FTM:** 5 vs. Coppin State, 11/15/15
- FTA:** 6 vs. Coppin State, 11/15/15
- Assists:** 2, 3x, last vs. Iowa State, 12/10/15
- Steals:** 1, 6x, last vs. Northwestern, 1/31/16
- Blocks:** - - -
- Minutes:** 23 vs. Gardner-Webb, 11/13/15

#### CAREER STATISTICS

YEAR	G/GS	FG-A	PCT	3-PT	PCT	FT-A	PCT	RB	AVG	PF-FO	AS	TO	BK	ST	PTS	AVG
Fresh.	7/0	4-8	.500	4-6	.667	1-2	.500	0	0.0	1-0	4	1	0	1	13	1.9
RS-Fresh.	26/0	28-61	.459	12-44	.273	7-10	.700	18	0.7	21-0	12	11	0	5	75	2.9
TOTALS	33/0	32-69	.464	16-50	.320	8-12	.667	18	0.5	22-0	16	12	0	6	88	2.7



# IOWA HAWKEYE BASKETBALL

## UPDATED IOWA PLAYER BIO

### Andrew Fleming



2

Fr., 6-5, 206, Guard  
Nashville, Tenn.  
Oak Hill Academy (Va.)

- Played in 10 contests
- Tallied five points, six rebounds, and three assists in win over Coppin State
- Registered two points, two rebounds, and three assists in victory at Marquette
- Made only 3-point field goal attempt in win over #20 Wichita State
- Netted six points, bolstered by 4-of-4 shooting from the foul line, in victory over UMKC
- Scored five points and had two assists in win over Western Illinois
- Appeared in first Big Ten game of career in home win over Northwestern; registered one block
- Tallied one assist in home win over Penn State

#### Personal Bests

**Points:** 6 vs. UMKC, 12/5/15  
**Rebounds:** 6 vs. Coppin State, 11/15/15  
**FGM:** 2, 2x, last vs. Western Illinois, 12/7/15  
**FGA:** 7 vs. Coppin State, 11/15/15  
**3-pt FG:** 1, 3x, last vs. Western Illinois, 12/7/15  
**3-pt FGA:** 5 vs. Coppin State, 11/15/15  
**FTM:** 4 vs. UMKC, 12/5/15  
**FTA:** 4, 2x, last vs. UMKC, 12/5/15  
**Assists:** 4 vs. Coppin State, 11/15/15  
**Steals:** - - -  
**Blocks:** 1 vs. Northwestern, 1/31/16  
**Minutes:** 22 vs. Coppin State, 11/15/15

### 2015-16 Game-by-Game

Opponent	Date	gs	min	Total		3-Pointers		Free throws		Rebounds			pf	a	t/o	blk	stl	pts	avg	
				fg-fga	pct	3fg-fga	pct	ft-fga	pct	off	def	tot								avg
GARDNER-WEBB	11/13/15	4	0-1	.000	0-0	.000	1-2	.500	0	1	1	1.0	1	0	1	0	0	1	1.0	
COPPIN STATE	11/15/15	22	2-7	.286	1-5	.200	0-4	.000	1	5	6	3.5	1	4	3	0	0	5	3.0	
at Marquette	11/19/15	8	1-2	.500	0-1	.000	0-0	.000	1	1	2	3.0	1	3	2	0	0	2	2.7	
vs DAYTON	11/26/15	1	0-0	.000	0-0	.000	0-0	.000	0	0	0	2.3	1	0	0	0	0	0	2.0	
vs NOTRE DAME	11/27/15	5	1-1	1.000	1-1	1.000	0-0	.000	0	0	0	1.8	0	0	0	0	0	3	2.2	
UMKC	12/05/15	10	1-3	.333	0-2	.000	4-4	1.000	0	0	0	1.5	1	1	0	0	0	6	2.8	
WESTERN ILLINOIS	12/07/15	14	2-5	.400	1-2	.500	0-0	.000	0	0	0	1.3	0	2	0	0	0	5	3.1	
TENNESSEE TECH	12/22/15	7	0-0	.000	0-0	.000	0-0	.000	0	0	0	1.1	1	0	2	0	0	0	2.8	
NORTHWESTERN	01/31/16	4	0-1	.000	0-1	.000	0-0	.000	0	0	0	1.0	0	0	0	1	0	0	2.4	
PENN STATE	02/03/16	4	0-1	.000	0-0	.000	0-0	.000	0	0	0	0.9	0	1	1	0	0	0	2.2	
Totals		0	79	7-21	.333	3-12	.250	5-10	.500	2	7	9	0.9	6	11	9	1	0	22	2.2

Games played: 10  
 Minutes/game: 7.9  
 Points/game: 2.2  
 FG Pct: 33.3  
 3FG Pct: 25.0  
 FT Pct: 50.0

Rebounds/game: 0.9  
 Assists/game: 1.1  
 Turnovers/game: 0.9  
 Assist/turnover ratio: 1.2  
 Blocks/game: 0.1

#### CAREER STATISTICS

YEAR	G/GS	FG-A	PCT	3-PT	PCT	FT-A	PCT	RB	AVG	PF-FO	AS	TO	BK	ST	PTS	AVG
Fresh.	10/0	7-21	.333	3-12	.250	5-10	.500	9	0.9	6-0	11	9	1	0	22	2.2
TOTALS	10/0	7-21	.333	3-12	.250	5-10	.500	9	0.9	6-0	11	9	1	0	22	2.2





# IOWA HAWKEYE BASKETBALL

## UPDATED IOWA PLAYER BIO

### Mike Gesell



# 10

Sr., 6-2, 190, Guard  
 South Sioux City, Neb.  
 South Sioux City HS

#### 2015-16 HONORS

All-Big Ten honorable mention by media  
 Academic All-America second team  
 Big Ten Player of the Week (Jan. 4)  
 College Sports Madness' National/Big Ten POTW (Jan. 4)

- 39th on Iowa's all-time scoring list with 1,066 points
- Holds the Iowa single-season assists record, dishing out 199 assists this season
- Averaging eight assists and 4.3 points over the last three games
- Two-time Academic All-America honoree (2015-16)
- Believed to be the first Hawkeye to ever record 10+ assists in five games in a single-season
- Became the 45th Hawkeye in program history and second this season to amass 1,000 career points after scoring 17 points against Indiana (Feb. 11)
- Gesell (1,066 points, 551 assists, 160 steals) is the third Hawkeye to total 1,000 points, 550 assists, and 150 steals in a career (Dean Oliver, Jeff Horner)
- Earned college degree in three years
- Scored in double figures 10 times this season
- Led team in steals 11 times and assists 21 times this season
- Ranks 18th nationally in assists (6.2) and is 12th in assist-to-turnover ratio (3.3)
- Ranks third in the Big Ten in assists (6.2), tied for fifth in steals (1.4), and second in assist/turnover ratio (3.3)
- Ranks fourth in Iowa career assists and third among active Big Ten players (551)
- Dished out 21 assists (7.0 apg) in three games at the Advocate Invitational
- Credited with a career-best 12 assists in win over Coppin State; the 12 assists tie for the fifth most in a single-game in school history
- Registered 11 points, four assists, and a game-best four steals in victory at Marquette
- Posted back-to-back 14-point, 9-assist games vs. ranked opponents (#17 Notre Dame/#20 Wichita St)
- Netted double figures for the third straight game in overtime victory over Florida State (10 points)
- Dished out a team-best eight assists to go along with nine points at #2 Iowa State
- Tied a team-best 17 points, including slamming home a key basket with 30 seconds left, while also dishing out a team-best four assists in win over Drake
- Credited with a game-high 10 assists to go along with two steals, four rebounds and two points in win over Tennessee Tech
- Scored a career-high 25 points in win over #1 Michigan St, shooting 7-of-10 from the floor, while converting a career-high 11-of-13 from the free throw line

### 2015-16 Game-by-Game

Opponent	Date	gs	min	Total		3-Pointers		Free throws		Rebounds				pf	a	t/o	blk	stl	pts	avg	
				fg-fga	pct	3fg-fga	pct	ft-fa	pct	off	def	tot	avg								
GARDNER-WEBB	11/13/15	*	28	1-3	.333	0-1	.000	0-0	.000	0	4	4	4.0	2	9	3	0	3	2	2.0	
COPPIN STATE	11/15/15	*	19	1-3	.333	1-2	.500	2-2	1.000	1	3	4	4.0	2	12	2	0	2	5	3.5	
at Marquette	11/19/15	*	28	5-11	.455	1-1	1.000	0-0	.000	0	3	3	3.7	1	4	0	0	4	11	6.0	
vs DAYTON	11/26/15	*	15	2-4	.500	1-1	1.000	2-3	.667	0	0	0	2.8	4	3	2	0	0	7	6.3	
vs NOTRE DAME	11/27/15	*	37	5-15	.333	0-3	.000	4-6	.667	2	1	3	2.8	1	9	1	0	1	14	7.8	
vs WICHITA STATE	11/29/15	*	37	4-7	.571	1-2	.500	5-6	.833	0	5	5	3.2	1	9	3	0	0	14	8.8	
FLORIDA STATE	12/02/15	*	40	4-8	.500	1-2	.500	1-2	.500	0	4	4	3.3	3	3	4	0	1	10	9.0	
UMKC	11/05/15	*	23	1-4	.250	0-1	.000	0-1	.000	0	3	3	3.3	3	6	1	0	3	2	8.1	
WESTERN ILLINOIS	12/07/15	*	22	1-3	.333	0-0	.000	0-1	.000	1	3	4	3.3	1	7	4	1	1	2	7.4	
at Iowa State	12/10/15	*	35	3-10	.300	1-2	.500	2-2	1.000	0	2	2	3.2	2	8	5	0	0	9	7.6	
vs Drake	12/19/15	*	34	7-8	.875	2-2	1.000	1-2	.500	0	3	3	3.2	0	4	0	1	0	17	8.5	
TENNESSEE TECH	12/22/15	*	27	1-3	.333	0-0	.000	0-0	.000	0	4	4	3.3	2	10	2	1	2	2	7.9	
MICHIGAN STATE	12/29/15	*	33	7-10	.700	0-0	.000	11-13	.846	0	3	3	3.2	3	3	1	0	2	25	9.2	
at Purdue	01/02/16	*	33	2-5	.400	1-2	.500	2-4	.500	1	6	7	3.5	4	7	1	1	1	7	9.1	
NEBRASKA	01/05/16	*	35	5-7	.714	1-1	1.000	11-13	.846	1	3	4	3.5	2	10	3	0	0	22	9.9	
at Michigan State	01/14/16	*	20	4-10	.400	0-1	.000	0-1	.000	0	3	3	3.5	2	6	1	0	0	8	9.8	
MICHIGAN	01/17/16	*	33	1-4	.250	0-2	.000	2-2	1.000	2	3	5	3.6	1	7	0	1	2	4	9.5	
at RUTGERS	01/21/16	*	33	0-5	.000	0-1	.000	0-1	.000	0	3	3	3.6	1	9	3	0	1	0	8.9	
PURDUE	01/24/16	*	32	1-7	.143	1-2	.500	3-7	.429	0	5	5	3.6	2	5	5	0	1	6	8.8	
at Maryland	01/28/16	*	33	6-10	.600	0-2	.000	0-1	.000	0	3	3	3.6	3	1	4	0	1	12	9.0	
NORTHWESTERN	01/31/16	*	25	1-6	.167	0-1	.000	2-2	1.000	1	3	4	3.6	1	4	2	0	1	4	8.7	
PENN STATE	02/03/16	*	25	0-5	.000	0-1	.000	2-2	1.000	0	2	2	3.5	0	2	1	0	2	2	8.4	
at Illinois	02/07/16	*	31	3-6	.500	0-0	.000	2-2	1.000	0	1	1	3.4	2	1	1	0	1	8	8.4	
at Indiana	02/11/16	*	32	6-9	.667	1-1	1.000	4-6	.667	2	1	3	3.4	3	6	2	0	1	17	8.8	
MINNESOTA	02/14/16	*	32	1-8	.125	1-2	.500	2-2	1.000	0	2	2	3.4	2	12	0	0	0	5	8.6	
at Penn State	02/17/16	*	30	2-8	.250	1-3	.333	1-2	.500	2	1	3	3.3	4	4	0	0	2	6	8.5	
WISCONSIN	02/24/16	*	33	2-9	.222	0-1	.000	0-0	.000	0	3	3	3.3	0	3	1	0	4	4	8.3	
at Ohio State	02/28/16	*	33	5-11	.455	0-0	.000	6-6	1.000	1	1	2	3.3	2	5	1	0	2	16	8.6	
INDIANA	03/01/16	*	21	3-5	.600	1-1	1.000	0-0	.000	0	1	1	3.2	5	6	2	0	0	7	8.6	
at Michigan	03/05/16	*	33	3-7	.429	0-2	.000	0-0	.000	0	3	3	3.2	2	11	1	0	2	6	8.5	
vs Illinois	03/10/16	*	35	1-5	.200	1-2	.500	0-0	.000	1	3	4	3.2	1	8	3	0	3	3	8.3	
vs Temple	03/18/16	*	32	0-8	.000	0-1	.000	4-4	1.000	1	2	3	3.2	2	5	2	0	1	4	8.2	
Totals			32	959	88-224	.393	16-43	.372	69-93	.742	16	87	103	3.2	64	199	61	5	44	261	8.2

Games played: 32  
 Minutes/game: 30.0  
 Points/game: 8.2  
 FG Pct: 39.3  
 3FG Pct: 37.2  
 FT Pct: 74.2

Rebounds/game: 3.2  
 Assists/game: 6.2  
 Turnovers/game: 1.9  
 Assist/turnover ratio: 3.3  
 Steals/game: 1.4  
 Blocks/game: 0.2

- Dished out a game-high seven assists in addition to recording seven points and grabbing seven rebounds in road win over #14 Purdue
- Notched first career double-double (22 points & 10 assists), connecting on 11-of-13 free throws in win over Nebraska
- Posted a game-high six assists and added eight points in road victory over #4 Michigan State
- Scored four points and led team in assists (7) and steals (2) in home win over Michigan
- Dished out a team-high nine assists and recorded one steal in win over Rutgers
- Grabbed five boards and posted five assists while scoring six points in home victory over #22 Purdue
- Tied 12 points at #7 Maryland
- Led the team with four assists vs. Northwestern
- Scored eight points and recorded one assist, rebound, and steal at Illinois
- Netted 17 points -- his highest point total since netting 22 vs. Nebraska on Jan. 5 -- and led the team with six assists at #22 Indiana
- Matched a personal best in assists (12) while recording zero turnovers and five points against Minnesota
- Scored six points and led the team with four assists and two steals in loss at Penn State
- Matched a season best with four steals, while scoring four points and posting three assists vs. Wisconsin

- Talled a team-high 16 points and five assists in addition to recording two steals against Ohio State
- Dished out a game-high six assists and scored seven points in home loss to #11 Indiana
- Recorded a game-high 11 assists and scored six points in win at Michigan
- Led the team in assists (8) and steals (3) in loss to Illinois at the Big Ten Tournament
- Recorded five assists in win over Temple

#### Personal Bests

**Points:** 25 vs. Michigan State, 12/29/15  
**Rebounds:** 7 vs. Purdue, 1/2/16  
**FGM:** 7, 5x, last vs. Michigan State, 12/29/15  
**FGA:** 15, 3x, last vs. Notre Dame, 11/27/15  
**3-pt FGA:** 4, 2x, last at Penn State, 2/15/14  
**3-pt FGM:** 6, 3x, last vs. Penn, 11/22/13  
**FTM:** 11, 2x, last vs. Nebraska, 1/5/16  
**FTA:** 13, 2x, last vs. Nebraska, 1/5/16  
**Assists:** 12, 2x, last vs. Minnesota, 2/14/16  
**Steals:** 5 at Penn State, 2/28/15  
**Blocks:** 1, 24x, last vs. Purdue, 1/2/16  
**Minutes:** 42 at Wisconsin, 2/6/13

#### CAREER STATISTICS

YEAR	G/GS	FG-A	PCT	3-PT	PCT	FT-A	PCT	RB	AVG	PF-FO	AS	TO	BK	ST	PTS	AVG
Fresh.	34/30	106-263	.403	33-104	.317	50-63	.794	88	2.6	63-0	89	59	10	40	295	8.7
Soph.	33/33	90-240	.375	29-92	.315	49-73	.671	67	2.0	64-1	128	42	4	43	258	7.8
Junior	34/34	97-238	.408	16-60	.267	42-61	.689	66	1.9	58-1	135	61	5	33	252	7.4
Senior	32/32	88-224	.393	16-43	.372	69-93	.742	103	3.2	64-1	199	61	5	44	261	8.2
TOTALS	133/129	381-965	.395	94-299	.314	210-290	.724	324	2.4	249-3	551	223	24	160	1,066	8.0



# IOWA HAWKEYE BASKETBALL

## UPDATED IOWA PLAYER BIO

### Peter Jok



# 14

Jr., 6-6, 205, Guard  
West Des Moines, Iowa  
Valley HS

#### 2015-16 HONORS

Associated Press/CBS Sports second team All-Big Ten  
Second team All-Big Ten by media and coaches  
USBWA All-District VI Team  
Big Ten Player of the Week (Jan. 18)

- Connected on 36-of-40 (.900) free throw attempts over the last seven games; made 28 straight free throws from Feb. 17 - March 18
- Iowa is 11-4 this season when Jok makes at least three 3-pointers in a game
- Iowa's leading scorer in 11 games this year; averaged 17.3 points during league games
- Ranks second on the team in scoring (16.2 ppg) and first in FT accuracy (.850) and 3-pointers made (78)
- Doubled his 3-point production this year (78) compared to last (36)
- Averaging 9.2 more points per game this season compared to his sophomore campaign; most points per game improvement in the Big Ten
- Tallied 20+ points 11 times this season, including a career-high 29 at Rutgers (Jan. 21) and against Illinois (March 10); Iowa is 8-3 when he scores 20 or more points
- One of four Hawkeyes since 2005-06 to average 2+ 3-pointers and 1+ steal in a year (Horner, Haluska, Gatens)
- Seventh in the Big Ten in 3-pointers (2.5) and steals (1.3)
- Made multiple triples 24 times, including 16 of the last 18 games; has hit 4+ triples nine times this year
- Registered double figures in scoring 25 times this season, including 16 of the last 17 games
- Led the team in steals in nine games this season
- Scored eight points before leaving game due to an ankle injury in win over Gardner-Webb
- Did not play against Coppin State due to injury
- Tallied a game-high 20 points, bolstered by 4-of-6 shooting from 3-point range, in victory at Marquette
- Posted two 12-point, 6-rebound games at the Advocate Invitational (Dayton and Wichita State)
- Collected a career-high four steals and poured in 24 points, including sinking a go-ahead 3-pointer with 26 seconds left in overtime, to best Florida State
- Scored 16 of his 18 points in the second half to go along with a team-best two steals at #2 Iowa State
- Poured in 21 points, bolstered by sinking a career-high five 3-pointers, in win over Tennessee Tech
- Scored 19 points in victory over #1 Michigan State, adding three steals and matching a career high in assists with four

### 2015-16 Game-by-Game

Opponent	Date	gs	min	Total		3-Pointers		Free throws		Rebounds				Other				pts	avg		
				fg-fga	pct	3fg-fga	pct	ft-fa	pct	off	def	tot	avg	pf	a	t/o	blk			stl	
GARDNER-WEBB	11/13/15	*	10	2-5	.400	2-3	.667	2-2	1.000	1	0	1	1.0	2	0	0	0	1	8	8.0	
at Marquette	11/19/15	*	18	7-12	.583	4-6	.667	2-2	1.000	0	3	3	2.0	3	3	2	0	1	20	14.0	
vs DAYTON	11/26/15	*	27	5-12	.417	1-6	.167	1-3	.333	2	4	6	3.3	1	2	3	0	1	12	13.3	
vs NOTRE DAME	11/27/15	*	33	3-15	.200	2-9	.222	0-0	.000	1	3	4	3.5	2	3	1	0	0	8	12.0	
vs WICHITA STATE	11/29/15	*	19	3-9	.333	0-4	.000	6-6	1.000	2	4	6	4.0	3	0	1	0	0	12	12.0	
FLORIDA STATE	12/02/15	*	34	8-20	.400	3-9	.333	5-6	.833	0	2	2	3.7	3	2	2	0	4	24	14.0	
UMKC	11/05/15	*	15	3-8	.375	2-4	.500	2-2	1.000	0	0	0	3.1	2	0	0	0	1	10	13.4	
WESTERN ILLINOIS	12/07/15	*	15	4-7	.571	1-3	.333	0-0	.000	0	3	3	3.1	3	1	2	0	2	9	12.9	
at Iowa State	12/10/15	*	29	7-12	.583	4-7	.571	0-0	.000	0	4	4	3.2	2	2	2	0	2	18	13.4	
vs Drake	12/19/15	*	23	2-10	.200	0-4	.000	0-0	.000	2	2	2	3.1	2	2	0	0	0	4	12.5	
TENNESSEE TECH	12/22/15	*	21	7-16	.438	5-10	.500	2-2	1.000	1	0	1	2.9	1	2	0	0	1	21	13.3	
MICHIGAN STATE	12/29/15	*	29	5-12	.417	3-5	.600	6-8	.750	2	1	3	2.9	4	4	1	0	3	19	13.8	
at Purdue	01/02/16	*	32	5-13	.385	0-6	.000	1-2	.500	3	6	9	3.4	3	2	0	0	2	11	13.5	
NEBRASKA	01/05/16	*	31	3-12	.250	2-6	.333	0-0	.000	0	1	1	3.2	2	1	1	0	1	8	13.1	
at Michigan State	01/14/16	*	31	8-13	.615	3-5	.600	4-4	1.000	1	2	3	3.2	1	1	0	0	2	23	13.8	
MICHIGAN	01/17/16	*	28	6-11	.545	4-6	.667	0-0	.000	0	4	4	3.3	3	2	1	0	1	16	13.9	
at RUTGERS	01/21/16	*	35	10-19	.526	5-9	.556	4-5	.800	1	4	5	3.4	2	1	1	0	3	29	14.8	
PURDUE	01/24/16	*	30	6-12	.500	1-4	.250	0-1	.000	0	1	1	3.2	4	0	2	1	3	13	14.7	
at Maryland	01/28/16	*	31	5-12	.417	2-6	.333	2-2	1.000	1	2	3	3.2	4	1	1	0	0	14	14.7	
NORTHWESTERN	01/31/16	*	22	6-10	.600	4-7	.571	10-12	.833	0	5	5	3.3	1	1	0	0	1	26	15.3	
PENN STATE	02/03/16	*	27	5-9	.556	2-4	.500	0-0	.000	1	1	2	3.2	1	3	2	0	0	12	15.1	
at Illinois	02/07/16	*	31	7-18	.389	3-7	.429	6-6	1.000	2	3	5	3.3	1	2	2	0	2	23	15.5	
at Indiana	02/11/16	*	30	4-7	.571	2-3	.667	2-4	.500	2	2	4	3.3	3	0	3	0	2	12	15.3	
MINNESOTA	02/14/16	*	34	8-14	.571	4-8	.500	7-8	.875	0	1	1	3.3	2	1	2	0	2	27	15.8	
at Penn State	02/17/16	*	36	7-15	.467	4-11	.364	10-11	.909	0	4	4	3.3	1	1	2	0	1	28	16.3	
WISCONSIN	02/24/16	*	29	5-13	.385	3-5	.600	8-8	1.000	1	5	6	3.4	2	0	3	0	3	21	16.5	
at Ohio State	02/28/16	*	23	4-13	.308	1-5	.200	3-3	1.000	1	0	1	3.3	4	2	3	0	0	12	16.3	
INDIANA	03/01/16	*	32	3-11	.273	2-4	.500	0-0	.000	0	2	2	3.3	2	0	1	0	1	8	16.0	
at Michigan	03/05/16	*	33	4-14	.286	2-10	.200	0-0	.000	1	3	4	3.3	2	4	4	0	0	10	15.8	
vs Illinois	03/10/16	*	27	10-16	.625	4-6	.667	5-5	1.000	2	2	4	3.3	5	3	3	0	0	29	16.2	
vs Temple	03/18/16	*	39	5-15	.333	3-10	.300	3-5	.600	2	5	7	3.4	3	0	0	0	0	16	16.2	
<b>Totals</b>			31	854	167-385	.434	78-192	.406	91-107	.850	27	79	106	3.4	74	46	45	1	40	503	16.2

Games played: 31  
Minutes/game: 27.5  
Points/game: 16.2  
FG Pct: 43.4  
3FG Pct: 40.6  
FT Pct: 85.0

Rebounds/game: 3.4  
Assists/game: 1.5  
Turnovers/game: 1.5  
Assist/turnover ratio: 1.0  
Steals/game: 1.3  
Blocks/game: 0.0

- Tallied 11 points, while leading the team with a game and career-high nine rebounds in road win over #14 Purdue
- Scored a game-high 23 points and posted two steals in road win over #4 Michigan State
- Connected on 4-of-6 triples, scoring 14 of his 16 points in the second half in a home victory against Michigan
- Led team with a career-high 29 points, while shooting 5-of-9 from behind the arc in road win at Rutgers; the 29 points ties for the seventh most by a Hawkeye during the Fran McCaffery era
- Scored 13 points while posting a team-high three steals in win over #22 Purdue
- Led team with 14 points at #7 Maryland
- Led team with 26 points while making a career-best 10-of-12 free throws and going 4-of-7 from distance; scored 22 of Iowa's first 25 second-half points
- Led all scorers with 23 points (7-18 FG, 3-7 3-FG, 6-6 FT) and grabbed five rebounds in win at Illinois
- Scored a game-high 27 points, bolstered by four 3-pointers, in win over Minnesota
- Logged career-high 36 minutes in loss at Penn State, going 10-of-11 from the free throw line on way to scoring game-high 28 points
- Led all scorers with 21 points, while grabbing six boards and recording three steals in home loss to Wisconsin; went 8-of-8 from the free throw line
- Tallied 12 points in loss at Ohio State

- Scored eight points in home loss to #11 Indiana
- Had 10 points and matched a career high in assists with four at Michigan
- Matched a career high in points scored with 29 (10-16 FG, 4-6 3-FG) in loss to Illinois at the Big Ten Tournament; fouled out with 4:02 to play
- Dropped 16 points and grabbed a team-best seven rebounds against Temple

#### Personal Bests

**Points:** 29, 2x, last vs. Illinois, 3/10/16  
**Rebounds:** 9, 2x, last vs. Purdue, 1/2/16  
**FGM:** 10, 2x, last vs. Illinois, 3/10/16  
**FGA:** 20 vs. Florida State, 12/2/15  
**3-pt FG:** 5, 2x, last vs. Rutgers, 1/21/16  
**3-pt FGA:** 11 vs. Penn State, 2/17/16  
**FTM:** 10, 2x, last vs. Penn State, 2/17/16  
**FTA:** 12 vs. Northwestern, 1/31/16  
**Assists:** 4, 5x, last vs. Michigan, 3/5/16  
**Steals:** 4 vs. Florida State, 12/2/15  
**Blocks:** 1, 8x, last vs. Purdue, 1/24/16  
**Minutes:** 39 vs. Temple, 3/18/16

#### CAREER STATISTICS

YEAR	G/GS	FG-A	PCT	3-PT	PCT	FT-A	PCT	RB	AVG	PF-FO	AS	TO	BK	ST	PTS	AVG
Fresh.	27/0	38-95	.400	16-46	.348	27-34	.794	25	0.9	18-0	19	13	3	9	119	4.4
Soph.	34/21	83-232	.358	36-105	.343	37-41	.902	88	2.6	63-1	44	43	4	19	239	7.0
Junior	31/31	167-385	.434	78-192	.406	91-107	.850	106	3.4	74-1	46	45	1	40	503	16.2
<b>TOTALS</b>	<b>92/52</b>	<b>288-712</b>	<b>.404</b>	<b>130-343</b>	<b>.379</b>	<b>155-182</b>	<b>.852</b>	<b>219</b>	<b>2.4</b>	<b>155-2</b>	<b>109</b>	<b>101</b>	<b>8</b>	<b>68</b>	<b>861</b>	<b>9.4</b>



# IOWA HAWKEYE BASKETBALL

## UPDATED IOWA PLAYER BIO

### Michael Soukup



# 3

Jr., 6-4, 165, Guard  
 Danville, Iowa  
 Danville HS  
 Southeastern CC

- Non-scholarship athlete
- Identical twin, Steven, is a teammate
- Played in five games
- Had one rebound and an assist in four minutes of game action in win over Coppin State
- Made his only 3-point attempt and collected in an assist in victory over UMKC

#### Personal Bests

**Points:** 3 vs. UMKC, 12/5/15  
**Rebounds:** 1 vs. Coppin State, 11/15/15  
**FGM:** 1 vs. UMKC, 12/5/15  
**FGA:** 2 vs. Tennessee Tech, 12/22/15  
**3-pt FG:** 1 vs. UMKC, 12/5/15  
**3-pt FGA:** 1, 3x, last vs. Tennessee Tech, 12/22/15  
**FTM:** - - -  
**FTA:** 1 vs. Coppin State, 11/15/15  
**Assists:** 1, 2x, last vs. UMKC, 12/5/15  
**Steals:** - - -  
**Blocks:** - - -  
**Minutes:** 4, 2x, last vs. Western Illinois, 12/7/15

### 2015-16 Game-by-Game

Opponent	Date	gs	min	Total		3-Pointers		Free throws		Rebounds				pf	a	t/o	blk	stl	pts	avg
				fg-fga	pct	3fg-fga	pct	ft-fa	pct	off	def	tot	avg							
COPPIN STATE	11/15/15	4	0-0	.000	0-0	.000	0-1	.000	0	1	1	1.0	0	1	0	0	0	0	0.0	
UMKC	12/05/15	2	1-1	1.000	1-1	1.000	0-0	.000	0	0	0	0.5	0	1	0	0	0	3	1.5	
WESTERN ILLINOIS	12/07/15	4	0-1	.000	0-1	.000	0-0	.000	0	0	0	0.3	0	0	0	0	0	0	1.0	
TENNESSEE TECH	12/22/15	3	0-2	.000	0-1	.000	0-0	.000	0	0	0	0.3	0	0	0	0	0	0	0.8	
PENN STATE	02/03/16	1	0-0	.000	0-0	.000	0-0	.000	0	0	0	0.2	0	0	0	0	0	0	0.6	
<b>Totals</b>		<b>0</b>	<b>14</b>	<b>1-4</b>	<b>.250</b>	<b>1-3</b>	<b>.333</b>	<b>0-1</b>	<b>.000</b>	<b>0</b>	<b>1</b>	<b>1</b>	<b>0.2</b>	<b>0</b>	<b>2</b>	<b>0</b>	<b>0</b>	<b>3</b>	<b>0.6</b>	

Games played: 5  
 Minutes/game: 2.8  
 Points/game: 0.6  
 FG Pct: 25.0  
 3FG Pct: 33.3  
 FT Pct: 0.0

Rebounds/game: 0.2  
 Assists/game: 0.4  
 Assist/turnover ratio: 99.9

#### CAREER STATISTICS

YEAR	G/GS	FG-A	PCT	3-PT	PCT	FT-A	PCT	RB	AVG	PF-FO	AS	TO	BK	ST	PTS	AVG
Junior	5/0	1-4	.250	1-3	.333	0-1	.000	1	0.2	0-0	2	0	0	0	3	0.6
<b>TOTALS</b>	<b>5/0</b>	<b>1-4</b>	<b>.250</b>	<b>1-3</b>	<b>.333</b>	<b>0-1</b>	<b>.000</b>	<b>1</b>	<b>0.2</b>	<b>0-0</b>	<b>2</b>	<b>0</b>	<b>0</b>	<b>0</b>	<b>3</b>	<b>0.6</b>



# IOWA HAWKEYE BASKETBALL

## UPDATED IOWA PLAYER BIO

### Steven Soukup



# 13

Jr., 6-4, 175, Guard  
Danville, Iowa  
Danville HS  
Southeastern CC

- Non-scholarship athlete
- Identical twin, Michael, is a teammate
- Played in five games
- Had two rebounds and an assist in four minutes of game action in win over Coppin State
- Grabbed one rebound in victory over Western Illinois
- Recorded one rebound in first career Big Ten game against Penn State

#### Personal Bests

Points: ---  
 Rebounds: 2 vs. Coppin State, 11/15/15  
 FGM: ---  
 FGA: 2 vs. Coppin State, 11/15/15  
 3-pt FG: ---  
 3-pt FGA: 1 vs. Western Illionois, 12/7/15  
 FTM: ---  
 FTA: ---  
 Assists: 1 vs. Coppin State, 11/15/15  
 Steals: ---  
 Blocks: ---  
 Minutes: 4, 2x, last vs. Western Illinois, 12/7/15

### 2015-16 Game-by-Game

Opponent	Date	gs	min	Total		3-Pointers		Free throws		Rebounds				pf	a	t/o	blk	stl	pts	avg	
				fg-fga	pct	3fg-fga	pct	ft-fa	pct	off	def	tot	avg								
COPPIN STATE	11/15/15	4	0-2	.000	0-0	.000	0-0	.000	0	2	2	2.0	1	1	0	0	0	0	0	0.0	
UMKC	12/05/15	2	0-0	.000	0-0	.000	0-0	.000	0	0	0	1.0	0	0	0	0	0	0	0	0.0	
WESTERN ILLINOIS	12/07/15	4	0-1	.000	0-1	.000	0-0	.000	0	1	1	1.0	0	0	0	0	0	0	0	0.0	
TENNESSEE TECH	12/22/15	2	0-1	.000	0-1	.000	0-0	.000	0	0	0	0.8	0	0	0	0	0	0	0	0.0	
PENN STATE	02/03/16	1	0-0	.000	0-0	.000	0-0	.000	0	1	1	0.8	0	0	0	0	0	0	0	0.0	
<b>Totals</b>		<b>0</b>	<b>13</b>	<b>0-4</b>	<b>.000</b>	<b>0-2</b>	<b>.000</b>	<b>0-0</b>	<b>.000</b>	<b>0</b>	<b>4</b>	<b>4</b>	<b>0.8</b>	<b>1</b>	<b>1</b>	<b>0</b>	<b>0</b>	<b>0</b>	<b>0</b>	<b>0</b>	<b>0.0</b>

Games played: 5  
 Minutes/game: 2.6  
 FG Pct: 0.0  
 3FG Pct: 0.0

Rebounds/game: 0.8  
 Assists/game: 0.2  
 Assist/turnover ratio: 99.9

#### CAREER STATISTICS

YEAR	G/GS	FG-A	PCT	3-PT	PCT	FT-A	PCT	RB	AVG	PF-FO	AS	TO	BK	ST	PTS	AVG
Junior	5/0	0-4	.000	0-2	.000	0-0	.000	4	0.8	1-0	1	0	0	0	0	0.0
<b>TOTALS</b>	<b>5/0</b>	<b>0-4</b>	<b>.000</b>	<b>0-2</b>	<b>.000</b>	<b>0-0</b>	<b>.000</b>	<b>4</b>	<b>0.8</b>	<b>1-0</b>	<b>1</b>	<b>0</b>	<b>0</b>	<b>0</b>	<b>0</b>	<b>0.0</b>



# IOWA HAWKEYE BASKETBALL

## UPDATED IOWA PLAYER BIO

### Dom Uhl



# 25

So., 6-9, 215, Forward  
Frankfurt, Germany  
Point Pleasant Beach (NJ)

- Averaging five points and four rebounds off the bench in two postseason games
- Shooting at a 42 percent clip (68-of-164) from the field and 45 percent from 3-point range (26-of-58)
- Shot 50 percent (15-of-30) from behind the arc during conference play
- Led team in rebounding four times this year
- Scored in double figures seven times this season
- Started first career game in win over Coppin State, pouring in a career-high 18 points (7-10 FG, 3-5 3-pt FG, 1-2 FT), and grabbing five rebounds
- Had six points, six rebounds, and career highs in assists (3) and blocks (2) in win season opening over Gardner-Webb
- Scored in double figures for the second straight game, netting 10 points (4-4 FG, 2-2 3-pt FG) in win at Marquette
- Registered six points and five rebounds in overtime win over Florida State
- Posted first career double-double, pulling down a personal-best 10 rebounds and scoring 14 points in victory over UMKC
- Tallied 15 points and blocked a game and career-high three shots in win over Western Illinois
- Grabbed six rebounds and scored two points off the bench at #2 Iowa State
- Had seven points and grabbed a game-best eight rebounds while playing a career-high 28 minutes in victory over Drake
- Led team in rebounding, snagging seven rebounds, while also scoring four points in win over Tennessee Tech
- Scored seven points and recorded three rebounds in 21 minutes of action off the bench in win over #1 Michigan State
- Recorded six critical points, shooting 2-of-3 from behind the arc in road victory over #14 Purdue
- Led the team with eight rebounds, while tallying 10 points on 2-of-3 shooting from beyond the arc in win over Nebraska

### 2015-16 Game-by-Game

Opponent	Date	gs	min	Total		3-Pointers		Free throws		Rebounds				pf	a	t/o	blk	stl	pts	avg
				fg-fga	pct	3fg-fga	pct	ft-fa	pct	off	def	tot	avg							
GARDNER-WEBB	11/13/15	19	3-6	.500	0-2	.000	0-1	.000	1	5	6	6.0	2	3	2	2	0	6	6.0	
COPPIN STATE	11/15/15	23	7-10	.700	3-5	.600	1-2	.500	0	5	5	5.5	0	1	0	0	0	18	12.0	
at Marquette	11/19/15	16	4-4	1.000	2-2	1.000	0-1	.000	0	1	1	4.0	2	2	1	0	3	10	11.3	
vs DAYTON	11/26/15	14	1-4	.250	0-0	.000	2-2	1.000	0	1	1	3.3	1	1	0	1	0	4	9.5	
vs NOTRE DAME	11/27/15	9	0-0	.000	0-0	.000	0-0	.000	0	1	1	2.8	0	0	1	0	0	0	7.6	
vs WICHITA STATE	11/29/15	9	0-0	.000	0-0	.000	0-0	.000	0	0	0	2.3	3	1	1	0	0	0	6.3	
FLORIDA STATE	12/02/15	19	2-4	.500	0-1	.000	2-2	1.000	2	3	5	2.7	0	0	0	0	0	6	6.3	
UMKC	11/05/15	22	6-10	.600	1-2	.500	1-2	.500	2	8	10	3.6	1	3	1	1	0	14	7.3	
WESTERN ILLINOIS	12/07/15	19	4-8	.500	2-4	.500	5-6	.833	1	3	4	3.7	1	0	0	3	1	15	8.1	
at Iowa State	12/10/15	17	0-3	.000	0-2	.000	2-2	1.000	3	3	6	3.9	4	0	1	0	0	2	7.5	
vs Drake	12/19/15	28	2-8	.250	1-2	.500	2-2	1.000	2	6	8	4.3	1	2	0	0	1	7	7.5	
TENNESSEE TECH	12/22/15	17	2-9	.222	0-2	.000	0-0	.000	4	3	7	4.5	0	1	2	0	0	4	7.2	
MICHIGAN STATE	12/29/15	21	2-5	.400	1-1	1.000	2-2	1.000	1	2	3	4.4	0	1	0	1	1	7	7.2	
at Purdue	01/02/16	15	2-5	.400	2-3	.667	0-0	.000	0	0	0	4.1	1	0	0	1	0	6	7.1	
NEBRASKA	01/05/16	24	3-6	.500	2-3	.667	2-4	.500	3	5	8	4.3	2	0	1	1	1	10	7.3	
at Michigan State	01/14/16	17	4-5	.800	2-2	1.000	0-0	.000	3	2	5	4.4	3	1	1	0	0	10	7.4	
MICHIGAN	01/17/16	20	4-6	.667	2-2	1.000	0-0	.000	1	1	2	4.2	0	0	0	0	1	10	7.6	
at RUTGERS	01/21/16	14	1-5	.200	0-3	.000	1-2	.500	1	2	3	4.2	1	1	2	0	0	3	7.3	
PURDUE	01/24/16	21	3-7	.429	2-3	.667	0-0	.000	1	4	5	4.2	2	2	1	0	0	8	7.4	
at Maryland	01/28/16	23	4-8	.500	1-4	.250	0-0	.000	1	1	2	4.1	2	0	2	0	1	9	7.5	
NORTHWESTERN	01/31/16	24	1-5	.200	0-1	.000	6-10	.600	1	0	1	4.0	1	2	2	0	1	8	7.5	
PENN STATE	02/03/16	20	3-8	.375	1-2	.500	1-4	.250	3	3	6	4.0	2	0	1	0	1	8	7.5	
at Illinois	02/07/16	15	1-4	.250	1-2	.500	0-0	.000	0	2	2	4.0	1	0	0	0	0	3	7.3	
at Indiana	02/11/16	12	0-2	.000	0-0	.000	0-2	.000	1	1	2	3.9	1	0	0	0	0	0	7.0	
MINNESOTA	02/14/16	10	1-6	.167	0-0	.000	2-4	.500	0	2	2	3.8	2	0	0	1	0	4	6.9	
at Penn State	02/17/16	14	2-3	.667	0-0	.000	0-2	.000	1	3	4	3.8	2	0	1	0	0	4	6.8	
WISCONSIN	02/24/16	21	1-4	.250	0-1	.000	0-0	.000	2	1	3	3.8	2	2	3	0	0	2	6.6	
at Ohio State	02/28/16	17	1-2	.500	1-2	.500	3-5	.600	1	5	6	3.9	0	1	1	0	0	6	6.6	
INDIANA	03/01/16	14	0-3	.000	0-0	.000	2-2	1.000	1	2	3	3.8	1	0	0	0	0	2	6.4	
at Michigan	03/05/16	7	0-2	.000	0-1	.000	0-0	.000	0	0	0	3.7	0	0	0	0	0	0	6.2	
vs Illinois	03/10/16	17	1-3	.333	1-2	.500	0-0	.000	1	3	4	3.7	2	2	0	0	2	3	6.1	
vs Temple	03/18/16	20	3-9	.333	1-4	.250	0-1	.000	1	3	4	3.7	0	1	0	1	1	7	6.1	
Totals		1	558	68-164	.415	26-58	.448	34-58	.586	38	81	119	3.7	40	27	24	12	14	196	6.1

Games played: 32  
Minutes/game: 17.4  
Points/game: 6.1  
FG Pct: 41.5  
3FG Pct: 44.8  
FT Pct: 58.6

Rebounds/game: 3.7  
Assists/game: 0.8  
Turnovers/game: 0.8  
Assist/turnover ratio: 1.1  
Steals/game: 0.4  
Blocks/game: 0.4

- Tallied 10 points and grabbed five rebounds off the bench in victory at #4 Michigan State
- Scored 10 points on 4-of-6 shooting, including 2-of-2 from 3-point range in win over Michigan
- Went 2-of-3 from beyond the arc, tallying eight points while grabbing five boards in home win over #22 Purdue
- Had nine points and two boards at #7 Maryland
- Converted a career-best six free throws on a career-high 10 attempts against Northwestern; tallied eight points, two assists, one rebound, and a steal
- Tallied eight points and grabbed six boards in home win over Penn State
- Scored four points and grabbed two boards against Minnesota
- Netted four points, grabbed four rebounds, and blocked one shot in loss at Penn State
- Grabbed six rebounds and scored six points in loss at Ohio State
- Scored three points and recorded four rebounds and two steals in Big Ten Tournament loss to Illinois

- Tallied seven points against Temple, the most since scoring eight against Penn State (Feb. 3)

#### Personal Bests

**Points:** 18 vs. Coppin State, 11/15/15  
**Rebounds:** 10 vs. UMKC, 12/5/15  
**FGM:** 7 vs. Coppin State, 11/15/15  
**FGA:** 10, 2x, last vs. UMKC, 12/5/15  
**3-pt FG:** 3 vs. Coppin State, 11/15/15  
**3-pt FGA:** 5, 2x, last vs. Coppin State, 11/15/15  
**FTM:** 6 vs. Northwestern, 1/31/16  
**FTA:** 10 vs. Northwestern, 1/31/16  
**Assists:** 3, 2x, last vs. UMKC, 12/5/15  
**Steals:** 3 vs. Marquette, 11/19/15  
**Blocks:** 3 vs. Western Illinois, 12/7/15  
**Minutes:** 28 vs. Drake, 12/19/15

#### CAREER STATISTICS

YEAR	G/GS	FG-A	PCT	3-PT	PCT	FT-A	PCT	RB	AVG	PF-FO	AS	TO	BK	ST	PTS	AVG
Fresh.	33/0	26-72	.361	5-27	.185	11-21	.524	61	1.8	25-0	14	23	7	8	68	2.1
Soph.	32/1	68-164	.415	26-58	.448	34-58	.586	119	3.7	40-0	27	24	12	14	196	6.1
TOTALS	65/1	94-236	.398	31-85	.365	45-79	.569	176	2.7	65-0	41	47	19	22	264	4.1



# IOWA HAWKEYE BASKETBALL

## UPDATED IOWA PLAYER BIO

### Okey Ukah



# 23

Sr., 6-7, 218, Forward  
Iowa City, Iowa  
West HS  
Kirkwood CC

- Non-scholarship athlete
- Played in seven games this season
- Netted a personal-best six points, making all three field goal attempts, and had a steal in win over Coppin State
- Had a block and one rebound in victory over UMKC
- Registered two points, one rebound, and one steal in win over Western Illinois

#### Personal Bests

**Points:** 6 vs. Coppin State, 11/15/15  
**Rebounds:** 3 vs. Rutgers, 2/19/15  
**FGM:** 3 vs. Coppin State, 11/15/15  
**FGA:** 3, 2x, last vs. Western Illinois, 12/7/15  
**3-pt FG:** ---  
**3-pt FGA:** ---  
**FTM:** 1 vs. Md. Eastern Shore, 11/14/13  
**FTA:** 2, 2x, last vs. Western Illinois, 12/7/15  
**Assists:** 1 vs. Rutgers, 2/19/15  
**Steals:** 1, 4x, last vs. Western Illinois, 12/7/15  
**Blocks:** 1 vs. Md. Eastern Shore, 11/14/13  
**Minutes:** 5, 4x, last vs. Western Illinois, 12/7/15

### 2015-16 Game-by-Game

Opponent	Date	gs	min	Total		3-Pointers		Free throws		Rebounds				pf	a	t/o	blk	stl	pts	avg
				fg-fga	pct	3fg-fga	pct	ft-fa	pct	off	def	tot	avg							
GARDNER-WEBB	11/13/15	0	0-0	0-0	.000	0-0	.000	0-0	.000	0	0	0	0.0	1	0	0	0	0	0	0.0
COPPIN STATE	11/15/15	4	3-3	1.000	0-0	.000	0-0	.000	0	0	0	0.0	2	0	0	0	1	6	3.0	
at Marquette	11/19/15	2	0-0	.000	0-0	.000	0-0	.000	0	0	0	0.0	0	0	0	0	0	0	2.0	
UMKC	12/05/15	4	0-1	.000	0-0	.000	0-0	.000	0	1	1	0.3	0	0	0	1	0	0	1.5	
WESTERN ILLINOIS	12/07/15	5	1-3	.333	0-0	.000	0-2	.000	1	0	1	0.4	1	0	0	0	1	2	1.6	
TENNESSEE TECH	12/22/15	3	0-0	.000	0-0	.000	0-0	.000	0	0	0	0.3	1	0	0	0	0	0	1.3	
PENN STATE	02/03/16	2	0-0	.000	0-0	.000	0-0	.000	0	0	0	0.3	0	0	0	0	0	0	1.1	
Totals		0	20	4-7	.571	0-0	.000	0-2	.000	1	1	2	0.3	5	0	0	1	2	8	1.1

Games played: 7  
 Minutes/game: 2.9  
 Points/game: 1.1  
 FG Pct: 57.1  
 FT Pct: 0.0

Rebounds/game: 0.3  
 Steals/game: 0.3  
 Blocks/game: 0.1

#### CAREER STATISTICS

YEAR	G/GS	FG-A	PCT	3-PT	PCT	FT-A	PCT	RB	AVG	PF-FO	AS	TO	BK	ST	PTS	AVG
Soph.	9/0	1-4	.250	0-0	.000	1-2	.500	6	0.7	0-0	0	1	1	0	3	0.3
Junior	10/0	1-2	.500	0-0	.000	0-0	.000	7	0.7	3-0	1	2	0	2	2	0.2
Senior	7/0	4-7	.571	0-0	.000	0-2	.000	2	0.3	5-0	0	0	1	2	8	1.1
TOTALS	26/0	6-13	.462	0-0	.000	1-4	.250	15	0.6	8-0	1	3	2	4	13	0.5



# IOWA HAWKEYE BASKETBALL

## UPDATED IOWA PLAYER BIO

### Jarrold Uthoff



# 20

Sr., 6-9, 221, Forward  
Cedar Rapids, Iowa  
Jefferson HS  
Wisconsin

- First Hawkeye since Andre Woolridge (1997) to be a unanimous first-team All-Big Ten honoree
- Ranks 19th on Iowa's all-time scoring list (1,282)
- Scored 20 or more points a team-best 16 times this season, including the last three games
- Seven career double-doubles, including three this year (at #4 Michigan State, at Illinois, vs. Minnesota)
- Became the third Hawkeye in program history to accumulate 1,000 points and 150 career blocks (Acie Earl, Greg Stokes)
- In his game at Michigan (March 5), became one of two Division I players to record 29+ points, 7+ rebounds, 4+ steals, 3+ blocks in a single game this season (Ben Simmons, LSU)
- One of three Hawkeyes to ever record 80+ blocks in a single season (Acie Earl and Erek Hansen)
- One of only two Big Ten players since 1996-97 with 150+ blocks and 125+ 3-pointers made in career (Minnesota's Michael Bauer '99-'04)
- Third player to record 20+ points, 15+ rebounds, and 5+ blocks in a Big Ten game in the last 20 seasons (24 pts, 15 reb, 6 blk vs. Minnesota)
- Only player from a Power 5 conference with 605+ points, 200+ rebounds, and 80+ blocks
- Reached double figures 65 times, including all but one game this season
- Blocked five shots in six games this season, including a career-high six against #1 Michigan State (Dec. 29) and Minnesota (Feb. 14)
- Made at least two 3-pointers in 19 games; shooting .822 from the charity stripe (120-of-146)
- Ranks 13th nationally in blocked shots (2.6) and is 52nd in scoring (19.0)
- Had a game-high 21 points, collected six rebounds, two blocks, and two steals vs. Gardner-Webb
- Had 13 points, denied three shots, and snagged a team-best seven boards in win over Coppin State
- Named to the five player Advocare Invitational All-Tournament Team after averaging 20 points, 5.7 rebounds, and 2.7 blocks in three games
- Tallied back-to-back 20-point scoring efforts against ranked opponents (Notre Dame and Wichita State)
- Rejected four shots, scored 15 points, and had eight boards in overtime win over Florida State
- Recorded 13 points, seven rebounds, and a game-high five blocks in victory over UMKC
- Poured in 27 points (10-of-16 FG, 4-of-5 3-pt FG, 3-3 FT) and snagged a game-high nine rebounds in win over Western Illinois

### 2015-16 Game-by-Game

Opponent	Date	gs	min	Total		3-Pointers		Free throws		Rebounds				pf	a	t/o	blk	stl	pts	avg	
				fg-fga	pct	3fg-fga	pct	ft-fa	pct	off	def	tot	avg								
GARDNER-WEBB	11/13/15	*	26	6-12	.500	2-5	.400	7-7	1.000	3	3	6	6.0	3	0	2	2	2	21	21.0	
COPPIN STATE	11/15/15	*	18	6-10	.600	1-3	.333	0-0	.000	0	7	6.5	1	0	1	3	0	13	17.0		
at Marquette	11/19/15	*	25	6-11	.545	2-3	.667	1-2	.500	0	4	4	5.7	1	3	1	1	0	15	16.3	
vs DAYTON	11/28/15	*	31	6-15	.400	4-7	.571	2-3	.667	1	1	2	4.8	2	3	2	1	2	18	16.8	
vs NOTRE DAME	11/27/15	*	34	8-16	.500	2-5	.400	2-3	.667	2	6	8	5.4	1	0	0	2	1	20	17.4	
vs WICHITA STATE	11/29/15	*	37	9-15	.600	2-5	.400	2-2	1.000	1	6	7	5.7	1	1	1	5	2	22	18.2	
FLORIDA STATE	12/02/15	*	39	5-14	.357	1-4	.250	4-5	.800	3	5	8	6.0	1	3	0	4	0	15	17.7	
UMKC	11/05/15	*	21	5-12	.417	2-4	.500	1-2	.500	5	2	7	6.1	0	2	5	1	13	17.1		
WESTERN ILLINOIS	12/07/15	*	23	10-16	.625	4-5	.800	3-3	1.000	3	6	9	6.4	0	1	0	1	0	27	18.2	
at Iowa State	12/10/15	*	37	12-20	.600	5-8	.625	3-4	.750	3	6	9	6.7	3	1	1	4	1	32	19.6	
vs Drake	12/19/15	*	21	4-8	.500	0-2	.000	2-2	1.000	0	3	3	6.4	3	0	1	5	0	10	18.7	
TENNESSEE TECH	12/22/15	*	22	5-11	.455	1-5	.200	2-2	1.000	1	4	5	6.3	3	2	1	2	1	13	18.3	
MICHIGAN STATE	12/29/15	*	26	4-11	.364	1-3	.333	1-1	1.000	1	4	5	6.2	4	1	8	6	0	10	17.6	
at Purdue	01/02/16	*	38	7-16	.438	1-3	.333	10-14	.714	0	4	4	6.0	3	2	0	5	2	25	18.1	
NEBRASKA	01/05/16	*	36	9-16	.563	2-4	.500	5-6	.833	1	7	8	6.1	2	2	0	4	1	25	18.6	
at Michigan State	01/14/16	*	35	5-18	.278	3-8	.375	2-2	1.000	3	7	10	6.4	1	0	0	2	1	15	18.4	
MICHIGAN	01/17/16	*	28	9-20	.450	2-4	.500	3-3	1.000	1	3	4	6.2	3	1	0	1	1	23	18.6	
at RUTGERS	01/21/16	*	34	6-11	.545	4-6	.667	4-4	1.000	1	7	8	6.3	0	1	1	3	0	20	18.7	
PURDUE	01/24/16	*	34	7-13	.538	4-5	.800	4-4	1.000	0	3	3	6.2	2	3	0	1	0	22	18.9	
at Maryland	01/28/16	*	35	2-13	.154	0-3	.000	5-6	.833	2	8	10	6.4	2	2	1	0	0	9	18.4	
NORTHWESTERN	01/31/16	*	30	8-16	.500	2-5	.400	5-5	1.000	3	3	6	6.3	1	0	0	3	2	23	18.6	
PENN STATE	02/03/16	*	24	5-12	.417	1-3	.333	3-4	.750	0	3	3	6.2	1	0	0	5	0	14	18.4	
at Illinois	02/07/16	*	35	7-17	.412	1-4	.250	3-4	.750	4	8	12	6.4	1	2	0	2	0	18	18.4	
at Indiana	02/11/16	*	38	8-20	.400	2-7	.286	6-8	.750	2	3	5	6.4	0	1	0	1	1	24	18.6	
MINNESOTA	02/14/16	*	37	8-19	.421	1-7	.143	7-9	.778	2	13	15	6.7	3	0	3	6	0	24	18.8	
at Penn State	02/17/16	*	33	5-14	.357	2-7	.286	7-10	.700	0	2	2	6.5	1	0	4	1	1	19	18.8	
WISCONSIN	02/24/16	*	23	3-12	.250	2-9	.222	3-5	.600	2	3	5	6.5	4	0	1	1	0	11	18.6	
at Ohio State	02/28/16	*	34	5-14	.357	1-4	.250	5-6	.833	0	4	4	6.4	0	1	2	0	3	16	18.5	
INDIANA	03/01/16	*	38	5-17	.294	1-5	.200	7-8	.875	2	6	8	6.4	0	3	1	2	2	18	18.4	
at Michigan	03/05/16	*	38	11-19	.579	4-10	.400	3-3	1.000	1	6	7	6.5	1	1	1	3	4	29	18.8	
vs Illinois	03/10/16	*	36	9-16	.563	2-5	.400	1-1	1.000	0	4	4	6.4	0	2	2	0	2	21	18.9	
vs Temple	03/18/16	*	43	7-21	.333	2-10	.200	7-8	.875	1	4	5	6.3	2	0	0	1	2	23	19.0	
Totals			32	1009	212-475	.446	64-168	.381	120-146	.822	48	155	203	6.3	50	34	36	84	30	608	19.0

Games played: 32  
 Minutes/game: 31.5  
 Points/game: 19.0  
 FG Pct: 44.6  
 3FG Pct: 38.1  
 FT Pct: 82.2

Rebounds/game: 6.3  
 Assists/game: 1.1  
 Turnovers/game: 1.1  
 Assist/turnover ratio: 0.9  
 Steals/game: 0.9  
 Blocks/game: 2.6

- Scored a personal-best 32 points, 30 in the first half, and collected nine rebounds and a game-best four blocks at #2 Iowa State
- Tallied 10 points and rejected five shots, in only 21 minutes of action, in victory over Drake
- Registered 13 points, five rebounds, and rejected a game-best two shots in win over Tennessee Tech
- Denied a career-high six shots, while recording 10 points and five boards in win over #1 Michigan State
- Led the team with 25 points -- scored 16 of Iowa's 20 first half points -- in road win over #14 Purdue, while also rejecting five shots & grabbing four boards
- Led team with 25 points for the second consecutive game, while grabbing a team-high eight boards and blocking four shots against Nebraska
- Registered fifth career double-double (15 points, 10 rebounds) in win at #4 Michigan State, becoming the fifth visiting player in the last 20 seasons to record 15+ points, 10+ rebounds, and 2+ blocks when playing the Spartans at the Breslin Center
- Tallied a team-best 23 points in home victory over Michigan
- One-of-three Hawkeyes to score 20+ points in road win over Rutgers (20 points, 8 rebounds, 3 blocks)
- Scored a game-high 22 points (4-of-5 shooting from 3-point range) in home win over #22 Purdue
- Equaled a season high with 10 rebounds, while also scoring nine points at #7 Maryland
- Netted 23 points and rejected three shots against Northwestern
- Blocked a game-high five shots and tallied 14 points in home win over Penn State
- Recorded second double-double of the season at Illinois, scoring 18 points and matching a career high in rebounds with 12
- Tallied a game-high 24 points, grabbed five boards, and blocked one shot against Indiana
- Scored 24 points, grabbed a career-high 15 boards, and match a career high in blocks with six on his way to recording third double-double of the year against Minnesota
- Netted 19 points, grabbed two rebounds, and blocked a shot in loss at Penn State
- Scored 11 points, grabbed five boards, and blocked a shot against Wisconsin
- Led Iowa with 16 points, while recording a season-best three steals in loss at Ohio State
- Tallied a team-high 18 points and grabbed eight rebounds in home loss to #11 Indiana
- Scored a game-high 29 points in addition to collecting seven rebounds, blocking three shots, and matching a career high in steals (4) at Michigan
- Dropped 21 points (9-16 FG) and grabbed four boards in loss to Illinois at Big Ten Tournament
- Logged a career-high 43 minutes and led the team with 23 points in overtime win over Temple



# IOWA HAWKEYE BASKETBALL

## UPDATED IOWA PLAYER BIO

### Personal Bests

**Points:** 32 vs. Iowa State, 12/10/15  
**Rebounds:** 15 vs. Minnesota, 2/14/16  
**FGM:** 12 vs. Iowa State, 12/10/15  
**FGA:** 21 vs. Temple, 3/18/16  
**3-pt FG:** 5, 2x, last vs. Iowa State, 12/10/15  
**3-pt FGA:** 11 at Northwestern, 2/15/15  
**FTM:** 10 vs. Purdue, 1/2/16  
**FTA:** 14 vs. Purdue, 1/2/16  
**Assists:** 5, 2x, last vs. Ohio State, 12/30/14  
**Steals:** 4, 2x, last vs. Michigan, 3/5/16  
**Blocks:** 6, 2x, last vs. Minnesota, 2/14/16  
**Minutes:** 43 vs. Temple, 3/18/16

### WATCH LISTS / HONORS

CoSIDA MBB Academic All-American of the Year  
 CoSIDA First Team Academic All-America  
 CoSIDA First Team Academic All-District  
 Second Team All-America (*Sporting News*)  
 Second Team All-America (USBWA)  
 Third Team All-America (*USA Today*)  
 Third Team All-America (*Scout.com*)  
 Third Team All-America (*College Sports Madness*)  
 Honorable Mention All-America (*Sports Illustrated*)  
 Unanimous First Team All-Big Ten  
 Big Ten All-Defensive Team (voted by league coaches)  
 All-District VI Team (USBWA)  
 First Team All-Big Ten (CBS Sports)  
 First Team All-Big Ten (*HoopsHD.com*)  
 Big Ten Defensive Player of the Year (*HoopsHD.com*)  
 John R. Wooden Award National Ballot Top 15  
 Oscar Robertson Trophy Top 11  
*College Sports Madness* B1G POTW (Jan. 18 and 25)  
 Big Ten Co-Player of the Week (Dec. 14)

### BIG CONFERENCE ONLY STATS

	Avg.	Rank
Blocked Shots	2.6	1st
Scoring	19.2	2nd
Free Throw Percentage	.814	9th
3-Pointers	1.9	T-13th
Rebounding	6.6	11th

### BIG OVERALL STATS

	Avg.	Rank
Blocked Shots	2.6	1st
Scoring	19.0	2nd
Free Throw Percentage	.822	7th
3-Pointers	2.0	T-12th
Rebounding	6.3	13th



### CAREER STATISTICS

YEAR	G/GS	FG-A	PCT	3-PT	PCT	FT-A	PCT	RB	AVG	PF-FO	AS	TO	BK	ST	PTS	AVG
Soph.	33/0	84-168	.500	17-40	.425	67-82	.817	152	4.6	38-0	26	31	35	11	252	7.6
Junior	34/34	156-363	.430	54-145	.372	56-76	.737	218	6.4	52-0	59	35	56	38	422	12.4
Senior	32/32	212-475	.446	64-168	.381	120-146	.822	203	6.3	50-0	34	36	84	30	608	19.0
<b>TOTALS</b>	<b>99/66</b>	<b>452-1006</b>	<b>.449</b>	<b>135-353</b>	<b>.382</b>	<b>243-304</b>	<b>.799</b>	<b>573</b>	<b>5.8</b>	<b>140-0</b>	<b>119</b>	<b>102</b>	<b>175</b>	<b>79</b>	<b>1,282</b>	<b>12.9</b>





# IOWA HAWKEYE BASKETBALL

## UPDATED IOWA PLAYER BIO

### Ahmad Wagner



0

Fr., 6-7, 225, Forward  
Yellow Springs, Ohio  
Wayne HS

- Made .667 percent of his field goal attempts (31-of-46), including eight of his last 10 attempts (.800) over the last four games
- Played double-digit minutes 18 times this season, including 11 Big Ten games
- Hauled in five or more rebounds in six games this season, including a season-best nine against Indiana
- Pulled down a team-best eight rebounds, and had six points and two blocks in only nine minutes of action in season opening win over Gardner-Webb
- Registered six points, four rebounds, two steals, and one assist in win over Coppin State
- Scored a personal-best nine points to go along with five rebounds, and three assists in victory over UMKC
- Grabbed six rebounds and tallied three points in win over Tennessee Tech
- Rejected two shots and pulled down one rebound in victory over #1 Michigan State
- Tallied two steals and one block in four minutes of action against #4 Michigan State
- Scored five points and grabbed three boards in win over Michigan
- Went 3-of-3 from the floor, scoring six points, while blocking one shot in win at Rutgers
- Grabbed two boards and rejected one shot in home win over #22 Purdue
- Tallied six points and grabbed four boards, while leading the team with a career-best three steals in win over Northwestern
- Scored eight points, bolstered by 4-of-5 shooting from the charity stripe, and grabbed five boards and rejected one shot in home win over Penn State

### 2015-16 Game-by-Game

Opponent	Date	gs	min	Total		3-Pointers		Free throws		Rebounds				pf	a	t/o	blk	stl	pts	avg
				fg-fga	pct	3fg-fga	pct	ft-fa	pct	off	def	tot	avg							
GARDNER-WEBB	11/13/15	9	3-4	.750	0-0	.000	0-1	.000	6	2	8	8.0	0	0	0	2	0	6	6.0	
COPPIN STATE	11/15/15	18	2-4	.500	0-0	.000	2-2	1.000	2	2	4	6.0	5	1	0	0	2	6	6.0	
at Marquette	11/19/15	11	1-1	1.000	0-0	.000	0-0	.000	1	1	2	4.7	2	0	2	0	0	2	4.7	
vs DAYTON	11/26/15	10	1-1	1.000	0-0	.000	0-2	.000	1	1	2	4.0	2	0	0	0	0	2	4.0	
vs NOTRE DAME	11/27/15	5	0-1	.000	0-0	.000	0-0	.000	0	1	1	3.4	3	0	0	1	0	0	3.2	
vs WICHITA STATE	11/29/15	2	0-0	.000	0-0	.000	0-0	.000	0	0	0	2.8	1	0	0	0	0	0	2.7	
FLORIDA STATE	12/02/15	8	1-1	1.000	0-0	.000	0-1	.000	0	2	2	2.7	2	0	1	0	0	2	2.6	
UMKC	11/05/15	17	2-3	.667	0-0	.000	5-6	.833	2	3	5	3.0	3	3	0	1	0	9	3.4	
WESTERN ILLINOIS	12/07/15	10	1-1	1.000	0-0	.000	0-0	.000	0	2	2	2.9	1	0	1	0	1	2	3.2	
vs Drake	12/19/15	9	0-0	.000	0-0	.000	0-0	.000	1	1	2	2.8	0	0	0	1	0	0	2.9	
TENNESSEE TECH	12/22/15	14	1-1	1.000	0-0	.000	1-3	.333	2	4	6	3.1	2	0	0	0	0	3	2.9	
MICHIGAN STATE	12/29/15	12	0-2	.000	0-0	.000	1-2	.500	0	1	1	2.9	0	0	0	2	0	1	2.8	
at Purdue	01/02/16	3	0-0	.000	0-0	.000	0-0	.000	0	0	0	2.7	0	0	1	0	0	0	2.5	
NEBRASKA	01/05/16	4	0-0	.000	0-0	.000	0-0	.000	0	1	1	2.6	0	0	0	0	0	0	2.4	
at Michigan State	01/14/16	4	0-1	.000	0-0	.000	0-0	.000	1	1	2	2.5	2	0	1	1	2	0	2.2	
MICHIGAN	01/17/16	11	2-2	1.000	0-0	.000	1-2	.500	0	3	3	2.6	2	0	0	0	0	5	2.4	
at RUTGERS	01/21/16	10	3-3	1.000	0-0	.000	0-0	.000	0	0	0	2.4	1	0	0	1	0	6	2.6	
PURDUE	01/24/16	7	0-0	.000	0-0	.000	0-0	.000	0	2	2	2.4	2	0	0	1	0	0	2.4	
at Maryland	01/28/16	8	1-3	.333	0-1	.000	0-1	.000	0	0	0	2.3	0	1	0	0	1	2	2.4	
NORTHWESTERN	01/31/16	15	2-2	1.000	0-0	.000	2-3	.667	2	2	4	2.4	2	1	0	0	3	6	2.6	
PENN STATE	02/03/16	18	2-2	1.000	0-0	.000	4-5	.800	1	4	5	2.5	5	0	1	1	0	8	2.9	
at Illinois	02/07/16	10	0-0	.000	0-0	.000	2-2	1.000	0	1	1	2.4	2	0	0	0	0	2	2.8	
at Indiana	02/11/16	5	0-1	.000	0-0	.000	0-0	.000	0	0	0	2.3	2	0	1	0	0	0	2.7	
MINNESOTA	02/14/16	16	1-1	1.000	0-0	.000	0-2	.000	4	3	7	2.5	1	0	0	0	0	2	2.7	
at Penn State	02/17/16	11	0-1	.000	0-0	.000	0-0	.000	0	3	3	2.5	3	0	1	1	0	0	2.6	
WISCONSIN	02/24/16	5	0-1	.000	0-0	.000	0-0	.000	0	0	0	2.4	1	0	0	0	0	0	2.5	
at Ohio State	02/28/16	13	1-2	.500	0-0	.000	0-0	.000	2	1	3	2.4	2	0	0	0	0	2	2.4	
INDIANA	03/01/16	17	5-6	.833	0-0	.000	1-3	.333	5	4	9	2.7	1	0	2	0	0	11	2.8	
at Michigan	03/05/16	11	1-1	1.000	0-0	.000	0-0	.000	1	1	2	2.7	1	0	0	0	0	2	2.7	
vs Illinois	03/10/16	6	0-0	.000	0-0	.000	0-0	.000	0	0	0	2.6	0	0	0	0	0	0	2.6	
vs Temple	03/18/16	10	1-1	1.000	0-0	.000	0-0	.000	0	4	4	2.6	1	0	0	0	0	2	2.6	
Totals		0	309	31-46	.674	0-1	.000	19-35	.543	31	50	81	2.6	49	6	11	12	9	81	2.6

Games played: 31  
Minutes/game: 10.0  
Points/game: 2.6  
FG Pct: 67.4  
3FG Pct: 0.0  
FT Pct: 54.3

Rebounds/game: 2.6  
Assists/game: 0.2  
Turnovers/game: 0.4  
Assist/turnover ratio: 0.5  
Steals/game: 0.3  
Blocks/game: 0.4

- Netted two points and hauled in seven rebounds against Minnesota
- Grabbed three boards and blocked one shot in loss at Penn State
- Tallied two points and hauled in three rebounds in loss at Ohio State
- Went 5-of-6 from the floor, recording a career high in points (11) and rebounds (9) in home loss to #11 Indiana
- Scored two points and grabbed two rebounds in 11 minutes of action at Michigan
- Hauled in four rebounds and scored two points against Temple

#### Personal Bests

**Points:** 11 vs. Indiana, 3/1/16  
**Rebounds:** 9 vs. Indiana, 3/1/16  
**FGM:** 5 vs. Indiana, 3/1/16  
**FGA:** 6 vs. Indiana, 3/1/16  
**3-pt FG:** - - -  
**3-pt FGA:** 1 vs. Maryland, 1/28/16  
**FTM:** 5 vs. UMKC, 12/5/15  
**FTA:** 6 vs. UMKC, 12/5/15  
**Assists:** 3 vs. UMKC, 12/5/15  
**Steals:** 3 vs. Northwestern, 1/31/16  
**Blocks:** 2, 2x, last vs. Michigan State, 12/29/15  
**Minutes:** 18, 2x, last vs. Penn State, 2/3/16

#### CAREER STATISTICS

YEAR	G/GS	FG-A	PCT	3-PT	PCT	FT-A	PCT	RB	AVG	PF-FO	AS	TO	BK	ST	PTS	AVG
Fresh.	31/0	31-46	.674	0-1	.000	19-35	.543	81	2.6	49-2	6	11	12	9	81	2.6
TOTALS	31/0	31-46	.674	0-1	.000	19-35	.543	81	2.6	49-2	6	11	12	9	81	2.6



# IOWA HAWKEYE BASKETBALL

## UPDATED IOWA PLAYER BIO

### Christian Williams



11

Fr., 6-6, 200, Guard  
Decatur, Ill.  
St. Theresa HS

- Played in 19 games, including eight conference games
- Over the last three games, averaged 3.3 points, and 1.5 rebounds, and has made 5-of-6 free throws
- Had three points in three minutes of action in season opening win over Gardner-Webb
- Tallied five points and two assists in victory over Coppin State
- Made both free throw attempts and collected a steal in win over Tennessee Tech
- Recorded one steal and one assist in four minutes of action in win at #4 Michigan State
- Collected two rebounds in home win over Northwestern
- Shot 2-of-2 from the floor in home win over Penn State, scoring four points and grabbing one rebound
- Recorded season bests in points (8), rebounds (3), and steals (2) in home loss to #11 Indiana
- Tallied three points in seven minutes of action at Michigan
- Grabbed two rebounds and recorded one assist in five minutes of action against Illinois at the Big Ten Tournament
- Made only shot attempt and grabbed one rebound in overtime win over Temple

### 2015-16 Game-by-Game

Opponent	Date	gs	min	Total		3-Pointers		Free throws		Rebounds				pf	a	t/o	blk	stl	pts	avg
				fg-fga	pct	3fg-fga	pct	ft-fga	pct	off	def	tot	avg							
GARDNER-WEBB	11/13/15	3	0-0	.000	0-0	.000	0-0	.000	1	2	3	3.0	0	0	1	0	0	0	0	0.0
COPPIN STATE	11/15/15	14	2-5	.400	1-1	1.000	0-1	.000	0	1	1	2.0	0	2	0	0	0	5	2.5	
at Marquette	11/19/15	6	0-0	.000	0-0	.000	0-0	.000	0	1	1	1.7	0	0	0	0	0	0	1.7	
vs DAYTON	11/26/15	2	0-1	.000	0-0	.000	0-0	.000	0	0	0	1.3	0	1	0	0	0	0	1.3	
vs NOTRE DAME	11/27/15	1	0-1	.000	0-0	.000	0-0	.000	0	0	0	1.0	0	0	0	0	0	0	1.0	
vs WICHITA STATE	11/29/15	0	0-0	.000	0-0	.000	0-0	.000	0	0	0	0.8	0	0	0	0	0	0	0.8	
UMKC	11/05/15	6	0-2	.000	0-1	.000	0-0	.000	0	0	0	0.7	0	0	0	0	0	0	0.7	
WESTERN ILLINOIS	12/07/15	7	0-1	.000	0-0	.000	0-0	.000	1	0	1	0.8	0	0	0	0	0	0	0.6	
TENNESSEE TECH	12/22/15	6	0-0	.000	0-0	.000	2-2	1.000	0	0	0	0.7	2	0	0	0	1	2	0.8	
at Michigan State	01/14/16	4	0-0	.000	0-0	.000	0-0	.000	1	0	1	0.7	0	1	1	0	1	0	0.7	
at RUTGERS	01/21/16	3	0-2	.000	0-1	.000	0-0	.000	0	0	0	0.6	0	0	0	0	0	0	0.6	
NORTHWESTERN	01/31/16	7	0-1	.000	0-0	.000	0-0	.000	2	0	2	0.8	0	2	0	0	0	0	0.6	
PENN STATE	02/03/16	4	2-2	1.000	0-0	.000	0-0	.000	1	0	1	0.8	0	0	0	0	0	4	0.8	
at Penn State	02/17/16	0	0-0	.000	0-0	.000	0-0	.000	0	0	0	0.7	1	0	0	0	0	0	0.8	
at Ohio State	02/28/16	3	0-1	.000	0-0	.000	0-0	.000	0	0	0	0.7	1	0	0	0	0	0	0.7	
INDIANA	03/01/16	12	2-6	.333	0-1	.000	4-5	.800	3	0	3	0.8	1	1	0	0	2	8	1.2	
at Michigan	03/05/16	7	1-3	.333	0-0	.000	1-1	1.000	0	0	0	0.8	1	0	0	0	0	3	1.3	
vs Illinois	03/10/16	5	0-0	.000	0-0	.000	0-0	.000	0	2	2	0.8	0	1	0	0	0	0	1.2	
vs Temple	03/18/16	4	1-1	1.000	0-0	.000	0-0	.000	0	1	1	0.8	0	0	0	0	0	2	1.3	
<b>Totals</b>		<b>0</b>	<b>94</b>	<b>8-26</b>	<b>.308</b>	<b>1-4</b>	<b>.250</b>	<b>7-9</b>	<b>.778</b>	<b>9</b>	<b>7</b>	<b>16</b>	<b>0.8</b>	<b>6</b>	<b>6</b>	<b>4</b>	<b>0</b>	<b>4</b>	<b>24</b>	<b>1.3</b>

Games played: 19  
Minutes/game: 4.9  
Points/game: 1.3  
FG Pct: 30.8  
3FG Pct: 25.0  
FT Pct: 77.8

Rebounds/game: 0.8  
Assists/game: 0.3  
Turnovers/game: 0.2  
Assist/turnover ratio: 1.5  
Steals/game: 0.2

### Personal Bests

**Points:** 8 vs. Indiana, 3/1/16  
**Rebounds:** 3, 2x, last vs. Indiana, 3/1/16  
**FGM:** 2, 3x, last vs. Indiana, 3/1/16  
**FGA:** 6 vs. Indiana, 3/1/16  
**3-pt FG:** 1 vs. Coppin State, 11/15/15  
**3-pt FGA:** 1, 3x, last vs. Indiana, 3/1/16  
**FTM:** 4 vs. Indiana, 3/1/16  
**FTA:** 5 vs. Indiana, 3/1/16  
**Assists:** 2 vs. Coppin State, 11/15/15  
**Steals:** 2 vs. Indiana, 3/1/16  
**Blocks:** - - -  
**Minutes:** 14 vs. Coppin State, 11/15/15

### CAREER STATISTICS

YEAR	G/GS	FG-A	PCT	3-PT	PCT	FT-A	PCT	RB	AVG	PF-FO	AS	TO	BK	ST	PTS	AVG
Fresh.	19/0	8-26	.308	1-4	.250	7-9	.778	16	0.8	6-0	6	4	0	4	24	1.3
<b>TOTALS</b>	<b>19/0</b>	<b>8-26</b>	<b>.308</b>	<b>1-4</b>	<b>.250</b>	<b>7-9</b>	<b>.778</b>	<b>16</b>	<b>0.8</b>	<b>6-0</b>	<b>6</b>	<b>4</b>	<b>0</b>	<b>4</b>	<b>24</b>	<b>1.3</b>



# IOWA HAWKEYE BASKETBALL

## UPDATED IOWA PLAYER BIO

### Adam Woodbury



# 34

Sr., 7-1, 250, Center  
Sioux City, Iowa  
East HS

#### 2015-16 HONORS

All-Big Ten honorable mention (media)

- First Hawkeye since Reggie Evans in 2001-02 to average at least 10 rebounds in league play
- His 107 career assists are fourth most nationally among active 7-footers
- Scored in double digits 14 times this year
- Finished the regular season with 255 rebounds, which ranks second-best in the Big Ten
- Led Iowa in rebounding in 14 of last 16 games, including grabbing a career-high 18 boards against Wisconsin
- His 18 rebounds against Wisconsin are the most by a player during a Big Ten league game this season and the most by any Hawkeye during the Fran McCaffery era
- Grabbed 84 rebounds (12 rpg) in seven game stretch (Jan. 21-Feb. 11) to become second Hawkeye the past 20 years to grab 84+ rebounds in a seven game span (Reggie Evans in 2001 and 2002)
- Has grabbed 10+ rebounds in 13 games this season, including 11 of the last 15
- Nine career double-doubles, including seven this year, which ties for eighth most in the B1G this year
- Leads the Big Ten in rebounding average (8.4)
- His 757 career rebounds are third among active Big Ten players
- Registered 10 points and a team-high seven rebounds in victory at Marquette
- Reached double figures in consecutive games against ranked opponents at the Advocate Invitational (14 vs. #17 Notre Dame; 15 vs. #20 Wichita State)
- Posted first double-double of the year vs. #17 Notre Dame, scoring 14 points on 7-of-9 shooting from the field, and corraling 10 rebounds
- Netted 15 points in win over #20 Wichita State
- Pulled down a team-best 10 rebounds and scored 11 points in overtime win over Florida State
- Tallied 10 points in win over Western Illinois
- Posted 12 points and five rebounds at #2 Iowa State
- Had seven points, six rebounds, two assists and a steal in win over Tennessee Tech
- Gathered five boards and scored eight points on in victory over #1 Michigan State
- Notched six points and collected seven rebounds in road victory over #14 Purdue
- Grabbed six boards and tallied eight points in win over Nebraska
- Collected eight rebounds and rejected one shot in road win over #4 Michigan State

### 2015-16 Game-by-Game

Opponent	Date	gs	min	Total		3-Pointers		Free throws		Rebounds				pf	a	t/o	blk	stl	pts	avg	
				fg-fga	pct	3fg-fga	pct	ft-fga	pct	off	def	tot	avg								
GARDNER-WEBB	11/13/15	*	22	3-6	.500	0-0	.000	5-7	.714	2	4	6	6.0	0	0	1	0	0	11	11.0	
COPPIN STATE	11/15/15	*	8	1-2	.500	0-0	.000	0-0	.000	2	3	5	5.5	3	0	1	0	0	2	6.5	
at Marquette	11/19/15	*	21	4-6	.667	0-0	.000	2-2	1.000	1	6	7	6.0	1	2	0	0	2	10	7.7	
vs DAYTON	11/26/15	*	23	1-2	.500	0-0	.000	4-4	1.000	1	7	8	6.5	3	0	1	0	0	6	7.3	
vs NOTRE DAME	11/27/15	*	24	7-9	.778	0-0	.000	0-0	.000	4	6	10	7.2	4	0	1	1	1	14	8.6	
vs WICHITA STATE	11/29/15	*	33	4-7	.571	0-0	.000	7-10	.700	5	2	7	7.2	2	2	3	0	0	15	9.7	
FLORIDA STATE	12/02/15	*	33	3-5	.600	0-0	.000	5-5	1.000	5	5	10	7.6	4	1	1	0	1	11	9.9	
UMKC	11/05/15	*	22	2-7	.286	0-0	.000	0-0	.000	2	4	6	7.4	1	1	1	0	0	4	9.1	
WESTERN ILLINOIS	12/07/15	*	18	4-6	.667	0-0	.000	2-2	1.000	3	1	4	7.0	1	1	1	0	1	10	9.2	
at Iowa State	12/10/15	*	35	5-9	.556	0-0	.000	2-2	1.000	1	4	5	6.8	3	1	3	1	0	12	9.5	
vs Drake	12/19/15	*	12	2-5	.400	0-0	.000	0-0	.000	1	0	1	6.3	1	1	1	0	1	4	9.0	
TENNESSEE TECH	12/07/15	*	18	3-4	.750	0-0	.000	1-2	.500	2	4	6	6.3	1	2	0	0	1	7	8.8	
MICHIGAN STATE	12/29/15	*	22	4-6	.667	0-0	.000	0-0	.000	2	3	5	6.2	4	0	0	0	0	8	8.8	
at Purdue	01/02/16	*	25	3-7	.429	0-0	.000	0-0	.000	3	4	7	6.2	1	0	2	0	1	6	8.6	
NEBRASKA	01/05/16	*	31	2-7	.286	0-0	.000	4-5	.800	2	4	6	6.2	3	0	1	1	0	8	8.5	
at Michigan State	01/14/16	*	31	2-6	.333	0-0	.000	0-2	.000	4	4	8	6.3	3	2	1	0	4	8.3		
MICHIGAN	01/17/16	*	28	5-7	.714	0-0	.000	2-2	1.000	2	4	6	6.3	1	2	0	0	1	12	8.5	
at RUTGERS	01/21/16	*	22	3-5	.600	0-0	.000	6-6	1.000	4	7	11	6.6	3	1	2	1	2	12	8.7	
PURDUE	01/24/16	*	23	4-6	.667	0-0	.000	5-6	.833	2	8	10	6.7	4	0	1	0	1	13	8.9	
at Maryland	01/28/16	*	26	5-6	.833	0-0	.000	1-3	.333	3	7	10	6.9	5	0	3	0	1	11	9.0	
NORTHWESTERN	01/31/16	*	14	0-2	.000	0-0	.000	0-0	.000	1	8	9	7.0	3	1	1	0	0	0	8.6	
PENN STATE	02/03/16	*	22	1-2	.500	0-0	.000	3-6	.500	2	13	15	7.4	2	0	2	2	0	5	8.4	
at Illinois	02/07/16	*	30	5-6	.833	0-0	.000	0-0	.000	5	9	14	7.7	1	4	2	0	0	10	8.5	
at Indiana	02/11/16	*	35	6-10	.600	0-0	.000	1-3	.333	9	6	15	8.0	3	1	1	0	0	13	8.7	
MINNESOTA	02/14/16	*	22	0-0	.000	0-0	.000	1-2	.500	0	5	5	7.8	4	1	1	0	0	1	8.4	
at Penn State	02/17/16	*	31	1-2	.500	0-0	.000	4-4	1.000	3	7	10	7.9	3	1	2	0	0	6	8.3	
WISCONSIN	02/24/16	*	34	2-3	.667	0-0	.000	2-4	.500	10	8	18	8.3	3	2	2	1	1	6	8.2	
at Ohio State	02/28/16	*	31	2-4	.500	0-0	.000	0-0	.000	3	6	9	8.3	3	0	4	0	1	4	8.0	
INDIANA	03/01/16	*	22	1-1	1.000	0-0	.000	2-5	.400	7	4	11	8.4	3	1	2	0	1	4	7.9	
at Michigan	03/05/16	*	29	4-7	.571	0-0	.000	1-2	.500	1	10	11	8.5	2	1	0	0	0	9	7.9	
vs Illinois	03/10/16	*	29	1-7	.143	0-0	.000	0-2	.000	5	5	10	8.5	1	0	2	0	0	2	7.7	
vs Temple	03/18/16	*	32	4-6	.667	0-0	.000	2-2	1.000	4	1	5	8.4	3	0	1	1	0	10	7.8	
Totals			32	808	94-168	.560	0-0	.000	62-88	.705	101	169	270	8.4	79	28	43	10	15	250	7.8

Games played: 32  
Minutes/game: 25.3  
Points/game: 7.8  
FG Pct: 56.0  
FT Pct: 70.5

Rebounds/game: 8.4  
Assists/game: 0.9  
Turnovers/game: 1.3  
Assist/turnover ratio: 0.7  
Steals/game: 0.5  
Blocks/game: 0.3

- Tallied 12 points and grabbed a team-high six rebounds in win over Michigan
- Scored 12 points and matched a career high in rebounds (11) to record third double-double of the year in road win over Rutgers; shot 6-of-6 from the charity stripe
- Recorded second straight double-double (13 points, 10 rebounds) in home win over #22 Purdue
- Became the first Hawkeye since Greg Brunner in 2006 to record his third straight double-double of the year at #7 Maryland (11 points & 10 rebounds)
- Led team with a game-high nine rebounds vs. Northwestern
- Led team with 15 boards -- his 13 defensive boards were the most by a Hawkeye since Kurt Looby (Nov. 13, 2006) -- and blocked two shots in home win over Penn State
- Recorded sixth double-double of the season at Illinois, scoring 10 points and grabbing a game-high 14 rebounds
- Posted second straight double-double, scoring 13 points and clearing 15 rebounds at #22 Indiana; matched career high in minutes played (35)
- Grabbed game-high 10 rebounds and scored six points in loss at Penn State
- Collected a career-high 18 rebounds (10 offensive), scored six points against Wisconsin

- Recorded a game-high nine rebounds and scored four points in loss at Ohio State
- Grabbed a game-high 11 rebounds and scored four points in home loss to #11 Indiana
- Tallied nine points and collected a game-high 11 boards at Michigan
- Hauled in 10 rebounds in loss to Illinois at the Big Ten Tournament
- Scored 10 points, including game winner as time expired, and grabbed five boards in overtime win over Temple

#### Personal Bests

**Points:** 16, 2x, last vs. Maryland, 2/8/15  
**Rebounds:** 18 vs. Wisconsin, 2/24/16  
**FGM:** 8 vs. Tennessee, 3/19/14  
**FGA:** 11 vs. Tennessee, 3/19/14  
**FTM:** 7, 3x, last vs. Wichita State, 11/29/15  
**FTA:** 12 vs. Michigan State, 1/28/14  
**Assists:** 6 at Michigan, 2/5/15  
**Steals:** 3, 2x, last at Nebraska, 2/23/15  
**Blocks:** 3, 3x, last vs. Penn State, 1/31/13  
**Minutes:** 35, 2x, last vs. Indiana, 2/11/16

#### CAREER STATISTICS

YEAR	G/GS	FG-A	PCT	3-PT	PCT	FT-A	PCT	RB	AVG	PF-FO	AS	TO	BK	ST	PTS	AVG
Fresh.	38/38	81-166	.488	0-0	.000	26-51	.510	181	4.8	96-1	22	48	29	16	188	4.9
Soph.	33/33	70-136	.515	0-0	.000	49-69	.710	130	3.9	84-2	27	34	19	18	189	5.7
Junior	34/33	87-178	.489	0-0	.000	49-85	.576	176	5.2	92-3	30	47	13	19	223	6.6
Senior	32/32	94-168	.560	0-0	.000	62-88	.705	270	8.4	79-1	28	43	10	15	250	7.8
TOTALS	137/136	332-648	.512	0-0	.000	186-293	.635	757	5.5	351-7	107	172	71	68	850	6.2

