

# 2012-13 IOWA HAWKEYE BASKETBALL GAME NOTES



**3 Final Fours**  
**8 Big Ten Championships**  
**2 Big Ten Tournament Titles**

**GAME 13 // COPPIN STATE (3-9) at IOWA (10-2)**  
**Saturday, Dec. 22, 2012 • 12:06 p.m. (CT)**  
**Iowa City, Iowa • Carver-Hawkeye Arena (15,400)**  
**Radio:** Hawkeye Radio Network; Sirius 93 and XM 191  
**Radio Talent:** Gary Dolphin (pxp), Bob Hansen (analyst)  
**TV:** BTN (BTN2GO)  
**TV Talent:** Eric Collins and Shon Morris  
**Live Stats / Audio:** [hawkeyesports.com](http://hawkeyesports.com)  
**Tickets:** \$14 for adults, and \$5 for youth and UI students

### Iowa Athletic Communications

3300 Carver-Hawkeye Arena, Iowa City, IA 52242  
 Phone: 319-335-9411 • Fax: 319-335-9417  
[hawkeyesports.com](http://hawkeyesports.com) • [hawkeyebasketball.com](http://hawkeyebasketball.com)

**MBB CONTACT: MATTHEW WEITZEL**  
**office:** 319-335-6590 • **cell:** 319-430-8176  
**email:** [matthew-weitzel@hawkeyesports.com](mailto:matthew-weitzel@hawkeyesports.com)  
**Twitter:** @BigWeitz

### 2012-13 Schedule / Results

#### 10-2 Overall, 0-0 Big Ten

Nov. 9	UT-Pan American	W, 86-55
Nov. 12	Central Michigan	W, 73-61
Nov. 15	Howard #	W, 66-36
Nov. 17	Gardner-Webb #	W, 65-56
Nov. 20	vs. Western Kentucky ^	W, 63-55
Nov. 21	vs. Wichita State ^	L, 63-75
Nov. 27	at Virginia Tech %	L, 79-95
Dec. 1	Texas A&M-Corpus Christi	W, 88-59
Dec. 4	South Dakota	W, 87-63
Dec. 7	Iowa State +	W, 80-71
Dec. 15	vs. UNI *	W, 80-73
Dec. 19	South Carolina State	W, 90-46
<b>Dec. 22</b>	<b>Coppin State</b>	<b>12:06 p.m.</b>
Dec. 31	Indiana	3 p.m.
Jan. 6	at Michigan	11 a.m.
Jan. 10	Michigan State	6 p.m.
Jan. 13	at Northwestern	4:30 p.m.
Jan. 19	Wisconsin	7:06 p.m.
Jan. 22	at Ohio State	5:31 p.m.
Jan. 27	at Purdue	2:36 p.m.
Jan. 31	Penn State	7 p.m.
Feb. 3	at Minnesota	12:06 p.m.
Feb. 6	at Wisconsin	8:06 p.m.
Feb. 9	Northwestern	3:36 p.m.
Feb. 14	at Penn State	8 p.m.
Feb. 17	Minnesota	1:06 p.m.
Feb. 21	at Nebraska	8 p.m.
Feb. 27	Purdue	7:36 p.m.
March 2	at Indiana	6:36 p.m.
March 5	Illinois	6:06 p.m.
March 9	Nebraska	1:21 p.m.
March 14	at Big Ten Tournament	TBD
March 15	at Big Ten Tournament	TBD
March 16	at Big Ten Tournament	TBD
March 17	at Big Ten Tournament	TBD

*all times listed are central*

# -- Cancun Challenge Preliminary Games  
 % -- ACC / Big Ten Challenge  
 + -- Iowa Corn Cy-Hawk Series  
 ^ -- Cancun Challenge - Cancun, Mexico  
 \* -- Hy-Vee Big 4 Classic - Des Moines, Iowa

### Pronunciation Guide

Kirk Speraw..... SPEAR-awe  
 Melsahn Basabe..... Bah-SAAB-ee  
 Mike Gesell.....GAH-zelle  
 Josh Oglesby.....Oh-gulls-BEE  
 Gabriel Olaseni..... Oh-lah-SHANE-ee

AP NR  
 ESPN NR  
 RPI 62

## IOWA HAWKEYES

**2012-13 Record:** 10-2  
**Big Ten Record:** 0-0  
**Head Coach:** Fran McCaffery  
**Career Record:** 290-216 (17th year)  
**Iowa Record:** 39-39 (3rd year)

**STATISTICAL LEADERS**  
**Points:** Roy Devyn Marble (16.1)  
**Rebounds:** Aaron White (6.8)  
**Assists:** Mike Gesell (3.6)  
**Steals:** Mike Gesell (1.3)  
**Blocks:** Melsahn Basabe (1.4)

### GAME INFORMATION

**Date:** Saturday, Dec. 22, 2012  
**Tip-off:** 12:06 p.m. (CT)  
**Location:** Iowa City, Iowa  
**Arena:** Carver-Hawkeye Arena (15,400)  
**Online:** BTN (BTN2GO)  
**Radio:** Sirius 93 and XM 191  
 WMT-AM 600 (Cedar Rapids)  
 WHO-AM 1040 (Des Moines)  
 KXIC-AM 800 (Iowa City)

### SERIES

**Series:** Iowa leads, 2-0  
**at Iowa City:** Iowa leads, 2-0  
**Last Meeting:** Dec. 2, 2006 (UI, 83-67)

### MULTIMEDIA

**Audio / Live Stats:** [hawkeyesports.com](http://hawkeyesports.com)  
**Twitter Updates:** @IowaHoops

AP NR  
 ESPN NR  
 RPI 271

## COPPIN STATE EAGLES

**2012-13 Record:** 3-9  
**MEAC Record:** 0-0  
**Head Coach:** Ron "Fang" Mitchell  
**Career Record:** 639-427 (35th year)  
**CSU Record:** 412-382 (27th year)

**STATISTICAL LEADERS**  
**Points:** Michael Murray (13.5)  
**Rebounds:** Michael Murray (10.7)  
**Assists:** Patrick Cole (2.5)  
**Steals:** Troy Franklin (2.6)  
**Blocks:** Charles leans (0.8)

### Game #13 Quick Hits

- Iowa has won five straight games and has its best start since the 2004-05 season. The Hawkeyes will be gunning for their first six-game win streak since December 2004.
- Roy Devyn Marble has averaged 28.5 points over the last two games, bolstered by 10-of-17 shooting from long distance (58.8 percent).
- Iowa has three players average in double digits the last three games: Roy Devyn Marble (21.0), Mike Gesell (13.0) and Aaron White (11.3). White also averages 7.7 boards the last three games.
- Iowa's first 12 games have been decided by seven points or more. Five of the Hawkeyes' 10 victories have come by a margin of 20 points or more.
- Aaron White leads the team in rebounding (6.8), free throws made (61) and attempted (80), and ranks second in scoring (13.1).
- Iowa ranks sixth in the country in free throw makes (18.8) and 14th in attempts (26.0).
- Iowa is 15-2 when scoring 80 points or more, the last three seasons. The Hawkeyes are 20-0 when holding opponents to fewer than 60 points, the last three years.
- Iowa has won 13 of its last 14 home games, including all eight this season, dating back to Feb. 1.
- Anthony Clemmons' 3.1 assist-to-turnover ratio ranks second in the country among freshmen.

### Iowa Projected Starting Lineup

 <b>G • 10 • Mike Gesell</b> 6-1 • 185 • Fr. • South Sioux City, NE <table border="1"> <tr><th>PTS</th><th>AST</th><th>FG%</th><th>FT%</th></tr> <tr><td>9.4</td><td>3.6</td><td>.414</td><td>.813</td></tr> </table>	PTS	AST	FG%	FT%	9.4	3.6	.414	.813	 <b>G • 25 • Anthony Clemmons</b> 6-1 • 192 • Fr. • Lansing, MI <table border="1"> <tr><th>PTS</th><th>AST</th><th>FG%</th><th>FT%</th></tr> <tr><td>4.1</td><td>3.3</td><td>.439</td><td>.429</td></tr> </table>	PTS	AST	FG%	FT%	4.1	3.3	.439	.429
PTS	AST	FG%	FT%														
9.4	3.6	.414	.813														
PTS	AST	FG%	FT%														
4.1	3.3	.439	.429														
 <b>G • 4 • Roy Devyn Marble</b> 6-6 • 194 • Jr. • Southfield, MI <table border="1"> <tr><th>PTS</th><th>REB</th><th>FG%</th><th>FT%</th></tr> <tr><td>16.1</td><td>4.1</td><td>.455</td><td>.768</td></tr> </table>	PTS	REB	FG%	FT%	16.1	4.1	.455	.768	 <b>F • 30 • Aaron White</b> 6-8 • 219 • So. • Strongsville, OH <table border="1"> <tr><th>PTS</th><th>REB</th><th>FG%</th><th>FT%</th></tr> <tr><td>13.1</td><td>6.8</td><td>.505</td><td>.763</td></tr> </table>	PTS	REB	FG%	FT%	13.1	6.8	.505	.763
PTS	REB	FG%	FT%														
16.1	4.1	.455	.768														
PTS	REB	FG%	FT%														
13.1	6.8	.505	.763														
		 <b>C • 34 • Adam Woodbury</b> 7-1 • 235 • Fr. • Sioux City, IA <table border="1"> <tr><th>PTS</th><th>REB</th><th>FG%</th><th>FT%</th></tr> <tr><td>6.6</td><td>5.2</td><td>.611</td><td>.542</td></tr> </table>	PTS	REB	FG%	FT%	6.6	5.2	.611	.542							
PTS	REB	FG%	FT%														
6.6	5.2	.611	.542														

## Inside the Numbers

	IOWA	CSU
Scoring Average	76.7	65.9
Scoring Defense	62.1	72.9
Scoring Margin	+14.6	-7.0
FG%	.446	.370
FG% Defense	.374	.444
FT%	.724	.661
3-PT FG%	.341	.286
3-PT FG% Defense	.274	.333
Rebound Margin	+6.6	-6.8
Assists Per Game	16.6	10.6
Turnovers Per Game	13.3	14.2
Steals Per Game	6.8	9.8
Blocks Per Game	5.3	2.0

## Miscellaneous Statistics

Double-Figure Scoring Games...					
Player	09-10	10-11	11-12	12-13	Career
Roy Devyn Marble	---	5	23	11	39
Melsahn Basabe	---	17	14	2	33
Roy Devyn Marble	---	5	23	4	32
Eric May	10	13	5	1	29
Aaron White	---	---	18	8	26
Zach McCabe	---	4	10	1	15
Mike Gesell	---	---	---	5	5
Josh Oglesby	---	---	6	3	9
Adam Woodbury	---	---	---	4	4
Anthony Clemmons	---	---	---	1	1

20-Point Scoring Games...					
Player	09-10	10-11	11-12	12-13	Career
Melsahn Basabe	---	5	---	---	5
Roy Devyn Marble	---	---	2	3	5
Aaron White	---	---	2	2	4
Zach McCabe	---	---	3	---	3
Eric May	---	1	1	---	2
Josh Oglesby	---	---	2	---	2
Mike Gesell	---	---	---	1	1

Double-Figure Rebounding Games...					
Player	09-10	10-11	11-12	12-13	Career
Melsahn Basabe	---	8	3	1	12
Aaron White	---	---	4	2	6
Zach McCabe	---	---	1	---	1
Eric May	1	---	---	---	1
Gabriel Olaseni	---	---	---	1	1

Double-Doubles...					
Player	09-10	10-11	11-12	12-13	Career
Melsahn Basabe	---	6	3	---	9
Aaron White	---	---	4	2	6
Eric May	1	---	---	---	1

4+ Three-Pointer Games...					
Player	09-10	10-11	11-12	12-13	Career
Josh Oglesby	---	---	3	1	4
Eric May	3	---	---	---	3
Roy Devyn Marble	---	---	1	2	3
Zach McCabe	---	1	---	1	2
Mike Gesell	---	---	---	1	1

5+ Assists Games...					
Player	09-10	10-11	11-12	12-13	Career
Roy Devyn Marble	---	---	11	1	12
Anthony Clemmons	---	---	---	4	4
Mike Gesell	---	---	---	3	3
Eric May	---	---	1	1	2

3+ Steals Games...					
Player	09-10	10-11	11-12	12-13	Career
Eric May	3	5	1	---	9
Roy Devyn Marble	---	---	7	2	9
Zach McCabe	---	1	2	---	3
Aaron White	---	---	2	1	3
Mike Gesell	---	---	---	3	3

3+ Blocks Games...					
Player	09-10	10-11	11-12	12-13	Career
Melsahn Basabe	---	4	3	2	9
Eric May	3	---	---	---	3
Gabriel Olaseni	---	---	1	2	3
Aaron White	---	---	2	---	2
Adam Woodbury	---	---	---	2	2
Roy Devyn Marble	---	---	1	---	1

## 2012-13 Margin of Victory/Defeat

Points	1	2	3	4	5	6	7	8	9	10+	15+	20+
Wins	0	0	0	0	0	0	1	1	2	1	0	5
Losses	0	0	0	0	0	0	0	0	0	1	1	0

## THE SETTING

Iowa (10-2), who has won five-straight games, remains home to host Coppin State (3-9) on Saturday. Tip-off is set for 12:06 p.m. on Mediacom Court at Carver-Hawkeye Arena.

Tickets are \$14 for adults, and \$5 for youth and UI students. Saturday is "UI Dance Marathon Day" -- \$10 tickets are available for all UI Dance Marathon family members.

## ON THE AIR

**Radio:** All Iowa games are broadcast on the Hawkeye Radio Network. Gary Dolphin handles the play-by-play, along with color commentator Bob Hansen. The network includes more than 40 stations that blanket the state of Iowa and include portions of Illinois, Nebraska, Minnesota, Missouri and Wisconsin. The Hawkeye Radio Network coverage includes a 60-minute pregame show.

**Television:** Saturday's game will be televised on BTN. Eric Collins and Shon Morris will call the action. The game is also available online, and on your phone or tablet at BTN2GO.

## HAWKEYES ROUT SOUTH CAROLINA STATE

- Iowa held South Carolina State to 46 points, which is the third fewest output by a Hawkeye opponent under Fran McCaffery.
- Junior Roy Devyn Marble poured in 27 points, bolstered by 6-of-8 shooting from behind the arc, in only 22 minutes of action in a 90-46 victory over South Carolina State.
- Iowa outscored the Bulldogs 17-5 at the free throw line and drained 11 triples compared to only five for the visitors. The 11 treys are the third most by a Hawkeye team under Fran McCaffery.
- Sophomore Gabriel Olaseni posted career bests in rebounds (10) and blocks (4). He also made all four free-throw attempts to improve to a perfect 12-of-12 for the season.
- The backcourt duo of Mike Gesell and Anthony Clemmons combined for 14 assists and only three turnovers. Gesell also had personal bests in rebounds (6) and steals (3).
- Twelve of Iowa's 13 players who saw action scored two points or more.
- The Hawkeyes grabbed a season-high 56 rebounds. The 56 boards equal the most by an Iowa team under Fran McCaffery (Brown on Dec. 3, 2011).
- Sophomore Josh Oglesby did not see action due to injury. It is hopeful he will return on Saturday.
- Sophomore walk-on Kyle Kenning registered career bests in scoring (6) and assists (2).
- Iowa's bench contributed 39 points, which is the second highest output this season (44 against A&M-Corpus Christi). Iowa's reserves average 26.3 points per game this year.

## 2012-13 Iowa Hawkeye Roster

No.	Name	Pos.	Ht.	Wt.	Yr.	Hometown (High School/College)
0	Gabriel Olaseni	C	6-10	229	So.	London, England (Sunrise Christian Academy - Kan.)
1	Melsahn Basabe	F	6-7	221	Jr.	Glen Cove, N.Y. (St. Mark's)
2	Josh Oglesby	G	6-5	202	So.	Cedar Rapids, Iowa (Washington)
4	Roy Devyn Marble	G/F	6-6	194	Jr.	Southfield, Mich. (Lathrup)
5	Anthony Clemmons	G	6-1	192	Fr.	Lansing, Mich. (Sexton)
10	Mike Gesell	G	6-1	185	Fr.	South Sioux City, Neb. (South Sioux City)
11	Christopher Rickert	F	6-3	180	Sr.	Sioux City, Iowa (Bishop Heelan)
13	Kyle Denning	G	6-2	165	So.	Cedar Falls, Iowa (Northern University HS)
15	Zach McCabe	F	6-7	235	Jr.	Sioux City, Iowa (Bishop Heelan)
20	Jarrod Uthoff	F	6-8	200	Fr.-RS	Cedar Rapids, Iowa (Jefferson)
24	Patrick Ingram	G	6-2	211	Fr.	Indianapolis, Ind. (North Central)
25	Eric May	F	6-5	219	Sr.	Dubuque, Iowa (Wahlert)
30	Aaron White	F	6-8	218	So.	Strongsville, Ohio (Strongsville)
34	Adam Woodbury	C	7-1	235	Fr.	Sioux City, Iowa (East)
35	Darius Stokes	F	6-7	203	So.	Cedar Rapids, Iowa (Linn-Mar)
42	Kyle Meyer	F	6-10	222	Fr.	Alpharetta, Ga. (Northview)

Head Coach: Fran McCaffery

Assistant Coaches: Kirk Speraw, Sherman Dillard, Andrew Francis

## Head Coach Fran McCaffery

Fran McCaffery is in his third season as the head basketball coach at the University of Iowa and his 17th year overall as a college head coach. McCaffery spent five seasons (2005-10) as the head coach at Siena, six years at UNC-Greensboro (1999-2005) and three seasons at Lehigh (1985-88) before joining the Hawkeyes.



McCaffery has three decades of Division I coaching experience. He completed his 30th season as a collegiate coach in 2012, which includes 16 years as a head coach and 14 as an assistant.

McCaffery, 53, holds a career mark of 290-216 (.573) and guided his teams to seven postseason appearances (five NCAA, two NIT). He is 39-39 (.500) at Iowa.

McCaffery's five years at Siena were the best in its 70-year history. He led the Saints on an incredible run that ended with three straight Metro Atlantic Athletic Conference championships and NCAA Tournament appearances. In so doing, Siena became the only program in the country to win its regular season and postseason title the last three years.

McCaffery's Saints owned a 112-51 (.687) record in his five years with the program. He guided the Saints to four consecutive 20-win seasons, something that has never been accomplished before at the Siena.

The 2009 MAAC Coach of the Year and 2010 District I Coach of the Year is the third winningest coach, by percentage, in league history (68-22, .756). He is the only coach to guide a MAAC program to two NCAA Tournament wins. McCaffery led his 2008 and 2009 teams to first round NCAA Tournament victories over Vanderbilt and Ohio State, respectively.

In his final two seasons at Siena, he coached the Saints to back-to-back 27-win campaigns and boasted a combined 39-3 (.929) record against MAAC opponents, which included MAAC Tournament contests.

McCaffery began his coaching career as an assistant at Penn (1982-83) and Lehigh (1983-85). Then at age 26, he became the nation's youngest Division I head coach when hired by Lehigh in 1985. After three seasons as head coach at Lehigh, he spent 11 seasons as an assistant at Notre Dame (1988-99).

McCaffery played basketball at Wake Forest his freshman year (1977-78) and then concluded his collegiate playing career at Penn his final three seasons (1979-82).

He earned his B.S. degree in Economics from The Wharton School (Penn) in 1982. McCaffery also earned a Master of Education from Lehigh in 1985.

### COACHING HONORS

NABC District I Coach of the Year, 2009-10  
MAAC Coach of the Year, 2008-09

### HEAD COACHING EXPERIENCE

Lehigh (1985-88): .....49-39 (.557); 8-6 (.571) League  
UNC-Greensboro (1999-05).....90-87 (.508); 49-47 (.510) League  
Siena (2005-10) .....112-51 (.687); 68-22 (.756) League  
Iowa (2010-present): .....39-39 (.500); 12-24 (.333) League

## McCaffery File

**Born:** May 23, 1959  
**Hometown:** Philadelphia, Pa.  
**High School:** LaSalle, 1977  
**College:** B.S. in Economics, The Wharton School (Penn), 1982  
Master of Education, Lehigh, 1985  
**Family:** Wife, Margaret  
Sons, Connor, Patrick and Jonathan Francis  
Daughter, Marit Katherine  
Brother, Jack (sportswriter in Philadelphia area)

### Coaching Honors

MAAC Coach of the Year, 2009  
NABC District I Coach of the Year, 2009-10

### Coaching History (30 years)

1982-83	Assistant Coach, Penn
1983-85	Assistant Coach, Lehigh
1985-88	Head Coach, Lehigh
1988-99	Assistant Coach, Notre Dame
1999-05	Head Coach, UNC-Greensboro
2005-10	Head Coach, Siena
2010-present	Head Coach, University of Iowa

### Coaching Chart

Overall (16 seasons): 280-214 (.567)  
At Iowa (two seasons): 29-37 (.439)  
At Siena (five seasons): 112-51 (.688)  
At UNCG (six seasons): 90-87 (.508)  
At Lehigh (three seasons): 49-40 (.551)  
NCAA Tournament (five appearances\*): 2-5  
NIT (two appearances): 1-2

*\*McCaffery is the first coach to bring three different programs from one-bid leagues to the NCAA Tournament (conferences that sent just one team the year his program advanced).*

### McCaffery in Postseason Play

1988	NCAA Tournament - - Lehigh
1989	NCAA Tournament - - Notre Dame
1990	NCAA Tournament - - Notre Dame
1992	NIT - - Notre Dame
1997	NIT - - Notre Dame
2001	NCAA Tournament - - UNC-Greensboro
2002	NIT - - UNC-Greensboro
2008	NCAA Tournament - - Siena
2009	NCAA Tournament - - Siena
2010	NCAA Tournament - - Siena
2012	NIT - - Iowa

### Playing Experience

Wake Forest, 1977-78  
Penn, 1979-82

## 2012-13 Big Ten Standings/Schedule

Team	Big Ten	Pct.	Overall	Pct.
Illinois	0-0	.000	12-0	1.000
Michigan	0-0	.000	11-0	1.000
Minnesota	0-0	.000	11-1	.917
Indiana	0-0	.000	10-1	.909
Ohio State	0-0	.000	9-1	.900
<b>IOWA</b>	<b>0-0</b>	<b>.000</b>	<b>10-2</b>	<b>.833</b>
Michigan State	0-0	.000	10-2	.833
Northwestern	0-0	.000	8-3	.727
Nebraska	0-0	.000	7-3	.700
Wisconsin	0-0	.000	7-4	.636
Penn State	0-0	.000	6-4	.600
Purdue	0-0	.000	5-6	.455

### Friday, Dec. 21

Florida Atlantic at Indiana, 6 p.m.  
 Eastern Michigan at Michigan, 7:30 p.m.  
 Stanford at Northwestern, 8 p.m.

### Saturday, Dec. 22

#### Coppin State at Iowa, Noon

Texas at Michigan State, 1 p.m.  
 Kansas at Ohio State, 3 p.m.  
 Missouri vs. Illinois, 5 p.m.  
 Lafayette at Minnesota, 6 p.m.  
 Central Michigan vs. Nebraska, 6 p.m.  
 Milwaukee at Wisconsin, 8:15 p.m.

All times are central

### IOWA STATISTICAL CATEGORY LEADERS

LED IN SCORING:	White (5)
REACHED DOUBLE FIGURES:	Marble (11)
30+ POINT GAMES:	Marble (1)
20+ POINT GAMES:	Marble (3)
LED IN REBOUNDING:	White (5)
DOUBLE-FIGURE REBOUNDS:	White (2)
DOUBLE-DOUBLES:	White (2)
LED IN ASSISTS:	Gesell (5)
LED IN STEALS:	Gesell (5)
LED IN BLOCKS:	Olaseni (5)
5+ FTA GAMES:	White (8)

\*includes ties for team lead

### LATE GAME CLUTCH FREE THROW SHOOTING

IN FINAL FIVE MINUTES OF GAME			
Player	FTM	FTA	Pct.
Melsahn Basabe	2	2	1.000
Gabriel Olaseni	2	2	1.000
Mike Gesell	9	11	.818
Roy Devyn Marble	14	18	.778
Eric May	3	4	.750
Aaron White	7	10	.700
Zach McCabe	2	4	.500
Anthony Clemmons	1	2	.500
Darius Stokes	1	2	.500
Pat Ingram	2	6	.333
Josh Oglesby	0	1	.000
<b>TOTALS</b>	<b>43</b>	<b>62</b>	<b>.694</b>

IN FINAL TWO MINUTES OF GAME			
Player	FTM	FTA	Pct.
Gabriel Olaseni	2	2	1.000
Mike Gesell	9	11	.818
Roy Devyn Marble	8	12	.667
Aaron White	5	8	.625
Pat Ingram	2	4	.500
Darius Stokes	1	2	.500
Zach McCabe	1	2	.500
Eric May	1	2	.500
Josh Oglesby	0	1	.000
<b>TOTALS</b>	<b>29</b>	<b>42</b>	<b>.690</b>

IN FINAL ONE MINUTE OF GAME			
Player	FTM	FTA	Pct.
Roy Devyn Marble	4	4	1.000
Pat Ingram	2	2	1.000
Mike Gesell	8	10	.800
Aaron White	5	6	.833
Zach McCabe	1	2	.500
Eric May	1	2	.500
Josh Oglesby	0	1	.000
<b>TOTALS</b>	<b>21</b>	<b>27</b>	<b>.778</b>

## 2012-13 Captains

Iowa captains are senior Eric May and junior Roy Devyn Marble

### HAWKEYE FASTBREAKS

- Saturday will be Iowa's fifth home game in six outings, with the other game being played on a neutral court in Des Moines.
- Iowa's RPI was ranked 174 on Dec. 16, 2011. A year later, the Hawkeyes are ranked 62 in the RPI after starting their season 10-2.
- Iowa has posted 80 points or more in each of its last three contests (83.3 avg.).
- The Hawkeyes have played 10 players or more in 11 of their 12 games. The only contest in which it did not play 10 players was Iowa State (nine players). Iowa has nine players who average 16 minutes or more of action.
- Freshman guards Mike Gesell and Anthony Clemmons have combined to post eight assists to one or fewer turnovers three times. Gesell against South Carolina State (8:1), and Clemmons vs. South Dakota (8:0) and Iowa State (8:1).
- Iowa has made (226) more free throws than its opponents have attempted (201), which is a staple of Fran McCaffery-coached teams.
- The Hawkeyes have four players who have made 10 or more triples: Marble (20), Oglesby (17), Gesell (15), and McCabe (12).
- Iowa is the only team with three players ranked in the Big Ten top 15 in assists: Mike Gesell (43), Anthony Clemmons (40), and Roy Devyn Marble (36).
- The Hawkeyes have drained 11 or more 3-pointers in their last two games, making 12 against UNI and 11 versus South Carolina State.
- Iowa has had an attendance figure of 10,500 fans or greater at all eight home contests, including a season-high of 15,127 against Iowa State on Dec. 7.
- Iowa blocked 10 shots vs. UT-Pan American in its season opener, the most by an Iowa team since Nov. 14, 2005 (Md.-Eastern Shore).
- Iowa's 12 triples vs. UNI are the second most by a Fran McCaffery-coached Iowa team. Roy Devyn Marble's 30 points and 14 free throws made rank third and first, respectively, the last three seasons under Fran McCaffery.
- Iowa started three freshmen in its last five outings: Anthony Clemmons, Mike Gesell and Adam Woodbury. The last time the Hawkeyes started three rookies (Aaron Fuller, Matt Gatens and Anthony Tucker) was on Dec. 2, 2008 at Boston College.

### MARBLE, GESELL EARN WEEKLY HONORS

Roy Devyn Marble was recognized by College Sports Madness as its Big Ten Player of the Week on Dec. 17 for his 30-point performance against Northern Iowa last weekend. The 30 points are a season high and Wells Fargo Arena record. He also posted personal bests in free throws made (14) and attempted (19).

Mike Gesell was named Big Ten Freshman of the Week and ESPN National Freshman of the Weekend. He posted personal bests in scoring (23), 3-pointers made (4), and free throws made (7) and attempted (9) against Northern Iowa. Gesell shot 66.7 percent from the floor (6-of-9), including 66.7 percent from 3-point range (4-of-6).

### HEATING UP

Roy Devyn Marble's game has soared as of late, rising to fourth in Big Ten scoring (16.1 ppg) after 12 games. He has scored in double digits in all but one game this year.

In Iowa's last three games, the junior has averaged 21 points, 3.3 rebounds, 1.7 assists and one steal. The last two outings, he scored a combined 57 points (28.5 avg.), bolstered by 10-of-17 (.588) shooting from long distance. He drained a season-best 6-of-8 from 3-point range on Wednesday against South Carolina State.

### 'TIS THE SEASON FOR GIVING

Iowa has done an outstanding job sharing the basketball this season. The Hawkeyes have assisted on 64.6 percent of its field goal makes (199 assists on 308 field goals), a rate that is 14th best in the country.

Iowa has assisted on 71 percent of its field goal makes the last five games (103 assists on 145 made field goals). The Hawkeyes assisted on 85.7 percent of their field goals versus UNI (18 assists on 21 field goals) and 71 percent against South Carolina State (22 assists on 31 field goals).

## Iowa Athletic Communications

5300 Carver-Hawkeye Arena, Iowa City, IA 52242  
Phone: 319-335-9411 • Fax: 319-335-9417  
[hawkeyesports.com](http://hawkeyesports.com) • [hawkeyebasketball.com](http://hawkeyebasketball.com)

### MBB CONTACT: MATTHEW WEITZEL

office: 319-335-6590 • cell: 319-430-8176  
email: [matthew-weitzel@hawkeyesports.com](mailto:matthew-weitzel@hawkeyesports.com)  
Twitter: @BigWeitz

## Practice Coverage

All Iowa men's basketball practices are closed to the media and public.

## Coach and Player Interviews

Media interested in setting up interviews with players and/or coaches need to coordinate their requests through Matthew Weitzel in the Iowa Athletic Communications Office.

## Social Media

In addition to obtaining the most up-to-date information on Iowa's official website: [hawkeyesports.com](http://hawkeyesports.com), fans and media can also get additional information, notes, photos, promotions, videos and more via Iowa basketball's social media sites. Follow Hawkeye hoops on Twitter (@IowaHoops) and on Facebook ([facebook.com/hawkeyebasketball](https://www.facebook.com/hawkeyebasketball)).

## Press Conferences

Following is a list of dates for basketball news conferences with Fran McCaffery. The news conferences take place in the Media Room on the ground floor of Carver-Hawkeye Arena. Selected players will be available after McCaffery meets with the media.

Following are the news conference dates:

Dec.	29th (TBD)		
Jan.	8th (TBD)	17th (TBD)	29th (2 pm)
Feb.	8th (2 pm)	25th (2 pm)	
March	7th (2 pm)	TBD	

## Big Ten Tele-Conferences

Media have an opportunity to ask questions to each Big Ten coach every Monday morning beginning Jan. 9. For a detailed schedule and phone number, email Valerie Todryk Krebs at the Big Ten office: [vtodrvk@bigten.org](mailto:vtodrvk@bigten.org).

Coach McCaffery speaks for 10 minutes starting at 9:10 a.m. (CT).

## Postgame Interviews

Postgame press conferences include both head coaches in the Media Room. Requested Iowa players will also be available in the Media Room while visiting players outside their locker room.

## ALL-TIME SERIES

Iowa is 2-0 all-time against Coppin State; beating the Eagles 87-73 on Dec. 23, 1998 and 83-67 on Dec. 2, 2006. Both games were played in Iowa City. Coppin State is a member of the Mid-Eastern Athletic Conference (MEAC). The Hawkeyes are 12-0 all-time against current teams from that conference, including beating Howard (66-36) and South Carolina State (90-46) earlier this season.

## SCOUTING COPPIN STATE

- Saturday will be the fifth contest of a seven-game road trip for Coppin State. The Eagles won Wednesday night at Towson, 64-61. After Saturday, Coppin State will visit Arizona State and Akron.
- The Eagles enter Saturday's game winners of two of their last three, beating UMBC (80-61) and Towson (64-61), but falling to Wagner in overtime (77-65).
- Junior Michael Murray averages a double-double (13.5 points and 10.7 rebounds). Murray ranks second in the country in double-doubles (nine).
- Three Eagles scored in double figures in their 3-point win at Towson on Wednesday: Patrick Cole (16), Michael Murray (15), and Andre Armstrong (14).
- Coppin State ranks 18th in the country in steals (9.8). Troy Franklin ranks 15th nationally in thefts (2.6).
- Coppin State freshman Zach Burnham hails from Davenport, Iowa (Central HS).
- The Eagles played at then-No. 1 Indiana on Dec. 1, falling 87-51.
- Coppin State is 2-7 in games away from home this year (0-2 on neutral courts).

## LEADING THE TEAM

Following is the number of times a player led Iowa in scoring, rebounding, assists and steals. If two or more players tied for the team lead, all were credited for that game:

Player	Scoring	Rebounding	Assists	Steals	Blocks
Melsahn Basabe	1	2	---	---	3
Aaron White	6	6	---	2	1
Roy Devyn Marble	4	1	4	4	1
Eric May	---	1	---	---	---
Mike Gesell	1	---	5	5	---
Zach McCabe	---	---	---	1	1
Josh Oglesby	1	---	---	---	1
Eric May	---	2	2	3	---
Gabriel Olaseni	---	2	---	1	5
Anthony Clemmons	---	---	3	1	---
Adam Woodbury	---	1	---	---	2

## CLEMMONS PROVIDING SPARK

Since Anthony Clemmons was first inserted into the Hawkeye starting lineup (Dec. 1), he has provided a spark. The native of Lansing, Mich., had a personal-best 14 points, including making two key buckets in the later stages of the second half, against Iowa State. Clemmons has registered 27 assists to only six turnovers (4.5 ratio) in his four starts.

Clemmons' 3.1 assist-to-turnover ratio this year ranks 26th nationally and second-best among freshmen (James Robinson, Pittsburgh).

## BASABE, MAY, OGLESBY LEADING HAWKEYE RESERVES

Junior Melsahn Basabe, sophomore Josh Oglesby, and senior Eric May have been Iowa's leaders off the bench.

Basabe is averaging 7.5 points and 4.4 rebounds. He also has rejected a team-best 16 shots, blocking four shots in two games (Central Michigan and Western Kentucky).

May is averaging 4.4 points, 3.3 rebounds and 1.5 assists. He dished out a career-high seven assists in Iowa's win over UNI on Dec. 15. His scoring numbers have been aided by his ability to attack the basket and get to the free throw line in the early stages of the season. May is 18-of-23 (.783) from the charity stripe through 12 games. Last season, May was 15-of-24 (.610) from the foul line in 33 contests.

Seventeen of Oglesby's 20 field goals have come from beyond the arc (80 percent of his scoring). The sophomore averages 5.8 points in the early stages of the season. Oglesby has made two or more triples in five of the last six outings played. He missed Wednesday's game against South Carolina State due to injury.

## Peter Jok Signs With Hawkeyes

University of Iowa Men's Basketball Coach Fran McCaffery announced today that Peter Jok has signed a National Letter of Intent to attend the University of Iowa.

"We are thrilled that Peter Jok is going to become part of the Hawkeye family," said McCaffery. "He has a complete skillset that will be a great asset to our team. He's an excellent athlete who can play four different positions, and is a terrific 3-point shooter. Peter is exactly what we are looking for in this class."

Jok is a 6-foot-6, 200-pound guard born in Sudan, who played his first two years as a prep at Des Moines Roosevelt, and his last two at West Des Moines Valley. Last season at Valley, Jok earned second team all-conference honors after averaging 10.2 points. He hit 86 percent of his free throws, grabbed 4.3 rebounds and made 37 percent of his 3-point attempts. Jok's high school coach at Valley is Jeff Horner, Iowa's all-time assist leader.

As a sophomore at Roosevelt, Jok averaged 18.5 points and seven rebounds and was a second team all-state and first team all-conference honoree. He was also one of 30 high school freshmen invited to the Nike Top 100 Camp in St. Louis in 2010, and participated in the 2012 NBA Players Association Top 100 Camp.

Jok played AAU basketball on the All-Iowa Attack.

Jok will join Jarrod Uthoff, who transferred to Iowa from the University of Wisconsin this year, on the 2013-14 active Iowa roster.

## WELCOME FRESHMEN

Iowa welcomes five newcomers to the fold for 2012-13. The newest Hawkeyes include guards Anthony Clemmons, Pat Ingram and Mike Gesell; forward Kyle Meyer and center Adam Woodbury. The class ranks 25th in the nation by [ESPN.com](http://ESPN.com).

## HAWKEYES SPLIT AT CANCUN CHALLENGE

Iowa split its two games at the Cancun Challenge. The Hawkeyes beat Western Kentucky 63-55 in the semifinals, but fell to Wichita State 75-63 in the championship. Aaron White and Roy Devyn Marble were named to the all-tournament team.

The Hawkeyes had three players score 21 points each in the two games (10.5 avg.): Eric May, Mike Gesell and Marble.

White tied the Cancun Challenge record for most free throws made in the four tournament games with 28. White tied Ryan Thompson of Rider (2009). Iowa won preliminary round games against Howard and Gardner-Webb in Iowa City.

## WHITE, WOODBURY RECEIVE PRESEASON RECOGNITION

Sophomore Aaron White has been named preseason third team All-Big Ten by the website *College Sports Madness*, while Adam Woodbury was named by [CBSSports.com](http://CBSSports.com) as a top 30 freshman to make an impact.

White, who was named to the 2012 Kyle Macy Freshman All-America team, averaged 11.1 points and a team-best 5.7 rebounds a year ago.

Woodbury, is a three-time all-state honoree, and was tabbed MVP of the NBA Top 100 Camp in 2011. The 7-foot-1 center topped 1,000 career points and rebounds in his prep career for Sioux City East High School.

## COACHING EXPERIENCE

Fran McCaffery has assembled one of the most experienced coaching staffs in the country. Assistant coaches Kirk Speraw, Sherman Dillard and Andrew Francis have over six decades of combined coaching experience. Furthermore, the entire coaching staff combines for 48 years of head coaching experience.

Director of basketball operations Jerry Strom is in his 32nd season as a member of the Iowa basketball staff. Additionally, Iowa's video coordinator, Al Seibert, has 18 years of collegiate coaching experience.

## IOWA HISTORY

Iowa has played 2,671 games since beginning basketball in 1902. Iowa's overall record is 1,605-1,066 (.601). That includes a 964-353 (.732) record in home games, a 551-723 (.433) record in contests away from Iowa City, a 711-728 (.494) mark in Big Ten games and a 370-117 (.760) record in Carver-Hawkeye Arena.

## HAWKEYEBASKETBALL.COM

Check out the Iowa basketball team's new website, [HawkeyeBasketball.com](http://HawkeyeBasketball.com), devoted to everything on-and-off-the-court surrounding the program.

[HawkeyeBasketball.com](http://HawkeyeBasketball.com), allows fans a chance to go behind the scenes with the Hawkeye basketball program on and off the court. The site is complete with exclusive videos, photo galleries and content featuring the basketball program.

[HawkeyeBasketball.com](http://HawkeyeBasketball.com) will be updated throughout the year with exclusive videos, including and game highlights, along with news stories and other content.

## BLOCK PARTY

Last season, Iowa amassed 199 blocks in 35 games (3.4 per game). So far this season, the Hawkeyes have been credited with 64 rejections (5.3 per contest), which rank second in the conference.

Melsahn Basabe leads the team with 17 blocked shots, sophomore Gabriel Olaseni has 16, while freshman Adam Woodbury has 11. Olaseni, who ranks fifth in Big Ten blocks (1.5), swatted a career-high four shots in Iowa's win over South Carolina State.

## NUMBER OF THE WEEK -- 6

Gabriel Olaseni has given the Hawkeyes a spark off the bench. The sophomore center averages six points and six rebounds in his last four games played. He also has blocked an average of 2.8 blocks during that span, rejecting two or more in all four contests.

## IOWA POSTS LARGEST COMEBACK IN SCHOOL HISTORY

Iowa trailed Gardner-Webb by 23 points (38-15) with 13 seconds left in the first half on Nov. 17 in Iowa City. Sophomore Josh Oglesby drained three free throws after being fouled on a 3-point attempt with one second remaining in the half to cut the deficit to 20 (38-18) at halftime. The Hawkeyes rallied in the second half and ultimately won by nine points (65-56), which is a 32-point swing. The comeback is believed to be the largest in school history.

The last team in the country to overcome a 20+ halftime deficit was Harvard, which trailed Brown by 22 points (53-31) and won 85-78 on Feb. 12, 2011.

The last Big Ten team to overcome a 20+ halftime deficit was Illinois, which trailed at Clemson by 20 points (47-27) and won 76-74 on Dec. 2, 2009.

## Iowa in Big Ten Statistics

Category	All Games		Big Ten	
	Stat	Rank	Stat	Rank
3-PT FG Defense	.274	1st	---	---
Blocked Shots	5.3	2nd	---	---
Free Throw %	.724	2nd	---	---
Assists	16.6	3rd	---	---
FG% Defense	.374	5th	---	---
Scoring Offense	76.7	5th	---	---
Ast./TO Ratio	1.2	6th	---	---
3-Pt. FG Per Game	6.5	7th	---	---
Steals	6.8	7th	---	---
Rebounding Margin	+6.6	7th	---	---
Field Goal %	.446	7th	---	---
Scoring Margin	+14.6	7th	---	---
3-Pt. Field Goal %	.341	7th	---	---
Turnover Margin	+1.3	8th	---	---
Scoring Defense	62.1	10th	---	---

Category	Player	All Games		Big Ten	
		Stat	Rank	Stat	Rank
Blk. Shots	Gabriel Olaseni	1.5	5th	---	---
	Melsahn Basabe	1.4	7th	---	---
Rebounding	Aaron White	6.8	11th	---	---
Scoring	Roy Devyn Marble	16.1	4th	---	---
	Aaron White	13.1	18th	---	---
Assists	Mike Gesell	3.6	9th	---	---
	Anthony Clemmons	3.3	12th	---	---
	Roy Devyn Marble	3.0	14th	---	---
	Anthony Clemmons	3.1	5th	---	---
Ast/TO Ratio	Mike Gesell	1.7	10th	---	---
	Roy Devyn Marble	1.4	12th	---	---
FT%	Roy Devyn Marble	.768	15th	---	---
Steals	Mike Gesell	1.3	15th	---	---
3-Pt FG%	Roy Devyn Marble	.426	8th	---	---

## IOWA HEADSHOTS AVAILABLE ONLINE

Up-to-date head shots of all Iowa players and coaches are available on the internet at [pics.hawkeyesports.com](http://pics.hawkeyesports.com). Contact the Iowa Athletic Communications office if you are in need of additional photos.

## HAWKEYE DEFENSE IMPROVING

Last year, Iowa allowed opponents 72.5 points per contest. Through 12 games in 2012, Iowa is yielding 62.1 points. Iowa held Howard to 36 points on Nov. 15, which were the fewest points a Hawkeye team allowed since a 61-36 win over Bryant on Dec. 5, 2008.

## IN NATIONAL STATISTICS...

Iowa ranks 32nd in the country in blocked shots (5.3); 37th in assists (16.6); and 38th in 3-point field goal percentage defense (.274). Individually, Anthony Clemmons ranks 26th in assist/turnover ratio (3.1).

## IOWA'S STATISTICAL COMPARISONS

	All Games	Big Ten	Home Games	Away Games	Iowa Wins	Iowa Losses
Record	10-2	0-0	8-0	2-2	10-0	0-2
Points	76.7	---	79.4	71.2	77.8	71.0
Opp. Pts	62.1	---	55.9	74.5	57.5	85.0
FG%	.446	---	.458	.417	.456	.391
FG Def.	.374	---	.345	.433	.355	.474
3-PT%	.341	---	.323	.378	.344	.324
3-pt. Def.	.274	---	.279	.264	.267	.314
FT%	.724	---	.712	.746	.714	.772
REB	40.6	---	44.1	33.5	42.7	30.0
AST	16.6	---	18.4	13.0	17.6	11.5
TO	13.3	---	12.9	14.3	13.6	12.0
STL	6.8	---	8.3	3.8	7.7	2.0
BLK	5.33	---	5.3	5.5	5.5	5.0

## ON THE HORIZON

The Hawkeyes will open Big Ten play on New Year's Eve Day (Dec. 31) against nationally-ranked Indiana. Tip-off is set for 3 p.m. (CT) on Mediacom Court at Carver-Hawkeye Arena.

## Last Three Games Statistics

#	Player	gp-gs	min	avg	Total			3-Point		F-Throw		Rebounds				pf	dq	a	to	blk	stl	pts	avg
					fg-fga	fg%	3fg-fga	3fg%	ft-fga	ft%	off	def	tot	avg									
04	Marble, Roy Devyn	3-3	96	32.0	16-37	.432	10-21	.476	21-27	.778	1	9	10	3.3	4	0	5	2	2	3	63	21.0	
10	Gesell, Mike	3-3	75	25.0	9-22	.409	5-13	.385	16-18	.889	3	10	13	4.3	5	0	13	9	0	8	39	13.0	
30	White, Aaron	3-3	80	26.7	11-26	.423	2-7	.286	10-15	.667	4	19	23	7.7	3	0	7	3	3	3	34	11.3	
02	Oglesby, Josh	2-0	39	19.5	5-10	.500	4-9	.444	0-0	.000	1	3	4	2.0	0	0	4	3	0	3	14	7.0	
15	McCabe, Zach	3-0	41	13.7	7-14	.500	2-7	.286	2-3	.667	2	7	9	3.0	8	0	2	1	0	2	18	6.0	
13	Denning, Kyle	1-0	5	5.0	2-3	.667	2-3	.667	0-0	.000	1	0	1	1.0	1	0	2	1	0	0	6	6.0	
05	Clemmons, Anthony	3-3	65	21.7	7-13	.538	2-3	.667	2-5	.400	2	4	6	2.0	8	0	14	5	0	0	18	6.0	
01	Basabe, Melsahn	3-0	42	14.0	8-17	.471	0-0	.000	1-2	.500	3	7	10	3.3	3	0	2	6	4	1	17	5.7	
34	Woodbury, Adam	3-3	50	16.7	7-12	.583	0-0	.000	2-6	.333	4	13	17	5.7	6	0	0	4	0	1	16	5.3	
00	Olaseni, Gabriel	2-0	31	15.5	3-7	.429	0-0	.000	4-4	1.000	7	7	14	7.0	1	0	0	1	6	2	10	5.0	
11	Rickert, Christopher	1-0	4	4.0	2-2	1.000	0-0	.000	0-0	.000	0	2	2	2.0	0	0	0	0	0	0	4	4.0	
25	May, Eric	3-0	43	14.3	4-9	.444	1-2	.500	0-0	.000	4	1	5	1.7	6	0	9	1	0	1	9	3.0	
24	Ingram, Pat	1-0	21	21.0	1-3	.333	0-1	.000	0-2	.000	0	3	3	3.0	1	0	3	1	0	1	2	2.0	
35	Stokes, Darius	1-0	8	8.0	0-2	.000	0-2	.000	0-0	.000	1	4	5	5.0	0	0	0	2	0	0	0	0.0	
Team											6	1	7				1						
Total.....		3	600		82-177	.463	28-68	.412	58-82	.707	39	90	129	43.0	46	0	61	40	15	25	250	83.3	
Opponents.....		3	600		71-192	.370	17-68	.250	31-42	.738	36	68	104	34.7	61	3	29	42	9	20	190	63.3	



# IOWA HAWKEYE BASKETBALL

## Updated Iowa Player Bio

### Melsahn Basabe



# 1

**Jr., 6-7, 221, Forward**  
**Glen Cove, N.Y.**  
**St. Mark's**

- Iowa's fourth leading scorer despite coming off the bench with 7.5 points per game
- Ranks first on the team in blocks (17) and third rebounding (4.4)
- Blocked four shots twice this year (Central Michigan and Western Kentucky)
- Blocked at least one shot in all but three games this season
- Grabbed a game-high 10 rebounds to go along with nine points in opening win vs. UTPA
- Blocked a game and season-high four shots and scored nine points in win over Central Michigan
- Scored 11 points and blocked a game-high four shots in win over Western Kentucky
- Scored a game-high 17 points against A&M-CC off 5-of-6 shooting from the floor and 7-of-8 shooting from the charity stripe

#### Personal Bests

**Points:** 25 at Michigan, 1/30/11  
**Rebounds:** 14 vs. Iowa State, 12/10/10  
**FGM:** 9 at Michigan, 1/30/11  
**FGA:** 14 vs. Iowa State, 12/10/10  
**FTM:** 8, 2x, last at Indiana, 2/5/11  
**FTA:** 11 vs. Ohio State, 1/4/11  
**Assists:** 2, 4x, last vs. A&M-CC, 12/1/12  
**Steals:** 2, 5x, last at UTPA, 11/9/12  
**Blocks:** 7 vs. Iowa State, 12/10/10  
**Minutes:** 37 vs. Wisconsin, 2/9/11

### 2012-13 Game-by-Game

Opponent	Date	gs	min	Total		3-Pointers		Free throws		Rebounds			pf	a	t/o	blk	stl	pts	avg	
				fg-fga	pct	3fg-fga	pct	ft-fa	pct	off	def	tot								avg
UTPA	11/09/12	17	2-9	.222	0-0	.000	5-8	.625	6	4	10	10.0	3	0	3	2	2	9	9.0	
CENTRAL MICHIGAN	11/12/12	20	4-8	.500	0-0	.000	1-1	1.000	1	2	3	6.5	1	0	1	4	1	9	9.0	
HOWARD	11/15/12	15	2-3	.667	0-0	.000	1-2	.500	4	2	6	6.3	1	1	3	0	0	5	7.7	
GARDNER-WEBB	11/17/12	20	2-5	.400	0-0	.000	0-0	.000	0	3	3	5.5	1	0	2	1	0	4	6.8	
vs Western Kentucky	11/20/12	23	4-5	.800	0-0	.000	3-4	.750	2	3	5	5.4	0	1	2	4	1	11	7.6	
vs Wichita State	11/21/12	21	0-2	.000	0-0	.000	6-8	.750	0	2	2	4.8	2	0	1	1	0	6	7.3	
at Virginia Tech	11/27/12	21	2-2	1.000	0-0	.000	2-2	1.000	0	1	1	4.3	2	0	1	1	0	6	7.1	
A&M-CORPUS CHRISTI	12/01/12	13	5-6	.833	0-0	.000	7-8	.875	2	3	5	4.4	1	2	2	0	0	17	8.4	
SOUTH DAKOTA	12/04/12	12	2-8	.250	0-0	.000	2-3	.667	4	4	8	4.8	2	1	0	0	0	6	8.1	
IOWA STATE	12/07/12	14	4-8	.500	0-0	.000	0-0	.000	1	3	4	4.7	1	1	1	2	0	8	8.1	
vs UNI	12/15/12	13	1-2	.500	0-0	.000	0-0	.000	1	0	1	4.4	1	1	3	1	1	2	7.5	
SOUTH CAROLINA STAT	12/19/12	15	3-7	.429	0-0	.000	1-2	.500	1	4	5	4.4	1	0	2	1	0	7	7.5	
Totals		0	204	31-65	.477	0-0	.000	28-38	.737	22	31	53	4.4	16	7	21	17	5	90	7.5

Games played: 12  
 Minutes/game: 17.0  
 Points/game: 7.5  
 FG Pct: 47.7  
 FT Pct: 73.7

Rebounds/game: 4.4  
 Assists/game: 0.6  
 Turnovers/game: 1.8  
 Assist/turnover ratio: 0.3  
 Steals/game: 0.4  
 Blocks/game: 1.4

#### CAREER STATISTICS

YEAR	G/GS	FG-A	PCT	3-PT	PCT	FT-A	PCT	RB	AVG	PF-FO	AS	TO	BK	ST	PTS	AVG
Fresh.	31/31	131-229	.572	0-0	.000	80-112	.714	210	6.8	83-2	9	65	41	12	342	11.0
Soph.	34/21	101-195	.518	0-0	.000	68-104	.654	160	4.7	66-0	11	45	36	18	270	7.9
Junior	12/0	31-65	.477	0-0	.000	28-38	.737	53	4.4	16-0	7	121	17	5	90	7.5
<b>TOTALS</b>	<b>78/52</b>	<b>271-502</b>	<b>.540</b>	<b>0-0</b>	<b>.000</b>	<b>177-255</b>	<b>.694</b>	<b>431</b>	<b>5.5</b>	<b>170-3</b>	<b>27</b>	<b>131</b>	<b>94</b>	<b>35</b>	<b>719</b>	<b>9.2</b>





# IOWA HAWKEYE BASKETBALL

## Updated Iowa Player Bio

### Anthony Clemmons



# 5

**Fr., 6-1, 192, Guard**  
**Lansing, Mich.**  
**Sexton HS**

- Started the last five games at point guard
- Ranks fifth in Big Ten assist-turnover ratio (3.1) and second in the nation among freshman
- Ranks second on the team in assists (40)
- Posted 27 assists and only six turnovers in his five starts
- Registered nine points and four assists in win over Central Michigan
- Had three points, two rebounds and an assist against Wichita State
- Tallied nine points, two assists and a steal against Virginia Tech
- Made his first career start against A&M-CC and dished out five assists
- Had eight assists and no turnovers in win over South Dakota
- Posted personal bests in scoring (14), assists (8) and minutes played (29) in win over Iowa State

#### Personal Bests

**Points:** 14 vs. Iowa State, 12/7/12  
**Rebounds:** 4 vs. UTPA, 11/9/12  
**FGM:** 5 vs. Iowa State, 12/7/12  
**FGA:** 8 vs. Iowa State, 12/7/12  
**3-pt FG:** 2, 2x, last vs. Iowa State, 12/7/12  
**3-pt FGA:** 4 vs. Central Michigan, 11/12/12  
**FTM:** 2 vs. Iowa State, 12/7/12  
**FTA:** 3 vs. Iowa State, 12/7/12  
**Assists:** 8, 2x, last vs. Iowa State, 12/7/12  
**Steals:** 1, 3x, last vs. South Dakota, 11/27/12  
**Blocks:** 1 vs. A&M-CC, 12/1/12  
**Minutes:** 29 vs. Iowa State, 12/7/12

### 2012-13 Game-by-Game

Opponent	Date	gs	min	Total		3-Pointers		Free throws		Rebounds				pf	a	t/o	blk	stl	pts	avg
				fg-fga	pct	3fg-fga	pct	ft-fa	pct	off	def	tot	avg							
UTPA	11/09/12	14	2-5	.400	1-1	1.000	0-0	.000	2	2	4	4.0	0	2	2	0	0	5	5.0	
CENTRAL MICHIGAN	11/12/12	21	3-6	.500	2-4	.500	1-2	.500	1	1	2	3.0	0	4	2	0	0	9	7.0	
HOWARD	11/15/12	17	0-3	.000	0-1	.000	0-0	.000	0	1	1	2.3	2	2	1	0	0	0	4.7	
GARDNER-WEBB	11/17/12	6	0-1	.000	0-1	.000	0-0	.000	0	0	0	1.8	0	0	1	0	0	0	3.5	
vs Western Kentucky	11/20/12	11	0-1	.000	0-0	.000	0-0	.000	0	1	1	1.6	2	2	0	0	1	0	2.8	
vs Wichita State	11/21/12	11	1-1	1.000	1-1	1.000	0-0	.000	0	2	2	1.7	1	1	0	0	0	3	2.8	
at Virginia Tech	11/27/12	16	3-5	.600	1-3	.333	2-3	.667	0	0	0	1.4	5	2	1	0	1	9	3.7	
A&M-CORPUS CHRISTI	12/01/12	* 21	0-1	.000	0-0	.000	1-4	.250	0	2	2	1.5	2	5	1	1	0	1	3.4	
SOUTH DAKOTA	12/04/12	* 21	2-5	.400	0-1	.000	0-0	.000	0	1	1	1.4	3	8	0	0	1	4	3.4	
IOWA STATE	12/07/12	* 29	5-8	.625	2-3	.667	2-3	.667	1	0	1	1.4	4	8	1	0	0	14	4.5	
vs UNI	12/15/12	* 11	0-0	.000	0-0	.000	0-0	.000	0	2	2	1.5	3	0	2	0	0	0	4.1	
SOUTH CAROLINA STAT	12/19/12	* 25	2-5	.400	0-0	.000	0-2	.000	1	2	3	1.6	1	6	2	0	0	4	4.1	
Totals		5	203	18-41	.439	7-15	.467	6-14	.429	5	14	19	1.6	23	40	13	1	3	49	4.1

Games played: 12  
 Minutes/game: 16.9  
 Points/game: 4.1  
 FG Pct: 43.9  
 3FG Pct: 46.7  
 FT Pct: 42.9

Rebounds/game: 1.6  
 Assists/game: 3.3  
 Turnovers/game: 1.1  
 Assist/turnover ratio: 3.1  
 Steals/game: 0.3  
 Blocks/game: 0.1

#### CAREER STATISTICS

YEAR	G/GS	FG-A	PCT	3-PT	PCT	FT-A	PCT	RB	AVG	PF-FO	AS	TO	BK	ST	PTS	AVG
Fresh.	12/5	18-41	.439	7-15	.467	6-14	.429	19	1.6	23-1	40	13	1	3	49	4.1



# IOWA HAWKEYE BASKETBALL

## Updated Iowa Player Bio

### Kyle Denning



# 13

**So., 6-1, 165, Guard**  
**Cedar Falls, Iowa**  
**Northern University HS**

- Non-scholarship athlete
- Saw action in nine career games, including five this season
- Posted career highs in points (6), assists (2), 3-pointers made (2), and minutes played (5) in victory over South Carolina State

#### Personal Bests

**Points:** 6 vs. SC State, 12/19/12  
**Rebounds:** 1, 2x, last vs. SC State, 12/19/12  
**FGM:** 2 vs. SC State, 12/19/12  
**FGA:** 3 vs. SC State, 12/19/12  
**3-pt FG:** 2 vs. SC State, 12/19/12  
**3-pt FGA:** 3 vs. SC State, 12/19/12  
**FTM:** 2 vs. Chicago State, 11/11/11  
**FTA:** 2 vs. Chicago State, 11/11/11  
**Assists:** 2 vs. SC State, 12/19/12  
**Steals:** ---  
**Blocks:** ---  
**Minutes:** 5 vs. SC State, 12/19/12

### 2012-13 Game-by-Game

Opponent	Date	gs	min	Total		3-Pointers		Free throws		Rebounds			pf	a	t/o	blk	stl	pts	avg	
				fg-fga	pct	3fg-fga	pct	ft-fa	pct	off	def	tot								avg
UTPA	11/09/12	3	0-0	.000	0-0	.000	0-0	.000	0	0	0	0.0	0	0	1	0	0	0	0.0	
HOWARD	11/15/12	2	0-0	.000	0-0	.000	0-0	.000	0	0	0	0.0	0	0	0	0	0	0	0.0	
A&M-CORPUS CHRISTI	12/01/12	3	0-0	.000	0-0	.000	0-0	.000	0	0	0	0.0	0	0	0	0	0	0	0.0	
SOUTH DAKOTA	12/04/12	1	0-0	.000	0-0	.000	0-0	.000	0	0	0	0.0	0	0	0	0	0	0	0.0	
SOUTH CAROLINA STAT	12/19/12	5	2-3	.667	2-3	.667	0-0	.000	1	0	1	0.2	1	2	1	0	0	6	1.2	
Totals		0	14	2-3	.667	2-3	.667	0-0	.000	1	0	1	0.2	1	2	2	0	0	6	1.2

Games played: 5  
 Minutes/game: 2.8  
 Points/game: 1.2  
 FG Pct: 66.7  
 3FG Pct: 66.7

Rebounds/game: 0.2  
 Assists/game: 0.4  
 Turnovers/game: 0.4  
 Assist/turnover ratio: 1.0

#### CAREER STATISTICS

YEAR	G/GS	FG-A	PCT	3-PT	PCT	FT-A	PCT	RB	AVG	PF-FO	AS	TO	BK	ST	PTS	AVG
Fresh.	4/0	1-2	.500	0-1	.000	2-2	1.000	1	0.3	0-0	0	1	0	0	4	1.0
Soph.	5/0	2-3	.667	2-3	.667	0-0	.000	1	0.2	1-0	1	2	0	0	6	1.2
TOTALS	9/0	3-5	.600	2-4	.500	2-2	1.000	2	0.3	1-0	1	3	0	0	10	1.1



# IOWA HAWKEYE BASKETBALL

## Updated Iowa Player Bio

### Mike Gesell



# 10

**Fr., 6-1, 185, Guard**  
**South Sioux City, Neb.**  
**South Sioux City HS**

- Named Big Ten Freshman of the Week and ESPN Freshman of the Weekend (Dec. 17)
- Iowa's third leading scorer with 9.4 points per contest
- Ranks first on the team in assists (43), and third in 3-pointers made (15)
- Scored in double figures five times, including three of the last four contests
- Had seven points and four assists in opening win vs. UTPA
- Tallied 15 points and dished a game-high five assists in win over Central Michigan
- Netted 19 points, bolstered by 7-10 shooting from the field, to go along with four rebounds, two assists and two steals in win over Western Kentucky
- Had nine points, four rebounds and four assists against A&M-CC
- Scored 12 points with four assists and three steals against South Dakota
- Tallied 11 points, grabbed a personal-best five rebounds and equaled a personal best with three steals in win over Iowa State

### 2012-13 Game-by-Game

Opponent	Date	gs	min	Total		3-Pointers		Free throws		Rebounds			pf	a	t/o	blk	stl	pts	avg		
				fg-fga	pct	3fg-fga	pct	ft-fa	pct	off	def	tot								avg	
UTPA	11/09/12	*	24	3-6	.500	1-3	.333	0-0	.000	0	3	3	3.0	0	4	1	0	1	7	7.0	
CENTRAL MICHIGAN	11/12/12	*	32	6-11	.545	3-6	.500	0-1	.000	0	3	3	3.0	2	5	3	0	1	15	11.0	
HOWARD	11/15/12	*	27	1-6	.167	1-4	.250	0-0	.000	0	3	3	3.0	1	5	1	0	0	3	8.3	
GARDNER-WEBB	11/17/12	*	31	0-8	.000	0-3	.000	2-2	1.000	1	3	4	3.3	3	4	1	1	1	2	6.8	
vs Western Kentucky	11/20/12	*	29	7-10	.700	3-5	.600	2-3	.667	0	4	4	3.4	3	2	4	0	2	19	9.2	
vs Wichita State	11/21/12	*	12	0-3	.000	0-0	.000	2-2	1.000	1	2	3	3.3	4	0	3	0	0	2	8.0	
at Virginia Tech	11/27/12	*	19	2-7	.286	0-3	.000	1-2	.500	0	0	0	2.9	1	2	2	0	0	5	7.6	
A&M-CORPUS CHRISTI	12/01/12	*	21	3-3	1.000	2-2	1.000	1-2	.500	0	4	4	3.0	0	4	0	0	0	9	7.8	
SOUTH DAKOTA	12/04/12	*	31	5-11	.455	0-3	.000	2-2	1.000	0	1	1	2.8	1	4	2	0	3	12	8.2	
IOWA STATE	12/07/12	*	28	2-10	.200	1-6	.167	6-6	1.000	0	5	5	3.0	2	3	3	0	3	11	8.5	
vs UNI	12/15/12	*	28	6-9	.667	4-6	.667	7-9	.778	0	2	2	2.9	1	2	5	0	2	23	9.8	
SOUTH CAROLINA STAT	12/19/12	*	19	1-3	.333	0-1	.000	3-3	1.000	3	3	6	3.2	2	8	1	0	3	5	9.4	
Totals			12	301	36-87	.414	15-42	.357	26-32	.813	5	33	38	3.2	20	43	26	1	16	113	9.4

Games played: 12  
 Minutes/game: 25.1  
 Points/game: 9.4  
 FG Pct: 41.4  
 3FG Pct: 35.7  
 FT Pct: 81.3

Rebounds/game: 3.2  
 Assists/game: 3.6  
 Turnovers/game: 2.2  
 Assist/turnover ratio: 1.7  
 Steals/game: 1.3  
 Blocks/game: 0.1

- Posted a season-high 23 points in win over UNI
- Registered personal bests in rebounds (6), steals (3) and assists (8) in victory over South Carolina State

#### Personal Bests

**Points:** 23 vs. UNI, 12/15/12  
**Rebounds:** 6 vs. SC State, 12/19/12  
**FGM:** 7 vs. Western Kentucky, 11/20/12  
**FGA:** 11, 2x, last vs. South Dakota, 12/4/12  
**3-pt FG:** 4 vs. UNI, 12/15/12  
**3-pt FGA:** 6, 2x, last vs. UNI, 12/15/12  
**FTM:** 7 vs. UNI, 12/15/12  
**FTA:** 9 vs. UNI, 12/15/12  
**Assists:** 8 vs. SC State, 12/19/12  
**Steals:** 3, 3x, last vs. SC State, 12/19/12  
**Blocks:** 1 vs. Gardner-Webb, 11/17/12  
**Minutes:** 32 vs. Central Michigan, 11/12/12

#### CAREER STATISTICS

YEAR	G/GS	FG-A	PCT	3-PT	PCT	FT-A	PCT	RB	AVG	PF-FO	AS	TO	BK	ST	PTS	AVG
Fresh.	12/12	36-87	.414	15-42	.357	26-32	.813	38	3.2	20-0	43	26	1	16	113	9.4



# IOWA HAWKEYE BASKETBALL

## Updated Iowa Player Bio

### Pat Ingram



# 24

**Fr., 6-2, 211, Guard**  
**Indianapolis, Ind.**  
**North Central HS**

- Played in seven games
- Had at least one assist in five of six games played
- Scored first career basket in opening win vs. UTPA
- Had two points, two rebounds and an assist in win over Howard
- Played a career-high 21 minutes against South Carolina State, dishing out a personal-best three assists and grabbing three rebounds

#### Personal Bests

**Points:** 2, 4x, last vs. SCSU, 12/19/12  
**Rebounds:** 3 vs. SC State, 12/19/12  
**FGM:** 1, 2x, last vs. SCSU, 12/19/12  
**FGA:** 3 vs. SC State, 12/19/12  
**3-pt FG:** - - -  
**3-pt FGA:** 1, 2x, last vs. SCSU, 12/19/12  
**FTM:** 2 vs. Howard, 11/15/12  
**FTA:** 4 vs. Howard, 11/15/12  
**Assists:** 1, 4x, last vs. SC State, 12/19/12  
**Steals:** 1, 2x, last vs. SC State, 12/19/12  
**Blocks:** - - -  
**Minutes:** 21 vs. SC State, 12/19/12

### 2012-13 Game-by-Game

Opponent	Date	gs	min	Total		3-Pointers		Free throws		Rebounds			pf	a	t/o	blk	stl	pts	avg	
				fg-fga	pct	3fg-fga	pct	ft-fa	pct	off	def	tot								avg
UTPA	11/09/12	4	1-1	1.000	0-0	.000	0-0	.000	0	0	0	0.0	0	1	1	0	0	2	2.0	
HOWARD	11/15/12	4	0-0	.000	0-0	.000	2-4	.500	0	2	2	1.0	0	1	0	0	0	2	2.0	
vs Wichita State	11/21/12	8	0-1	.000	0-0	.000	1-2	.500	0	0	0	0.7	0	1	0	0	0	1	1.7	
at Virginia Tech	11/27/12	3	0-1	.000	0-0	.000	0-0	.000	0	0	0	0.5	0	0	0	0	0	0	1.3	
A&M-CORPUS CHRISTI	12/01/12	16	0-1	.000	0-1	.000	0-0	.000	1	0	1	0.6	0	1	3	0	1	0	1.0	
SOUTH DAKOTA	12/04/12	8	1-1	1.000	0-0	.000	0-0	.000	0	0	0	0.5	1	0	0	0	0	2	1.2	
SOUTH CAROLINA STAT	12/19/12	21	1-3	.333	0-1	.000	0-2	.000	0	3	3	0.9	1	3	1	0	1	2	1.3	
<b>Totals</b>		<b>0</b>	<b>64</b>	<b>3-8</b>	<b>.375</b>	<b>0-2</b>	<b>.000</b>	<b>3-8</b>	<b>.375</b>	<b>1</b>	<b>5</b>	<b>6</b>	<b>0.9</b>	<b>2</b>	<b>7</b>	<b>5</b>	<b>0</b>	<b>2</b>	<b>9</b>	<b>1.3</b>

Games played: 7  
 Minutes/game: 9.1  
 Points/game: 1.3  
 FG Pct: 37.5  
 3FG Pct: 0.0  
 FT Pct: 37.5

Rebounds/game: 0.9  
 Assists/game: 1.0  
 Turnovers/game: 0.7  
 Assist/turnover ratio: 1.4  
 Steals/game: 0.3

#### CAREER STATISTICS

YEAR	G/GS	FG-A	PCT	3-PT	PCT	FT-A	PCT	RB	AVG	PF-FO	AS	TO	BK	ST	PTS	AVG
Fresh.	7/0	3-8	.375	0-2	.000	3-8	.375	6	0.9	2-0	7	5	0	2	9	1.3



# IOWA HAWKEYE BASKETBALL

## Updated Iowa Player Bio

### Roy Devyn Marble



# 4

**Jr., 6-6, 194, Guard/Forward**  
**Southfield, Mich.**  
**Lathrup HS**

- Father Roy, is a three-time all-Big Ten performer and Iowa MVP, and Iowa's all-time leading scorer
- Team co-captain
- Named to the 2012 Cancun Challenge All-Tournament team
- Recognized as College Sports Madness' Big Ten Player of the Week (Dec. 17)
- Ranks first in team scoring (16.1) and fourth in the Big Ten
- Ranks second on the team in assists (36)
- Averaged 28.5 points and five 3-pointers made the last two contests
- Netted double figures in all but one game this season
- Tallied a game-high 18 points and snagged six boards in win over Central Michigan
- Scored game-high 22 points on 9-of-15 shooting against Howard
- Scored all 11 points against Gardner-Webb in the second half
- Had 18 points, seven boards and a game-high seven assists against Virginia Tech
- Scored 15 points, including 13 in the second half, to go along with five rebounds against A&M-CC
- Had 14 points, eight rebounds and three assists against South Dakota
- Poured in a game and season-high 30 points, bolstered by a personal-best 14-19 shooting at the foul line, in victory over UNI

### 2012-13 Game-by-Game

Opponent	Date	gs	min	Total		3-Pointers		Free throws		Rebounds			pf	a	t/o	blk	stl	pts	avg		
				fg-fga	pct	3fg-fga	pct	ft-fa	pct	off	def	tot								avg	
UTPA	11/09/12	*	23	4-12	.333	0-2	.000	3-4	.750	0	2	2	2.0	1	4	0	0	1	11	11.0	
CENTRAL MICHIGAN	11/12/12	*	40	6-15	.400	2-4	.500	4-7	.571	2	4	6	4.0	2	3	2	0	0	18	14.5	
HOWARD	11/15/12	*	29	9-15	.600	2-5	.400	2-4	.500	1	1	2	3.3	1	2	2	1	1	22	17.0	
GARDNER-WEBB	11/17/12	*	33	4-10	.400	1-3	.333	2-2	1.000	0	4	4	3.5	2	3	5	0	3	11	15.5	
vs Western Kentucky	11/20/12	*	33	3-5	.600	0-0	.000	4-4	1.000	0	1	1	3.0	1	4	3	0	0	10	14.4	
vs Wichita State	11/21/12	*	36	4-12	.333	2-2	1.000	1-2	.500	3	1	4	3.2	2	2	5	0	0	11	13.8	
at Virginia Tech	11/27/12	*	35	9-16	.563	0-4	.000	0-0	.000	1	6	7	3.7	1	7	4	0	0	18	14.4	
A&M-CORPUS CHRISTI	12/01/12	*	23	5-7	.714	3-3	1.000	2-2	1.000	0	5	5	3.9	1	3	1	0	2	15	14.5	
SOUTH DAKOTA	12/04/12	*	30	5-14	.357	0-3	.000	4-4	1.000	2	6	8	4.3	1	3	2	0	2	14	14.4	
IOWA STATE	12/07/12	*	37	2-10	.200	0-4	.000	2-2	1.000	1	3	4	4.3	1	2	1	0	3	6	13.6	
vs UNI	12/15/12	*	37	6-14	.429	4-9	.444	14-19	.737	0	4	4	4.3	2	2	1	2	0	30	15.1	
SOUTH CAROLINA STAT	12/19/12	*	22	8-13	.615	6-8	.750	5-6	.833	0	2	2	4.1	1	1	0	0	0	27	16.1	
Totals			12	378	65-143	.455	20-47	.426	43-56	.768	10	39	49	4.1	16	36	26	3	12	193	16.1

Games played: 12  
 Minutes/game: 31.5  
 Points/game: 16.1  
 FG Pct: 45.5  
 3FG Pct: 42.6  
 FT Pct: 76.8

Rebounds/game: 4.1  
 Assists/game: 3.0  
 Turnovers/game: 2.2  
 Assist/turnover ratio: 1.4  
 Steals/game: 1.0  
 Blocks/game: 0.3

- The 19 free-throw attempts vs. UNI ties for the 10th most in a single-game by a Hawkeye
- Poured in a game-high 27 points, bolstered by a season-high 6-of-8 shooting from 3-point range, in only 22 minutes of action in win over South Carolina State

#### Personal Bests

- Points:** 31 at Oregon, 3/18/12
- Rebounds:** 8, 3x, last at Penn State, 2/16/12
- FGM:** 10 at Oregon, 3/18/12
- FGA:** 15, 2x, last vs. C. Michigan, 11/12/12
- 3-pt FG:** 7 at Oregon, 3/18/12
- 3-pt FGA:** 8, 2x, last vs. SC State, 12/19/12
- FTM:** 14 vs. UNI, 12/15/12
- FTA:** 19 vs. UNI, 12/15/12
- Assists:** 8 vs. Wisconsin, 2/23/12
- Steals:** 4, 2x, last at Illinois, 2/26/12
- Blocks:** 3 vs Boise State, 12/22/11
- Minutes:** 40, 2x, last vs. C. Michigan, 11/12/12

#### CAREER STATISTICS

YEAR	G/GS	FG-A	PCT	3-PT	PCT	FT-A	PCT	RB	AVG	PF-FO	AS	TO	BK	ST	PTS	AVG
Fresh.	31/6	66-174	.379	11-41	.268	35-66	.530	74	2.4	41-0	41	34	2	21	178	5.7
Soph.	34/26	129-304	.424	15-48	.313	98-137	.715	128	3.8	54-0	121	61	14	53	371	10.9
Junior	12/12	65-143	.455	20-47	.426	43-56	.768	49	4.1	16-0	36	26	3	12	193	16.1
<b>TOTALS</b>	<b>78/45</b>	<b>270-636</b>	<b>.425</b>	<b>53-144</b>	<b>.368</b>	<b>180-263</b>	<b>.684</b>	<b>256</b>	<b>3.3</b>	<b>114-0</b>	<b>203</b>	<b>121</b>	<b>19</b>	<b>86</b>	<b>773</b>	<b>9.9</b>



# IOWA HAWKEYE BASKETBALL

## Updated Iowa Player Bio

### Eric May



# 25

**Sr., 6-5, 219, Guard/Forward**  
**Dubuque, Iowa**  
**Wahlert HS**

- Two-time Academic All-Big Ten honoree
- Team co-captain
- Iowa's only scholarship senior on the team
- Recorded a steal in four of the last six games
- Pulled down two rebounds or more in all but one game this season
- Scored eight points or more in three games, including both at Cancun Challenge
- Already made more free throws in nine games this season (18) than in 32 games a year ago (15)
- Had four points, four rebounds and two steals in win over Central Michigan
- Had eight points in win over Howard
- Averaged 10.5 points and six rebounds in two Cancun Challenge games
- Posted career bests in free throws made (9) and attempted (10) against Wichita State
- Dished out a career-high seven assists in win over UNI

#### Personal Bests

**Points:** 20, 2x, last vs. NC A&T, 11/14/11  
**Rebounds:** 11 vs. Prairie View A&M, 12/5/09  
**FGM:** 8, 2x, last at Wake Forest, 11/30/10  
**FGA:** 16 vs. South Dakota State, 11/14/10  
**3-pt FG:** 5 vs. Ohio State, 1/27/10  
**3-pt FGA:** 10 vs. Ohio State, 1/27/10  
**FTM:** 9 vs. Wichita State, 11/21/12  
**FTA:** 10 vs. Wichita State, 11/21/12  
**Assists:** 7 vs. UNI, 12/15/12  
**Steals:** 7 vs. SIUE, 11/26/10  
**Blocks:** 3, 3x, last at Michigan, 1/30/10  
**Minutes:** 43 vs. Michigan, 2/16/10

### 2012-13 Game-by-Game

Opponent	Date	gs	min	Total		3-Pointers		Free throws		Rebounds				pf	a	t/o	blk	stl	pts	avg
				fg-fga	pct	3fg-fga	pct	ft-fa	pct	off	def	tot	avg							
UTPA	11/09/12	24	2-3	.667	0-0	.000	2-2	1.000	1	4	5	5.0	0	2	1	0	1	6	6.0	
CENTRAL MICHIGAN	11/12/12	21	2-2	1.000	0-0	.000	0-0	.000	0	4	4	4.5	2	1	2	0	2	4	5.0	
HOWARD	11/15/12	14	3-5	.600	0-1	.000	2-2	1.000	0	2	2	3.7	1	0	1	0	1	8	6.0	
GARDNER-WEBB	11/17/12	12	0-0	.000	0-0	.000	2-4	.500	1	1	2	3.3	1	2	0	0	0	2	5.0	
vs Western Kentucky	11/20/12	28	3-7	.429	0-0	.000	2-3	.667	0	6	6	3.8	2	1	1	1	0	8	5.6	
vs Wichita State	11/21/12	23	2-6	.333	0-1	.000	9-10	.900	2	4	6	4.2	1	0	1	0	0	13	6.8	
at Virginia Tech	11/27/12	15	0-2	.000	0-1	.000	0-0	.000	1	2	3	4.0	4	1	1	0	1	0	5.9	
A&M-CORPUS CHRISTI	12/01/12	11	0-2	.000	0-1	.000	0-0	.000	2	2	4	4.0	0	2	0	0	1	0	5.1	
SOUTH DAKOTA	12/04/12	15	1-4	.250	0-0	.000	1-2	.500	2	1	3	3.9	2	0	1	0	1	3	4.9	
IOWA STATE	12/07/12	8	1-3	.333	0-1	.000	0-0	.000	2	0	2	3.7	1	2	0	0	1	2	4.6	
vs UNI	12/15/12	24	1-2	.500	0-0	.000	0-0	.000	2	1	3	3.6	3	7	0	0	0	2	4.4	
SOUTH CAROLINA STAT	12/19/12	11	2-4	.500	1-1	1.000	0-0	.000	0	0	0	3.3	2	0	1	0	0	5	4.4	
Totals		0	206	17-40	.425	1-6	.167	18-23	.783	13	27	40	3.3	19	18	9	1	8	53	4.4

Games played: 12  
 Minutes/game: 17.2  
 Points/game: 4.4  
 FG Pct: 42.5  
 3FG Pct: 16.7  
 FT Pct: 78.3

Rebounds/game: 3.3  
 Assists/game: 1.5  
 Turnovers/game: 0.8  
 Assist/turnover ratio: 2.0  
 Steals/game: 0.7  
 Blocks/game: 0.1

#### CAREER STATISTICS

YEAR	G/GS	FG-A	PCT	3-PT	PCT	FT-A	PCT	RB	AVG	PF-FO	AS	TO	BK	ST	PTS	AVG
Fresh.	32/23	104-259	.402	41-143	.287	38-57	.667	147	4.6	74-1	44	59	26	34	287	9.0
Soph.	30/25	88-204	.423	26-66	.394	32-53	.604	88	2.9	41-1	38	60	9	38	234	7.8
Junior	32/21	56-142	.394	14-40	.350	15-24	.625	76	2.4	42-1	33	31	7	20	141	4.4
Senior	12/0	17-40	.425	1-6	.167	18-23	.783	40	3.3	19-0	18	9	1	8	53	4.4
<b>TOTALS</b>	<b>107/69</b>	<b>265-653</b>	<b>.406</b>	<b>82-256</b>	<b>.320</b>	<b>103-157</b>	<b>.656</b>	<b>354</b>	<b>3.3</b>	<b>178-3</b>	<b>133</b>	<b>159</b>	<b>43</b>	<b>101</b>	<b>715</b>	<b>6.7</b>



# IOWA HAWKEYE BASKETBALL

## Updated Iowa Player Bio

### Zach McCabe



# 15

**Jr., 6-7, 235, Forward**  
**Sioux City, Iowa**  
**Bishop Heelan HS**

- Ranks fourth on the team in made 3-pointers (12), fourth in steals (8), and fifth in rebounds (3.8)
- One of four Hawkeyes with at least 12 triples
- Scored 14 points and grabbed eight rebounds in opening win vs. UTPA
- Tallied seven points, three boards and an assists against A&M-CC
- Had six boards to go along with five points against South Dakota
- Recorded nine points in only 11 minutes of action in victory over South Carolina State

#### Personal Bests

**Points:** 20, 3x, last vs. Dayton, 3/13/12  
**Rebounds:** 10 vs. Minnesota, 2/1/12  
**FGM:** 9, 2x, last vs. Dayton, 3/13/12  
**FGA:** 13, 2x, last at Purdue, 1/17/12  
**3-pt FG:** 4 vs. SIUE, 11/26/10  
**3-pt FGA:** 7 vs. SIUE, 11/26/10  
**FTM:** 6 vs. Alabama, 11/20/10  
**FTA:** 7, 2x, last at Purdue, 1/17/12  
**Assists:** 4 vs. Minnesota, 2/1/12  
**Steals:** 4 vs. Minnesota, 2/1/12  
**Blocks:** 2, at Penn State, 2/16/12  
**Minutes:** 36 at Purdue, 1/17/12

### 2012-13 Game-by-Game

Opponent	Date	qs	min	Total		3-Pointers		Free throws		Rebounds			pf	a	t/o	blk	stl	pts	avg		
				fg-fga	pct	3fg-fga	pct	ft-fa	pct	off	def	tot								avg	
UTPA	11/09/12	*	21	5-9	.556	4-4	1.000	0-0	.000	2	6	8	8.0	2	1	2	0	2	14	14.0	
CENTRAL MICHIGAN	11/12/12	*	10	0-3	.000	0-2	.000	0-0	.000	1	0	1	4.5	4	1	1	0	0	0	7.0	
HOWARD	11/15/12	*	17	2-2	1.000	1-1	1.000	0-0	.000	0	3	3	4.0	1	2	2	0	0	5	6.3	
GARDNER-WEBB	11/17/12	*	24	2-10	.200	2-6	.333	2-4	.500	2	4	6	4.5	2	3	1	2	2	8	6.8	
vs Western Kentucky	11/20/12	*	21	2-8	.250	1-4	.250	4-5	.800	3	2	5	4.6	5	0	3	0	2	9	7.2	
vs Wichita State	11/21/12	*	13	0-3	.000	0-1	.000	0-0	.000	0	1	1	4.0	4	0	1	0	0	0	6.0	
at Virginia Tech	11/27/12	*	19	2-5	.400	0-2	.000	0-0	.000	2	2	4	4.0	3	3	0	0	0	4	5.7	
A&M-CORPUS CHRISTI	12/01/12		12	3-9	.333	1-5	.200	0-0	.000	2	1	3	3.9	1	1	1	0	0	7	5.9	
SOUTH DAKOTA	12/04/12		12	2-8	.250	1-5	.200	0-0	.000	1	5	6	4.1	2	0	1	1	0	5	5.8	
IOWA STATE	12/07/12		10	2-2	1.000	0-0	.000	0-0	.000	2	0	2	3.9	3	0	1	0	0	4	5.6	
vs UNI	12/15/12		20	2-7	.286	1-4	.250	0-1	.000	0	5	5	4.0	3	2	0	0	1	5	5.5	
SOUTH CAROLINA STAT	12/19/12		11	3-5	.600	1-3	.333	2-2	1.000	0	2	2	3.8	2	0	0	0	1	9	5.8	
Totals			7	190	25-71	.352	12-37	.324	8-12	.667	15	31	46	3.8	32	13	13	3	8	70	5.8

Games played: 12  
 Minutes/game: 15.8  
 Points/game: 5.8  
 FG Pct: 35.2  
 3FG Pct: 32.4  
 FT Pct: 66.7

Rebounds/game: 3.8  
 Assists/game: 1.1  
 Turnovers/game: 1.1  
 Assist/turnover ratio: 1.0  
 Steals/game: 0.7  
 Blocks/game: 0.3

#### CAREER STATISTICS

YEAR	G/GS	FG-A	PCT	3-PT	PCT	FT-A	PCT	RB	AVG	PF-FO	AS	TO	BK	ST	PTS	AVG
Fresh.	31/2	59-169	.349	24-84	.286	37-46	.804	111	3.6	69-3	24	48	1	22	179	5.8
Soph.	34/29	96-194	.495	21-48	.438	52-69	.754	159	4.7	114-6	36	56	9	29	265	7.8
Junior	12/7	25-71	.352	12-37	.324	8-12	.667	46	3.8	32-1	13	13	3	8	70	5.8
<b>TOTALS</b>	<b>78/39</b>	<b>183-440</b>	<b>.416</b>	<b>58-170</b>	<b>.341</b>	<b>98-129</b>	<b>.760</b>	<b>318</b>	<b>4.1</b>	<b>220-11</b>	<b>73</b>	<b>121</b>	<b>13</b>	<b>59</b>	<b>522</b>	<b>6.7</b>



# IOWA HAWKEYE BASKETBALL

## Updated Iowa Player Bio

### Josh Oglesby



# 2

**So., 6-5, 202, Guard  
Cedar Rapids, Iowa  
Washington HS**

- Did not play in Iowa's last game due to injury; it is hopeful he will return to action on Saturday
- Leads team in 3-pointers made (17) and attempted (52)
- Seventeen of his 20 field goals have come from long distance
- Eighty percent of his offense has come from long distance (51-of-64 points)
- Has made two triples or more six times this season, including five of the last six games
- Ranks sixth in team scoring (5.8)
- Netted double figures three times this year
- Scored a game-high 13 points against Gardner-Webb with three 3-pointers and four free throws
- Scored all 12 points via four 3-pointers in the first half while also blocking a career-best two shots and matching a career high with five rebounds vs. Wichita State
- Went 3-of-6 behind the arc to score nine points at Virginia Tech

### 2012-13 Game-by-Game

Opponent	Date	gs	min	Total		3-Pointers		Free throws		Rebounds				pf	a	t/o	blk	stl	pts	avg
				fg-fga	pct	3fg-fga	pct	ft-fa	pct	off	def	tot	avg							
UTPA	11/09/12	14	1-5	.200	1-5	.200	1-2	.500	0	0	0	0.0	0	0	0	0	0	0	4	4.0
CENTRAL MICHIGAN	11/12/12	6	0-2	.000	0-2	.000	0-0	.000	0	0	0	0.0	0	0	0	0	0	1	0	2.0
HOWARD	11/15/12	13	0-5	.000	0-5	.000	0-0	.000	0	1	1	0.3	1	0	0	0	0	0	1.3	
GARDNER-WEBB	11/17/12	20	3-6	.500	3-6	.500	4-5	.800	1	0	1	0.5	2	0	2	0	0	13	4.3	
vs Western Kentucky	11/20/12	11	0-3	.000	0-2	.000	0-1	.000	0	1	1	0.6	0	0	0	0	0	0	3.4	
vs Wichita State	11/21/12	21	4-11	.364	4-8	.500	0-0	.000	0	5	5	1.3	2	1	1	2	0	12	4.8	
at Virginia Tech	11/27/12	16	3-6	.500	3-6	.500	0-0	.000	0	0	0	1.1	2	0	0	0	0	9	5.4	
A&M-CORPUS CHRISTI	12/01/12	24	4-9	.444	2-6	.333	2-2	1.000	1	1	2	1.3	0	2	2	0	0	12	6.3	
SOUTH DAKOTA	12/04/12	15	0-3	.000	0-3	.000	0-0	.000	0	0	0	1.1	0	1	1	0	0	0	5.6	
IOWA STATE	12/07/12	20	3-6	.500	2-5	.400	0-0	.000	1	1	2	1.2	0	2	2	0	2	8	5.8	
vs UNI	12/15/12	19	2-4	.500	2-4	.500	0-0	.000	0	2	2	1.3	0	2	1	0	1	6	5.8	
Totals		0	179	20-60	.333	17-52	.327	7-10	.700	3	11	14	1.3	7	8	9	2	4	64	5.8

Games played: 11  
 Minutes/game: 16.3  
 Points/game: 5.8  
 FG Pct: 33.3  
 3FG Pct: 32.7  
 FT Pct: 70.0

Rebounds/game: 1.3  
 Assists/game: 0.7  
 Turnovers/game: 0.8  
 Assist/turnover ratio: 0.9  
 Steals/game: 0.4  
 Blocks/game: 0.2

- Had 12 points and two assists against A&M-CC
- Tallied eight second-half points and tied career high with two steals in victory over Iowa State

#### Personal Bests

**Points:** 24 at Indiana, 1/29/12  
**Rebounds:** 5, 2x, last vs. Wichita State, 11/21/12  
**FGM:** 8 at Indiana, 1/29/12  
**FGA:** 12 at Indiana, 1/29/12  
**3-pt FG:** 6 at Indiana, 1/29/12  
**3-pt FGA:** 8 at Indiana, 1/29/12  
**FTM:** 5 vs. Indiana, 2/19/12  
**FTA:** 6 vs. Indiana, 2/19/12  
**Assists:** 4 vs. Chicago State, 11/11/11  
**Steals:** 2, 2x, vs. Iowa State, 12/7/12  
**Blocks:** 2 vs. Wichita State, 11/21/12  
**Minutes:** 36 vs. Indiana, 2/19/12

#### CAREER STATISTICS

YEAR	G/GS	FG-A	PCT	3-PT	PCT	FT-A	PCT	RB	AVG	PF-FO	AS	TO	BK	ST	PTS	AVG
Fresh.	34/5	76-190	.400	45-121	.372	26-36	.722	59	1.7	26-0	41	15	2	7	223	6.6
Soph.	11/0	20-60	.333	17-52	.327	7-10	.700	14	1.3	7-0	8	9	2	4	64	5.8
<b>TOTALS</b>	<b>46/5</b>	<b>96-251</b>	<b>.382</b>	<b>62-173</b>	<b>.358</b>	<b>33-46</b>	<b>.717</b>	<b>73</b>	<b>1.6</b>	<b>33-0</b>	<b>49</b>	<b>24</b>	<b>4</b>	<b>11</b>	<b>287</b>	<b>6.2</b>





# IOWA HAWKEYE BASKETBALL

## Updated Iowa Player Bio

### Gabriel Olaseni



0

**So., 6-10, 229, Center**  
**London, England**  
**Sunrise Christian Academy**

- Played in 11 of 12 games this year
- Averaged six points, six rebounds, and 2.8 blocks in last four games played
- Made all 12 free throw attempts this year
- Grabbed two rebounds or more six times this season
- Snagged seven rebounds in opening win vs. UTPA
- Scored season-high six points against A&M-CC
- Tied his career-high point total with eight against South Dakota, and snagged a career-high nine rebounds
- Scored four points, grabbed four rebounds and blocked two shots in victory over UNI
- Posted career bests in rebounding (10) and blocked shots (4) to go along with six points in victory over South Carolina State

#### Personal Bests

**Points:** 8, 3x, last vs. South Dakota, 12/4/12  
**Rebounds:** 10 vs. SC State, 12/19/12  
**FGM:** 4 vs. C. Arkansas, 12/19/11  
**FGA:** 5 vs. C. Arkansas, 12/19/11  
**FTM:** 6 vs. Chicago State, 11/11/11  
**FTA:** 8 vs. Chicago State, 11/11/11  
**Assists:** 1, 3x, last C. Arkansas, 12/19/11  
**Steals:** 2, 2x, last vs. SCSU, 12/19/12  
**Blocks:** 4 vs. SC State, 12/19/12  
**Minutes:** 19 vs. SC State, 12/19/12

### 2012-13 Game-by-Game

Opponent	Date	gs	min	Total		3-Pointers		Free throws		Rebounds				pf	a	t/o	blk	stl	pts	avg
				fg-fga	pct	3fg-fga	pct	ft-fa	pct	off	def	tot	avg							
UTPA	11/09/12	14	1-3	.333	0-0	.000	0-0	.000	1	6	7	7.0	4	0	0	2	1	2	2.0	
CENTRAL MICHIGAN	11/12/12	3	0-0	.000	0-0	.000	2-2	1.000	0	2	2	4.5	0	0	0	0	0	2	2.0	
HOWARD	11/15/12	14	0-1	.000	0-0	.000	0-0	.000	1	2	3	4.0	3	0	0	2	1	0	1.3	
GARDNER-WEBB	11/17/12	4	0-0	.000	0-0	.000	0-0	.000	2	0	2	3.5	1	0	1	0	1	0	1.0	
vs Western Kentucky	11/20/12	2	0-1	.000	0-0	.000	0-0	.000	0	1	1	3.0	1	0	1	1	0	0	0.8	
vs Wichita State	11/21/12	3	0-0	.000	0-0	.000	0-0	.000	0	0	0	2.5	0	0	0	0	0	0	0.7	
at Virginia Tech	11/27/12	3	0-0	.000	0-0	.000	0-0	.000	0	0	0	2.1	2	0	0	0	0	0	0.6	
A&M-CORPUS CHRISTI	12/01/12	15	1-2	.500	0-0	.000	4-4	1.000	0	1	1	2.0	1	1	0	3	0	6	1.3	
SOUTH DAKOTA	12/04/12	11	3-4	.750	0-0	.000	2-2	1.000	5	4	9	2.8	3	0	0	2	0	8	2.0	
vs UNI	12/15/12	12	2-3	.667	0-0	.000	0-0	.000	3	1	4	2.9	1	0	0	2	0	4	2.2	
SOUTH CAROLINA STAT	12/19/12	19	1-4	.250	0-0	.000	4-4	1.000	4	6	10	3.5	0	0	1	4	2	6	2.5	
Totals		0	100	8-18	.444	0-0	.000	12-12	1.000	16	23	39	3.5	16	1	3	16	5	28	2.5

Games played: 11  
 Minutes/game: 4.2  
 Points/game: 2.5  
 FG Pct: 44.4  
 FT Pct: 100.0

Rebounds/game: 3.5  
 Assists/game: 0.1  
 Turnovers/game: 0.3  
 Assist/turnover ratio: 0.3  
 Steals/game: 0.5  
 Blocks/game: 1.5

#### CAREER STATISTICS

YEAR	G/GS	FG-A	PCT	3-PT	PCT	FT-A	PCT	RB	AVG	PF-FO	AS	TO	BK	ST	PTS	AVG
Fresh.	17/0	9-19	.474	0-0	.000	8-13	.615	22	1.3	12-0	3	9	8	4	26	1.5
Soph.	11/0	8-18	.444	0-0	.000	12-12	1.000	39	3.5	16-0	1	3	16	5	28	2.5
TOTALS	29/0	17-37	.459	0-0	.000	20-25	.800	62	2.1	28-0	4	12	24	9	54	1.9



# IOWA HAWKEYE BASKETBALL

## Updated Iowa Player Bio

### Christopher Rickert



# 11

### 2012-13 Game-by-Game

Opponent	Date	gs	min	Total		3-Pointers		Free throws		Rebounds				pf	a	t/o	blk	stl	pts	avg
				fg-fga	pct	3fg-fga	pct	ft-fta	pct	off	def	tot	avg							
UTPA	11/09/12	3	0-1	.000	0-0	.000	0-0	.000	0	0	0	0.0	1	0	0	0	0	0	0.0	
HOWARD	11/15/12	1	0-0	.000	0-0	.000	0-0	.000	0	1	1	0.5	0	0	0	0	0	0	0.0	
A&M-CORPUS CHRISTI	12/01/12	2	0-0	.000	0-0	.000	0-0	.000	0	0	0	0.3	0	0	0	0	0	0	0.0	
SOUTH DAKOTA	12/04/12	1	0-0	.000	0-0	.000	0-0	.000	0	0	0	0.3	0	0	0	0	0	0	0.0	
SOUTH CAROLINA STAT	12/19/12	4	2-2	1.000	0-0	.000	0-0	.000	0	2	2	0.6	0	0	0	0	0	4	0.8	
Totals		0	11	2-3	.667	0-0	.000	0-0	.000	0	3	3	0.6	1	0	0	0	4	0.8	

Games played: 5  
 Minutes/game: 2.2  
 Points/game: 0.8  
 FG Pct: 66.7

Rebounds/game: 0.6

**Sr, 6-3, 180, Junior**  
**Sioux City, Iowa**  
**Bixhop Heelan HS**

- Non-scholarship athlete
- Played in six career games, including five this season
- Posted career bests in scoring (4) and minutes played (4) in win over South Carolina State

#### Personal Bests

**Points:** 4, vs. SC State, 12/19/12  
**Rebounds:** 2, vs. SC State, 12/19/12  
**FGM:** 2 vs. SC State, 12/19/12  
**FGA:** 2 vs. SC State, 12/19/12  
**3-pt FG:** ---  
**3-pt FGA:** ---  
**FTM:** ---  
**FTA:** ---  
**Assists:** ---  
**Steals:** ---  
**Blocks:** ---  
**Minutes:** 4 vs. SC State, 12/19/12

#### CAREER STATISTICS


YEAR	G/GS	FG-A	PCT	3-PT	PCT	FT-A	PCT	RB	AVG	PF-FO	AS	TO	BK	ST	PTS	AVG
Junior	1/0	0-0	.000	0-0	.000	0-0	.000	0	0.0	0-0	0	0	0	0	0	0.0
Senior	5/0	2-3	.667	0-0	.000	0-0	.000	3	0.6	1-0	0	0	0	0	4	0.8
TOTALS	6/0	2-3	.667	0-0	.000	0-0	.000	3	0.5	1-0	0	0	0	0	4	0.7



# IOWA HAWKEYE BASKETBALL

## Updated Iowa Player Bio

### Darius Stokes



# 35

**So., 6-7, 203, Forward**  
**Cedar Rapids, Iowa**  
**Linn-Mar HS**

- Non-scholarship athlete
- Saw action in 17 career games, including five this season
- Scored at least one point in three games this season, including two in each of Iowa's last two contests
- Blocked one shot in opening win vs. UTPA
- Played a career-high eight minutes against A&M-CC
- Had two points and two rebounds in win over South Dakota
- Grabbed a career-best five rebounds in win over South Carolina State

#### Personal Bests

**Points:** 2, 4x, last vs. South Dakota, 12/4/12  
**Rebounds:** 5 vs. SC State, 12/19/12  
**FGM:** 1, 2x, last vs. Indiana, 2/19/12  
**FGA:** 4, vs. A&M-CC, 12/1/12  
**3-pt FG:** ---  
**3-pt FGA:** 1, vs. A&M-CC, 12/1/12  
**FTM:** ---  
**FTA:** 1, vs. A&M-CC, 12/1/12  
**Assists:** 1, 2x, last vs. C. Arkansas, 12/19/11  
**Steals:** 1 vs. Clemson, 11/29/11  
**Blocks:** 1, 3x, last vs. UTPA, 11/9/12  
**Minutes:** 8, 2x, last vs. SC State, 12/19/12

### 2012-13 Game-by-Game

Opponent	Date	gs	min	Total		3-Pointers		Free throws		Rebounds				pf	a	t/o	blk	stl	pts	avg
				fg-fga	pct	3fg-fga	pct	ft-fa	pct	off	def	tot	avg							
UTPA	11/09/12	4	0-0	.000	0-0	.000	0-0	.000	0-0	.000	0	0	0	0.0	0	1	0	1	0	0.0
HOWARD	11/15/12	2	0-0	.000	0-0	.000	1-2	.500	1	1	2	1.0	1	0	0	0	0	1	0.5	
A&M-CORPUS CHRISTI	12/01/12	8	1-4	.250	0-1	.000	0-1	.000	1	0	1	1.0	1	0	1	0	0	2	1.0	
SOUTH DAKOTA	12/04/12	3	1-1	1.000	0-0	.000	0-0	.000	0	2	2	1.3	0	0	1	0	0	2	1.3	
SOUTH CAROLINA STAT	12/19/12	8	0-2	.000	0-2	.000	0-0	.000	1	4	5	2.0	0	0	2	0	0	0	1.0	
<b>Totals</b>		<b>0</b>	<b>25</b>	<b>2-7</b>	<b>.286</b>	<b>0-3</b>	<b>.000</b>	<b>1-3</b>	<b>.333</b>	<b>3</b>	<b>7</b>	<b>10</b>	<b>2.0</b>	<b>2</b>	<b>1</b>	<b>4</b>	<b>1</b>	<b>0</b>	<b>5</b>	<b>1.0</b>

Games played: 5  
 Minutes/game: 5.0  
 Points/game: 1.0  
 FG Pct: 28.6  
 3FG Pct: 0.0  
 FT Pct: 33.3

Rebounds/game: 2.0  
 Assists/game: 0.2  
 Turnovers/game: 0.8  
 Assist/turnover ratio: 0.3  
 Blocks/game: 0.2

#### CAREER STATISTICS

YEAR	G/GS	FG-A	PCT	3-PT	PCT	FT-A	PCT	RB	AVG	PF-FO	AS	TO	BK	ST	PTS	AVG
Fresh.	11/0	2-5	.400	0-0	.000	0-0	.000	9	0.8	6-0	2	2	2	1	4	0.4
Soph.	5/0	2-7	.286	0-3	.000	1-3	.333	10	2.0	2-0	1	4	1	0	5	1.0
<b>TOTALS</b>	<b>17/0</b>	<b>4-12</b>	<b>.333</b>	<b>0-3</b>	<b>.000</b>	<b>1-3</b>	<b>.333</b>	<b>19</b>	<b>1.1</b>	<b>8-0</b>	<b>3</b>	<b>6</b>	<b>3</b>	<b>1</b>	<b>9</b>	<b>0.5</b>



# IOWA HAWKEYE BASKETBALL

## Updated Iowa Player Bio

### Aaron White



# 30

**So., 6-8, 218, Forward**  
**Strongsville, Ohio**  
**Strongsville HS**

- Named to the 2012 Cancun Challenge All-Tournament team
- Averaged 13.7 points and seven rebounds the last six contests
- Leads team in rebounding (6.8), free throws made (61), free throws attempted (80), and ranks second in steals (13) and scoring (13.1)
- Scored in double figures in eight of 12 games
- Tied the Cancun Challenge record for most free throws made (28) in the four-game tournament
- Collected a career-high four steals to go along with a game-high 16 points in opening win vs. UTPA
- Posted 14 points and a game-high nine rebounds in win over Central Michigan
- Scored 16 points, grabbed a game-high eight rebounds and went 10-of-11 at the line against Howard
- Posted a double-double against Gardner-Webb with 13 points and 10 rebounds, both of which were team highs
- Posted a double-double at Virginia Tech with 21 points and 10 rebounds, both of which were team highs
- Matched season high with 21 points to go along with six boards in win over South Dakota

### 2012-13 Game-by-Game

Opponent	Date	gs	min	Total		3-Pointers		Free throws		Rebounds				pf	a	t/o	blk	stl	pts	avg	
				fg-fga	pct	3fg-fga	pct	ft-fa	pct	off	def	tot	avg								
UTPA	11/09/12	*	21	6-9	.667	0-1	.000	4-6	.667	3	2	5	5.0	1	2	1	2	4	16	16.0	
CENTRAL MICHIGAN	11/12/12	*	31	4-8	.500	0-1	.000	6-9	.667	5	4	9	7.0	3	2	3	0	1	14	15.0	
HOWARD	11/15/12	*	26	3-7	.429	0-4	.000	10-11	.909	3	5	8	7.3	2	3	1	1	0	16	15.3	
GARDNER-WEBB	11/17/12	*	31	3-7	.429	0-2	.000	7-13	.538	7	3	10	8.0	2	0	1	1	2	13	14.8	
vs Western Kentucky	11/20/12	*	29	1-2	.500	0-1	.000	0-0	.000	0	4	4	7.2	1	1	3	0	0	2	12.2	
vs Wichita State	11/21/12	*	35	1-4	.250	1-2	.500	11-12	.917	0	3	3	6.5	3	1	2	1	2	14	12.5	
at Virginia Tech	11/27/12	*	34	8-15	.533	0-3	.000	5-6	.833	2	8	10	7.0	1	0	0	0	0	21	13.7	
A&M-CORPUS CHRISTI	12/01/12	*	11	2-2	1.000	0-0	.000	2-2	1.000	2	1	3	6.5	3	0	0	0	0	6	12.8	
SOUTH DAKOTA	12/04/12	*	24	7-11	.636	1-1	1.000	6-6	1.000	3	3	6	6.4	1	1	1	0	1	21	13.7	
IOWA STATE	12/07/12	*	31	7-13	.538	0-1	.000	4-5	.800	2	5	7	6.5	1	3	1	0	1	18	14.1	
vs UNI	12/15/12	*	27	1-5	.200	1-2	.500	4-6	.667	1	8	9	6.7	2	2	1	2	0	7	13.5	
SOUTH CAROLINA STAT	12/19/12	*	22	3-8	.375	1-4	.250	2-4	.500	1	6	7	6.8	0	2	1	1	2	9	13.1	
Totals			12	322	46-91	.505	4-22	.182	61-80	.763	29	52	81	6.8	20	17	15	8	13	157	13.1

Games played: 12  
 Minutes/game: 26.8  
 Points/game: 13.1  
 FG Pct: 50.5  
 3FG Pct: 18.2  
 FT Pct: 76.3

Rebounds/game: 6.8  
 Assists/game: 1.4  
 Turnovers/game: 1.3  
 Assist/turnover ratio: 1.1  
 Steals/game: 1.1  
 Blocks/game: 0.7

- Tallied 18 points and seven rebounds in win over Iowa State
- Grabbed a game-high nine boards in win over UNI
- Recorded nine points, seven boards, two assists and two steals in win over South Carolina State

#### Personal Bests

- Points:** 25 vs. Dayton, 3/13/12  
**Rebounds:** 12 at Northwestern, 12/9/12  
**FGM:** 10 vs. Dayton, 3/13/12  
**FGA:** 15 vs. Dayton, 3/13/12  
**3-pt FG:** 2, 4x, last at Northwestern, 12/9/12  
**3-pt FGA:** 4 vs. Penn State, 2/4/12  
**FTM:** 11 vs. Wichita State, 11/21/12  
**FTA:** 12 vs. Wichita State, 11/21/12  
**Assists:** 4 vs. Penn State, 2/4/12  
**Steals:** 4 vs. UTPA, 11/9/12  
**Blocks:** 3, 2x, last at Penn State, 2/16/12  
**Minutes:** 35, 3x, last vs. Wichita St, 11/21/12

#### CAREER STATISTICS

YEAR	G/GS	FG-A	PCT	3-PT	PCT	FT-A	PCT	RB	AVG	PF-FO	AS	TO	BK	ST	PTS	AVG
Fresh.	34/13	129-253	.510	16-56	.286	93-135	.689	191	5.6	71-2	31	49	23	31	389	11.1
Soph.	12/12	46-91	.505	4-22	.182	61-80	.763	81	6.8	20-0	17	15	8	13	157	13.1
<b>TOTALS</b>	<b>47/26</b>	<b>182-361</b>	<b>.504</b>	<b>21-83</b>	<b>.253</b>	<b>161-223</b>	<b>.722</b>	<b>280</b>	<b>6.0</b>	<b>93-2</b>	<b>48</b>	<b>64</b>	<b>31</b>	<b>44</b>	<b>546</b>	<b>11.6</b>



# IOWA HAWKEYE BASKETBALL

## Updated Iowa Player Bio

### Adam Woodbury



# 34

**Fr., 7-1, 235, Center**  
**Sioux City, Iowa**  
**East HS**

- Ranks second on team in rebounding (5.2), and third in blocks (11)
- Team's fifth leading scorer (6.6)
- Rejected at least one shot in all but four games
- Scored in double figures four times
- Blocked three shots to go along with 10 points in opening win vs. UTPA
- Recorded 12 points and eight rebounds against Gardner-Webb, making 5-of-6 field goals
- Tallied team-high three blocks to go along with seven points against Virginia Tech
- Scored a personal-high 13 points and went 5-of-6 from the field against A&M-CC
- Had 10 points and six rebounds in win over South Dakota
- Dished out a personal-best three assists to go along with nine points and five boards in win over Iowa State
- Pulled down a personal-best nine rebounds to go along with six points and a steal in victory over South Carolina State

#### Personal Bests

**Points:** 13 vs. A&M-CC, 12/1/12  
**Rebounds:** 9 vs. SC State, 12/19/12  
**FGM:** 5, 2x, last vs. A&M-CC, 12/1/12  
**FGA:** 6, 3x, last vs. A&M-CC, 12/1/12  
**FTM:** 3 vs. A&M-CC, 12/1/12  
**FTA:** 4 vs. A&M-CC, 12/1/12  
**Assists:** 3 vs. Iowa State, 12/7/12  
**Steals:** 2 vs. Gardner-Webb, 11/17/12  
**Blocks:** 3, 2x, last at Virginia Tech, 11/27/12  
**Minutes:** 23 vs. Iowa State, 12/7/12

### 2012-13 Game-by-Game

Opponent	Date	gs	min	Total		3-Pointers		Free throws		Rebounds				pf	a	t/o	blk	stl	pts	avg	
				fg-fga	pct	3fg-fga	pct	ft-fa	pct	off	def	tot	avg								
UTPA	11/09/12	*	14	4-6	.667	0-0	.000	2-3	.667	2	1	3	3.0	0	1	1	3	1	10	10.0	
CENTRAL MICHIGAN	11/12/12	*	16	1-3	.333	0-0	.000	0-1	.000	4	1	5	4.0	2	0	1	1	1	2	6.0	
HOWARD	11/15/12	*	19	2-2	1.000	0-0	.000	0-0	.000	1	5	6	4.7	2	0	0	1	0	4	5.3	
GARDNER-WEBB	11/17/12	*	19	5-6	.833	0-0	.000	2-2	1.000	2	6	8	5.5	2	0	0	1	2	12	7.0	
vs Western Kentucky	11/20/12	*	13	2-5	.400	0-0	.000	0-0	.000	3	3	6	5.6	3	0	1	0	0	4	6.4	
vs Wichita State	11/21/12	*	17	0-3	.000	0-0	.000	1-3	.333	1	0	1	4.8	3	1	0	1	0	1	5.5	
at Virginia Tech	11/27/12	*	19	2-5	.400	0-0	.000	3-5	.600	2	3	5	4.9	2	1	1	3	0	7	5.7	
A&M-CORPUS CHRISTI	12/01/12	*	20	5-6	.833	0-0	.000	3-4	.750	1	4	5	4.9	3	1	2	0	0	13	6.6	
SOUTH DAKOTA	12/04/12	*	16	5-6	.833	0-0	.000	0-0	.000	3	3	6	5.0	1	2	2	1	0	10	7.0	
IOWA STATE	12/07/12	*	23	4-5	.800	0-0	.000	1-2	.500	1	4	5	5.0	1	0	2	0	0	9	7.2	
vs UNI	12/15/12	*	9	0-3	.000	0-0	.000	1-2	.500	1	2	3	4.8	3	0	2	0	0	1	6.6	
SOUTH CAROLINA STAT	12/19/12	*	18	3-4	.750	0-0	.000	0-2	.000	2	7	9	5.2	2	0	0	0	1	6	6.6	
Totals			12	203	33-54	.611	0-0	.000	13-24	.542	23	39	62	5.2	24	6	12	11	5	79	6.6

Games played: 12  
 Minutes/game: 16.9  
 Points/game: 6.6  
 FG Pct: 61.1  
 FT Pct: 54.2

Rebounds/game: 5.2  
 Assists/game: 0.5  
 Turnovers/game: 1.0  
 Assist/turnover ratio: 0.5  
 Steals/game: 0.4  
 Blocks/game: 0.9

#### CAREER STATISTICS

YEAR	G/GS	FG-A	PCT	3-PT	PCT	FT-A	PCT	RB	AVG	PF-FO	AS	TO	BK	ST	PTS	AVG
Fresh.	12/12	33-54	.611	0-0	.000	13-24	.542	62	5.2	24-0	6	12	11	5	79	6.6



# IOWA HAWKEYE BASKETBALL

## Game-by-Game Results

Overall: 10-2      Big Ten: 0-0      Home: 8-0      Away: 0-1      Neutral: 2-1

Date	Opponent	Result	Attend.	Top Scorer	Top Rebounder
Nov. 9	UT-Pan American	W, 86-55	14,859	16, Aaron White	10, Melsahn Basabe
Nov. 12	Central Michigan	W, 73-61	10,578	18, Roy Devyn Marble	9, Aaron White
Nov. 15	Howard	W, 66-36	10,704	22, Roy Devyn Marble	8, Aaron White
Nov. 17	Gardner-Webb	W, 65-56	11,852	13, White/Oglesby	10, Aaron White
^ Nov. 20	Western Kentucky	W, 63-55	902	19, Mike Gesell	6, May/Woodbury
^ Nov. 21	Wichita State	L, 63-75	902	14, Aaron White	6, Eric May
\$ Nov. 27	at Virginia Tech	L, 79-95	5,647	21, Aaron White	10, Aaron White
Dec. 1	A&M-Corpus Christi	W, 88-59	12,628	17, Melsahn Basabe	5, Woodbury, Marble, Basabe
Dec. 4	South Dakota	W, 87-63	11,269	21, Aaron White	9, Gabriel Olaseni
+ Dec. 7	Iowa State	W, 80-71	15,127	18, Aaron White	7, Aaron White
# Dec. 15	vs. UNI	W, 80-73	13,180	30, Roy Devyn Marble	9, Aaron White
Dec. 19	South Carolina State	W, 90-46	12,158	27, Roy Devyn Marble	10, Gabriel Olaseni

^ - Cancun Challenge -- Cancun, Mexico

\$ - Big Ten / ACC Challenge

+ - Iowa Corn Cy-Hawk Series

# - Hy-Vee Big 4 Classic -- Des Moines, Iowa

\* - Big Ten Conference Game

% - Big Ten Tournament -- Chicago

Attendance Summary	Games	Totals	Average
Home	8	99,175	12,397
Away	1	5,647	5,647
Neutral	3	14,984	4,995
<b>Totals</b>	<b>12</b>	<b>119,806</b>	<b>9,984</b>



# IOWA HAWKEYE BASKETBALL

## Game-by-Game Statistics

Team	Score	FG-A	PCT	3-PT. FG	PCT	FT-A	PCT	REB	PF	AS	TO	BS	ST
at Iowa	86	31-69	.449	7-16	.438	17-25	.680	49	12	18	13	10	13
UT-Pan American	55	23-66	.348	5-24	.208	4-8	.500	41	22	7	19	4	10
at Iowa	73	26-58	.448	7-19	.368	14-23	.609	40	16	16	15	5	7
Central Michigan	61	19-48	.396	7-18	.389	16-21	.762	32	21	11	19	4	7
at Iowa	66	22-49	.449	4-21	.190	18-25	.720	43	16	16	11	5	3
Howard	36	14-52	.269	3-16	.188	5-12	.417	30	20	6	13	2	8
at Iowa	65	19-53	.358	6-21	.286	21-32	.656	40	16	12	15	6	11
Gardner-Webb	56	20-62	.323	3-19	.158	13-15	.867	41	24	7	16	1	7
Iowa	63	22-47	.468	4-12	.333	15-20	.750	38	18	11	18	6	6
vs. Western Kentucky	55	20-60	.333	5-21	.238	10-15	.667	32	22	12	13	5	11
Iowa	63	12-46	.261	8-15	.533	31-39	.795	30	22	7	14	5	2
vs. Wichita State	75	23-55	.418	7-20	.350	22-29	.759	38	26	13	12	8	9
Iowa	79	31-64	.484	4-22	.182	13-18	.722	30	23	16	10	5	2
at Virginia Tech	95	32-61	.525	4-15	.267	27-30	.900	20	20	12	9	3	6
at Iowa	88	29-52	.558	8-19	.421	22-29	.759	38	13	22	13	4	4
A&M-Corpus Christi	59	24-57	.421	5-14	.357	6-10	.600	23	24	5	15	2	11
at Iowa	87	34-76	.447	2-16	.125	17-19	.895	50	17	20	11	4	8
South Dakota	63	19-55	.345	9-22	.409	16-19	.842	31	19	10	18	4	5
at Iowa	80	30-65	.462	5-20	.250	15-18	.833	37	14	21	13	2	10
Iowa State	71	25-59	.424	9-28	.321	12-17	.706	35	17	14	19	4	5
Iowa	80	21-49	.429	12-25	.480	26-37	.703	36	19	18	15	7	5
vs. UNI	73	28-62	.452	3-16	.188	14-17	.824	33	25	6	10	2	8
at Iowa	90	31-63	.492	11-23	.478	17-27	.630	56	13	22	12	6	10
South Carolina State	46	18-71	.254	5-24	.208	5-8	.625	36	19	9	13	3	7



# IOWA HAWKEYE BASKETBALL

## Season & Career Bests

### Season Bests

Player	Points	3-Pointers	Rebounds	Assists	Blocks	Steals
Melsahn Basabe	17, A&M-CC	---	10, UTPA	2, A&M-CC	4, twice	2, UTPA
Anthony Clemmons	14, Iowa State	2, twice	4, UTPA	8, twice	1, A&M-CC	1, three times
Kyle Denning	6, SCSU	2, SCSU	1, SCSU	2, SCSU	---	---
Mike Gesell	23, UNI	4, UNI	5, Iowa State	8, SCSU	1, Gardner-Webb	3, three times
Pat Ingram	2, four times	---	3, SCSU	3, SCSU	---	1, two times
Roy Devyn Marble	30, UNI	6, SCSU	8, South Dakota	7, Virginia Tech	2, UNI	3, Gardner-Webb
Eric May	13, Wichita St.	---	6, twice	7, UNI	1, WKU	2, CMU
Zach McCabe	14, UTPA	4, UTPA	8, UTPA	3, twice	2, Gardner-Webb	2, three times
Josh Oglesby	13, Gardner-Webb	4, Wichita St.	5, Wichita St.	2, twice	2, Wichita St.	1, twice
Gabriel Olaseni	8, South Dakota	---	10, SCSU	1, A&M-CC	4, SCSU	2, SCSU
Christopher Rickert	4, SCSU	---	2, SCSU	---	---	---
Darius Stokes	2, twice	---	5, SCSU	1, UTPA	1, UTPA	---
Aaron White	21, twice	1, three times	10, twice	3, twice	2, twice	4, UTPA
Adam Woodbury	13, A&M-CC	---	9, SCSU	2, twice	3, twice	2, Gardner-Webb

### Career Bests

Player	Points	3-Pointers	Rebounds	Assists	Blocks	Steals
Melsahn Basabe	25, Michigan, '11	---	14, Iowa State, '10	2, three times	7, Iowa State, '10	2, six times
Anthony Clemmons	14, Iowa State, '12	2, twice	4, UTPA, '12	8, twice	1, A&M-CC, '12	1, three times
Kyle Denning	6, SCSU, '12	2, SCSU, '12	---	2, SCSU, '12	---	---
Mike Gesell	23, UNI, '12	4, UNI, '12	5, Iowa State	8, SCSU	1, Gardner-Webb, '12	3, three times
Pat Ingram	2, four times	---	3, SCSU, '12	3, SCSU, '12	---	1, two times
Roy Devyn Marble	31, Oregon, '12	7, Oregon, '12	8, five times	8, Wisconsin, '12	3, Boise State, '11	4, twice
Eric May	20, twice	5, Ohio State, '10	11, PVAM, '09	7, UNI, '12	3, three times	7, SIUE
Zach McCabe	20, three times	4, three times	10, Minnesota, '12	4, Minnesota, '12	2, twice	4, Minnesota, '12
Kyle Meyer	---	---	---	---	---	---
Josh Oglesby	24, Indiana, '12	6, Indiana, '12	5, twice	4, Chicago State, '11	2, Wichita St.	2, Clemson, '11
Gabriel Olaseni	8, three times	---	10, SCSU, '12	1, four times	4, SCSU, '12	2, twice
Christopher Rickert	4, SCSU, '12	---	2, SCSU, '12	---	---	---
Darius Stokes	2, four times	---	5, SCSU, '12	1, three times	1, three times	1, Clemson, '11
Aaron White	25, Dayton, '12	2, three times	12, N'western, '12	4, Penn State, '12	3, twice	4, UTPA, '12
Adam Woodbury	13, A&M-CC, '12	---	9, SCSU, '12	2, twice	3, twice	2, Gardner-Webb, '12





# IOWA HAWKEYE BASKETBALL

**The Last Time...**

## The Last Time a Player . . .

### **Had 30 or more points**

Iowa -- 30, Roy Devyn Marble, UNI, 12/15/12  
Opponent -- 30, Tim Hardaway Jr., Michigan, 2/19/11

### **Made at least 90% of his FGA (10 att.)**

Iowa -- .909 (9-10), Luke Recker vs. Purdue, 3/07/02  
Opponent -- .900 (9-10), E.J. Singler, Oregon, 3/18/12

### **Made 100% of his FTA (10 att.)**

Iowa -- 1.000 (10-10), Jermain Davis vs. UTSA, 11/17/08  
Opponent -- 1.000 (10-10), Morris Smith IV, UTSA, 11/15/09

### **Had 15 or more rebounds**

Iowa -- 15, Jarryd Cole vs. Northern Iowa, 12/7/10  
Opponent -- 15, Jon Leuer, Wisconsin, 2/9/11

### **Had 10 or more assists**

Iowa -- 11, Bryce Cartwright vs. Oregon, 3/18/12  
Opponent -- 11, Darius Morris, Michigan, 1/30/11

### **Had 5 or more blocks**

Iowa -- 5, Melsahn Basabe vs. Indiana, 2/19/12  
Opponent -- 5, Ehimen Orukpe, Wichita St., 11/21/12

### **Had 5 or more steals**

Iowa -- 5, Jarryd Cole at Michigan State, 3/2/11  
Opponent -- 5, Drew Crawford, Northwestern, 3/3/12

## The Last Time A Team . . .

### **Scored 100 or more points**

Iowa -- 105 vs. Central Arkansas, 12/19/11  
Opponent -- 108 by Oregon, 3/18/12

### **Scored 40 or fewer points**

Iowa -- 40 at Wisconsin, 3/3/10  
Opponent -- 36 by Howard, 11/15/12

### **Won an overtime game**

Iowa -- 75-67 (2 OT) vs. Penn State, 3/07/09  
Opponent -- 62-59 (1 OT) Wisconsin, 2/9/11

### **Made at least 60% of its FGA (20 att.)**

Iowa -- .630 (34-54) at Indiana, 1/19/12  
Opponent -- .617 (37-60) by Michigan State, 1/10/2012

### **Made at least 50% of its 3-pt. FGA (8 att.)**

Iowa -- .533 (8-15) vs. Wichita St., 11/21/12  
Opponent -- .520 (13-25) by Northwestern, 2/9/12

### **Made at least 90% of its FTA (10 att.)**

Iowa -- .909 (20-22) vs. Clemson, 11/29/11  
Opponents -- .900 (27-30) Virginia Tech, 11/27/12



# IOWA HAWKEYE BASKETBALL

## Season Highs And Lows/Specialty Statistics

CATEGORY	IOWA	OPPONENTS
<u>Points</u>	High 90 Low 63	95 Virginia Tech 36 WKU, Wichita State
<u>FG Made</u>	High 34 Low 12	32 Virginia Tech 14 Howard
<u>FG Att.</u>	High 76 Low 46	71 South Dakota 48 Wichita State
<u>FG%</u>	High .558 Low .261	.525 A&M-Corpus Christi .254 Wichita State
<u>3FG Made</u>	High 12 Low 2	9 South Dakota, Iowa State 3 Howard, Gardner-Webb, UNI
<u>3FG Att.</u>	High 25 Low 12	28 UNI 14 WKU
<u>3FG%</u>	High .533 Low .125	.409 Wichita State .158 South Dakota
<u>FTM</u>	High 31 Low 13	27 Wichita State 4 Virginia Tech
<u>FTA</u>	High 39 Low 19	30 Wichita State 8 South Dakota
<u>FT% (min. 10)</u>	High .895 Low .609	.900 South Dakota .417 CMU
<u>Off. Reb.</u>	High 20 Low 8	19 South Dakota 8 Virginia Tech
<u>Def. Reb.</u>	High 41 Low 22	27 SC State 13 Virginia Tech, Iowa State
<u>Total Reb.</u>	High 56 Low 30	41 SC State 23 Virginia Tech
<u>Assists</u>	High 22 Low 11	14 A&M-Corpus Christi, SC State 5 WKU
<u>Steals</u>	High 13 Low 2	11 UTPA 5 Wichita State, Virginia Tech
<u>Blocks</u>	High 10 Low 2	8 UTPA 1 Iowa State
<u>Turnovers</u>	High 15 Low 11	19 CMU, Gardner-Webb, UNI 9 South Dakota
<u>Fouls</u>	High 23 Low 12	25 Virginia Tech 19 UNI, South Dakota

### GAME-BY-GAME SPECIALTY STATS

Date	Opponent	Pts. Off	Pts. in	2nd	Bench
		TO's	Paint	Chance	Points
		I/A-Opp.	I/A-Opp.	I/A-Opp.	I/A-Opp.
11/9	UT-Pan American	22-14	38-32	16-15	28-14
11/12	Central Michigan	12-2	16-12	11-2	24-23
11/15	Howard	10-10	32-16	11-11	16-5
11/17	Gardner-Webb	19-17	24-28	16-20	19-24
11/20	WKU	18-15	20-22	9-18	19-7
11/21	Wichita State	14-20	6-30	9-14	35-40
11/27	at Virginia Tech	11-11	42-46	13-2	24-22
12/1	A&M-Corpus Christi	24-15	38-28	16-15	44-32
12/4	South Dakota	23-7	54-14	24-4	26-12
12/7	Iowa State	22-18	36-26	15-12	22-39
12/15	vs. UNI	11-17	10-48	6-9	19-5
12/19	SC State	18-6	32-22	20-15	39-10

## IOWA AND OPPONENT INDIVIDUAL HIGH PERFORMANCES

CATEGORY	IOWA	OPPONENTS
<u>Points</u>	30 Roy Devyn Marble vs. UNI	25 Christopher Early (Wichita State)
<u>Field Goals Made</u>	9 Roy Devyn Marble (twice)	9 Deon Mitchell (UNI)
<u>Field Goals Attempted</u>	16 Roy Devyn Marble vs. Virginia Tech	16 Donta Harper (Gardner-Webb)
<u>Field Goal Percentage (min. 5 made)</u>	.833 (5-6) Adam Woodbury (twice)	.857 (6-7) Josh Cleveland (UTPA)
<u>3-Point Field Goals Made</u>	6 Roy Devyn Marble (SC State)	4 Casey Kasperbauer (South Dakota)
<u>3-Point Field Goals Attempted</u>	9 Roy Devyn Marble vs. UNI	8 Three players
<u>3-Point Field Goals Pct. (min. 4 made)</u>	1.000 (4-4) Zach McCabe vs. UTPA	.500 (4-8) Casey Kasperbauer (South Dakota)
<u>Free Throws Made</u>	14 (14-19) Roy Devyn Marble vs. UNI	8 Two players
<u>Free Throws Attempted</u>	14 (14-19) Roy Devyn Marble vs. UNI	9 Three players
<u>Free Throw Pct. (min. 7 made)</u>	.916 (11-12) Aaron White vs. Wichita State	.888 Two players
<u>Offensive Rebounds</u>	7 Aaron White vs. Gardner-Webb	6 Zane Knowles (A&M-Corpus Christi)
<u>Defensive Rebounds</u>	8 Aaron White (twice)	8 Brandon Harris (Western Kentucky)
<u>Total Rebounds</u>	10 Four times	10 Brandon Harris (Western Kentucky)
<u>Assists</u>	8 Three times	7 Korie Lucious (Iowa State)
<u>Steals</u>	4 Aaron White vs. UTPA	4 Malcolm Armstead (Wichita State)
<u>Blocks</u>	4 Two times, last Gabe Olaseni vs. SC State	5 Ehimen Orukpe (Wichita State)
<u>Turnovers</u>	5 Two players	7 Korie Lucious (Iowa State)



# IOWA HAWKEYE BASKETBALL

## 2012-13 Iowa Record When . . .

When playing at home:	8-0	When leading at the half:	8-1	When wearing White:	8-0
When playing on the road:	0-1	When trailing at the half:	2-1	When wearing Black:	0-2
When playing on a neutral court:	2-1	When tied at the half:	0-0	When wearing Gold:	2-0

When Iowa scores 100 points or more:	0-0	Iowa field goal percentage at home:	191-373	.443
When Iowa scores 90-99 points:	1-0	Iowa field goal percentage on road:	52-113	.460
When Iowa scores 80-89 points:	5-0	Iowa 3-point percentage at home:	50-155	.323
When Iowa scores 70-79 points:	1-1	Iowa 3-point percentage on road:	16-47	.340
When Iowa scores under 70 points:	3-1	Iowa free throw percentage at home:	141-198	.712
		Iowa free throw percentage on road:	39-55	.709

When opponent scores 100 points or more:	0-0
When opponent scores 90-99 points:	0-1
When opponent scores 80-89 points:	0-0
When opponent scores 70-79 points:	2-1
When opponent scores 60-69 points:	2-0
When opponent scores fewer than 60 points:	6-0

On Sunday:	0-0
On Monday:	1-0
On Tuesday:	2-1
On Wednesday:	1-1
On Thursday:	1-0
On Friday:	2-0
On Saturday:	3-0

When Iowa shoots at least 50% from the field:	1-0
When Iowa shoots less than 50% from the field:	9-2
When opponent shoots at least 50% from the field:	0-1
When opponent shoots less than 50% from the field:	10-1
When Iowa has higher FG% than opponent:	9-0
When opponent has higher FG%:	2-1
When FG% is equal:	0-0

On BTN:	4-0
On CBS:	1-1
On ESPN:	0-0
On ESPN2:	0-0
On ESPNU:	0-1
On Mediacom:	3-0
On Fox Sports:	0-0
BTN.com:	2-0
No Television:	0-0

When Iowa outrebounds opponent:	9-0
When opponent has more rebounds:	1-2
When rebounds are equal:	0-0

When Iowa shoots at least 80% from the line:	2-0
When Iowa shoots less than 80% from the line:	8-2
When opponent shoots at least 80% from the line:	3-1
When opponent shoots less than 80% from the line:	7-1
When Iowa shoots more free throws than opponent:	8-1
When opponent shoots more free throws:	1-1
When free throws attempts are equal:	1-0
When Iowa has higher FT% than opponent:	7-1
When opponent has higher FT%:	3-1
When FT% is equal:	0-0

Most Points, First Half: 47 vs. SCSU
Fewest Points, First Half: 18 vs. Gardner-Webb
Most Points Allowed, First Half: 38 vs. Gardner-Webb, Virginia Tech
Fewest Points Allowed, First Half: 16 vs. Howard
Most Points, Second Half: 47 vs. Gardner-Webb
Fewest Points, Second Half: 28 vs. Wichita State
Most Points Allowed, Second Half: 49 vs. Virginia Tech
Fewest Points Allowed, Second Half: 18 vs. Gardner-Webb
Largest Halftime Advantage: 27 vs. SCSU
Largest Halftime Deficit: 20 vs. Gardner-Webb

When Iowa shoots at least 50% from 3-point range:	0-1
When Iowa shoots less than 50% from 3-point range:	10-1
When opponent shoots at least 50% from 3-point range:	0-0
When opponent shoots less than 50% from 3-point range:	10-2
When Iowa has a higher 3-point FG% than opponent:	7-1
When opponent has a higher 3-point FG%:	3-1
When 3-point FG% is equal:	0-0

When Iowa has more assists than opponent:	9-1
When opponent has more assists:	1-1
When assists are equal:	0-0

When Iowa has fewer turnovers than opponent:	7-0
When opponent has fewer turnovers:	3-2
When turnovers are equal:	0-0
When Iowa has more steals than opponent:	5-0
When opponent has more steals:	4-2
When steals are equal:	1-0



# IOWA HAWKEYE BASKETBALL

## Under McCaffery... Iowa Record When . . .

When playing at home:	29-14	When leading at the half:	29-10	When wearing White:	28-15
When playing on the road:	5-19	When trailing at the half:	7-29	When wearing Black:	6-23
When playing on a neutral court:	4-6	When tied at the half:	2-0	When wearing Gold:	4-1
When Iowa scores 100 points or more:	2-0	Iowa field goal percentage at home:	1125-2447	.459	
When Iowa scores 90-99 points:	4-1	Iowa field goal percentage on road:	769-1770	.434	
When Iowa scores 80-89 points:	10-1	Iowa 3-point percentage at home:	237-677	.350	
When Iowa scores 70-79 points:	9-14	Iowa 3-point percentage on road:	165-489	.337	
When Iowa scores under 70 points:	13-24	Iowa free throw percentage at home:	675-941	.717	
		Iowa free throw percentage on road:	429-628	.683	
When opponent scores 100 points or more:	0-2	On Sunday:	2-9		
When opponent scores 90-99 points:	0-4	On Monday:	3-1		
When opponent scores 80-89 points:	0-9	On Tuesday:	6-7		
When opponent scores 70-79 points:	7-18	On Wednesday:	5-9		
When opponent scores 60-69 points:	12-7	On Thursday:	4-5		
When opponent scores fewer than 60 points:	19-0	On Friday:	4-4		
		On Saturday:	13-4		
When Iowa shoots at least 50% from the field:	9-6	On BTN:	14-24		
When Iowa shoots less than 50% from the field:	30-34	On CBS:	1-1		
When opponent shoots at least 50% from the field:	2-22	On ESPN:	2-1		
When opponent shoots less than 50% from the field:	36-17	On ESPN2:	2-2		
When Iowa has higher FG% than opponent:	34-8	On ESPNU:	2-7		
When opponent has higher FG%:	4-31	On Mediacom:	8-0		
When FG% is equal:	0-0	On Fox Sports:	0-0		
When Iowa outrebounds opponent:	32-10	BTN.com:	6-1		
When opponent has more rebounds:	6-28	No Television:	2-2		
When rebounds are equal:	0-1				
When Iowa shoots at least 80% from the line:	8-7	Most Points, First Half: 55 vs. Central Arkansas, '11			
When Iowa shoots less than 80% from the line:	30-32	Fewest Points, First Half: 18 vs. Gardner-Webb, '12			
When opponent shoots at least 80% from the line:	8-11	Most Points Allowed, First Half: 55 vs. Michigan State, '12			
When opponent shoots less than 80% from the line:	31-28	Fewest Points Allowed, First Half: 18 vs. UL Monroe, '10			
When Iowa shoots more free throws than opponent:	32-16	Most Points, Second Half: 58 vs. SIU-Edwardsville, '10			
When opponent shoots more free throws:	4-22	Fewest Points, Second Half: 24 vs. Wisconsin, '12			
When free throws attempts are equal:	2-1	Most Points Allowed, Second Half: 61 at Oregon, '12			
When Iowa has higher FT% than opponent:	21-15	Fewest Points Allowed, Second Half: 16 vs. UNI, '10			
When opponent has higher FT%:	17-24	Largest Halftime Advantage: 33 vs. SIU-Edwardsville, '10			
When FT% is equal:	0-0	Largest Halftime Deficit: 22 at Michigan State, '12			
When Iowa shoots at least 50% from 3-point range:	4-4				
When Iowa shoots less than 50% from 3-point range:	34-35				
When opponent shoots at least 50% from 3-point range:	1-10				
When opponent shoots less than 50% from 3-point range:	37-29				
When Iowa has a higher 3-point FG% than opponent:	27-15				
When opponent has a higher 3-point FG%:	11-24				
When 3-point FG% is equal:	0-0				
When Iowa has more assists than opponent:	30-7				
When opponent has more assists:	6-30				
When assists are equal:	2-2				
When Iowa has fewer turnovers than opponent:	24-13				
When opponent has fewer turnovers:	12-24				
When turnovers are equal:	3-2				
When Iowa has more steals than opponent:	26-16				
When opponent has more steals:	9-22				
When steals are equal:	3-1				



# IOWA HAWKEYE BASKETBALL

## Iowa Superlatives Under McCaffery

### TEAM

#### Most Points Scored

1. 111 – SIU Edwardsville (11/26/10)
2. 105 – Central Arkansas (12/19/11)
3. 97 – Oregon (3/18/12)
4. 96 – Chicago St (11/11/11)
5. 95 – North Carolina A&T (11/14/11)

#### Fewest Points Allowed

1. **36 -- Howard (11/15/12)**
2. 40 – Louisiana Monroe (11/16/10)
3. **46 -- SC State (12/19/12)**
4. 47 – Alabama (11/20/10)
5. 50 – SIU Edwardsville (11/26/10)

#### Field Goals Made

1. 42 – Central Arkansas (12/19/11)
2. 37 – SIU Edwardsville (11/26/10)
2. 37 – Oregon (3/18/12)
4. 34 – Indiana (1/29/12)
- 34 -- South Dakota (12/4/12)**

#### Field Goals Attempted

1. 79 – Oregon (3/18/12)
2. 76 – Central Arkansas (12/19/11)
- 76 -- South Dakota (12/4/12)**
4. 71 – Wake Forest (11/30/10)
5. 70 – Chicago St (11/11/11)

#### Field Goal Percentage (20 Made)

1. .630 – Indiana (1/29/12)
2. .587 – SIU Edwardsville (11/26/10)
3. .577 – Indiana (1/23/11)
- .577 – Mich St (2/2/11)
5. .569 – Dayton (3/13/12)

#### 3-Point Field Goals Made

1. 13 – Northern Illinois (11/17/11)
2. **12 -- Northern Iowa (12/15/12)**
3. **11 -- SC State (12/19/12)**
4. 10 – SIU Edwardsville (11/26/10)
- 10 – Wisconsin (2/23/12)
- 10 – Mich St (3/9/12)
- 10 – Oregon (3/18/12)

#### 3-Point Field Goals Attempted

1. 28 – Minnesota (2/13/11)
2. 27 – Chicago St (11/11/11)
3. 26 – North Carolina A&T (11/14/11)
4. **25 - Northern Iowa (12/15/12)**
5. 24 – Illinois (12/29/10)

#### 3-Point FG Percentage (10 Made)

1. .619 (13-21) Northern Illinois (11/17/11)
2. .556 (10-18) SIUE (11/26/10)
- .556 (10-18) Wisconsin (2/23/12)
4. .500 (10-20) Mich St (3/9/12)
5. **.480 (12-25) Northern Iowa (12/15/12)**

#### Free Throws Made

1. **31 -- Wichita St (11/21/12)**
2. 29 – Penn St. (2/4/12)
3. 27 – SIU Edwardsville (11/26/10)
- 27 – Indiana (1/23/11)
- 27 – Chicago St (11/11/11)

#### Free Throws Attempted

1. 39 – Indiana (1/23/11)
- 39 -- Wichita St (11/21/12)**
3. 38 – SIU Edwardsville (11/26/10)
4. **37 - Northern Iowa (12/15/12)**
5. 34 – Penn State (2/4/12)

#### Free Throw Percentage (10 Made)

1. .909 (20-22) Clemson (11/29/11)
2. **.895 (17-19) South Dakota (12/4/12)**
3. .880 (22-25) Iowa St (12/9/11)
4. .867 (13-15) Oregon (3/18/12)
5. .853 (29-34) Penn St (2/4/12)

#### Most Rebounds

1. 56 – Brown (12/3/11)
- 56 -- SC State (12/19/12)**
3. 53 – North Carolina A&T (11/14/11)
- 53 – Central Arkansas (12/19/11)
5. **50 -- South Dakota (12/4/12)**

#### Most Assists

1. 32 – Central Arkansas (12/19/11)
2. 26 – Northern Illinois (11/17/11)
3. 24 – SIU Edwardsville (11/26/10)
4. 23 – Dayton (3/13/12)
5. 22 – Chicago St (11/11/11)
- 22 -- A&M-Corpus Christi (12/1/12)**
- 22 -- SC State (12/19/12)**

#### Most Steals

1. 19 – SIU Edwardsville (11/26/10)
2. 14 – Idaho St (12/4/10)
- 14 – Chicago St (11/11/11)
4. 13 – IPFW (11/26/11)
- 13 -- UT-Pan American (11/9/12)**

#### Most Blocked Shots

1. **10 -- UT-Pan American (11/9/12)**
2. 8 – Boise St (12/22/11)
3. 7 – Iowa St (12/10/10)
- 7 – Central Arkansas (12/19/11)
- 7 – Penn St (2/16/12)
- 7 – Indiana (2/19/12)
- 7 – Mich St (3/9/12)
- 7 -- Northern Iowa (12/15/12)**

#### Fewest Turnovers

1. 5 – Boise St (12/22/11)
2. 6 – Illinois (3/8/12)
3. 8 – UNI (12/7/10)
- 8 – Creighton (11/20/11)
- 8 – Michigan (1/14/12)
- 8 – Nebraska (1/26/12)
- 8 – Oregon (3/18/12)

### INDIVIDUAL

#### Most Points:

1. 33 – Matt Gatens vs Wisconsin (2/23/12)
2. 31 – Devyn Marble vs Oregon (3/18/12)
3. 30 – Matt Gatens vs Indiana (2/19/12)
- 30 -- Roy Devyn Marble vs. UNI (12/15/12)**
5. 27 – Matt Gatens vs NC A&T (11/14/11)
- 27 -- Roy Devyn Marble vs. SCSU (12/19/12)**

#### Field Goals Made

1. 12 – Matt Gatens vs Wisconsin (2/23/12)
2. 10 – Devyn Marble vs Oregon (3/18/12)
- 10 – Aaron White vs Dayton (2/19/12)
- 10 – Matt Gatens vs Indiana (2/19/12)

#### Field Goals Attempted

1. 21 – Matt Gatens vs Minnesota (1/16/11)
2. 19 – Bryce Cartwright vs La Tech (12/21/10)
3. 18 – Matt Gatens vs Wisconsin (2/23/12)
- 18 – Matt Gatens vs Indiana (2/19/12)

#### 3-Point FG Made

1. 7 – Devyn Marble vs Oregon (3/18/12)
- 7 – Matt Gatens vs Wisconsin (2/23/12)
- 7 – Matt Gatens vs Indiana (2/19/12)
4. **6 -- Roy Devyn Marble vs. SCSU (12/19/12)**

#### Free Throws Made

1. **14 -- Roy Devyn Marble vs. UNI (12/15/12)**
2. 11 – Matt Gatens vs Indiana (1/23/11)
- 11 -- Aaron White vs. Wichita St (11/21/12)**
4. 10 – Matt Gatens (six times)
- 10 -- Aaron White vs. Howard (11/15/12)**

#### 3-Point Field Goals Attempted

1. 11 – Matt Gatens vs Minnesota (2/13/11)
2. 10 – Matt Gatens vs Penn St (2/4/12)
- 10 -- Roy Devyn Marble at Iowa St (12/9/11)

#### Most Rebounds:

1. 15 -- Jarryd Cole vs UNI (12/7/10)
2. 14 -- Melsahn Basabe vs Iowa St (12/10/10)
3. 13 -- Melsahn Basabe vs Indiana (2/5/10)
- 13 -- Melsahn Basabe vs Minnesota (1/16/11)
- 13 -- Melsahn Basabe Vs Ohio St (1/4/11)

#### Most Assists

1. 11 -- Bryce Cartwright vs Dayton (3/13/12)
2. 10 -- Bryce Cartwright at Oregon (3/18/12)
- 10 -- Bryce Cartwright vs Mich St (2/2/11)
4. 9 -- Bryce Cartwright (four times)

#### Most Steals

1. 7 -- Eric May vs SIUE (11/26/10)
2. 6 -- Eric May at Wake Forest (11/30/10)
3. 5 -- Jarryd Cole at Mich St (3/2/11)
- 5 -- Matt Gatens vs Idaho St (12/4/10)

#### Most Blocks

1. 7 -- Melsahn Basabe vs. Iowa St (12/10/10)
2. 6 -- Melsahn Basabe vs Ohio St (1/4/11)
3. 5 -- Melsahn Basabe vs Indiana (2/19/12)
4. 4 -- Andrew Brommer vs Minnesota (2/13/11)
- 4 -- Melsahn Basabe vs Boise St (12/22/11)
- 4 -- Melsahn Basabe vs CMU (11/12/12)**
- 4 -- Melsahn Basabe vs. WKU (11/20/12)**
- 4 -- Gabriel Olaseni vs SC State (12/19/12)**

## Game 1 - Iowa 86, UT-Pan American 55

Official Basketball Box Score -- Game Totals -- Final Statistics  
**UTPA vs Iowa**  
 11/09/12 8:05 p.m. at Carver-Hawkeye Arena - Iowa City, IA

UTPA 55 • 0-1

#	Player	Total		3-Ptr		Rebounds			PF	TP	A	TO	Blk	Stl	Min
		FG-FGA	FG-FGA	FT-FTA	FT-FTA	Off	Def	Tot							
13	Cabrera, Ruben	f	1-2	0-0	1-2	0	2	2	1	3	0	0	0	0	11
21	Toivonen, Lauri	f	1-1	0-0	0-0	0	0	0	2	2	1	4	1	1	16
01	Provost, Brandon	g	5-17	2-10	1-1	1	5	6	1	13	1	2	1	2	33
03	Urbanus, Aaron	g	5-11	3-7	0-0	1	4	5	1	13	1	2	0	0	30
23	Dalgado, Jesus	g	5-12	0-1	0-0	2	2	4	3	10	4	3	0	1	27
04	Dantzier, Jamal	g	0-2	0-0	0-0	1	1	2	0	0	0	0	0	1	11
05	Nash, DeMarko	g	0-2	0-2	2-2	0	1	1	1	2	0	0	0	1	5
24	Hines, Shaquille	g	0-1	0-0	0-0	0	5	5	4	0	0	1	0	1	14
20	Cleveland, Josh	g	6-7	0-0	0-1	4	1	5	4	12	0	1	1	1	22
30	Johnson, Hurley	g	0-5	0-3	0-2	1	1	2	2	0	0	2	0	0	15
32	Leathers, Justin	g	0-6	0-1	0-0	2	3	5	3	0	0	4	1	2	16
	Team					2	2	4							
	Totals		23-66	5-24	4-8	14	27	41	22	55	7	19	4	10	200

FG % 1st Half: 11-29 37.9% 2nd half: 12-37 32.4% Game: 23-66 34.8%  
 3FG % 1st Half: 1-9 11.1% 2nd half: 4-15 26.7% Game: 5-24 20.8%  
 FT % 1st Half: 1-2 50.0% 2nd half: 3-6 50.0% Game: 4-8 50.0%

Iowa 86 • 1-0

#	Player	Total		3-Ptr		Rebounds			PF	TP	A	TO	Blk	Stl	Min
		FG-FGA	FG-FGA	FT-FTA	FT-FTA	Off	Def	Tot							
15	McCabe, Zach	f	5-9	4-4	0-0	2	6	8	2	14	1	2	0	2	21
30	White, Aaron	f	6-9	0-1	4-6	3	2	5	1	16	2	1	2	4	21
34	Woodbury, Adam	c	4-6	0-0	2-3	2	1	3	0	10	1	1	3	1	14
04	Marble, Roy Devyn	g	4-12	0-2	3-4	0	2	2	1	11	4	0	0	1	23
10	Gesell, Mike	g	3-6	1-3	0-0	0	3	3	0	7	4	1	0	1	24
00	Olasein, Gabriel	g	1-3	0-0	0-0	1	6	7	4	2	0	0	2	1	14
01	Basabe, Melsahn	g	2-9	0-0	5-8	6	4	10	3	9	0	3	2	2	17
02	Oglesby, Josh	g	1-5	1-5	1-2	0	0	0	0	4	0	0	0	0	14
05	Clemmons, Anthony	g	2-5	1-1	0-0	2	2	4	0	5	2	2	0	0	14
11	Rickert, Christopher	g	0-1	0-0	0-0	0	0	0	1	0	0	0	0	0	3
13	Denning, Kyle	g	0-0	0-0	0-0	0	0	0	0	0	0	1	0	0	3
24	Ingram, Pat	g	1-1	0-0	0-0	0	0	0	0	2	1	1	0	0	4
25	May, Eric	g	2-3	0-0	2-2	1	4	5	0	6	2	1	0	1	24
35	Stokes, Darius	g	0-0	0-0	0-0	0	0	0	0	1	0	1	0	1	4
	Team					1	1	2							
	Totals		31-69	7-16	17-25	18	31	49	12	86	18	13	10	13	200

FG % 1st Half: 14-36 38.9% 2nd half: 17-33 51.5% Game: 31-69 44.9%  
 3FG % 1st Half: 3-9 33.3% 2nd half: 4-7 57.1% Game: 7-16 43.8%  
 FT % 1st Half: 14-20 70.0% 2nd half: 3-5 60.0% Game: 17-25 68.0%

Officials: Ted Valentine, Steve McClunkins, Todd Williams

Technical fouls: UTPA-None. Iowa-None.

Attendance: 14859

2012-13 Season Opener

Score by periods	1st	2nd	Total
UTPA	24	31	55
Iowa	45	41	86

	In	Off	2nd	Fast	Bench
Points	Paint	T/O	Chance	Break	
UTPA	32	14	15	7	14
Iowa	38	22	16	6	28

Last FG - UTPA 2nd-01:32, IOWA 2nd-02:00.  
 Largest lead - UTPA None, IOWA by 37 2nd-03:41.

Score tied - 0 times.  
 Lead changed - 0 times.

## Game 2 - Iowa 73, Central Michigan 61

Official Basketball Box Score -- Game Totals -- Final Statistics  
**Central Michigan vs Iowa**  
 11/12/12 6:35 p.m. at Carver-Hawkeye Arena - Iowa City, IA

Central Michigan 61 • 0-1

#	Player	Total		3-Ptr		Rebounds			PF	TP	A	TO	Blk	Stl	Min
		FG-FGA	FG-FGA	FT-FTA	FT-FTA	Off	Def	Tot							
34	Simons, John	f	1-4	1-2	5-5	1	4	5	1	8	3	2	1	1	30
41	Saylor, Zach	f	2-5	0-0	0-0	1	3	4	4	4	0	1	0	0	24
12	Randall, Kyle	g	5-8	1-2	6-6	1	3	4	0	17	2	5	0	1	31
15	Fowler, Chris	g	1-4	0-0	1-3	0	2	2	3	3	2	3	0	1	21
33	Keel, Austin	g	2-9	2-7	0-2	0	4	4	2	6	1	4	1	1	31
03	Richardson, Derrick	g	4-6	2-2	4-5	0	2	2	3	14	1	2	0	0	21
05	Craddock, Finis	g	0-1	0-0	0-0	1	0	1	1	0	0	1	0	1	8
23	Stewart, Austin	g	1-4	0-1	0-0	0	0	0	0	2	0	1	0	1	8
24	Hibbitts, Blake	g	0-2	0-2	0-0	0	0	0	3	0	1	0	0	1	10
25	Mbaigoto, Olivier	g	3-5	1-2	0-0	1	2	3	3	7	1	0	2	0	16
	Team					4	3	7							
	Totals		19-48	7-18	16-21	9	23	32	21	61	11	19	4	7	200

FG % 1st Half: 8-28 28.6% 2nd half: 11-20 55.0% Game: 19-48 39.6%  
 3FG % 1st Half: 5-14 35.7% 2nd half: 2-4 50.0% Game: 7-18 38.9%  
 FT % 1st Half: 1-2 50.0% 2nd half: 11-13 84.6% Game: 16-21 76.2%

Iowa 73 • 2-0

#	Player	Total		3-Ptr		Rebounds			PF	TP	A	TO	Blk	Stl	Min
		FG-FGA	FG-FGA	FT-FTA	FT-FTA	Off	Def	Tot							
15	McCabe, Zach	f	0-3	0-2	0-0	1	0	1	4	0	1	1	0	0	10
30	White, Aaron	f	4-8	0-1	6-9	5	4	9	3	14	2	3	0	1	31
34	Woodbury, Adam	c	1-3	0-0	0-1	4	1	5	2	2	0	1	1	1	16
04	Marble, Roy Devyn	g	6-15	2-4	4-7	2	4	6	2	18	3	2	0	0	40
10	Gesell, Mike	g	6-11	3-6	0-1	0	3	3	2	15	5	3	0	1	32
00	Olasein, Gabriel	g	0-0	0-0	2-2	0	2	2	0	2	0	0	0	0	3
01	Basabe, Melsahn	g	4-8	0-0	1-1	1	2	3	1	9	0	1	4	1	20
02	Oglesby, Josh	g	0-2	0-2	0-0	0	0	0	0	0	0	0	0	1	6
05	Clemmons, Anthony	g	3-6	2-4	1-2	1	1	2	0	9	4	2	0	0	21
25	May, Eric	g	2-2	0-0	0-0	0	4	4	2	4	1	2	0	2	21
	Team					3	2	5							
	Totals		26-58	7-19	14-23	17	23	40	16	73	16	15	5	7	200

FG % 1st Half: 11-31 35.5% 2nd half: 15-27 55.6% Game: 26-58 44.8%  
 3FG % 1st Half: 2-10 20.0% 2nd half: 5-9 55.6% Game: 7-19 36.8%  
 FT % 1st Half: 5-8 62.5% 2nd half: 9-15 60.0% Game: 14-23 60.9%

Officials: Lamont Simpson, Glenn Mayborg, D.J. Carstensen

Technical fouls: Central Michigan-None. Iowa-None.

Attendance: 10578

Score by periods	1st	2nd	Total
Central Michigan	26	35	61
Iowa	29	44	73

	In	Off	2nd	Fast	Bench
Points	Paint	T/O	Chance	Break	
CMU	16	13	6	4	23
IOWA	28	23	17	10	24

Last FG - CMU 2nd-00:05, IOWA 2nd-00:21.  
 Largest lead - CMU by 3 1st-17:35, IOWA by 15 2nd-08:09.

Score tied - 7 times.  
 Lead changed - 6 times.

## Game 3 - Iowa 66, Howard 36

Official Basketball Box Score -- Game Totals -- Final Statistics  
**Howard vs Iowa**  
 11/15/12 7:05 p.m. at Carver-Hawkeye Arena - Iowa City, IA

Howard 36 • 0-2

#	Player	Total		3-Ptr		Rebounds			PF	TP	A	TO	Blk	Stl	Min
		FG-FGA	FG-FGA	FT-FTA	FT-FTA	Off	Def	Tot							
03	Okoroh, Prince	f	0-5	0-0	0-0	2	3	5	4	0	0	2	0	2	25
13	Phillips, Mike	f	5-10	0-0	1-2	3	2	5	2	11	1	3	0	0	33
32	Leary, Alphonso	c	2-6	0-0	3-4	3	1	4	3	7	0	0	1	2	30
02	Thompson, Calvin	g	2-11	1-4	1-2	0	4	4	3	6	1	2	0	0	30
05	Frazier, Simuel	g	3-7	1-3	0-2	0	2	2	3	7	4	2	0	3	26
00	Okoro, Emmanuel	g	0-1	0-1	0-0	0	1	1	0	0	0	0	0	0	3
01	Lee, Tre	g	1-6	1-3	0-0	0	2	2	0	3	0	1	0	0	24
04	Dickerson, Anton	g	1-6	0-5	0-0	0	2	2	1	2	0	0	1	0	14
21	Smith, Anthony	g	0-0	0-0	0-0	0	0	0	0	0	0	0	0	0	2
25	Boymo, Theodore	g	0-0	0-0	0-2	1	1	2	4	0	0	1	0	1	13
	Team					1	2	3							
	Totals		14-52	3-16	5-12	10	20	30	20	36	6	13	2	8	200

FG % 1st Half: 6-25 24.0% 2nd half: 8-27 29.6% Game: 14-52 26.9%  
 3FG % 1st Half: 1-6 16.7% 2nd half: 2-10 20.0% Game: 3-16 18.8%  
 FT % 1st Half: 3-4 75.0% 2nd half: 2-8 25.0% Game: 5-12 41.7%

Iowa 66 • 3-0

#	Player	Total		3-Ptr		Rebounds			PF	TP	A	TO	Blk	Stl	Min
		FG-FGA	FG-FGA	FT-FTA	FT-FTA	Off	Def	Tot							
15	McCabe, Zach	f	2-2	1-1	0-0	0	3	3	1	5	2	2	0	0	17
30	White, Aaron	f	3-7	0-4	10-11	3	5	8	2	16	3	1	1	0	26
34	Woodbury, Adam	c	2-2	0-0	0-0	1	5	6	2	4	0	0	1	0	19
04	Marble, Roy Devyn	g	9-15	2-5	2-4	1	1	2	1	22	2	2	1	1	29
10	Gesell, Mike	g	1-6	1-4	0-0	0	3	3	1	3	5	1	0	0	27
00	Olasein, Gabriel	g	0-1	0-0	0-0	1									

## Game 5 - Iowa 63, Western Kentucky 55

Official Basketball Box Score -- Game Totals -- Final Statistics  
Western Kentucky vs Iowa  
11/20/12 9:00 PM at Moon Palace Resort (Cancun, Mexico)

Western Kentucky 55 • 2-2

#	Player	Total		3-Ptr		Rebounds			PF	TP	A	TO	Blk	Stl	Min
		FG-FGA	FG-FGA	FT-FTA	FT-FTA	Off	Def	Tot							
22	Akol, Teeng	f	2-6	0-1	0-0	1	0	1	2	4	0	0	3	1	18
44	Fant, George	f	4-11	0-0	1-2	4	2	6	1	9	0	3	2	1	32
12	Harris, Brandon	g	2-8	1-7	0-0	2	8	10	2	5	1	1	0	1	31
14	Crook, Jamal	g	4-7	0-0	6-9	1	1	2	4	14	6	4	0	2	30
52	Price, T.J.	g	5-14	3-7	3-4	1	0	1	4	16	2	0	0	3	22
00	Anyigbo, Kene	g	1-1	0-0	0-0	1	0	1	1	2	0	1	0	0	3
01	Kaspar, Kevin	g	2-7	1-4	0-0	1	0	1	3	5	1	2	0	0	18
02	Dickerson, Caden	g	0-2	0-2	0-0	0	0	0	1	0	2	1	0	1	16
15	Akamune, O'Karo	g	0-3	0-0	0-0	1	0	1	0	0	0	0	0	2	15
20	Rostov, Aleksejs	g	0-0	0-0	0-0	0	1	1	1	0	0	1	0	0	11
24	Drane, Stephon	g	0-1	0-0	0-0	0	0	0	3	0	0	0	0	4	4
	Team					5	3	8							
	Totals		20-60	5-21	10-15	17	15	32	22	55	12	13	5	11	200

FG % 1st Half: 8-28 28.6% 2nd half: 12-32 37.5% Game: 20-60 33.3% Deadball Rebounds 2  
3FG % 1st Half: 2-10 20.0% 2nd half: 3-11 27.3% Game: 5-21 23.8%  
FT % 1st Half: 4-6 66.7% 2nd half: 6-9 66.7% Game: 10-15 66.7%

Iowa 63 • 5-0

#	Player	Total		3-Ptr		Rebounds			PF	TP	A	TO	Blk	Stl	Min
		FG-FGA	FG-FGA	FT-FTA	FT-FTA	Off	Def	Tot							
15	McCabe, Zach	f	2-8	1-4	4-5	3	2	5	5	9	0	3	0	2	21
30	White, Aaron	f	1-2	0-1	0-0	0	4	4	1	2	1	3	0	0	29
34	Woodbury, Adam	c	2-5	0-0	0-0	3	3	6	3	4	0	1	0	0	13
04	Marble, Roy Devyn	g	3-5	0-0	4-4	0	1	1	1	10	4	3	0	0	33
10	Gesell, Mike	g	7-10	3-5	2-3	0	4	4	3	19	2	4	0	2	29
00	Olaseni, Gabriel	g	0-1	0-0	0-0	0	1	1	1	0	0	1	1	0	2
01	Basabe, Melsahn	g	4-5	0-0	3-4	2	3	5	0	11	1	2	4	1	23
02	Oglesby, Josh	g	0-3	0-2	0-0	0	1	1	0	0	0	0	0	0	11
05	Clemmons, Anthony	g	0-1	0-0	0-0	0	1	1	2	0	2	0	0	1	11
25	May, Eric	g	3-7	0-0	2-3	0	6	6	2	8	1	1	1	0	28
	Team					4	0	4							
	Totals		22-47	4-12	15-20	12	26	38	18	63	11	18	6	6	200

FG % 1st Half: 10-23 43.5% 2nd half: 12-24 50.0% Game: 22-47 46.8% Deadball Rebounds 3  
3FG % 1st Half: 4-7 57.1% 2nd half: 0-5 0.0% Game: 4-12 33.3%  
FT % 1st Half: 6-9 66.7% 2nd half: 9-11 81.8% Game: 15-20 75.0%

Officials: Steve McJunkins, Paul Szelc, Jeff Spedoske  
Technical fouls: Western Kentucky-None. Iowa-None.  
Attendance: 902  
2012 Triple Crown Sports Cancun Challenge

Score by periods	1st	2nd	Total
Western Kentucky	22	33	55
Iowa	30	33	63

	In	Off	2nd	Fast	Bench
Points	Paint	T/O	Chance	Break	
WKU	22	15	18	10	7
IOWA	20	18	9	9	19

Last FG - WKU 2nd-00:35, IOWA 2nd-01:06. Score tied - 1 time.  
Largest lead - WKU None, IOWA by 12 2nd-09:46. Lead changed - 0 times.

## Game 6 - Wichita State 75, Iowa 63

Official Basketball Box Score -- Game Totals -- Final Statistics  
Iowa vs Wichita State  
11/21/12 8:35 PM at Moon Palace Resort (Cancun, Mexico)

Iowa 63 • 5-1

#	Player	Total		3-Ptr		Rebounds			PF	TP	A	TO	Blk	Stl	Min
		FG-FGA	FG-FGA	FT-FTA	FT-FTA	Off	Def	Tot							
15	McCabe, Zach	f	0-3	0-1	0-0	0	1	1	4	0	0	1	0	0	13
30	White, Aaron	f	1-4	1-2	11-12	0	3	3	3	14	1	2	1	2	35
34	Woodbury, Adam	c	0-3	0-0	1-3	0	1	1	3	1	1	0	1	0	17
04	Marble, Roy Devyn	g	4-12	2-2	1-2	3	1	4	2	11	2	5	0	0	36
10	Gesell, Mike	g	0-3	0-0	2-2	1	2	3	4	2	2	0	0	0	12
00	Olaseni, Gabriel	g	0-0	0-0	0-0	0	0	0	0	0	0	0	0	0	3
01	Basabe, Melsahn	g	0-2	0-0	6-8	0	2	2	2	6	0	1	1	0	21
02	Oglesby, Josh	g	4-11	4-8	0-0	0	5	5	2	12	1	1	2	0	21
05	Clemmons, Anthony	g	1-1	1-1	0-0	0	2	2	1	3	1	0	0	0	11
24	Ingram, Pat	g	0-1	0-0	1-2	0	0	0	0	1	1	0	0	0	8
25	May, Eric	g	2-6	0-1	9-10	2	4	6	1	13	0	1	0	0	23
	Team					3	0	3							
	Totals		12-46	8-15	31-39	10	20	30	22	63	7	14	5	2	200

FG % 1st Half: 8-22 36.4% 2nd half: 4-24 16.7% Game: 12-46 26.1% Deadball Rebounds 5-3  
3FG % 1st Half: 7-8 87.5% 2nd half: 1-7 14.3% Game: 8-15 53.3%  
FT % 1st Half: 12-15 80.0% 2nd half: 19-24 79.2% Game: 31-39 79.5%

Wichita State 75 • 6-0

#	Player	Total		3-Ptr		Rebounds			PF	TP	A	TO	Blk	Stl	Min
		FG-FGA	FG-FGA	FT-FTA	FT-FTA	Off	Def	Tot							
22	Hall, Carl	f	3-6	0-0	6-7	2	2	4	4	12	0	2	1	0	21
21	Orukpe, Ehimen	c	2-2	0-0	0-0	2	6	8	3	4	0	1	5	1	23
02	Armstead, Malcolm	g	4-12	3-5	3-5	2	3	5	4	14	5	2	1	4	30
03	Wessel, Evan	g	1-3	1-2	0-0	0	1	1	3	3	1	0	0	0	16
31	Baker, Ron	g	0-7	0-4	2-2	0	1	1	2	2	1	0	0	0	28
00	Lufie, Chadrack	g	1-1	0-0	0-0	0	0	0	2	2	0	0	1	0	4
05	Williams, Demetric	g	0-1	0-0	0-0	0	1	1	2	0	3	2	0	0	17
11	Early, Cleanthony	g	7-13	3-6	8-9	4	5	9	4	25	1	4	0	1	30
15	Wiggins, Nick	g	2-3	0-1	0-1	0	2	2	0	4	0	0	0	0	5
23	VanVleet, Fred	g	0-1	0-0	1-2	0	0	0	1	1	1	0	0	0	8
32	Cotton, Tekele	g	3-4	0-1	2-3	2	3	5	0	8	1	0	0	0	16
50	White, Jake	g	0-2	0-1	0-0	1	0	1	1	0	0	0	0	0	2
	Team					1	0	1							
	Totals		23-55	7-20	22-29	14	24	38	26	75	13	12	8	9	200

FG % 1st Half: 9-23 39.1% 2nd half: 14-32 43.8% Game: 23-55 41.8% Deadball Rebounds 2-3  
3FG % 1st Half: 4-10 40.0% 2nd half: 3-10 30.0% Game: 7-20 35.0%  
FT % 1st Half: 11-14 78.6% 2nd half: 11-15 73.3% Game: 22-29 75.9%

Officials: Bill Ek, Darryl Smith, Jim Chipper  
Technical fouls: Iowa-None. Wichita State-None.  
Attendance: 902  
2012 Triple Crown Sports Cancun Challenge

Score by periods	1st	2nd	Total
Iowa	35	28	63
Wichita State	33	42	75

	In	Off	2nd	Fast	Bench
Points	Paint	T/O	Chance	Break	
IOWA	30	14	9	0	35
WSU	6	20	14	11	40

Last FG - IOWA 2nd-01:15, WSU 2nd-00:09. Score tied - 3 times.  
Largest lead - IOWA by 6 1st-02:27, WSU by 12 2nd-00:09. Lead changed - 6 times.

## Game 7 - Virginia Tech 95, Iowa 79

Official Basketball Box Score -- Game Totals -- Final Statistics  
Iowa vs Virginia Tech  
11/27/12 7:15 PM at Cassell Coliseum, Blacksburg, Va.

Iowa 79 • 5-2

#	Player	Total		3-Ptr		Rebounds			PF	TP	A	TO	Blk	Stl	Min
		FG-FGA	FG-FGA	FT-FTA	FT-FTA	Off	Def	Tot							
15	McCabe, Zach	f	2-5	0-2	0-0	2	2	4	3	4	3	0	0	0	19
30	White, Aaron	f	8-15	0-3	5-6	2	8	10	1	21	0	0	0	0	34
34	Woodbury, Adam	c	2-5	0-0	3-5	2	3	5	2	7	1	1	3	0	19
04	Marble, Roy Devyn	g	9-16	0-4	0-0	1	6	7	1	18	7	4	0	0	35
10	Gesell, Mike	g	2-7	0-3	1-2	0	0	0	1	5	2	2	0	0	19
00	Olaseni, Gabriel	g	0-0	0-0	0-0	0	0	0	2	0	0	0	0	0	3
01	Basabe, Melsahn	g	2-2	0-0	2-2	0	1	1	2	6	0	1	2	0	21
02	Oglesby, Josh	g	3-6	3-6	0-0	0	0	0	2	9	0	0	0	0	16
05	Clemmons, Anthony	g	3-5	1-3	2-3	0	0	0	5	9	2	1	0	1	16
24	Ingram, Pat	g	0-1	0-0	0-0	0	0	0	0	0	0	0	0	0	3
25	May, Eric	g	0-2	0-1	0-0	1	2	3	4	0	1	1	0	1	15
	Team					0	0	0							
	Totals		31-64	4-22	13-18	8	22	30	23	79	16	10	5	2	200

FG % 1st Half: 15-30 50.0% 2nd half: 16-34 47.1% Game: 31-64 48.4% Deadball Rebounds 2  
3FG % 1st Half: 3-12 25.0% 2nd half: 1-10 10.0% Game: 4-22 18.2%  
FT % 1st Half: 5-7 71.4% 2nd half: 8-11 72.7% Game: 13-18 72.2%

Virginia Tech 95 • 6-0

#	Player	Total		3-Ptr		Rebounds			PF	TP	A	TO	Blk	Stl	Min
		FG-FGA	FG-FGA	FT-FTA	FT-FTA	Off	Def	Tot							
04	Cadarian Raines	f	2-4	0-0	5-6	2	4	6	3	9	0	1	2	0	27
31	Jarell Eddie	f	4-11	1-4	2-2	0	7	7	3	11	3	2	0	3	34
42	C.J. Barksdale	f	5-7	0-0	1-2	2	5	7	2	11	0	0	1	0	24
01	Robert Brown	g	6-8	1-2	5-5	0	0	0	1	18	2	1	0	1	38
11	Erick Green	g	8-15	0-4	8-9	0	5	3	24	5	2	0	2	39	
02	Joey van Zegeren	g	3-6	0-0	4-5	3	0	3	3	10	0	2	0	0	12
10	Marquis Rankin	g	2-3	1-2	0-0	0	0	0	4	5	2	1	0	0	8
25	Will Johnston	g	1-1	1-1	0-0	0	0	0	0	3	0	0	0	0	2
33	Marshall Wood	g	1-6	0-2	2-										

## Game 9 - Iowa 87, South Dakota 63

Official Basketball Box Score -- Game Totals -- Final Statistics  
 South Dakota vs Iowa  
 12/04/12 7:05 p.m. at Carver-Hawkeye Arena - Iowa City, IA

South Dakota 63 • 4-5

#	Player	Total		3-Ptr		Rebounds			PF	TP	A	TO	Blk	Stl	Min
		FG-FGA	FG-FGA	FG-FGA	FT-FTA	Off	Def	Tot							
23	Flack, Tyler	f	2-8	0-2	1-2	3	4	7	4	5	1	0	2	0	29
50	Gruis, Trevor	c	5-11	0-0	6-6	3	3	6	2	16	0	3	1	1	31
05	Myles, Juevol	g	2-12	1-5	3-4	1	4	5	2	8	2	6	0	3	32
14	Kasperbauer, Casey	g	4-9	4-8	2-2	0	2	2	3	14	2	2	0	1	32
22	Rowson, Karim	g	2-3	0-0	4-5	0	3	3	5	8	1	2	0	0	17
02	Boots, Jordan	g	3-5	3-4	0-0	0	2	2	0	9	2	2	0	0	20
03	Tecker, Steve	g	0-1	0-0	0-0	1	0	1	0	0	0	0	0	0	14
12	Bos, Brandon	g	1-5	1-2	0-0	0	2	2	1	3	2	3	0	0	21
15	Bartling, Jared	g	0-0	0-0	0-0	0	0	0	0	0	0	0	0	0	2
41	Robertson, Eric	g	0-1	0-1	0-0	0	0	0	2	0	0	0	0	0	2
	Team					0	3	3							
	Totals		19-55	9-22	16-19	8	23	31	19	63	10	18	4	5	200

FG % 1st Half: 11-29 37.9% 2nd half: 8-26 30.8% Game: 19-55 34.5%  
 3FG % 1st Half: 6-13 46.2% 2nd half: 3-9 33.3% Game: 9-22 40.9%  
 FT % 1st Half: 4-5 80.0% 2nd half: 12-14 85.7% Game: 16-19 84.2%

Iowa 87 • 7-2

#	Player	Total		3-Ptr		Rebounds			PF	TP	A	TO	Blk	Stl	Min
		FG-FGA	FG-FGA	FG-FGA	FT-FTA	Off	Def	Tot							
30	White, Aaron	f	7-11	1-1	6-6	3	3	6	1	21	1	1	0	1	24
34	Woodbury, Adam	c	5-6	0-0	0-0	3	3	6	1	10	2	2	0	0	16
04	Marble, Roy Devyn	g	5-14	0-3	4-4	2	6	8	1	14	3	2	1	0	30
05	Clemmons, Anthony	g	2-5	0-1	0-0	0	1	1	3	4	8	0	0	1	21
10	Gesell, Mike	g	5-11	0-3	2-2	0	1	1	1	12	4	2	0	3	31
00	Olaseni, Gabriel	g	3-4	0-0	2-2	5	4	9	3	8	0	0	2	0	11
01	Basabe, Melsahn	g	2-8	0-0	2-3	4	4	8	2	6	1	0	0	0	12
02	Oglesby, Josh	g	0-3	0-3	0-0	0	0	0	0	0	1	1	0	0	15
11	Rickert, Christopher	g	0-0	0-0	0-0	0	0	0	0	0	0	0	0	0	1
13	Denning, Kyle	g	0-0	0-0	0-0	0	0	0	0	0	0	0	0	0	1
15	McCabe, Zach	g	2-8	1-5	0-0	1	5	6	2	5	0	1	1	0	12
24	Ingram, Pat	g	1-1	0-0	0-0	0	0	0	1	2	0	0	0	0	8
25	May, Eric	g	1-4	0-0	1-2	2	1	3	2	3	0	1	0	1	15
35	Stokes, Darius	g	1-1	0-0	0-0	0	2	2	0	2	0	1	0	0	3
	Team					0	0	0							
	Totals		34-76	2-16	17-19	20	30	50	17	87	20	11	4	8	200

FG % 1st Half: 18-38 47.4% 2nd half: 16-38 42.1% Game: 34-76 44.7%  
 3FG % 1st Half: 0-7 0.0% 2nd half: 2-9 22.2% Game: 2-16 12.5%  
 FT % 1st Half: 9-9 100.0% 2nd half: 8-10 80.0% Game: 17-19 89.5%

Officials: Mike Sanzera, John Gaffney, Jim Schipper  
 Technical fouls: South Dakota-None. Iowa-None.  
 Attendance: 11269  
 Fouled out: South Dakota - Rowson (11:00)

Score by periods	1st	2nd	Total
South Dakota	32	31	63
Iowa	45	42	87

Last FG - SD 2nd-04:22, IOWA 2nd-00:20.  
 Largest lead - SD by 1 1st-07:42, IOWA by 25 2nd-05:33.

	In	Off	2nd	Fast	Bench
Points	14	7	4	0	12
SD	54	23	24	0	26
IOWA					

Score tied - 2 times.  
 Lead changed - 2 times.

## Game 10 - Iowa 80, Iowa State 71

Official Basketball Box Score -- Game Totals -- Final Statistics  
 Iowa State vs Iowa  
 12/07/12 7:05 p.m. at Carver-Hawkeye Arena - Iowa City, IA

Iowa State 71 • 6-3

#	Player	Total		3-Ptr		Rebounds			PF	TP	A	TO	Blk	Stl	Min
		FG-FGA	FG-FGA	FG-FGA	FT-FTA	Off	Def	Tot							
03	Ejim, Melvin	f	2-2	0-0	1-2	2	2	4	5	5	0	3	0	1	13
22	Booker, Anthony	f	0-0	0-0	0-0	2	0	2	3	0	0	0	0	1	5
02	Babb, Chris	g	5-8	3-6	0-0	1	4	5	1	13	4	3	0	1	37
13	Licious, Korie	g	3-13	2-8	6-7	0	1	1	1	14	7	7	0	1	35
21	Clyburn, Will	g	0-5	0-1	0-0	0	3	3	1	0	1	5	0	0	24
24	Gibson, Percy	g	5-7	0-0	4-5	3	4	7	1	14	0	0	3	0	24
25	McCee, Tyrus	g	4-10	3-8	1-3	1	3	4	4	12	0	0	0	1	29
31	Niang, Georges	g	6-14	1-5	0-0	3	2	5	1	13	2	0	1	0	33
	Team					2	2	4							
	Totals		25-59	9-28	12-17	14	21	35	17	71	14	19	4	5	200

FG % 1st Half: 14-27 51.9% 2nd half: 11-32 34.4% Game: 25-59 42.4%  
 3FG % 1st Half: 3-9 33.3% 2nd half: 6-19 31.6% Game: 9-28 32.0%  
 FT % 1st Half: 5-7 71.4% 2nd half: 7-10 70.0% Game: 12-17 70.6%

Iowa 80 • 8-2

#	Player	Total		3-Ptr		Rebounds			PF	TP	A	TO	Blk	Stl	Min
		FG-FGA	FG-FGA	FG-FGA	FT-FTA	Off	Def	Tot							
30	White, Aaron	f	7-13	0-1	4-5	2	5	7	1	18	3	0	0	1	31
34	Woodbury, Adam	c	4-5	0-0	1-2	1	4	5	1	9	0	2	0	0	23
04	Marble, Roy Devyn	g	2-10	0-4	2-2	1	3	4	1	6	2	1	0	3	37
05	Clemmons, Anthony	g	5-8	2-3	2-3	1	0	1	4	14	8	1	0	0	29
10	Gesell, Mike	g	2-10	1-6	6-6	0	5	5	2	11	3	3	0	3	28
01	Basabe, Melsahn	g	4-8	0-0	0-0	1	3	4	1	8	1	1	2	0	14
02	Oglesby, Josh	g	3-6	2-5	0-0	1	1	2	0	8	2	3	0	2	20
15	McCabe, Zach	g	2-2	0-0	0-0	2	0	2	3	4	0	1	0	0	10
25	May, Eric	g	1-3	0-1	0-0	2	0	2	1	2	2	0	0	1	8
	Team					4	1	5							
	Totals		30-65	5-20	15-18	15	22	37	14	80	21	13	2	10	200

FG % 1st Half: 13-32 40.6% 2nd half: 17-33 51.5% Game: 30-65 46.2%  
 3FG % 1st Half: 9-19 47.4% 2nd half: 4-9 44.4% Game: 5-20 25.0%  
 FT % 1st Half: 8-9 88.9% 2nd half: 7-9 77.8% Game: 15-18 83.3%

Officials: Tom O'Neil, Mark Whitehead, Kelly Self  
 Technical fouls: Iowa State-None. Iowa-None.  
 Attendance: 15127  
 Fouled out: #03 ISU 00:24 2nd

Score by periods	1st	2nd	Total
Iowa State	36	35	71
Iowa	35	45	80

Last FG - ISU 2nd-05:03, IOWA 2nd-04:44.  
 Largest lead - ISU by 3 1st-00:23, IOWA by 11 2nd-08:43.

	In	Off	2nd	Fast	Bench
Points	26	18	12	2	39
ISU	26	22	15	8	22
IOWA					

Score tied - 2 times.  
 Lead changed - 4 times.

## Game 11 - Iowa 80, UNI 73

Official Basketball Box Score -- Game Totals -- Final Statistics  
 UNI vs Iowa  
 12/15/12 1:30 p.m. at Wells Fargo Arena - Des Moines, IA

UNI 73 • 6-4, 0-0 MVC

#	Player	Total		3-Ptr		Rebounds			PF	TP	A	TO	Blk	Stl	Min
		FG-FGA	FG-FGA	FG-FGA	FT-FTA	Off	Def	Tot							
01	Mitchell, Deon	*	9-14	1-3	4-5	0	3	3	3	23	2	3	0	3	34
10	Tuttle, Seth	*	8-13	0-0	2-2	5	4	9	5	18	0	0	1	2	27
20	Koch, Jake	*	2-7	1-3	3-4	1	6	7	4	8	1	1	1	0	26
23	Sonnen, Marc	*	1-3	0-2	2-3	0	1	1	4	4	2	0	0	0	21
52	James, Anthony	*	6-14	0-1	3-3	0	3	3	5	15	1	4	0	1	33
04	Rank, Chip	*	1-6	1-5	0-0	1	1	2	0	3	0	0	0	0	18
05	Bohannon, Matt	*	0-2	0-2	0-0	0	3	3	2	0	0	2	0	1	22
14	Buss, Nate	*	1-2	0-0	0-0	1	1	2	1	2	0	0	0	0	9
21	Morrison, Matt	*	0-1	0-0	0-0	0	1	1	0	0	0	0	0	0	1
24	Martino, Max	*	0-0	0-0	0-0	0	1	1	1	0	0	0	0	1	9
	Team					0	1	1							
	Totals		28-62	3-16	14-17	8	25	33	25	73	6	10	2	8	200

FG % 1st Half: 12-33 36.4% 2nd half: 16-29 55.2% Game: 28-62 45.2%  
 3FG % 1st Half: 1-9 11.1% 2nd half: 2-7 28.6% Game: 3-16 18.8%  
 FT % 1st Half: 7-9 77.8% 2nd half: 7-8 87.5% Game: 14-17 82.4%

Iowa 80 • 9-2, 0-0 Big Ten

#	Player	Total		3-Ptr		Rebounds			PF	TP	A	TO	Blk	Stl	Min
		FG-FGA	FG-FGA	FG-FGA	FT-FTA	Off	Def	Tot							
04	Marble, Roy Devyn	*	6-14	4-9	14-19	0	4	4	2	30	2	1	2	0	37</




# 2012-13 HAWKEYE HEADSHOTS



**#0**  
**GABRIEL OLASENI**  
C, 6-10, 229, So.



**#1**  
**MELSAHN BASABE**  
F, 6-7, 221, Jr.



**#2**  
**JOSH OGLESBY**  
G, 6-5, 202, So.



**#4**  
**ROY DEVYN MARBLE**  
G/F, 6-6, 194, Jr.



**#5**  
**ANTHONY CLEMMONS**  
G, 6-1, 192, Fr.



**#10**  
**MIKE GESELL**  
G, 6-1, 185, Fr.



**#11**  
**CHRIS RICKERT**  
G, 6-3, 180, Sr.



**#13**  
**KYLE DENNING**  
G, 6-2, 165, So.




**#15**  
**ZACH McCABE**  
F, 6-7, 235, Jr.



**#20**  
**JARROD UTHOFF**  
F, 6-8, 200, Fr-RS.



**#24**  
**PATRICK INGRAM**  
G, 6-2, 211, Fr.



**#25**  
**ERIC MAY**  
G/F, 6-5, 219, Sr.



**#30**  
**AARON WHITE**  
F, 6-8, 218, So.



**#34**  
**ADAM WOODBURY**  
C, 7-1, 235, Fr.



**#35**  
**DARIUS STOKES**  
F, 6-7, 203, So.



**#35**  
**KYLE MEYER**  
F, 6-10, 222, Fr.



**FRAN MCCAFFERY**  
Head Coach



**KIRK SPERAW**  
Assistant Coach



**SHERMAN DILLARD**  
Assistant Coach



**ANDREW FRANCIS**  
Assistant Coach

**IOWA HAWKEYE BASKETBALL**  
**Iowa Combined Team Statistics (as of Dec 19, 2012)**  
**All games**

<b>RECORD:</b>	<b>OVERALL</b>	<b>HOME</b>	<b>AWAY</b>	<b>NEUTRAL</b>
ALL GAMES	10-2	8-0	0-1	2-1
CONFERENCE	0-0	0-0	0-0	0-0
NON-CONFERENCE	10-2	8-0	0-1	2-1

##	Player	gp-gs	min	avg	Total		3-Point		F-Throw		Rebounds				pf	dq	a	to	blk	stl	pts	avg
					fg-fga	fg%	3fg-fga	3fg%	ft-fa	ft%	off	def	tot	avg								
04	Marble, Roy Devyn	12-12	378	31.5	65-143	.455	20-47	.426	43-56	.768	10	39	49	4.1	16	0	36	26	3	12	193	16.1
30	White, Aaron	12-12	322	26.8	46-91	.505	4-22	.182	61-80	.763	29	52	81	6.8	20	0	17	15	8	13	157	13.1
10	Gesell, Mike	12-12	301	25.1	36-87	.414	15-42	.357	26-32	.813	5	33	38	3.2	20	0	43	26	1	16	113	9.4
01	Basabe, Melsahn	12-0	204	17.0	31-65	.477	0-0	.000	28-38	.737	22	31	53	4.4	16	0	7	21	17	5	90	7.5
34	Woodbury, Adam	12-12	203	16.9	33-54	.611	0-0	.000	13-24	.542	23	39	62	5.2	24	0	6	12	11	5	79	6.6
15	McCabe, Zach	12-7	190	15.8	25-71	.352	12-37	.324	8-12	.667	15	31	46	3.8	32	1	13	13	3	8	70	5.8
02	Oglesby, Josh	11-0	179	16.3	20-60	.333	17-52	.327	7-10	.700	3	11	14	1.3	7	0	8	9	2	4	64	5.8
25	May, Eric	12-0	206	17.2	17-40	.425	1-6	.167	18-23	.783	13	27	40	3.3	19	0	18	9	1	8	53	4.4
05	Clemmons, Anthony	12-5	203	16.9	18-41	.439	7-15	.467	6-14	.429	5	14	19	1.6	23	1	40	13	1	3	49	4.1
00	Olaseni, Gabriel	11-0	100	9.1	8-18	.444	0-0	.000	12-12	1.000	16	23	39	3.5	16	0	1	3	16	5	28	2.5
24	Ingram, Pat	7-0	64	9.1	3-8	.375	0-2	.000	3-8	.375	1	5	6	0.9	2	0	7	5	0	2	9	1.3
13	Denning, Kyle	5-0	14	2.8	2-3	.667	2-3	.667	0-0	.000	1	0	1	0.2	1	0	2	2	0	0	6	1.2
35	Stokes, Darius	5-0	25	5.0	2-7	.286	0-3	.000	1-3	.333	3	7	10	2.0	2	0	1	4	1	0	5	1.0
11	Rickert, Christopher	5-0	11	2.2	2-3	.667	0-0	.000	0-0	.000	0	3	3	0.6	1	0	0	0	0	0	4	0.8
Team												18	8	26				2				
Total.....		12	2400		308-691	.446	78-229	.341	226-312	.724	164	323	487	40.6	199	2	199	160	64	81	920	76.7
Opponents.....		12	2400		265-708	.374	65-237	.274	150-201	.746	146	262	408	34.0	259	4	112	176	43	94	745	62.1

<b>TEAM STATISTICS</b>	<b>IOWA</b>	<b>OPP</b>	<b>Date</b>	<b>Opponent</b>	<b>Score</b>	<b>Att.</b>
SCORING	920	745	11/09/12	UTPA	w 86-55	14859
Points per game	76.7	62.1	11/12/12	CENTRAL MICHIGAN	w 73-61	10578
Scoring margin	+14.6	-	11/15/12	HOWARD	w 66-36	10704
FIELD GOALS-ATT	308-691	265-708	11/17/12	GARDNER-WEBB	w 65-56	11852
Field goal pct	.446	.374	^ 11/20/12	vs Western Kentucky	w 63-55	902
3 POINT FG-ATT	78-229	65-237	^ 11/21/12	vs Wichita State	L 63-75	902
3-point FG pct	.341	.274	11/27/12	at Virginia Tech	L 79-95	5647
3-pt FG made per game	6.5	5.4	12/01/12	A&M-CORPUS CHRISTI	w 88-59	12628
FREE THROWS-ATT	226-312	150-201	12/04/12	SOUTH DAKOTA	w 87-63	11269
Free throw pct	.724	.746	12/07/12	IOWA STATE	w 80-71	15127
F-Throws made per game	18.8	12.5	# 12/15/12	vs UNI	w 80-73	13180
REBOUNDS	487	408	12/19/12	SOUTH CAROLINA STATE	w 90-46	12158
Rebounds per game	40.6	34.0				
Rebounding margin	+6.6	-				
ASSISTS	199	112				
Assists per game	16.6	9.3				
TURNOVERS	160	176				
Turnovers per game	13.3	14.7				
Turnover margin	+1.3	-				
Assist/turnover ratio	1.2	0.6				
STEALS	81	94				
Steals per game	6.8	7.8				
BLOCKS	64	43				
Blocks per game	5.3	3.6				
ATTENDANCE	99175	20631				
Home games-Avg/Game	8-12397	1-5647				
Neutral site-Avg/Game	-	3-4995				

^ = Cancun Challenge - Cancun, Mexico  
# = Hy-Vee Big Four Classic - Des Moines, Iowa  
\* = Conference game

<b>Score by Periods</b>	<b>1st</b>	<b>2nd</b>	<b>Totals</b>
Iowa	442	478	920
Opponents	348	397	745