

**2015-16 IOWA HAWKEYE BASKETBALL GAME NOTES**



**3 Final Fours**  
**8 Big Ten Championships**  
**2 Big Ten Tournament Titles**  
**24 NCAA Tournaments**

**GAME 30 // #15/16 IOWA (20-9, 11-6) at MICHIGAN (20-10, 10-7)**  
**Saturday, March 5, 2016 • 7:06 p.m. (CT)**  
**Ann Arbor, Michigan • Crisler Center**  
**Radio:** Hawkeye Radio Network; Sirius 93 and XM 195  
**Radio Talent:** Gary Dolphin (play-by-play), Bob Hansen (analyst)  
**TV:** BTN (BTN2GO)  
**Announcers:** Joe Davis and Jon Crispin  
**Live Stats / Audio:** [hawkeyesports.com](http://hawkeyesports.com)

**Iowa Athletic Communications**  
 5300 Carver-Hawkeye Arena, Iowa City, IA 52242  
 Phone: 319-335-9411 • Fax: 319-335-9417  
[hawkeyesports.com](http://hawkeyesports.com) • [hawkeyebasketball.com](http://hawkeyebasketball.com)  
**MBB CONTACT: MATTHEW WEITZEL**  
 office: 319-335-6590 • cell: 319-430-8176  
 email: [matthew-weitzel@hawkeyesports.com](mailto:matthew-weitzel@hawkeyesports.com)  
 Twitter: @BigWeitz

**2015-16 Schedule / Results**  
**20-9 Overall, 11-6 Big Ten**

Nov. 13	Gardner-Webb	W, 76-59
Nov. 15	Coppin State	W, 103-68
Nov. 19	at Marquette ^	W, 89-61
Nov. 26	vs. Dayton #	L, 77-82
Nov. 27	vs. #17/18 Notre Dame #	L, 62-68
Nov. 29	vs. #20/20 Wichita State #	W, 84-61
Dec. 2	Florida State %	W, 78-75 (OT)
Dec. 5	UMKC	W, 95-75
Dec. 7	Western Illinois	W, 90-56
Dec. 10	at #2/4 Iowa State +	L, 82-83
Dec. 19	vs. Drake *	W, 70-64
Dec. 22	Tennessee Tech	W, 85-63
Dec. 29	#1/1 Michigan State	W, 83-70
Jan. 2	at #14/14 Purdue	W, 70-63
Jan. 5	Nebraska	W, 77-66
Jan. 14	at #4/4 Michigan State	W, 76-59
Jan. 17	Michigan	W, 82-71
Jan. 21	at Rutgers	W, 90-76
Jan. 24	#22/22 Purdue	W, 83-71
Jan. 28	at #8/7 Maryland	L, 68-74
Jan. 31	Northwestern	W, 85-71
Feb. 3	Penn State	W, 73-49
Feb. 7	at Illinois	W, 77-65
Feb. 11	at #22 Indiana	L, 78-85
Feb. 14	Minnesota	W, 75-71
Feb. 17	at Penn State	L, 75-79
Feb. 24	Wisconsin	L, 59-67
Feb. 28	at Ohio State	L, 64-68
March 1	#11/12 Indiana	L, 78-81
March 5	at Michigan	7:06 p.m.

*all times listed are central*  
 ^ -- Gavitt Games  
 # -- Advocate Invitational - Orlando, Florida  
 % -- Big Ten/ACC Challenge  
 + -- Iowa Corn Cy-Hawk Series  
 \* -- Hy-Vee Big Four Classic - Des Moines, Iowa

**Pronunciation Guide**

Kirk Speraw	.....	SPEAR-awe
Mike Gesell	.....	GAH-zelle
Peter Jok	.....	JOCK
Michael/Steven Soukup	.....	SOH-cup
Okey Ukah	.....	Oh-Kay Ooh-kuh
Dom Uhl	.....	YULE
Jarrod Uthoff	.....	YOU-toff

AP 16  
 USA 15  
 RPI 28

**IOWA HAWKEYES**

**2015-16 Record:** 20-9  
**Big Ten Record:** 11-6  
**Head Coach:** Fran McCaffery  
**Career Record:** 367-261 (20th year)  
**Iowa Record:** 116-84 (6th year)

**STATISTICAL LEADERS**  
**Points:** Jarrod Uthoff (18.4)  
**Rebounds:** Adam Woodbury (8.4)  
**Assists:** Mike Gesell (6.0)  
**Steals:** Peter Jok (1.4)  
**Blocks:** Jarrod Uthoff (2.7)

**GAME INFORMATION**

**Date:** Saturday, March 5, 2016  
**Tip-off:** 7:06 p.m. (CT)  
**Location:** Ann Arbor, Michigan  
**Arena:** Crisler Center  
**TV:** BTN (BTN2GO)  
**Radio:** Sirius 93 & XM 195  
**Hawkeye Radio Network**  
 WMT-AM 600 (Cedar Rapids)  
 WHO-AM 1040 (Des Moines)  
 KXIC-AM 800 (Iowa City)

**SERIES**  
**Series:** Michigan leads, 91-61  
**at Ann Arbor:** Michigan leads, 51-23  
**Last Meeting:** Jan. 17, 2016 (UI, 82-71)  
**McCaffery vs. Michigan:** 3-4  
**Beilein vs. Iowa:** 10-5

**MULTIMEDIA**  
**Audio / Live Stats:** [hawkeyesports.com](http://hawkeyesports.com)  
**Twitter Updates:** @IowaHoops

AP NR  
 USA NR  
 RPI 59

**MICHIGAN WOLVERINES**

**2015-16 Record:** 20-10  
**Big Ten Record:** 10-7  
**Head Coach:** John Beilein  
**Career Record:** 737-348 (38th year)  
**UM Record:** 186-120 (9th year)

**STATISTICAL LEADERS**  
**Points:** Derrick Walton (12.2)  
**Rebounds:** Derrick Walton (5.7)  
**Assists:** Caris LeVert (4.1)  
**Steals:** Derrick Walton (1.6)  
**Blocks:** Mark Donnal (0.8)

**Game #30 Opening Tip**

- Iowa's regular season finale will be played at Michigan on Saturday, marking the first time since 2010 that Iowa will play a road game to close the regular season.
- Iowa's senior class has won 87 contests, a total that ties for third most in school history over a four year span.
- Iowa's Jarrod Uthoff (18.6) and Peter Jok (17.8) rank second and sixth, respectively, in Big Ten scoring. Michigan State's Denzel Valentine is first (20.1). Uthoff and Jok are the third highest scoring duo at Iowa the last 40 seasons, combining to average 34.4 points through 29 games.
- Adam Woodbury has led Iowa in rebounding in 12 of its last 13 outings. The Hawkeye senior averaged 11.4 rebounds over the last 12 games, snagging 10 or more in eight of those games. Woodbury enters Saturday's game two rebounds behind MSU's Matt Costello for first in Big Ten rebounding.
- Mike Gesell is the third Hawkeye to ever amass 1,000 points, 525 assists, and 150 steals.
- Iowa has won 20 games or more each of the last four seasons -- its longest streak since 1996-99.
- Iowa is seeking its 12th Big Ten victory for the second consecutive season, something that has happened only twice before (1981-82 and 1987-88) in program history.
- Iowa has five wins over AP Top 25 teams this season, which ties for second-most by the Hawkeyes over the last 20 seasons.

**Iowa Projected Starting Lineup**

 <b>G • 10 • Mike Gesell</b> 6-2 • 190 • Sr. • South Sioux City, NE PTS 8.6   AST 6.0   FG% .412   FT% .730	 <b>G • 14 • Peter Jok</b> 6-6 • 205 • Jr. • West Des Moines, IA PTS 16.0   REB 3.3   FG% .435   FT% .856
 <b>G • 5 • Anthony Clemmons</b> 6-2 • 200 • Sr. • Lansing, MI PTS 9.2   REB 2.6   FG% .448   FT% .605	 <b>F • 20 • Jarrod Uthoff</b> 6-9 • 221 • Sr. • Cedar Rapids, IA PTS 18.4   REB 6.4   FG% .442   FT% .813
 <b>C • 34 • Adam Woodbury</b> 7-1 • 250 • Sr. • Sioux City, IA PTS 7.9   REB 8.4   FG% .574   FT% .720	

### Inside The Numbers

	IOWA	MICH
Scoring Average	78.8	75.4
Scoring Defense	69.0	66.9
Scoring Margin	+9.8	+8.5
FG%	.452	.477
FG% Defense	.415	.445
FT%	.718	.738
3-PT FG%	.386	.397
3-PT FG% Defense	.310	.3349
Rebound Margin	+1.4	-0.3
Assists Per Game	15.8	15.0
Turnovers Per Game	10.2	9.9
Steals Per Game	6.8	5.6
Blocks Per Game	5.0	2.2

### Miscellaneous Statistics

#### Double-Figure Scoring Games...

Player	12-13	13-14	14-15	15-16	Career
Jarrold Uthoff	---	11	23	28	62
Mike Gesell	14	14	10	10	48
Peter Jok	---	7	11	21	39
Adam Woodbury	6	4	9	13	32
Anthony Clemmons	4	1	5	16	26
Dom Uhl	---	---	1	7	8
Nicholas Baer	---	---	---	4	4
Dale Jones	---	---	---	1	1
Brady Ellingson	---	---	---	1	1
Ahmad Wagner	---	---	---	1	1

#### 20-Point Scoring Games...

Player	12-13	13-14	14-15	15-16	Career
Jarrold Uthoff	---	---	4	13	17
Peter Jok	---	---	---	10	10
Mike Gesell	1	---	---	2	3
Brady Ellingson	---	---	---	1	1
Clemmons	---	---	---	1	1

#### Double-Figure Rebounding Games...

Player	12-13	13-14	14-15	15-16	Career
Adam Woodbury	---	1	2	11	14
Jarrold Uthoff	---	2	4	4	10
Dom Uhl	---	---	---	1	1

#### Double-Doubles...

Player	12-13	13-14	14-15	15-16	Career
Adam Woodbury	---	---	2	7	9
Jarrold Uthoff	---	2	2	3	7
Dom Uhl	---	---	---	1	1
Mike Gesell	---	---	---	1	1

#### 4+ Three-Pointer Games...

Player	12-13	13-14	14-15	15-16	Career
Jarrold Uthoff	---	---	3	5	8
Peter Jok	---	---	1	7	8
Mike Gesell	1	1	---	---	2
Dale Jones	---	---	---	1	1
Nicholas Baer	---	---	---	1	1

#### 5+ Assists Games...

Player	12-13	13-14	14-15	15-16	Career
Mike Gesell	5	13	12	17	47
Anthony Clemmons	9	2	1	10	22
Jarrold Uthoff	---	---	2	---	2
Adam Woodbury	---	---	1	---	1

#### 3+ Steals Games...

Player	12-13	13-14	14-15	15-16	Career
Mike Gesell	4	2	1	5	12
Anthony Clemmons	4	---	1	4	9
Peter Jok	---	---	2	5	7
Jarrold Uthoff	---	---	5	1	6
Adam Woodbury	---	1	1	---	2
Dom Uhl	---	---	---	1	1
Ahmad Wagner	---	---	---	1	1

#### 3+ Blocks Games...

Player	12-13	13-14	14-15	15-16	Career
Jarrold Uthoff	---	---	6	13	19
Adam Woodbury	3	---	---	---	3
Dom Uhl	---	---	---	---	1
Nicholas Baer	---	---	---	1	1

### 2015-16 Margin of Victory/Defeat

Points	1	2	3	4	5	6	7	8	9	10+	15+	20+
Wins	0	0	1	1	0	1	1	0	0	7	2	7
Losses	1	0	1	2	1	2	1	1	0	0	0	0

### THE SETTING

No. 15/16 Iowa (20-9, 11-6) will look to snap a four-game losing streak Saturday in its regular season finale at Michigan (20-10, 10-7). Tipoff is set for 7:06 p.m. (CT) at the Crisler Center. The Wolverines enter Saturday's contest having lost three of their last four games.

### ON THE AIR

**Radio:** Saturday night's game will be broadcast on the Hawkeye Radio Network. Gary Dolphin will handle the play-by-play, along with color commentator Bob Hansen. The network includes more than 40 stations that blanket the state of Iowa and include portions of Illinois, Nebraska, Minnesota, Missouri, and Wisconsin. The Hawkeye Radio Network coverage includes a 60-minute pregame show.

**TV:** Saturday's game will be televised to a national audience on BTN (BTN2GO). Joe Davis and Jon Crispin will call the action.

### HIGH SCORING DUO

The duo of Jarrod Uthoff and Peter Jok have combined for 34.4 points per game this season, one of the top scoring duos in Iowa school history over the last 40 seasons.

#### Iowa, Most Points per Game by Team's Top Duo – Since 1976-77 (Min. 20 Games by Each Player)

1988-89	Roy Marble (20.5), B.J. Armstrong (18.6)	39.1
2006-07	Adam Haluska (20.5), Tyler Smith (14.9)	35.4
<b>2015-16</b>	<b>Jarrold Uthoff (18.4), Peter Jok (16.0)</b>	<b>34.4</b>
1976-77	Bruce King (21.0), Ronnie Lester (13.4)	34.4
1991-92	Acie Earl (19.5), James Moses (13.9)	33.4

### IOWA'S SENIOR CLASS

Iowa's senior class has totaled 87 victories in its four years (25 in 2013; 20 in 2014; 22 in 2015; and 20 so far in 2016). The 87 wins tie the 1983 class for third most by a senior class in school history; Iowa's 1989 class ranks first with 97 wins, followed by 95 in the class of 1988.

#### 2016 Senior Class (Clemmons, Gesell, Ukah, Uthoff, Woodbury) By the Numbers

- 3,778 Points
- 376 Starts
- 87 Overall Wins
- 58 Home Wins (one shy of school record of 59 set 2012-15)
- 41 Big Ten Wins
- 3 Big Ten Upper Division Finishes
- 2 NCAA Tournaments
- 1 NIT Runner-up Finish

### 2015-16 Iowa Hawkeye Roster

No.	Name	Pos.	Ht.	Wt.	Yr.	Hometown (High School/College)
0	Ahmad Wagner	F	6-7	225	Fr.	Yellow Springs, Ohio (Wayne)
1	Dale Jones	F	6-7	220	Jr.	Waterloo, Iowa (Waterloo West/Tyler JC, Texas)
2	Andrew Fleming	G	6-5	206	Fr.	Nashville, Tenn. (Oak Hill Academy, Va.)
3	Michael Soukup	G	6-4	165	Jr.	Danville, Iowa (Danville/Southeastern CC)
4	Isaiah Moss	G	6-5	200	Fr.	Chicago, Ill. (Simeon)
5	Anthony Clemmons	G	6-2	200	Sr.	Lansing, Mich. (Sexton)
10	Mike Gesell	G	6-2	190	Sr.	South Sioux City, Neb. (South Sioux City)
11	Christian Williams	G	6-6	200	Fr.	Decatur, Ill. (St. Teresa)
13	Steven Soukup	G	6-4	175	Jr.	Danville, Iowa (Danville/Southeastern CC)
14	Peter Jok	G	6-6	205	Jr.	West Des Moines, Iowa (Valley)
20	Jarrold Uthoff	F	6-9	221	Sr.	Cedar Rapids, Iowa (Jefferson/Wisconsin)
23	Okey Ukah	F	6-7	218	Sr.	Iowa City, Iowa (West/Kirkwood CC)
24	Brady Ellingson	G	6-4	190	Fr. <sup>^</sup>	Sussex, Wis. (Sussex)
25	Dom Uhl	F	6-9	215	So.	Frankfurt, Germany (Point Pleasant Beach, N.J.)
30	Brandon Hutton	F	6-5	218	Fr.	Chicago, Ill. (De La Salle)
34	Adam Woodbury	C	7-1	250	Sr.	Sioux City, Iowa (East)
51	Nicholas Baer	F	6-7	200	Fr. <sup>^</sup>	Bettendorf, Iowa (Bettendorf)

Head Coach: Fran McCaffery

Assistant Coaches: Kirk Speraw, Sherman Dillard, Andrew Francis

## Head Coach Fran McCaffery

Fran McCaffery, who is signed through the 2020 season, is in his sixth season as the head basketball coach at the University of Iowa and his 20th year overall as a college head coach. McCaffery has reached the 20-win plateau seven of the last nine seasons, including the last three years.

McCaffery spent five seasons (2005-10) as the head coach at Siena, six years at UNC-Greensboro (1999-2005) and three seasons at Lehigh (1985-88) before joining the Hawkeyes.

McCaffery has three decades of Division I coaching experience. He completed his 33rd season as a collegiate coach in 2015, which includes 19 years as a head coach and 14 as an assistant. McCaffery is one of 12 coaches to lead four different Division I teams to the NCAA Tournament.

McCaffery, 56, holds a career mark of 367-261 (.584) and guided his teams to 10 postseason appearances (seven NCAA and three NIT). He is 116-84 (.580) at Iowa, winning game No. 100 vs. Wichita State on Nov. 29.

Since taking over the Iowa program in 2010, the Hawkeyes have earned four postseason tournament berths (2 NCAA, 2 NIT). McCaffery coached Iowa to 25 victories in 2013, equaling the second-most win total in program history. McCaffery has guided two Hawkeyes to All-Big Ten first team laurels, one earned second team accolades, while five were voted on the third team.

McCaffery has posted upper division finishes in each of the past three seasons at Iowa and 15-of-19 seasons as a head coach. He has posted 20 wins or more seven of the last nine seasons, including the last three at Iowa (2013, 2014, and 2015).

McCaffery and the Hawkeyes have made Carver-Hawkeye Arena one of the most feared arenas to play nationally. Fans have embraced McCaffery and his team's style of play with attendance increasing by more than 50 percent since 2010. The Hawkeyes boast a 45-10 home record the last three seasons, which includes a school-record 18 wins in 2014.

McCaffery's five years at Siena were the best in its 70-year history. He led the Saints on an incredible run that ended with three straight Metro Atlantic Athletic Conference championships and NCAA Tournament appearances. In so doing, Siena became the only program in the country to win its regular season and postseason title 2008-10.

McCaffery's Saints owned a 112-51 (.687) record in his five years with the program. He guided the Saints to four consecutive 20-win seasons.

The 2009 MAAC Coach of the Year and 2010 District I Coach of the Year is the third winningest coach, by percentage, in league history (68-22, .756). He is the only coach to guide a MAAC program to two NCAA Tournament wins. McCaffery led his 2008 and 2009 teams to first round NCAA Tournament victories over Vanderbilt and Ohio State, respectively.

In his final two seasons at Siena, he coached the Saints to back-to-back 27-win campaigns and boasted a combined 39-3 (.929) record against MAAC opponents, which included MAAC Tournament contests.

McCaffery began his coaching career as an assistant at Penn (1982-83) and Lehigh (1983-85). After three seasons as head coach at Lehigh, he spent 11 seasons as an assistant at Notre Dame (1988-99).

McCaffery played basketball at Wake Forest his freshman year (1977-78) and then concluded his collegiate playing career at Penn his final three seasons (1979-82).

He earned his B.S. degree in Economics from The Wharton School (Penn) in 1982. McCaffery also earned a Master of Education from Lehigh in 1985.



### COACHING HONORS

NABC District I Coach of the Year, 2009-10  
MAAC Coach of the Year, 2008-09

### HEAD COACHING EXPERIENCE

Lehigh (1985-88): .....49-39 (.557); 8-6 (.571) League  
UNC-Greensboro (1999-05).....90-87 (.508); 49-47 (.510) League  
Siena (2005-10) .....112-51 (.687); 68-22 (.756) League  
Iowa (2010-present):.....116-84 (.580); 53-54 (.495) League

## McCaffery File

**Born:** May 23, 1959  
**Hometown:** Philadelphia, Pa.  
**High School:** LaSalle, 1977  
**College:** B.S. in Economics, The Wharton School (Penn), 1982  
Master of Education, Lehigh, 1985  
**Family:** Wife, Margaret  
Sons, Connor, Patrick and Jonathan Francis  
Daughter, Marit Katherine  
Brother, Jack (sportswriter in Philadelphia area)

### Coaching Honors

MAAC Coach of the Year, 2009  
NABC District I Coach of the Year, 2009-10

### Coaching History (34 years)

1982-83 Assistant Coach, Penn  
1983-85 Assistant Coach, Lehigh  
1985-88 Head Coach, Lehigh  
1988-99 Assistant Coach, Notre Dame  
1999-05 Head Coach, UNC-Greensboro  
2005-10 Head Coach, Siena  
2010-present Head Coach, University of Iowa

### Coaching Chart

Overall (20 seasons): 367-261 (.584)  
At Iowa (six seasons): 116-84 (.580)  
At Siena (five seasons): 112-51 (.688)  
At UNCG (six seasons): 90-87 (.508)  
At Lehigh (three seasons): 49-40 (.551)  
NCAA Tournament (seven appearances\*): 3-7  
NIT (three appearances): 5-3

*\*McCaffery is the first coach to bring three different programs from one-bid leagues to the NCAA Tournament (conferences that sent just one team the year his program advanced).*

### McCaffery in Postseason Play

1988 NCAA Tournament - - Lehigh  
1989 NCAA Tournament - - Notre Dame  
1990 NCAA Tournament - - Notre Dame  
1992 NIT - - Notre Dame  
1997 NIT - - Notre Dame  
2001 NCAA Tournament - - UNC-Greensboro  
2002 NIT - - UNC-Greensboro  
2008 NCAA Tournament - - Siena  
2009 NCAA Tournament - - Siena  
2010 NCAA Tournament - - Siena  
2012 NIT - - Iowa  
2013 NIT - - Iowa  
2014 NCAA Tournament - - Iowa  
2015 NCAA Tournament - - Iowa

### Playing Experience

Wake Forest, 1977-78  
Penn, 1979-82

## 2015-16 Big Ten Standings/Schedule

Team	Big Ten	Pct.	Overall	Pct.
Indiana	14-3	.824	24-6	.800
Michigan State	12-5	.706	25-5	.833
Wisconsin	12-5	.706	20-10	.667
Maryland	11-5	.733	23-6	.793
Purdue	11-6	.647	23-7	.767
<b>IOWA</b>	<b>11-6</b>	<b>.647</b>	<b>20-9</b>	<b>.690</b>
Ohio State	11-6	.647	19-11	.633
Michigan	10-7	.588	20-10	.667
Northwestern	6-10	.375	18-11	.621
Penn State	6-10	.375	15-14	.517
Nebraska	6-11	.353	14-16	.467
Illinois	5-11	.313	13-16	.448
Minnesota	2-15	.118	8-21	.276
Rutgers	0-17	.000	6-24	.200

### Thursday, March 3

Illinois at Maryland, 6 p.m. (ESPN)  
Northwestern at Penn State, 8 p.m. (BTN)

### Saturday, March 5

Ohio State at Michigan State, 11 a.m. (ESPN)  
Minnesota at Rutgers, noon (BTN)  
**IOWA at Michigan, 7 p.m. (BTN)**

### Sunday, March 6

Illinois at Penn State, 11 a.m. (BTN)  
Nebraska at Northwestern, 1 p.m. (BTN)  
Maryland at Indiana, 3:30 p.m. (CBS)  
Wisconsin at Purdue, 6:30 p.m. (BTN)

All times are central

## National Rankings

### AP Poll

Feb. 29

- Kansas
- Michigan State
- Villanova
- Virginia
- Xavier
- Oklahoma
- Miami
- North Carolina
- Oregon
- West Virginia
- Louisville
- Indiana
- Utah
- Maryland
- Purdue
- IOWA**
- Duke
- Arizona
- Baylor
- Texas A&M
- Texas A&M
- Iowa State
- Kentucky
- Texas
- SMU
- California

### USA Today Poll

Feb. 29

- Kansas
- Villanova
- Michigan State
- Virginia
- Xavier
- Oklahoma
- Miami
- North Carolina
- West Virginia
- Oregon
- Indiana
- Maryland
- Purdue
- Utah
- IOWA**
- Arizona
- Baylor
- Texas A&M
- Kentucky
- Iowa State
- Duke
- Texas
- Wichita State
- St. Mary's
- California

## 2015-16 Captains

Iowa captains are seniors Anthony Clemmons, Mike Gesell, Jarrod Uthoff, Adam Woodbury

### UTHOFF, GESELL EARN ACADEMIC ALL-AMERICA HONORS

Jarrod Uthoff has been named the 2015-16 Academic All-America of the Year for Division I Men's Basketball, while Mike Gesell was voted to the Academic All-America second team.

Uthoff has an economics degree and is pursuing a Master's in leisure studies. He has a 3.42 G.P.A., including a 4.0 G.P.A. during the fall semester. He was named an NABC/ESPN Midseason second team All-America, and is a finalist for the Oscar Robertson Trophy. Uthoff is also on watch lists for the John Wooden Award and the Lute Olson Award.

Uthoff leads the Big Ten in blocked shots (2.7 blocks per game), and is second in scoring (18.4 points per game) and 12th in rebounding (6.4 rebounds per game). In less than three years he has accumulated 1,209 points, 126 three-pointers, 557 rebounds and 169 blocks.

Uthoff becomes Iowa's second Academic All-American of the Year recipient; Adam Haluska earned the distinction in 2007. Additionally, UI junior Ally Disterhoft was honored as the 2015-16 Academic All-America of the Year for Division I Women's Basketball. The University of Iowa becomes the first institution to sweep Academic All-American of the Year accolades for men's and women's basketball.

Gesell, a native of South Sioux City, Nebraska, earned a finance degree in three years and is pursuing a Master's in leisure studies. He has a 3.94 G.P.A., including a 4.11 G.P.A. during the fall semester. The point guard, who was a third team Academic All-American a year ago, becomes the third Hawkeye men's basketball player to earn multiple Academic All-America laurels (Luke Recker in 2001 and 2002; Adam Haluska in 2005, 2006, and 2007).

Gesell is one of three Hawkeyes to ever total 1,000 points, 525 assists, and 150 steals. Gesell ranks fourth in Iowa career assists (527), 10th in steals (154), and 42nd in scoring (1,053). Gesell has directed the offense all four years, guiding the Hawkeyes to two NCAA Tournaments (2014 and 2015) and an NIT runner-up finish in 2013. Gesell ranks first on the Hawkeyes this season in assists (175), second in steals (38), and fourth in scoring (8.6). He is the first Hawkeye since B.J. Armstrong to be credited with 10 or more assists in four games in a single season.

### UTHOFF NAMED FINALIST FOR OSCAR ROBERTSON TROPHY

The U.S. Basketball Writers Association (USBWA) announced Monday finalists for the USBWA's Oscar Robertson Trophy as the men's national player of the year, which includes University of Iowa senior Jarrod Uthoff. The Hawkeye senior is one of two Big Ten players named to the 11-player list (Michigan State's Denzel Valentine).

Uthoff, a native of Cedar Rapids, Iowa, has scored in double figures in all but one game this season, including netting 20 points or more 13 times. The team co-captain leads the Big Ten in blocked shots (2.7) and is second in scoring (18.4).

Voting for the award is conducted by members of the USBWA. The USBWA is comprised of over 900 journalists covering college basketball for newspapers, magazines and websites.

The USBWA player of the year award will be presented on April 11 at the College Basketball Awards gala and dinner at the National Cowboy & Western Heritage Museum in Oklahoma City.

### LEADING THE TEAM

Following is the number of times a player led Iowa in scoring, rebounding, assists and steals. If two or more players tied for the team lead, all were credited for that game:

Player	Scoring	Rebounding	Assists	Blocks	Steals
Peter Jok	10	1	---	1	9
Adam Woodbury	---	17	1	1	3
Anthony Clemmons	---	---	9	2	5
Mike Gesell	3	---	20	1	11
Jarrod Uthoff	14	9	---	24	6
Dom Uhl	1	4	---	3	3
Ahmad Wagner	---	1	---	3	3
Brady Ellingson	1	---	---	---	1
Dale Jones	---	1	---	---	---
Nicholas Baer	1	1	---	6	3
Christian Williams	---	---	---	---	1

**SCOUTING MICHIGAN**

- Michigan has lost three of its last four games and six of its last nine. The Wolverines beat Northwestern, 72-63, on Feb. 24 in their most recent win.
- Michigan lost its last game at Wisconsin, 68-57, on Feb. 28. The Wolverines were held to 5-of-13 (.385) from 3-point range and only attempted seven free throws (made four). The Badgers out-rebounded Michigan by 13 (33-20). Four Wolverines scored in double figures: Zak Irvin (14), Derrick Walton (10), Ricky Doyle (10), and Duncan Robinson (10).
- Saturday will be Michigan's final home game. Michigan's two seniors Caris Levert and Spike Albrecht will not be in uniform Saturday due to injury but will be honored before the game.
- Thirty-nine percent of Michigan's offense came via the 3-point shot. The Wolverines have made 294 triples, shooting 39.7 percent from 3-point territory. Michigan ranks second in the league and 14th nationally in triples per game (9.8), while the Wolverines rank third in the conference and 15th nationally in 3-point field goal percentage (.397).
- Derrick Walton averages a team-best 12.2 points, followed by Zak Irvin (11.3) and Duncan Robinson (11.2).
- Duncan Robinson ranks seventh nationally in 3-point accuracy (.466). Michigan ranks sixth nationally in fewest fouls (15.6).
- Junior Mark Donnal (8.0 ppg and 3.7 rpg) is the younger brother of Andrew Donnal, who was an offensive lineman at Iowa (2012-14).
- Michigan ranks third in free throw accuracy (.753) and fourth in field goal percentage (.453) during league play.
- Michigan assistant coach LaVall Jordan previously served as an Iowa assistant coach for three seasons (2007-10).
- John Bielein is in his 38th season as head coach (737-348) and his ninth at Michigan (186-120).

**LAST MEETING AGAINST MICHIGAN**

- Four Hawkeyes scored in double figures in an 82-71 victory over Michigan on Jan. 17 in Iowa City.
- Jarrod Uthoff led Iowa with 23 points, while Peter Jok netted 14 of his 16 points in the second half.
- The Hawkeyes only turned the ball over four times.
- Derrick Walton led the Wolverines with 16 points, while Aubrey Dawkins had 12 points off the bench.
- The win was Iowa's third consecutive over Michigan in Carver-Hawkeye Arena, marking only the second time the Hawkeyes have won three straight over the Wolverines in Carver-Hawkeye Arena history (also 1995-97).

**ALL-TIME SERIES RECORDS**

Michigan holds a 91-61 advantage in the series that began with a 19-15 Wolverine win in 1912. The Wolverines have won 11 of the last 16, but the Hawkeyes have won two of the last three, including this season's first meeting in Iowa City on Jan. 17 (82-71).

The Wolverines hold a 51-23 advantage in games played in Ann Arbor. Iowa snapped a five-game losing skid in Ann Arbor last season with a 72-54 victory. The 18-point win was Iowa's largest against Michigan in Ann Arbor in 61 years. It also marked Michigan's largest home defeat in five seasons.

**HAWKEYES EDGED BY INDIANA IN IOWA CITY**

- Indiana escaped Iowa City with an 81-78 win over Iowa Tuesday night at Carver-Hawkeye Arena.
- The Hoosiers shot 51 percent from the field, including shooting at a 73 percent clip from 3-point range (8-of-11) in the first half. Iowa shot 39 percent (26-of-67) from the field for the game.
- Three Hawkeyes scored in double figures: Jarrod Uthoff (18), Anthony Clemmons (14), and Ahmad Wagner (11). Wagner's 11 points was a personal best.
- Iowa's bench recorded 27 points, the most it has scored collectively in a game since scoring 28 against Penn State on Feb. 3. In addition to Wagner's 11 points, freshman Christian Williams netted a personal-best eight points; Williams entered the game with a total of 11 points scored in the season.
- Indiana had four players score in double figures: Yogi Ferrell (20), Troy Williams (15), Thomas Bryant (12), Nick Zeisloft (11).
- The Hoosiers forced nine turnovers and scored 18 points off those Iowa miscues. The Hawkeyes forced 13 turnovers and scored seven points off the Indiana errors.

**RETURNING STARTS**

Iowa returned 134 of a possible 170 starting positions from the previous year (78.8 percent), the second-highest total during the Fran McCaffery era.

Iowa's starting five (Mike Gesell, Anthony Clemmons, Peter Jok, Jarrod Uthoff, Adam Woodbury) have a combined 19 years of college basketball experience.

Season	Ret. Starts From Previous Year	Final Record
2015-16	134 of 170 (78.82 percent)	TBD
2014-15	100 of 165 (60.6 percent)	22-12
2013-14	183 of 190 (96.3 percent)	20-13
2012-13	118 of 175 (67.4 percent)	25-13
2011-12	119 of 155 (76.8 percent)	18-17
2010-11	126 of 160 (78.75 percent)	11-20

***Last Five Games Statistics***

#	Player	gp-gs	min	avg	Total			3-Point		F-Throw		Rebounds				pf	dq	a	to	blk	stl	pts	avg
					fg-fga	fg%	3fg-fga	3fg%	ft-fa	ft%	off	def	tot	avg									
14	Jok, Peter	5-5	154	30.8	27-66	.409	14-33	.424	28-30	.933	2	12	14	2.8	11	0	4	11	0	7	96	19.2	
20	Uthoff, Jarrod	5-5	165	33.0	26-76	.342	7-32	.219	29-38	.763	6	28	34	6.8	8	0	4	11	10	6	88	17.6	
05	Clemmons, Anthony	5-5	168	33.6	19-43	.442	2-8	.250	11-21	.524	2	7	9	1.8	19	0	14	9	0	1	51	10.2	
10	Gesell, Mike	5-5	149	29.8	13-41	.317	3-7	.429	9-10	.900	3	8	11	2.2	13	1	30	4	0	8	38	7.6	
34	Woodbury, Adam	5-5	140	28.0	6-10	.600	0-0	.000	9-15	.600	23	30	53	10.6	16	0	5	11	1	3	21	4.2	
25	Uhl, Dom	5-0	76	15.2	5-18	.278	1-3	.333	7-13	.538	5	13	18	3.6	7	0	3	5	1	0	18	3.6	
51	Baer, Nicholas	5-0	63	12.6	6-10	.600	3-7	.429	1-2	.500	6	3	9	1.8	7	0	3	1	1	1	16	3.2	
00	Wagner, Ahmad	5-0	62	12.4	7-11	.636	0-0	.000	1-5	.200	11	11	22	4.4	8	0	0	3	1	0	15	3.0	
11	Williams, Christian	3-0	15	5.0	2-7	.286	0-1	.000	4-5	.800	3	0	3	1.0	3	0	1	0	0	2	8	2.7	
24	Ellingson, Brady	2-0	8	4.0	0-2	.000	0-1	.000	0-0	.000	0	0	0	0.0	0	0	0	1	0	0	0	0.0	
Team											10	9	19					3					
Total.....		5	1000		111-284	.391	30-92	.326	99-139	.712	71	121	192	38.4	92	1	64	59	14	28	351	70.2	
Opponents.....		5	1000		131-288	.455	42-113	.372	62-90	.689	54	124	178	35.6	117	4	68	63	20	27	366	73.2	

## Iowa in Big Ten Statistics

Category	All Games		Conf Only		NCAA	
	Stat	Rank	Stat	Rank	Stat	Rank
Turnover Margin	+2.9	1st	+2.7	1st	+2.9	21st
3-PT FG Defense	.310	2nd	.317	2nd	.310	29th
Assist/TO Ratio	1.5	3rd	1.4	4th	1.5	9th
Steals	6.8	3rd	6.8	1st	6.8	95th
Scoring Offense	78.8	3rd	76.1	3rd	78.8	49th
Blocked Shots	5.0	4th	4.4	4th	5.0	31st
3-Pt. Field Goal %	.386	4th	.377	4th	.386	30th
Scoring Margin	+9.8	5th	+6.3	3rd	+9.8	40th
Assists	15.8	5th	13.6	5th	15.8	45th
3-Pt. FG Per Game	8.2	6th	7.4	6th	8.2	72nd
FG% Defense	.415	6th	.430	5th	.415	80th
Field Goal %	.452	7th	.437	8th	.452	116th
Free Throw %	.718	7th	.710	8th	.718	100th
Rebounding Margin	+1.4	9th	+0.9	6th	+1.4	145th
Scoring Defense	69.0	10th	69.8	8th	69.0	110th

Category	Player	All Games		NCAA	
		Stat	Rank	Stat	Rank
Blk. Shots	Jarrold Uthoff	2.7	1st	2.7	12th
Rebounding	Adam Woodbury	8.4	2nd	8.4	88th
	Jarrold Uthoff	6.4	12th	6.4	---
Scoring	Jarrold Uthoff	18.4	2nd	18.4	70th
	Peter Jok	16.0	11th	16.0	197th
Assists	Mike Gesell	6.0	3rd	6.0	22nd
	Anthony Clemmons	3.6	10th	3.6	239th
Steals	Peter Jok	1.4	4th	1.4	180th
	Mike Gesell	1.3	6th	1.3	---
3-pt FG%	Peter Jok	.416	12th	.416	---
3-pointers	Peter Jok	2.5	6th	2.5	123rd
	Jarrold Uthoff	1.9	15th	1.9	---
FT%	Peter Jok	.856	3rd	.856	44th
	Jarrold Uthoff	.813	9th	.813	135th
Ast/TO Ratio	Mike Gesell	3.2	2nd	3.2	20th
	Anthony Clemmons	2.3	8th	2.4	94th

### UTHOFF, GESELL JOIN ELITE COMPANY

Jarrold Uthoff is just the third Hawkeye to accumulate 1,000+ points and 150+ blocks. Uthoff enters Saturday's game with 1,209 points and 168 blocks. The other two of the club are Acie Earl (1,779 points and 365 blocks) and Greg Stokes (1,768 points and 228 blocks). Earl and Stokes played four years, while Uthoff is in the middle of his third season. Uthoff is nine points from becoming just the 20th Hawkeye to score 1,200 career points.

Mike Gesell joined an exclusive group after collecting four steals last week against Wisconsin. Gesell is one of three Hawkeyes to total more than 1,000 points, 525 assists, and 150 steals in a career. Gesell enters Saturday's game with 1,053 points, 527 assists, and 154 steals. Dean Oliver (1,561 points, 561 assists, and 205 steals) and Jeff Horner (1,502 points, 553 assists, and 166 steals) are the other Hawkeyes to accomplish the feat.

### UTHOFF NAMED TO NATIONAL AWARD LISTS

Senior forward Jarrod Uthoff has been named to a couple mid-season All-American lists. He averages 18.4 points, 6.4 rebounds, and 2.7 blocks. NBC and ESPN both named the 6-foot-9, 221-pound forward to their second team list.

Uthoff is also on the Wooden Award Late Season Top 20, Oscar Robertson Trophy Final 11 and the Lute Olson Award Watch List.

Uthoff is the only player in from a Power 5 conference to amass 525+ points, 175+ rebounds, and 75+ blocks.

### GESELL PUTTING UP CAREER NUMBERS

Fourth-year starter Mike Gesell is having a career season leading the team at point guard. The native of South Sioux City, Nebraska, is averaging career bests in scoring (8.6), rebounds (3.3), assists (6.0), field goal percentage (.412), and 3-point accuracy (.395).

Mike Gesell netted his 1,000th career point with his first bucket of the game in the first half at Indiana on Feb. 11. Gesell finished with 17 points -- his highest point total since netting 22 vs. Nebraska on Jan. 5. He also was credited with his 500th career assist in Iowa's win over Minnesota on Feb. 14.

Gesell was named Big Ten Player of the Week on Jan. 11 after posting his first career double-double (22 points and 10 assists) in a 77-66 victory over Nebraska (Jan. 5). He scored 19 of his 22 points and dished out seven of his 10 assists in the second half.

After netting a career-best 25 points (7-of-10 FG, 11-of-13 FT) to lift Iowa to an 83-70 win over No. 1 Michigan State, the senior had seven points, seven rebounds, and seven assists in Iowa's victory at No. 14 Purdue on Jan. 2. His efforts earned him national and Big Ten Player of the Week honors on Jan. Jan. 4, by the website *College Sports Madness*.

### DIALING IT UP FROM LONG DISTANCE

Iowa averaged 5.6 3-pointers made per game a year ago. Through 29 games this season, the Hawkeyes are averaging 8.2 triples.

Iowa's Peter Jok ranks seventh in the league averaging 2.5 triples per game. The Hawkeyes are 10-3 this year when Jok sinks at least three triples in a game.

Iowa made 12 triples in four games this season (Coppin State, Marquette, Dayton, and UMKC). The last time the Hawkeyes made 12+ 3-pointers in a game four times in a season was in 2009-10 (five times). Additionally, eight of Iowa's top 11 treys made in a game during the McCaffery era have occurred the first 20 games this season. Iowa has made 10 or more triples 11 times this season.

### HAWKEYES EARN HIGHEST NATIONAL RANKING SINCE 1987

Iowa is ranked 15th in the *USA Today* Coaches Poll and 16th in the Associated Press Poll released Monday.

Iowa's No. 3 ranking (Jan. 25) is its highest during the Fran McCaffery era and highest since earning a No. 3 ranking in the Associated Press Poll on Dec. 8, 1987.

For the third time in school history, Iowa's football and men's basketball teams earned a Top 5 ranking in the same season (1984-85 and 1960-61). It marked the first time in school history that football and men's basketball were ranked as high as No. 3 in the same season.

Iowa men's basketball lost at No. 7 Maryland on Jan. 28; it was the first regular season Big Ten defeat by either the football, wrestling, or men's basketball since the men's basketball team lost at Northwestern in overtime on Feb. 16, 2015 -- a span of 345 days.

### POSSESSING THE ROCK

Iowa averaged 11.1 turnovers in 2015, which is the best average for fewest turnovers in program history since turnovers became an official stat in 1980. This season, the Hawkeyes are averaging 10 turnovers, which ranks 14th-fewest nationally.

The Hawkeyes have recorded nine or fewer turnovers in eight of their last 15 contests. Iowa ranks 21st nationally in turnover margin (+2.9).

### FOUR STRAIGHT 20-WIN SEASONS

Iowa has won 20 games or more each of the last four seasons -- its longest streak in 15 years. It marks the first time since 1996-99 seasons that Iowa has posted four consecutive 20-win campaigns.

### **PETER JOK NAMED BIG TEN PLAYER OF THE WEEK ON JAN. 18**

Peter Jok collected his first Big Ten Player of the Week honor of his career on Jan. 18. Jok led Iowa to a pair of wins at No. 4 Michigan State and Michigan at home. Jok averaged 19.5 points, shooting at a 58 percent clip from the field (14-of-24), including a blistering 63.6 percent (7-of-11) from 3-point range. He also averaged 3.5 rebounds, 1.5 assists, and 1.5 steals per game.

The native of West Des Moines, Iowa, helped snap an 18-game losing skid at Michigan State (Jan. 14) -- Iowa's last win at the Breslin Center came in 1993. Jok netted 19 of his game-high 23 points in the first half against the Spartans. The 6-foot-6, 205-pound guard netted 14 of his 16 points in the second half and had four rebounds in an 82-71 win against Michigan in Iowa City.

Iowa has garnered four weekly honors from the Big Ten Conference this season, including capturing back-to-back Player of the Week laurels; senior Mike Gesell earned the honor last week. It marks the first time Hawkeye players earned consecutive Player of the Week accolades since Adam Haluska (Jan. 30) and Jeff Horner (Feb. 6) earned co-Player of the Week honors in 2006. It is the first time in school history that two Hawkeyes earned the weekly honor in consecutive weeks without sharing the award with another Big Ten student-athlete.

Only twice in school history has three different Hawkeyes earned Big Ten Player of the Week distinction in the same season, 2015-16 (Gesell, Jok, and Uthoff) and 2000-01 (Reggie Evans, Dean Oliver, and Luke Recker -- twice).

#### **Hawkeyes Named Big Ten Player of the Week in 2015-16**

Dec. 14	Jarrold Uthoff (co)
Dec. 21	Nicholas Baer (Freshman of the Week)
Jan. 11	Mike Gesell
Jan. 18	Peter Jok

### **DOWN GOES #1**

Iowa's victory over Michigan State on Dec. 29, marked the first time it has ever beaten a No. 1 team at home (0-2, 1993 vs. Indiana and 2005 vs. Illinois). It was Iowa's first win against a No. 1 ranked team since beating top-ranked Connecticut in New York City in 1999. Iowa became just the ninth unranked team in the last 20 seasons to beat an AP No. 1 by 13 or more points.

The state of Iowa is just the second state ever to have three teams beat the top-ranked team in the country. UNI toppled UNC on Nov. 21 and Iowa State downed Oklahoma on Jan. 18). Four teams from North Carolina beat No. 1 teams in 1997-98.

### **MUSCLE GAIN**

Last season, freshman Dom Uhl was listed a 6-foot-8 and 195 pounds. After a year in the weight room, the sophomore forward checks in a 6-foot-9 and 215 pounds entering this season. Uhl earned the team's Newcomer Award last year.

Uhl is averaging 18 minutes, 6.4 points, and 3.8 rebounds per game this year. He has scored in double figures seven times this season. Uhl posted his first career double-double against UMKC (Dec. 5) with 14 points and a personal-high 10 boards. He had nine points, two rebounds, and a steal at No. 7 Maryland (Jan. 28) and six points, six rebounds, and one assist at Ohio State (Feb. 28).

Uhl is shooting 52 percent (15-of-29) from behind the arc in conference play.

He pulled down team bests in rebounds three times this season (Drake, Tennessee Tech, and Nebraska).

## **Iowa Signs 4 Prep Standouts**

Jordan Bohannon, Tyler Cook, Ryan Kriener, and Cordell Pemsil have all signed a National Letter of Intent to attend the University of Iowa in 2016.

Bohannon is a 6-foot-1, 170-pound guard from Linn-Mar High School in Marion, Iowa. Bohannon led his high school team in team in scoring (17.7), assists (4.5), rebounds (4.5), and tied for steals while being named first team All-Metro and All-Conference, second team All-State, Metro Player of the Year. He was a four-year letterman on the basketball team and competed three years on varsity golf team. Bohannon averaged 16 points and six rebounds on the 2015 AAU National, State, and Elite 28 Premier League Champion Martin Brother's squad. He was AAU teammates with Kriener and Pemsil.

Cook is a three-year varsity starter and team captain the last two seasons for Chaminade College Prep in St. Louis. The 6-foot-9, 240-pound All-State honoree as a junior averaged 13 points and six rebounds. Cook was a Nike Global Challenge and Nike Skills Academy participant. He is ranked as the No. 51 player in the 2016 class according to ESPN.

Kriener (pronounced KREEN-ir) is a 6-foot-10, 240 pounds forward from Spirit Lake High School in Spirit Lake, Iowa. He was a 2015 all-conference and second-team all-state honoree. Kriener was a two-time all-region selection for the state tournament. He averaged 19.8 points, while shooting at a 71 percent (204-of-286) clip from the field, and 8.5 rebounds as a junior. Kriener averaged 18 points and 15 rebounds on the 2015 AAU National, State, and Elite 28 Premier League Champion Martin Brother's squad. He was AAU teammates with Bohannon and Pemsil.

Pemsil, a native of Dubuque, Iowa, averaged 15.2 points and 8.75 rebounds his first three seasons at Wahlert High School. He was a two-time first-team all-state and all-conference selection. Pemsil, a three-time team captain, led Wahlert to two straight state championships. He averaged 17.3 points per game as a junior before missing the final seven games due to injury. He was AAU teammates with Bohannon and Kriener. Pemsil also competed on the Wahlert golf and baseball teams for four and three years, respectively.

### **IOWA HISTORY**

Iowa has played 2,702 games since beginning basketball in 1902. Iowa's overall record is 1,591-1,111 (.589). That includes a 1,015-355 (.741) record in home games, a 572-753 (.432) record in contests away from Iowa City, a 751-757 (.498) mark in Big Ten games and a 419-129 (.765) record in Carver-Hawkeye Arena.

### **UTHOFF, IOWA GRACE COVER OF SPORTS ILLUSTRATED**

Senior Jarrod Uthoff was on the cover of the Feb. 8, 2016, regional cover of *Sports Illustrated*. The article inside the magazine focused on the All-America candidate and the nationally-ranked Iowa Hawkeyes.

Uthoff is the first Iowa basketball player since George Peebles on Jan. 24, 1966, to be on the cover of *Sports Illustrated*. George Kittle and the UI football team were on the *Sports Illustrated* cover this past November. It marks the first time in school history that Iowa football and men's basketball were featured on *Sports Illustrated* covers in the same season.

## Iowa in the Rankings

KenPom .....	17
Sagarin.....	21
BPI .....	17
RPI .....	28

## Iowa Wins Over Top 50 RPI Teams

11/9	#42 Wichita St (W, 84-61)	Orlando
12/29	#16 Michigan St (W, 83-70)	Iowa City
1/2	#18 Purdue (70-63)	West Lafayette
1/14	#16 Michigan St (76-59)	East Lansing
1/24	#18 Purdue (83-71)	Iowa City

## Iowa Career Assists

1.	612	Jeff Horner	2003-06
2.	575	Andre Woolridge	1995-97
3.	561	Dean Oliver	1998-01
4.	<b>527</b>	<b>Mike Gesell</b>	<b>2012-16</b>
5.	517	BJ Armstrong	1986-89

## Iowa Single-Season Assists

1.	193	Andre Woolridge	1996
2.	192	Andre Woolridge	1997
3.	191	Cal Wulfsberg	1976
4.	190	Andre Woolridge	1995
5.	182	Bryce Cartwright	2011
6.	180	Jeff Horner	2005
7.	<b>175</b>	<b>Mike Gesell</b>	<b>2016</b>

## Iowa Career Blocked Shots

1.	365	Acie Earl	1990-93
2.	229	Greg Stokes	1982-85
3.	212	Erek Hansen	2004-06
4.	<b>169</b>	<b>Jarrold Uthoff</b>	<b>2013-16</b>

## Iowa Single-Season Blocked Shots

1.	121	Acie Earl	1992
2.	106	Acie Earl	1991
3.	89	Erek Hansen	2006
4.	88	Acie Earl	1993
5.	83	Erek Hansen	2005
6.	79	Greg Stokes	1983
7.	<b>78</b>	<b>Jarrold Uthoff</b>	<b>2016</b>
8.	62	Greg Stokes	1985
9.	58	Greg Stokes	1984
10.	<b>56</b>	<b>Jarrold Uthoff</b>	<b>2015</b>

## Iowa Career Scoring

19.	1,248	Jeff Moe	1985-88
20.	1,230	Kenyon Murray	1993-96
21.	<b>1,209</b>	<b>Jarrold Uthoff</b>	<b>2013-16</b>
22.	1,189	Kevin Boyle	1979-82
23.	1,188	Dave Gunther	1957-59
	1,188	Bill Logan	1954-56
25.	1,181	Val Barnes	1991-93
26.	1,176	Sam Williams	1967-68
27.	1,172	John Johnson	1969-70
28.	1,168	Chad Calabria	1968-70
29.	1,145	Bob Hansen	1980-83
	1,145	Kevin Kunnert	1971-73
31.	1,119	Melsahn Basabe	2011-04
32.	1,118	Chris Kingsbury	1994-96
	1,118	Michael Payne	1982-85
34.	1,112	Kenny Arnold	1979-82
35.	1,094	Charles Darling	1950-52
36.	1,091	Fred Brown	1970-71
37.	1,090	Ryan Bowen	1995-98
38.	1,072	Pierre Pierce	2002, 04-05
39.	1,060	Glen Worley	2001-04
40.	1,054	Reggie Evans	2001-02
	1,054	Carl Cain	1954-56
42.	<b>1,053</b>	<b>Mike Gesell</b>	<b>2012-16</b>

## MCCAFFERY SURPASSED BUCKY O'CONNOR FOR FIFTH IN VICTORIES AT IOWA

Fran McCaffery notched victory No. 115 as Iowa's head coach on Feb. 7 at Illinois, surpassing Bucky O'Connor (1950, 1952-58) for fifth on Iowa's all-time coaching win total. McCaffery increased his win total to 116 after Sunday's win over Minnesota. Rollie Williams (1930-42, 1951) ranks fourth in victories with 139.

Tuesday's game against Indiana was Fran McCaffery's 200th game as Iowa's head coach (116-84, .580).

## HAWKEYE FAST BREAKS

- Iowa's regular season finale will be only its second Big Ten game of the season played on a Saturday. The Hawkeyes played five consecutive Sunday's from Jan. 17-Feb. 14 and have played six times on Sunday's this season.

- Iowa has won nine Big Ten games by double digits. It's the most by any Hawkeye team since the 1996-97 season.

- Iowa is 16-0 in games decided by 10 points or more this season and 4-9 in games decided by single digits. Each of Iowa's last four losses have come by eight points or less.

- Iowa is 50-7 when scoring 80 points or more, the last six seasons. The Hawkeyes are 60-2 when holding opponents to fewer than 61 points, the last six years.

- Iowa has had a player score 20 points or more in 14 of its last 18 games, including three players (Jok, Uthoff, and Clemmons) total 20 or more points at Rutgers (Jan. 21). It marked the first time since 2000 (vs. Missouri) that Iowa had three players reach 20 points in a game: Luke Recker (23), Dean Oliver (22), and Reggie Evans (20). It is the first time three Hawkeyes poured in 20 points in a Big Ten game since 1989 (vs. Northwestern): Roy Marble (22), Ed Horton (21), and B.J. Armstrong (21).

- Adam Woodbury has led Iowa in rebounding in 12 of the last 13 contests, including controlling a career-high 18 boards vs. Wisconsin on Feb. 24.

- Iowa has won 12 of its last 20 true road games, dating back to last year. The Hawkeyes are 4-4 in Big Ten road games this season.

- Iowa went 7-1 during the month of January, with the only loss coming by six points at No. 7 Maryland. The last time Iowa won seven games in the month of January was the 1986-87 season (7-2).

- Iowa posted a 6-1 record during the month of December, with the only loss coming by one point at No. 2/4 Iowa State on Dec. 10.

- Iowa has five wins versus AP Top 25 teams this season, which ties for second-most by the Hawkeyes over the last 20 seasons.

- Iowa swept Purdue for the first time since the 2003-04 campaign.

- Iowa swept both Purdue and Michigan State, boasting a +12.3 average margin of victory in the four games.

- Four times over the last two decades has Iowa swept the regular season series with the opponent ranked in both games -- two of the four times have taken place this season (Michigan State and Purdue).

- The last time an Iowa team won a share of the Big Ten men's basketball title was 1979.

- Iowa ranks second in the Big Ten in second chance points scored per game (12.6) and points off turnovers (16.4).

- Iowa ranks 21st nationally in fewest fouls per game (16.5).

- Iowa earned its first win over a ranked Big Ten opponent (Purdue) while being ranked in the Top 10 since beating No. 16 Ohio State while ranked No. 8 on Feb 13, 1989.

- Iowa has become the first team since Duke and Kentucky in 1965 to beat the same top-5 opponent by 10 in same year (No. 1 and No. 4 Michigan State by 13 and 17 points, respectively).

- Iowa defeated top-15 teams in back-to-back games (No. 1 Michigan State and No. 14 Purdue) for the first time since Nov., 2004 (beat No. 12 Louisville and No. 15 Texas).

- Iowa beat two ranked Big Ten (No. 1 Michigan State and No. 14 Purdue) teams in the same week for the first time since 1987.

- Iowa has posted road wins over a Big Ten ranked opponent each of the last three seasons.

- Iowa swept Michigan State for the first time since the 1992-93 season. The Hawkeyes' win in East Lansing on Jan. 14, was their first since 1993, snapping an 18-game losing streak at the Breslin Center. Iowa's 17-point win over Michigan State is its largest victory over the Spartans in East Lansing since a 75-57 win March 12, 1983.

- Iowa is only the second Big Ten team in the last 20 seasons to start 2-0 in conference play with both victories coming against ranked opponents (2009-10 Michigan State).



- Iowa's win over Purdue on Jan. 2 is its first in West Lafayette, Indiana, since Feb. 1, 2006. Its victory at No. 4 Michigan State on Jan. 14, is its first since Jan. 28, 1993.
- Iowa has won 38 of its last 39 nonleague home games, dating back to Nov., 2011. The lone loss came to Iowa State in 2014.
- Iowa won 21 regular season games last season, the most by a Hawkeye team since 2006 (22).
- Iowa's win over Florida State on Dec. 2, clinched the Big Ten/ACC Challenge for the Big Ten. The Hawkeyes have clinched the Challenge for the Big Ten each of the last two years.
- Iowa has competed in postseason play the last four years: NIT second round in 2012; NIT runner-up in 2013; NCAA first round in 2014; NCAA third round in 2015. The Hawkeyes tied for third place in the Big Ten last season -- its best finish in nine years.
- Iowa's 12 conference wins last season are the most by a Hawkeye team since 1997. Also, its third place finish was its best in nine seasons.
- Iowa's 83-52 effort over Davidson in the NCAA Second Round was the program's first tournament win since 2001. It also marked the largest margin of victory in an NCAA Tournament 7/10 match-up.
- Iowa has had a first-team All-Big Ten honoree in each of the last two seasons: Devyn Marble in 2014 and Aaron White in 2015.

### **FAST START IN BIG TEN PLAY**

Iowa reached the halfway point of its Big Ten schedule with a record of 10-1. The 10-1 mark was the program's best start in Big Ten play since going 10-1 to start conference play the 1981-82 season. Since Iowa's 1969-70 team that went 14-0, only this year's squad and the 1981-82 team have started a Big Ten season, 10-1.

### **IOWA'S 2015-16 STATISTICAL COMPARISONS**

	All Games	Big Ten	Home Games	Away Games	Iowa Wins	Iowa Losses
Record	20-9	11-6	13-2	7-7	20-0	0-9
Points	78.8	76.1	81.5	75.9	82.1	71.4
Opp. Pts	69.0	69.8	67.5	70.6	65.7	76.3
FG%	.452	.437	.453	.451	.469	.414
FG Def.	.415	.430	.399	.435	.392	.471
3-PT%	.386	.377	.390	.382	.406	.342
3-pt. Def.	.310	.317	.317	.303	.292	.347
FT%	.718	.710	.720	.716	.731	.689
REB	38.4	37.4	40.5	36.3	39.0	37.1
AST	15.8	13.6	16.7	14.7	16.9	13.2
TO	10.2	10.0	10.1	10.4	9.5	11.9
STL	6.8	6.8	7.2	6.4	7.4	5.6
BLK	5.0	4.4	5.5	4.4	6.0	2.8

### **HAWKEYE FANS FLOCKED TO CHA**

Iowa sold out 23 home games the last three seasons. The Hawkeyes ranked 20th in national attendance in 2015, averaging 14,101 fans. It is the second straight season and 21st time that Iowa has cracked the top 20 in the national attendance rankings.

Iowa averaged 13,835 fans in 2015-16, which includes seven sellout crowds (Michigan State; Michigan; Purdue; Northwestern; Minnesota; Wisconsin). Iowa's home finale against Indiana is approaching sellout status; it would be Iowa's seventh sellout crowd of the season, the most since recording 11 sellouts in 2013-14.

### **BAER BECOMES RELIABLE RESERVE**

After forward Dale Jones suffered a season-ending knee injury on Dec. 1, Nicholas Baer has seen his minutes increase. The redshirt freshman walk-on has taken advantage of the opportunity.

Baer was named Big Ten Freshman of the Week (Dec. 21) after his performance against Drake (Dec. 19). He scored 13 points making five of his 10 field goal attempts, including going 3-of-5 from 3-point range. The native of Bettendorf, Iowa, also grabbed seven rebounds and blocked a personal-best six shots in Iowa's 70-64 victory over Drake at the Hy-Vee Big Four Classic in Des Moines. He is one of only four freshmen in the nation this season to post 13+ points, 7+ rebounds, and 6+ blocked in a single game this season.

Baer's six blocks, four of which came in the first half against the Bulldogs, broke the Wells Fargo Arena record in a college basketball game. The six rejections in a game were also the most by an Iowa freshman since Melsahn Basabe denied six shots against Ohio State in 2011. Baer's six blocks helped Iowa establish a school record for total blocks in a game with 14, besting the previous mark of 13 set against Illinois on March 5, 2013.

Baer is averaging 14 minutes off the bench, averaging 4.6 points, shooting at a 43 percent clip from 3-point range (25-of-58) and 2.5 rebounds. Baer's 19 blocked shots on the season rank second best on the team. He has scored in double figures and grabbed five or more rebounds four times this season (UMKC, Drake, Tennessee Tech, and Michigan State).

### **UTHOFF FILLS IT UP DURING FIRST HALF AT IOWA STATE**

Senior Jarrod Uthoff scored 30 first-half points at No. 2/4 Iowa State (Dec. 10), while also grabbing six rebounds, blocking two shots and collecting a steal. Uthoff made 11-of-13 shot attempts, including 5-of-6 from 3-point territory, while also going 3-of-4 from the charity stripe the first 20 minutes of action. He finished the contest with 32 points.

### **UTHOFF PRODUCING ON THE WING**

Jarrod Uthoff has amassed 1,209 points. The senior had his 19-game double-digit scoring streak snapped on Jan. 28, scoring nine points at nationally-ranked Maryland. Uthoff has scored 20 or more 13 times this year. Uthoff's 11 20-point games prior to the month of February are the most by a Hawkeye since Adam Haluska in 2006-07 (12).

Uthoff ranks second in the Big Ten in scoring (18.4) and first in blocks (2.7), and is second on the team in 3-pointers (56) and rebounding (6.4). His 2.7 blocks per game ranks 12th in the nation.

Uthoff is the second Big Ten player since 1996-97 to have 150+ blocks and 125+ 3-pointers made (Minnesota's Michael Bauer, 1999-2004). He is also the second player nationally the last 20 years to average two blocks and two 3-pointers per game (Duke's Shane Battier in 1999-00 and 2000-01).

Uthoff is one of three players in the country to register 20+ points and 5+ blocks in a game three times this season (Stony Brook's Jameel Warney and Pascal Siakam of New Mexico State).

#### **Jarrod Uthoff 2015-16 Recognition**

Division I Academic All-American of the Year  
 John Wooden Late Season Top 20 List // Oscar Robertson Trophy Top 11 // Lute Olson Award Watch List  
 Preseason All-Big Ten  
 Advocate All-Tournament Team  
 ESPN and NBC Midseason Second Team All-America  
 Dec. 14 - Big Ten co-Player of the Week  
 Jan. 18 and Jan. 25 -- *College Sports Madness* Big Ten Player of the Week

### **BLOCK PARTY**

Iowa's length has affected a number of opponent shot attempts this season. The Hawkeyes have blocked 145 shots this season (5.0), which ranks fourth in the conference and 31st nationally. Iowa had its streak on 94 straight games with at least one blocked shot snapped at Ohio State (Feb. 28).

Uthoff has put together back-to-back 50+ block seasons, totaling 56 last season and 76 this year. He is the first Hawkeye since Erik Hansen in 2005 and 2006 to register more than 50 rejections in consecutive seasons.

### **STEADY IMPROVEMENT...**

Since Fran McCaffery was named head coach at Iowa in 2010, he has guided the Hawkeyes to improvement each season.

Year	Record	Big Ten Finish	Postseason
2011	11-20	4-14 (10th)	N/A
2012	18-17	8-10 (T-7th)	NIT Second Round
2013	25-13	9-9 (6th)	NIT runners-up
2014	20-13	9-9 (6th)	NCAA First Round
2015	22-12	12-6 (T-3rd)	NCAA Third Round

### **EXPERIENCED BACKCOURT**

Iowa has two senior point guards (Mike Gesell and Anthony Clemmons) and a junior shooting guard (Peter Jok) on this year's roster.

Gesell and Clemmons rank 20th and 94th nationally, respectively, in assist-to-turnover ratio. Clemmons is third on the team in scoring (9.2), while Gesell is fourth (8.6).

Clemmons was named the team's Most Improved Player last spring after leading the team in 3-point accuracy (.373) and posting single-season bests in rebounding, steals, scoring, and free throw percentage in 2014-15. Clemmons is averaging 10.2 points and 3.2 assists over the last 15 games.

Gesell is a four-year starter, who has 1,053 points, 527 assists, and 154 steals. The Hawkeye senior is 34 assists from tying Dean Oliver for third in Iowa career assists.

### **DISTRIBUTOR AND PROTECTOR**

Point guard Mike Gesell has done an outstanding job directing the Hawkeye offense his entire Hawkeye career. Gesell owns two of Iowa's top four assist-to-turnover ratios since the 1996-97 season. His 3.05 ratio in 2013-14 ranks first, while his 2.21 ratio in 2014-15 ranks fourth. Dean Oliver's 2.75 ratio in 2000-01 is second, followed by Ryan Luehrsmann's 2.21 in 1997-98 ranking third.

The native of South Sioux City, Nebraska, ranks 22nd in the country in assists (6.0) and 20th in assist-to-turnover ratio (3.2). Gesell collected a career-best 12 assists in Iowa's win over Coppin State and also against Minnesota. He has been credited with nine or more assists nine times this season and 10 more four times. Gesell is the first Hawkeye with four 10-assist games in a season since B.J. Armstrong in 1988-89. He is on pace to surpass Dean Oliver, who ranks third in career assists.

He poured in a game and career-best 25 points in lifting Iowa to an 83-70 win over No. 1 Michigan State and posted his first career double-double in Iowa's win over Nebraska (22 points and 10 assists).

### **INCREASED WORK LOAD**

The prior couple seasons, Adam Woodbury split time at the center position with Gabriel Olaseni. With Olaseni having graduated, Woodbury's minutes have increased. The 7-foot-1 center averaged 21 minutes per game a year ago alongside Olaseni. In his career when playing 28 minutes or more, Woodbury averages 10 points and 8.3 rebounds per game. The senior has played over 28 minutes 11 times this year.

Woodbury has totaled seven double-doubles this season, which ties three other players for sixth in the league. Woodbury is the first Hawkeye to record a double-double in three straight games (Rutgers, Purdue, and Maryland) since Greg Brunner in 2005-06. He has led the team in rebounding 11 of the last 12 games, including snagging a career-best 18 boards versus Wisconsin (Feb. 24). The 18 rebounds are the most by any player in a Big Ten game this season. Furthermore, 10 of the 18 boards were on the offensive glass -- the most by a Hawkeye since Gabriel Olaseni had 11 at Purdue last season.

Woodbury is averaging 11.4 rebounds per game over the last 12 games. He is the second Hawkeye the past 20 years to grab 84 or more rebounds in a seven game span (Jan. 21-Feb. 11); Reggie Evans was the other Hawkeye to accomplish the feat in 2000-01 and 2001-02.

Woodbury grabbed 13 defensive rebounds against Penn State on Feb. 3 -- the most by a Hawkeye since Kurt Looby (Nov. 13, 2006 versus The Citadel).

### **FRESH START**

Peter Jok started 2015 with a new number, changing from No. 3 last year to No. 14 this season.

Jok ranks second on the team in scoring (16.0 ppg) and first in free throw accuracy (.856, 83-of-97; 21 straight makes entering Saturday's game at Michigan). He has scored 20 or more points nine times this season, including a career-best 29 points at Rutgers on Jan. 21. The 29-point outburst at Rutgers ties for seventh most by a Hawkeye during the Fran McCaffery era.

Iowa is 10-3 when Jok makes at least three triples in a game.

After averaging seven points per game a season ago, Jok has surged nine points this year averaging 16 points per contest. The +9.0 improvement is tops among Big Ten players.

The Hawkeye junior averaged 21 points in two games against Michigan State early in conference play. His 23 points at Michigan State (Jan. 14) and 16 against Michigan (Jan. 17) earned Jok Big Ten Player of the Week accolades.

Jok is one of four Hawkeyes since 2005-06 to average two or more 3-pointers and one steal per game in a season (Jeff Horner in 2006; Adam Haluska in 2007; Matt Gatens in 2012).

### **NOTING IOWA'S COMEBACK AGAINST PURDUE**

- Iowa trailed by 19 points at Purdue with 2:21 remaining in the first half. The Hawkeyes trailed by 17 points at halftime, which is the largest halftime comeback between major-conference teams this season.
- The 19-point comeback is the third largest in school history and second biggest in a Big Ten contest. The Hawkeyes rallied from 23 points against Gardner-Webb in 2012 and 22 points at Illinois in 1987. Iowa won the Illinois game in overtime.
- Iowa is the fourth Division I team in the last 20 seasons to beat an AP Top 15 team after trailing by 17-or-more points at the half, and only the second team to accomplish the feat on the road.

### WELCOME NEWCOMERS

Despite having four returning starters, plus another who has starting experience, Iowa welcomes 10 newcomers to its 2015-16 roster. The 10 newcomers includes two players who received red-shirts last season (Nicholas Baer and Brady Ellingson). Iowa's 10 newcomers ties for third most among Division I schools: Portland State and Tennessee State have 11, followed by Iowa, UTEP, and Nebraska with 10.

The Hawkeyes add five freshmen (Isaiah Moss, Andrew Fleming, Brandon Hutton, Ahmad Wagner, and Christian Williams), and three junior college transfers (Dale Jones, and Michael and Steven Soukup). Jones is out of action the remainder of this season due to suffering a knee injury at practice on Dec. 1.

### IOWA VS. RANKED TEAMS

Iowa is ranked 15th in the *USA Today* Coaches Poll and 16th in the Associated Press Poll this week.

The Hawkeyes have played 10 contests against ranked opponents, posting a 5-5 record.

Iowa became just the fifth team ever, and first team since Duke and Kentucky in 1965, to beat the same top-5 opponent by 10 in same season.

Below are Iowa's results versus nationally-ranked opponents this season:

<b>At Home:</b>	83-71 over 22nd-ranked Purdue, 1/24/16 83-70 over 1st-ranked Michigan State, 12/29/15 81-78 loss to 11th-ranked Indiana, 3/1/16
<b>On the Road:</b>	83-82 loss to 2nd-ranked Iowa State, 12/10/15 76-59 over 4th-ranked Michigan State, 1/14/16 70-63 over 14th-ranked Purdue, 1/2/16 74-68 loss to 7th-ranked Maryland, 1/28/16 85-78 loss at 22nd-ranked Indiana, 2/11/16
<b>Neutral Court:</b>	68-62 loss to 17th-ranked Notre Dame, 11/27/15 84-61 over 20th-ranked Wichita State, 11/29/15

### IN MEMORY...

Iowa's all-time leading scorer, Roy Marble, passed away on Sept. 11, 2015, at the age of 48. Marble led the Hawkeyes to four straight NCAA Tournament appearances, including advancing to the Elite Eight in 1987 and Sweet 16 in 1988, and led the team in scoring three consecutive seasons.

In memory of Marble, RM23 is stitched on the upper right corner of Iowa's jerseys this season.

### UTHOFF NAMED TO ADVOCARE INVITE ALL-TOURNAMENT TEAM

Iowa's Jarrod Uthoff was one of five players named to the 2015 Advocare Invitational All-Tournament Team. Uthoff joined Xavier's Trevon Bluiett and Jalen Reynolds, Scoochie Smith of Dayton, and Justin Robinson of Monmouth (MVP).

Uthoff averaged 20 points in three games (Dayton, Notre Dame, and Wichita State), reaching double figures in the first half in all three games. The Hawkeye senior also averaged 5.7 rebounds and 2.7 blocks, and shot at a 50 percent clip (23-of-46).

### CLOSING OUT THE NONCONFERENCE SCHEDULE

Iowa finished its nonconference schedule with a record of 9-3. Fran McCaffery's last four Hawkeye teams, including this season, won at least nine nonleague games: 2016 (9); 2015 (9); 2014 (11); 2013 (11). Iowa's 2012 team won eight nonconference contests.

### UTHOFF NAMED BIG TEN CO-PLAYER OF THE WEEK -- DEC. 14

Iowa's Jarrod Uthoff was named Big Ten Co-Player of the Week along with Maryland's Melo Trimble on Dec. 14. The honor is the second of Uthoff's career.

Uthoff shot 61 percent from the field (22-of-36), including a blistering 69 percent from 3-point range (9-of-13), and 86 percent from the free throw line (6-of-7) in two games, averaging nearly a double-double (29.5 points and nine rebounds).

The native of Cedar Rapids, Iowa, scored a career-high 27 points in a 90-56 win over Western Illinois, and then bested that performance with a personal-best 32 points at No. 2/4 Iowa State.

The Hawkeye senior scored 24 of his 27 points in the first half against the Leathernecks and 30 of his 32 in the first 20 minutes against the Cyclones. Uthoff's 32 points are the most by a Hawkeye since Matt Gatens had 33 against Wisconsin in 2012, and the most by a Big Ten player this season against a ranked opponent.

### 2 HAWKEYES SELECTED IN LAST 2 NBA DRAFTS

Roy Devyn Marble and Aaron White were selected in the second round of the NBA Draft each of the past two seasons -- Marble in 2014 by Orlando and White in 2015 by Washington.

The Hawkeyes are one of four Big Ten schools to have multiple players drafted by NBA teams the last two years:

Michigan - 3
Michigan State - 3
<b>IOWA - 2</b>
Wisconsin - 2

### THREE TIMES THE CHARM

Iowa posted a 22-12 record last season, reaching the 20-win plateau for the third consecutive season. For the first time in 15 years, Iowa won 20 or more games in three consecutive seasons. The last time Iowa won at least 20 games four straight seasons was 1995-1999 -- Tom Davis' last five seasons as Iowa's head coach.

### HAWKEYEBASKETBALL.COM

Check out the Iowa basketball team's website, [HawkeyeBasketball.com](http://HawkeyeBasketball.com), devoted to everything on-and-off-the-court surrounding the program.

[HawkeyeBasketball.com](http://HawkeyeBasketball.com), allows fans a chance to go behind the scenes with the Hawkeye basketball program on and off the court. The site is complete with exclusive videos, photo galleries and content featuring the basketball program.

### COACHING EXPERIENCE

Fran McCaffery has the most experienced coaching staff in the country. The Iowa men's basketball staff has 67 years of combined collegiate head coaching experience and more than 130 years of collegiate coaching under their belts -- the most experience of any Division I college basketball program in the country. Listed below are the number of years of head coaching experience on the Iowa staff.

Coach	Years
Fran McCaffery	19 years
Kirk Speraw's	20 years
Sherman Dillard	10 years
Andrew Francis	2 years
Billy Taylor	11 years
Al Seibert	5 years



# IOWA HAWKEYE BASKETBALL

## UPDATED IOWA PLAYER BIO

### Nicholas Baer



# 51

**RS-Fr., 6-7, 200, Forward**  
**Bettendorf, Iowa**  
**Bettendorf HS**

- Non-scholarship athlete
- Scored in double figures four times; led or shared team lead in blocked shots five times
- Ranks second on the team in blocked shots per game (0.7)
- Surpassed 100 career points after scoring seven points against Northwestern (Jan. 31)
- One of four freshmen nationally to score 13+ points, grab 7+ rebounds, and block 6+ shots in a single game this season (versus Drake)
- Connected on 25 triples (25-of-58, .431) and is averaging 14.4 minutes per game off the bench
- Grabbed 5+ rebounds in six games
- Made both 3-point field goal attempts, and had a rebound, assist, and one steal in season opening win over Gardner-Webb
- Grabbed two rebounds and was credited with a block in win at Marquette
- Averaged 3.7 rebounds and 3.3 points in three games off the bench at the Advocare Invitational
- Blocked two shots vs. #17 Notre Dame
- Tallied eight points on 3-of-4 shooting from the field, including 2-of-3 from 3-point range, in win over #20 Wichita State
- Posted personal bests in scoring (14) and 3-pointers (4), while also grabbing five rebounds in victory over UMKC
- Named Big Ten Freshman of the Week (Dec. 21) after scoring 13 points (5-10 FG, 3-5 3-pt FG), grabbing a personal-best seven rebounds, and blocking a Wells Fargo Arena record six shots in win over Drake
- His six blocks against Drake are the most by a Hawkeye freshman since Melsahn Basabe denied six against Ohio State in 2011
- Netted a personal-best 19 points on 8-of-10 shooting from the field, including 3-of-4 from 3-point range, while also pulling down five rebounds and collecting two steals in win over Tennessee Tech

### 2015-16 Game-by-Game

Opponent	Date	gs	min	Total		3-Pointers		Free throws		Rebounds				pf	a	t/o	blk	stl	pts	avg
				fg-fga	pct	3fg-3ga	pct	ft-fta	pct	off	def	tot	avg							
GARDNER-WEBB	11/13/15	13	2-5	.400	2-2	1.000	0-0	.000	0	1	1	1.0	0	1	0	0	1	6	6.0	
COPPIN STATE	11/15/15	14	0-2	.000	0-2	.000	0-0	.000	0	2	2	1.5	1	1	1	1	0	0	3.0	
at Marquette	11/19/15	7	0-0	.000	0-0	.000	0-0	.000	1	1	2	1.7	2	0	0	1	0	0	2.0	
vs DAYTON	11/26/15	16	1-3	.333	0-0	.000	0-0	.000	4	2	6	2.8	2	1	1	0	0	2	2.0	
vs NOTRE DAME	11/27/15	8	0-1	.000	0-1	.000	0-0	.000	2	1	3	2.8	2	0	0	2	0	0	1.6	
vs WICHITA STATE	11/29/15	24	3-4	.750	2-3	.667	0-0	.000	1	1	2	2.7	2	0	1	0	1	8	2.7	
FLORIDA STATE	12/02/15	9	0-1	.000	0-1	.000	0-0	.000	0	1	1	2.4	2	0	0	0	2	0	2.3	
UMKC	12/05/15	15	5-8	.625	4-5	.800	0-0	.000	2	3	5	2.8	0	0	0	0	1	14	3.8	
WESTERN ILLINOIS	12/07/15	13	1-3	.333	0-2	.000	0-0	.000	0	5	5	3.0	0	1	1	0	0	2	3.6	
at Iowa State	12/10/15	7	1-4	.250	0-3	.000	0-0	.000	1	1	2	2.9	0	0	0	0	2	3.4		
vs Drake	12/19/15	30	5-10	.500	3-5	.600	0-0	.000	3	4	7	3.3	3	2	0	6	1	13	4.3	
TENNESSEE TECH	12/22/15	23	8-10	.800	3-4	.750	0-0	.000	0	5	5	3.4	2	0	0	1	2	19	5.5	
MICHIGAN STATE	12/29/15	21	4-7	.571	1-3	.333	2-2	1.000	2	3	5	3.5	2	1	0	2	1	11	5.9	
at Purdue	01/02/16	16	3-3	1.000	1-1	1.000	0-0	.000	2	2	4	3.6	0	2	2	0	7	6.0		
NEBRASKA	01/05/16	16	0-0	.000	0-0	.000	2-4	.500	1	2	3	3.5	2	1	1	1	1	2	5.7	
at Michigan State	01/14/16	17	1-3	.333	0-1	.000	1-2	.500	0	2	2	3.4	2	2	1	0	1	3	5.6	
MICHIGAN	01/17/16	20	2-5	.400	1-4	.250	2-2	1.000	0	1	1	3.3	1	1	0	0	1	7	5.6	
at RUTGERS	01/21/16	13	0-3	.000	0-3	.000	0-0	.000	2	0	2	3.2	1	1	0	0	1	0	5.3	
PURDUE	01/24/16	11	1-1	1.000	1-1	1.000	0-0	.000	1	0	1	3.1	2	0	1	1	1	3	5.2	
at Maryland	01/28/16	7	0-3	.000	0-3	.000	0-0	.000	0	0	0	3.0	2	0	0	1	0	0	5.0	
NORTHWESTERN	01/31/16	17	3-6	.500	1-1	1.000	0-0	.000	0	1	1	2.9	1	0	0	0	1	7	5.0	
PENN STATE	02/03/16	19	3-4	.750	2-3	.667	0-1	.000	0	1	1	2.8	0	1	2	0	1	8	5.2	
at Illinois	02/07/16	7	1-2	.500	1-2	.500	0-0	.000	0	1	1	2.7	1	0	0	0	0	3	5.1	
at Indiana	02/11/16	13	0-1	.000	0-1	.000	0-0	.000	1	0	1	2.6	3	0	0	0	1	0	4.9	
MINNESOTA	02/14/16	9	0-0	.000	0-0	.000	0-0	.000	3	0	3	2.6	3	1	0	0	0	0	4.7	
at Penn State	02/17/16	12	2-3	.667	1-2	.500	1-2	.500	2	1	3	2.7	1	1	1	0	1	6	4.7	
WISCONSIN	02/24/16	16	1-2	.500	0-1	.000	0-0	.000	1	1	2	2.6	1	0	0	1	0	2	4.6	
at Ohio State	02/28/16	13	1-2	.500	0-1	.000	0-0	.000	0	1	1	2.6	2	0	0	0	0	2	4.5	
INDIANA	03/01/16	13	2-3	.667	2-3	.667	0-0	.000	0	0	0	2.5	0	1	0	0	0	6	4.6	
Totals		0	419	50-99	.505	25-58	.431	8-13	.615	29	43	72	2.5	40	16	12	19	18	133	4.6

Games played: 29  
 Minutes/game: 14.4  
 Points/game: 4.6  
 FG Pct: 50.5  
 3FG Pct: 43.1  
 FT Pct: 61.5

Rebounds/game: 2.5  
 Assists/game: 0.6  
 Turnovers/game: 0.4  
 Assist/turnover ratio: 1.3  
 Steals/game: 0.6  
 Blocks/game: 0.7

- Netted 11 points on 4-of-7 shooting from the field, including 1-of-3 from beyond the arc, while also blocking two shots in win over #1 Michigan State
- Shot 1.000 from the field (3-3 FG, 1-1 3-pt FG), while grabbing four rebounds and rejecting two shots in road win over #14 Purdue
- In 16 minutes off the bench, collected three rebounds in addition to recording one blocked shot and one steal in victory over Nebraska
- Tallied three points, connecting on only shot attempt in home win over #22 Purdue; also collected one rebound, a block, and a steal
- Scored seven points on 3-of-6 shooting from the field, including one 3-pointer against Northwestern; recorded one board and a steal
- Netted eight points and posted one rebound, an assist, and a steal in home win over Penn State
- Scored six points and grabbed three boards in loss at Penn State
- Tallied two points, while grabbing two rebounds and blocking one shot against Wisconsin

- Went 2-of-3 from behind the arc, scoring six points in home loss to #11 Indiana

#### Personal Bests

**Points:** 19 vs. Tennessee Tech, 12/22/15  
**Rebounds:** 7 vs. Drake, 12/19/15  
**FGM:** 8 vs. Tennessee Tech, 12/22/15  
**FGA:** 10, 2x, last vs. Tennessee Tech, 12/12/15  
**3-pt FG:** 4 vs. UMKC, 12/5/15  
**3-pt FGA:** 5, 2x, last vs. Drake, 12/19/15  
**FTM:** 2 vs. Michigan State, 12/29/15  
**FTA:** 4 vs. Nebraska, 1/5/16  
**Assists:** 2, 2x, last vs. Michigan State, 1/14/16  
**Steals:** 2, 2x, last vs. Tennessee Tech, 12/22/15  
**Blocks:** 6 vs. Drake 12/19/15  
**Minutes:** 30 vs. Drake, 12/19/15

#### CAREER STATISTICS

YEAR	G/GS	FG-A	PCT	3-PT	PCT	FT-A	PCT	RB	AVG	PF-FO	AS	TO	BK	ST	PTS	AVG
Fresh.	29/0	50-99	.505	25-58	.431	8-13	.615	72	2.5	40-0	16	12	19	18	133	4.6
TOTALS	29/0	50-99	.505	25-58	.431	8-13	.615	72	2.5	40-0	16	12	19	18	133	4.6



# IOWA HAWKEYE BASKETBALL

## UPDATED IOWA PLAYER BIO

### Anthony Clemmons



# 5

**Sr., 6-2, 200, Guard**  
**Lansing, Mich.**  
**Sexton HS**

- Averaging 11 points and 2.7 assists over the last three games
- Made at least one 3-pointer in 17 games this season
- Scored in double figures 16 times this season after reaching double figures a combined six times the last two years
- Credited with six or more assists six times; ranks 10th in the Big Ten in assists per game (3.6)
- Defensively, held Bryn Forbes of Michigan State to five total points in two games; Illinois' Kendrick Nunn to six points; Maryland's Melo Trimble to 11 points; Purdue's Raphael Davis to 10 total points in two contests
- Ranks 94th nationally in assist/turnover ratio (2.4)
- Tied a career high with six free throws made in season opening win over Gardner-Webb
- Had seven points and five assists in victory over Coppin State
- Posted a season high in assists (7), while scoring 11 and tallying three steals in win at Marquette
- Reached double figures in second consecutive contest, scoring 11, to go along with a team-high six assists against Dayton
- Collected 10 points, a season-high four rebounds, and a team-best four assists in overtime win over Florida State
- Tallied 13 points, missing only two shot attempts, while also recording six assists in victory over UMKC
- Registered nine points, six assists and had a team-best three steals in win over Western Illinois
- Netted 10 points in victory over Drake
- Scored 11 points, snagged five rebounds, and had two assists in win over Tennessee Tech
- Led the team with five assists in upset victory over #1 Michigan State
- Dropped eight points, while also recording a game and career-high four steals in road victory over #14 Purdue
- Had 13 points and dished out two assists in road win over #4 Michigan State
- Recorded six assists and scored five points in win against Michigan
- Dished out five assists and tallied a career-high 20 points on a career-high eight field goals in road win over Rutgers

### 2015-16 Game-by-Game

Opponent	Date	gs	min	Total		3-Pointers		Free throws		Rebounds				pts	avg						
				fg-fga	pct	3fg-fga	pct	ft-fga	pct	off	def	tot	avg			pf	a	t/o	bik	stl	
GARDNER-WEBB	11/13/15	*	33	1-7	.143	0-3	.000	6-8	.750	0	2	2	2.0	2	3	0	0	8	8.0		
COPPIN STATE	11/15/15	*	13	3-7	.429	0-2	.000	1-2	.500	1	1	2	2.0	0	5	0	1	0	7	7.5	
at Marquette	11/19/15	*	28	5-10	.500	1-3	.333	0-0	.000	1	1	2	2.0	1	7	3	0	3	11	8.7	
vs DAYTON	11/26/15	*	34	5-9	.556	1-2	.500	0-0	.000	0	3	3	2.3	3	6	2	0	2	11	9.3	
vs NOTRE DAME	11/27/15	*	28	1-3	.333	1-2	.500	0-0	.000	1	2	3	2.4	4	1	2	0	1	3	8.0	
vs WICHITA STATE	11/29/15	*	21	2-6	.333	1-1	1.000	0-0	.000	0	1	1	2.2	1	3	1	0	1	5	7.5	
FLORIDA STATE	12/02/15	*	36	4-9	.444	0-2	.000	2-5	.400	1	3	4	2.4	1	4	3	0	1	10	7.9	
UMKC	12/05/15	*	26	5-7	.714	1-1	1.000	2-2	1.000	1	1	2	2.4	2	6	0	0	0	13	8.5	
WESTERN ILLINOIS	12/07/15	*	29	3-7	.429	1-2	.500	2-2	1.000	0	2	2	2.3	2	6	1	1	3	9	8.6	
at Iowa State	12/10/15	*	36	3-6	.500	1-4	.250	0-0	.000	0	4	4	2.5	0	4	2	1	1	7	8.4	
vs Drake	12/19/15	*	27	4-9	.444	1-5	.200	1-2	.500	0	2	2	2.5	0	1	0	1	0	10	8.5	
TENNESSEE TECH	12/22/15	*	26	4-9	.444	1-3	.333	2-2	1.000	1	4	5	2.7	0	2	2	0	0	11	8.8	
MICHIGAN STATE	12/29/15	*	28	1-3	.333	0-1	.000	0-3	.000	0	1	1	2.5	3	5	1	0	1	2	8.2	
at Purdue	01/02/16	*	30	3-9	.333	2-4	.500	0-0	.000	0	1	1	2.4	3	3	1	0	4	8	8.2	
NEBRASKA	01/05/16	*	17	0-3	.000	0-2	.000	0-0	.000	0	1	1	2.3	1	0	0	0	0	0	7.7	
at Michigan State	01/14/16	*	31	4-8	.500	2-4	.500	3-5	.600	0	3	3	2.4	2	2	3	0	0	13	8.0	
MICHIGAN	01/17/16	*	30	2-6	.333	1-4	.250	0-0	.000	0	1	1	2.3	2	6	2	1	1	5	7.8	
at RUTGERS	01/21/16	*	34	8-12	.667	2-6	.333	2-3	.667	0	3	3	2.3	2	5	0	0	1	20	8.5	
PURDUE	01/24/16	*	31	2-3	.667	0-1	.000	6-10	.600	0	3	3	2.4	1	6	1	0	2	10	8.6	
at Maryland	01/28/16	*	30	4-7	.571	2-4	.500	1-2	.500	1	3	4	2.5	3	4	0	1	0	11	8.7	
NORTHWESTERN	01/31/16	*	27	3-7	.429	0-1	.000	3-3	1.000	0	2	2	2.4	1	0	3	0	2	9	8.7	
PENN STATE	02/03/16	*	24	4-8	.500	0-3	.000	4-4	1.000	1	5	6	2.6	2	4	1	0	1	12	8.9	
at Illinois	02/07/16	*	37	4-10	.400	2-3	.667	0-2	.000	1	5	6	2.7	3	2	3	0	4	10	8.9	
at Indiana	02/11/16	*	34	5-13	.385	2-6	.333	0-0	.000	1	2	3	2.8	3	5	1	0	1	12	9.0	
MINNESOTA	02/14/16	*	37	5-8	.625	0-1	.000	2-3	.667	0	2	2	2.7	4	2	2	0	0	12	9.2	
at Penn State	02/17/16	*	33	2-5	.400	0-1	.000	2-4	.500	0	2	2	2.7	4	4	1	0	0	6	9.0	
WISCONSIN	02/24/16	*	34	4-10	.400	0-1	.000	5-8	.625	2	0	2	2.7	4	2	3	0	0	13	9.2	
at Ohio State	02/28/16	*	33	3-5	.600	0-0	.000	0-2	.000	0	1	1	2.6	3	2	2	0	1	6	9.1	
INDIANA	03/01/16	*	31	5-15	.333	2-5	.400	2-4	.500	0	2	2	2.6	4	4	1	0	0	14	9.2	
Totals			29	858	99-221	.448	24-77	.312	46-76	.605	12	63	75	2.6	61	103	44	6	30	268	9.2

Games played: 29  
 Minutes/game: 29.6  
 Points/game: 9.2  
 FG Pct: 44.8  
 3FG Pct: 31.2  
 FT Pct: 60.5

Rebounds/game: 2.6  
 Assists/game: 3.6  
 Turnovers/game: 1.5  
 Assist/turnover ratio: 2.3  
 Steals/game: 1.0  
 Blocks/game: 0.2

- Tied a career high with six free throws made and set a personal best with 10 free throws attempted in home win over #22 Purdue; tallied 10 points and led the team with a game-high six assists
- Registered 11 points and a team-best four assists at #7 Maryland
- Went 3-of-3 from the charity stripe on his way to nine points in win over Northwestern; recorded two steals
- Grabbed a career-high six rebounds and led team with four assists on way to scoring 12 points in home win over Penn State
- Logged a career-high 37 minutes at Illinois, equalling career bests in rebounds (6) and steals (4), while scoring 10 points
- Attempted 13 field goals, including six 3-point field goals, both season bests, at #22 Indiana (12 points, 5 assists)
- Equaled a career high in minutes played (37) in win over Minnesota, scoring 12 points and posting two assists
- Tallied six points and led team with four assists in loss at Penn State
- Scored 13 points and dished out two assists against Wisconsin

- Netted six points and dished out two assists in loss at Ohio State
- Recorded 14 points and four assists in home loss to #11 Indiana

#### Personal Bests

**Points:** 20 vs. Rutgers, 1/21/16  
**Rebounds:** 6, 2x, last vs. Illinois, 2/7/16  
**FGM:** 8 vs. Rutgers, 1/21/16  
**FGA:** 15 vs. Indiana, 3/1/16  
**3-pt FG:** 3, 2x, last vs. Gonzaga, 3/22/15  
**3-pt FGA:** 6, 2x, last vs. Indiana, 2/11/16  
**FTM:** 6, 3x, last vs. Purdue, 1/24/16  
**FTA:** 10 vs. Purdue, 1/24/16  
**Assists:** 9 vs. Coppin State, 12/22/12  
**Steals:** 4, 2x, last vs. Illinois, 2/7/16  
**Blocks:** 2 vs. Nebraska-Omaha, 11/10/13  
**Minutes:** 37, 2x, last vs. Minnesota, 2/14/16

#### CAREER STATISTICS

YEAR	G/GS	FG-A	PCT	3-PT	PCT	FT-A	PCT	RB	AVG	PF-FO	AS	TO	BK	ST	PTS	AVG
Fresh.	38/13	55-146	.377	17-47	.362	38-52	.731	62	1.6	68-1	105	63	8	21	165	4.3
Soph.	32/0	24-47	.511	6-16	.375	24-39	.615	41	1.3	34-0	54	29	4	11	78	2.4
Junior	34/12	48-126	.381	22-59	.373	45-60	.750	66	1.9	53-0	64	38	1	24	163	4.8
Senior	29/29	99-221	.448	24-77	.312	46-76	.605	75	2.6	61-0	103	44	6	30	268	9.2
TOTALS	133/54	226-540	.419	69-199	.347	153-227	.674	244	1.8	216-1	326	174	19	86	674	5.1



# IOWA HAWKEYE BASKETBALL

## UPDATED IOWA PLAYER BIO

### Brady Ellingson



# 24

**RS-Fr., 6-4, 190, Guard**  
**Sussex, Wis.**  
**Sussex HS**

- Competed in seven games before sitting out the remainder of the last season due to injury; received a medical redshirt
- Tallied eight points in Iowa's win over Purdue (Jan. 21), his highest scoring output in a game since netting nine vs. Dayton on Nov. 26
- Made at least one 3-pointer in nine games this season, including 3 against Dayton -- a career-best
- Played double-digit minutes in 13 of 26 games off the bench this season
- Poured in a game and personal-high 20 points (7-8 FG, 1-2 3-pt FG, 5-6 FT) in 17 minutes of action in win over Coppin State
- Had three points, two rebounds, one assist, and one steal in victory at Marquette
- Tallied nine points on 3-of-5 shooting from 3-point territory against Dayton
- Finished with five points, making both field goal attempts, in win over #20 Wichita State
- Netted seven points in back-to-back victories over UMKC and Western Illinois
- Scored eight points on 3-of-5 shooting from the field while recording one rebound, an assist, and a steal in home win over #22 Purdue

### 2015-16 Game-by-Game

Opponent	Date	gs	min	Total		3-Pointers		Free throws		Rebounds				pf	a	t/o	blk	stl	pts	avg
				fg-fga	pct	3fg-fga	pct	ft-fa	pct	off	def	tot	avg							
GARDNER-WEBB	11/13/15	23	2-6	.333	0-4	.000	0-0	.000	0	1	1	1.0	3	0	1	0	1	4	4.0	
COPPIN STATE	11/15/15	17	7-8	.875	1-2	.500	5-6	.833	1	2	3	2.0	1	1	1	0	0	20	12.0	
at Marquette	11/19/15	14	1-2	.500	1-2	.500	0-0	.000	1	1	2	2.0	1	1	0	0	1	3	9.0	
vs DAYTON	11/26/15	12	3-5	.600	3-5	.600	0-0	.000	0	0	0	1.5	0	1	0	0	0	9	9.0	
vs NOTRE DAME	11/27/15	8	0-2	.000	0-2	.000	0-0	.000	0	2	2	1.6	1	0	0	0	0	0	7.2	
vs WICHITA STATE	11/29/15	11	2-2	1.000	1-1	1.000	0-0	.000	0	2	2	1.7	3	0	0	0	0	5	6.8	
FLORIDA STATE	12/02/15	7	0-2	.000	0-2	.000	0-0	.000	0	0	0	1.4	1	2	1	0	0	0	5.9	
UMKC	12/05/15	15	3-6	.500	1-4	.250	0-0	.000	0	0	0	1.3	2	1	1	0	0	7	6.0	
WESTERN ILLINOIS	12/07/15	17	2-4	.500	1-3	.333	2-3	.667	0	3	3	1.4	1	1	1	0	0	7	6.1	
at Iowa State	12/10/15	4	0-1	.000	0-1	.000	0-0	.000	0	0	0	1.3	0	2	0	0	0	0	5.5	
vs Drake	12/19/15	16	2-2	1.000	1-1	1.000	0-0	.000	0	1	1	1.3	2	0	0	0	1	5	5.5	
TENNESSEE TECH	12/22/15	11	1-4	.250	1-4	.250	0-0	.000	0	0	0	1.2	0	0	1	0	0	3	5.3	
MICHIGAN STATE	12/29/15	8	0-0	.000	0-0	.000	0-0	.000	0	1	1	1.2	0	0	1	0	0	0	4.8	
at Purdue	01/02/16	8	0-0	.000	0-0	.000	0-0	.000	0	0	0	1.1	1	0	1	0	0	0	4.5	
NEBRASKA	01/05/16	6	1-2	.500	0-1	.000	0-0	.000	0	0	0	1.0	1	0	0	0	0	2	4.3	
at Michigan State	01/14/16	10	0-1	.000	0-1	.000	0-0	.000	0	0	0	0.9	0	0	0	0	0	0	4.1	
MICHIGAN	01/17/16	2	0-0	.000	0-0	.000	0-0	.000	0	0	0	0.9	0	0	1	0	0	0	3.8	
at RUTGERS	01/21/16	2	0-0	.000	0-0	.000	0-0	.000	0	0	0	0.8	0	0	0	0	0	0	3.6	
PURDUE	01/24/16	11	3-5	.600	2-4	.500	0-0	.000	0	1	1	1.8	1	1	0	0	1	8	3.8	
at Maryland	01/28/16	7	0-1	.000	0-1	.000	0-0	.000	0	1	1	0.9	0	0	0	0	0	0	3.7	
NORTHWESTERN	01/31/16	15	1-3	.333	0-2	.000	0-1	.000	0	0	0	0.8	0	1	0	0	1	2	3.6	
PENN STATE	02/03/16	9	0-1	.000	0-1	.000	0-0	.000	0	1	1	0.8	3	1	0	0	0	0	3.4	
at Illinois	02/07/16	4	0-2	.000	0-2	.000	0-0	.000	0	0	0	0.8	0	0	0	0	0	0	3.3	
at Indiana	02/11/16	1	0-0	.000	0-0	.000	0-0	.000	0	0	0	0.8	0	0	1	0	0	0	3.1	
MINNESOTA	02/14/16	3	0-1	.000	0-1	.000	0-0	.000	0	0	0	0.7	0	0	0	0	0	0	3.0	
WISCONSIN	02/24/16	5	0-1	.000	0-0	.000	0-0	.000	0	0	0	0.7	0	0	1	0	0	0	2.9	
<b>Totals</b>		<b>0</b>	<b>246</b>	<b>28-61</b>	<b>.459</b>	<b>12-44</b>	<b>.273</b>	<b>7-10</b>	<b>.700</b>	<b>2</b>	<b>16</b>	<b>18</b>	<b>0.7</b>	<b>21</b>	<b>12</b>	<b>11</b>	<b>0</b>	<b>5</b>	<b>75</b>	<b>2.9</b>

Games played: 26  
 Minutes/game: 9.5  
 Points/game: 2.9  
 FG Pct: 45.9  
 3FG Pct: 27.3  
 FT Pct: 70.0

Rebounds/game: 0.7  
 Assists/game: 0.5  
 Turnovers/game: 0.4  
 Assist/turnover ratio: 1.1  
 Steals/game: 0.2

#### Personal Bests

- Points:** 20 vs. Coppin State, 11/15/15
- Rebounds:** 3, 2x, last vs. Western Illinois, 12/7/15
- FGM:** 7 vs. Coppin State, 11/15/15
- FGA:** 8 vs. Coppin State, 11/15/15
- 3-pt FG:** 3 vs. Dayton, 11/26/15
- 3-pt FGA:** 5 vs. Dayton, 11/26/15
- FTM:** 5 vs. Coppin State, 11/15/15
- FTA:** 6 vs. Coppin State, 11/15/15
- Assists:** 2, 3x, last vs. Iowa State, 12/10/15
- Steals:** 1, 6x, last vs. Northwestern, 1/31/16
- Blocks:** - - -
- Minutes:** 23 vs. Gardner-Webb, 11/13/15

#### CAREER STATISTICS

YEAR	G/GS	FG-A	PCT	3-PT	PCT	FT-A	PCT	RB	AVG	PF-FO	AS	TO	BK	ST	PTS	AVG
Fresh.	7/0	4-8	.500	4-6	.667	1-2	.500	0	0.0	1-0	4	1	0	1	13	1.9
RS-Fresh.	26/0	28-61	.459	12-44	.273	7-10	.700	18	0.7	21-0	12	11	0	5	75	2.9
<b>TOTALS</b>	<b>33/0</b>	<b>32-69</b>	<b>.464</b>	<b>16-50</b>	<b>.320</b>	<b>8-12</b>	<b>.667</b>	<b>18</b>	<b>0.5</b>	<b>22-0</b>	<b>16</b>	<b>12</b>	<b>0</b>	<b>6</b>	<b>88</b>	<b>2.7</b>



# IOWA HAWKEYE BASKETBALL

## UPDATED IOWA PLAYER BIO

### Andrew Fleming



# 2

**Fr., 6-5, 206, Guard**  
**Nashville, Tenn.**  
**Oak Hill Academy (Va.)**

- Played in 10 contests
- Tallied five points, six rebounds, and three assists in win over Coppin State
- Registered two points, two rebounds, and three assists in victory at Marquette
- Made only 3-point field goal attempt in win over #20 Wichita State
- Netted six points, bolstered by 4-of-4 shooting from the foul line, in victory over UMKC
- Scored five points and had two assists in win over Western Illinois
- Appeared in first Big Ten game of career in home win over Northwestern; registered one block
- Tallied one assist in home win over Penn State

#### Personal Bests

**Points:** 6 vs. UMKC, 12/5/15  
**Rebounds:** 6 vs. Coppin State, 11/15/15  
**FGM:** 2, 2x, last vs. Western Illinois, 12/7/15  
**FGA:** 7 vs. Coppin State, 11/15/15  
**3-pt FG:** 1, 3x, last vs. Western Illinois, 12/7/15  
**3-pt FGA:** 5 vs. Coppin State, 11/15/15  
**FTM:** 4 vs. UMKC, 12/5/15  
**FTA:** 4, 2x, last vs. UMKC, 12/5/15  
**Assists:** 4 vs. Coppin State, 11/15/15  
**Steals:** - - -  
**Blocks:** 1 vs. Northwestern, 1/31/16  
**Minutes:** 22 vs. Coppin State, 11/15/15

### 2015-16 Game-by-Game

Opponent	Date	gs	min	Total		3-Pointers		Free throws		Rebounds			pf	a	t/o	blk	stl	pts	avg	
				fg-fga	pct	3fg-fga	pct	ft-fga	pct	off	def	tot								avg
GARDNER-WEBB	11/13/15	4	0-1	.000	0-0	.000	1-2	.500	0	1	1	1.0	1	0	1	0	0	1	1.0	
COPPIN STATE	11/15/15	22	2-7	.286	1-5	.200	0-4	.000	1	5	6	3.5	1	4	3	0	0	5	3.0	
at Marquette	11/19/15	8	1-2	.500	0-1	.000	0-0	.000	1	1	2	3.0	1	3	2	0	0	2	2.7	
vs DAYTON	11/26/15	1	0-0	.000	0-0	.000	0-0	.000	0	0	0	2.3	1	0	0	0	0	0	2.0	
vs NOTRE DAME	11/27/15	5	1-1	1.000	1-1	1.000	0-0	.000	0	0	0	1.8	0	0	0	0	0	3	2.2	
UMKC	12/05/15	10	1-3	.333	0-2	.000	4-4	1.000	0	0	0	1.5	1	1	0	0	0	6	2.8	
WESTERN ILLINOIS	12/07/15	14	2-5	.400	1-2	.500	0-0	.000	0	0	0	1.3	0	2	0	0	0	5	3.1	
TENNESSEE TECH	12/22/15	7	0-0	.000	0-0	.000	0-0	.000	0	0	0	1.1	1	0	2	0	0	0	2.8	
NORTHWESTERN	01/31/16	4	0-1	.000	0-1	.000	0-0	.000	0	0	0	1.0	0	0	0	1	0	0	2.4	
PENN STATE	02/03/16	4	0-1	.000	0-0	.000	0-0	.000	0	0	0	0.9	0	1	1	0	0	0	2.2	
Totals		0	79	7-21	.333	3-12	.250	5-10	.500	2	7	9	0.9	6	11	9	1	0	22	2.2

Games played: 10  
 Minutes/game: 7.9  
 Points/game: 2.2  
 FG Pct: 33.3  
 3FG Pct: 25.0  
 FT Pct: 50.0

Rebounds/game: 0.9  
 Assists/game: 1.1  
 Turnovers/game: 0.9  
 Assist/turnover ratio: 1.2  
 Blocks/game: 0.1

#### CAREER STATISTICS

YEAR	G/GS	FG-A	PCT	3-PT	PCT	FT-A	PCT	RB	AVG	PF-FO	AS	TO	BK	ST	PTS	AVG
Fresh.	10/0	7-21	.333	3-12	.250	5-10	.500	9	0.9	6-0	11	9	1	0	22	2.2
TOTALS	10/0	7-21	.333	3-12	.250	5-10	.500	9	0.9	6-0	11	9	1	0	22	2.2



# IOWA HAWKEYE BASKETBALL

## UPDATED IOWA PLAYER BIO

### Mike Gesell



# 10

**Sr., 6-2, 190, Guard**  
**South Sioux City, Neb.**  
**South Sioux City HS**

- 42nd on Iowa's all-time scoring list with 1,053 points
- Two-time Academic All-America honoree, garnering second team honors in 2016 and third team honors in 2015
- 2014 and 2015 Academic All-Big Ten selection
- First Hawkeye since B.J. Armstrong in 1988-89 to have 10+ assists in four games in a single-season
- Became the 45th Hawkeye in program history and second this season to amass 1,000 career points after scoring 17 points against Indiana (Feb. 11)
- Gesell (1,030 points, 516 assists, 152 steals) is the fourth Hawkeye to total 1,000 points, 500 assists, and 150 steals in a career (B.J. Armstrong, Dean Oliver, Jeff Horner)
- Earned college degree in three years
- Named National and Big Ten Player of the Week by website *College Sports Madness* (Jan. 4)
- Named Big Ten Player of the Week by the league office (Jan. 4)
- Scored in double figures 10 times this season
- Led team in steals 10 times and assists 19 times this season
- Ranks 22nd nationally in assists (6.0) and is 20th in assist-to-turnover ratio (3.2)
- Ranks third in the Big Ten in assists (6.0), sixth in steals (1.3), and second in assist/turnover ratio (3.2)
- Ranks fourth in Iowa career assists and third among active Big Ten players (527)
- Dished out 21 assists (7.0 apg) in three games at the Advocate Invitational
- Credited with a personal-best 12 assists to go along with five points, and four boards in win over Coppin State; the 12 assists tie for the fifth most in a single-game in school history
- Registered 11 points, four assists, and a game-best four steals in victory at Marquette
- Posted back-to-back 14-point, 9-assist games vs. ranked opponents (#17 Notre Dame/#20 Wichita St)
- Netted double figures for the third straight game in overtime victory over Florida State (10 points)
- Led team with seven assists in win over WIU
- Dished out a team-best eight assists to go along with nine points at #2 Iowa State
- Tallied a team-best 17 points (7-8 FG, 2-2 3-pt FG, 1-2 FT), including slamming home a crucial basket with 30 seconds left, while also dishing out a team-best four assists in victory over Drake
- Credited with a game-high 10 assists to go along with two steals, four rebounds and two points in win over Tennessee Tech

### 2015-16 Game-by-Game

Opponent	Date	gs	min	Total		3-Pointers		Free throws		Rebounds				pf	a	t/o	blk	stl	pts	avg	
				fg-fga	pct	3fg-fga	pct	ft-fta	pct	off	def	tot	avg								
GARDNER-WEBB	11/13/15	*	28	1-3	.333	0-1	.000	0-0	.000	0	4	4	4.0	2	9	3	0	3	2	2.0	
COPPIN STATE	11/15/15	*	19	1-3	.333	1-2	.500	2-2	1.000	1	3	4.0	2	12	2	0	2	5	3.5		
at Marquette	11/19/15	*	28	5-11	.455	1-1	1.000	0-0	.000	0	3	3	3.7	1	4	0	0	4	11	6.0	
vs DAYTON	11/26/15	*	15	2-4	.500	1-1	1.000	2-3	.667	0	0	0	2.8	4	3	2	0	0	7	6.3	
vs NOTRE DAME	11/27/15	*	37	5-15	.333	0-3	.000	4-6	.667	2	1	3	2.8	1	9	1	0	1	14	7.8	
vs WICHITA STATE	11/29/15	*	37	4-7	.571	1-2	.500	5-6	.833	0	5	5	3.2	1	9	3	0	0	14	8.8	
FLORIDA STATE	12/02/15	*	40	4-8	.500	1-2	.500	1-2	.500	0	4	4	3.3	3	3	4	0	1	10	9.0	
UMKC	12/05/15	*	23	1-4	.250	0-1	.000	0-1	.000	0	3	3	3.3	3	6	1	0	3	2	8.1	
WESTERN ILLINOIS	12/07/15	*	22	1-3	.333	0-0	.000	0-1	.000	1	3	4	3.3	1	7	4	1	1	2	7.4	
at Iowa State	12/10/15	*	35	3-10	.300	1-2	.500	2-2	1.000	0	2	2	3.2	2	8	5	0	0	9	7.6	
vs Drake	12/19/15	*	34	7-8	.875	2-2	1.000	1-2	.500	0	3	3	3.2	0	4	0	1	0	17	8.5	
TENNESSEE TECH	12/22/15	*	27	1-3	.333	0-0	.000	0-0	.000	0	4	4	3.3	2	10	2	1	2	2	7.9	
MICHIGAN STATE	12/29/15	*	33	7-10	.700	0-0	.000	11-13	.846	0	3	3	3.2	3	3	1	0	2	25	9.2	
at Purdue	01/02/16	*	33	2-5	.400	1-2	.500	2-4	.500	1	6	7	3.5	4	7	1	1	1	7	9.1	
NEBRASKA	01/05/16	*	35	5-7	.714	1-1	1.000	11-13	.846	1	3	4	3.5	2	10	3	0	0	22	9.9	
at Michigan State	01/14/16	*	20	4-10	.400	0-1	.000	0-1	.000	0	3	3	3.5	2	6	1	0	0	8	9.8	
MICHIGAN	01/17/16	*	33	1-4	.250	0-2	.000	2-2	1.000	2	3	5	3.6	1	7	0	1	2	4	9.5	
at RUTGERS	01/21/16	*	33	0-5	.000	0-1	.000	0-1	.000	0	3	3	3.6	1	9	3	0	1	0	8.9	
PURDUE	01/24/16	*	32	1-7	.143	1-2	.500	3-7	.429	0	5	5	3.6	2	5	5	0	1	6	8.8	
at Maryland	01/28/16	*	33	6-10	.600	0-2	.000	0-1	.000	0	3	3	3.6	3	1	4	0	1	12	9.0	
NORTHWESTERN	01/31/16	*	25	1-6	.167	0-1	.000	2-2	1.000	1	3	4	3.6	1	4	2	0	1	4	8.7	
PENN STATE	02/03/16	*	25	0-5	.000	0-1	.000	2-2	1.000	0	2	2	3.5	0	2	1	0	2	2	8.4	
at Illinois	02/07/16	*	31	3-6	.500	0-0	.000	2-2	1.000	0	1	1	3.4	2	1	1	0	1	8	8.4	
at Indiana	02/11/16	*	32	6-9	.667	1-1	1.000	4-6	.667	2	1	3	3.4	3	6	2	0	1	17	8.8	
MINNESOTA	02/14/16	*	32	1-8	.125	1-2	.500	2-2	1.000	0	2	2	3.4	2	12	0	0	0	5	8.6	
at Penn State	02/17/16	*	30	2-8	.250	1-3	.333	1-2	.500	2	1	3	3.3	4	4	0	0	2	6	8.5	
WISCONSIN	02/24/16	*	33	2-9	.222	0-1	.000	0-0	.000	0	3	3	3.3	0	3	1	0	4	4	8.3	
at Ohio State	02/28/16	*	33	5-11	.455	0-0	.000	6-6	1.000	1	1	2	3.3	2	5	1	0	2	16	8.6	
INDIANA	03/01/16	*	21	3-5	.600	1-1	1.000	0-0	.000	0	1	1	3.2	5	6	2	0	0	7	8.6	
Totals			29	859	84-204	.412	15-38	.395	65-89	.730	14	79	93	3.2	59	175	55	5	38	248	8.6

Games played: 29  
 Minutes/game: 29.6  
 Points/game: 8.6  
 FG Pct: 41.2  
 3FG Pct: 39.5  
 FT Pct: 73.0

Rebounds/game: 3.2  
 Assists/game: 6.0  
 Turnovers/game: 1.9  
 Assist/turnover ratio: 3.2  
 Steals/game: 1.3  
 Blocks/game: 0.2

- Scored a career-high 25 points in victory over #1 Michigan State, shooting 7-of-10 from the floor, while converting a career-high 11-of-13 from the free throw line
- Dished out a game-high seven assists in addition to recording seven points and grabbing seven rebounds in road win over #14 Purdue
- Notched first career double-double (22 points & 10 assists), connecting on 11-of-13 free throws in win over Nebraska
- Posted a game-high six assists and added eight points in road victory over #4 Michigan State
- Scored four points and led team in assists (7) and steals (2) in home win over Michigan
- Dished out a team-high nine assists and recorded one steal in win over Rutgers
- Grabbed five boards and posted five assists while scoring six points in home victory over #22 Purdue
- Tallied 12 points at #7 Maryland
- Led the team with four assists vs. Northwestern
- Scored eight points and recorded one assist, rebound, and steal at Illinois
- Netted 17 points -- his highest point total since netting 22 vs. Nebraska on Jan. 5 -- and led the team with six assists at #22 Indiana
- Matched a personal best in assists (12) while recording zero turnovers and five points against Minnesota

- Scored six points and led the team with four assists and two steals in loss at Penn State
- Matched a season best with four steals, while scoring four points and posting three assists against Wisconsin
- Tallied a team-high 16 points and five assists in addition to recording two steals against Ohio State
- Dished out a game-high six assists and scored seven points in home loss to #11 Indiana

#### Personal Bests

**Points:** 25 vs. Michigan State, 12/29/15  
**Rebounds:** 7 vs. Purdue, 1/2/16  
**FGM:** 7, 5x, last vs. Michigan State, 12/29/15  
**FGA:** 15, 3x, last vs. Notre Dame, 11/27/15  
**3-pt FG:** 4, 2x, last at Penn State, 2/15/14  
**3-pt FGA:** 6, 3x, last vs. Penn., 11/22/13  
**FTM:** 11, 2x, last vs. Nebraska, 1/5/16  
**FTA:** 13, 2x, last vs. Nebraska, 1/5/16  
**Assists:** 12, 2x, last vs. Minnesota, 2/14/16  
**Steals:** 5 at Penn State, 2/28/15  
**Blocks:** 1, 24x, last vs. Purdue, 1/2/16  
**Minutes:** 42 at Wisconsin, 2/6/13

#### CAREER STATISTICS

YEAR	G/GS	FG-A	PCT	3-PT	PCT	FT-A	PCT	RB	AVG	PF-FO	AS	TO	BK	ST	PTS	AVG
Fresh.	34/30	106-263	.403	33-104	.317	50-63	.794	88	2.6	63-0	89	59	10	40	295	8.7
Soph.	33/33	90-240	.375	29-92	.315	49-73	.671	67	2.0	64-1	128	42	4	43	258	7.8
Junior	34/34	97-238	.408	16-60	.267	42-61	.689	66	1.9	58-1	135	61	5	33	252	7.4
Senior	29/29	84-204	.412	15-38	.395	65-89	.730	93	3.2	59-1	175	55	5	38	248	8.6
<b>TOTALS</b>	<b>130/126</b>	<b>377-945</b>	<b>.399</b>	<b>93-294</b>	<b>.316</b>	<b>206-286</b>	<b>.720</b>	<b>314</b>	<b>2.4</b>	<b>244-3</b>	<b>527</b>	<b>217</b>	<b>24</b>	<b>154</b>	<b>1,053</b>	<b>8.1</b>





# IOWA HAWKEYE BASKETBALL

## UPDATED IOWA PLAYER BIO

### Peter Jok



# 14

**Jr., 6-6, 205, Guard**  
**West Des Moines, Iowa**  
**Valley HS**

- Averaging 19.2 points over the last five games
- Has made 21 free throws in a row and is 28-of-30 (.933) from the charity stripe in the last five games
- Iowa is 10-3 this season when Jok makes at least three 3-pointers in a game
- Iowa's leading scorer in 11 games this year; averaging 17.8 points during league games
- Ranks second on the team in scoring (16.0 ppg) and first in free throw accuracy (83-of-97, .856) and in 3-pointers made (69)
- Averaging 9.0 more points per game this season compared to his sophomore campaign; most points per game improvement in the Big Ten
- Named Big Ten Player of the Week by the league office (Jan. 18)
- Tallied 20+ points 10 times this season, including a career-high 29 at Rutgers (Jan. 21); Iowa is 8-2 when he scores 20 or more points
- One-of-four Hawkeyes since 2005-06 to average 2+ 3-pointers and 1+ steal in a season (Horner, Haluska, Gatens)
- Ranks sixth in the Big Ten in 3-pointers made per game (2.5) and fourth in steals (1.4)
- Made multiple triples 21 times, including 13 of the last 15 games; has hit four or more three's eight times this season
- Registered double figures in scoring 22 times this season, including 13 of the last 14 games
- Led the team in steals in nine games this season
- Scored eight points before leaving game due to an ankle injury in win over Gardner-Webb
- Did not play against Coppin State due to injury
- Tallied a game-high 20 points, bolstered by 4-of-6 shooting from 3-point range, in victory at Marquette
- Posted two 12-point, 6-rebound games at the Advocare Invitational (Dayton and Wichita State)
- Collected a career-high four steals and poured in 24 points, including sinking a go-ahead 3-pointer with 26 seconds left in overtime, to best Florida State
- Scored 16 of his 18 points in the second half to go along with a team-best two steals at #2 Iowa State
- Poured in 21 points, bolstered by sinking a career-high five 3-pointers, in win over Tennessee Tech
- Scored 19 points in victory over #1 Michigan State, adding three steals and matching a career high in assists with four

### 2015-16 Game-by-Game

Opponent	Date	gs	min	Total		3-Pointers		Free throws		Rebounds				pts	avg						
				fg-fga	pct	3fg-3fga	pct	ft-fta	pct	off	def	tot	avg								
GARDNER-WEBB	11/13/15	*	10	2-5	.400	2-3	.667	2-2	1.000	1	0	1	1.0	2	0	0	1	8	8.0		
at Marquette	11/19/15	*	18	7-12	.583	4-6	.667	2-2	1.000	0	3	3	2.0	3	3	2	0	1	20	14.0	
vs DAYTON	11/26/15	*	27	5-12	.417	1-6	.167	1-3	.333	2	4	6	3.3	1	2	3	0	1	12	13.3	
vs NOTRE DAME	11/27/15	*	33	3-15	.200	2-9	.222	0-0	.000	1	3	4	3.5	2	3	1	0	0	8	12.0	
vs WICHITA STATE	11/29/15	*	19	3-9	.333	0-4	.000	6-6	1.000	2	4	6	4.0	3	0	1	0	0	12	12.0	
FLORIDA STATE	12/02/15	*	34	8-20	.400	3-9	.333	5-6	.833	0	2	2	3.7	3	2	2	0	4	24	14.0	
UMKC	12/05/15	*	15	3-8	.375	2-4	.500	2-2	1.000	0	0	0	3.1	2	0	0	0	1	10	13.4	
WESTERN ILLINOIS	12/07/15	*	15	4-7	.571	1-3	.333	0-0	.000	0	3	3	3.1	3	1	2	0	2	9	12.9	
at Iowa State	12/10/15	*	29	7-12	.583	4-7	.571	0-0	.000	0	4	4	3.2	2	2	2	0	2	18	13.4	
vs Drake	12/19/15	*	23	2-10	.200	0-4	.000	0-0	.000	0	2	2	3.1	2	2	0	0	0	4	12.5	
TENNESSEE TECH	12/22/15	*	21	7-16	.438	5-10	.500	2-2	1.000	1	0	1	2.9	1	2	0	0	1	21	13.3	
MICHIGAN STATE	12/29/15	*	29	5-12	.417	3-5	.600	6-8	.750	2	1	3	2.9	4	4	1	0	3	19	13.8	
at Purdue	01/02/16	*	32	5-13	.385	0-6	.000	1-2	.500	3	6	9	3.4	3	2	0	0	2	11	13.5	
NEBRASKA	01/05/16	*	31	3-12	.250	2-6	.333	0-0	.000	0	1	1	3.2	2	1	1	0	1	8	13.1	
at Michigan State	01/14/16	*	31	8-13	.615	3-5	.600	4-4	1.000	1	2	3	3.2	1	1	0	0	2	23	13.8	
MICHIGAN	01/17/16	*	28	6-11	.545	4-6	.667	0-0	.000	0	4	4	3.3	3	2	1	0	1	16	13.9	
at RUTGERS	01/21/16	*	35	10-19	.526	5-9	.556	4-5	.800	1	4	5	3.4	2	1	1	0	3	29	14.8	
PURDUE	01/24/16	*	30	6-12	.500	1-4	.250	0-1	.000	0	1	1	3.2	4	0	2	1	3	13	14.7	
at Maryland	01/28/16	*	31	5-12	.417	2-6	.333	2-2	1.000	1	2	3	3.2	4	1	1	0	0	14	14.7	
NORTHWESTERN	01/31/16	*	22	6-10	.600	4-7	.571	10-12	.833	0	5	5	3.4	2	1	1	0	0	1	26	15.3
PENN STATE	02/03/16	*	27	5-9	.556	2-4	.500	0-0	.000	1	1	2	3.2	1	3	2	0	0	12	15.1	
at Illinois	02/07/16	*	31	7-18	.389	3-7	.429	6-6	1.000	2	3	5	3.3	1	2	2	0	2	23	15.5	
at Indiana	02/11/16	*	30	4-7	.571	2-3	.667	2-4	.500	2	2	4	3.3	3	0	3	0	2	12	15.3	
MINNESOTA	02/14/16	*	34	8-14	.571	4-8	.500	7-8	.875	0	1	1	3.3	2	1	2	0	2	27	15.8	
at Penn State	02/17/16	*	36	7-15	.467	4-11	.364	10-11	.909	0	4	4	3.3	1	1	2	0	1	28	16.3	
WISCONSIN	02/24/16	*	29	5-13	.385	3-5	.600	8-8	1.000	1	5	6	3.4	2	0	3	0	3	21	16.5	
at Ohio State	02/28/16	*	23	4-13	.308	1-5	.200	3-3	1.000	1	0	1	3.3	4	2	3	0	0	12	16.3	
INDIANA	03/01/16	*	32	3-11	.273	2-4	.500	0-0	.000	0	2	2	3.3	2	0	1	0	1	8	16.0	
Totals			28	755	148-340	.435	69-166	.416	83-97	.856	22	69	91	3.3	64	39	38	1	40	448	16.0

Games played: 28  
 Minutes/game: 27.0  
 Points/game: 16.0  
 FG Pct: 43.5  
 3FG Pct: 41.6  
 FT Pct: 85.6

Rebounds/game: 3.3  
 Assists/game: 1.4  
 Turnovers/game: 1.4  
 Assist/turnover ratio: 1.0  
 Steals/game: 1.4  
 Blocks/game: 0.0

- Tallied 11 points, while leading the team with a game and career-high nine rebounds in road win over #14 Purdue
- Scored a game-high 23 points and posted two steals in road win over #4 Michigan State
- Connected on 4-of-6 triples, scoring 14 of his 16 points in the second half in a home victory against Michigan
- Led team with a career-high 29 points, while shooting 5-of-9 from behind the arc in road win at Rutgers; the 29 points ties for the seventh most by a Hawkeye during the Fran McCaffery era
- Shot 50 percent from the field (6-of-12), scoring 13 points while posting a team-high three steals in win over #22 Purdue
- Led team with 14 points at #7 Maryland
- Led team with 26 points while going a career-best 10-of-12 from the free throw line and 4-of-7 from downtown; scored 22 of Iowa's first 25 second-half points
- Scored 12 points and dished out three assists in home win over Penn State
- Led all scorers with 23 points (7-18 FG, 3-7 3-FG, 6-6 FT) and grabbed five rebounds in win at Illinois

- Scored a game-high 27 points, bolstered by four 3-pointers, in win over Minnesota
- Logged career-high 36 minutes in loss at Penn State, going 10-of-11 from the free throw line on way to scoring game-high 28 points
- Led all scorers with 21 points, while grabbing six boards and recording three steals in home loss to Wisconsin; went 8-of-8 from the free throw line
- Tallied 12 points in loss at Ohio State
- Scored eight points in home loss to #11 Indiana

#### Personal Bests

**Points:** 29 vs. Rutgers, 1/21/16  
**Rebounds:** 9, 2x, last vs. Purdue, 1/2/16  
**FGM:** 10 vs. Rutgers, 1/21/16  
**FGA:** 20 vs. Florida State, 12/2/15  
**3-pt FG:** 5, 2x, last vs. Rutgers, 1/21/16  
**3-pt FGA:** 11 vs. Penn State, 2/17/16  
**FTM:** 10, 2x, last vs. Penn State, 2/17/16  
**FTA:** 12 vs. Northwestern, 1/31/16  
**Assists:** 4, 4x, last vs. Michigan State, 12/29/15  
**Steals:** 4 vs. Florida State, 12/2/15  
**Blocks:** 1, 8x, last vs. Purdue, 1/24/16  
**Minutes:** 36 vs. Penn State, 2/17/16

#### CAREER STATISTICS

YEAR	G/GS	FG-A	PCT	3-PT	PCT	FT-A	PCT	RB	AVG	PF-FO	AS	TO	BK	ST	PTS	AVG
Fresh.	27/0	38-95	.400	16-46	.348	27-34	.794	25	0.9	18-0	19	13	3	9	119	4.4
Soph.	34/21	83-232	.358	36-105	.343	37-41	.902	88	2.6	63-1	44	43	4	19	239	7.0
Junior	28/28	148-340	.435	69-166	.416	83-97	.856	91	3.3	64-0	39	38	1	40	448	16.0
TOTALS	89/49	269-667	.403	121-317	.382	147-172	.855	204	2.3	145-1	102	94	8	68	806	9.1



# IOWA HAWKEYE BASKETBALL

## UPDATED IOWA PLAYER BIO

### Dale Jones



# 1

**Jr., 6-7, 220, Forward**  
**Waterloo, Iowa**  
**Waterloo West HS**  
**Tyler JC (Texas)**

- Suffered a knee injury on Dec. 1 in practice and will miss the remainder of the season
- Shot at a 45 percent clip from 3-point range (9-of-20)
- Averaged eight points, making 6-of-14 from 3-point range, in Iowa's first three games
- Tallied a personal-best 16 points (6-9 FG, 4-6 3-pt FG), and had seven rebounds and two assists in win over Coppin State
- Registered five points and four rebounds in victory at Marquette
- Scored a combined nine points (three triples) in the three games played at the Advocare Invitational

#### Personal Bests

**Points:** 16 vs. Coppin State, 11/15/15  
**Rebounds:** 7 vs. Coppin State, 11/15/15  
**FGM:** 6 vs. Coppin State, 11/15/15  
**FGA:** 9 vs. Coppin State, 11/15/15  
**3-pt FG:** 4 vs. Coppin State, 11/15/15  
**3-pt FGA:** 6 vs. Coppin State, 11/15/15  
**FTM:** ---  
**FTA:** ---  
**Assists:** 2 vs. Coppin State, 11/15/15  
**Steals:** 1 vs. Dayton, 11/26/15  
**Blocks:** 1, 2x, last vs. Dayton, 11/26/15  
**Minutes:** 22 vs. Coppin State, 11/15/15

### 2015-16 Game-by-Game

Opponent	Date	gs	min	Total		3-Pointers		Free throws		Rebounds				pf	a	t/o	blk	stl	pts	avg
				fg-fga	pct	3fg-fga	pct	ft-fga	pct	off	def	tot	avg							
GARDNER-WEBB	11/13/15	10	1-4	.250	1-4	.250	0-0	.000	0	4	4	4.0	3	0	0	0	0	3	3.0	
COPPIN STATE	11/15/15	22	6-9	.667	4-6	.667	0-0	.000	1	6	7	5.5	1	2	2	1	0	16	9.5	
at Marquette	11/19/15	16	2-7	.286	1-4	.250	0-0	.000	1	3	4	5.0	2	0	1	0	0	5	8.0	
vs DAYTON	11/26/15	15	2-6	.333	2-3	.667	0-0	.000	0	3	3	4.5	3	1	1	1	1	6	7.5	
vs NOTRE DAME	11/27/15	8	0-2	.000	0-1	.000	0-0	.000	0	0	0	3.6	1	0	0	0	0	0	6.0	
vs WICHITA STATE	11/29/15	7	1-2	.500	1-2	.500	0-0	.000	0	0	0	3.0	1	0	0	0	0	3	5.5	
Totals		0	78	12-30	.400	9-20	.450	0-0	.000	2	16	18	3.0	11	3	4	2	1	33	5.5

Games played: 6  
 Minutes/game: 13.0  
 Points/game: 5.5  
 FG Pct: 40.0  
 3FG Pct: 45.0

Rebounds/game: 3.0  
 Assists/game: 0.5  
 Turnovers/game: 0.7  
 Assist/turnover ratio: 0.8  
 Steals/game: 0.2  
 Blocks/game: 0.3

#### CAREER STATISTICS

YEAR	G/GS	FG-A	PCT	3-PT	PCT	FT-A	PCT	RB	AVG	PF-FO	AS	TO	BK	ST	PTS	AVG
Junior	6/0	12-30	.400	9-20	.450	0-0	.000	18	3.0	11-0	3	4	2	1	33	5.5
TOTALS	6/0	12-30	.400	9-20	.450	0-0	.000	18	3.0	11-0	3	4	2	1	33	5.5



# IOWA HAWKEYE BASKETBALL

## UPDATED IOWA PLAYER BIO

### Michael Soukup



# 3

### 2015-16 Game-by-Game

Opponent	Date	gs	min	Total		3-Pointers		Free throws		Rebounds				pf	a	t/o	blk	stl	pts	avg
				fg-fga	pct	3fg-fga	pct	ft-fa	pct	off	def	tot	avg							
COPPIN STATE	11/15/15	4	0-0	.000	0-0	.000	0-1	.000	0	1	1	1.0	0	1	0	0	0	0	0.0	
UMKC	12/05/15	2	1-1	1.000	1-1	1.000	0-0	.000	0	0	0	0.5	0	1	0	0	0	3	1.5	
WESTERN ILLINOIS	12/07/15	4	0-1	.000	0-1	.000	0-0	.000	0	0	0	0.3	0	0	0	0	0	0	1.0	
TENNESSEE TECH	12/22/15	3	0-2	.000	0-1	.000	0-0	.000	0	0	0	0.3	0	0	0	0	0	0	0.8	
PENN STATE	02/03/16	1	0-0	.000	0-0	.000	0-0	.000	0	0	0	0.2	0	0	0	0	0	0	0.6	
Totals		0	14	1-4	.250	1-3	.333	0-1	.000	0	1	1	0.2	0	2	0	0	3	0.6	

Games played: 5  
 Minutes/game: 2.8  
 Points/game: 0.6  
 FG Pct: 25.0  
 3FG Pct: 33.3  
 FT Pct: 0.0

Rebounds/game: 0.2  
 Assists/game: 0.4  
 Assist/turnover ratio: 99.9

**Jr., 6-4, 165, Guard**  
**Danville, Iowa**  
**Danville HS**  
**Southeastern CC**

- Non-scholarship athlete
- Identical twin, Steven, is a teammate
- Played in five games
- Had one rebound and an assist in four minutes of game action in win over Coppin State
- Made his only 3-point attempt and collected in an assist in victory over UMKC

#### Personal Bests

**Points:** 3 vs. UMKC, 12/5/15  
**Rebounds:** 1 vs. Coppin State, 11/15/15  
**FGM:** 1 vs. UMKC, 12/5/15  
**FGA:** 2 vs. Tennessee Tech, 12/22/15  
**3-pt FG:** 1 vs. UMKC, 12/5/15  
**3-pt FGA:** 1, 3x, last vs. Tennessee Tech, 12/22/15  
**FTM:** ---  
**FTA:** 1 vs. Coppin State, 11/15/15  
**Assists:** 1, 2x, last vs. UMKC, 12/5/15  
**Steals:** ---  
**Blocks:** ---  
**Minutes:** 4, 2x, last vs. Western Illinois, 12/7/15

#### CAREER STATISTICS

YEAR	G/GS	FG-A	PCT	3-PT	PCT	FT-A	PCT	RB	AVG	PF-FO	AS	TO	BK	ST	PTS	AVG
Junior	5/0	1-4	.250	1-3	.333	0-1	.000	1	0.2	0-0	2	0	0	0	3	0.6
TOTALS	5/0	1-4	.250	1-3	.333	0-1	.000	1	0.2	0-0	2	0	0	0	3	0.6



# IOWA HAWKEYE BASKETBALL

## UPDATED IOWA PLAYER BIO

### Steven Soukup



# 13

**Jr., 6-4, 175, Guard**  
**Danville, Iowa**  
**Danville HS**  
**Southeastern CC**

- Non-scholarship athlete
- Identical twin, Michael, is a teammate
- Played in five games
- Had two rebounds and an assist in four minutes of game action in win over Coppin State
- Grabbed one rebound in victory over Western Illinois
- Recorded one rebound in first career Big Ten game against Penn State

#### Personal Bests

Points: ---  
 Rebounds: 2 vs. Coppin State, 11/15/15  
 FGM: ---  
 FGA: 2 vs. Coppin State, 11/15/15  
 3-pt FG: ---  
 3-pt FGA: 1 vs. Western Illionois, 12/7/15  
 FTM: ---  
 FTA: ---  
 Assists: 1 vs. Coppin State, 11/15/15  
 Steals: ---  
 Blocks: ---  
 Minutes: 4, 2x, last vs. Western Illinois, 12/7/15

### 2015-16 Game-by-Game

Opponent	Date	gs	min	Total		3-Pointers		Free throws		Rebounds				pf	a	t/o	blk	stl	pts	avg	
				fg-fga	pct	3fg-fga	pct	ft-fa	pct	off	def	tot	avg								
COPPIN STATE	11/15/15	4	0-2	.000	0-0	.000	0-0	.000	0	2	2	2.0	1	1	0	0	0	0	0	0.0	
UMKC	12/05/15	2	0-0	.000	0-0	.000	0-0	.000	0	0	0	1.0	0	0	0	0	0	0	0	0.0	
WESTERN ILLINOIS	12/07/15	4	0-1	.000	0-1	.000	0-0	.000	0	1	1	1.0	0	0	0	0	0	0	0	0.0	
TENNESSEE TECH	12/22/15	2	0-1	.000	0-1	.000	0-0	.000	0	0	0	0.8	0	0	0	0	0	0	0	0.0	
PENN STATE	02/03/16	1	0-0	.000	0-0	.000	0-0	.000	0	1	1	0.8	0	0	0	0	0	0	0	0.0	
<b>Totals</b>		<b>0</b>	<b>13</b>	<b>0-4</b>	<b>.000</b>	<b>0-2</b>	<b>.000</b>	<b>0-0</b>	<b>.000</b>	<b>0</b>	<b>4</b>	<b>4</b>	<b>0.8</b>	<b>1</b>	<b>1</b>	<b>0</b>	<b>0</b>	<b>0</b>	<b>0</b>	<b>0</b>	<b>0.0</b>

Games played: 5  
 Minutes/game: 2.6  
 FG Pct: 0.0  
 3FG Pct: 0.0

Rebounds/game: 0.8  
 Assists/game: 0.2  
 Assist/turnover ratio: 99.9

#### CAREER STATISTICS

YEAR	G/GS	FG-A	PCT	3-PT	PCT	FT-A	PCT	RB	AVG	PF-FO	AS	TO	BK	ST	PTS	AVG
Junior	5/0	0-4	.000	0-2	.000	0-0	.000	4	0.8	1-0	1	0	0	0	0	0.0
<b>TOTALS</b>	<b>5/0</b>	<b>0-4</b>	<b>.000</b>	<b>0-2</b>	<b>.000</b>	<b>0-0</b>	<b>.000</b>	<b>4</b>	<b>0.8</b>	<b>1-0</b>	<b>1</b>	<b>0</b>	<b>0</b>	<b>0</b>	<b>0</b>	<b>0.0</b>



# IOWA HAWKEYE BASKETBALL

## UPDATED IOWA PLAYER BIO

### Dom Uhl



# 25

**So., 6-9, 215, Forward**  
**Frankfurt, Germany**  
**Point Pleasant Beach (NJ)**

- Shooting at a 43 percent clip (64-of-150) from the field and 47 percent from 3-point range (24-of-51)
- Shooting 53 percent (15-of-29) from behind the arc during conference play
- Led team in rebounding four times this year
- Scored in double figures seven times this season
- Started first career game in win over Coppin State, pouring in a career-high 18 points (7-10 FG, 3-5 3-pt FG, 1-2 FT), and grabbing five rebounds
- Had six points, six rebounds, and career highs in assists (3) and blocks (2) in win season opening over Gardner-Webb
- Scored in double figures for the second straight game, netting 10 points (4-4 FG, 2-2 3-pt FG) in win at Marquette
- Registered six points and five rebounds in overtime win over Florida State
- Posted first career double-double, pulling down a personal-best 10 rebounds and scoring 14 points in victory over UMKC
- Tallied 15 points and blocked a game and career-high three shots in win over Western Illinois
- Grabbed six rebounds and scored two points off the bench at #2 Iowa State
- Had seven points and grabbed a game-best eight rebounds while playing a career-high 28 minutes in victory over Drake
- Led team in rebounding, snagging seven rebounds, while also scoring four points in win over Tennessee Tech
- Scored seven points and recorded three rebounds in 21 minutes of action off the bench in win over #1 Michigan State
- Recorded six critical points, shooting 2-of-3 from behind the arc in road victory over #14 Purdue
- Led the team with eight rebounds, while tallying 10 points on 2-of-3 shooting from beyond the arc in win over Nebraska
- Tallied 10 points and grabbed five rebounds off the bench in victory at #4 Michigan State

### 2015-16 Game-by-Game

Opponent	Date	gs	min	Total		3-Pointers		Free throws		Rebounds				pf	a	t/o	blk	stl	pts	avg
				fg-fga	pct	3fg-fga	pct	ft-fa	pct	off	def	tot	avg							
GARDNER-WEBB	11/13/15	19	3-6	.500	0-2	.000	0-1	.000	1	5	6	6.0	2	3	2	2	0	6	6.0	
COPPIN STATE	11/15/15	23	7-10	.700	3-5	.600	1-2	.500	0	5	5	5.5	0	1	0	0	0	18	12.0	
at Marquette	11/19/15	16	4-4	1.000	2-2	1.000	0-1	.000	0	1	1	4.0	2	2	1	0	3	10	11.3	
vs DAYTON	11/26/15	14	1-4	.250	0-0	.000	2-2	1.000	0	1	1	3.3	1	1	0	1	0	4	9.5	
vs NOTRE DAME	11/27/15	9	0-0	.000	0-0	.000	0-0	.000	0	1	1	2.8	0	0	1	0	0	0	7.6	
vs WICHITA STATE	11/29/15	9	0-0	.000	0-0	.000	0-0	.000	0	0	0	2.3	3	1	1	0	0	0	6.3	
FLORIDA STATE	12/02/15	19	2-4	.500	0-1	.000	2-2	1.000	2	3	5	2.7	0	0	0	0	0	6	6.3	
UMKC	12/05/15	22	6-10	.600	1-2	.500	1-2	.500	2	8	10	3.6	1	3	1	1	0	14	7.3	
WESTERN ILLINOIS	12/07/15	19	4-8	.500	2-4	.500	5-6	.833	1	3	4	3.7	1	0	0	3	1	15	8.1	
at Iowa State	12/10/15	17	0-3	.000	0-2	.000	2-2	1.000	3	3	6	3.9	4	0	1	0	0	2	7.5	
vs Drake	12/19/15	28	2-8	.250	1-2	.500	2-2	1.000	2	6	8	4.3	1	2	0	0	1	7	7.5	
TENNESSEE TECH	12/22/15	17	2-9	.222	0-2	.000	0-0	.000	4	3	7	4.5	0	1	1	0	0	4	7.2	
MICHIGAN STATE	12/29/15	21	2-5	.400	1-1	1.000	2-2	1.000	1	2	3	4.4	0	1	0	1	1	7	7.2	
at Purdue	01/02/16	15	2-5	.400	2-3	.667	0-0	.000	0	0	0	4.1	1	0	0	1	0	6	7.1	
NEBRASKA	01/05/16	24	3-6	.500	2-3	.667	2-4	.500	3	5	8	4.3	2	0	1	1	1	10	7.3	
at Michigan State	01/14/16	17	4-5	.800	2-2	1.000	0-0	.000	3	2	5	4.4	3	1	1	0	0	10	7.4	
MICHIGAN	01/17/16	20	4-6	.667	2-2	1.000	0-0	.000	1	1	2	4.2	0	0	0	0	1	10	7.6	
at RUTGERS	01/21/16	14	1-5	.200	0-3	.000	1-2	.500	1	2	3	4.2	1	1	2	0	0	3	7.3	
PURDUE	01/24/16	21	3-7	.429	2-3	.667	0-0	.000	1	4	5	4.2	2	2	1	0	0	8	7.4	
at Maryland	01/28/16	23	4-8	.500	1-4	.250	0-0	.000	1	1	2	4.1	2	0	2	0	1	9	7.5	
NORTHWESTERN	01/31/16	24	1-5	.200	0-1	.000	6-10	.600	1	0	1	4.0	1	2	2	0	1	8	7.5	
PENN STATE	02/03/16	20	3-8	.375	1-2	.500	1-4	.250	3	3	6	4.0	2	0	1	0	1	8	7.5	
at Illinois	02/07/16	15	1-4	.250	1-2	.500	0-0	.000	0	2	2	4.0	1	0	0	0	0	3	7.3	
at Indiana	02/11/16	12	0-2	.000	0-0	.000	0-2	.000	1	1	2	3.9	1	0	0	0	0	0	7.0	
MINNESOTA	02/14/16	10	1-6	.167	0-0	.000	2-4	.500	0	2	2	3.8	2	0	0	1	0	4	6.9	
at Penn State	02/17/16	14	2-3	.667	0-0	.000	0-2	.000	1	3	4	3.8	2	0	1	0	0	4	6.8	
WISCONSIN	02/24/16	21	1-4	.250	0-1	.000	0-0	.000	2	1	3	3.8	2	2	3	0	0	2	6.6	
at Ohio State	02/28/16	17	1-2	.500	1-2	.500	3-5	.600	1	5	6	3.9	0	1	1	0	0	6	6.6	
INDIANA	03/01/16	14	0-3	.000	0-0	.000	2-2	1.000	1	2	3	3.8	1	0	0	0	0	2	6.4	
Totals		1	514	64-150	.427	24-51	.471	34-57	.596	36	75	111	3.8	38	24	24	11	11	186	6.4

Games played: 29  
 Minutes/game: 17.7  
 Points/game: 6.4  
 FG Pct: 42.7  
 3FG Pct: 47.1  
 FT Pct: 59.6

Rebounds/game: 3.8  
 Assists/game: 0.8  
 Turnovers/game: 0.8  
 Assist/turnover ratio: 1.0  
 Steals/game: 0.4  
 Blocks/game: 0.4

- Scored 10 points on 4-of-6 shooting, including 2-of-2 from 3-point range in win over Michigan
- Went 2-of-3 from beyond the arc, tallying eight points while grabbing five boards in home win over #22 Purdue
- Had nine points and two boards at #7 Maryland
- Converted a career-best six free throws on a career-high 10 attempts against Northwestern; tallied eight points, two assists, one rebound, and a steal
- Tallied eight points and grabbed six boards in home win over Penn State
- Scored four points and grabbed two boards against Minnesota
- Netted four points, grabbed four rebounds, and blocked one shot in loss at Penn State
- Grabbed six rebounds and scored six points in loss at Ohio State

#### Personal Bests

**Points:** 18 vs. Coppin State, 11/15/15  
**Rebounds:** 10 vs. UMKC, 12/5/15  
**FGM:** 7 vs. Coppin State, 11/15/15  
**FGA:** 10, 2x, last vs. UMKC, 12/5/15  
**3-pt FG:** 3 vs. Coppin State, 11/15/15  
**3-pt FGA:** 5, 2x, last vs. Coppin State, 11/15/15  
**FTM:** 6 vs. Northwestern, 1/31/16  
**FTA:** 10 vs. Northwestern, 1/31/16  
**Assists:** 3, 2x, last vs. UMKC, 12/5/15  
**Steals:** 3 vs. Marquette, 11/19/15  
**Blocks:** 3 vs. Western Illinois, 12/7/15  
**Minutes:** 28 vs. Drake, 12/19/15

#### CAREER STATISTICS

YEAR	G/GS	FG-A	PCT	3-PT	PCT	FT-A	PCT	RB	AVG	PF-FO	AS	TO	BK	ST	PTS	AVG
Fresh.	33/0	26-72	.361	5-27	.185	11-21	.524	61	1.8	25-0	14	23	7	8	68	2.1
Soph.	29/1	64-150	.427	24-51	.471	34-57	.596	111	3.8	38-0	24	24	11	11	186	6.4
TOTALS	62/1	90-222	.405	29-78	.372	45-78	.577	172	2.8	63-0	38	47	18	19	254	4.1



# IOWA HAWKEYE BASKETBALL

## UPDATED IOWA PLAYER BIO

### Okey Ukah



# 23

**Sr., 6-7, 218, Forward**  
**Iowa City, Iowa**  
**West HS**  
**Kirkwood CC**

- Non-scholarship athlete
- Played in seven games this season
- Netted a personal-best six points, making all three field goal attempts, and had a steal in win over Coppin State
- Had a block and one rebound in victory over UMKC
- Registered two points, one rebound, and one steal in win over Western Illinois

#### Personal Bests

**Points:** 6 vs. Coppin State, 11/15/15  
**Rebounds:** 3 vs. Rutgers, 2/19/15  
**FGM:** 3 vs. Coppin State, 11/15/15  
**FGA:** 3, 2x, last vs. Western Illinois, 12/7/15  
**3-pt FG:** ---  
**3-pt FGA:** ---  
**FTM:** 1 vs. Md. Eastern Shore, 11/14/13  
**FTA:** 2, 2x, last vs. Western Illinois, 12/7/15  
**Assists:** 1 vs. Rutgers, 2/19/15  
**Steals:** 1, 4x, last vs. Western Illinois, 12/7/15  
**Blocks:** 1 vs. Md. Eastern Shore, 11/14/13  
**Minutes:** 5, 4x, last vs. Western Illinois, 12/7/15

### 2015-16 Game-by-Game

Opponent	Date	gs	min	Total		3-Pointers		Free throws		Rebounds				pf	a	t/o	blk	stl	pts	avg
				fg-fga	pct	3fg-fga	pct	ft-fa	pct	off	def	tot	avg							
GARDNER-WEBB	11/13/15	0	0-0	0-0	.000	0-0	.000	0-0	.000	0	0	0	0.0	1	0	0	0	0	0	0.0
COPPIN STATE	11/15/15	4	3-3	1-0	1.000	0-0	.000	0-0	.000	0	0	0	0.0	2	0	0	0	1	6	3.0
at Marquette	11/19/15	2	0-0	0-0	.000	0-0	.000	0-0	.000	0	0	0	0.0	0	0	0	0	0	0	2.0
UMKC	12/05/15	4	0-1	0-0	.000	0-0	.000	0-0	.000	0	1	1	0.3	0	0	0	1	0	0	1.5
WESTERN ILLINOIS	12/07/15	5	1-3	0-0	.333	0-0	.000	0-2	.000	1	0	1	0.4	1	0	0	0	1	2	1.6
TENNESSEE TECH	12/22/15	3	0-0	0-0	.000	0-0	.000	0-0	.000	0	0	0	0.3	1	0	0	0	0	0	1.3
PENN STATE	02/03/16	2	0-0	0-0	.000	0-0	.000	0-0	.000	0	0	0	0.3	0	0	0	0	0	0	1.1
<b>Totals</b>		<b>0</b>	<b>20</b>	<b>4-7</b>	<b>.571</b>	<b>0-0</b>	<b>.000</b>	<b>0-2</b>	<b>.000</b>	<b>1</b>	<b>1</b>	<b>2</b>	<b>0.3</b>	<b>5</b>	<b>0</b>	<b>0</b>	<b>1</b>	<b>2</b>	<b>8</b>	<b>1.1</b>

Games played: 7  
 Minutes/game: 2.9  
 Points/game: 1.1  
 FG Pct: 57.1  
 FT Pct: 0.0

Rebounds/game: 0.3  
 Steals/game: 0.3  
 Blocks/game: 0.1

#### CAREER STATISTICS

YEAR	G/GS	FG-A	PCT	3-PT	PCT	FT-A	PCT	RB	AVG	PF-FO	AS	TO	BK	ST	PTS	AVG
Soph.	9/0	1-4	.250	0-0	.000	1-2	.500	6	0.7	0-0	0	1	1	0	3	0.3
Junior	10/0	1-2	.500	0-0	.000	0-0	.000	7	0.7	3-0	1	2	0	2	2	0.2
Senior	7/0	4-7	.571	0-0	.000	0-2	.000	2	0.3	5-0	0	0	1	2	8	1.1
<b>TOTALS</b>	<b>26/0</b>	<b>6-13</b>	<b>.462</b>	<b>0-0</b>	<b>.000</b>	<b>1-4</b>	<b>.250</b>	<b>15</b>	<b>0.6</b>	<b>8-0</b>	<b>1</b>	<b>3</b>	<b>2</b>	<b>4</b>	<b>13</b>	<b>0.5</b>



# IOWA HAWKEYE BASKETBALL

## UPDATED IOWA PLAYER BIO

### Jarrold Uthoff



# 20

**Sr., 6-9, 221, Forward**  
**Cedar Rapids, Iowa**  
**Jefferson HS**  
**Wisconsin**

- Ranks 21st on Iowa's all-time scoring list (1,209 points)
- Named 2015-16 Academic All-American of the Year by CoSIDA (March 3)
- Scored 20 or more points 13 times this season
- Seven career double-doubles, including three this season (at #4 Michigan State, at Illinois, vs. Minnesota)
- Became the third Hawkeye in program history to accumulate 1,000 points and 150 career blocks (Acie Earl, Greg Stokes)
- One of only two Big Ten players since 1996-97 with 150+ blocks and 125+ 3-pointers made in career (Minnesota's Michael Bauer '99-'04)
- Third player to record 20+ points, 15+ rebounds, and 5+ blocks in a Big Ten game in the last 20 seasons (24 pts, 15 reb, 6 blk vs. Minnesota)
- Named Big Ten Player of the Week by the website *College Sports Madness* (Jan. 18 and Jan. 25)
- Became the 44th Hawkeye in program history to amass 1,000 career points after scoring 20 points against Rutgers (Jan. 21)
- Named Big Ten Co-Player of the Week (Dec. 14) after averaging 29.5 points, 9.0 rebounds, and 2.5 blocks in games against Western Illinois and ISU
- Only player from a Power 5 conference with 535+ points, 185+ rebounds, and 75+ blocks
- Reached double figures 62 times, including all but one game this season
- Blocked five shots in six games this season, including a career-high six against #1 Michigan State (Dec. 29) and Minnesota (Feb. 14)
- Second in the Big Ten in scoring (18.4), first in blocks (2.7), and 12th in rebounding (6.4)
- Made at least two 3-pointers in 16 games; shooting .813 from the charity stripe (109-of-134)
- Ranks 12th nationally in blocked shots (2.7) and is 70th in scoring (18.4)
- Had a game-high 21 points, collected six rebounds, two blocks, and two steals vs. Gardner-Webb
- Had 13 points, denied three shots, and snagged a team-best seven boards in win over Coppin State
- Named to the five player Advocare Invitational All-Tournament Team after averaging 20 points, 5.7 rebounds, and 2.7 blocks in three games
- Tallied back-to-back 20-point scoring efforts against ranked opponents (Notre Dame and Wichita State)

### 2015-16 Game-by-Game

Opponent	Date	gs	min	Total		3-Pointers		Free throws		Rebounds				pf	a	t/o	blk	stl	pts	avg	
				fg-fga	pct	3fg-fga	pct	ft-fga	pct	off	def	tot	avg								
GARDNER-WEBB	11/13/15	*	26	6-12	.500	2-5	.400	7-7	1.000	3	3	6	6.0	3	0	2	2	2	21	21.0	
COPPIN STATE	11/15/15	*	18	6-10	.600	1-3	.333	0-0	.000	0	7	7	6.5	1	0	1	3	0	13	17.0	
at Marquette	11/19/15	*	25	6-11	.545	2-3	.667	1-2	.500	0	4	4	5.7	1	3	1	1	0	15	16.3	
vs DAYTON	11/28/15	*	31	6-15	.400	4-7	.571	2-3	.667	1	1	2	4.8	2	3	2	1	2	18	16.8	
vs NOTRE DAME	11/27/15	*	34	8-16	.500	2-5	.400	2-3	.667	2	6	8	5.4	1	0	0	2	1	20	17.4	
vs WICHITA STATE	11/29/15	*	37	9-15	.600	2-5	.400	2-2	1.000	1	6	7	5.7	1	1	1	5	2	22	18.2	
FLORIDA STATE	12/02/15	*	39	5-14	.357	1-4	.250	4-5	.800	3	5	8	6.0	1	3	0	4	0	15	17.7	
UMKC	12/05/15	*	21	5-12	.417	2-4	.500	1-2	.500	5	2	7	6.1	0	0	2	5	1	13	17.1	
WESTERN ILLINOIS	12/07/15	*	23	10-16	.625	4-5	.800	3-3	1.000	3	6	9	6.4	0	1	0	1	0	27	18.2	
at Iowa State	12/10/15	*	37	12-20	.600	5-8	.625	3-4	.750	3	6	9	6.7	3	1	1	4	1	32	19.6	
vs Drake	12/19/15	*	21	4-8	.500	0-2	.000	2-2	1.000	0	3	3	6.4	3	0	1	5	0	10	18.7	
TENNESSEE TECH	12/22/15	*	22	5-11	.455	1-5	.200	2-2	1.000	1	4	5	6.3	3	2	1	2	1	13	18.3	
MICHIGAN STATE	12/29/15	*	26	4-11	.364	1-3	.333	1-1	1.000	1	4	5	6.2	4	1	8	6	0	10	17.6	
at Purdue	01/02/16	*	38	7-16	.438	1-3	.333	10-14	.714	0	4	4	6.0	3	2	0	5	2	25	18.1	
NEBRASKA	01/05/16	*	36	9-16	.563	2-4	.500	5-6	.833	1	7	8	6.1	2	2	0	4	1	25	18.6	
at Michigan State	01/14/16	*	35	5-18	.278	3-8	.375	2-2	1.000	3	7	10	6.4	1	0	0	2	1	15	18.4	
MICHIGAN	01/17/16	*	28	9-20	.450	2-4	.500	3-3	1.000	1	3	4	6.2	3	1	0	1	1	23	18.6	
at RUTGERS	01/21/16	*	34	6-11	.545	4-6	.667	4-4	1.000	1	7	8	6.3	0	1	1	3	0	20	18.7	
PURDUE	01/24/16	*	34	7-13	.538	4-5	.800	4-4	1.000	0	3	3	6.2	2	3	0	1	0	22	19.6	
at Maryland	01/28/16	*	35	2-13	.154	0-3	.000	5-6	.833	2	8	10	6.4	2	2	1	0	0	9	18.4	
NORTHWESTERN	01/31/16	*	30	8-16	.500	2-5	.400	5-5	1.000	3	3	6	6.3	1	0	0	3	2	23	18.6	
PENN STATE	02/03/16	*	24	5-12	.417	1-3	.333	3-4	.750	0	3	3	6.2	1	0	0	5	0	14	18.4	
at Illinois	02/07/16	*	35	7-17	.412	1-4	.250	3-4	.750	4	8	12	6.4	1	2	0	2	0	18	18.4	
at Indiana	02/11/16	*	38	8-20	.400	2-7	.286	6-8	.750	2	3	5	6.4	0	1	0	1	1	24	18.6	
MINNESOTA	02/14/16	*	37	8-19	.421	1-7	.143	7-9	.778	2	13	15	6.7	3	0	3	6	0	24	18.8	
at Penn State	02/17/16	*	33	5-14	.357	2-7	.286	7-10	.700	0	2	2	6.5	1	0	4	1	1	19	18.8	
WISCONSIN	02/24/16	*	23	3-12	.250	2-9	.222	3-5	.600	2	3	5	6.5	4	0	1	1	0	11	18.6	
at Ohio State	02/28/16	*	34	5-14	.357	1-4	.250	5-6	.833	0	4	4	6.4	0	1	2	0	3	16	18.5	
INDIANA	03/01/16	*	38	5-17	.294	1-5	.200	7-8	.875	2	6	8	6.4	0	3	1	2	2	18	18.4	
Totals			29	892	185-419	.442	56-143	.392	109-134	.813	46	141	187	6.4	47	33	33	78	24	535	18.4

Games played: 29  
 Minutes/game: 30.8  
 Points/game: 18.4  
 FG Pct: 44.2  
 3FG Pct: 39.2  
 FT Pct: 81.3

Rebounds/game: 6.4  
 Assists/game: 1.1  
 Turnovers/game: 1.1  
 Assist/turnover ratio: 1.0  
 Steals/game: 0.8  
 Blocks/game: 2.7

- Rejected four shots, scored 15 points, and had eight boards in overtime win over Florida State
- Recorded 13 points, seven rebounds, and a game-high five blocks in victory over UMKC
- Poured in 27 points (10-of-16 FG, 4-of-5 3-pt FG, 3-3 FT) and snagged a game-high nine rebounds in win over Western Illinois
- Scored a personal-best 32 points, 30 in the first half, and collected nine rebounds and a game-best four blocks at #2 Iowa State
- Tallied 10 points and rejected five shots, in only 21 minutes of action, in victory over Drake
- Registered 13 points, five rebounds, and rejected a game-best two shots in win over Tennessee Tech
- Denied a career-high six shots, while recording 10 points and five boards in win over #1 Michigan State
- Led the team with 25 points -- scored 16 of Iowa's 20 first half points -- in road win over #14 Purdue, while also rejecting five shots & grabbing four boards
- Led team with 25 points for the second consecutive game, while grabbing a team-high eight boards and blocking four shots against Nebraska
- Registered fifth career double-double (15 points, 10 rebounds) in win at #4 Michigan State, becoming the fifth visiting player in the last 20 seasons to record 15+ points, 10+ rebounds, and 2+ blocks when playing the Spartans at the Breslin Center
- Tallied a team-best 23 points in home victory over Michigan
- One-of-three Hawkeyes to score 20+ points in road win over Rutgers (20 points, 8 rebounds, 3 blocks)
- Scored a game-high 22 points (4-of-5 shooting from 3-point range) in home win over #22 Purdue
- Equaled a season high with 10 rebounds, while also scoring nine points at #7 Maryland
- Netted 23 points and rejected three shots against Northwestern
- Blocked a game-high five shots and tallied 14 points in home win over Penn State
- Recorded second double-double of the season at Illinois, scoring 18 points and matching a career high in rebounds with 12
- Tallied a game-high 24 points, grabbed five boards, and blocked one shot against Indiana
- Scored 24 points, grabbed a career-high 15 boards, and match a career high in blocks with six on his way to recording third double-double of the year against Minnesota
- Netted 19 points, grabbed two rebounds, and blocked a shot in loss at Penn State
- Scored 11 points, grabbed five boards, and blocked a shot against Wisconsin
- Led Iowa with 16 points, while recording a season-best three steals in loss at Ohio State
- Tallied a team-high 18 points and grabbed eight rebounds in home loss to #11 Indiana



# IOWA HAWKEYE BASKETBALL

## UPDATED IOWA PLAYER BIO

### Personal Bests

**Points:** 32 vs. Iowa State, 12/10/15  
**Rebounds:** 15 vs. Minnesota, 2/14/16  
**FGM:** 12 vs. Iowa State, 12/10/15  
**FGA:** 20, 3x, last vs. Indiana, 2/11/16  
**3-pt FG:** 5, 2x, last vs. Iowa State, 12/10/15  
**3-pt FGA:** 11 at Northwestern, 2/15/15  
**FTM:** 10 vs. Purdue, 1/2/16  
**FTA:** 14 vs. Purdue, 1/2/16  
**Assists:** 5, 2x, last vs. Ohio State, 12/30/14  
**Steals:** 4 vs. Rutgers, 2/19/15  
**Blocks:** 6, 2x, last vs. Minnesota, 2/14/16  
**Minutes:** 39 vs. Florida State, 12/2/15

### WATCH LISTS / HONORS

MBB Academic All-American of the Year  
 Oscar Robertson Trophy Final 11  
 John Wooden Late Season Top 20  
 Lute Olson Award  
 NBC/ESPN Midseason second team All-America  
 First Team Academic All-District

### BIG CONFERENCE ONLY STATS

	Avg.	Rank
Blocked Shots	2.5	1st
Scoring	18.6	2nd
Free Throw Percentage	.808	8th
Rebounding	6.8	12th

### BIG OVERALL STATS

	Avg.	Rank
Blocked Shots	2.7	1st
Scoring	18.4	2nd
Free Throw Percentage	.813	9th
3-Pointers	1.9	15th
Rebounding	6.4	12th



### CAREER STATISTICS

YEAR	G/GS	FG-A	PCT	3-PT	PCT	FT-A	PCT	RB	AVG	PF-FO	AS	TO	BK	ST	PTS	AVG
Soph.	33/0	84-168	.500	17-40	.425	67-82	.817	152	4.6	38-0	26	31	35	11	252	7.6
Junior	34/34	156-363	.430	54-145	.372	56-76	.737	218	6.4	52-0	59	35	56	38	422	12.4
Senior	29/29	185-419	.442	56-143	.392	109-134	.813	187	6.4	47-0	33	33	78	24	535	18.4
<b>TOTALS</b>	<b>96/63</b>	<b>425-950</b>	<b>.447</b>	<b>127-328</b>	<b>.387</b>	<b>232-292</b>	<b>.795</b>	<b>557</b>	<b>5.8</b>	<b>137-0</b>	<b>118</b>	<b>99</b>	<b>169</b>	<b>73</b>	<b>1,209</b>	<b>12.6</b>





# IOWA HAWKEYE BASKETBALL

## UPDATED IOWA PLAYER BIO

### Ahmad Wagner



0

**Fr., 6-7, 225, Forward**  
**Yellow Springs, Ohio**  
**Wayne HS**

- Made 65.9 percent of his field goal attempts (29-of-44)
- Played double-digit minutes 16 times this season, including 10 Big Ten games
- Hauled in five or more rebounds in six games this season, including a season-best nine against Indiana
- Pulled down a team-best eight rebounds, and had six points and two blocks in only nine minutes of action in season opening win over Gardner-Webb
- Registered six points, four rebounds, two steals, and one assist in win over Coppin State
- Scored a personal-best nine points to go along with five rebounds, and three assists in victory over UMKC
- Grabbed six rebounds and tallied three points in win over Tennessee Tech
- Rejected two shots and pulled down one rebound in victory over #1 Michigan State
- Tallied two steals and one block in four minutes of action against #4 Michigan State
- Scored five points and grabbed three boards in win over Michigan
- Went 3-of-3 from the floor, scoring six points, while blocking one shot in win at Rutgers
- Grabbed two boards and rejected one shot in home win over #22 Purdue
- Tallied six points and grabbed four boards, while leading the team with a career-best three steals in win over Northwestern
- Scored eight points, bolstered by 4-of-5 shooting from the charity stripe, and grabbed five boards and rejected one shot in home win over Penn State

### 2015-16 Game-by-Game

Opponent	Date	gs	min	Total		3-Pointers		Free throws		Rebounds				pf	a	t/o	blk	stl	pts	avg
				fg-fga	pct	3fg-fga	pct	ft-fa	pct	off	def	tot	avg							
GARDNER-WEBB	11/13/15	9	3-4	.750	0-0	.000	0-1	.000	6	2	8	8.0	0	0	0	2	0	6	6.0	
COPPIN STATE	11/15/15	18	2-4	.500	0-0	.000	2-2	1.000	2	2	4	6.0	5	1	0	0	2	6	6.0	
at Marquette	11/19/15	11	1-1	1.000	0-0	.000	0-0	.000	1	1	2	4.7	2	0	2	0	0	2	4.7	
vs DAYTON	11/26/15	10	1-1	1.000	0-0	.000	0-2	.000	1	1	2	4.0	2	0	0	0	0	2	4.0	
vs NOTRE DAME	11/27/15	5	0-1	.000	0-0	.000	0-0	.000	1	1	2	4.0	3	0	0	1	0	0	3.2	
vs WICHITA STATE	11/29/15	2	0-0	.000	0-0	.000	0-0	.000	0	0	0	2.8	1	0	0	0	0	0	2.7	
FLORIDA STATE	12/02/15	8	1-1	1.000	0-0	.000	0-1	.000	0	2	2	2.7	2	0	1	0	0	2	2.6	
UMKC	12/05/15	17	2-3	.667	0-0	.000	5-6	.833	2	3	5	3.0	3	3	0	1	0	9	3.4	
WESTERN ILLINOIS	12/07/15	10	1-1	1.000	0-0	.000	0-0	.000	0	2	2	2.9	1	0	1	0	1	2	3.2	
vs Drake	12/19/15	9	0-0	.000	0-0	.000	0-0	.000	1	1	2	2.8	0	0	0	1	0	0	2.9	
TENNESSEE TECH	12/22/15	14	1-1	1.000	0-0	.000	1-3	.333	2	4	6	3.1	2	0	0	0	0	3	2.9	
MICHIGAN STATE	12/29/15	12	0-2	.000	0-0	.000	1-2	.500	0	1	1	2.9	0	0	0	2	0	1	2.8	
at Purdue	01/02/16	3	0-0	.000	0-0	.000	0-0	.000	0	0	0	2.7	0	0	1	0	0	0	2.5	
NEBRASKA	01/05/16	4	0-0	.000	0-0	.000	0-0	.000	0	1	1	2.6	0	0	0	0	0	0	2.4	
at Michigan State	01/14/16	4	0-1	.000	0-0	.000	0-0	.000	1	1	2	2.5	2	0	1	1	2	0	2.2	
MICHIGAN	01/17/16	11	2-2	1.000	0-0	.000	1-2	.500	0	3	3	2.6	2	0	0	0	0	5	2.4	
at RUTGERS	01/21/16	10	3-3	1.000	0-0	.000	0-0	.000	0	0	0	2.4	1	0	0	1	0	6	2.6	
PURDUE	01/24/16	7	0-0	.000	0-0	.000	0-0	.000	0	2	2	2.4	2	0	0	1	0	0	2.4	
at Maryland	01/28/16	8	1-3	.333	0-1	.000	0-1	.000	0	0	0	2.3	0	1	0	0	1	2	2.4	
NORTHWESTERN	01/31/16	15	2-2	1.000	0-0	.000	2-3	.667	2	2	4	2.4	2	1	0	0	3	6	2.6	
PENN STATE	02/03/16	18	2-2	1.000	0-0	.000	4-5	.800	1	4	5	2.5	5	0	1	1	0	8	2.9	
at Illinois	02/07/16	10	0-0	.000	0-0	.000	2-2	1.000	0	1	1	2.4	2	0	0	0	0	2	2.8	
at Indiana	02/11/16	5	0-1	.000	0-0	.000	0-0	.000	0	0	0	2.3	2	0	1	0	0	0	2.7	
MINNESOTA	02/14/16	16	1-1	1.000	0-0	.000	0-2	.000	4	3	7	2.5	1	0	0	0	0	2	2.7	
at Penn State	02/17/16	11	0-1	.000	0-0	.000	0-0	.000	0	3	3	2.5	3	0	1	1	0	0	2.6	
WISCONSIN	02/24/16	5	0-1	.000	0-0	.000	0-0	.000	0	0	0	2.4	1	0	0	0	0	0	2.5	
at Ohio State	02/28/16	13	1-2	.500	0-0	.000	0-0	.000	2	1	3	2.4	2	0	0	0	0	2	2.4	
INDIANA	03/01/16	17	5-6	.833	0-0	.000	1-3	.333	5	4	9	2.7	1	0	2	0	0	11	2.8	
Totals		0	282	29-44	.659	0-1	.000	19-35	.543	30	45	75	2.7	47	6	11	12	9	77	2.8

Games played: 28  
 Minutes/game: 10.1  
 Points/game: 2.8  
 FG Pct: 65.9  
 3FG Pct: 0.0  
 FT Pct: 54.3

Rebounds/game: 2.7  
 Assists/game: 0.2  
 Turnovers/game: 0.4  
 Assist/turnover ratio: 0.5  
 Steals/game: 0.3  
 Blocks/game: 0.4

- Netted two points and hauled in seven rebounds against Minnesota
- Grabbed three boards and blocked one shot in loss at Penn State
- Tallied two points and hauled in three rebounds in loss at Ohio State
- Went 5-of-6 from the floor, recording a career high in points (11) and rebounds (9) in home loss to #11 Indiana

#### Personal Bests

**Points:** 11 vs. Indiana, 3/1/16  
**Rebounds:** 9 vs. Indiana, 3/1/16  
**FGM:** 5 vs. Indiana, 3/1/16  
**FGA:** 6 vs. Indiana, 3/1/16  
**3-pt FG:** - - -  
**3-pt FGA:** 1 vs. Maryland, 1/28/16  
**FTM:** 5 vs. UMKC, 12/5/15  
**FTA:** 6 vs. UMKC, 12/5/15  
**Assists:** 3 vs. UMKC, 12/5/15  
**Steals:** 3 vs. Northwestern, 1/31/16  
**Blocks:** 2, 2x, last vs. Michigan State, 12/29/15  
**Minutes:** 18, 2x, last vs. Penn State, 2/3/16

#### CAREER STATISTICS

YEAR	G/GS	FG-A	PCT	3-PT	PCT	FT-A	PCT	RB	AVG	PF-FO	AS	TO	BK	ST	PTS	AVG
Fresh.	28/0	29-44	.659	0-1	.000	19-35	.543	75	2.7	47-2	6	11	12	9	77	2.8
TOTALS	28/0	29-44	.659	0-1	.000	19-35	.543	75	2.7	47-2	6	11	12	9	77	2.8



# IOWA HAWKEYE BASKETBALL

## UPDATED IOWA PLAYER BIO

### Christian Williams



# 11

**Fr., 6-6, 200, Guard**  
**Decatur, Ill.**  
**St. Theresa HS**

- Played in 16 games, including seven conference games
- Had three points in three minutes of action in season opening win over Gardner-Webb
- Tallied five points and two assists in victory over Coppin State
- Made both free throw attempts and collected a steal in win over Tennessee Tech
- Recorded one steal and one assist in four minutes of action in win at #4 Michigan State
- Collected two rebounds in home win over Northwestern
- Shot 2-of-2 from the floor in home win over Penn State, scoring four points and grabbing one rebound
- Recorded season bests in points (8), rebounds (3), and steals (2) in home loss to #11 Indiana

#### Personal Bests

**Points:** 8 vs. Indiana, 3/1/16  
**Rebounds:** 3, 2x, last vs. Indiana, 3/1/16  
**FGM:** 2, 3x, last vs. Indiana, 3/1/16  
**FGA:** 6 vs. Indiana, 3/1/16  
**3-pt FG:** 1 vs. Coppin State, 11/15/15  
**3-pt FGA:** 1, 3x, last vs. Indiana, 3/1/16  
**FTM:** 4 vs. Indiana, 3/1/16  
**FTA:** 5 vs. Indiana, 3/1/16  
**Assists:** 2 vs. Coppin State, 11/15/15  
**Steals:** 2 vs. Indiana, 3/1/16  
**Blocks:** - - -  
**Minutes:** 14 vs. Coppin State, 11/15/15

### 2015-16 Game-by-Game

Opponent	Date	gs	min	Total		3-Pointers		Free throws		Rebounds				pf	a	t/o	blk	stl	pts	avg
				fg-fga	pct	3fg-fga	pct	ft-fa	pct	off	def	tot	avg							
GARDNER-WEBB	11/13/15	3	0-0	.000	0-0	.000	0-0	.000	1	2	3	3.0	0	0	1	0	0	0	0.0	
COPPIN STATE	11/15/15	14	2-5	.400	1-1	1.000	0-1	.000	0	1	1	2.0	0	2	0	0	0	5	2.5	
at Marquette	11/19/15	6	0-0	.000	0-0	.000	0-0	.000	0	1	1	1.7	0	0	0	0	0	1.7		
vs DAYTON	11/26/15	2	0-1	.000	0-0	.000	0-0	.000	0	0	0	1.3	0	1	0	0	0	1.3		
vs NOTRE DAME	11/27/15	1	0-1	.000	0-0	.000	0-0	.000	0	0	0	1.0	0	0	0	0	0	1.0		
vs WICHITA STATE	11/29/15	0	0-0	.000	0-0	.000	0-0	.000	0	0	0	0.8	0	0	0	0	0	0.8		
UMKC	12/05/15	6	0-2	.000	0-1	.000	0-0	.000	0	0	0	0.7	0	0	0	0	0	0.7		
WESTERN ILLINOIS	12/07/15	7	0-1	.000	0-0	.000	0-0	.000	1	0	1	0.8	0	0	0	0	0	0.6		
TENNESSEE TECH	12/22/15	6	0-0	.000	0-0	.000	2-2	1.000	0	0	0	0.7	2	0	0	1	2	0.8		
at Michigan State	01/14/16	4	0-0	.000	0-0	.000	0-0	.000	1	0	1	0.7	0	1	1	0	1	0.7		
at RUTGERS	01/21/16	3	0-2	.000	0-1	.000	0-0	.000	0	0	0	0.6	0	0	0	0	0	0.6		
NORTHWESTERN	01/31/16	7	0-1	.000	0-0	.000	0-0	.000	2	0	2	0.8	0	2	0	0	0	0.6		
PENN STATE	02/03/16	4	2-2	1.000	0-0	.000	0-0	.000	1	0	1	0.8	0	0	0	0	4	0.8		
at Penn State	02/17/16	0	0-0	.000	0-0	.000	0-0	.000	0	0	0	0.7	1	0	0	0	0	0.8		
at Ohio State	02/28/16	3	0-1	.000	0-0	.000	0-0	.000	0	0	0	0.7	1	0	0	0	0	0.7		
INDIANA	03/01/16	12	2-6	.333	0-1	.000	4-5	.800	3	0	3	0.8	1	1	0	0	2	8	1.2	
<b>Totals</b>		<b>0</b>	<b>78</b>	<b>6-22</b>	<b>.273</b>	<b>1-4</b>	<b>.250</b>	<b>6-8</b>	<b>.750</b>	<b>9</b>	<b>4</b>	<b>13</b>	<b>0.8</b>	<b>5</b>	<b>5</b>	<b>4</b>	<b>0</b>	<b>4</b>	<b>19</b>	<b>1.2</b>

Games played: 16  
 Minutes/game: 4.9  
 Points/game: 1.2  
 FG Pct: 27.3  
 3FG Pct: 25.0  
 FT Pct: 75.0

Rebounds/game: 0.8  
 Assists/game: 0.3  
 Turnovers/game: 0.3  
 Assist/turnover ratio: 1.3  
 Steals/game: 0.3

#### CAREER STATISTICS

YEAR	G/GS	FG-A	PCT	3-PT	PCT	FT-A	PCT	RB	AVG	PF-FO	AS	TO	BK	ST	PTS	AVG
Fresh.	16/0	6-22	.273	1-4	.250	6-8	.750	13	0.8	5-0	5	4	0	4	19	1.2
<b>TOTALS</b>	<b>16/0</b>	<b>6-22</b>	<b>.273</b>	<b>1-4</b>	<b>.250</b>	<b>6-8</b>	<b>.750</b>	<b>13</b>	<b>0.8</b>	<b>5-0</b>	<b>5</b>	<b>4</b>	<b>0</b>	<b>4</b>	<b>19</b>	<b>1.2</b>



# IOWA HAWKEYE BASKETBALL

## UPDATED IOWA PLAYER BIO

### Adam Woodbury



# 34

**Sr., 7-1, 250, Center**  
**Sioux City, Iowa**  
**East HS**

- 2014 and 2015 Academic All-Big Ten honoree
- His 106 career assists are third most nationally among active 7-footers
- Ranks second nationally among 7-footers in free throw percentage (.720) this season
- Scored in double digits 13 times this year
- Led Iowa in rebounding in 12 of last 13 games, including grabbing a career-high 18 boards against Wisconsin
- Woodbury's 18 rebounds against Wisconsin are the most by a player during a Big Ten conference game this season and the most by any Hawkeye during the Fran McCaffery era
- Grabbed 84 rebounds (12 rpg) in seven game stretch (Jan. 21-Feb. 11) to become second Hawkeye the past 20 years to grab 84+ rebounds in a seven game span (Reggie Evans in 2001 and 2002)
- Has grabbed 10+ rebounds in nine games this season, including eight of the last 10
- Nine career double-doubles, including seven this year, which ties for sixth most in the Big Ten this year
- Leads the team and is second in the Big Ten in rebounding (8.4)
- Shooting at a career percentage from the free throw line this season (.720, 59-of-82)
- His 731 career rebounds are third among active Big Ten players
- Registered 10 points and a team-high seven rebounds in victory at Marquette
- Reached double figures in consecutive games against ranked opponents at the Advocare Invitational (14 vs. #17 Notre Dame and 15 vs. #20 Wichita State)
- Posted first double-double of the year vs. #17 Notre Dame, scoring 14 points on 7-of-9 shooting from the field, and corralling 10 rebounds
- Netted a season-high 15 points in win over #20 Wichita State
- Pulled down a team-best 10 rebounds and scored 11 points in overtime win over Florida State
- Tallied 10 points in win over Western Illinois
- Posted 12 points and five rebounds at #2 Iowa State
- Had seven points, six rebounds, two assists and a steal in win over Tennessee Tech
- Gathered five boards and scored eight points on in victory over #1 Michigan State
- Notched six points and collected seven rebounds in road victory over #14 Purdue

### 2015-16 Game-by-Game

Opponent	Date	gs	min	Total		3-Pointers		Free throws		Rebounds				pf	a	t/o	blk	stl	pts	avg	
				fg-fga	pct	3fg-fga	pct	ft-fga	pct	off	def	tot	avg								
GARDNER-WEBB	11/13/15	*	22	3-6	.500	0-0	.000	5-7	.714	2	4	6	6.0	0	0	1	0	0	11	11.0	
COPPIN STATE	11/15/15	*	8	1-2	.500	0-0	.000	0-0	.000	2	3	5	5.5	3	0	1	0	0	2	6.5	
at Marquette	11/19/15	*	21	4-6	.667	0-0	.000	2-2	1.000	1	6	7	6.0	1	2	0	0	2	10	7.7	
vs DAYTON	11/26/15	*	23	1-2	.500	0-0	.000	4-4	1.000	1	7	8	6.5	3	0	1	0	0	6	7.3	
vs NOTRE DAME	11/27/15	*	24	7-9	.778	0-0	.000	0-0	.000	4	6	10	7.2	4	0	1	1	1	14	8.6	
vs WICHITA STATE	11/29/15	*	33	4-7	.571	0-0	.000	7-10	.700	5	2	7	7.2	2	2	3	0	0	15	9.7	
FLORIDA STATE	12/02/15	*	33	3-5	.600	0-0	.000	5-5	1.000	5	5	10	7.6	4	1	1	0	1	11	9.9	
UMKC	12/05/15	*	22	2-7	.286	0-0	.000	0-0	.000	2	4	6	7.4	1	1	1	0	0	4	9.1	
WESTERN ILLINOIS	12/07/15	*	18	4-6	.667	0-0	.000	2-2	1.000	3	1	4	7.0	1	1	1	0	1	10	9.2	
at Iowa State	12/10/15	*	35	5-9	.556	0-0	.000	2-2	1.000	1	4	5	6.8	3	1	3	1	0	12	9.5	
vs Drake	12/19/15	*	12	2-5	.400	0-0	.000	0-0	.000	1	0	1	6.3	1	1	1	0	1	4	9.0	
TENNESSEE TECH	12/27/15	*	18	3-4	.750	0-0	.000	1-2	.500	2	4	6	6.3	1	0	0	0	1	7	8.8	
MICHIGAN STATE	12/29/15	*	22	4-6	.667	0-0	.000	0-0	.000	2	3	5	6.2	4	0	0	0	0	8	8.8	
at Purdue	01/02/16	*	25	3-7	.429	0-0	.000	0-0	.000	3	4	7	6.2	1	0	2	0	1	6	8.6	
NEBRASKA	01/05/16	*	31	2-7	.286	0-0	.000	4-5	.800	2	4	6	6.2	3	0	1	1	0	8	8.5	
at Michigan State	01/14/16	*	31	2-6	.333	0-0	.000	0-2	.000	4	4	8	6.3	3	2	1	1	0	4	8.3	
MICHIGAN	01/17/16	*	28	5-7	.714	0-0	.000	2-2	1.000	2	4	6	6.3	1	2	0	0	1	12	8.5	
at RUTGERS	01/21/16	*	22	3-5	.600	0-0	.000	6-6	1.000	4	7	11	6.6	3	1	2	1	2	12	8.7	
PURDUE	01/24/16	*	23	4-6	.667	0-0	.000	5-6	.833	2	8	10	6.7	4	0	1	0	1	13	8.9	
at Maryland	01/28/16	*	26	5-6	.833	0-0	.000	1-3	.333	3	7	10	6.9	5	0	3	0	1	11	9.0	
NORTHWESTERN	01/31/16	*	14	0-2	.000	0-0	.000	0-0	.000	1	8	9	7.0	3	1	1	0	0	0	8.6	
PENN STATE	02/03/16	*	22	1-2	.500	0-0	.000	3-6	.500	2	13	15	7.4	2	0	2	0	2	5	8.4	
at Illinois	02/07/16	*	30	5-6	.833	0-0	.000	0-0	.000	5	9	14	7.7	1	4	2	0	0	10	8.5	
at Indiana	02/11/16	*	35	6-10	.600	0-0	.000	1-3	.333	9	6	15	8.0	3	1	1	0	0	13	8.7	
MINNESOTA	02/14/16	*	22	0-0	.000	0-0	.000	1-2	.500	0	5	5	7.8	4	1	1	0	0	1	8.4	
at Penn State	02/17/16	*	31	1-2	.500	0-0	.000	4-4	1.000	3	7	10	7.9	3	1	2	0	0	6	8.3	
WISCONSIN	02/24/16	*	34	2-3	.667	0-0	.000	2-4	.500	10	8	18	8.3	3	2	2	1	1	6	8.2	
at Ohio State	02/28/16	*	31	2-4	.500	0-0	.000	0-0	.000	3	6	9	8.3	3	0	4	0	1	4	8.0	
INDIANA	03/01/16	*	22	1-1	1.000	0-0	.000	2-5	.400	7	4	11	8.4	3	1	2	0	1	4	7.9	
Totals			29	718	85-148	.574	0-0	.000	59-82	.720	91	153	244	8.4	73	27	40	9	15	229	7.9

Games played: 29  
 Minutes/game: 24.8  
 Points/game: 7.9  
 FG Pct: 57.4  
 FT Pct: 72.0

Rebounds/game: 8.4  
 Assists/game: 0.9  
 Turnovers/game: 1.4  
 Assist/turnover ratio: 0.7  
 Steals/game: 0.5  
 Blocks/game: 0.3

- Grabbed six boards and tallied eight points in win over Nebraska
- Collected eight rebounds and rejected one shot in road win over #4 Michigan State
- Tallied 12 points and grabbed a team-high six rebounds in win over Michigan
- Scored 12 points and matched a career high in rebounds (11) to record third double-double of the year in road win over Rutgers; shot 6-of-6 from the charity stripe
- Recorded second straight double-double (13 points, 10 rebounds) in home win over #22 Purdue
- Became the first Hawkeye since Greg Brunner in 2006 to record his third straight double-double of the year at #7 Maryland (11 points & 10 rebounds)
- Led team with a game-high nine rebounds vs. Northwestern
- Led team with 15 boards -- his 13 defensive boards were the most by a Hawkeye since Kurt Looby (Nov. 13, 2006) -- and blocked two shots in home win over Penn State
- Recorded sixth double-double of the season at Illinois, scoring 10 points and grabbing a game-high 14 rebounds
- Posted second straight double-double, scoring 13 points and clearing 15 rebounds at #22 Indiana; matched career high in minutes played (35)

- Grabbed five rebounds in win over Minnesota
- Grabbed game-high 10 rebounds and scored six points in loss at Penn State
- Collected a career-high 18 rebounds (10 offensive), scored six points, and blocked one shot against Wisconsin
- Recorded a game-high nine rebounds and scored four points in loss at Ohio State
- Grabbed a game-high 11 rebounds and scored four points in home loss to #11 Indiana

#### Personal Bests

**Points:** 16, 2x, last vs. Maryland, 2/8/15  
**Rebounds:** 18 vs. Wisconsin, 2/24/16  
**FGM:** 8 vs. Tennessee, 3/19/14  
**FGA:** 11 vs. Tennessee, 3/19/14  
**FTM:** 7, 3x, last vs. Wichita State, 11/29/15  
**FTA:** 12 vs. Michigan State, 1/28/14  
**Assists:** 6 at Michigan, 2/5/15  
**Steals:** 3, 2x, last at Nebraska, 2/23/15  
**Blocks:** 3, 3x, last vs. Penn State, 1/31/13  
**Minutes:** 35, 2x, last vs. Indiana, 2/11/16

#### CAREER STATISTICS

YEAR	G/GS	FG-A	PCT	3-PT	PCT	FT-A	PCT	RB	AVG	PF-FO	AS	TO	BK	ST	PTS	AVG
Fresh.	38/38	81-166	.488	0-0	.000	26-51	.510	181	4.8	96-1	22	48	29	16	188	4.9
Soph.	33/33	70-136	.515	0-0	.000	49-69	.710	130	3.9	84-2	27	34	19	18	189	5.7
Junior	34/33	87-178	.489	0-0	.000	49-85	.576	176	5.2	92-3	30	47	13	19	223	6.6
Senior	29/29	85-148	.574	0-0	.000	59-82	.720	244	8.4	73-1	27	40	9	15	229	7.9
TOTALS	134/133	323-628	.514	0-0	.000	183-287	.638	731	5.5	345-7	106	169	70	68	829	6.2



# IOWA HAWKEYE BASKETBALL

## Game-by-Game Results

Overall: 20-9      Big Ten: 11-6      Home: 13-2      Away: 5-5      Neutral: 2-2

Date	Opponent	Result	Attend.	Top Scorer	Top Rebounder
Nov. 13	Gardner-Webb	W, 76-59	14,209	21, Jarrod Uthoff	8, Ahmad Wagner
Nov. 15	Coppin State	W, 103-68	12,350	20, Brady Ellingson	7, Jones/Uthoff
Nov. 19	at Marquette	W, 89-61	13,297	20, Peter Jok	7, Adam Woodbury
^ Nov. 26	vs. Dayton	L, 77-82	4,871	18, Jarrod Uthoff	8, Adam Woodbury
^ Nov. 27	vs. #17 Notre Dame	L, 62-68	4,508	20, Jarrod Uthoff	10, Adam Woodbury
^ Nov. 29	vs. #20 Wichita State	W, 84-61	2,031	22, Jarrod Uthoff	7, Uthoff/Woodbury
\$ Dec. 2	Florida State	W, 78-75 (OT)	11,247	24, Peter Jok	10, Adam Woodbury
Dec. 5	UMKC	W, 95-75	11,763	14, Baer/Uhl	10, Dom Uhl
Dec. 7	Western Illinois	W, 90-56	11,395	27, Jarrod Uthoff	9, Jarrod Uthoff
+ Dec. 10	at #2 Iowa State	L, 82-83	14,384	32, Jarrod Uthoff	9, Jarrod Uthoff
# Dec. 19	vs. Drake	W, 70-64	15,424	17, Mike Gesell	8, Dom Uhl
Dec. 22	Tennessee Tech	W, 85-63	14,432	21, Peter Jok	7, Dom Uhl
* Dec. 29	#1 Michigan State	W, 83-70	15,400	25, Mike Gesell	5, Baer/Uthoff/Woodbury
* Jan. 2	at #14 Purdue	W, 70-63	14,846	25, Jarrod Uthoff	9, Peter Jok
* Jan. 5	Nebraska	W, 77-66	11,736	25, Jarrod Uthoff	8, Uhl/Uthoff
* Jan. 14	at #4 Michigan State	W, 76-59	14,797	23, Peter Jok	10, Jarrod Uthoff
* Jan. 17	Michigan	W, 82-71	15,400	23, Jarrod Uthoff	6, Adam Woodbury
* Jan. 21	at Rutgers	W, 90-76	4,209	29, Peter Jok	11, Adam Woodbury
* Jan. 24	#22 Purdue	W, 83-71	15,400	22, Jarrod Uthoff	10, Adam Woodbury
* Jan. 28	at #7 Maryland	L, 68-74	17,950	14, Peter Jok	10, Uthoff/Woodbury
* Jan. 31	Northwestern	W, 85-71	15,400	26, Peter Jok	9, Adam Woodbury
* Feb. 3	Penn State	W, 73-49	12,596	14, Jarrod Uthoff	15, Adam Woodbury
* Feb. 7	at Illinois	W, 77-65	13,849	23, Peter Jok	14, Adam Woodbury
* Feb. 11	at #22 Indiana	L, 78-85	17,472	24, Jarrod Uthoff	15, Adam Woodbury
* Feb. 14	Minnesota	W, 75-71	15,400	27, Peter Jok	15, Jarrod Uthoff
* Feb. 17	at Penn State	L, 75-79	6,590	28, Peter Jok	10, Adam Woodbury
* Feb. 24	Wisconsin	L, 59-67	15,400	21, Peter Jok	18, Adam Woodbury
* Feb. 28	at Ohio State	L, 64-68	15,593	16, Gesell/Uthoff	9, Adam Woodbury
* March 1	#11 Indiana	L, 78-81	15,400	18, Jarrod Uthoff	11, Adam Woodbury

^ - *Advocare Invitational -- Orlando, Florida*

\$ - *Big Ten/ACC Challenge*

+ - *Iowa Corn Cy-Hawk Series*

# - *Hy-Vee Big Four Classic -- Des Moines, Iowa*

\* - *Big Ten Conference Game*

% - *Big Ten Tournament -- Indianapolis*

Attendance Summary	Games	Totals	Average
Home	15	207,528	13,835
Away	10	132,987	13,299
Neutral	4	26,834	6,709
<b>Totals</b>	<b>29</b>	<b>367,349</b>	<b>12,667</b>



# IOWA HAWKEYE BASKETBALL

## Game-by-Game Statistics

Team	Score	FG-A	PCT	3-PT. FG	PCT	FT-A	PCT	REB	PF	AS	TO	BS	ST
at Iowa	76	24-59	.407	7-24	.292	21-28	.750	46	19	15	14	6	8
Gardner-Webb	59	19-60	.317	6-23	.261	15-21	.714	39	28	10	17	0	7
at Iowa	103	40-72	.556	12-28	.429	11-20	.550	51	18	31	11	6	5
Coppin State	68	24-74	.324	8-28	.286	12-22	.545	44	20	13	12	0	6
Iowa	89	36-66	.545	12-22	.545	5-7	.714	33	17	25	12	2	14
at Marquette	61	22-57	.386	7-30	.233	10-14	.714	32	14	14	19	2	6
Iowa	77	27-62	.435	12-24	.500	11-17	.647	33	22	19	12	3	6
vs. Dayton	82	27-55	.491	7-20	.350	21-27	.778	39	21	11	16	1	7
Iowa	62	25-66	.379	6-24	.250	6-9	.667	40	19	13	7	6	4
vs. #17 Notre Dame	68	25-55	.455	8-25	.320	10-15	.667	36	15	13	7	4	1
Iowa	84	28-52	.538	8-18	.444	20-24	.833	38	18	16	12	5	4
vs. #20 Wichita State	61	21-59	.356	6-22	.273	13-17	.765	30	17	11	11	1	6
at Iowa	78	27-64	.422	5-21	.238	19-26	.731	42	17	15	12	4	9
Florida State	75	29-76	.382	5-23	.217	12-15	.800	49	22	16	14	2	5
at Iowa	95	34-72	.472	12-25	.480	15-19	.789	42	15	22	6	8	6
UMKC	75	29-66	.439	7-18	.389	10-16	.625	38	18	12	12	3	5
at Iowa	90	33-66	.500	10-23	.435	14-19	.737	45	11	20	11	5	10
Western Illinois	56	23-66	.348	6-22	.273	4-7	.571	35	20	13	16	2	5
Iowa	82	31-65	.477	11-27	.407	9-10	.900	37	14	18	17	6	4
at #2 Iowa State	83	34-70	.486	9-30	.300	6-11	.545	36	11	17	13	3	10
Iowa	70	28-60	.467	8-21	.381	6-8	.750	31	12	12	3	14	4
vs. Drake	64	24-60	.400	11-26	.423	5-8	.625	39	12	14	11	3	0
at Iowa	85	32-70	.457	11-30	.367	10-13	.769	41	15	19	10	4	8
Tennessee Tech	63	22-57	.386	8-26	.308	11-16	.688	37	14	11	18	1	4
at Iowa	83	27-56	.482	6-13	.462	23-31	.742	35	20	15	12	11	8
#1 Michigan State	70	27-64	.422	3-13	.231	13-20	.650	41	27	11	16	5	7
Iowa	70	25-58	.431	7-19	.368	13-20	.650	37	16	14	9	9	10
at #14 Purdue	63	23-59	.390	8-25	.320	9-15	.600	38	18	17	14	5	4
at #19 Iowa	77	23-53	.434	7-17	.412	24-32	.750	37	15	14	7	7	4
Nebraska	66	25-58	.431	7-20	.350	9-16	.563	34	26	8	9	2	4
#16 Iowa	76	28-65	.431	10-22	.455	10-16	.625	39	16	15	9	4	7
at #4 Michigan State	59	23-55	.418	4-21	.190	9-13	.692	35	19	14	16	4	3
at #16 Iowa	82	31-61	.508	10-22	.455	10-11	.909	27	13	19	4	3	8
Michigan	71	25-54	.463	10-28	.357	11-14	.786	33	14	18	13	3	1
#9 Iowa	90	31-65	.477	11-29	.379	17-21	.810	38	11	19	8	6	7
at Rutgers	76	31-64	.484	4-17	.235	10-13	.769	33	18	17	11	4	4
at #9 Iowa	83	27-54	.500	11-20	.550	18-28	.643	33	20	17	12	4	9
#22 Purdue	71	27-64	.422	9-23	.391	8-15	.533	41	24	15	17	2	8
#3 Iowa	68	27-63	.429	5-24	.208	9-15	.600	35	21	9	11	2	4
at #7 Maryland	74	26-58	.448	6-25	.240	16-23	.696	38	18	16	10	6	7
at #3 Iowa	85	25-59	.424	7-19	.368	28-36	.778	40	11	10	10	4	12
Northwestern	71	26-62	.419	11-30	.367	8-14	.571	39	27	13	16	3	5
at #5 Iowa	73	25-54	.463	6-17	.353	17-26	.654	45	16	12	11	8	5
Penn State	49	21-69	.304	1-20	.050	6-12	.500	40	23	8	10	6	7
#5 Iowa	77	28-65	.431	8-20	.400	13-16	.813	43	12	11	9	2	7
at Illinois	65	26-66	.394	8-25	.320	5-6	.833	32	14	12	10	1	6
#4 Iowa	78	29-63	.460	7-18	.389	13-23	.565	35	18	13	9	1	6
at #22 Indiana	85	29-63	.460	9-25	.360	18-21	.857	39	18	14	11	3	7
at #4 Iowa	75	24-57	.421	6-19	.316	21-30	.700	38	21	17	8	7	2
Minnesota	71	25-65	.385	6-22	.273	15-20	.750	42	26	12	9	3	2
#4 Iowa	75	21-51	.412	8-24	.333	25-35	.714	34	20	11	13	2	5
at Penn State	79	26-56	.464	10-28	.357	17-22	.773	34	26	15	15	5	6
at #8 Iowa	59	18-55	.327	5-18	.278	18-25	.720	43	17	9	14	3	8
Wisconsin	67	25-52	.481	10-23	.435	7-12	.583	30	20	17	11	4	8
#8 Iowa	64	22-54	.407	3-12	.250	17-22	.773	35	17	11	15	0	7
at Ohio State	68	25-56	.446	5-18	.278	13-16	.813	33	20	11	15	6	6
at #15 Iowa	78	26-67	.388	8-19	.421	18-27	.667	42	17	16	9	2	6
#11 Indiana	81	30-59	.508	11-22	.500	10-20	.500	39	25	13	13	2	5



# IOWA HAWKEYE BASKETBALL

***The Last Time...***

## **The Last Time a Player . . .**

### ***Had 30 or more points***

Iowa -- 32, Jarrod Uthoff, at #2 Iowa State, 12/10/15

Opponent -- 30, Tre Demps, Northwestern, 1/31/16

### ***Made at least 90% of his FGA (10 att.)***

Iowa -- .900 (9-10), Aaron White vs. Md. Eastern Shore, 11/14/13

Opponent -- .900 (9-10), E.J. Singler, Oregon, 3/18/12

### ***Made 100% of his FTA (10 att.)***

Iowa -- 1.000 (10-10), Aaron White vs. North Carolina, 12/3/14

Opponent -- 1.000 (10-10), Morris Smith IV, UTSA, 11/15/09

### ***Had 15 or more rebounds***

Iowa -- 18, Adam Woodbury vs. Wisconsin, 2/24/16

Opponent -- 15, Branden Dawson, 1/8/15

### ***Had 10 or more assists***

Iowa -- 12, Mike Gesell vs. Minnesota, 2/14/16

Opponent -- 10, Jerian Grant, Notre Dame, 12/3/13

### ***Had 5 or more blocks***

Iowa -- 6, Jarrod Uthoff vs. Minnesota, 2/14/16

Opponent -- 5, Alex Olah, Northwestern, 2/15/15

### ***Had 5 or more steals***

Iowa -- 5, Mike Gesell at Penn State, 2/28/15

Opponent -- 6, Geno Thorpe, Penn State, 3/12/15

## **The Last Time a Team . . .**

### ***Scored 100 or more points***

Iowa -- 103 vs. Coppin State, 11/15/15

Opponent -- 108 by Oregon, 3/18/12

### ***Scored 40 or fewer points***

Iowa -- 40 at Wisconsin, 3/3/10

Opponent -- 39 by UNC Wilmington, 11/8/13

### ***Won an overtime game***

Iowa -- 78-75 (OT) vs. Florida State, 12/3/15

Opponent -- 66-61 (OT) by Northwestern, 2/15/15

### ***Made at least 60% of its FGA (20 att.)***

Iowa -- .643 (27-42) vs Maryland, 2/8/15

Opponent -- .615 (32-52) by Gonzaga, 3/22/15

### ***Made at least 50% of its 3-pt. FGA (8 att.)***

Iowa -- .550 (11-20) vs. Purdue, 1/24/16

Opponent -- .500 (11-22) by Indiana, 3/1/16

### ***Made at least 90% of its FTA (10 att.)***

Iowa -- .909 (10-11) vs. Michigan, 1/17/16

Opponents -- .939 (15-16) by Illinois, 2/25/15



# IOWA HAWKEYE BASKETBALL

## Season & Career Bests

### Season Bests

Player	Points	3-Pointers	Rebounds	Assists	Blocks	Steals
Nicholas Baer	19, Tennessee Tech	4, UMKC	7, Drake	2, twice	6, Drake	2, twice
Anthony Clemmons	20, Rutgers	2, seven times	6, twice	7, at Marquette	1, six times	4, twice
Brady Ellingson	20, Coppin State	3, Dayton	3, twice	2, twice	- - -	1, five times
Andrew Fleming	6, UMKC	1, three times	6, Coppin State	4, Coppin State	1, Northwestern	- - -
Mike Gesell	25, Michigan State	2, Drake	7, Purdue	12, twice	1, five times	4, twice
Brandon Hutton	- - -	- - -	- - -	- - -	- - -	- - -
Peter Jok	29, Rutgers	5, twice	9, Purdue	4, Michigan State	1, Purdue	4, Florida State
Dale Jones	16, Coppin State	4, Coppin State	7, Coppin State	2, Coppin State	1, twice	1, Dayton
Isaiah Moss	- - -	- - -	- - -	- - -	- - -	- - -
Michael Soukup	3, UMKC	1, UMKC	1, Coppin State	1, twice	- - -	- - -
Steven Soukup	- - -	- - -	2, Coppin State	1, Coppin State	- - -	- - -
Dom Uhl	18, Coppin State	3, Coppin State	10, UMKC	3, twice	3, Western Illinois	3, at Marquette
Okey Ukah	6, Coppin State	- - -	1, twice	- - -	- - -	1, twice
Jarrod Uthoff	32, Iowa State	5, at Iowa State	15, Minnesota	3, five times	6, twice	3, Ohio State
Ahmad Wagner	11, Indiana	- - -	9, Indiana	3, UMKC	2, twice	3, Northwestern
Christian Williams	8, Indiana	1, Coppin State	3, twice	2, Coppin State	- - -	2, Indiana
Adam Woodbury	15, Wichita State	- - -	18, Wisconsin	4, Illinois	2, twice	2, at Marquette

### Career Bests

Player	Points	3-Pointers	Rebounds	Assists	Blocks	Steals
Nicholas Baer	19, Tenn. Tech, '15	4, UMKC, '15	7, Drake, '15	2, twice	6, Drake, '15	2, twice
Anthony Clemmons	20, Rutgers, '16	3, twice	6, twice	9, Coppin St., '12	2, Omaha, '13	4, twice
Brady Ellingson	20, Coppin St., '15	3, Dayton, '15	3, twice	2, three times	- - -	1, six times
Andrew Fleming	6, UMKC, '15	1, three times	6, Coppin St., '15	4, Coppin St., '15	1, Northwestern, '16	- - -
Mike Gesell	25, Michigan State, '15	4, twice	7, Purdue, '16	12, twice	1, 24 times	5, Penn State, '15
Brandon Hutton	- - -	- - -	- - -	- - -	- - -	- - -
Peter Jok	29, Rutgers, '16	5, twice	9, twice	4, four times	1, seven times	4, Florida State, '15
Dale Jones	16, Coppin St., '15	4, Coppin St., '15	7, Coppin St., '15	2, Coppin St., '15	1, twice	1, Dayton, '15
Isaiah Moss	- - -	- - -	- - -	- - -	- - -	- - -
Michael Soukup	3, UMKC, '15	1, UMKC, '15	1, Coppin St., '15	1, twice	- - -	- - -
Steven Soukup	- - -	- - -	2, Coppin St., '15	1, Coppin St., '15	- - -	- - -
Dom Uhl	18, Coppin St., '15	3, Coppin St., '15	10, UMKC, '15	3, twice	3, Western Illinois, '15	3, Marquette, '15
Okey Ukah	6, Coppin St., '15	- - -	3, Rutgers	1, Rutgers, '15	1, UMES, '13	1, four times
Jarrod Uthoff	32, Iowa State, '15	5, twice	15, Minnesota	5, twice	6, twice	4, Rutgers, '15
Ahmad Wagner	11, Indiana, '16	- - -	9, Indiana, '16	3, UMKC, '15	2, twice	3, Northwestern, '16
Christian Williams	8, Indiana, '16	1, Coppin St., '15	3, twice	2, Coppin St., '15	- - -	2, Indiana, '16
Adam Woodbury	16, twice	- - -	18, Wisconsin, '16	6, Michigan, '15	3, three times	3, twice



# IOWA HAWKEYE BASKETBALL

## Season Highs And Lows/Specialty Statistics

CATEGORY		IOWA		OPPONENTS	
<u>Points</u>	High	103	Coppin State	85	Indiana
	Low	59	Wisconsin	49	Penn State
<u>FG Made</u>	High	40	Coppin State	34	Iowa State
	Low	18	Wisconsin	19	Gardner-Webb
<u>FG Att.</u>	High	72	2x, last vs. UMKC	76	Florida State
	Low	51	Penn State	52	Wisconsin
<u>FG%</u>	High	.556	Coppin State	.508	Indiana
	Low	.327	Wisconsin	.304	Penn State
<u>3FG Made</u>	High	12	4x, last vs. UMKC	11	3x, last by Indiana
	Low	3	Ohio State	1	Penn State
<u>3FG Att.</u>	High	30	Tennessee Tech	30	3x, last by Northwestern
	Low	12	Ohio State	13	Michigan State
<u>3FG%</u>	High	.550	Purdue	.500	Indiana
	Low	.208	Maryland	.050	Penn State
<u>FTM</u>	High	28	Northwestern	21	Dayton
	Low	5	Marquette	4	Western Illinois
<u>FTA</u>	High	36	Northwestern	27	Dayton
	Low	7	Marquette	6	Illinois
<u>FT% (min. 10)</u>	High	.909	Michigan	.857	Indiana
	Low	.550	Coppin State	.500	2x, last by Indiana
<u>Off. Reb.</u>	High	20	Wisconsin	19	3x, last by Indiana
	Low	5	Purdue	7	Illinois
<u>Def. Reb.</u>	High	41	Coppin State	30	2x, last by Florida State
	Low	20	Michigan	16	Wichita State
<u>Total Reb.</u>	High	51	Coppin State	49	Florida State
	Low	27	Michigan	30	2x, last by Wisconsin
<u>Assists</u>	High	31	Coppin State	18	Michigan
	Low	9	2x, last vs. Wisconsin	8	2x, last by Penn State
<u>Steals</u>	High	14	Marquette	10	Iowa State
	Low	2	Minnesota	0	Drake
<u>Blocks</u>	High	14	Drake	6	3x, last by Ohio State
	Low	0	Ohio State	0	2x, last by Coppin State
<u>Turnovers</u>	High	17	Iowa State	19	Marquette
	Low	3	Drake	7	Notre Dame
<u>Fouls</u>	High	22	Dayton	28	Gardner-Webb
	Low	11	3x, last vs. Northwestern	11	Iowa State

### GAME-BY-GAME SPECIALTY STATS

Date	Opponent	Pts. Off	Pts. in	2nd	Bench
		TO's	Paint	Chance	Points
		IA-Opp.	IA-Opp.	IA-Opp.	IA-Opp.
11/13	Gardner-Webb	21-11	28-16	12-14	26-21
11/15	Coppin State	19-7	50-30	9-7	58-30
11/19	at Marquette	22-11	42-28	9-7	22-16
11/26	Dayton	15-16	14-34	20-12	23-13
11/27	#17 Notre Dame	11-9	22-26	10-8	3-14
11/29	#20 Wichita State	17-22	26-28	17-17	16-41
12/2	Florida State	19-10	30-46	6-13	8-14
12/5	UMKC	17-6	34-44	23-18	53-29
12/7	Western Illinois	24-7	40-28	11-15	33-22
12/10	at #2 Iowa State	19-32	28-42	11-20	4-19
12/19	vs. Drake	18-0	38-22	12-9	25-11
12/22	Tennessee Tech	17-11	34-20	19-6	31-24
12/29	#1 Michigan State	21-16	30-44	15-18	3-4
1/2	at #14 Purdue	22-7	24-24	11-12	13-39
1/5	Nebraska	11-9	20-30	8-7	5-4
1/14	at #4 Michigan St	17-3	22-38	10-7	13-16
1/17	Michigan	16-6	34-24	8-12	22-18
1/21	at Rutgers	14-11	38-46	17-12	9-26
1/24	#22 Purdue	24-14	24-32	5-9	19-27
1/28	at #7 Maryland	10-10	38-34	8-8	11-9
1/31	Northwestern	24-15	28-28	22-13	23-34
2/3	Penn State	8-5	32-36	14-13	28-14
2/7	at Illinois	12-13	32-18	26-6	8-16
2/11	at #22 Indiana	13-14	36-34	20-26	0-28
2/14	Minnesota	10-7	28-26	0-13	6-27
2/17	at Penn State	20-8	20-28	11-8	10-29
2/24	Wisconsin	11-13	24-28	14-10	4-23
2/28	at Ohio State	18-15	26-34	10-14	10-18
3/1	#11 Indiana	7-18	30-34	7-14	27-19
AVG.		16.4	30.1	12.6	17.7

## IOWA AND OPPONENT INDIVIDUAL HIGH PERFORMANCES

CATEGORY	IOWA	OPPONENTS
<u>Points</u>	32	Jarrold Uthoff vs. Iowa State 30
<u>Field Goals Made</u>	12 (12-20)	Jarrold Uthoff vs. Iowa State 11 (11-22)
<u>Field Goals Attempted</u>	20 (8-20)	3x, last by Jarrod Uthoff vs. Indiana 22 (11-22)
<u>Field Goal Percentage (min. 5 made)</u>	.875 (7-8)	2x, last by Mike Gesell vs. Drake .889 (8-9)
<u>3-Point Field Goals Made</u>	5 (5-9)	2x, last by Peter Jok vs. Rutgers 6 (6-15)
<u>3-Point Field Goals Attempted</u>	11 (4-11)	Peter Jok vs. Penn State 15 (6-15)
<u>3-Point Field Goals Pct. (min. 4 made)</u>	.800 (4-5)	3x, last by Jarrod Uthoff vs. Purdue .667 (4-6)
<u>Free Throws Made</u>	11 (11-13)	2x, last by Mike Gesell vs. Nebraska 8 (8-8)
<u>Free Throws Attempted</u>	14 (10-14)	Jarrold Uthoff vs. Purdue 9 (7-9)
<u>Free Throw Pct. (min. 7 made)</u>	1.000 (8-8)	2x, last by Peter Jok vs. Wisconsin 1.000 (8-8)
<u>Offensive Rebounds</u>	10	Adam Woodbury vs. Wisconsin 8
<u>Defensive Rebounds</u>	13	2x, last by Jarrod Uthoff vs. Minnesota 8
<u>Total Rebounds</u>	18	Adam Woodbury vs. Wisconsin 12
<u>Assists</u>	12	2x, last by Mike Gesell vs. Minnesota 9
<u>Steals</u>	4	5x, last by Mike Gesell vs. Wisconsin 3
<u>Blocks</u>	6	3x, last by Jarrod Uthoff vs. Minnesota 4
<u>Turnovers</u>	8	Jarrold Uthoff vs. Michigan State 7





# IOWA HAWKEYE BASKETBALL

## 2015-16 Iowa Record When...

When playing at home:	13-2	When leading at the half:	16-1	When wearing White:	13-2
When playing on the road:	5-5	When trailing at the half:	3-8	When wearing Black:	4-6
When playing on a neutral court:	2-2	When tied at the half:	1-0	When wearing Gold:	3-1
When Iowa scores 100 points or more:	1-0	Iowa field goal percentage at home:	416-922	.451	
When Iowa scores 90-99 points:	3-0	Iowa field goal percentage on road:	386-855	.451	
When Iowa scores 80-89 points:	7-1	Iowa 3-point percentage at home:	123-315	.390	
When Iowa scores 70-79 points:	9-4	Iowa 3-point percentage on road:	116-304	.382	
When Iowa scores under 70 points:	0-4	Iowa free throw percentage at home:	267-366	.730	
		Iowa free throw percentage on road:	174-243	.716	
When opponent scores 100 points or more:	0-0	On Sunday:	7-1		
When opponent scores 90-99 points:	0-0	On Monday:	1-0		
When opponent scores 80-89 points:	0-4	On Tuesday:	3-1		
When opponent scores 70-79 points:	8-2	On Wednesday:	2-2		
When opponent scores 60-69 points:	8-3	On Thursday:	3-4		
When opponent scores fewer than 60 points:	4-0	On Friday:	1-1		
When Iowa shoots at least 50% from the field:	6-0	On Saturday:	3-0		
When Iowa shoots less than 50% from the field:	14-9	On BTN:	10-2		
When opponent shoots at least 50% from the field:	0-1	On CBS:	0-1		
When opponent shoots less than 50% from the field:	20-8	On ESPN:	1-3		
When Iowa has higher FG% than opponent:	19-0	On ESPN2:	0-2		
When opponent has higher FG%:	1-8	On ESPNU:	3-0		
When FG% is equal:	0-1	On ESPN3:	5-1		
		On FS1:	1-0		
When Iowa outrebounds opponent:	13-6	On Mediacom:	0-0		
When opponent has more rebounds:	7-2	On NBC SN:	0-0		
When rebounds are equal:	0-1	BTN.com:	0-0		
When Iowa shoots at least 80% from the line:	4-1	Most Points, First Half: 53 vs. Western Illinois			
When Iowa shoots less than 80% from the line:	16-8	Fewest Points, First Half: 20 vs. Purdue			
When opponent shoots at least 80% from the line:	2-2	Most Points Allowed, First Half: 47 vs. Indiana			
When opponent shoots less than 80% from the line:	18-7	Fewest Points Allowed, First Half: 21, 3x, last vs. Tennessee Tech			
When Iowa shoots more free throws than opponent:	15-5	Most Points, Second Half: 51 vs. Coppin State			
When opponent shoots more free throws:	4-4	Fewest Points, Second Half: 25 vs. Wisconsin			
When free throws attempts are equal:	1-0	Most Points Allowed, Second Half: 48 vs. Iowa State			
When Iowa has higher FT% than opponent:	15-3	Fewest Points Allowed, Second Half: 22 vs. Gardner-Webb			
When opponent has higher FT%:	4-5	Largest Halftime Advantage: 30 vs. Coppin State			
When FT% is equal:	1-1	Largest Halftime Deficit: 17 vs. Purdue			
When Iowa shoots at least 50% from 3-point range:	2-1				
When Iowa shoots less than 50% from 3-point range:	18-8				
When opponent shoots at least 50% from 3-point range:	0-1				
When opponent shoots less than 50% from 3-point range:	20-8				
When Iowa has a higher 3-point FG% than opponent:	19-3				
When opponent has a higher 3-point FG%:	1-6				
When 3-point FG% is equal:	0-0				
When Iowa has more assists than opponent:	15-3				
When opponent has more assists:	5-4				
When assists are equal:	0-2				
When Iowa has fewer turnovers than opponent:	18-4				
When opponent has fewer turnovers:	2-3				
When turnovers are equal:	0-2				
When Iowa has more steals than opponent:	15-3				
When opponent has more steals:	3-5				
When steals are equal:	2-1				



# IOWA HAWKEYE BASKETBALL

## Under McCaffery... Iowa Record When . . .

When playing at home:	80-25	When leading at the half:	99-27	When wearing White:	71-26
When playing on the road:	24-40	When trailing at the half:	14-55	When wearing Black:	29-52
When playing on a neutral court:	12-18	When tied at the half:	2-1	When wearing Gold:	15-5
When Iowa scores 100 points or more:	5-0	Iowa field goal percentage at home:	2770-6041		.459
When Iowa scores 90-99 points:	12-1	Iowa field goal percentage on road:	2315-5441		.425
When Iowa scores 80-89 points:	34-6	Iowa 3-point percentage at home:	619-1776		.349
When Iowa scores 70-79 points:	43-23	Iowa 3-point percentage on road:	532-1592		.334
When Iowa scores under 70 points:	22-54	Iowa free throw percentage at home:	1836-2531		.725
		Iowa free throw percentage on road:	1359-1899		.716
When opponent scores 100 points or more:	0-2	On Sunday:	19-16		
When opponent scores 90-99 points:	1-8	On Monday:	9-2		
When opponent scores 80-89 points:	0-18	On Tuesday:	17-13		
When opponent scores 70-79 points:	26-32	On Wednesday:	13-14		
When opponent scores 60-69 points:	36-22	On Thursday:	14-18		
When opponent scores fewer than 60 points:	53-2	On Friday:	12-9		
When Iowa shoots at least 50% from the field:	32-6	On Saturday:	30-11		
When Iowa shoots less than 50% from the field:	84-78	On BTN:	45-42		
When opponent shoots at least 50% from the field:	3-34	On CBS:	1-1		
When opponent shoots less than 50% from the field:	113-50	On ESPN:	8-12		
When Iowa has higher FG% than opponent:	102-15	On ESPN2:	8-10		
When opponent has higher FG%:	13-66	On ESPNU:	13-8		
When FG% is equal:	2-2	On FS1:	1-0		
When Iowa outrebounds opponent:	91-32	On Mediacom:	12-0		
When opponent has more rebounds:	23-49	On CBS SN:	1-1		
When rebounds are equal:	2-3	ON NBC SN:	2-1		
When Iowa shoots at least 80% from the line:	31-17	Most Points, First Half: 56 vs. Md. Eastern Shore, '13			
When Iowa shoots less than 80% from the line:	85-67	Fewest Points, First Half: 14 vs. Indiana, '13			
When opponent shoots at least 80% from the line:	21-18	Most Points Allowed, First Half: 55 vs. Michigan State, '12			
When opponent shoots less than 80% from the line:	96-66	Fewest Points Allowed, First Half: 12 vs. UNC Wilmington, '13			
When Iowa shoots more free throws than opponent:	96-34	Most Points, Second Half: 58 vs. SIU-Edwardsville, '10			
When opponent shoots more free throws:	14-47	Fewest Points, Second Half: 15 vs. Northern Iowa, '14			
When free throws attempts are equal:	6-3	Most Points Allowed, Second Half: 61 at Oregon, '12			
When Iowa has higher FT% than opponent:	80-36	Fewest Points Allowed, Second Half: 16 vs. UNI, '10			
When opponent has higher FT%:	34-46	Largest Halftime Advantage: 37 vs. Arkansas-Pine Bluff, '13			
When FT% is equal:	2-2	Largest Halftime Deficit: 22 at Michigan State, '12			
When Iowa shoots at least 50% from 3-point range:	14-6				
When Iowa shoots less than 50% from 3-point range:	101-79				
When opponent shoots at least 50% from 3-point range:	1-15				
When opponent shoots less than 50% from 3-point range:	115-69				
When Iowa has a higher 3-point FG% than opponent:	83-29				
When opponent has a higher 3-point FG%:	30-57				
When 3-point FG% is equal:	0-1				
When Iowa has more assists than opponent:	87-23				
When opponent has more assists:	24-55				
When assists are equal:	5-6				
When Iowa has fewer turnovers than opponent:	79-33				
When opponent has fewer turnovers:	31-42				
When turnovers are equal:	7-8				
When Iowa has more steals than opponent:	74-33				
When opponent has more steals:	34-43				
When steals are equal:	8-7				



# IOWA HAWKEYE BASKETBALL

## Iowa Superlatives Under McCaffery

### TEAM

#### Most Points Scored

1. 111 – SIU Edwardsville (11/26/10)
2. 109 -- Md. Eastern Shore (11/14/13)
3. 105 – Central Arkansas (12/19/11)
4. **103 -- Coppin State (11/15/15)**  
103 -- Abilene Christian (11/17/13)

#### Fewest Points Allowed

1. 36 -- Howard (11/15/12)
2. 39 -- UNC Wilmington (11/8/13)  
39 -- Northern Iowa (12/7/10)
4. 40 -- Louisiana Monroe (11/16/10)
5. 41 -- Abilene Christian (11/17/13)

#### Field Goals Made

1. 42 – Central Arkansas (12/19/11)
2. **40 -- Coppin State (11/15/15)**
3. 38 -- Abilene Christian (11/17/13)
4. 37 -- SIU Edwardsville (11/26/10)  
37 -- Oregon (3/18/12)

#### Field Goals Attempted

1. 79 – Oregon (3/18/12)
2. 76 -- Central Arkansas (12/19/11)  
76 -- South Dakota (12/4/12)
4. 74 -- Wisconsin (2/6/13)
5. **72 -- UMKC (12/5/15)**  
72 -- Coppin State (11/15/15)

#### Field Goal Percentage (20 Made)

1. .643 -- Maryland (2/8/15)
2. .630 -- Indiana (1/29/12)
3. .627 -- Michigan (2/5/15)
4. .623 -- Abilene Christian (11/17/13)
5. .617 -- Arkansas-Pine Bluff (12/22/13)

#### 3-Point Field Goals Made

1. 13 – Northern Illinois (11/17/11)
2. **12 -- UMKC (12/5/15)**  
12 -- Dayton (11/26/15)  
12 -- Marquette (11/19/15)  
12 -- Coppin State (11/15/15)  
12 -- Northern Iowa (12/15/12)
7. 11 -- Purdue (1/24/16)  
11 -- Rutgers (1/21/16)  
11 -- Tennessee Tech (12/22/15)  
11 -- Iowa State (12/10/15)  
11 -- Villanova (11/30/13)  
11 -- SC State (12/19/12)

#### 3-Point Field Goals Attempted

1. 30 -- Tennessee Tech (12/22/15)  
30 -- Longwood (11/29/14)
3. **29 -- Rutgers (1/21/16)**
4. **28 -- Coppin State (11/15/15)**  
28 -- Minnesota (2/13/11)

#### 3-Point FG Percentage (10 Made)

1. .619 (13-21) Northern Illinois (11/17/11)
2. .588 (10-17) Arkansas-Pine Bluff (12/22/13)  
.588 (10-17) Michigan (2/1/14)
4. .556 (10-18) SIUE (11/26/10)  
.556 (10-18) Wisconsin (2/23/12)

#### Free Throws Made

1. 38 -- Nebraska-Omaha (11/10/13)
2. 32 -- Md. Eastern Shore (11/14/13)
3. 31 -- Penn State (2/15/14)  
31 -- Wichita State (11/21/12)  
31 -- Penn State (1/31/13)  
31 -- Nebraska (1/5/15)

#### Free Throws Attempted

1. 49 -- Nebraska-Omaha (11/10/13)
2. 43 -- UM Eastern Shore (11/14/13)  
43 -- Michigan State (1/28/14)
4. 40 -- Penn (11/22/13)  
40 -- Penn State (2/15/14)

#### Free Throw Percentage (10 Made)

1. 1.000 (15-15) Virginia (3/27/13)
2. .929 (26-28) North Florida (12/22/14)
3. .926 (25-27) Penn State (2/28/15)
4. .923 (12-13) Iowa State (12/12/14)
5. .917 (11-12) Michigan St (3/15/13)

#### Most Rebounds

1. 57 -- Md. Eastern Shore (11/14/13)
2. 56 -- UNC Wilmington (11/8/13)  
56 -- Brown (12/3/11)  
56 -- SC State (12/19/12)
5. 54 -- Fairleigh Dickinson (12/9/13)  
54 -- Coppin State (12/22/12)

#### Most Assists

1. 32 -- Central Arkansas (12/19/11)
2. **31 -- Coppin State (11/15/15)**
3. 26 -- Northern Illinois (11/17/11)
4. 25 -- Abilene Christian (11/17/13)
5. 24 -- SIU Edwardsville (11/26/10)  
24 -- Md. Eastern Shore (11/14/13)

#### Most Steals

1. 19 – SIU Edwardsville (11/26/10)
2. 16 -- UMBC (12/6/14)
3. **14 -- Marquette (11/19/15)**  
14 -- Penn (11/22/13)  
14 -- Idaho St (12/4/10)  
14 -- Chicago St (11/11/11)
6. 13 -- Rutgers (2/19/15)  
13 -- IPFW (11/26/11)  
13 -- UT-Pan American (11/9/12)

#### Most Blocked Shots

1. 14 -- Drake (12/19/15)
2. 13 -- Illinois (3/5/13)
3. 12 -- UNC Wilmington (11/8/13)  
12 -- Northern Illinois (11/26/14)
5. 11 -- Michigan State (12/29/15)
6. 10 -- Penn State (2/15/14)  
10 -- UT-Pan American (11/9/12)

#### Fewest Turnovers

1. 3 -- Drake (12/19/15)
2. 4 -- Michigan (1/17/16)  
4 -- Northwestern (2/15/15)
4. 5 -- Davidson (3/20/15)  
5 -- Abilene Christian (11/17/13)  
5 -- Drake (12/7/13)  
5 -- UTEP (11/29/13)  
5 -- Purdue (3/2/14)  
5 -- Boise St (12/22/11)
10. 6 -- UMKC (12/5/15)  
6 -- Michigan (2/5/15)  
6 -- Northwestern (3/7/15)  
6 -- Penn State (2/15/14)  
6 -- Tennessee (3/19/14)  
6 -- Illinois (3/8/12)

### INDIVIDUAL

#### Most Points:

1. 33 -- Matt Gatens vs Wisconsin (2/23/12)
2. **32 -- Jarrod Uthoff vs. Iowa State (12/10/15)**
3. 31 -- Devyn Marble vs Oregon (3/18/12)  
30 -- Matt Gatens vs Indiana (2/19/12)  
30 -- Devyn Marble vs. UNI (12/15/12)  
30 -- Devyn Marble vs. Xavier (11/28/13)
7. **29 -- Peter Jok vs. Rutgers (1/21/16)**  
29 -- Aaron White vs. Illinois (2/25/15)

#### Field Goals Made

1. **12 -- Jarrod Uthoff vs. Iowa State (12/10/15)**
- 12 -- Matt Gatens vs Wisconsin (2/23/12)
3. 11 -- Aaron White vs. Davidson (3/20/15)  
11 -- Aaron White vs. Iowa State (12/13/13)
5. **10 -- 9x, last by Peter Jok vs. Rutgers (1/21/16)**

#### Field Goals Attempted

1. 24 -- Devyn Marble vs. Wisconsin (1/5/14)
2. 23 -- Devyn Marble vs. Xavier (11/28/13)  
23 -- Devyn Marble vs. Villanova (11/30/13)
4. 21 -- Matt Gatens vs. Minnesota (1/16/11)
5. **20 -- Jarrod Uthoff vs. Indiana (2/11/16)**  
20 -- Peter Jok vs. Rutgers (1/21/16)  
20 -- Jarrod Uthoff vs. Michigan (1/17/16)  
20 -- Jarrod Uthoff vs. Iowa State (12/10/15)  
20 -- Peter Jok vs. Florida State (12/3/15)

#### 3-Point FG Made

1. 7 -- Devyn Marble vs Oregon (3/18/12)  
7 -- Matt Gatens vs Wisconsin (2/23/12)  
7 -- Matt Gatens vs Indiana (2/19/12)
4. 6 -- Devyn Marble vs. SCSU (12/19/12)  
6 -- Devyn Marble vs. Michigan (2/8/14)  
6 -- Josh Oglesby at Indiana (1/12/12)

#### 3-Point Field Goals Attempted

1. **11 -- Peter Jok vs. Penn State (2/17/16)**  
11 -- Jarrod Uthoff vs. Northwestern (2/15/15)  
11 -- Josh Oglesby at Wisconsin (2/6/13)  
11 -- Matt Gatens vs Minnesota (2/13/11)
3. **10 -- 9x, last by Peter Jok vs. Tenn. Tech (12/22/15)**

#### Free Throws Made

1. 14 -- Roy Devyn Marble vs. UNI (12/15/12)  
14 -- Aaron White vs. Texas (11/20/14)
3. 13 -- Aaron White vs. Wisconsin (1/19/13)
4. 12 -- Devyn Marble vs. Indiana (12/31/12)  
12 -- Aaron White vs. Nebraska (1/5/15)  
12 -- Gabriel Olaseni vs. Nebraska (1/5/15)

#### Most Rebounds:

1. **18 -- Adam Woodbury vs. Wisconsin (2/24/16)**
2. 17 -- Aaron White vs. Iowa State (12/13/13)
3. 16 -- Gabriel Olaseni at Purdue (1/24/15)
4. **15 -- Jarrod Uthoff vs. Minnesota (2/14/16)**  
15 -- Adam Woodbury vs. Indiana (2/11/16)  
15 -- Adam Woodbury vs. Penn State (2/3/16)  
15 -- Aaron White vs. Omaha (11/10/13)  
15 -- Jarryd Cole vs. UNI (12/7/10)
9. **14 -- Adam Woodbury vs. Illinois (2/7/16)**  
14 -- Aaron White at Penn State (2/28/15)  
14 -- Melsahn Basabe vs Iowa St (12/10/10)

#### Most Assists

1. **12 -- Mike Gesell vs. Minnesota (2/14/16)**  
12 -- Mike Gesell vs. Coppin State (11/15/15)
2. 11 -- Devyn Marble vs. Wisconsin (2/22/14)  
11 -- Bryce Cartwright vs Dayton (3/13/12)
4. **10 -- Mike Gesell vs. Nebraska (1/5/16)**  
10 -- Mike Gesell vs. Tenn. Tech (12/22/15)  
10 -- Bryce Cartwright at Oregon (3/18/12)  
10 -- Bryce Cartwright vs Mich St (2/2/11)

#### Most Steals

1. 7 -- Eric May vs SIUE (11/26/10)
2. 6 -- Roy Devyn Marble vs. Penn (11/22/13)  
6 -- Eric May at Wake Forest (11/30/10)
4. 5 -- Jarryd Cole at Mich St (3/2/11)  
5 -- Matt Gatens vs Idaho St (12/4/10)  
5 -- Aaron White vs. North Florida (12/22/14)  
5 -- Mike Gesell at Penn State (2/28/15)

#### Most Blocks

1. 7 -- Melsahn Basabe vs. Iowa St (12/10/10)  
7 -- Gabriel Olaseni vs. Illinois (3/5/13)
3. **6 -- Jarrod Uthoff vs. Minnesota (2/14/16)**  
6 -- Jarrod Uthoff vs. Michigan State (12/29/15)  
6 -- Nicholas Baer vs. Drake (12/19/15)  
6 -- Melsahn Basabe vs Ohio St (1/4/11)
7. **5 -- 11x, last by Jarrod Uthoff vs. Penn State (2/3/16)**

# Game 1 - Iowa 76, Gardner-Webb 59

**Official Basketball Box Score -- Game Totals -- Final Statistics**  
Gardner-Webb vs Iowa  
11/13/15 8:30 p.m. at Carver-Hawkeye Arena - Iowa City, IA

## Gardner-Webb 59 • 0-1

##	Player	Total FG-FGA	3-Ptr FG-FGA	Rebounds		PF	TP	A	TO	Blk	Stl	Min.
				Off	Def							
20	Nelson, Tyrell	f 3-5	0-1	6-7	2 1 3	4	12	1	3	0	1	20
21	Aholode, Herve	f 0-0	0-0	0-0	2 3 5	1	0	1	0	0	1	11
04	McBride, Harold	g 3-10	1-5	3-4	0 1 1	2	10	2	3	0	1	28
05	Poston, Dylan	g 2-10	2-6	1-2	0 4 4	2	7	1	3	0	0	22
24	Ivey, Isaiah	g 3-9	1-3	2-2	2 7 9	3	9	1	2	0	0	34
00	Robateau, Jamaal	g 3-11	1-4	0-0	0 2 2	0	7	1	2	0	1	25
03	Rideau, Laquincy	g 2-7	0-2	1-2	1 1 2	4	5	2	1	0	3	17
11	Efianayi, David	g 2-5	1-2	0-0	1 2 3	1	5	1	1	0	0	17
14	Miller, Brandon	g 1-3	0-0	2-4	2 1 3	5	4	0	0	0	0	13
25	Laster, DJ	g 0-0	0-0	0-0	1 1 1	1	0	0	0	0	0	3
31	Niangane, L'Hassane	g 0-0	0-0	0-0	1 1 2	5	0	0	2	0	0	10
	Team				3 1 4							
	<b>Totals</b>	<b>19-60</b>	<b>6-23</b>	<b>15-21</b>	<b>14 25 39</b>	<b>28</b>	<b>59</b>	<b>10</b>	<b>17</b>	<b>0</b>	<b>7</b>	<b>200</b>

FG % 1st Half: 14-33 42.4% 2nd half: 5-27 18.5% Game: 19-60 31.7% Deadball Rebounds 3  
3FG % 1st Half: 4-12 33.3% 2nd half: 2-11 18.2% Game: 6-23 26.1%  
FT % 1st Half: 5-7 71.4% 2nd half: 10-14 71.4% Game: 15-21 71.4%

## Iowa 76 • 1-0

##	Player	Total FG-FGA	3-Ptr FG-FGA	Rebounds		PF	TP	A	TO	Blk	Stl	Min.
				Off	Def							
20	Uthoff, Jarrod	f 6-12	2-5	7-7	3 3 6	3	21	0	2	2	2	26
34	Woodbury, Adam	c 3-6	0-0	5-7	2 4 6	0	11	0	1	0	0	22
05	Clemmons, Anthony	g 1-7	0-3	6-8	0 2 2	2	8	2	3	0	0	33
10	Gesell, Mike	g 1-3	0-1	0-0	0 4 4	2	2	9	3	0	3	28
14	Jok, Peter	g 2-5	2-3	2-2	1 0 1	2	8	0	0	0	1	10
00	Wagner, Ahmad	g 3-4	0-0	0-1	6 2 8	0	6	0	0	2	0	9
01	Jones, Dale	g 1-4	1-4	0-0	0 4 4	3	3	0	0	0	0	10
02	Fleming, Andrew	g 0-1	0-0	1-2	0 1 1	1	1	0	1	0	0	4
11	Williams, Christian	g 0-0	0-0	0-0	1 2 3	0	0	0	1	0	0	3
23	Ukah, Okey	g 0-0	0-0	0-0	0 0 0	1	0	0	0	0	0	0+
24	Ellingson, Brady	g 2-6	0-4	0-0	0 1 1	3	4	0	1	0	1	23
25	Uhl, Dom	g 3-6	0-2	0-1	1 5 6	2	6	3	2	2	0	19
51	Baer, Nicholas	g 2-5	2-2	0-0	0 1 1	0	6	1	0	0	1	13
	Team				2 1 3							
	<b>Totals</b>	<b>24-59</b>	<b>7-24</b>	<b>21-28</b>	<b>16 30 46</b>	<b>19</b>	<b>76</b>	<b>15</b>	<b>14</b>	<b>6</b>	<b>8</b>	<b>200</b>

FG % 1st Half: 12-27 44.4% 2nd half: 12-32 37.5% Game: 24-59 40.7% Deadball Rebounds 1  
3FG % 1st Half: 2-9 22.2% 2nd half: 5-15 33.3% Game: 7-24 29.2%  
FT % 1st Half: 15-18 83.3% 2nd half: 6-10 60.0% Game: 21-28 75.0%

Officials: Chris Beaver, Kelly Pfeifer, Paul Szelc  
Technical fouls: Gardner-Webb-None. Iowa-None.  
Attendance: 14209  
Fouled Out - Gardner-Webb: Niangane (09:56), Miller (08:36)

Score by periods	1st	2nd	Total
Gardner-Webb	37	22	59
Iowa	41	35	76

Last FG - GWU 2nd-02:01, IOWA 2nd-00:45.  
Largest lead - GWU by 3 1st-06:37, IOWA by 18 2nd-04:56.

# Game 2 - Iowa 105, Coppin State 68

**Official Basketball Box Score -- Game Totals -- Final Statistics**  
Coppin State vs Iowa  
11/15/15 4:00 p.m. at Carver-Hawkeye Arena - Iowa City, IA

## Coppin State 68 • 0-2

##	Player	Total FG-FGA	3-Ptr FG-FGA	Rebounds		PF	TP	A	TO	Blk	Stl	Min.
				Off	Def							
12	Harris, Terry	f 5-14	2-4	4-8	4 7 11	1	16	0	2	0	2	30
54	Batts, Jerimyjah	c 0-1	0-0	1-2	1 0 1	4	1	0	0	0	0	9
01	Seymore, Trevon	g 0-2	0-0	2-3	1 3 4	3	2	3	1	0	2	20
10	Kessee, Christian	g 6-17	3-8	0-0	1 4 5	3	15	1	0	0	1	30
22	Shivers, Keith	g 2-9	0-4	0-0	1 0 1	0	4	0	1	0	0	14
02	Fejokwu, Lawrence	g 0-1	0-0	0-0	1 0 1	1	0	0	0	0	0	5
03	Treadwell, Josh	g 6-13	1-4	1-2	1 8 9	1	14	3	3	0	0	25
05	Sylvester, James	g 2-5	0-1	2-5	2 2 4	2	6	4	3	0	0	26
21	Brownlee, Lucian	g 2-4	2-3	0-0	0 0 0	4	6	1	2	0	0	15
24	Hicks, Izais	g 0-0	0-0	0-0	0 1 1	1	0	0	0	0	0	3
32	Murinda, Mufaro	g 1-8	0-4	2-2	1 3 4	0	4	1	0	0	1	23
	Team				1 2 3							
	<b>Totals</b>	<b>24-74</b>	<b>8-28</b>	<b>12-22</b>	<b>14 30 44</b>	<b>20</b>	<b>68</b>	<b>13</b>	<b>12</b>	<b>0</b>	<b>6</b>	<b>200</b>

FG % 1st Half: 9-39 23.1% 2nd half: 15-35 42.9% Game: 24-74 32.4% Deadball Rebounds 5  
3FG % 1st Half: 2-16 12.5% 2nd half: 6-12 50.0% Game: 8-28 28.6%  
FT % 1st Half: 2-7 28.6% 2nd half: 10-15 66.7% Game: 12-22 54.5%

## Iowa 103 • 2-0

##	Player	Total FG-FGA	3-Ptr FG-FGA	Rebounds		PF	TP	A	TO	Blk	Stl	Min.
				Off	Def							
20	Uthoff, Jarrod	f 6-10	1-3	0-0	0 7 7	1	13	0	1	3	0	18
25	Uhl, Dom	f 7-10	3-5	1-2	0 5 5	0	18	1	0	0	0	23
34	Woodbury, Adam	c 1-2	0-0	0-0	2 3 5	3	2	0	1	0	0	8
05	Clemmons, Anthony	g 3-7	0-2	1-2	1 1 2	0	7	5	0	1	0	13
10	Gesell, Mike	g 1-3	1-2	2-2	1 3 4	2	5	12	2	2	2	19
00	Wagner, Ahmad	g 2-4	0-0	2-2	2 2 4	5	6	1	0	0	2	18
01	Jones, Dale	g 6-9	4-6	0-0	1 6 7	1	16	2	2	1	0	22
02	Fleming, Andrew	g 2-7	1-5	0-0	1 5 6	1	5	4	3	0	0	22
03	Soukup, Michael	g 0-0	0-0	0-1	0 1 1	0	0	1	0	0	0	4
11	Williams, Christian	g 2-5	1-1	0-1	0 1 1	0	5	2	0	0	0	14
13	Soukup, Steven	g 0-2	0-0	0-0	0 2 2	1	0	1	0	0	0	4
23	Ukah, Okey	g 3-3	0-0	0-0	0 0 0	2	6	0	0	0	1	4
24	Ellingson, Brady	g 7-8	1-2	5-6	1 2 3	1	20	1	1	0	0	17
51	Baer, Nicholas	g 0-2	0-2	0-0	0 2 2	1	0	1	1	1	0	14
	Team				1 1 2							
	<b>Totals</b>	<b>40-72</b>	<b>12-28</b>	<b>11-20</b>	<b>10 41 51</b>	<b>18</b>	<b>103</b>	<b>31</b>	<b>11</b>	<b>6</b>	<b>5</b>	<b>200</b>

FG % 1st Half: 21-33 63.6% 2nd half: 19-39 48.7% Game: 40-72 55.6% Deadball Rebounds 1  
3FG % 1st Half: 6-13 46.2% 2nd half: 6-15 40.0% Game: 12-28 42.9%  
FT % 1st Half: 4-11 36.4% 2nd half: 7-9 77.8% Game: 11-20 55.0%

Officials: Lamont Simpson, Mark Whitehead, Lewis Garrison  
Technical fouls: Coppin State-None. Iowa-None.  
Attendance: 12350  
Fouled Out - Iowa: Wagner (04:57)

Score by periods	1st	2nd	Total
Coppin State	22	46	68
Iowa	52	51	103

Last FG - CSU 2nd-02:28, IOWA 2nd-00:41.  
Largest lead - CSU None, IOWA by 39 2nd-02:47.  
CSU led for 00:00. IOWA led for 39:43. Game was tied for 00:17.

# Game 3 - Iowa 89, Marquette 61

**Official Basketball Box Score -- Game Totals -- Final Statistics**  
Iowa vs Marquette  
11/19/15 8:15 p.m. at BMO Harris Bradley Center

## Iowa 89 • 3-0

##	Player	Total FG-FGA	3-Ptr FG-FGA	Rebounds		PF	TP	A	TO	Blk	Stl	Min.
				Off	Def							
20	Uthoff, Jarrod	f 6-11	2-3	1-2	0 4 4	1	15	3	1	1	0	25
34	Woodbury, Adam	c 4-6	0-0	2-2	1 6 7	1	10	2	0	0	2	21
05	Clemmons, Anthony	g 5-10	1-3	0-0	1 1 2	1	11	7	3	0	3	28
10	Gesell, Mike	g 5-11	1-1	0-0	0 3 3	1	11	4	0	0	4	28
14	Jok, Peter	g 7-12	4-6	2-2	0 3 3	3	20	3	2	0	1	18
00	Wagner, Ahmad	g 1-1	0-0	0-0	1 1 2	2	2	0	2	0	0	11
01	Jones, Dale	g 2-7	1-4	0-0	1 3 4	2	5	0	1	0	0	16
02	Fleming, Andrew	g 1-2	0-1	0-0	1 1 2	1	2	3	2	0	0	8
11	Williams, Christian	g 0-0	0-0	0-0	1 1 1	0	0	0	0	0	0	6
23	Ukah, Okey	g 0-0	0-0	0-0	0 0 0	0	0	0	0	0	0	2
24	Ellingson, Brady	g 1-2	1-2	0-0	1 1 2	1	3	1	0	0	1	14
25	Uhl, Dom	g 4-4	2-2	0-1	0 1 1	2	10	2	1	0	3	16
51	Baer, Nicholas	g 0-0	0-0	0-0	1 1 2	2	0	0	1	0	1	7
	Team				0 0 0							
	<b>Totals</b>	<b>36-66</b>	<b>12-22</b>	<b>5-7</b>	<b>7 26 33</b>	<b>17</b>	<b>89</b>	<b>25</b>	<b>12</b>	<b>2</b>	<b>14</b>	<b>200</b>

FG % 1st Half: 19-37 51.4% 2nd half: 17-29 58.6% Game: 36-66 54.5% Deadball Rebounds 1  
3FG % 1st Half: 7-14 50.0% 2nd half: 5-8 62.5% Game: 12-22 54.3%  
FT % 1st Half: 3-4 75.0% 2nd half: 2-3 66.7% Game: 5-7 71.4%

## Marquette 61 • 1-2

##	Player	Total FG-FGA	3-Ptr FG-FGA	Rebounds		PF	TP	A	TO	Blk	Stl	Min.
				Off	Def							
13	ELLENSON, Henry	f 1-8	0-4	1-2	2 6 8	1	3	3	3	0	0	31
40	FISCHER, Luke	c 4-4	0-0	0-0	1 1 2	5	8	1	1	0	0	16
01	WILSON, Duane	g 3-11	2-9	3-4	0 3 3	0	11	3	2	0	1	30
23	JOHNSON, Jajuan	g 5-10	0-1	1-2	0 2 2	1	11	1	1	1	1	28
25	CHEATHAM, Haanif	g 4-5	2-2	2-2	0 4 4	1	12	3	7	0	1	24
02	ANIM, Sacar	g 1-2	1-2	0-0	0 0 0	1	3	0	0	0	0	9
05	COHEN III, Sandy	g 3-8	1-5	1-2	0 4 4	3	8	0	3	1	1	26
12	HELDT, Matt	g 0-1	0-0	0-0	1 0 1	0	0	0	0	0	0	11
21	CARTER, Traci	g 1-5	1-4	2-2	0 1 1	2	5	1	1	0	1	13
22	ELLENSON, Wally	g 0-3	0-3	0-0	0 1 1	0	0	2	0	0	1	12
	Team				5 1 6							
	<b>Totals</b>	<b>22-57</b>	<b>7-30</b>	<b>10-14</b>	<b>9 23 32</b>	<b>14</b>	<b>61</b>	<b>14</b>	<b>19</b>	<b>2</b>	<b>6</b>	<b>200</b>

FG % 1st Half: 8-31 25.8% 2nd half: 14-26 53.8% Game: 22-57 38.6% Deadball Rebounds 4.1  
3FG % 1st Half: 2-19 10.5% 2nd half: 5-11 45.5% Game: 7-30 23.3%

## Game 5 - #17 Notre Dame 68, Iowa 62

Official Basketball Box Score -- Game Totals -- Final Statistics  
**NOTRE DAME vs Iowa**  
 11/27/15 7 p.m. at HP Field House (Lake Buena Vista, Fla.)

**NOTRE DAME 68 • 4-1**

#	Player	Total		3-Ptr		Rebounds			PF	TP	A	TO	Blk	Stl	Min
		FG-FGA	FT-FTA	FG-FGA	FT-FTA	Off	Def	Tot							
03	V.J. Beachem	r	6-13	4-9	0-1	1	4	5	0	16	1	1	0	0	36
30	Zach Augustine	r	2-6	0-0	0-1	3	8	11	4	4	2	2	2	0	26
35	Bonzie Colson	r	4-7	0-0	3-4	2	6	8	2	11	0	0	1	0	23
11	Demetrius Jackson	g	5-10	0-3	2-3	0	4	4	4	12	3	0	0	0	30
32	Steve Vasturia	g	4-11	1-7	2-2	2	2	4	3	11	3	3	0	0	38
04	Austin Torres		0-0	0-0	0-0	0	0	0	0	1	0	1	0	5	
04	Matt Ryan		3-5	2-4	3-4	0	2	2	2	11	1	1	0	1	26
05	Matt Farrell		1-3	1-2	0-0	0	1	1	0	3	2	0	0	0	16
Team							0	1	1						
Totals			25-55	8-25	10-15	8	28	36	15	68	13	7	4	1	200

FG % 1st Half: 14-30 46.7% 2nd half: 11-25 44.0% Game: 25-55 45.5% Deadball Rebounds 2  
 3FG % 1st Half: 6-15 40.0% 2nd half: 2-10 20.0% Game: 8-25 32.0%  
 FT % 1st Half: 5-7 71.4% 2nd half: 5-8 62.5% Game: 10-15 66.7%

**Iowa 62 • 3-2**

#	Player	Total		3-Ptr		Rebounds			PF	TP	A	TO	Blk	Stl	Min
		FG-FGA	FT-FTA	FG-FGA	FT-FTA	Off	Def	Tot							
20	Uthoff, Jarrod	r	8-16	2-5	2-3	2	6	8	1	20	0	0	2	1	34
34	Woodbury, Adam	c	7-9	0-0	0-0	4	6	10	4	14	0	1	1	1	24
05	Clemmons, Anthony	g	1-3	1-2	0-0	1	2	3	4	3	1	2	0	1	28
10	Gesell, Mike	g	5-15	0-3	4-6	2	1	3	1	14	9	1	0	1	37
14	Jok, Peter	g	3-15	2-9	0-0	1	3	4	2	8	3	1	0	0	33
00	Wagner, Ahmad		0-1	0-0	0-0	0	1	1	3	0	0	0	1	0	5
01	Jones, Dale		0-2	0-1	0-0	0	0	0	1	0	0	0	0	0	8
02	Fleming, Andrew		1-1	1-1	0-0	0	0	0	0	3	0	0	0	0	5
11	Williams, Christian		0-1	0-0	0-0	0	0	0	0	0	0	0	0	0	1
24	Ellingson, Brady		0-2	0-2	0-0	0	2	2	1	0	0	0	0	0	8
25	Uhl, Dom		0-0	0-0	0-0	0	1	1	0	0	0	1	0	0	9
51	Baer, Nicholas		0-1	0-1	0-0	2	1	3	2	0	0	0	2	0	8
Team							3	2	5						
Totals			25-66	6-24	6-9	15	25	40	19	62	13	7	6	4	200

FG % 1st Half: 11-33 33.3% 2nd half: 14-33 42.4% Game: 25-66 37.9% Deadball Rebounds 1  
 3FG % 1st Half: 4-16 25.0% 2nd half: 2-8 25.0% Game: 6-24 25.0%  
 FT % 1st Half: 1-3 33.3% 2nd half: 5-6 83.3% Game: 6-9 66.7%

Officials: Tim Nestor, Lamont Simpson, John Hughes  
 Technical fouls: NOTRE DAME-None. Iowa-None.  
 Attendance: 4508  
 AdvCo Invitational Game Seven

Score by periods				Points	In	Off	2nd	Fast	Bench
	1st	2nd	Total						
NOTRE DAME	39	29	68	26	22	11	10	0	14
Iowa	27	35	62	27	11	10	0	3	3

Last FG - ND 2nd-01:27, IOWA 2nd-00:11.  
 Largest lead - ND by 17 1st-02:20, IOWA by 7 1st-17:51.  
 ND led for 29:36. IOWA led for 09:25. Game was tied for 00:31.

## Game 6 - Iowa 84, #20 Wichita State 61

Official Basketball Box Score -- Game Totals -- Final Statistics  
**WICHITA STATE vs Iowa**  
 11/29/15 10 a.m. at HP Field House (Lake Buena Vista, Fla.)

**WICHITA STATE 61 • 2-4**

#	Player	Total		3-Ptr		Rebounds			PF	TP	A	TO	Blk	Stl	Min
		FG-FGA	FT-FTA	FG-FGA	FT-FTA	Off	Def	Tot							
00	KELLY, Rashard	r	0-4	0-0	0-0	2	1	3	0	0	0	1	0	0	11
32	McDUFFIE, Markis	r	3-10	1-4	2-2	1	0	1	1	9	2	1	0	1	26
21	WAMUKOTA, Bush	c	1-1	0-0	0-0	1	1	2	5	2	0	0	0	9	
03	WESSEL, Evan	g	1-4	0-3	0-0	0	1	1	1	2	0	0	0	23	
31	BAKER, Ron	g	2-9	1-4	2-2	0	3	3	1	7	4	4	0	0	36
01	BROWN, Zach		3-5	1-3	3-6	2	0	2	3	10	3	1	1	2	22
10	TAYLOR II, Ty		2-8	2-4	0-0	0	3	3	2	6	0	1	0	0	12
14	SIMON, John Robert		0-2	0-1	0-0	1	0	1	0	0	1	0	0	1	11
20	NURGER, Rauno		0-2	0-1	0-0	0	1	1	0	0	0	1	0	0	9
24	MORRIS, Shaquille		4-7	0-0	3-3	3	0	3	3	11	1	1	0	2	24
25	HAMILTON, Eric		5-7	1-2	3-3	2	3	5	0	14	1	1	0	0	17
Team							2	3	5						
Totals			21-59	6-22	13-17	14	16	30	17	61	11	11	1	6	200

FG % 1st Half: 8-25 32.0% 2nd half: 13-34 38.2% Game: 21-59 35.6% Deadball Rebounds 1  
 3FG % 1st Half: 3-9 33.3% 2nd half: 3-13 23.1% Game: 6-22 27.3%  
 FT % 1st Half: 2-3 66.7% 2nd half: 11-14 78.6% Game: 13-17 76.5%

**Iowa 84 • 4-2**

#	Player	Total		3-Ptr		Rebounds			PF	TP	A	TO	Blk	Stl	Min
		FG-FGA	FT-FTA	FG-FGA	FT-FTA	Off	Def	Tot							
20	Uthoff, Jarrod	r	9-15	2-5	2-2	1	6	7	1	22	1	1	5	2	37
34	Woodbury, Adam	c	4-7	0-0	7-10	5	2	7	2	15	2	3	0	0	33
05	Clemmons, Anthony	g	2-6	1-1	0-0	0	1	1	1	5	3	1	0	1	21
10	Gesell, Mike	g	4-7	1-2	5-6	0	5	5	1	14	9	3	0	0	37
14	Jok, Peter	g	3-9	0-4	6-6	2	4	6	3	12	0	1	0	0	19
00	Wagner, Ahmad		0-0	0-0	0-0	0	0	0	1	0	0	0	0	0	2
01	Jones, Dale		1-2	1-2	0-0	0	0	0	1	3	0	0	0	0	7
11	Williams, Christian		0-0	0-0	0-0	0	0	0	0	0	0	0	0	0	0+
24	Ellingson, Brady		2-2	1-1	0-0	0	2	2	3	5	0	0	0	0	11
25	Uhl, Dom		0-0	0-0	0-0	0	0	0	3	0	1	1	0	0	9
51	Baer, Nicholas		3-4	2-3	0-0	1	1	2	2	8	0	1	0	1	24
Team							2	6	8						
Totals			28-52	8-18	20-24	11	27	38	18	84	16	12	5	4	200

FG % 1st Half: 14-27 51.9% 2nd half: 14-25 56.0% Game: 28-52 53.8% Deadball Rebounds 1  
 3FG % 1st Half: 5-12 41.7% 2nd half: 3-6 50.0% Game: 8-18 44.4%  
 FT % 1st Half: 7-9 77.8% 2nd half: 13-15 86.7% Game: 20-24 83.3%

Officials: Rick Crawford, Jose Carrion, Jeff Pon  
 Technical fouls: WICHITA STATE-TEAM. Iowa-None.  
 Attendance:  
 AdvCo Invitational Game 9

Score by periods				Points	In	Off	2nd	Fast	Bench
	1st	2nd	Total						
WICHITA STATE	21	40	61	28	22	17	2	41	1
Iowa	40	44	84	26	17	2	16	16	1

Last FG - WSU 2nd-00:15, IOWA 2nd-01:24.  
 Largest lead - WSU None, IOWA by 31 2nd-13:07.  
 WSU led for 00:00. IOWA led for 39:40. Game was tied for 00:20.

## Game 7 - Iowa 78, Florida State 75 (OT)

Official Basketball Box Score -- Game Totals -- Final Statistics  
**Florida State vs Iowa**  
 12/02/15 8:20 p.m. at Carver-Hawkeye Arena - Iowa City, IA

**Florida State 75 • 4-2**

#	Player	Total		3-Ptr		Rebounds			PF	TP	A	TO	Blk	Stl	Min
		FG-FGA	FT-FTA	FG-FGA	FT-FTA	Off	Def	Tot							
15	Bojanovsky, Boris	c	3-5	0-0	5-6	6	5	11	2	11	3	0	1	0	31
04	Bacon, Dwayne	g	5-16	0-4	1-1	3	1	4	2	11	2	2	0	1	31
25	Beasley, Malik	g	8-17	2-6	2-2	2	6	8	4	20	5	1	0	0	29
02	Rathan-Mayes, Xavier	g	6-15	2-8	1-2	0	4	4	2	15	5	5	0	1	33
32	Brandon, Montay	g	1-3	0-0	2-2	2	6	8	4	4	0	2	0	0	32
00	Cofer, Phil		1-2	0-0	0-0	0	2	2	0	2	0	1	0	1	11
01	Bookert, Devon		2-7	1-5	0-0	0	1	1	3	5	6	1	0	2	27
03	Bell, Benji		0-1	0-0	0-0	0	0	0	0	0	0	1	0	0	5
14	Mann, Terance		1-4	0-0	1-2	3	2	5	2	3	0	0	1	0	15
23	Koumadje, Chris		0-0	0-0	0-0	0	0	0	1	0	0	0	0	0	1
21	Smith, Jarquez		2-6	0-0	0-0	1	3	4	2	4	0	1	0	0	10
Team							2	0	2						
Totals			29-76	5-23	12-15	19	30	49	22	75	16	14	2	5	225

FG % 1st Half: 14-39 35.9% 2nd half: 10-27 37.0% OT: 5-10 50.0% Game: 29-76 38.2% Deadball Rebounds 1  
 3FG % 1st Half: 1-10 10.0% 2nd half: 3-9 33.3% OT: 1-4 25.0% Game: 5-23 21.7%  
 FT % 1st Half: 3-3 100.0% 2nd half: 8-10 80.0% OT: 1-2 50.0% Game: 12-15 80.0%

**Iowa 78 • 5-2**

#	Player	Total		3-Ptr		Rebounds			PF	TP	A	TO	Blk	Stl	Min
		FG-FGA	FT-FTA	FG-FGA	FT-FTA	Off	Def	Tot							
20	Uthoff, Jarrod	r	5-14	1-4	4-5	3	5	8	1	15	3	0	4	0	39
34	Woodbury, Adam	c	3-5	0-0	5-5	5									

## Game 9 - Iowa 90, Western Illinois 56

Official Basketball Box Score -- Game Totals -- Final Statistics  
Western Illinois vs Iowa  
12/07/15 6 p.m. at Carver-Hawkeye Arena - Iowa City, IA

### Western Illinois 56 • 6-2

#	Player	Total			3-Ptr			Rebounds			PF	TP	A	TO	Bk	Stl	Min
		FG	FGA	FT	FTA	Off	Def	FT	FTA	Off							
32	Tate Stensgaard	f	5-7	0-0	1-3	4	1	5	4	11	0	2	0	0	0	22	
02	Brandon Gilbeck	c	0-4	0-0	0-0	0	5	5	0	1	2	1	0	0	21		
01	Jabari Sandifer	g	2-5	0-1	2-2	0	2	2	2	6	8	1	0	3	26		
14	J.C. Fuller	g	2-11	1-7	0-0	1	1	2	1	5	1	5	0	0	23		
31	Garret Covington	g	4-14	3-8	1-2	0	3	3	0	12	0	2	0	2	34		
10	Jamie Batish	g	1-4	1-4	0-0	0	3	3	0	3	0	0	0	0	15		
11	De'Angelo Bruster	g	0-1	0-0	0-0	1	0	1	0	0	1	2	0	0	7		
15	Dalan Ancrum	g	3-4	0-0	0-0	2	0	2	0	6	0	0	0	0	10		
22	Jalen Morgan	g	2-5	0-0	0-0	1	1	2	3	4	0	1	0	0	14		
24	James Claar	g	1-2	0-0	0-0	1	1	2	0	2	0	1	0	0	5		
30	Mike Miklusak	g	2-6	1-2	0-0	1	4	5	1	5	2	0	0	0	16		
33	Jalen Chapman	g	1-3	0-0	0-0	0	2	2	4	2	0	1	1	0	5		
44	Jordan Hughes	g	0-0	0-0	0-0	0	1	1	0	0	0	0	0	0	2		
	<b>Team</b>					0	0	0									
	<b>Totals</b>		23-66	6-22	4-7	11	24	35	20	56	13	16	2	5	200		

FG % 1st Half: 13-33 39.4% 2nd half: 10-33 30.3% Game: 23-66 34.8%  
3FG % 1st Half: 3-9 33.3% 2nd half: 3-13 23.1% Game: 6-22 27.3%  
FT % 1st Half: 3-4 75.0% 2nd half: 1-3 33.3% Game: 4-7 57.1%

### Iowa 90 • 7-2

#	Player	Total			3-Ptr			Rebounds			PF	TP	A	TO	Bk	Stl	Min
		FG	FGA	FT	FTA	Off	Def	Tot	Off	Def							
20	Uthoff, Jarrod	f	10-16	4-5	3-3	3	6	9	0	27	1	0	1	0	23		
34	Woodbury, Adam	c	4-6	0-0	2-2	3	1	4	1	10	1	1	0	1	18		
05	Clemmons, Anthony	g	3-7	1-2	2-2	0	2	2	2	9	6	1	1	3	29		
10	Gesell, Mike	g	1-3	0-0	0-1	1	3	4	1	2	7	4	1	1	22		
14	Jok, Peter	g	4-7	1-3	0-0	0	3	3	3	9	1	2	0	2	15		
00	Wagner, Ahmad	g	1-1	0-0	0-0	0	2	2	1	2	0	1	0	1	10		
02	Fleming, Andrew	g	2-5	1-2	0-0	0	0	0	0	5	2	0	0	0	14		
03	Soukup, Michael	g	0-1	0-1	0-0	0	0	0	0	0	0	0	0	0	4		
11	Williams, Christian	g	0-1	0-0	0-0	1	0	1	0	0	0	0	0	0	7		
13	Soukup, Steven	g	0-1	0-1	0-0	0	1	1	0	0	0	0	0	0	4		
23	Ukah, Okey	g	1-3	0-0	0-2	1	0	1	1	2	0	0	0	1	5		
24	Ellingson, Brady	g	2-4	1-3	2-3	0	3	3	1	7	1	1	0	0	17		
25	Uhl, Dom	g	4-8	2-4	5-6	1	3	4	1	15	0	0	3	1	19		
51	Baer, Nicholas	g	1-3	0-2	0-0	0	5	5	0	2	1	1	0	0	13		
	<b>Team</b>					2	4	6									
	<b>Totals</b>		33-66	10-23	14-19	12	33	45	11	90	20	11	6	10	200		

FG % 1st Half: 21-36 58.3% 2nd half: 12-30 40.0% Game: 33-66 50.0%  
3FG % 1st Half: 6-13 46.2% 2nd half: 4-10 40.0% Game: 10-23 43.5%  
FT % 1st Half: 5-8 62.5% 2nd half: 9-11 81.8% Game: 14-19 73.7%

Officials: Ray Perone, Brian Dorsey, Rob Riley  
Technical fouls: Western Illinois-None. Iowa-None.  
Attendance: 11395  
Fouled Out - Western Illinois: Gilbeck (04:34)

Score by periods	1st	2nd	Total
Western Illinois	32	24	56
Iowa	53	37	90

Points In Off 2nd Fast Bench  
IUW 28 7 15 2 22  
IOWA 40 24 11 10 33

Last FG - IUW 2nd-00:52, IOWA 2nd-02:20.  
Largest lead - IUW None, IOWA by 39 2nd-04:08.  
IUW led for 00:00. IOWA led for 39:53. Game was tied for 00:07.

Score tied - 0 times.  
Lead changed - 0 times.

## Game 11 - Iowa 70, Drake 64

Official Basketball Box Score -- Game Totals -- Final Statistics  
Drake vs Iowa  
12-19-15 3:31 p.m. at Wells Fargo Arena - Des Moines, Iowa

### Drake 64 • 4-7

#	Player	Total			3-Ptr			Rebounds			PF	TP	A	TO	Bk	Stl	Min
		FG	FGA	FT	FTA	Off	Def	Tot	Off	Def							
03	Woodward, Graham	* g	1-9	1-5	0-0	1	3	4	1	3	1	2	0	0	28		
11	Enevoled, Jacob	* g	1-2	0-0	0-0	3	1	4	0	2	0	0	1	0	15		
12	Timmer, Reed	* g	11-21	3-8	0-1	2	4	6	1	25	5	0	0	0	36		
23	Arongunde, Ore	* g	3-5	2-3	1-1	0	3	3	2	9	0	0	0	0	30		
31	Abrahamson, Kale	* g	4-11	3-6	3-4	2	5	7	3	14	2	0	0	0	29		
00	Rivers, C.J.	g	0-1	0-0	0-0	0	1	1	1	0	2	0	0	0	9		
01	Madison, Karl	g	0-1	0-0	0-0	0	0	0	1	0	0	3	0	0	4		
02	Wampler, Billy	g	2-5	1-2	0-0	0	1	1	1	5	2	2	1	0	13		
22	Schlatter, Casey	g	1-2	1-1	0-0	1	2	3	1	3	0	0	0	0	13		
35	McGlynn, Nick	g	0-2	0-0	1-2	0	2	2	1	1	1	0	0	0	12		
44	Olejniczak, Dominik	g	1-1	0-0	0-0	0	1	1	0	2	1	0	1	0	11		
	<b>Team</b>					6	1	7									
	<b>Totals</b>		24-60	11-26	5-8	15	24	39	12	64	14	11	3	0	200		

FG % 1st Half: 11-30 36.7% 2nd half: 13-30 43.3% Game: 24-60 40.0%  
3FG % 1st Half: 6-14 42.9% 2nd half: 5-12 41.7% Game: 11-26 42.3%  
FT % 1st Half: 2-3 66.7% 2nd half: 3-5 60.0% Game: 5-8 62.5%

### Iowa 70 • 8-3

#	Player	Total			3-Ptr			Rebounds			PF	TP	A	TO	Bk	Stl	Min
		FG	FGA	FT	FTA	Off	Def	Tot	Off	Def							
05	Clemmons, Anthony	* g	4-9	1-5	1-2	0	2	2	0	10	1	0	1	0	27		
10	Gesell, Mike	* g	7-8	2-2	1-2	0	3	3	0	17	4	0	1	0	34		
14	Jok, Peter	* g	2-10	0-4	0-0	0	2	2	2	4	2	0	0	0	23		
20	Uthoff, Jarrod	* g	4-8	0-2	2-2	0	3	3	3	10	0	1	5	0	21		
34	Woodbury, Adam	* g	2-5	0-0	0-0	1	0	1	1	4	1	1	0	1	12		
00	Wagner, Ahmad	g	0-0	0-0	0-0	1	1	2	0	0	0	0	1	0	9		
02	Fleming, Andrew	g	2-2	1-1	0-0	0	1	1	2	5	0	0	0	1	16		
24	Ellingson, Brady	g	2-8	1-2	2-2	2	6	8	1	7	2	0	0	1	28		
25	Uhl, Dom	g	5-10	3-5	0-0	3	4	7	3	13	2	0	6	1	30		
	<b>Team</b>					2	0	2									
	<b>Totals</b>		28-60	8-21	6-8	9	22	31	12	70	12	3	14	4	200		

FG % 1st Half: 11-28 39.3% 2nd half: 17-32 53.1% Game: 28-60 46.7%  
3FG % 1st Half: 3-11 27.3% 2nd half: 5-10 50.0% Game: 8-21 38.1%  
FT % 1st Half: 5-6 83.3% 2nd half: 1-2 50.0% Game: 6-8 75.0%

Officials: Kelly Pfeiffer, Bobby Daw, Toby Martinez  
Technical fouls: Drake-None. Iowa-None.  
Attendance: 15424  
Hy-Vee Big Four Classic  
Fouled Out: none

Score by periods	1st	2nd	Total
Drake	30	34	64
Iowa	30	40	70

Points In Off 2nd Fast Bench  
IUW 38 18 12 8 25  
IOWA 38 18 12 8 25

Last FG - DU 2nd-01:37, IOWA 2nd-00:30.  
Largest lead - DU by 6 1st-18:18, IOWA by 11 2nd-08:51.

Score tied - 6 times.  
Lead changed - 7 times.

## Game 10 - #2 Iowa State 83, Iowa 82

Official Basketball Box Score -- Game Totals -- Final Statistics  
Iowa vs Iowa State  
12-10-15 6:31 p.m. at Hilton Coliseum - Ames, Iowa

### Iowa 82 • 7-3

#	Player	Total			3-Ptr			Rebounds			PF	TP	A	TO	Bk	Stl	Min
		FG	FGA	FT	FTA	Off	Def	Tot	Off	Def							
05	Clemmons, Anthony	* g	3-6	1-4	0-0	0	4	4	0	7	4	2	1	1	36		
10	Gesell, Mike	* g	3-10	1-2	2-2	0	2	2	2	9	8	5	0	0	35		
14	Jok, Peter	* g	7-12	4-7	0-0	0	4	4	2	18	2	2	0	2	29		
20	Uthoff, Jarrod	* g	12-20	5-8	3-4	3	6	9	3	32	1	1	4	1	37		
34	Woodbury, Adam	* g	5-9	0-0	2-2	1	4	5	3	12	1	3	1	0	35		
24	Ellingson, Brady	g	0-1	0-1	0-0	0	0	0	0	0	2	0	0	0	4		
25	Uhl, Dom	g	0-3	0-2	2-2	3	3	6	4	2	0	1	0	0	17		
51	Baer, Nicholas	g	1-4	0-3	0-0	1	1	2	0	2	0	0	0	0	7		
	<b>Team</b>					3	2	5									
	<b>Totals</b>		31-65	11-27	9-10	11	26	37	14	82	18	17	6	4	200		

FG % 1st Half: 19-32 59.4% 2nd half: 12-33 36.4% Game: 31-65 47.7%  
3FG % 1st Half: 6-16 37.5% 2nd half: 5-11 45.5% Game: 11-27 40.7%  
FT % 1st Half: 5-6 83.3% 2nd half: 4-4 100.0% Game: 9-10 90.0%

### Iowa State 83 • 8-0

#	Player	Total			3-Ptr			Rebounds			PF	TP	A	TO
---	--------	-------	--	--	-------	--	--	----------	--	--	----	----	---	----

## Game 13 - Iowa 83, #1 Michigan State 70

Official Basketball Box Score -- Game Totals -- Final Statistics  
Michigan State vs Iowa  
12/29/15 8:05 p.m. at Carver-Hawkeye Arena - Iowa City, IA

Michigan State 70 • 13-1, 0-1

#	Player	Total		3-Ptr		Rebounds		PF	TP	A	TO	Blk	Stl	Min	
		FG-FGA	FT-FTA	Off	Def	Off	Def								Def Tot
10	Costello, Matt	f	6-8	0-0	5-6	3	4	7	2	17	2	2	1	0	23
15	Clark Jr., Marvin	f	3-7	1-3	0-1	3	3	6	0	7	1	1	0	3	14
05	Forbes, Bryn	g	1-5	0-3	1-2	0	3	3	4	3	1	2	0	1	28
11	Nairn Jr., Louraws	g	2-6	0-0	0-1	0	1	1	4	4	3	3	0	0	24
14	Harris, Eron	g	7-15	1-2	6-7	4	1	5	5	21	0	1	0	1	22
00	Ahrens, Kyle		0-1	0-1	0-0	0	0	0	2	0	1	0	0	0	2
02	Bess, Javon		1-6	0-0	0-0	3	0	3	0	2	0	1	0	0	11
03	Ellis III, Alvin		1-6	1-4	0-0	0	1	1	4	3	1	2	0	0	17
20	McQuaid, Matt		0-1	0-0	0-1	1	0	1	0	1	2	0	0	2	16
23	Davis, Deyonta		3-4	0-0	0-0	1	1	2	0	6	0	0	3	0	11
25	Goins, Kenny		3-3	0-0	0-0	1	4	5	1	6	0	0	1	0	13
30	Van Dyk, Matt		0-1	0-0	0-0	0	0	0	2	0	0	0	0	0	2
34	Schilling, Gavin		0-1	0-0	1-2	1	2	3	1	1	0	1	0	0	11
41	Wollenman, Colby		0-0	0-0	0-0	0	1	1	1	0	1	0	0	0	6
	Team					2	1	3			1				
	Totals		27-64	3-13	13-20	19	22	41	27	70	11	16	5	7	200

Iowa 83 • 10-3, 1-0

#	Player	Total		3-Ptr		Rebounds		PF	TP	A	TO	Blk	Stl	Min	
		FG-FGA	FT-FTA	Off	Def	Off	Def								Def Tot
14	Jok, Peter	f	5-12	3-5	6-8	2	1	3	4	19	4	1	0	3	29
20	Uthoff, Jarrod	f	4-11	1-3	1-1	1	4	5	4	10	1	8	6	0	26
34	Woodbury, Adam	c	4-6	0-0	0-0	2	3	5	4	8	0	0	0	0	22
05	Clemmons, Anthony	g	1-3	0-1	0-3	0	1	1	3	2	5	1	0	1	28
10	Gesell, Mike	g	7-10	0-0	11-13	0	3	3	3	25	3	1	0	2	33
00	Wagner, Ahmad		0-2	0-0	1-2	0	1	1	0	1	0	0	2	0	12
24	Ellingson, Brady		0-0	0-0	0-0	0	1	1	0	0	0	1	0	0	8
25	Uhl, Dom		2-5	1-1	2-2	1	2	3	0	7	1	0	1	1	21
51	Baer, Nicholas		4-7	1-3	2-2	2	3	5	2	11	1	0	2	1	21
	Team					4	4	8							
	Totals		27-56	6-13	23-31	12	23	35	20	83	15	12	11	8	200

Officials: Gene Steratore, D.J. Carstensen, Larry Sciroto  
Technical fouls: Michigan State-None. Iowa-None.  
Attendance: 15400  
Fouled Out - Michigan State: Harris (00:37)

Score by periods	1st	2nd	Total
Michigan State	23	47	70
Iowa	37	46	83

Last FG - MSU 2nd-00:56, IOWA 2nd-03:18.  
Largest lead - MSU None, IOWA by 19 2nd-10:59.  
MSU led for 00:00. IOWA led for 39:16. Game was tied for 00:44.

	In	Off	2nd	Fast	Bench
Points	44	16	18	4	18
MSU	30	21	15	3	19
IOWA					

Score tied - 0 times.  
Lead changed - 0 times.

## Game 15 - Iowa 77, Nebraska 66

Official Basketball Box Score -- Game Totals -- Final Statistics  
Nebraska vs Iowa  
01/05/16 8:05 p.m. at Carver-Hawkeye Arena - Iowa City, IA

Nebraska 66 • 8-8, 0-3

#	Player	Total		3-Ptr		Rebounds		PF	TP	A	TO	Blk	Stl	Min	
		FG-FGA	FT-FTA	Off	Def	Off	Def								Def Tot
12	Jacobson, Michael	f	1-3	0-0	0-0	1	2	3	3	2	0	0	1	0	16
31	Shields, Shavon	f	6-9	1-2	0-4	2	4	6	4	13	4	2	0	0	29
03	White III, Andrew	g	3-10	2-7	1-2	3	5	8	4	9	1	2	0	1	32
05	Watson Jr., Glynn	g	3-10	0-2	0-0	0	1	1	4	6	2	2	0	1	25
32	Parker, Benny	g	2-4	2-2	0-0	1	2	3	5	6	0	0	0	0	24
00	Webster, Tai		7-11	1-1	7-8	1	4	5	2	22	0	2	0	1	33
10	McVeigh, Jack		2-9	1-6	0-0	1	1	2	1	5	1	0	0	1	18
23	Fuller, Nick		0-0	0-0	0-0	0	0	0	0	0	0	0	0	0	0+
24	Hammond, Jake		0-0	0-0	0-0	0	1	1	0	0	0	0	0	0	3
30	Morrow Jr., Ed		1-2	0-0	1-2	1	2	3	2	3	0	0	1	0	20
	Team					1	1	2			1				
	Totals		25-58	7-20	9-16	11	23	34	26	66	8	9	2	4	200

Iowa 77 • 12-3, 3-0

#	Player	Total		3-Ptr		Rebounds		PF	TP	A	TO	Blk	Stl	Min	
		FG-FGA	FT-FTA	Off	Def	Off	Def								Def Tot
20	Uthoff, Jarrod	f	9-16	2-4	5-6	1	7	8	2	25	2	0	4	1	36
34	Woodbury, Adam	c	2-7	0-0	4-5	2	4	6	3	8	0	1	1	0	31
05	Clemmons, Anthony	g	0-3	0-2	0-0	0	1	1	1	0	0	0	0	0	17
10	Gesell, Mike	g	5-7	1-1	11-13	1	3	4	2	22	10	3	0	0	35
14	Jok, Peter	g	3-12	2-6	0-0	0	1	1	2	8	1	1	0	1	31
00	Wagner, Ahmad		0-0	0-0	0-0	0	1	1	0	0	0	0	0	0	4
24	Ellingson, Brady		1-2	0-1	0-0	0	0	0	1	2	0	0	0	0	6
25	Uhl, Dom		3-6	2-3	2-4	3	5	8	2	10	0	1	1	1	24
51	Baer, Nicholas		0-0	0-0	2-4	1	2	3	2	2	1	1	1	1	16
	Team					4	1	5							
	Totals		23-53	7-17	24-32	12	25	37	15	77	14	7	7	4	200

Officials: Mark Whitehead, John Gaffney, Bill Ek  
Technical fouls: Nebraska-None. Iowa-None.  
Attendance: 11736  
Fouled Out - Nebraska: Parker (01:23)

Score by periods	1st	2nd	Total
Nebraska	22	44	66
Iowa	31	46	77

Last FG - NEB 2nd-00:35, IOWA 2nd-04:19.  
Largest lead - NEB by 10 1st-15:18, IOWA by 16 2nd-04:19.  
NEB led for 10:29. IOWA led for 27:05. Game was tied for 02:09.

	In	Off	2nd	Fast	Bench
Points	30	9	7	4	30
NEB	20	11	8	5	14
IOWA					

Score tied - 2 times.  
Lead changed - 3 times.

## Game 14 - Iowa 70, #14 Purdue 63

Official Basketball Box Score -- Game Totals -- Final Statistics  
Iowa vs Purdue  
01/02/16 6:00 PM at West Lafayette, Ind. | Mackey Arena

Iowa 70 • 11-3, 2-0

#	Player	Total		3-Ptr		Rebounds		PF	TP	A	TO	Blk	Stl	Min	
		FG-FGA	FT-FTA	Off	Def	Off	Def								Def Tot
20	Uthoff, Jarrod	f	7-16	1-3	10-14	0	4	4	3	25	2	0	5	2	38
34	Woodbury, Adam	c	3-7	0-0	0-0	3	4	7	1	6	0	2	0	1	25
05	Clemmons, Anthony	g	3-9	2-4	0-0	0	1	1	3	8	3	1	0	4	30
10	Gesell, Mike	g	2-5	1-2	2-4	1	6	7	4	7	7	1	1	1	33
14	Jok, Peter	g	5-13	0-6	1-2	3	6	9	3	11	2	0	0	2	32
00	Wagner, Ahmad		0-0	0-0	0-0	0	0	0	0	0	0	1	0	0	3
24	Ellingson, Brady		0-0	0-0	0-0	0	0	0	0	1	0	0	1	0	8
25	Uhl, Dom		2-5	2-3	0-0	0	0	0	1	6	0	0	1	0	15
51	Baer, Nicholas		3-3	1-1	0-0	2	2	4	0	7	0	2	2	0	16
	Team					2	3	5			1				
	Totals		25-58	7-19	13-20	11	26	37	16	70	14	9	9	10	200

Purdue 63 • 13-2, 1-1

#	Player	Total		3-Ptr		Rebounds		PF	TP	A	TO	Blk	Stl	Min	
		FG-FGA	FT-FTA	Off	Def	Off	Def								Def Tot
12	Edwards, Vince	f	2-3	1-1	2-2	1	4	5	3	7	3	1	1	0	20
50	Swanigan, Caleb	f	3-10	0-0	2-2	3	2	5	2	6	2	3	0	0	22
44	Haas, Isaac	c	3-4	0-0	0-0	3	3	6	1	6	0	1	1	1	15
03	Thompson, P.J.	g	0-4	0-2	1-2	1	3	4	0	1	3	2	0	0	23
35	Davis, Rapheal	g	1-7	1-5	1-2	1	0	1	2	4	0	4	1	1	28
01	Hill, Johnny		1-6	0-1	2-2	2	0	2	3	4	2	0	0	0	17
14	Cline, Ryan		1-2	1-2	0-0	0	0	0	1	3	1	0	0	0	7
20	Hammons, A.J.		5-6	0-0	1-2	1	6	7	4	11	2	1	1	0	25
21	Stephens, Kendall		4-9	2-6	2-3	0	0	0	0	12	1	0	0	1	13
31	Mathias, Dakota		3-8	3-8	0-0	0	5	5	2	9	3	2	1	2	30
	Team					1	2	3							
	Totals		23-59	8-25	9-15	13	25	38	18	63	17	14	5	4	200

Officials: Bo Boroski, Paul Szele, Earl Walton  
Technical fouls: Iowa-None. Purdue-None.  
Attendance: 14846

Score by periods	1st	2nd	Total
Iowa	24	22	46
Purdue	37	26	63

Last FG - IOWA 2nd-01:11, PURDUE 2nd-02:09.  
Largest lead - IOWA by 8 2nd-00:21, PURDUE by 19 1st-02:21.  
IOWA led for 14:10. PURDUE led for 23:12. Game was tied for 02:25.

Score tied - 2 times.  
Lead changed - 4 times.

## Game 16 - Iowa 76, #4 Michigan State 59

Official Basketball Box Score -- Game Totals -- Final Statistics  
Iowa vs Michigan State  
1/14/16 7:01 pm at East Lansing, Mich. // Breslin Center

Iowa 76 • 13-3, 4-0 B1G

#	Player	Total		3-Ptr		Rebounds		PF	TP	A	TO	Blk	Stl	Min
		FG-FGA	FT-FTA	Off	Def									

### Game 17 - Iowa 82, Michigan 71

Official Basketball Box Score -- Game Totals -- Final Statistics  
Michigan vs Iowa  
01/17/16 3:35 p.m. at Carver-Hawkeye Arena - Iowa City, IA

Michigan 71 • 13-5, 3-2

#	Player	Total			3-Ptr			Rebounds			PF	TP	A	TO	Blk	Stl	Min
		FG-FGA	FG-FGA	FT-FTA	FG-FGA	FG-FGA	FT-FTA	Off	Def	Tot							
21	Irvine, Zak	f	3-8	1-2	4-5	1	7	8	1	11	5	3	0	0	0	30	
22	Robinson, Duncan	f	3-9	2-8	3-3	0	2	2	4	11	2	2	0	0	0	34	
34	Donnal, Mark	f	4-7	0-0	0-0	4	4	8	2	8	0	3	0	0	0	28	
10	Walton Jr., Derrick	g	5-14	3-11	3-4	1	3	4	2	16	6	1	0	0	0	36	
12	Abdur-Rahkman, M-A	g	3-5	1-1	0-0	1	2	3	0	7	4	3	2	0	0	33	
05	Wilson, D.J.	g	1-3	0-1	0-0	1	0	1	0	2	0	0	0	0	0	6	
11	Dakich, Andrew	g	0-0	0-0	0-0	0	0	0	1	0	0	0	0	0	0	3	
13	Wagner, Moritz	g	2-2	0-0	0-0	0	1	1	2	4	0	0	0	0	0	10	
24	Dawkins, Aubrey	g	4-6	3-5	1-2	0	2	2	1	12	1	1	1	1	1	18	
32	Doyle, Ricky	g	0-0	0-0	0-0	0	0	0	1	0	0	0	0	0	0	2	
	Team					2	2	4									
	Totals		25-54	10-28	11-14	10	23	33	14	71	18	13	3	1	200		

FG % 1st Half: 13-26 50.0% 2nd half: 12-28 42.9% Game: 25-54 46.3%  
3FG % 1st Half: 2-9 22.2% 2nd half: 8-19 42.1% Game: 10-28 35.7%  
FT % 1st Half: 5-8 62.5% 2nd half: 6-6 100.0% Game: 11-14 78.6%

Iowa 82 • 14-3, 5-0

#	Player	Total			3-Ptr			Rebounds			PF	TP	A	TO	Blk	Stl	Min
		FG-FGA	FG-FGA	FT-FTA	FG-FGA	FG-FGA	FT-FTA	Off	Def	Tot							
20	Uthoff, Jarrod	f	9-20	2-4	3-3	1	3	4	3	23	1	0	1	1	28		
34	Woodbury, Adam	c	5-7	0-0	2-2	0	4	6	1	12	2	0	0	1	28		
05	Clemmons, Anthony	g	2-6	1-4	0-0	0	1	1	2	5	6	2	1	1	30		
10	Gesell, Mike	g	1-4	0-2	2-2	2	3	5	1	4	7	0	1	2	33		
14	Jok, Peter	g	6-11	4-6	0-0	0	4	4	3	16	2	1	0	1	28		
00	Wagner, Ahmad	g	2-2	0-0	1-2	0	3	3	2	5	0	0	0	0	11		
24	Ellingson, Brady	g	0-0	0-0	0-0	0	0	0	0	0	0	0	0	0	2		
25	Uhl, Dom	g	4-6	2-2	0-0	1	1	2	0	10	0	0	0	1	20		
51	Baer, Nicholas	g	2-5	1-4	2-2	0	1	1	1	7	1	0	0	1	20		
	Team					1	0	1									
	Totals		31-61	10-22	10-11	7	20	27	13	82	19	4	3	8	200		

FG % 1st Half: 16-34 47.1% 2nd half: 15-27 55.6% Game: 31-61 50.8%  
3FG % 1st Half: 3-11 27.3% 2nd half: 7-11 63.6% Game: 10-22 45.5%  
FT % 1st Half: 3-3 100.0% 2nd half: 7-8 87.5% Game: 10-11 90.9%

Officials: Mike Eades, Larry Scrotto, Pat Driscoll  
Technical fouls: Michigan-None. Iowa-None.  
Attendance: 15400

Score by periods	1st	2nd	Total
Michigan	33	38	71
Iowa	38	44	82

Points	In	Off	2nd	Fast	Bench
MICH	24	6	12	0	18
IOWA	34	16	8	2	22

Last FG - MICH 2nd-02:56, IOWA 2nd-01:04.  
Largest lead - MICH by 2 2nd-15:24, IOWA by 12 1st-11:23.  
MICH led for 02:20. IOWA led for 35:56. Game was tied for 01:44.

Score tied - 1 time.  
Lead changed - 6 times.

### Game 18 - Iowa 90, Rutgers 76

Official Basketball Box Score -- Game Totals -- Final Statistics  
Iowa vs Rutgers  
01/21/16 7 p.m. at Piscataway, N.J. (The RAC)

Iowa 90 • 15-3, 6-0

#	Player	Total			3-Ptr			Rebounds			PF	TP	A	TO	Blk	Stl	Min
		FG-FGA	FG-FGA	FT-FTA	FG-FGA	FG-FGA	FT-FTA	Off	Def	Tot							
20	Uthoff, Jarrod	f	6-11	4-6	4-4	1	7	8	0	20	1	1	3	0	0	34	
34	Woodbury, Adam	c	3-5	0-0	6-6	4	7	11	3	12	1	1	2	1	22		
05	Clemmons, Anthony	g	8-12	2-6	2-3	0	3	3	2	20	5	0	0	1	34		
10	Gesell, Mike	g	0-5	0-1	0-1	0	3	3	1	0	9	3	0	1	33		
14	Jok, Peter	g	10-19	5-9	4-5	1	4	5	2	29	1	1	0	3	35		
00	Wagner, Ahmad	g	3-3	0-0	0-0	0	0	0	1	6	0	0	1	0	10		
11	Williams, Christian	g	0-2	0-1	0-0	0	0	0	0	0	0	0	0	0	3		
24	Ellingson, Brady	g	0-0	0-0	0-0	0	0	0	0	0	0	0	0	0	2		
25	Uhl, Dom	g	1-5	0-3	1-2	1	2	3	1	3	1	2	0	0	14		
51	Baer, Nicholas	g	0-3	0-3	0-0	2	0	2	1	0	1	0	0	1	13		
	Team					3	0	3									
	Totals		31-65	11-29	17-21	12	26	38	11	90	19	8	6	7	200		

FG % 1st Half: 16-33 48.5% 2nd half: 15-32 46.9% Game: 31-65 47.7%  
3FG % 1st Half: 5-15 33.3% 2nd half: 6-14 42.9% Game: 11-29 37.9%  
FT % 1st Half: 8-10 80.0% 2nd half: 9-11 81.8% Game: 17-21 81.0%

RUTGERS 76 • 6-14, 0-7

#	Player	Total			3-Ptr			Rebounds			PF	TP	A	TO	Blk	Stl	Min
		FG-FGA	FG-FGA	FT-FTA	FG-FGA	FG-FGA	FT-FTA	Off	Def	Tot							
01	Foreman, D.J.	f	3-6	0-0	2-3	4	5	9	4	8	0	0	1	0	29		
35	Lewis, Greg	f	3-7	0-0	1-2	2	2	4	1	7	0	0	1	0	24		
02	Daniels, Bishop	g	3-4	0-1	0-0	1	5	6	2	6	3	5	0	0	21		
03	Sanders, Corey	g	4-16	0-6	4-4	0	4	4	3	12	9	3	0	2	37		
05	Williams, Mike	g	7-15	3-8	0-1	0	4	4	2	17	1	1	0	1	29		
04	Laurent, Jonathan	g	6-10	0-0	2-2	1	2	3	4	14	1	0	1	1	29		
10	Goode, Justin	g	1-1	0-0	0-0	0	0	0	1	2	0	0	0	0	4		
31	Grier, Omari	g	4-5	1-2	1-1	0	2	2	1	10	3	0	1	0	27		
	Team					1	0	1									
	Totals		31-64	4-17	10-13	9	24	33	18	76	17	11	4	4	200		

FG % 1st Half: 16-34 47.1% 2nd half: 15-30 50.0% Game: 31-64 48.4%  
3FG % 1st Half: 0-6 0.0% 2nd half: 4-11 36.4% Game: 4-17 23.5%  
FT % 1st Half: 5-6 83.3% 2nd half: 5-7 71.4% Game: 10-13 76.9%

Officials: D.J. Carstensen, Donnie Eppley, John Gaffney  
Technical fouls: Iowa-Jok, Peter. RUTGERS-None.  
Attendance: 4209  
Iowa #4 Jok - Unsportsmanlike Class "B" Technical Foul

Score by periods	1st	2nd	Total
Iowa	45	45	90
RUTGERS	37	39	76

Points	In	Off	2nd	Fast	Bench
IOWA	38	14	17	9	26
RU	46	11	12	17	26

Last FG - IOWA 2nd-00:32, RU 2nd-01:20.  
Largest lead - IOWA by 19 2nd-07:23, RU by 1 1st-04:26.  
IOWA led for 42:26. RU led for 00:33. Game was tied for 01:51.

Score tied - 4 times.  
Lead changed - 2 times.

### Game 19 - Iowa 83, #22 Purdue 71

Official Basketball Box Score -- Game Totals -- Final Statistics  
Purdue vs Iowa  
01/24/16 12:05 p.m. at Carver-Hawkeye Arena - Iowa City, IA

Purdue 71 • 17-4, 5-3

#	Player	Total			3-Ptr			Rebounds			PF	TP	A	TO	Blk	Stl	Min
		FG-FGA	FG-FGA	FT-FTA	FG-FGA	FG-FGA	FT-FTA	Off	Def	Tot							
22	Edwards, Vince	f	8-14	2-2	1-1	1	7	8	3	19	2	2	0	3	33		
50	Swanigan, Caleb	f	2-9	0-2	1-1	1	7	8	4	5	2	1	1	0	25		
20	Hammons, A.J.	c	3-7	0-0	4-6	3	3	6	2	10	0	3	1	0	25		
01	Hill, Johnny	g	2-2	0-0	0-0	1	1	2	1	4	2	3	0	1	14		
35	Davis, Rapheal	g	2-7	1-2	1-3	2	2	4	4	6	3	4	0	2	31		
03	Thompson, P.J.	g	6-10	4-7	0-0	2	1	3	4	16	3	1	0	0	27		
14	Cline, Ryan	g	2-9	2-7	0-0	0	3	3	2	6	1	0	0	1	20		
31	Mathias, Dakota	g	2-5	0-0	0-0	0	0	0	2	4	2	2	0	1	17		
44	Haas, Isaac	g	0-1	0-3	1-4	1	1	2	2	1	0	1	0	0	8		
	Team					3	2	5									
	Totals		27-64	9-23	8-15	14	27	41	24	71	15	17	2	8	200		

FG % 1st Half: 13-28 46.4% 2nd half: 14-36 38.9% Game: 27-64 42.2%  
3FG % 1st Half: 6-11 54.5% 2nd half: 3-12 25.0% Game: 9-23 39.1%  
FT % 1st Half: 3-4 75.0% 2nd half: 5-11 45.5% Game: 8-15 53.3%

Iowa 83 • 16-3, 7-0

#	Player	Total			3-Ptr			Rebounds			PF	TP	A	TO	Blk	Stl	Min
		FG-FGA	FG-FGA	FT-FTA	FG-FGA	FG-FGA	FT-FTA	Off	Def	Tot							
20	Uthoff, Jarrod	f	7-13	4-5	4-4	0	3	3	2	22	3	0	1	0	34		
34	Woodbury, Adam	c	4-6	0-0	5-6	2	8	10	4	13	0	1	0	1	23		
05	Clemmons, Anthony	g	2-3	0-1	6-10	0	3	3	1	10	6	1	0	2	31		
10	Gesell, Mike	g	1-7	1-2	3-7	0	5	5	2	6	5	5	0	1	32		
14	Jok, Peter	g	6-12	1-4	0-1	0	1	1	4	13	0	2	1	3	30		
00	Wagner, Ahmad	g	0-0	0-0	0-0	0	2	2	2	0	0	0	1	0	7		
24	Ellingson, Brady	g	3-5	2-4	0-0	0	1	1	1	8	1	0	0	1	11		
25	Uhl, Dom	g	3-7	2-3	0-0	1	4	5	2	8	2	1	0	0	21		
51	Baer, Nicholas	g	1-1	1-1	0-0	1	0	1	2	3	0	1	1	1	11		
	Team					1	1	2									
	Totals		27-54	11-20	18-28	5	28	33	20	83	17	12	4	9	200		

FG % 1st Half: 12-29 41.4% 2nd half: 15-25 60.0% Game: 27-54 50.0%  
3FG % 1st Half: 6-12 50.0% 2nd half: 5-8 62.5% Game: 11-20 55.0%  
FT % 1st Half: 3-6 50.0% 2nd half: 15-22 68.2% Game: 18-28 64.3%

Officials: Bo Borowski, Gene Steratore, Mark Whitehead  
Technical fouls: Purdue-None. Iowa-None.  
Attendance: 15400

Score by periods	1st	2nd	Total
Purdue	35	36	71
Iowa	33	50	83

Points	In	Off	2nd	Fast	Bench
PURDUE	32	14	9	10	27
IOWA	34	24	5	11	19

Last FG - PURDUE 2nd-00:39, IOWA 2nd-05:10.  
Largest lead - PURDUE by 7 1st-05:29, IOWA by 19 2nd-07:37.  
PURDUE led for 12:00. IOWA led for 25:37. Game was tied for 02:23.

Score tied - 3 times.  
Lead changed - 6 times.

### Game 20 - #7 Maryland 74, Iowa 68

Official Basketball Box Score -- Game Totals -- Final Statistics  
Iowa vs Maryland Terrapins  
1/28/16 7 p.m. at XFINITY Center - College Park, Md.



## Game 21 - Iowa 85, Northwestern 71

Official Basketball Box Score -- Game Totals -- Final Statistics  
Northwestern vs Iowa  
01/31/16 2:05 p.m. at Carver-Hawkeye Arena - Iowa City, IA

Northwestern 71 • 15-8, 3-7

#	Player	Total		3-Ptr		Rebounds			PF	TP	A	TO	Blk	Stl	Min
		FG	FGA	FG	FGA	FT	FTA	Off							
34	Lumpkin, Sanjay	r	0-1	0-0	0-0	1	4	5	3	0	1	2	1	0	16
35	Falzon, Aaron	r	0-8	0-5	0-0	2	4	6	2	0	1	2	0	0	19
22	Olah, Alex	c	0-2	0-0	3-6	2	2	4	2	3	0	0	0	0	11
14	Demps, Tre	g	11-22	6-15	2-3	0	3	3	2	30	4	3	0	3	36
30	McIntosh, Bryant	g	2-6	0-1	0-0	0	2	2	2	4	6	1	0	0	36
01	van Zegeren, Joey	g	0-1	0-0	0-2	1	2	3	2	0	0	1	0	1	5
05	Pardon, Dererk	g	3-4	0-0	0-0	1	5	6	3	6	0	1	1	0	22
20	Lindsey, Scottie	g	5-9	3-4	2-2	0	0	0	4	15	0	2	0	1	26
23	Ash, Jordan	g	1-2	0-1	0-0	0	0	0	1	2	1	1	0	0	6
32	Taphorn, Nathan	g	1-3	1-3	0-0	1	1	2	1	3	0	2	0	0	11
44	Skelly, Gavin	g	3-4	1-1	1-1	3	2	5	5	8	0	0	1	0	12
	Team					2	1	3							
	Totals		26-62	11-30	8-14	13	26	39	27	71	13	16	3	5	200

FG % 1st Half: 9-31 29.0% 2nd half: 17-31 54.8% Game: 26-62 41.9%  
3FG % 1st Half: 5-17 29.4% 2nd half: 6-13 46.2% Game: 11-30 36.7%  
FT % 1st Half: 3-6 50.0% 2nd half: 5-8 62.5% Game: 8-14 57.1%

Iowa 85 • 17-4, 8-1

#	Player	Total		3-Ptr		Rebounds			PF	TP	A	TO	Blk	Stl	Min
		FG	FGA	FG	FGA	FT	FTA	Off							
20	Uthoff, Jarrod	r	8-16	2-5	5-5	3	3	6	1	23	0	0	3	2	30
34	Woodbury, Adam	c	0-2	0-0	0-0	1	8	9	3	0	1	1	0	0	14
05	Clemmons, Anthony	g	3-7	0-1	3-3	0	2	2	1	9	0	3	0	2	27
10	Gesell, Mike	g	1-6	0-1	2-2	1	3	4	1	4	2	0	1	2	25
14	Jok, Peter	g	6-10	4-7	10-12	0	5	5	1	26	1	0	0	1	22
00	Wagner, Ahmad	g	2-2	0-0	2-3	2	2	4	2	6	1	0	0	3	15
02	Fleming, Andrew	g	0-1	0-1	0-0	0	0	0	0	0	0	0	1	0	4
11	Williams, Christian	g	0-1	0-0	0-0	2	0	2	0	0	0	2	0	0	7
24	Ellingson, Brady	g	1-3	0-2	0-1	0	0	0	0	2	1	0	0	1	15
25	Uhl, Dom	g	1-5	0-1	6-10	1	0	1	1	8	2	2	0	1	24
51	Baer, Nicholas	g	3-6	1-1	0-0	0	1	1	1	7	0	0	0	1	17
	Team					3	3	6							
	Totals		25-59	7-19	28-36	13	27	40	11	85	10	10	4	12	200

FG % 1st Half: 14-32 43.8% 2nd half: 11-27 40.7% Game: 25-59 42.4%  
3FG % 1st Half: 4-12 33.3% 2nd half: 3-7 42.9% Game: 7-19 36.8%  
FT % 1st Half: 10-11 90.9% 2nd half: 18-25 72.0% Game: 28-36 77.8%

Officials: Brian Dorsey, John Gaffney, Earl Walton  
Technical fouls: Northwestern-Lindsey, Scottie. Iowa-None.  
Attendance: 15400  
Fouled Out - Northwestern: Skelly (00:59)

Score by periods	1st	2nd	Total
Northwestern	26	45	71
Iowa	42	43	85

Last FG - NU 2nd-00:47, IOWA 2nd-00:20.  
Largest lead - NU by 4 1st-11:58, IOWA by 29 2nd-06:56.  
NU led for 04:12. IOWA led for 32:18. Game was tied for 03:11.

Score tied - 5 times.  
Lead changed - 4 times.

## Game 22 - Iowa 73, Penn State 49

Official Basketball Box Score -- Game Totals -- Final Statistics  
Penn State vs Iowa  
02/03/16 6 p.m. at Carver-Hawkeye Arena - Iowa City, IA

Penn State 49 • 11-12, 2-8

#	Player	Total		3-Ptr		Rebounds			PF	TP	A	TO	Blk	Stl	Min
		FG	FGA	FG	FGA	FT	FTA	Off							
00	Banks, Payton	r	1-7	0-4	0-1	1	5	6	1	2	2	2	0	3	28
10	Taylor, Brandon	r	7-20	0-2	1-2	6	5	11	4	15	0	2	1	0	27
44	Moore, Julian	r	3-6	0-0	2-2	2	0	2	4	8	0	1	2	0	23
03	Foster, Devin	g	1-6	0-2	0-0	0	2	2	4	2	2	0	0	0	22
33	Garner, Shep	g	4-12	0-5	0-0	0	5	5	3	8	2	3	1	2	38
01	Zemgulis, Davis	g	2-6	1-3	1-1	0	1	1	1	6	0	0	0	1	26
05	Jack, Donovan	g	2-3	0-0	0-0	1	0	1	1	4	0	2	0	0	7
21	Washington, Isaiah	g	0-6	0-4	1-4	2	0	2	2	1	1	0	0	1	14
32	Dickerson, Jordan	g	1-3	0-0	1-2	2	3	5	3	3	1	0	2	0	15
	Team					3	2	5							
	Totals		21-69	1-20	6-12	17	23	40	23	49	8	10	6	7	200

FG % 1st Half: 11-37 29.7% 2nd half: 10-32 31.3% Game: 21-69 30.4%  
3FG % 1st Half: 1-8 12.5% 2nd half: 0-12 0.0% Game: 1-20 5.0%  
FT % 1st Half: 3-3 100.0 2nd half: 3-9 33.3% Game: 6-12 50.0%

Iowa 73 • 18-4, 9-1

#	Player	Total		3-Ptr		Rebounds			PF	TP	A	TO	Blk	Stl	Min
		FG	FGA	FG	FGA	FT	FTA	Off							
20	Uthoff, Jarrod	r	5-12	1-3	3-4	0	3	3	1	14	0	0	5	0	24
34	Woodbury, Adam	c	1-2	0-0	3-6	2	13	15	2	5	0	2	2	0	22
05	Clemmons, Anthony	g	4-8	0-3	4-4	1	5	6	2	12	4	1	0	1	24
10	Gesell, Mike	g	0-5	0-1	2-2	0	2	2	0	2	2	1	0	2	25
14	Jok, Peter	g	5-9	2-4	0-0	1	1	2	1	12	3	2	0	0	27
00	Wagner, Ahmad	g	2-2	0-0	4-5	1	4	5	5	8	0	1	1	0	18
02	Fleming, Andrew	g	0-1	0-0	0-0	0	0	0	0	0	1	1	0	0	4
11	Williams, Christian	g	0-0	0-0	0-0	0	0	0	0	0	0	0	0	0	1
03	Soukup, Steven	g	0-0	0-0	0-0	0	1	1	0	0	0	0	0	0	1
13	Ukah, Okey	g	0-0	0-0	0-0	0	0	0	0	0	0	0	0	0	2
24	Ellingson, Brady	g	0-1	0-1	0-0	0	1	1	3	0	1	0	0	0	9
25	Uhl, Dom	g	3-8	1-2	1-4	3	3	6	2	8	0	1	0	1	20
51	Baer, Nicholas	g	3-4	2-3	0-1	0	1	1	0	8	1	2	0	1	19
	Team					2	0	2							
	Totals		25-54	6-17	17-26	11	34	45	16	73	12	11	8	5	200

FG % 1st Half: 15-28 53.6% 2nd half: 10-26 38.5% Game: 25-54 46.3%  
3FG % 1st Half: 4-11 36.4% 2nd half: 2-6 33.3% Game: 6-17 35.3%  
FT % 1st Half: 11-16 68.8% 2nd half: 6-10 60.0% Game: 17-26 65.4%

Officials: Gene Steratore, Bo Boroski, Lewis Garrison  
Technical fouls: Penn State-None. Iowa-None.  
Attendance: 12596  
Fouled Out - Iowa: Wagner (02:25)

Score by periods	1st	2nd	Total
Penn State	26	23	49
Iowa	45	28	73

Last FG - PSU 2nd-00:27, IOWA 2nd-00:43.  
Largest lead - PSU None, IOWA by 28 2nd-08:04.  
PSU led for 00:00. IOWA led for 38:49. Game was tied for 01:11.

Score tied - 1 time.  
Lead changed - 0 times.

## Game 23 - Iowa 77, Illinois 65

Official Basketball Box Score -- Game Totals -- Final Statistics  
Iowa vs Illinois  
02/07/16 12 p.m. at State Farm Center; Champaign, Ill.

Iowa 77 • 19-4, 10-1

#	Player	Total		3-Ptr		Rebounds			PF	TP	A	TO	Blk	Stl	Min
		FG	FGA	FG	FGA	FT	FTA	Off							
20	Uthoff, Jarrod	r	7-17	1-4	3-4	4	8	12	1	18	2	0	2	0	35
34	Woodbury, Adam	c	5-6	0-0	0-0	5	9	14	1	10	4	2	0	0	30
05	Clemmons, Anthony	g	4-10	2-3	0-2	1	5	6	3	10	2	3	0	4	37
10	Gesell, Mike	g	3-6	0-0	2-2	0	1	1	2	8	1	1	0	1	31
14	Jok, Peter	g	7-18	3-7	6-6	2	3	5	1	23	2	2	0	2	31
00	Wagner, Ahmad	g	0-0	0-0	2-2	0	1	1	2	2	0	0	0	0	10
24	Ellingson, Brady	g	0-2	0-2	0-0	0	0	0	0	0	0	0	0	0	4
25	Uhl, Dom	g	1-4	1-2	0-0	0	2	2	1	3	0	0	0	0	15
51	Baer, Nicholas	g	1-2	1-2	0-0	0	1	1	1	3	0	0	0	0	7
	Team					0	1	1							
	Totals		28-65	8-20	13-16	12	31	43	12	77	11	9	2	7	200

FG % 1st Half: 13-32 40.6% 2nd half: 15-33 45.5% Game: 28-65 43.1%  
3FG % 1st Half: 4-11 36.4% 2nd half: 4-9 44.4% Game: 8-20 40.0%  
FT % 1st Half: 8-8 100.0 2nd half: 5-8 62.5% Game: 13-16 81.3%

Illinois 65 • 11-13, 3-8

#	Player	Total		3-Ptr		Rebounds			PF	TP	A	TO	Blk	Stl	Min
		FG	FGA	FG	FGA	FT	FTA	Off							
22	Morgan, Maverick	r	5-8	0-0	0-0	1	6	7	0	10	0	2	0	1	27
05	Lewis, Khalid	g	1-5	0-0	0-0	0	2	2	3	2	3	2	0	2	30
03	Coleman-Lands, Jalen	g	6-13	5-11	0-0	0	1	1	1	17	0	1	0	0	26
21	Hill, Malcolm	g	5-9	1-1	3-4	0	8	8	4	14	4	1	0	0	36
25	Nunn, Kendrick	g	2-13	0-7	2-2	0	3	3	2	6	2	1	0	0	26
00	Williams, D.J.	g	4-7	0-0	0-0	2	2	4	1	8	0	2	0	1	15
01	Tate, Jaylon	g	0-2	0-1	0-0	0	0	0	2	0	3	0	0	1	10
23	Jordan, Aaron	g	1-3	1-3	0-0	0	2	2	0	3	0	1	1	0	9
43	Finke, Michael	g	2-6	1-2	0-0	3	1	4	1	5	0	0	0	0	17
44	Austin, Alex	g	0-0	0-0	0-0	0	0	0	0	0	0	0	0	1	4
	Team					1	0	1							
	Totals		26-66	8-25	5-6	7	25	32	14	65	12	10	1	6	200

FG % 1st Half: 11-32 34.4% 2nd half: 15-34 44.1% Game: 26-66 39.4%  
3FG % 1st Half: 6-13 46.2% 2nd half: 2-12 16.7% Game: 8-25 32.0%  
FT % 1st Half: 1-2 50.0% 2nd half: 4-4 100.0% Game: 5-6 83.3%

Officials: D.J. Carstensen, Larry Sciroto, Pat Dirschel  
Technical fouls: Iowa-None. Illinois-None.  
Attendance: 13849

Score by periods	1st	2nd	Total
Iowa	38	39	77
Illinois	29	36	65

Last FG - IOWA 2nd-01:30, ILL 2nd-00:26.  
Largest lead - IOWA by 20 2nd-11:24, ILL by 3 1st-18:08.  
IOWA led for 36:50. ILL led for 01:18. Game was tied for

## Game 25 - Iowa 75, Minnesota 71

Official Basketball Box Score -- Game Totals -- Final Statistics  
Minnesota vs Iowa  
02/14/16 6:35 p.m. at Carver-Hawkeye Arena - Iowa City, IA

Minnesota 71 • 6-19, 0-13

#	Player	FG-FGA	3-Ptr	Rebounds			PF	TP	A	TO	Blk	Stl	Min		
				FG-FGA	3-Ptr	FT-FTA								Off	Def
03	Murphy, Jordan	f	4-9	0-0	3-4	3	3	6	4	11	0	2	0	0	27
23	Buggs, Charles	f	1-2	0-1	0-0	0	3	3	5	2	0	2	0	0	10
21	Konate, Bakary	c	2-3	0-0	1-3	2	7	9	4	5	0	1	1	0	30
01	McBrayer, Dupree	g	3-7	2-2	4-6	1	1	2	1	12	1	0	1	1	31
02	Mason, Nate	g	7-15	0-4	0-0	0	3	3	2	14	6	1	0	1	34
04	Dorsey, Kevin	g	3-7	1-2	2-2	1	2	3	1	9	2	1	1	0	19
11	Morris, Carlos	g	0-1	0-0	0-0	0	0	0	2	0	0	0	0	0	4
24	King, Joey	g	2-12	1-8	5-5	4	2	6	2	10	1	0	0	0	23
32	Gilbert, Ahmad	g	3-9	2-5	0-0	2	2	4	4	8	2	1	0	0	21
41	Diedhiou, Gaston	g	0-0	0-0	0-0	0	0	0	1	0	0	0	0	0	1
	Team					1	5	6							
	Totals		25-65	6-22	15-20	14	28	42	26	71	12	9	3	2	200

FG % 1st Half: 9-31 29.0% 2nd half: 16-34 47.1% Game: 25-65 38.5%  
3FG % 1st Half: 3-12 25.0% 2nd half: 3-10 30.0% Game: 6-22 27.3%  
FT % 1st Half: 7-10 70.0% 2nd half: 8-10 80.0% Game: 15-20 75.0%

Iowa 75 • 20-5, 11-2

#	Player	FG-FGA	3-Ptr	Rebounds			PF	TP	A	TO	Blk	Stl	Min		
				FG-FGA	3-Ptr	FT-FTA								Off	Def
20	Uthoff, Jarrod	f	8-19	1-7	7-9	2	13	15	3	24	0	3	6	0	37
34	Woodbury, Adam	c	0-0	0-0	1-2	0	5	5	4	1	1	1	0	0	22
05	Clemmons, Anthony	g	5-8	0-1	2-3	0	2	2	4	12	2	2	0	0	37
10	Gesell, Mike	g	1-8	1-2	2-2	0	2	2	2	5	12	0	0	0	32
14	Jok, Peter	g	8-14	4-8	7-8	0	1	1	2	27	1	2	0	2	34
00	Wagner, Ahmad	g	1-1	0-0	0-2	4	3	7	1	2	0	0	0	0	16
24	Ellingson, Brady	g	0-1	0-1	0-0	0	0	0	0	0	0	0	0	0	3
25	Uhl, Dom	g	1-6	0-0	2-4	0	2	2	2	4	0	0	1	0	10
51	Baer, Nicholas	g	0-0	0-0	0-0	3	0	3	3	0	1	0	0	0	9
	Team					1	0	1							
	Totals		24-57	6-19	21-30	10	28	38	21	75	17	8	7	2	200

FG % 1st Half: 12-30 40.0% 2nd half: 12-27 44.4% Game: 24-57 42.1%  
3FG % 1st Half: 4-11 36.4% 2nd half: 2-8 25.0% Game: 6-19 31.6%  
FT % 1st Half: 6-6 100.0% 2nd half: 15-24 62.5% Game: 21-30 70.0%

Officials: Terry Wymer, Bill Ek, Tim Clougherty  
Technical fouls: Minnesota-None. Iowa-None.  
Attendance: 15400  
Fouled Out - Minnesota: Buggs (00:01)

Score by periods	1st	2nd	Total
Minnesota	28	43	71
Iowa	34	41	75

Points	In	Off	2nd	Fast	Bench
MINN	Paint	T/O	Chance	Break	
IOWA	26	7	13	0	27
	26	10	0	9	6

Last FG - MINN 2nd-00:02, IOWA 2nd-01:17.  
Largest lead - MINN by 4 1st-05:01, IOWA by 10 2nd-15:07.  
MINN led for 05:45. IOWA led for 29:33. Game was tied for 04:42.

Score tied - 6 times.  
Lead changed - 4 times.

## Game 26 - Penn State 79, Iowa 75

Official Basketball Box Score -- Game Totals -- Final Statistics  
Iowa vs Penn State  
02/17/16 6:30 p.m. at Bryce Jordan Ctr (University Park, Pa.)

Iowa 75 • 20-6, 11-3

#	Player	FG-FGA	3-Ptr	Rebounds			PF	TP	A	TO	Blk	Stl	Min		
				FG-FGA	3-Ptr	FT-FTA								Off	Def
20	Uthoff, Jarrod	f	5-14	2-7	7-10	0	2	2	1	19	0	4	1	1	33
34	Woodbury, Adam	c	1-2	0-0	4-4	3	7	10	3	6	1	2	0	0	31
05	Clemmons, Anthony	g	2-5	0-1	2-4	0	2	2	4	6	4	1	0	0	33
10	Gesell, Mike	g	2-8	1-3	1-2	2	1	3	4	6	4	0	0	2	30
14	Jok, Peter	g	7-15	4-11	10-11	0	4	4	1	28	1	2	0	1	36
00	Wagner, Ahmad	g	0-1	0-0	0-0	0	3	3	3	0	0	1	1	0	11
11	Williams, Christian	g	0-0	0-0	0-0	0	0	0	1	0	0	0	0	0	0+
25	Uhl, Dom	g	2-3	0-0	0-2	1	3	4	2	4	0	1	0	0	14
51	Baer, Nicholas	g	2-3	1-2	1-2	2	1	3	1	6	1	1	0	1	12
	Team					3	0	3							
	Totals		21-51	8-24	25-35	11	23	34	20	75	11	13	2	5	200

FG % 1st Half: 10-26 38.5% 2nd half: 11-25 44.0% Game: 21-51 41.2%  
3FG % 1st Half: 2-9 22.2% 2nd half: 6-15 40.0% Game: 8-24 33.3%  
FT % 1st Half: 9-12 75.0% 2nd half: 16-23 69.6% Game: 25-35 71.4%

Penn State 79 • 13-13, 4-9

#	Player	FG-FGA	3-Ptr	Rebounds			PF	TP	A	TO	Blk	Stl	Min		
				FG-FGA	3-Ptr	FT-FTA								Off	Def
00	Banks, Payton	f	3-12	2-7	0-0	1	3	4	4	8	2	2	0	0	32
10	Taylor, Brandon	f	5-10	3-5	5-6	3	6	9	4	18	3	1	1	0	33
23	Dickerson, Jordan	c	2-2	0-0	0-0	4	3	7	4	4	0	3	0	1	18
32	Reaves, Josh	g	1-6	0-1	0-0	2	0	2	5	2	4	0	1	3	27
33	Garner, Shep	g	6-10	4-7	2-2	0	1	1	0	18	3	3	0	0	37
01	Zemgulis, Davis	g	0-0	0-0	0-0	0	0	0	0	0	0	0	0	0	1
05	Jack, Donovan	g	8-9	0-1	3-4	0	5	5	4	19	1	0	2	0	22
21	Washington, Isaiah	g	1-7	1-7	6-6	1	4	5	2	9	2	5	1	2	26
44	Moore, Julian	g	0-0	0-0	1-4	0	1	1	3	1	0	0	0	0	4
	Team					0	0	0							
	Totals		26-56	10-28	17-22	11	23	34	26	79	15	15	5	6	200

FG % 1st Half: 15-27 55.6% 2nd half: 11-29 37.9% Game: 26-56 46.4%  
3FG % 1st Half: 7-14 50.0% 2nd half: 3-14 21.4% Game: 10-28 35.7%  
FT % 1st Half: 1-3 33.3% 2nd half: 16-19 84.2% Game: 17-22 77.3%

Officials: Tom Eades, Mark Whitehead, Rob Kueneman  
Technical fouls: Iowa-None. Penn State-None.  
Attendance: 6590

Score by periods	1st	2nd	Total
Iowa	31	44	75
Penn State	38	41	79

Points	In	Off	2nd	Fast	Bench
IOWA	Paint	T/O	Chance	Break	
PSU	20	20	11	5	10
	28	8	8	0	29

Last FG - IOWA 2nd-00:07, PSU 2nd-01:36.  
Largest lead - IOWA by 8 1st-15:52, PSU by 9 2nd-01:06.  
IOWA led for 13:46. PSU led for 25:07. Game was tied for 01:07.

Score tied - 0 times.  
Lead changed - 1 time.

## Game 27 - Wisconsin 67, Iowa 59

Official Basketball Box Score -- Game Totals -- Final Statistics  
Wisconsin vs Iowa  
02/24/16 8:05 p.m. at Carver-Hawkeye Arena - Iowa City, IA

Wisconsin 67 • 18-10, 10-5

#	Player	FG-FGA	3-Ptr	Rebounds			PF	TP	A	TO	Blk	Stl	Min		
				FG-FGA	3-Ptr	FT-FTA								Off	Def
10	Hayes, Nigel	f	3-11	2-5	2-3	1	1	2	2	10	1	2	0	1	38
22	Happ, Ethan	f	2-4	0-0	1-2	2	4	6	4	5	2	3	1	3	28
30	Brown, Vitto	f	3-7	1-4	0-0	1	4	5	4	7	4	3	0	0	29
03	Showalter, Zak	g	3-6	1-3	0-1	1	5	6	3	7	2	0	0	1	19
24	Koenig, Bronson	g	4-6	4-6	3-5	0	0	0	2	15	4	1	0	0	36
11	Hill, Jordan	g	4-8	1-3	0-0	0	2	2	1	9	1	0	0	2	21
15	Thomas, Charlie	g	2-3	1-1	0-0	2	1	3	1	5	0	0	1	0	7
21	Iverson, Khalil	g	4-7	0-1	1-1	0	3	3	1	9	3	1	1	1	20
25	Ilikainen, Alex	g	0-0	0-0	0-0	0	0	0	2	0	0	0	0	0	2
	Team					1	2	3							
	Totals		25-52	10-23	7-12	8	22	30	20	67	17	11	4	8	200

FG % 1st Half: 14-27 51.9% 2nd half: 11-25 44.0% Game: 25-52 48.1%  
3FG % 1st Half: 4-9 44.4% 2nd half: 6-14 42.9% Game: 10-23 43.5%  
FT % 1st Half: 3-4 75.0% 2nd half: 4-8 50.0% Game: 7-12 58.3%

Iowa 59 • 20-7, 11-4

#	Player	FG-FGA	3-Ptr	Rebounds			PF	TP	A	TO	Blk	Stl	Min		
				FG-FGA	3-Ptr	FT-FTA								Off	Def
20	Uthoff, Jarrod	f	3-12	2-9	3-5	2	3	5	4	11	0	1	1	0	23
34	Woodbury, Adam	c	2-3	0-0	2-4	10	8	18	3	6	2	2	1	1	34
05	Clemmons, Anthony	g	4-10	0-1	5-8	2	0	2	4	13	2	3	0	0	34
10	Gesell, Mike	g	2-9	0-1	0-0	0	3	3	0	4	3	1	0	4	33
14	Jok, Peter	g	5-13	3-5	8-8	1	5	6	2	21	0	3	0	3	29
00	Wagner, Ahmad	g	0-1	0-0	0-0	0	0	0	1	0	0	0	0	0	5
24	Ellingson, Brady	g	0-1	0-0	0-0	0	0	0	0	0	0	0	0	0	5
25	Uhl, Dom	g	1-4	0-1	0-0	2	1	3	2	2	2	3	0	0	21
51	Baer, Nicholas	g	1-2	0-1	0-0	1	1	2	1	2	0	0	1	0	16
	Team					2	2	4							
	Totals		18-55	5-18	18-25	20	23	43	17	59	9	14	3	8	200

FG % 1st Half: 10-25 40.0% 2nd half: 8-30 26.7% Game: 18-55 32.7%  
3FG % 1st Half: 4-9 44.4% 2nd half: 1-11 9.1% Game: 5-18 27.8%  
FT % 1st Half: 10-12 83.3% 2nd half: 8-13 61.5% Game: 18-25 72.0%

Officials: Gene Steratore, Donnie Eppley, Rob Kueneman  
Technical fouls: Wisconsin-None. Iowa-None.  
Attendance: 15400

Score by periods	1st	2nd	Total
Wisconsin	35	32	67
Iowa	34	25	59

Points	In	Off	2nd	Fast	Bench
WIS	Paint	T/O	Chance	Break	
IOWA	28	13	10	4	23
	24	11	14	6	24

Last FG - WIS 2nd-01:15, IOWA 2nd-06:01.  
Largest lead - WIS by 8 2nd-01:04, IOWA by 6 2nd-18:04.  
WIS led for 17:48. IOWA led for 17:21. Game was tied for 04:51.

Score tied - 7 times.  
Lead changed - 11 times.

## Game 28 - Ohio State 68, Iowa 64

Official Basketball Box Score -- Game Totals -- Final Statistics  
Iowa vs Ohio State  
02/28/16 4:00 p.m. at Columbus, Ohio (Value City Arena)

Iowa 64 • 20-8, 11-5 B1G

#	Player	FG-FGA	3-Ptr	Rebounds			PF	TP	A	TO	Blk	Stl	Min
				FG-FGA	3-Ptr	FT-FTA							
20	Uthoff, Jarrod	f	5-14	1-4	5-6	0	4	4	0	16			

# Game 29 - #11 Indiana 81, #15 Iowa 78

Official Basketball Box Score -- Game Totals -- Final Statistics  
 Indiana vs Iowa  
 03/01/16 8:05 p.m. at Carver-Hawkeye Arena - Iowa City, IA

Indiana 81 • 24-6, 14-3

#	Player	Total			3-Ptr			Rebounds			PF	TP	A	TO	Blk	Stl	Min
		FG-FGA	FG-FGA	FT-FTA	FG-FGA	FG-FGA	FT-FTA	Off	Def	Tot							
05	Williams, Troy	f	6-11	1-3	2-5	1	6	7	4	15	2	1	0	1	27		
30	Hartman, Collin	f	1-2	0-1	2-2	1	0	1	5	4	3	0	0	1	18		
31	Bryant, Thomas	c	5-6	0-0	2-5	3	7	10	4	12	1	1	0	0	23		
02	Zeisloft, Nick	g	4-5	3-4	0-0	2	2	4	3	11	1	1	0	1	34		
11	Ferrell, Kevin Yogi	g	7-19	4-8	2-4	0	3	3	2	20	5	5	0	1	37		
00	Bielfeldt, Max		3-5	2-3	0-0	2	0	2	2	8	1	3	0	1	16		
03	Anunoby, OG		3-7	0-0	0-2	2	4	6	1	6	0	2	1	0	24		
13	Morgan, Juwan		1-3	1-2	2-2	0	5	5	3	5	0	0	1	0	14		
15	Niego, Harrison		0-1	0-1	0-0	0	0	0	1	0	0	0	0	0	7		
Team						0	1	1									
Totals			30-59	11-22	10-20	11	28	39	25	81	13	13	2	5	200		

FG % 1st Half: 18-30 60.0% 2nd half: 12-29 41.4% Game: 30-59 50.8% Deadball  
 3FG % 1st Half: 8-11 72.7% 2nd half: 3-11 27.3% Game: 11-22 50.0% Rebounds  
 FT % 1st Half: 3-4 75.0% 2nd half: 7-16 43.8% Game: 10-20 50.0% 4

Iowa 78 • 20-9, 11-6

#	Player	Total			3-Ptr			Rebounds			PF	TP	A	TO	Blk	Stl	Min
		FG-FGA	FG-FGA	FT-FTA	FG-FGA	FG-FGA	FT-FTA	Off	Def	Tot							
20	Uthoff, Jarrod	f	5-17	1-5	7-8	2	6	8	0	18	3	1	2	2	38		
34	Woodbury, Adam	c	1-1	0-0	2-5	7	4	11	3	4	1	2	0	1	22		
05	Clemmons, Anthony	g	5-15	2-5	2-4	0	2	2	4	14	4	1	0	0	31		
10	Gesell, Mike	g	3-5	1-1	0-0	0	1	1	5	7	6	2	0	0	21		
14	Jok, Peter	g	3-11	2-4	0-0	0	2	2	2	8	0	1	0	1	32		
00	Wagner, Ahmad		5-6	0-0	1-3	5	4	9	1	11	0	2	0	0	17		
11	Williams, Christian		2-6	0-1	4-5	3	0	3	1	8	1	0	0	2	12		
25	Uhl, Dom		0-3	0-0	2-2	1	2	3	1	2	0	0	0	0	14		
51	Baer, Nicholas		2-3	2-3	0-0	0	0	0	0	6	1	0	0	0	13		
Team						0	3	3									
Totals			26-67	8-19	18-27	18	24	42	17	78	16	9	2	6	200		

FG % 1st Half: 13-31 41.9% 2nd half: 13-36 36.1% Game: 26-67 38.8% Deadball  
 3FG % 1st Half: 4-6 66.7% 2nd half: 4-13 30.8% Game: 8-19 42.1% Rebounds  
 FT % 1st Half: 11-15 73.3% 2nd half: 7-12 58.3% Game: 18-27 66.7% 4

Officials: Mike Eades, Mark Whitehead, Tom Eades  
 Technical fouls: Indiana-None. Iowa-None.  
 Attendance: 15400  
 Fouled Out - Indiana: Hartman (03:59); Iowa: Gesell (00:27)

Score by periods	1st	2nd	Total
Indiana	47	34	81
Iowa	41	37	78

Points	In	Off	2nd	Fast	Bench
Paint	Paint	T/O	Chance	Break	
IND	34	18	14	9	19
IOWA	30	7	7	10	27

Last FG - IND 2nd-00:37, IOWA 2nd-00:09.  
 Largest lead - IND by 14 2nd-14:34, IOWA by 5 1st-17:22.  
 IND led for 31:22. IOWA led for 04:59. Game was tied for 03:33.

Score tied - 7 times.  
 Lead changed - 6 times.

# 2015-16 IOWA HAWKEYE RADIO/TV ROSTER




**#0**  
**AHMAD WAGNER**  
F, 6-5, 225, Fr.



**#1**  
**DALE JONES**  
F, 6-7, 220, Jr.



**#2**  
**ANDREW FLEMING**  
G, 6-5, 206, Fr.



**#3**  
**MICHAEL SOUKUP**  
G, 6-4, 165, Jr.



**#4**  
**ISAIAH MOSS**  
G, 6-5, 200, Fr.



**#5**  
**ANTHONY CLEMMONS**  
G, 6-2, 200, Sr.



**#10**  
**MIKE GESELL**  
G, 6-2, 190, Sr.



**#11**  
**CHRISTIAN WILLIAMS**  
G, 6-6, 200, Fr.



**#13**  
**STEVEN SOUKUP**  
G, 6-4, 175, Jr.




**#14**  
**PETER JOK**  
G, 6-6, 205, Jr.



**#20**  
**JARROD UTHOFF**  
F, 6-9, 221, Sr.



**#23**  
**OKEY UKAH**  
F, 6-7, 218, Sr.



**#24**  
**BRADY ELLINGSON**  
G, 6-4, 190, RS-Fr.




**#25**  
**DOM UHL**  
F, 6-9, 215, So.



**#30**  
**BRANDON HUTTON**  
F, 6-5, 218, Fr.



**#34**  
**ADAM WOODBURY**  
C, 7-1, 250, Sr.



**#51**  
**NICHOLAS BAER**  
F, 6-7, 200, RS-Fr.



**FRAN MCCAFFERY**  
Head Coach



**IOWA HAWKEYE BASKETBALL**  
**Iowa Combined Team Statistics (as of Feb 29, 2016)**  
**Conference games**

<b>RECORD:</b>	<b>OVERALL</b>	<b>HOME</b>	<b>AWAY</b>	<b>NEUTRAL</b>
ALL GAMES	11-5	7-1	4-4	0-0
CONFERENCE	11-5	7-1	4-4	0-0
NON-CONFERENCE	0-0	0-0	0-0	0-0

##	Player	gp-gs	min	avg	Total		3-Point		F-Throw		Rebounds			pf	dq	a	to	blk	stl	pts	avg	
					fg-fga	fg%	3fg-fga	3fg%	ft-fa	ft%	off	def	tot									
20	Uthoff, Jarrod	16-16	520	32.5	98-242	.405	29-82	.354	73-91	.802	22	82	104	6.5	28	0	16	20	41	12	298	18.6
14	Jok, Peter	16-16	479	29.9	94-203	.463	43-97	.443	63-74	.851	15	42	57	3.6	38	0	22	24	1	26	294	18.4
05	Clemmons, Anthony	16-16	490	30.6	54-117	.462	13-42	.310	28-49	.571	6	35	41	2.6	41	0	52	24	2	18	149	9.3
10	Gesell, Mike	16-16	493	30.8	46-120	.383	6-20	.300	48-64	.750	10	43	53	3.3	32	0	85	26	2	21	146	9.1
34	Woodbury, Adam	16-16	427	26.7	45-79	.570	0-0	.000	29-43	.674	55	103	158	9.9	46	1	15	24	7	7	119	7.4
25	Uhl, Dom	16-0	288	18.0	33-81	.407	15-29	.517	17-35	.486	20	34	54	3.4	22	0	10	15	4	6	98	6.1
51	Baer, Nicholas	16-0	227	14.2	22-45	.489	9-27	.333	8-13	.615	15	16	31	1.9	24	0	9	8	8	10	61	3.8
00	Wagner, Ahmad	16-0	152	9.5	12-21	.571	0-1	.000	10-17	.588	10	22	32	2.0	25	1	2	5	7	6	34	2.1
24	Ellingson, Brady	14-0	91	6.5	5-17	.294	2-13	.154	0-1	.000	0	4	4	0.3	6	0	3	5	0	2	12	0.9
11	Williams, Christian	6-0	21	3.5	2-6	.333	0-1	.000	0-0	.000	4	0	4	0.7	2	0	1	3	0	1	4	0.7
03	Soukup, Michael	1-0	1	1.0	0-0	.000	0-0	.000	0-0	.000	0	0	0	0.0	0	0	0	0	0	0	0	0.0
13	Soukup, Steven	1-0	1	1.0	0-0	.000	0-0	.000	0-0	.000	0	1	1	1.0	0	0	0	0	0	0	0	0.0
23	Ukah, Okey	1-0	2	2.0	0-0	.000	0-0	.000	0-0	.000	0	0	0	0.0	0	0	0	0	0	0	0	0.0
02	Fleming, Andrew	2-0	8	4.0	0-2	.000	0-1	.000	0-0	.000	0	0	0	0.0	0	0	1	1	1	0	0	0.0
Team											33	22	55				6					
Total.....		16	3200		411-933	.441	117-313	.374	276-387	.713	190	404	594	37.1	264	2	216	161	73	109	1215	75.9
Opponents.....		16	3200		410-965	.425	111-363	.306	174-252	.690	193	389	582	36.4	338	7	218	203	62	85	1105	69.1

<b>TEAM STATISTICS</b>	<b>IOWA</b>	<b>OPP</b>	<b>Date</b>	<b>Opponent</b>	<b>Score</b>	<b>Att.</b>
SCORING	1215	1105	* 12/29/15	MICHIGAN STATE	w 83-70	15400
Points per game	75.9	69.1	* 01/02/16	at Purdue	w 70-63	14846
Scoring margin	+6.9	-	* 01/05/16	NEBRASKA	w 77-66	11736
FIELD GOALS-ATT	411-933	410-965	* 01/14/16	at Michigan State	w 76-59	14797
Field goal pct	.441	.425	* 01/17/16	MICHIGAN	w 82-71	15400
3 POINT FG-ATT	117-313	111-363	* 01/21/16	at RUTGERS	w 90-76	4209
3-point FG pct	.374	.306	* 01/24/16	PURDUE	w 83-71	15400
3-pt FG made per game	7.3	6.9	* 01/28/16	at Maryland	L 68-74	17950
FREE THROWS-ATT	276-387	174-252	* 01/31/16	NORTHWESTERN	w 85-71	15400
Free throw pct	.713	.690	* 02/03/16	PENN STATE	w 73-49	12596
F-Throws made per game	17.3	10.9	* 02/07/16	at Illinois	w 77-65	13849
REBOUNDS	594	582	* 02/11/16	at Indiana	L 78-85	17472
Rebounds per game	37.1	36.4	* 02/14/16	MINNESOTA	w 75-71	15400
Rebounding margin	+0.8	-	* 02/17/16	at Penn State	L 75-79	6590
ASSISTS	216	218	* 02/24/16	WISCONSIN	L 59-67	15400
Assists per game	13.5	13.6	* 02/28/16	at Ohio State	L 64-68	15593
TURNOVERS	161	203				
Turnovers per game	10.1	12.7				
Turnover margin	+2.6	-				
Assist/turnover ratio	1.3	1.1				
STEALS	109	85				
Steals per game	6.8	5.3				
BLOCKS	73	62				
Blocks per game	4.6	3.9				
ATTENDANCE	116732	105306				
Home games-Avg/Game	8-14592	8-13163				
Neutral site-Avg/Game	-	0-0				

^ = Advocare Invitational - Orlando, Florida  
# = Hy-Vee Big Four Classic - Des Moines, Iowa  
\* = Conference game

<b>Score by Periods</b>	<b>1st</b>	<b>2nd</b>	<b>Totals</b>
Iowa	578	637	1215
Opponents	515	590	1105

**IOWA HAWKEYE BASKETBALL**  
**Iowa Combined Team Statistics (as of Feb 29, 2016)**  
**All games**

<b>RECORD:</b>	<b>OVERALL</b>	<b>HOME</b>	<b>AWAY</b>	<b>NEUTRAL</b>
ALL GAMES	20-8	13-1	5-5	2-2
CONFERENCE	11-5	7-1	4-4	0-0
NON-CONFERENCE	9-3	6-0	1-1	2-2

##	Player	gp-gs	min	avg	Total		3-Point		F-Throw		Rebounds			pf	dq	a	to	blk	stl	pts	avg			
					fg-fga	fg%	3fg-fga	3fg%	ft-fa	ft%	off	def	tot											
20	Uthoff, Jarrod	28-28	854	30.5	180-402	.448	55-138	.399	102-126	.810	44	135	179	6.4	47	0	30	32	76	22	517	18.5		
14	Jok, Peter	27-27	723	26.8	145-329	.441	67-162	.414	83-97	.856	22	67	89	3.3	62	0	39	37	1	39	440	16.3		
05	Clemmons, Anthony	28-28	827	29.5	94-206	.456	22-72	.306	44-72	.611	12	61	73	2.6	57	0	99	43	6	30	254	9.1		
10	Gesell, Mike	28-28	838	29.9	81-199	.407	14-37	.378	65-89	.730	14	78	92	3.3	54	0	169	53	5	38	241	8.6		
34	Woodbury, Adam	28-28	696	24.9	84-147	.571	0-0	.000	57-77	.740	84	149	233	8.3	70	1	26	38	9	14	225	8.0		
25	Uhl, Dom	28-1	500	17.9	64-147	.435	24-51	.471	32-55	.582	35	73	108	3.9	37	0	24	24	11	11	184	6.6		
01	Jones, Dale	6-0	78	13.0	12-30	.400	9-20	.450	0-0	.000	2	16	18	3.0	11	0	3	4	2	1	33	5.5		
51	Baer, Nicholas	28-0	406	14.5	48-96	.500	23-55	.418	8-13	.615	29	43	72	2.6	40	0	15	12	19	18	127	4.5		
24	Ellingson, Brady	26-0	246	9.5	28-61	.459	12-44	.273	7-10	.700	2	16	18	0.7	21	0	12	11	0	5	75	2.9		
00	Wagner, Ahmad	27-0	265	9.8	24-38	.632	0-1	.000	18-32	.563	25	41	66	2.4	46	2	6	9	12	9	66	2.4		
02	Fleming, Andrew	10-0	79	7.9	7-21	.333	3-12	.250	5-10	.500	2	7	9	0.9	6	0	11	9	1	0	22	2.2		
23	Ukah, Okey	7-0	20	2.9	4-7	.571	0-0	.000	0-2	.000	1	1	2	0.3	5	0	0	0	1	2	8	1.1		
11	Williams, Christian	15-0	66	4.4	4-16	.250	1-3	.333	2-3	.667	6	4	10	0.7	4	0	4	4	0	2	11	0.7		
03	Soukup, Michael	5-0	14	2.8	1-4	.250	1-3	.333	0-1	.000	0	1	1	0.2	0	0	2	0	0	0	3	0.6		
13	Soukup, Steven	5-0	13	2.6	0-4	.000	0-2	.000	0-0	.000	0	4	4	0.8	1	0	1	0	0	0	0	0.0		
Team											53	46	99											
Total.....		28	5625		776-1707	.455	231-600	.385	423-587	.721	331	742	1073	38.3	461	3	441	288	143	191	2206	78.8		
Opponents.....		28	5625		709-1720	.412	199-656	.303	303-441	.687	344	692	1036	37.0	550	12	373	369	84	147	1920	68.6		

<b>TEAM STATISTICS</b>	<b>IOWA</b>	<b>OPP</b>	<b>Date</b>	<b>Opponent</b>	<b>Score</b>	<b>Att.</b>
SCORING	2206	1920	11/13/15	GARDNER-WEBB	w 76-59	14209
Points per game	78.8	68.6	11/15/15	COPPIN STATE	w 103-68	12350
Scoring margin	+10.2	-	11/19/15	at Marquette	w 89-61	13297
FIELD GOALS-ATT	776-1707	709-1720	^ 11/26/15	vs DAYTON	L 77-82	4871
Field goal pct	.455	.412	^ 11/27/15	vs NOTRE DAME	L 62-68	4508
3 POINT FG-ATT	231-600	199-656	^ 11/29/15	vs WICHITA STATE	w 84-61	2031
3-point FG pct	.385	.303	12/02/15	FLORIDA STATE	Wot 78-75	11247
3-pt FG made per game	8.3	7.1	12/05/15	UMKC	w 95-75	11763
FREE THROWS-ATT	423-587	303-441	12/07/15	WESTERN ILLINOIS	w 90-56	11395
Free throw pct	.721	.687	12/10/15	at Iowa State	L 82-83	14384
F-Throws made per game	15.1	10.8	# 12/19/15	vs Drake	w 70-64	15424
REBOUNDS	1073	1036	12/22/15	TENNESSEE TECH	w 85-63	14432
Rebounds per game	38.3	37.0	* 12/29/15	MICHIGAN STATE	w 83-70	15400
Rebounding margin	+1.3	-	* 01/02/16	at Purdue	w 70-63	14846
ASSISTS	441	373	* 01/05/16	NEBRASKA	w 77-66	11736
Assists per game	15.8	13.3	* 01/14/16	at Michigan State	w 76-59	14797
TURNOVERS	288	369	* 01/17/16	MICHIGAN	w 82-71	15400
Turnovers per game	10.3	13.2	* 01/21/16	at RUTGERS	w 90-76	4209
Turnover margin	+2.9	-	* 01/24/16	PURDUE	w 83-71	15400
Assist/turnover ratio	1.5	1.0	* 01/28/16	at Maryland	L 68-74	17950
STEALS	191	147	* 01/31/16	NORTHWESTERN	w 85-71	15400
Steals per game	6.8	5.3	* 02/03/16	PENN STATE	w 73-49	12596
BLOCKS	143	84	* 02/07/16	at Illinois	w 77-65	13849
Blocks per game	5.1	3.0	* 02/11/16	at Indiana	L 78-85	17472
ATTENDANCE	192128	159821	* 02/14/16	MINNESOTA	w 75-71	15400
Home games-Avg/Game	14-13723	10-13299	* 02/17/16	at Penn State	L 75-79	6590
Neutral site-Avg/Game	-	4-6708	* 02/24/16	WISCONSIN	L 59-67	15400
			* 02/28/16	at Ohio State	L 64-68	15593

<b>Score by Periods</b>	<b>1st</b>	<b>2nd</b>	<b>OT</b>	<b>Totals</b>
Iowa	1076	1115	15	2206
Opponents	881	1027	12	1920

^ = Advocare Invitational - Orlando, Florida  
# = Hy-Vee Big Four Classic - Des Moines, Iowa  
\* = Conference game