

2008-2009 STATISTICS

SEASON REVIEW

OVERALL GAMES: (WON 15, LOST 17)

PLAYER	G-GS	FG-FGA	PCT	3-PT.		FT-FTA	PCT	REB	AVG	PF-D	AST	TO	BK	ST	PTS	AVG	MIN
				FG-FGA	PCT												
Kelly	32-24	130-291	.447	46-126	.365	66-79	.835	106	3.3	87-4	98	88	10	33	372	11.6	985
Gatens	32-32	109-258	.422	52-129	.403	75-83	.904	121	3.8	82-2	71	51	10	26	345	10.8	1087
Peterson	25-25	81-180	.450	23-58	.397	80-97	.825	59	2.4	47-2	106	79	1	30	265	10.6	824
Tucker	14-8	49-112	.438	38-89	.427	9-12	.750	42	3.0	13-0	8	13	0	7	145	10.4	295
Tate	23-18	58-87	.667	0-0	.000	45-64	.703	131	5.7	56-1	4	28	13	18	161	7.0	505
Bawinkel	32-9	52-144	.361	51-139	.367	0-0	.000	51	1.6	26-0	18	12	0	4	155	4.8	700
Davis	30-11	42-123	.341	17-69	.246	33-44	.750	89	3.0	48-0	49	34	2	8	134	4.5	618
Palmer	19-5	25-53	.472	8-21	.381	20-29	.690	38	2.0	22-0	0	9	6	1	78	4.1	187
Fuller	32-19	48-132	.364	22-74	.297	11-25	.440	85	2.7	56-1	13	34	9	12	129	4.0	551
Cole	32-9	46-68	.676	0-0	.000	25-41	.610	95	3.0	70-1	4	29	8	10	117	3.7	556
Brommer	20-0	9-17	.529	0-0	.000	5-22	.227	23	1.2	29-1	2	7	9	2	23	1.2	179
Angle	5-0	1-4	.250	1-4	.250	0-0	.000	2	0.4	1-0	2	2	0	1	3	0.6	13
TEAM								86	2.7	15							
IOWA	32	650-1469	.442	258-709	.364	369-496	.744	928	29.0	537-12	375	401	68	152	1927	60.2	6500
OPP.	32	682-1570	.434	199-563	.353	345-503	.686	943	29.5	540-13	384	355	84	171	1908	59.6	6500

SCORE BY PERIODS:	1	2	OT1	OT2	TOTAL
Iowa	837	1044	35	11	1927
Opponents	882	1002	21	3	1908

BIG TEN GAMES ONLY: (WON 5, LOST 13)

PLAYER	G/GS	FG-FGA	PCT	3-PT.		FT-FTA	PCT	REB	AVG	PF/D	AST	TO	BK	ST	PTS	AVG	MIN
				FG-FGA	PCT												
Kelly	18-18	86-192	.448	32-83	.386	34-41	.829	67	3.7	56-3	58	60	6	15	238	13.2	629
Gatens	18-18	66-160	.413	31-86	.360	48-55	.873	68	3.8	53-0	32	24	8	14	211	11.7	660
Peterson	12-12	42-104	.404	14-38	.368	41-52	.788	31	2.6	22-0	59	45	1	14	139	11.6	433
Tate	9-5	19-27	.704	0-0	.000	19-26	.731	39	4.3	21-1	2	12	2	5	57	6.3	178
Palmer	11-5	21-45	.467	6-16	.375	16-25	.640	30	2.7	20-0	0	9	6	1	64	5.8	160
Cole	18-8	39-56	.696	0-0	.000	18-29	.621	74	4.1	42-0	3	22	7	7	96	5.3	409
Bawinkel	18-8	32-94	.340	31-89	.348	0-0	.000	38	2.1	19-0	12	10	0	2	95	5.3	481
Tucker	4-0	4-13	.308	3-9	.333	4-6	.667	6	1.5	2-0	2	1	0	1	15	3.8	42
Fuller	18-10	24-69	.348	14-47	.298	4-10	.400	42	2.3	30-0	6	18	4	5	66	3.7	305
Davis	16-6	19-66	.288	8-38	.211	9-13	.692	53	3.3	27-0	24	19	0	4	55	3.4	331
Brommer	9-0	2-4	.500	0-0	.000	2-6	.333	8	0.9	11-0	1	5	5	1	6	0.7	68
Angle	1-0	0-0	.000	0-0	.000	0-0	.000	0	0.0	0-0	0	1	0	0	0	0.0	4
TEAM								59	3.3	8							
IOWA	18	354-830	.427	139-406	.342	195-263	.741	515	28.6	303-4	199	234	39	69	1042	57.9	3700
OPP.	18	405-907	.447	123-340	.362	192-274	.701	549	30.5	297-9	243	188	53	98	1125	62.5	3700

SCORE BY PERIODS:	1	2	OT1	OT2	TOTAL
Iowa	440	556	35	11	1042
Opponents	503	598	21	3	1125

2008-2009 RESULTS

SEASON REVIEW

OVERALL: 15-17;

BIG TEN: 5-13;

HOME: 13-4;

AWAY: 1-11;

NEUTRAL: 1-2

	DATE	OPPONENT	RESULT	ATTEND.	TOP SCORER	TOP REBOUNDER
	Nov. 15	Charleston Southern	W, 68-48	9,070	Matt Gatens, 15	Cyrus Tate, 12
	Nov. 17	Texas-San Antonio	W, 73-67	8,051	Cyrus Tate, 18	Tate/Gatens, 5
	Nov. 20	at The Citadel	W, 70-48	2,024	Anthony Tucker, 21	Fuller/Tate, 5
%	Nov. 23	Oakland University	W, 66-57	8,079	Anthony Tucker, 19	Cyrus Tate, 13
%	Nov. 25	SE Missouri State	W, 75-41	8,184	Anthony Tucker, 14	Anthony Tucker, 10
@	Nov. 28	West Virginia (n)	L, 68-87	5,000	Anthony Tucker, 24	Cyrus Tate, 5
@	Nov. 29	Kansas State (n)	W, 65-63	5,500	Jeff Peterson, 18	Tucker/Fuller/Tate, 7
	Dec. 2	at Boston College	L, 55-57	4,084	Bawinkel/Gatens, 12	Cyrus Tate, 7
	Dec. 5	Bryant University	W, 61-36	8,711	Matt Gatens, 19	Cyrus Tate, 12
	Dec. 9	Northern Iowa	W, 65-46	9,435	Jake Kelly, 19	Cyrus Tate, 6
	Dec. 12	Iowa State	W, 73-57	12,125	Jeff Peterson, 17	Cyrus Tate, 6
	Dec. 20	at Drake	L, 43-60	7,152	Anthony Tucker, 12	Jarryd Cole, 5
	Dec. 27	Western Illinois	W, 58-43	9,941	Davis/Kelly, 13	Matt Gatens, 10
*	Dec. 31	at Ohio State	L, 65-68	14,946	Matt Gatens, 22	Matt Gatens, 5
*	Jan. 3	Indiana	W, 65-60	11,161	Cyrus Tate, 22	Cyrus Tate, 11
*	Jan. 8	Minnesota	L, 49-52	9,663	Jeff Peterson, 16	Jermain Davis, 8
*	Jan. 11	at Michigan	L, 49-64	11,835	Matt Gatens, 11	Matt Gatens, 8
*	Jan. 18	at Purdue	L, 53-75	14,123	David Palmer, 19	David Palmer, 8
*	Jan. 21	Wisconsin	W, 73-69 (OT)	10,239	David Palmer, 21	David Palmer, 7
*	Jan. 24	at Penn State	L, 59-63	12,210	Jake Kelly, 19	David Palmer, 8
*	Jan. 29	Michigan State	L, 56-71	13,640	Jeff Peterson, 14	Jarryd Cole, 8
*	Feb. 1	at Illinois	L, 54-62	16,618	Jeff Peterson, 12	Jermain Davis, 6
*	Feb. 4	at Indiana	L, 60-68	14,247	Matt Gatens, 22	Jarryd Cole, 6
*	Feb. 7	Northwestern	W, 56-51	12,555	Jeff Peterson, 16	Jarryd Cole, 7
*	Feb. 11	at Wisconsin	L, 52-69	17,230	Jake Kelly, 17	Jarryd Cole, 8
*	Feb. 14	Purdue	L, 45-49	14,665	Jake Kelly, 19	Cole/Kelly, 5
*	Feb. 22	Michigan	W, 70-60 (OT)	14,642	Jake Kelly, 23	Devan Bawinkel, 9
*	Feb. 25	at Michigan State	L, 54-62	14,759	Jake Kelly, 20	Jake Kelly, 5
*	Feb. 28	at Northwestern	L, 49-55	6,473	Jake Kelly, 23	Jarryd Cole, 7
*	Mar. 3	Ohio State	L, 58-60	10,388	Devan Bawinkel, 24	Jake Kelly, 11
*	Mar. 7	Penn State	W, 75-67 (2OT)	14,094	Jake Kelly, 22	Jarryd Cole, 11
&	Mar. 12	Michigan (n)	L, 45-73	12,174	Cyrus Tate, 12	Jake Kelly, 7

% -- Las Vegas Invitational (Iowa City, IA)

@ -- Las Vegas Invitational (Las Vegas, NV)

* -- Big Ten Conference Game

& -- Big Ten Tournament, Indianapolis, IN

ATTENDANCE SUMMARY

GAMES

TOTALS

AVERAGE

Home

17

814,643

10,861

Away

12

135,701

11,308

Neutral

3

22,674

7,559

Totals**32****343,018****10,719**

2008-2009 GAME-BY-GAME STATISTICS

SEASON REVIEW

TEAM	SCORE	FG-A	PCT	3-PT. FG	PCT	FT-A	PCT	REB	PF	AS	TO	BS	ST
at Iowa	68	24-47	.510	9-25	.360	11-15	.733	32	12	14	7	4	3
Charleston Southern	48	17-51	.333	6-15	.400	8-14	.571	30	15	9	9	1	2
at Iowa	73	24-42	.571	5-16	.313	20-22	.909	28	15	16	19	4	5
Texas-San Antonio	67	24-54	.444	9-24	.375	10-12	.833	24	22	15	16	2	11
Iowa	70	25-51	.490	13-25	.520	7-13	.538	28	14	15	6	0	9
at The Citadel	48	19-40	.475	4-17	.235	6-7	.857	23	15	5	13	3	0
at Iowa	66	22-40	.550	10-25	.400	12-18	.667	31	12	19	16	1	6
Oakland	57	22-51	.431	7-19	.368	6-11	.545	24	20	10	11	2	7
at Iowa	75	28-58	.483	13-30	.433	6-9	.667	41	17	17	7	7	7
SE Missouri State	41	11-49	.224	0-11	.000	19-25	.760	33	8	5	11	3	4
Iowa (n)	68	20-37	.541	8-16	.500	20-29	.690	25	28	7	21	2	2
West Virginia	87	31-56	.554	10-18	.556	15-34	.441	32	26	17	10	4	6
Iowa (n)	65	16-44	.364	7-19	.368	26-37	.703	30	24	9	11	0	6
Kansas State	63	22-45	.489	3-7	.429	16-30	.533	36	29	5	16	3	2
Iowa	55	19-45	.422	9-21	.429	8-9	.889	22	17	12	13	2	7
at Boston College	57	19-49	.388	2-10	.200	17-22	.773	36	12	12	13	1	6
at Iowa	61	21-43	.488	12-28	.429	7-9	.778	32	12	17	11	0	6
Bryant	36	11-37	.297	5-15	.333	9-11	.818	18	15	6	11	1	3
at Iowa	65	24-48	.500	9-21	.429	8-8	1.00	26	14	13	5	0	7
Northern Iowa	46	18-40	.450	5-12	.238	5-8	.625	21	16	11	10	1	3
at Iowa	73	25-52	.481	7-16	.438	16-21	.762	38	15	11	12	0	9
Iowa State	57	22-51	.431	8-21	.381	5-7	.714	23	18	11	12	3	4
Iowa	43	15-48	.313	8-29	.276	5-7	.714	24	26	9	11	3	7
at Drake	60	16-44	.364	5-16	.313	23-29	.793	41	14	5	11	4	7
at Iowa	58	18-39	.462	5-15	.333	17-22	.773	28	16	9	11	5	4
Western Illinois	43	16-47	.340	2-7	.286	9-14	.643	30	20	8	13	0	9
Iowa	65	23-44	.523	14-28	.500	5-7	.714	23	22	16	14	0	2
at Ohio State	68	23-44	.523	9-15	.600	13-22	.591	23	14	12	9	2	7
at Iowa	65	20-43	.465	5-14	.357	20-27	.741	27	21	12	10	4	5
Indiana	60	19-44	.432	5-13	.385	17-22	.773	30	25	9	11	2	2
at Iowa	49	16-42	.381	7-23	.304	10-11	.909	31	17	9	17	3	4
Minnesota	52	19-56	.339	5-22	.227	9-14	.643	35	18	7	11	3	5

2008-2009 GAME-BY-GAME STATISTICS

SEASON REVIEW

TEAM	SCORE	FG-A	PCT	3-PT. FG	PCT	FT-A	PCT	REB	PF	AS	TO	BS	ST
Iowa	49	17-43	.395	6-17	.353	9-10	.900	29	15	11	18	1	3
at Michigan	64	24-56	.429	7-22	.318	9-12	.750	31	10	16	11	0	12
Iowa	53	18-50	.360	9-20	.450	8-14	.571	31	18	13	19	4	4
at Purdue	75	25-51	.490	10-15	.667	15-18	.833	31	14	19	12	6	8
at Iowa (OT)	73	20-43	.465	7-21	.333	26-35	.743	28	18	12	9	2	5
Wisconsin	69	28-59	.475	5-21	.238	8-10	.800	32	25	9	10	0	4
Iowa	59	20-44	.455	4-17	.235	15-16	.938	28	21	9	13	1	5
at Penn State	63	21-47	.447	8-25	.320	13-20	.650	27	16	15	10	2	8
at Iowa	56	22-52	.423	8-26	.308	4-9	.444	28	18	12	14	4	4
Michigan State	71	27-52	.519	5-9	.556	12-20	.600	35	14	14	13	3	6
Iowa	54	21-51	.412	9-27	.333	3-4	.750	22	18	14	11	2	1
at Illinois	62	23-48	.479	4-13	.308	12-16	.750	35	11	18	10	4	6
Iowa	60	20-48	.417	6-20	.300	14-21	.667	32	24	10	14	4	4
at Indiana	68	23-47	.489	7-13	.538	15-25	.600	30	20	13	11	4	6
at Iowa	56	14-40	.350	12-30	.400	16-18	.889	33	13	12	17	1	6
Northwestern	51	18-48	.375	7-26	.269	8-10	.800	26	21	9	11	3	9
Iowa	52	19-38	.500	6-16	.375	8-14	.571	21	16	4	14	0	5
at Wisconsin	69	26-49	.531	7-12	.583	10-14	.714	27	15	14	6	3	6
at Iowa	45	17-47	.362	2-19	.105	9-11	.818	28	12	5	8	2	3
Purdue	49	20-43	.465	3-16	.188	6-11	.545	30	16	10	10	5	2
at Iowa (OT)	70	24-51	.471	9-23	.391	13-18	.722	40	9	14	10	3	3
Michigan	60	20-62	.323	12-34	.353	8-9	.889	33	16	18	8	2	2
Iowa	54	18-40	.450	6-21	.286	12-13	.923	19	20	7	16	2	4
at Michigan State	62	21-47	.447	6-18	.333	14-21	.667	33	17	17	14	2	4
Iowa	49	19-51	.373	7-25	.280	4-8	.500	31	17	8	9	1	3
at Northwestern	55	18-44	.409	9-24	.375	10-12	.833	30	11	13	10	7	4
at Iowa	58	19-45	.422	12-29	.414	8-10	.800	21	13	13	10	1	5
Ohio State	60	25-45	.556	7-14	.500	3-6	.500	29	16	17	12	5	2
at Iowa (2OT)	75	27-58	.466	10-30	.333	11-17	.647	43	11	18	11	4	3
Penn State	67	25-65	.385	7-28	.250	10-12	.833	32	19	13	9	0	5
Iowa (n)	45	15-45	.333	4-17	.235	11-14	.786	28	12	8	17	1	5
Michigan	73	29-49	.592	10-22	.455	5-5	1.000	23	13	22	11	3	9

2008-2009 SCORING & REBOUNDING

SEASON REVIEW

	A N G L E	B A W I N K E L	B R O M M E R	C O L E	D A V I S	F U L L E R	G A T E N S	K E L L Y	L I C K L I T E R	P A L M E R	P E T E R S O N	T A T E	T U C K E R
Charleston Southern	DNP	3-1	0-4	0-1	4-0	4#2	15#3	10-1	RS	4-1	9#2	9#12	10#2
Texas-San Antonio	DNP	3-2	2-1	0-1	10-4	8#2	10#5	2-2	RS	DNP	5#2	18#5	15#1
at The Citadel	DNP	0-2	2-0	4-2	1-0	8#5	13#3	5-3	RS	DNP	12#3	4#5	21#2
% Oakland	DNP	0-0	DNP	0-0	0-1	7#2	5#4	16-4	RS	0-0	8#0	11#13	19#6
% SE Missouri State	3-1	9-0	4-2	0-2	0-3	5#5	12#3	9-2	RS	5-6	8#2	6#3	14#10
@ West Virginia (n)	DNP	0-1	5-2	1-0	0-1	6#3	6#3	15-3	RS	0-0	11#12	0#5	24#4
@ Kansas State (n)	DNP	3-0	2-3	0-0	8-2	7#7	5#1	9-0	RS	DNP	18#2	10#7	3#7
at Boston College	DNP	12-0	0-1	0-2	10-3	0#1	12#4	11-3	RS	DNP	6#1	4#7	0#0
Bryant	0-0	0-0	0-1	0-0	5#2	7-1	19#5	5#3	RS	3-1	2#1	8#12	12-3
Northern Iowa	DNP	3-2	0-1	0-0	5#2	2-2	14#2	19#5	RS	DNP	18#4	4#6	DNP
Iowa State	0-1	12-0	2-0	2-3	16#6	2-5	6#6	6#3	RS	0-0	17#3	10#8	DNP
at Drake	DNP	3-1	DNP	4-5	7#2	0-1	4#2	4#2	RS	0-0	8#3	1#4	12-1
Western Illinois	DNP	6-2	0-0	2-2	13#8	0-1	11#10	13#1	RS	2-0	4#3	7#1	DNP
* at Ohio State	DNP	15-2	0-1	3-1	3#3	0-3	22#5	11#2	RS	DNP	9#2	2#1	0-0
* Indiana	DNP	0-1	2-0	0-0	9#8	0-0	6#3	10#3	RS	DNP	16#1	22#11	DNP
* Minnesota	DNP	3-4	0-0	3-4	6#8	0-0	11#5	6#1	RS	DNP	16#4	2#1	2-0
* at Michigan	DNP	3-1	0-2	8#2	0#6	5-3	11#8	7#0	RS	3-1	4#3	INJ	8-1
* at Purdue	0-0	0-0	2-2	0-1	1-0	4#2	11#5	6#1	RS	19#8	5#2	INJ	5-5
* Wisconsin (OT)	DNP	3-1	2-1	0-0	0-2	5#2	14#5	12#3	RS	21#7	16#5	INJ	DNP
* at Penn State	DNP	0-0	DNP	0-2	0-2	16#4	9#5	19#1	RS	6#8	9#1	INJ	DNP
* Michigan State	DNP	3-1	0-0	10-8	9-4	0#5	13#4	6#3	RS	1#0	14#2	INJ	DNP
* at Illinois	DNP	0-0	DNP	10-1	3-6	3#3	10#2	8#3	RS	8#3	12#1	INJ	DNP
* at Indiana	DNP	3-3	0-2	7#6	8#4	5-0	22#4	2#2	RS	1-1	12#5	INJ	DNP
* Northwestern	DNP	9#3	DNP	2-7	6-1	0-2	13#2	8#6	RS	DNP	16#4	2#5	DNP
* at Wisconsin	DNP	5#1	0-0	5#8	3-2	3-2	6#1	17#4	RS	3-0	10#1	INJ	DNP
* Purdue	DNP	0#4	DNP	13#5	2#3	5-3	4#1	19#5	RS	2-2	INJ	INJ	DNP
* Michigan (OT)	DNP	12#9	DNP	10#7	INJ	7#6	16#6	23#8	RS	0-0	INJ	2-1	DNP
* at Michigan State	DNP	3#1	DNP	5#2	INJ	10#3	9#1	20#5	RS	0-0	INJ	7-3	DNP
* at Northwestern	DNP	3#1	DNP	4#7	2-3	3#1	11#4	23#5	RS	DNP	INJ	3-5	DNP
* Ohio State	DNP	24#1	DNP	2#2	0-0	0#1	11#1	19#11	RS	DNP	INJ	2-2	DNP
* Penn State (20T)	DNP	9#5	DNP	14-11	3-1	0#2	12#6	22#4	RS	DNP	INJ	15#10	DNP
& Michigan (n)	0-0	6#2	DNP	8#3	0-2	7#6	2#2	10#7	RS	DNP	INJ	12-4	DNP

% -- Las Vegas Invitational (Iowa City, IA)

@ -- Las Vegas Invitational (Las Vegas, NV)

* -- Big Ten Conference Game

& -- Big Ten Tournament (Indianapolis, IN)

-- Denotes starting line-up

2008-2009 INDIVIDUAL & TEAM BESTS

SEASON REVIEW

INDIVIDUAL HIGHS

Points:	24	Anthony Tucker vs. West Virginia; Devan Bawinkel vs. Ohio State
Field Goals:	8 (9 att.)	Tate vs. Texas-San Antonio; (12 att.) Tucker vs. West Virginia
	8 (12 att.)	David Palmer vs. Wisconsin; Matt Gatens at Ohio State
	8 (13 att.)	Devan Bawinkel vs. Ohio State
	8	Jake Kelly vs. five teams
Field Goal Attempts:	17 (made 8)	Jake Kelly vs. Purdue/vs. Michigan/at Northwestern
Field Goal Percentage (8 att.):	.889 (8-9)	Cyrus Tate vs. Texas-San Antonio
3-pt. Field Goals:	8 (13 att.)	Devan Bawinkel vs. Ohio State
3-pt. Field Goal Attempts:	13 (made 8)	Devan Bawinkel vs. Ohio State
3-pt. Field Goal Percentage (5 att.):	.800 (4-5)	Matt Gatens vs. Northern Iowa
Free Throws:	11 (12 att.)	Jeff Peterson vs. Kansas State
Free Throw Attempts:	12 (made 11, 9, 9)	Jeff Peterson vs. Kansas State & Wisc./Matt Gatens vs. Wisc.
Free Throw Percentage (10 att):	1.000 (10-10)	Jermain Davis vs. Texas-San Antonio
Rebounds:	13	Cyrus Tate vs. Oakland University
Assists:	11	Jake Kelly vs. Penn State
Blocked Shots:	3	Cyrus Tate vs. Texas-San Antonio/Aaron Fuller vs. SEMO
Steals:	4	Matt Gatens at The Citadel/Jeff Petersen vs. Northwestern

TEAM HIGHS

IOWA	Points	OPPONENT
75 vs. SE Missouri State. Penn State	Field Goals	87 by West Virginia
28 (58 att.) vs. SE Missouri State	FG Attempts	31 (56 att.) by West Virginia
58 (made 28) vs. SE Missouri State, (made 27) Penn State	FG Percentage	65 (made 25) vs. Penn State
.571 (24-42) vs. Texas-San Antonio	3-pt. Field Goals	.592 (29-49) by Michigan (3)
14 (28 att.) at Ohio State	3-pt. FG Attempts	12 (34 att.) vs. Michigan
30 (made 13, 12, 10) vs. SE Missouri State/Northwestern/PSU	3-pt. FG Percentage	34 (made 12) vs. Michigan
.520 (13-25) at The Citadel	Free Throws	.667 (10-15) by Purdue
26 (35 att.) vs. Wisconsin	FT Attempts	23 (29 att.) by Drake
37 (made 26) vs. Kansas State	FT Percentage	29 (made 23) by Drake
1.000 (8-8) vs. Northern Iowa	Rebounds	1.000 (5-5) by Michigan (3)
43 vs. Penn State	Assists	36 by Kansas State/Boston College
19 vs. Oakland	Blocked Shots	22 by Michigan (3)
7 vs. SE Missouri State	Steals	7 by Northwestern
9 at The Citadel/Iowa State	Turnovers	12 by Michigan
21 vs. West Virginia	Fouls	16 by Texas-San Antonio, Kansas State
28 vs. West Virginia		29 by Kansas State

TEAM LOWS

IOWA	Points	OPPONENT
43 at Drake	Field Goals	36 by Bryant
15 (48 att.) at Drake; (45 att.) vs. Michigan (3)	FG Attempts	11 (49, 37 att.) by SEMO, Bryant
37 (20 made) vs. West Virginia	FG Percentage	37 (11 made) by Bryant
.313 (15-48) at Drake	3-pt. Field Goals	.224 by SE Missouri State
2 (19 att.) vs. Purdue	3-pt. FG Attempts	0 (11 att.) by SE Missouri State
14 (made 5) vs. Indiana	3-pt. FG Percentage	7 (made 3) by Kansas State
.235 (4-17) at Penn State & vs. Michigan (3)	Free Throws	.235 (4-17) by The Citadel
3 (4 att.) at Illinois	FT Attempts	5 (8 att.) by UNI/(7 att.) by ISU/(5 att.) by Mich.
4 (made 3) at Illinois	FT Percentage	5 (made 5) by Michigan (3)
.444 (4-9) at Michigan State	Rebounds	.441 (15-34) by West Virginia
19 at Michigan State	Assists	18 by Bryant
5 vs. Purdue	Blocked Shots	5 by The Citadel/SE Missouri State/Drake
0 six times, last at Wisconsin	Steals	0 by Western Illinois/Michigan/Wisconsin/PSU
1 at Illinois	Turnovers	0 by The Citadel
5 vs. Northern Iowa	Fouls	6 by Wisconsin
9 vs. Michigan		8 by SE Missouri State

2008-2009 SEASON & CAREER BESTS

SEASON REVIEW

SEASON BESTS

PLAYER	POINTS	REBOUNDS	ASSISTS	BLOCKS	STEALS
J.R. Angle	3, SEMO	1, SEMO/IA State	1, SEMO/Michigan	---	1, Bryant
Devan Bawinkel	24, Ohio State	9, Michigan	2, four times	---	1, four times
Andrew Brommer	5, W. Virginia	4, Charleston S.	1, SEMO/Indiana	2, Charleston S.	2, Indiana
Jarryd Cole	14, Penn State	11, Penn State	1, MSU/at Illinois	2, Michigan State	2, at Penn State
Jermain Davis	16, Iowa State	8, three times	5, Iowa State	1, WIU/Michigan	1, eight times
Aaron Fuller	16, at Penn State	7, KSU	2, UTSA/Oakland	3, SEMO	3, SEMO
Matt Gatens	22, at OSU/at IND	10, Western Illinois	7, UTSA	2, Michigan	4, The Citadel
Jake Kelly	23, Mich./at NW	11, Ohio State	11, Penn State	2, Drake, Penn State	3, The Citadel/Bryant
David Palmer	21, Wisconsin	8, at PUR/at PSU	---	2, Michigan State	---
Jeff Peterson	18, KSU/UNI	5, WISC/at Indiana	9, Oakland	1, at Indiana	4, Northwestern
Cyrus Tate	22, Indiana	13, Oakland	1, four times	3, UTSA	3, Northern Iowa
Anthony Tucker	24, W. Virginia	10, SEMO	2, UTSA/at Purdue	---	1, seven times

CAREER BESTS

PLAYER	POINTS	REBOUNDS	ASSISTS
J.R. Angle	10, SE Louisiana, '08	6, at Northern Iowa, '08	3, E. Illinois, '08
Devan Bawinkel	24, Ohio State	9, Michigan	3, Western Michigan, '06
Andrew Brommer	5, West Virginia	4, Charleston Southern	1, SEMO/Indiana
Jarryd Cole	15, at Iowa State, '08	11, Penn State	1, four times, last at Illinois
Jermain Davis	16, Iowa State	8, three times	5, Iowa State
Aaron Fuller	16, at Penn State	7, Kansas State	3, SEMO
Matt Gatens	22, at Ohio State/at Indiana	5, Texas-San Antonio	7, Texas-San Antonio
Jake Kelly	23, Michigan/at Northwestern	11, Ohio State	11, Penn State '08
David Palmer	21, Wisconsin	8, at Purdue/at Penn State	1, three times, last vs. USF, '06
Jeff Peterson	20, N. Colorado, '08	5, four times, last at Indiana	9, Idaho State/at Michigan, '08
Cyrus Tate	26, at Michigan State, '08	13, Penn State, '08, Oakland	2, twice, last vs. MD E. Shore, '08
Anthony Tucker	24, West Virginia	10, SE Missouri State	2, UTSA/at Purdue

NOTE: Career bests occurred in 2008-09 unless otherwise noted.



THE LAST TIME...

SEASON REVIEW

THE LAST TIME A PLAYER...

Had 30 or more points

Iowa -- 30, Adam Haluska, at Penn State, 2/28/07

Opponent -- 32, Ed Tyson, Maryland Eastern Shore, 11/20/07

Made at least 90% of his FGA (10 att.)

Iowa -- .909 (9-10), Luke Recker vs. Purdue, 3/07/02

Opponent -- .923 (12-13), Greg Oden, Ohio State, 1/20/07

Made 100% of his FTA (10 att.)

Iowa -- 1.000 (10-10), Jermain Davis vs. Texas-San Antonio, 11/17/08

Opponent -- 1.000 (10-10), Vincent Grier, Minnesota, 2/18/06

Had 15 or more rebounds

Iowa -- 23, Greg Brunner vs. Minnesota, 1/18/06

Opponent -- 17, Marco Killingsworth, Indiana, 2/11/06

Had 10 or more assists

Iowa -- 11, Jake Kelly, Penn State, 3/7/09

Opponent -- 10, Travis Walton, Michigan State, 2/17/07

Had 5 or more blocks

Iowa -- 5, Kurt Looby vs. Purdue, 1/16/08

Opponent -- 5, Daniel Ruffin, Bradley, 11/23/07

Had 5 or more steals

Iowa -- 5, Tyler Smith at Wisconsin, 2/10/07

Opponent -- 5, Devin Gibson, Texas-San Antonio, 11/17/08

THE LAST TIME A TEAM...

Scored 100 or more points

Iowa -- 101, vs. Georgia State, 12/20/06

Opponent -- 106, by North Carolina, 11/24/04

Scored 40 or fewer points

Iowa -- 39 vs. Indiana, 1/10/49

Opponent -- 36, by Bryant, 12/05/08

Won an overtime game

Iowa -- 75-67 (2 OT), Penn State, 3/07/09

Opponent -- 72-67 (1 OT), by Louisiana-Monroe, 11/30/07

Made at least 60% of its FGA (20 att.)

Iowa -- .653 (32-44) vs. Michigan, 2/4/06

Opponent -- .633 (31-49), by Minnesota, 2/7/07

Made at least 50% of its 3-pt. FGA (8 att.)

Iowa -- .500 (14-28), at Ohio State, 12/31/08

Opponent -- .500 (7-14), by Ohio State, 3/3/09

Made at least 90% of its FTA (10 att.)

Iowa -- .923 (12-13) at Michigan State, 2/25/09

Opponents -- .923 (12-13) by Michigan State, 2/23/08



Anthony Tucker returns for his sophomore campaign after averaging 10.4 points and leading the team in 3-point percentage (.427) a year ago.

IOWA'S RECORD WHEN...

SEASON REVIEW

**Redshirt Freshman John Lickliter**

When playing at home:	13-4
When playing on the road:	1-11
When playing on a neutral court:	1-2

When leading at the half:	11-4
When trailing at the half:	3-13
When tied at the half:	1-0

When wearing White:	12-3
When wearing Black:	1-13
When wearing Gold:	2-1

When Iowa scores 100 points or more:	0-0
When Iowa scores 90-99 points:	0-0
When Iowa scores 80-89 points:	0-0
When Iowa scores 70-79 points:	7-0
When Iowa scores under 70 points:	8-17

When opponent scores 100 points or more:	0-0
When opponent scores 90-99 points:	0-0
When opponent scores 80-89 points:	0-1
When opponent scores 70-79 points:	0-3
When opponent scores 60-69 points:	6-9
When opponent scores fewer than 60 points:	9-4

When Iowa shoots at least 50% from the field:	4-4
When Iowa shoots less than 50% from the field:	11-13
When opponent shoots at least 50% from the field:	0-6
When opponent shoots less than 50% from the field:	15-11
When Iowa has higher FG% than opponent:	12-4
When opponent has higher FG%:	3-12
When FG% is equal:	0-1

When Iowa outrebounds opponent:	11-4
When opponent has more rebounds:	4-11
When rebounds are equal:	0-2

When Iowa shoots at least 80% from the line:	3-7
When Iowa shoots less than 80% from the line:	12-10
When opponent shoots at least 80% from the line:	7-3
When opponent shoots less than 80% from the line:	8-14
When Iowa shoots more free throws than opponent:	11-2

When opponent shoots more free throws:	3-13
When free throws attempts are equal:	1-2
When Iowa has higher FT% than opponent:	8-10
When opponent has higher FT%:	7-6
When FT% is equal:	0-1

When Iowa shoots at least 50% from three-point range:	1-2
When Iowa shoots less than 50% from three-point range:	14-15
When opponent shoots at least 50% from three-point range:	0-7
When opponent shoots less than 50% from three-point range:	15-10
When Iowa has a higher three-point FG% than opponent:	11-3
When opponent has a higher three-point FG%:	4-14
When three-point FG% is equal:	0-0

When Iowa has more assists than opponent:	13-3
When opponent has more assists:	1-13
When assists are equal:	1-1

When Iowa has fewer turnovers than opponent:	8-3
When opponent has fewer turnovers:	5-12
When turnovers are equal:	2-2
When Iowa has more steals than opponent:	10-4
When opponent has more steals:	5-11
When steals are equal:	0-2

Iowa field goal percentage at home:	365-790	.462
Iowa field goal percentage on road:	285-679	.420
Iowa 3-point percentage at home:	142-391	.363
Iowa 3-point percentage on road:	116-318	.365
Iowa free throw percentage at home:	214-280	.764
Iowa free throw percentage on road:	155-216	.718

On Sunday:	2-3
On Monday:	1-0
On Tuesday:	2-2
On Wednesday:	1-4
On Thursday:	1-3
On Friday:	3-1
On Saturday:	5-4

On Big Ten Network:	8-10
On CBS:	0-0
On ESPN:	0-1
On ESPN2:	0-3
On ESPNU:	2-2
On Mediacom:	3-1
On Fox Sports:	0-0
No Television:	2-0
CSTV:	0-0

Most Points, First Half:	40 vs. Texas-San Antonio
Fewest Points, First Half:	16 at Michigan
Most Points Allowed, First Half:	48 vs. West Virginia
Fewest Points Allowed, First Half:	14 vs. Bryant University

Most Points, Second Half:	42 vs. Northern Iowa
Fewest Points, Second Half:	23 vs. Minnesota
Most Points Allowed, Second Half:	46 at Purdue
Fewest Points Allowed, Second Half:	20 vs. Western Illinois
Largest Halftime Advantage:	16 vs. SE Missouri State
Largest Halftime Deficit:	21 vs. Michigan

2009 SEASON REVIEW NOTES

SEASON REVIEW

HAWKEYES PROGRESS & SHOW IMPROVEMENT

Iowa ended the 2008-09 basketball season with a 15-17 record, showing a two-game improvement in the win column over the previous season. The Hawkeyes posted a 5-13 Big Ten Conference record for a 10th place finish. The record, however, doesn't tell the entire story of how close the Hawkeyes were to a breakthrough season.

Consider the fact that Iowa lost 10 games by eight points or less, including six by four points or less. That includes three games in which the Hawkeyes had a three-point attempt in the final seconds to either tie or win the game, and another where a pair of free throws could have forced overtime. The Hawkeyes also won five games by six points or less, including all three overtime games.

Iowa was also forced to play the second half of the season at less than full strength. Freshman Anthony Tucker, who led the team in scoring in non-conference action, was academically ineligible for the second semester. Senior Cyrus Tate, the team's leading rebounder, missed nine Big Ten games and the majority of three others due to injury. Sophomore Jeff Peterson, who led the team in assists the past two seasons, missed the final seven games of the year with a strained hamstring.

Iowa's schedule proved to be as demanding as usual, ranking 43rd in the nation in strength of opponents. Twenty-four of Iowa's 32 games were against teams that advanced to post-season play, including 16 games (3-13) against teams that advanced to the NCAA Tournament. Overall, 16 of Iowa's 23 opponents played in the post-season, 10 in the NCAA Tournament. Iowa was 3-2 against three teams that made the NIT, including a 1-1 mark against champion Penn State. Iowa was 2-1 against three opponents that competed in the CollegeInsider.com event. Along with Penn State winning the NIT, Michigan State advanced to the NCAA Tournament championship game.

Along with wins over Michigan, Wisconsin and Penn State, Iowa had near misses against Ohio State (three and two points), Minnesota (three), Purdue (four), Penn State (four) and Boston College (two).

For the second straight season under Coach Todd Lickliter, Iowa ranked among the national leaders in scoring defense, ranking 14th by allowing 59.6 points per game. The Hawkeyes also ranked 26th in free throw percentage (.744) and 31st in three-point field goals per game (8.1).

Kelly led the team in scoring at 11.6 per game and was named honorable mention all-Big Ten by both the league coaches and media. He averaged over 19 points in the last seven games after moving to point guard in Peterson's absence.

Freshman Matt Gatens was the only Hawkeye to start all 32 games. He ranked second in scoring (10.8) and set an Iowa single-season record for free throw percentage at .904 (75-83). He was named to the Big Ten Conference all-Freshman team. Along with leading the Big Ten in free throw percentage, Gatens ranked among conference leaders in field goal percentage and three-point accuracy.

Looking ahead, Iowa's non-conference slate next season will again include the three in-state rivals, along with a home game in the Big Ten/ACC Challenge. Iowa will also take part in the CBE Classic, which includes Pittsburgh, Texas and Wichita State.

KELLY & GATENS EARN BIG TEN HONORS

Jake Kelly earned honorable mention all-Big Ten recognition, while Matt Gatens was named to the all-Freshman team.

Kelly was recognized by both the conference coaches and league media. He led Iowa in scoring (11.6) and averaged 19.1 points over Iowa's last eight games. Kelly shot 44.7% from the field and 83.5% from the free throw line.

He was named Big Ten Player of the Week twice during the final month of the season.

The all-Freshman team is selected by Big Ten coaches. Gatens led all Big Ten players in free throw percentage (.904) and ranked among freshman leaders in scoring (10.8), field goal percentage (.422), three-point percentage (.403) and minutes played (34.0). He was the only Hawkeye to start all 32 games and he averaged 34 minutes per game while ranking second in rebounds (3.8) and third in assists (2.2) and steals (0.8).

GATENS AMONG TOP BIG TEN FRESHMEN

Matt Gatens ranked among Big Ten freshman leaders in several categories. Gatens is first in three-point percentage (.403), free throw percentage (.904) and minutes played (34.0) and second in scoring (10.8) and three-point field goals per game (1.6).

IN THE RECORD BOOKS

Freshman Matt Gatens set a single-season record for free throw percentage at 90.4% (75-83). The previous record of 88.5% (108-122) was set by Luke Recker in 2001-02.

Junior Devan Bawinkel made 8-13 three-point attempts in a home loss to Ohio State, becoming the third Hawkeye player to make as many as eight in a game (the Iowa record of nine is held by Chris Kingsbury (twice). Bawinkel's 13 attempts tie as the fifth most in a game by an Iowa player.

Among Iowa freshmen, Gatens ranks first in free throw percentage (.904), second in three-point percentage (.403) and seventh in total points (345).

Jermain Davis tied a single-game record for free throw percentage by making all 10 of his attempts in an early season win over Texas-San Antonio. A total of 24 Hawkeyes have been perfect from the free throw line (minimum 10 attempts). Glenn Vidnovic (2/4/69 vs. Purdue) is the only player to be perfect with 13 attempts. Davis is one of seven Iowa players to be perfect on 10 or more attempts in Carver-Hawkeye Arena.

As a team, Iowa made 258 of 709 attempts from three-point range. Both figures rank second best for a single season. Iowa made 274 of 743 attempts in 1995.

Iowa shot 74.4% (369-496) from the free throw line, the fourth best single-season performance. The Hawkeyes shot 78% in 1970, 77.1% in 1969 and 74.7% in 1971.

HAWKEYES FACED STRONG SCHEDULE

Iowa's schedule strength ranked 43rd in the nation. Sixteen of Iowa's 23 opponents advanced to post-season play and the Hawkeyes played 24 of 32 games against those teams. Iowa was 3-13 against teams in the NCAA Tournament, with wins over Wisconsin, Michigan and Northern Iowa. The Hawkeyes were 3-2 against three teams (Penn State, Kansas State, Northwestern) that participated in the NIT and 2-1 against three teams (Oakland, The Citadel, Drake) that took part in the CollegeInsider.com post-season event. Five of Iowa's 13 non-conference opponents won over 20 games and eight were .500 or better for the season.

Iowa dropped two games to Michigan State, who lost in the NCAA title game. The Hawkeyes split two games with NIT champion Penn State.

Seven of Iowa's losses were to teams ranked in the top 25 at the time of the game.

HAWKEYES WERE SHORT-HANDED

Iowa played a number of games during the Big Ten Conference season without its entire roster.

Freshman guard Anthony Tucker missed the final 15 conference games after being ruled ineligible in accordance with Big Ten Conference academic requirements. Tucker averaged 10.4 points in the 14 games in which he played, leading Iowa in scoring through the 13 non-conference games.

Senior Cyrus Tate missed nine games entirely due to a sprained ankle. Tate also played just four minutes in a home win over Michigan, eight minutes in a home loss to Minnesota and 13 minutes in a home win over Northwestern. Tate was Iowa's rebounding leader (5.7) while averaging seven points a game.

Sophomore guard Jeff Peterson suffered a strained hamstring in a loss at Wisconsin and did not play in Iowa's final seven games. Peterson led Iowa in assists (4.2) for the second straight year and averaged 10.6 points per game.

Junior guard Jermain Davis missed the home game vs. Michigan and a road game at Michigan State due to a bruised knee. Davis started 11 games throughout the season.

TUCKER MISSED SECOND SEMESTER

Freshman guard Anthony Tucker did not play during the second semester due to being ruled ineligible in accordance with Big Ten Conference academic requirements.

Tucker (6-4, 200) joined the Iowa program after a prep career at Minnetonka, MN, HS and started eight of the 14 games he played. Tucker averaged 10.4 points and three rebounds per game, shooting 43.8% from the field, including 42.7% from three-point range.

Tucker scored a career-high 24 points in a loss to West Virginia and recorded his only double-double with 14 points and 10 rebounds in a win over Southeast Missouri State. He scored in double figures in eight games.

2009 SEASON REVIEW NOTES

SEASON REVIEW

HAWKEYES WORK OVERTIME

With a 75-67 double overtime win over Penn State, Iowa improved to 3-0 in overtime games in 2008-09, all in Carver-Hawkeye Arena. The Hawkeyes defeated Wisconsin (73-69) Jan. 21 and Michigan (70-60) Feb. 22 in single overtime games. Iowa closed the regular season with a 75-67 double overtime win over Penn State.

Iowa won three overtime games in a season for the first time since the 1976-77 season. That year, Iowa defeated Illinois 84-81 and Ohio State 74-70 in single overtime and stopped Wisconsin 94-93 in two overtimes. Those three games were all on the road.

The victory over Penn State marked Iowa's first double overtime win since an 84-82 victory at Indiana on Feb. 7, 2004. Iowa had not had a double overtime win at home since a 99-94 win over Missouri on Dec. 16, 2000.

Iowa is 49-51 in all overtime games, including a 39-38 record in single overtime and a 7-9 mark in two overtimes. Iowa is 3-1 in overtime games under Coach Todd Lickliter.

CLOSE GAMES WERE THE NORM

Eighteen of Iowa's 32 games were decided by 10 points or less, with Iowa posting an 8-10 record in those games. Twelve of those games were decided by six points or less, and Iowa won three overtime games.

IOWA GETS DEFENSIVE

Iowa's defensive play was a constant throughout the season, as the Hawkeyes rank 16th nationally in scoring defense, allowing 59.6 points per game. Iowa held Purdue to 49 points, just the second time in 26 games the Boilermakers failed to score more than 50. Iowa held Michigan State to 62 points and Ohio State to just 60. Penn State scored 56 points in regulation and 67 points in two overtimes, shooting just 25% from the field in the extra 10 minutes.

In an overtime win over Michigan, the Hawkeyes allowed the Wolverines just 56 points in regulation and four points in the extra session. Michigan shot just 32.2% from the field, including 10% (1-10) in the overtime.

Iowa opponents shot 43.4% from the field, including 35.3% from three-point range. Iowa's non-conference opponents shot 32.8% from three-point range, while Big Ten opponents shot 36.2%.

Iowa held Bryant University to just 36 points in a 61-36 win and allowed Northern Iowa just 24 points in the second half of a 65-46 win. The 36 points by Bryant match the fewest allowed by Iowa under Coach Todd Lickliter. Iowa held Michigan State to just 36 points in a 43-36 win over the Spartans last season in Iowa City. Bryant shot just 29.7% from the field, including 33.3% from three-point range. The 14 points scored by Bryant in the first half mark the fewest Iowa has allowed under Lickliter, as well.

The Hawkeyes held seven opponents to less than 50 points. Iowa held No. 19/22 Minnesota to 52 points and 33.9% shooting from the field in a 52-49 loss. No. 20/23 Purdue scored just 49 points in a narrow 49-45 win at Iowa City.

Iowa's non-conference opponents averaged 54.6 points and league foes averaged 62.5 points.

Iowa ranked fifth in the nation in scoring defense in 2007-08 (58.0) and held opponents under 50 points in nine games.

TAKING CARE OF TURNOVERS

During the non-conference portion of the schedule, Iowa averaged 11.9 turnovers. In Big Ten Conference games, Iowa averaged 13 turnovers.

In 2007-08, Iowa averaged 17.2 turnovers in its 13 non-conference games before reducing that number to 14.8 during the 18-game conference schedule.

BALANCED SCORING LED IOWA

Iowa featured a balanced scoring attack, with at least three players scoring in double figures in 17 games and four reaching 10 points or more in six games.

Eight different players led Iowa in scoring and four averaged more than 10.3 points per game. Jake Kelly led Iowa in scoring (11.6), followed by Matt Gatens (10.8), Jeff Peterson (10.6) and Anthony Tucker (10.4).

Senior Cyrus Tate shot 66.7% from the field and sophomore Jarryd Cole 67.6% in a more limited role.

HAWKEYES FEATURED YOUNG LINE-UP

Iowa's starting line-up in its first eight games included three true freshmen, including forward Aaron Fuller and guards Matt Gatens and Anthony Tucker. Iowa then started one senior, one junior, two sophomores and one freshman in seven games before sophomore Jarryd Cole replaced senior Cyrus Tate in the starting line-up at Michigan. Iowa's final line-up included two freshmen, two sophomores and a junior. Iowa freshmen earned 59 starts overall.

NEWCOMERS CONTRIBUTE

With seven new players on a 13-man roster, Iowa relied on newcomers in 2008-09. Three newcomers, all freshmen, started Iowa's first eight games. Four of the newcomers led the team in scoring in at least one game.

The Hawkeye newcomers scored 40 or more points in six games, with a high of 48 vs. Texas-San Antonio. In Big Ten play, the newcomers had 40 points at Ohio State, 38 at Indiana and 35 in overtime win over Michigan. The first-year Hawkeyes had a season-best 23 rebounds in a win over SE Missouri State and 21 in a win over Western Illinois and both games against Michigan.

The newcomers averaged 28.9 points, 12.9 rebounds, 5.2 assists and 1.8 steals per game, while playing 107.1 minutes per outing.

Freshman Matt Gatens led the newcomers with 15 points in the opening game and freshman Anthony Tucker led Iowa's scoring in five games. Gatens' total matched the most points scored by a freshman in their first game since Jeff Horner had 15 points in the first game of the 2002-03 season. Tucker scored 24 points vs. West Virginia, 21 points at The Citadel and 19 vs. Oakland. Gatens averaged 10.8 points per game and Tucker averaged 10.4 in 14 games.

LEADING THE TEAM

Following is the number of times a player led Iowa in scoring, rebounding, assists and steals. If two or more players tied for the team lead, all were credited for that game:

Player	Scoring	Rebounding	Assists	Steals
Devan Bawinkel	2	1	-	-
Jermain Davis	2	2	2	3
Jarryd Cole	-	8	-	4
Anthony Fuller	-	2	-	4
Matt Gatens	6	4	8	9
Jake Kelly	9	4	11	11
David Palmer	2	3	-	-
Jeff Peterson	5	-	17	11
Cyrus Tate	3	11	0	6
Anthony Tucker	5	2	-	2

2009 SEASON REVIEW NOTES

SEASON REVIEW

IOWA'S STATISTICAL COMPARISONS

	All Games	Big Ten	Home Games	Away Games	IA Wins	IA Losses
Record	15-17	5-13	13-4	2-13	15-0	0-17
Points	60.2	57.9	63.9	56.1	67.5	53.8
Opp. Pts	59.6	62.5	54.9	64.9	54.2	64.4
FG%	.442	.427	.462	.420	.475	.413
FG Def.	.434	.447	.400	.475	.393	.472
3-PT%	.364	.342	.363	.365	.393	.337
3-pt. Def.	.353	.362	.310	.409	.305	.401
FT%	.744	.741	.764	.718	.747	.739
REB	29.0	28.6	31.5	26.2	32.3	26.1
AST	11.5	11.1	12.6	10.1	13.9	9.8
TO	12.5	13.0	11.4	13.8	10.8	14.1
STL	4.8	3.8	5.0	4.5	5.6	4.0
BLK	2.1	2.2	2.6	1.5	2.3	1.9

HOME, AWAY COMPARISONS

In 17 home games, Iowa outscored its opponents by an 8.9 point margin, shooting 46.2% from the field while holding its opponents to 40% shooting. Iowa held a 31.5-28.5 rebounding advantage.

In 15 games away from Carver-Hawkeye Arena, including three neutral site games, Iowa was outscored 64.9-56.1. The Hawkeyes shot 42% from the field while the opponents shot 47.5%. The opponents held a 30.5-26.2 rebounding margin.

STARTING LINE-UPS

Iowa used nine starting line-ups in 2008-09, including eight different line-ups in 18 conference games. Iowa used five different starting line-ups in 2007-08, but the same line-up in all 18 Big Ten games.

Following is Iowa's record by line-up:

Fuller, Tate, Gatens, Peterson, Tucker (CSU, UTSA, @CIT, OAK, SEMO, WVU, KSU, @BC)	6-2
Davis, Tate, Gatens, Peterson, Kelly (BU, UNI, ISU, @DU, WIU, @OSU, IND, MINN)	5-3
Fuller, Tate, Gatens, Bawinkel, Kelly (PSU)	1-0
Gatens, Tate, Bawinkel, Peterson, Kelly (NW)	1-0
Fuller, Cole, Gatens, Bawinkel, Kelly (MICH, @MSU), @NW, OSU, MICH)	1-4
Fuller, Palmer, Gatens, Peterson, Kelly (@PUR, WISC, @PSU, MSU, @ILL)	1-4
Gatens, Cole, Bawinkel, Davis, Kelly (PUR)	0-1
Gatens, Cole, Bawinkel, Peterson, Kelly (@WISC)	0-1
Davis, Cole, Gatens, Peterson, Kelly (@MICH, @IND)	0-2

OFF THE BENCH

The Iowa reserves averaged 13.1 points and 6.7 rebounds per game, compared to 13.2 points and 7.3 rebounds by the opponent reserves. In 32 games, opponent reserves outscored Iowa's reserves 421-419.

Iowa was 7-6 when the reserves outscored the opponent reserves, 8-9 when the opponent reserves scored more points and 0-2 when bench scoring was even.

Iowa was 7-6 when the Hawkeye reserves had more rebounds than the opponent reserves, 8-10 when the opponent reserves had more rebounds and 0-1 when rebounding by the reserves was even.

SCORING BY HALVES

Iowa was outscored 882-837 in the first half, but held a 1,044-1,002 advantage in the second half and a 46-24 margin in four overtime periods. Iowa led at halftime in 15 games (one tie), and outscored its opponent in the second half 17 times.

IOWA FROM THE FREE THROW LINE

Iowa made over 70% of its free throws in 22 games, including 100% (8-8) vs. Northern Iowa, 93.8% (15-16) at Penn State, 92.3% (12-13) at Michigan State, 90.9% (20-22) vs. Texas-San Antonio and Minnesota (10-11), 90% (9-10) at Michigan, 88.9% (8-9) at Boston College and 88.9% (16-18) vs. Northwestern. Iowa was 11-10 when shooting over 70% from the foul line, but just 2-4 when shooting 90% or better. Following is Iowa's won-loss breakdown this season, based on free throw percentage:

Iowa FT%	W-L	Iowa FT%	W-L
Under 50%	0-1	70-79%	8-4
50-59%	1-3	80-89%	1-3
60-69%	3-2	90-100%	2-4

CRUNCH TIME FREE THROWS

Iowa was 89-113 (.788) from the free throw line in the final four minutes and overtime of its 18 games that have been decided by 10 points or less. Iowa's opponents in those games have made 52-73 (.712) free throw attempts in the final four minutes. Iowa was 8-10 in games decided by 10 points or less, 4-6 in games decided by five points or less and 3-0 in overtime.

HAWKEYE GAME NOTES & TRENDS

- Iowa was 8-7 when controlling the opening tip and 7-10 when not controlling the tip.
- Iowa was 5-1 when four players reached double figures, 6-5 when three scored in double figures, 4-9 when two scored 10 or more points and 0-2 with just one player in double figures.
- Iowa was 8-10 in games decided by 10 points or less, including 4-6 in games decided by five points or less and 3-0 in overtime.
- Iowa was guilty of five turnovers in a win over Northern Iowa, the fewest for the Hawkeyes under Coach Todd Lickliter. Iowa had six turnovers in a win at The Citadel and seven in wins over Charleston Southern and SE Missouri State. Iowa had eight in a home loss to Purdue. Iowa reduced its turnover average to 12.5 per game from 15.8 in 2007-08. The Hawkeyes had less than 10 turnovers in just two of 32 games a year ago and had 20 or more turnovers in seven games.
- Iowa was guilty of 19 turnovers against Texas-San Antonio, 16 vs. Oakland and 21 vs. West Virginia, (including 17 in the first half). In Big Ten play, Iowa had 17 turnovers vs. Minnesota, Michigan and Northwestern and 19 at Purdue.
- Iowa was 7-0 when scoring between 70-79 points, 6-3 when scoring between 60-69 points and 2-14 when scoring less than 60 points.
- Iowa was 6-1 when holding its opponent to less than 50 points, 3-3 when the opponent scored between 50-59 points, 6-9 when the opponent scored between 60-69 points, 0-3 when the opponent scored between 70-79 points and 0-1 when the opponent scored over 80 points.
- Iowa was 13-3 when collecting more assists than the opponent, 1-13 when the opponent had more assists and 1-1 when assists were even.
- Iowa was 8-3 when having fewer turnovers than its opponent, 5-12 when the opponent had fewer turnovers and 2-2 when turnovers were even.
- Iowa was 10-3 when collecting more steals than its opponent, 5-12 when the opponent had more steals and 0-2 when steals were even. Iowa allowed The Citadel no steals in taking the 70-48 road win.
- Iowa was 11-4 when leading at halftime, 3-13 when trailing at halftime and 1-0 when tied at halftime.

2009 SEASON REVIEW NOTES

SEASON REVIEW

IOWA IN BIG TEN STATISTICS

Category	ALL GAMES		BIG TEN	
	Stat	Rank	Stat	Rank
Free Throw %	.744	2nd	.741	3rd
Scoring Defense	59.6	3rd	62.5	6th
3-Pt. FG Per Game	8.06	3rd	7.72	3rd
3-Pt. Field Goal %	.364	3rd	.342	7th
Field Goal %	.442	6th	.427	8th
Rebounding Margin	-0.5	7th	-1.9	9th
FG% Defense	.434	8th	.447	7th
Blocked Shots	2.13	9th	2.17	T-7th
Scoring Margin	+0.6	10th	-4.6	10th
Turnover Margin	-1.44	10th	-2.56	10th
Scoring Offense	60.2	10th	57.9	11th
3-PT FG Defense	.353	10th	.362	7th
Ast./TO Ratio	0.94	10th	0.85	9th
Assists	11.72	11th	11.06	11th
Steals	4.75	11th	3.83	11th

INDIVIDUAL STATISTICS

Category	Player	ALL GAMES		BIG TEN	
		Stat	Rank	Stat	Rank
3-pt. FGs	Matt Gatens	1.63	12th	1.72	T-10th
	Devan Bawinkel	1.59	13th	1.72	T-10th
	Jake Kelly	---	---	1.78	9th
Minutes Played	Matt Gatens	33.97	7th	36.67	5th
	Jeff Peterson	32.96	11th	---	---
	Jake Kelly	---	---	34.94	7th
Scoring	Jake Kelly	11.6	17th	13.2	11th
	Matt Gatens	10.8	23rd	11.7	19th
	Jeff Peterson	10.6	24th	---	---
Assists	Jeff Peterson	4.24	7th	---	---
	Jake Kelly	3.06	13th	3.22	11th
Free Throw %	Matt Gatens	.904	1st	.873	2nd
	Jake Kelly	.835	4th	---	---
	Jeff Peterson	.825	7th	---	---
Steals	Jeff Peterson	1.20	13th	---	---
3-pt. FG%	Matt Gatens	.403	6th	.360	14th
	Devan Bawinkel	.366	14th	---	---
	Jake Kelly	.365	15th	.386	9th
Ast/TO Ratio	Jeff Peterson	1.34	10th	---	---
	Jake Kelly	1.11	13th	0.97	13th

FINAL 2009 BIG TEN STANDINGS

	BIG TEN			ALL GAMES		
	W	L	PCT	W	L	PCT
*Michigan State	15	3	.833	31	7	.816
#Purdue	11	7	.611	27	10	.730
Illinois	11	7	.611	24	10	.706
^Penn State	10	8	.556	27	11	.711
Ohio State	10	8	.556	22	11	.667
Wisconsin	10	8	.556	20	13	.606
Minnesota	9	9	.500	22	11	.667
Michigan	9	9	.500	21	14	.600
Northwestern	8	10	.444	17	14	.548
Iowa	5	13	.278	15	17	.469
Indiana	1	17	.056	6	25	.194

-- Big Ten Tournament Champion | * -- NCAA runner-up | ^ -- NIT Champion

2008-09 SENIOR CAREER STATISTICS

Player	G/GS	FG-A	PCT	3-PT	PCT	FT-A	PCT	O-D-REB	AVG	PF-DI	AS	TO	BK	ST	PTS	AVG
Angle	62/4	41-105	.390	21-59	.356	14-20	.700	67	1.1	54-0	23	28	1	10	117	1.9
Tate	85/59	192-320	.600	0-0	.000	166-264	.629	432	5.1	236-8	25	127	33	53	550	6.5

IOWA HISTORY

OPPONENTS | HISTORY | HONORS



OPPONENT INFORMATION

S.I.D. Directory	140
CBE Classic	141
Opponents (listed alphabetically)	141
All-Time Series Results	150
Iowa vs. Conferences	152
Big Ten Conference Tournament Bracket	154
NCAA Tournament Bracket	155

IOWA BASKETBALL HISTORY

Iowa's Final Four Teams	156
Iowa's Big Ten Champions	157
Honored Hawkeyes	159
Chris Street Award	162
MVPs	164
NBA Draft	165
Retired Jerseys	166
All-Time Lettermen	167
Hawkeyes by Jersey	170

IOWA BASKETBALL RECORDS

Individual Records	172
Team Records	173
Single-Game Individual Leaders	174
Season Individual Leaders	175
Career Individual Leaders	176
Team Leaders: Single-Game & Season	177
Season Leaders	178
Tournament Records	180
Carver-Hawkeye Arena Records	181
1,000-Point Club	182
Iowa's Tournament History	188
Yearly Record	192
Yearly Team Statistics	194
All-Time Coaching Results	197

IOWA INFORMATION

Hawkeye Visions	198
Area Lodging/Restaurant Directory	199
Media Information	200
Iowa Sports Information	201
Media Outlets	202
Former Hawkeyes in the NBA	204

2009 - 2010 SPORTS INFORMATION DIRECTORY

2009 - 2010 OPPONENTS

BOWLING GREEN

Basketball SID: Jason Knavel
 SID E-Mail: navel@bgsu.edu
 School Web Site: bgsufalcons.com
 Office Telephone: (419) 372-7075
 Cell Telephone: (814) 464-5009
 Office FAX: (814) 464-5009
 Press Row Telephone: (419) 372-7131

DRAKE

Basketball SID: Mike Mahon
 SID E-Mail: mike.mahon@drake.edu
 School Web Site: drakebulldogs.org
 Office telephone: (515) 271-3012
 Cell Telephone: (515) 208-8281
 Office FAX: (515) 271-3015
 Press Row Telephone: (515) 271-4884

DUQUESNE

Basketball SID: Dave Saba
 SID E-Mail: saba@duq.edu
 School Web Site: goduquesne.com
 Office Telephone: (412) 396-5861
 Cell Telephone: (412) 225-5317
 Office FAX: (412) 396-6210
 Press Row Telephone: (412) 396-4925

ILLINOIS

Basketball SID: Derrick Burson
 SID E-Mail: burson@illinois.edu
 School Web Site: fightingillini.com
 Office Telephone: (217) 333-1391
 Cell Telephone: (217) 766-7315
 Office FAX: (217) 333-5540
 Press Row Telephone: (217) 333-1227

INDIANA

Basketball Contact: J.D. Campbell
 SID E-Mail: jc56@indiana.edu
 School Web Site: iuhosiers.com
 Office Telephone: (812) 855-9794
 Cell Telephone: (812) 322-1437
 Office FAX: (812) 855-9401
 Press Row Telephone: (812) 855-2754

IOWA STATE

Basketball SID: Mike Green
 SID E-Mail: mgreen@iastate.edu
 School Web Site: cyclones.com
 Office Telephone: (515) 294-3372
 Cell Telephone: (515) 460-5804
 Office FAX: (515) 294-0125
 Press Row Telephone: (515) 294-6178

MARIAN UNIVERSITY

Basketball SID: Geoffre N. Sherman, Ph.D.
 SID E-Mail: gsherman@marian.edu
 School Web Site: muknights.com
 Office Telephone: (317) 955-6125
 Cell Telephone: (317) 509-9613
 Office FAX: (317) 955-6121
 Press Row Telephone: (317) 955-6773

MICHIGAN

Basketball SID: Tom Wywrot
 SID E-Mail: twywrot@umich.edu
 School Web Site: mgoblue.com
 Office Telephone: (734) 647-1268
 Cell Telephone: (734) 320-1148
 Office FAX: (734) 647-1188
 Press Row Telephone: (734) 998-7188

MICHIGAN STATE

Basketball SID: Matt Larson
 SID E-Mail: larson@ath.msu.edu
 School Web Site: msuspartans.com
 Office Telephone: (517) 355-2271
 Cell Telephone: (517) 927-6421
 Office FAX: (517) 353-9636
 Press Row Telephone: (517) 353-1626

MINNESOTA

Basketball SID: Matt Slieter
 SID E-Mail: slieter@umn.edu
 School Web Site: www.gophersports.com
 Office Telephone: (612) 625-4389
 Cell Phone: (612) 236-8841
 Office FAX: (612) 625-0359
 Press Row Telephone: (612) 626-1308

NORTH CAROLINA CENTRAL

Basketball SID: Chris Hooks
 SID E-Mail: whooks@nccu.edu
 School Web Site: nccueaglepride.com
 Office Telephone: (919) 530-7054
 Cell Telephone: (919) 810-7988
 Office FAX: (919) 530-5426
 Press Row Telephone: (919) 796-1696

NORTHERN IOWA

Basketball SID: Colin McDonough
 SID E-Mail: colin.mcdonough@uni.edu
 School Web Site: unipanthers.com
 Office Telephone: (319) 273-5456
 Cell Telephone: (319) 415-4059
 Office FAX: (319) 273-3602
 Press Row Telephone: (319) 273-4121

NORTHWESTERN

Basketball SID: Nick Brilowski
 SID E-Mail: brilowski@northwestern.edu
 School Web Site: nusports.com
 Office Telephone: (847) 467-3831
 Cell Telephone: (847) 239-4127
 Office FAX: (847) 491-8818
 Press Row Telephone: (847) 491-8852/8853

OHIO STATE

Basketball SID: Dan Wallenberg
 SID E-Mail: wallenberg.1@osu.edu
 School Web Site: ohiostatebuckeyes.com
 Office Telephone: (614) 292-6861
 Cell Telephone: (614) 266-4306
 Office FAX: (614) 292-8547
 Press Row Telephone: (614) 688-5330

PENN STATE

Basketball SID: Brian Siegrist
 SID E-Mail: tbs1@psu.edu
 School Web Site: gopsusports.com
 Office Telephone: (814) 865-1757
 Cell Telephone: (814) 777-5126
 Office FAX: (814) 863-3165
 Press Row Telephone: (814) 863-3294

PITTSBURGH

Basketball SID: Greg Hotchkiss
 SID E-Mail: ghotchkiss@athletics.pitt.edu
 School Web Site: pittsburghpanthers.com
 Office Telephone: (412) 648-8240
 Cell Telephone: (412) 491-5296
 Office FAX: (412) 648-8248
 Press Row Telephone: (412) 648-2318

PRAIRIE VIEW A&M

Basketball SID: Ryan McGinty
 SID E-Mail: rjmcginty@pvamu.edu
 School Web Site: sports.pvamu.edu
 Office Telephone: (936) 261-9100
 Cell Telephone: (281) 682-2376
 Office FAX: (936) 261-9159
 Press Row Telephone: (936) 857-4302

PURDUE

Basketball SID: Cory Walton
 SID E-Mail: cdwalton@purdue.edu
 School Web Site: purduesports.com
 Office Telephone: (765) 494-3201
 Cell Telephone: (765) 332-2063
 Office FAX: (765) 494-5447
 Press Row Telephone: (765) 494-6365

SOUTH CAROLINA STATE

Basketball SID: Bill Hamilton
 SID E-Mail: whamilton@scsu.edu
 School Web Site: scsuathletics.com
 Office Telephone: (803) 536-7060
 Cell Telephone: (803) 378-6165
 Office FAX: (803) 536-8622
 Press Row Telephone: (803) 536-8653

TENNESSEE STATE

Basketball SID: Wallace Dooley
 SID E-Mail: wdooley@tnstate.edu
 School Web Site: tsutigers.com
 Office Telephone: (615) 963-5674
 Cell Telephone: (615) 566-5026
 Office FAX: (615) 866-0086
 Press Row Telephone: (615) 963-7616/7617

TEXAS

Basketball SID: Scott McConnell
 SID E-Mail: Scott.McConnell@athletics.utexas.edu
 School Web Site: texassports.com
 Office Telephone: (512) 471-1345
 Cell Telephone: (512) 748-9313
 Office FAX: (512) 471-6040
 Press Row Telephone: (512) 471-4246

TEXAS-SAN ANTONIO

Basketball SID: Kyle Stephens
 SID E-Mail: kyle.stephens@utsa.edu
 School Web Site: goutsa.com
 Office Telephone: (210) 458-4551
 Cell Telephone: (210) 887-3636
 Office FAX: (210) 458-4569
 Press Row Telephone: (210) 458-4566

VIRGINIA TECH

Basketball SID: Bill Dyer
 SID E-Mail: wdyer@vt.edu
 School Web Site: hokiesports.com
 Office Telephone: (540) 231-8852
 Cell Telephone: (540) 998-5906
 Office FAX: (540) 231-6984
 Press Row Telephone: (540) 231-3048

WICHITA STATE

Basketball SID: Larry Rankin
 SID E-Mail: lrankin@goshockers.com
 School Web Site: goshockers.com
 Office Telephone: (316) 978-3265
 Cell Telephone: (316) 258-4354
 Office FAX: (316) 978-3336
 Press Row Telephone: (316) 978-3390

WISCONSIN

Basketball SID: Patrick Herb
 SID E-Mail: pah@athletics.wisc.edu
 School Web Site: uwbadgers.com
 Office Telephone: (608) 890-2477
 Cell Telephone: (608) 957-2085
 Office FAX: (608) 262-8184
 Press Row Telephone: (608) 265-4333

CBE CLASSIC • BOWLING GREEN

2009 - 2010 OPPONENTS

O'REILLY AUTO PARTS CBE CLASSIC

Monday-Tuesday, November 23-24

Sprint Center, Kansas City, MO

PRELIMINARY ROUNDS

NOV. 15

UC-Irvine at Texas, 1 p.m. (ESPNU)

Farleigh Dickinson at Wichita State, 3 p.m. (ESPNU)

Texas-San Antonio at Iowa, 5 p.m. (ESPNU)

NOV. 17

Binghamton at Pittsburgh, 4:30 p.m. (ESPN2)

Duquesne at Iowa, 8 p.m. (ESPNU)

NOV. 18

Arkansas Monticello at Wichita State, 7 p.m.

Western Carolina at Texas, 8 p.m. (ESPNU)

NOV. 19

Eastern Kentucky at Pittsburgh, 6 p.m.



SEMIFINAL ROUND, SPRINT CENTER, KANSAS CITY, MO

MONDAY, NOV. 23

6:30 p.m., Game One: Pittsburgh vs. Wichita State (ESPN2)

8:45 p.m., Game Two: Iowa vs. Texas (ESPN2)

CHAMPIONSHIP ROUND, SPRINT CENTER, KANSAS CITY, MO

TUESDAY, NOV. 24

6:45 p.m. Consolation Game (ESPNU)

9:05 p.m. Championship Game (ESPN2)

All times listed are central

CBE CLASSIC PAST CHAMPIONS

2001	Missouri (Iowa runner-up)
2002	Creighton
2003	South Carolina
2004	Creighton
2005	Texas (Iowa runner-up)
2006	Marquette
2007	UCLA
2008	Syracuse

BOWLING GREEN STATE UNIVERSITY

Friday, November 20, Iowa City, IA, 8:05 p.m., Mediacom

SCHOOL FACTS

Location: Bowling Green, OH

Enrollment: 15,356

President: Dr. Carol A. Cartwright

Athletic Director: Greg Christopher

Nickname: Falcons

Colors: Orange and Brown

Conference: Mid-American

Arena: Anderson Arena (3,500)

COACHING STAFF

Head Coach: Louis Orr (Syracuse, '80)

Office: (419) 371-2255

At Bowling Green: 32-31 (2 years)

Overall: 132-111 (8 years)

Assistant Coaches: LaMonta Stone, Louis Twigg

SPORTS INFORMATION

Basketball Contact: Jason Knavel

Office: (419) 372-7075

Cell: (814) 464-5009

E-Mail: jknavel@bgsu.edu

SID Fax: (419) 372-6015

Basketball Press Row: (419) 372-7131

Web Site: bgsufalcons.com

SID Mailing Address: 251 Perry Stadium East

Bowling Green, OH 43403

SERIES HISTORY

Iowa leads series, 2-0

At Iowa City: 1-0

At Bowling Green: 1-0

Current Streak: Iowa - 2

Lickliter vs. Bowling Green: 1-0

Orr vs. Iowa: 0-0

Iowa Biggest Margin: 89-78, 1970

TEAM INFORMATION

2009 Overall Record: 19-14

2009 League Record (Finish): 11-5 (1st, East Division)

2009 Post-season: NIT 1st round

Starters Returning/Lost: 2/3

Lettermen Returning/Lost: 8/3

TOP RETURNEES (2008-09 STATS)

*Joe Jakubowski, (6-2, Jr., G, 7.7 ppg, 3.5 apg)

*Otis Polk (6-9, Sr., C, 6.1 ppg, 5.5 rpg)

*denotes returning starter

INDIANA • IOWA STATE • MARIAN

2009 - 2010 OPPONENTS

INDIANA UNIVERSITY

Saturday, January 24, Bloomington, IN, 4:06 p.m., BTN

Sunday, February 28, Iowa City, IA, 5:06 p.m., BTN

SCHOOL FACTS

Location: Bloomington, IN
 Enrollment: 40,354
 President: Michael McRobbie
 Athletic Director: Fred Glass
 Nickname: Hoosiers
 Colors: Cream & Crimson
 Conference: Big Ten
 Facility: Assembly Hall (17,357)

COACHING STAFF

Head Coach: Tom Crean (Central Michigan, 1989)
 Office: (812) 855-2238
 At Indiana: 6-25 (1 year)
 Overall: 196-121 (10 years)
 Assistant Coaches: Tim Buckley, Bennie Seltzer, Roshown McLeod

SPORTS INFORMATION

SID/Basketball Contact: J.D. Campbell
 Office: (812) 855-9794
 Cell: (812) 322-1437
 E-mail: jc56@indiana.edu
 SID Fax: (812) 855-9401
 Basketball Press Row: (812) 855-2754
 Web Site: iuhoosiers.com
 SID Mailing Address: Media Relations Office, 1001 E. 17th Street, Bloomington, IN 47408

SERIES HISTORY

Indiana leads series, 94-69
 At Iowa City: 41-39
 At Bloomington: 26-55
 Neutral Site: 2-0
 Lickliter vs. Indiana: 3-5
 Crean vs. Iowa: 1-1
 Current Streak: Indiana - 1
 Iowa's Longest Win Streak: 7 (1966-70)
 Indiana's Longest Win Streak: 11 (1971-77)
 Iowa's Biggest Margin: 90-61, 1979
 Indiana's Biggest Margin: 102-49, 1975

TEAM INFORMATION

2009 Overall Record: 6-25
 2009 League record (Finish): 1-17 (11th)
 2009 Post-season: NA
 Starters Returning/Lost: 3/2
 Lettermen Returning/Lost: 9/5

TOP RETURNEES (2008-09 STATS)

*Devan Dumes (6-7, Sr., F, 12.7 ppg, 2.9 rpg)
 *Verdell Jones III (6-5, Sr., G, 11.0 ppg, 3.2 rpg)
 *Tom Pritchard (6-9, Sr., F, 9.7 ppg, 6.4 rpg)

*denotes returning starter

IOWA STATE UNIVERSITY

Friday, December 11, Ames, IA, 7:05 p.m., CTN

SCHOOL FACTS

Location: Ames, IA
 Enrollment: 26,856
 President: Dr. Gregory L. Geoffroy
 Athletic Director: Jamie Pollard
 Nickname: Cyclones
 Colors: Cardinal and Gold
 Conference: Big 12
 Arena: James H. Hilton Coliseum (14,356)

COACHING STAFF

Head Coach: Greg McDermott (Northern Iowa, 1988)
 Office: (515) 294-8232
 At Iowa State: 44-51 (3 years)
 Overall: 265-178 (15 years)
 Assistant Coaches: Jeff Rutter, T.J. Otzelberger, Daniyal Robinson

SPORTS INFORMATION

Assoc. SID/Basketball Contact: Mike Green
 Office: (515) 294-3372
 Cell: (515) 460-5804
 E-Mail: mgreen@iastate.edu
 SID Fax: (515) 294-0125
 Basketball Press Row: (515) 294-6178
 Web Site: cyclones.com
 SID Mailing Address: 1800 S. Fourth Street, Jacobson Bldg., Ames, IA 50011

SERIES HISTORY

Iowa leads series, 42-20
 At Iowa City: 26-5
 At Ames: 16-15
 Lickliter vs. Iowa State: 1-1
 McDermott vs. Iowa: 4-4
 Current Streak: Iowa - 1
 Iowa's Longest Win Streak: 10 (1910-16)
 Iowa State's Longest Win Streak: 3 (1984-86)
 Iowa's Biggest Margin: 78-51, 1993
 Iowa State's Biggest Margin: 94-77, 1974

TEAM INFORMATION

2009 Overall Record: 15-17
 2009 League Record (Finish): 4-12 (10th)
 2009 Post-season: NA
 Starters Returning/Lost: 4/1
 Lettermen Returning/Lost: 7/6

TOP RETURNEES (2008-09 STATS)

*Craig Brackins (6-10, Jr., F, 20.2 ppg, 9.50 rpg)
 *Dante Garrett (6-4, Jr., G, 9.8 ppg, 3.3 rpg)

*denotes returning starter

MARIAN UNIVERSITY

Sunday, November 8, Iowa City, IA, 12:35 p.m., Mediacom

SCHOOL FACTS

Location: Indianapolis, IN
 Enrollment: 2,200
 President: Daniel J. Elsener
 Athletic Director: Joseph R. Haklin
 Nickname: Knights
 Colors: Marian Blue & Gold
 Conference: Mid-Central College
 Arena: Physical Education Center (1,600)

COACHING STAFF

Head Coach: John Grimes (Indiana State, '68)
 Office: (317) 955-6118
 At Marion University: 517-371 (33 years)
 Overall: 517-371 (33 years)
 Assistant Coaches: Scott Fleming, Greg Mingus, Jesse McClung

SPORTS INFORMATION

SID/Basketball Contact: Geoff N. Sherman, Ph.D.
 Office: (317) 955-6125
 Cell: (317) 509-9613
 E-Mail: gsherman@marian.edu
 SID Fax: (317) 955-6121
 Basketball Press Row: (317) 955-6773
 Web Site: www.muknights.com
 SID Mailing Address: 3200 Cold Spring Road, Indianapolis, IN 46222

SERIES HISTORY

1st Meeting

TEAM INFORMATION

2009 Overall Record: 11-15
 2009 League Record (Finish): 2-14 (9th)
 2009 Post-season: NA
 Starters Returning/Lost: 5/0
 Lettermen Returning/Lost: 11/1

TOP RETURNEES (2008-09 STATS)

*Jordan Tucker (6-3, Jr., G, 5.8 ppg, 3.4 rpg)
 *Anthony Furlin (6-1, Jr., G, 11.8 ppg, 1.5 rpg)

*denotes returning starter

MICHIGAN • MICHIGAN STATE • MINNESOTA

2009 - 2010 OPPONENTS

UNIVERSITY OF MICHIGAN

Saturday, January 30, Ann Arbor, MI, 3:35 p.m., BTN
Tuesday, February 16, Iowa City, IA, 8:05 p.m., BTN

SCHOOL FACTS

Location: Ann Arbor, MI
Enrollment: 38,980
President: Mary Sue Coleman
Athletic Director: Bill Martin
Nickname: Wolverines
Colors: Maize & Blue
Conference: Big Ten
Facility: Crisler Arena (13,751)

COACHING STAFF

Head Coach: John Beilein (Wheeling Jesuit, 1975)
Office: (734) 763-5504
At Michigan: 31-36 (2 years)
Overall: 582-354 (31 years)
Associate Head Coach: Jerry Dunn
Assistant Coaches: Mike Jackson, John Mahoney

SPORTS INFORMATION

Basketball SID: Tom Wywrot
Office: (734) 647-1268
Cell: (734) 320-1148
E-Mail: twywrot@umich.edu
SID Fax: (734) 647-1188
Basketball Press Row: (734) 998-7188
Web Site: mgoblue.com
SID Mailing Address: University of Michigan, Athletic Media Relations, 1100 South State Street, Ann Arbor, MI, 48109-2201

SERIES HISTORY

Michigan leads series, 84-57
At Iowa City: 35-33
At Ann Arbor: 22-47
Neutral: 0-4
Lickliter vs. Michigan State: 1-4
Beilein vs. Iowa: 3-2
Current Streak: Michigan - 1
Iowa's Longest Win Streak: 5 (1942-47, 1951-53)
Michigan's Longest Win Streak: 9 (1974-78)
Iowa's Biggest Margin: 95-69, 1972
Michigan's Biggest Margin: 127-96, 1990

TEAM INFORMATION

2009 Overall Record: 21-14
2009 League Record (Finish): 9-9 (T-7th)
2009 Post-season: NCAA 2nd Round
Starters Returning/Lost: 4/1
Lettermen Returning/Lost: 9/4

TOP RETURNEES (2008-09 STATS)

*Manny Harris (6-5, Jr., G, 16.9 ppg, 6.8 rpg)
*DeShawn Sims (6-8, Sr., F, 15.4 ppg, 6.8 rpg)
Zack Gibson (6-10, Sr., F, 4.6 ppg, 2.4 rpg.)

*denotes returning starter

MICHIGAN STATE UNIVERSITY

Saturday, January 9, Iowa City, IA, 4:35 p.m., BTN
Wednesday, January 20, East Lansing, MI, 5:35 p.m., BTN

SCHOOL FACTS

Location: East Lansing, MI
Enrollment: 47,100
President: Dr. Lou Anna K. Simon
Athletic Director: Mark Hollis
Nickname: Spartans
Colors: Green & White
Conference: Big Ten
Facility: Breslin Center (14,759)

COACHING STAFF

Head Coach: Tom Izzo (Northern Michigan, 1977)
Office: (517) 355-1643
At MSU: 336-137 (14 years)
Overall: 336-137 (14 years)
Assistant Coaches: Mark Montgomery, Dwayne Stephens, Mark Garland

SPORTS INFORMATION

Basketball Contact: Matt Larson
Office: (517) 355-2271
Cell: (517) 927-6421
E-Mail: larson@ath.msu.edu
SID Fax: (517) 353-9636
Basketball Press Row: (517) 353-1626
Web Address: msuspartans.com
SID Mailing Address: 222 Breslin Center, East Lansing, MI, 48824

SERIES HISTORY

MSU leads series, 60-52
At Iowa City: 33-20
At East Lansing: 17-39
Neutral: 2-1
Lickliter vs. Michigan State: 1-3
Izzo vs. Iowa: 18-8
Current Streak: Michigan State - 3
Iowa's Longest Win Streak: 5 (1950-52 and 1987-89)
MSU's Longest Win Streak: 8 (1993-01)
Iowa's Biggest Margin: 111-68, 1965
MSU's Biggest Margin: 81-49, 2007

TEAM INFORMATION

2009 Overall Record: 31-7
2009 League Record (Finish): 15-3 (1st)
2009 Post-season: NCAA Runner-Up
Starters Returning/Lost: 3/2
Lettermen Returning/Lost: 12/4

TOP RETURNEES (2008-09 STATS)

*Raymar Morgan (6-8, Sr., F, 10.2 ppg, 5.3 rpg)
*Kalin Lucas (6-0, Jr., G, 14.7 ppg, 2.1 rpg, 4.6 apg)

*denotes returning starter

UNIVERSITY OF MINNESOTA

Saturday, January 2, Iowa City, IA, 3:05 p.m., BTN
Sunday, March 7, Minneapolis, MN, 5:05 p.m., BTN

SCHOOL FACTS

Location: Minneapolis, MN
Enrollment: 50,883
President: Robert Bruininks
Athletic Director: Joel Maturi
Nickname: Golden Gophers
Colors: Maroon & Gold
Conference: Big Ten
Facility: Williams Arena (14,625)

COACHING STAFF

Head Coach: Tubby Smith (High Point, 1973)
Office: (612) 625-3085
At Minnesota: 42-25 (2 years)
Overall: 429-170 (18 years)
Associate Head Coach: Ron Jirsa
Assistant Coaches: Vince Taylor, Saul Smith

SPORTS INFORMATION

Basketball Contact: Matt Slieter
Office: (612) 625-4389
Cell Phone: (612) 236-8841
E-Mail: Slieter@umn.edu
SID Fax: (612) 625-0359
Basketball Press Row: (612) 626-1308
Web Address: www.gophersports.com
SID Mailing Address: 244 Bierman, 516 15th Ave. S.E.
Minneapolis, MN, 55455

SERIES HISTORY

Minnesota leads series, 96-88
At Iowa City: 52-38
At Minneapolis: 33-58
Neutral: 3-0
Current Streak: Minnesota - 2
Iowa's Longest Win Streak: 6 (1943-46)
Minnesota's Longest Win Streak: 9 (1935-40)
Iowa's Biggest Margin: 99-61, 1989
Minnesota's Biggest Margin: 47-10, 1902

TEAM INFORMATION

2009 Overall Record: 22-11
2009 League Record (Finish): 9-9 (8th)
2009 Post-season: NCAA 1st round
Starters Returning/Lost: 4/1
Lettermen Returning/Lost: 9/4

TOP RETURNEES (2008-09 STATS)

*Damien Johnson (6-7 Sr., F, 9.8 ppg, 4.2 rpg)
*Al Nolen (6-1, Jr., G, 6.5 ppg, 3.2 rpg)
*Lawrence Westbrook (6-0, Sr., G, 12.6 ppg, 2.5 rpg)

*denotes returning starter

NORTHERN IOWA • NC CENTRAL • NORTHWESTERN

2009 - 2010 OPPONENTS

UNIVERSITY OF NORTHERN IOWA

Tuesday, December 8, Cedar Falls, IA, 7:05 p.m., PSN

SCHOOL FACTS

Location: Cedar Falls, IA
Enrollment: 12,908
President: Dr. Benjamin Allen
Athletic Director: Troy Dannen
Nickname: Panthers
Colors: Purple & Old Gold
Conference: Missouri Valley
Facility: McLeod Center (7,293)

COACHING STAFF

Head Coach: Ben Jacobson (North Dakota, 1994)
Office: (319) 273-7609
At Northern Iowa: 59-38 (3 years)
Overall: 59-38 (3 years)
Assistant Coaches: Kyle Green, P.J. Hogan, Ben Johnson

SPORTS INFORMATION

SID: Colin McDonough
Office: (319) 273-5456
Cell: (319) 415-4059
E-Mail: colin.mcdonough@uni.edu
SID Fax: (319) 273-3602
Basketball Press Row: (319) 273-4121
Web Site: unipanthers.com
SID Mailing Address: UNI-Dome NW Upper, Cedar Falls, IA 50614-0314

SERIES HISTORY

Iowa leads series, 32-7
At Iowa City: 21-1
At Cedar Falls: 11-6
Lickliter vs. UNI: 4-0
Jacobson vs. Iowa: 0-2
Current Streak: Iowa - 2
Iowa's Longest Win Streak: 10 (1906-13)
UNI's Longest Win Streak: 2 (2006-07)
Iowa's Biggest Margin: 73-16, 1907
UNI's Biggest Margin: 77-66, 2004

TEAM INFORMATION

2009 Overall Record: 23-11
2009 League Record (Finish): 14-4 (T1st)
2009 Post Season: NCAA 1st Round
Starters Returning/Lost: 5/0
Lettermen Returning/Lost: 9/1

TOP RETURNEES (08-09 STATS)

*Adam Koch, (6-9, Sr., F, 12.1 ppg, 5.1 rpg)
*Kwadzo Ahelegbe (6-2, Jr., G, 11.8 ppg, 3.1 rpg)
*Jordan Eglseider (7-1, Sr., c, 10.2 ppg, 6.4 rpg)

*denotes returning starters

N.C. CENTRAL UNIVERSITY

Saturday, November 28, Iowa City, IA, 12:35 p.m., BTN

SCHOOL FACTS

Location: Durham, NC
Enrollment: 8,383
Chancellor: Charlie Nelms
Athletic Director: Ingrid Wicker-McCree
Nickname: Eagles
Colors: Maroon and Gray
Conference: Independent
Arena: McLendon-McDougald Gymnasium (3,056)

COACHING STAFF

Head Coach: LeVelle Moton (NCCU '86)
Office: (919) 530-7054
At NCCU: 1st year
Overall: 1 year
Assistant Coaches: Ray Martin, Robert Brickey

SPORTS INFORMATION

SID/Basketball Contact: Chris Hooks
Office: (919) 530-7054
Cell: (919) 810-7988
E-Mail: whooks@nccu.edu
SID Fax: (919) 530-5426
Basketball Press Row: (919) 796-1696
Web Site: NCCUEaglePride.com
SID Mailing Address: Room 116, McDougald Gym, 1801 Fayetteville St., Durham, NC 27707

SERIES HISTORY

1st Meeting

TEAM INFORMATION

2009 Overall Record: 4-27
2009 League Record (Finish): NA
2009 Post-season: NA
Starters Returning/Lost: 3/2
Lettermen Returning/Lost: 7/6

TOP RETURNEES (2008-09 STATS)

*Michael Glasker (5-7, Jr., g, 2.8 ppg, 1.1 rpg, 80 assists)
*Joshua Worthy (6-9, Jr., f, 3.5 ppg, 2.5 rpg, 16 blocks)

*denotes returning starter

NORTHWESTERN UNIVERSITY

Wednesday, February 10, Iowa City, IA, 7:35 p.m., BTN
Tuesday, February 25, Evanston, IL, 6:05 p.m., ESPN/2

SCHOOL FACTS

Location: Evanston, IL
Enrollment: 8,000
President: Morton O. Schapiro
Athletic Director: Jim Phillips
Nickname: Wildcats
Colors: Purple & White
Conference: Big Ten
Facility: Welsh-Ryan Arena (8,117)

COACHING STAFF

Head Coach: Bill Carmody (Union, 1975)
Office: (847) 491-7906
At Northwestern: 120-149 (9 years)
Overall: 212-174 (13 years)
Assistant Coaches: Mitch Henderson, Tavaras Hardy, Ivan Vujic

SPORTS INFORMATION

Basketball Contact: Nick Brilowski
Office: (847) 467-3831
Cell Phone: (847) 239-4127
E-mail: brilowski@northwestern.edu
SID Fax: (847) 491-8818
Basketball Press Row: (847) 491-8852/8853
Web Site: nusports.com
SID Mailing Address: 1501 Central Street, Evanston, IL 60208

SERIES HISTORY

Iowa leads series, 107-52
At Iowa City: 62-16
At Evanston: 44-36
Neutral Site: 1-0
Lickliter vs. Northwestern: 3-1
Carmody vs. Iowa: 7-9
Current Streak: Northwestern - 1
Iowa's Longest Win Streak: 14 (1978-85)
Northwestern's Longest Win Streak: 8 (1913-17)
Iowa's Biggest Margin: 116-77, 1995
Northwestern's Biggest Margin: 41-16, 1931

TEAM INFORMATION

2009 Overall Record: 17-14
2009 League Record (Finish): 8-10 (9th)
2009 Post-Season: NIT 1st round
Starters Returning/Lost: 4/1
Lettermen Returning/Lost: 12/4

TOP RETURNEES (2008-09 STATS)

*Kevin Coble (6-8, Sr., F, 15.5 ppg, 4.8 rpg)
*Michael Thompson (5-10, Jr., G, 9.9 ppg, 1.9 rpg)

*denotes returning starter

OHIO STATE • PENN STATE • PITTSBURGH

2009 - 2010 OPPONENTS

OHIO STATE UNIVERSITY

Wednesday, January 27, Iowa City, IA, 7:35 p.m., BTN
 Sunday, February 7, Columbus, OH, 11:05 a.m., BTN

SCHOOL FACTS

Location: Columbus, OH
 Enrollment: 53,715
 President: Gordon Gee
 Athletic Director: Eugene Smith
 Nickname: Buckeyes
 Colors: Scarlet & Gray
 Conference: Big Ten
 Facility: Value City Arena (19,049)

COACHING STAFF

Head Coach: Thad Matta (Butler, 1990)
 Office: (614) 292-0505
 At Ohio State: 127-46 (5 years)
 Overall: 229-77 (9 years)
 Assistant Coaches: Alan Major, Brandon Miller, Jeff Boals

SPORTS INFORMATION

Asst. AD-Comm.: Dan Wallenberg
 Basketball Contact: Dan Wallenberg
 Office: (614) 292-6861
 Cell: (614) 266-4306
 E-Mail: wallenberg.1@osu.edu
 SID Fax: (614) 292-8547
 Basketball Press Row: (614) 688-5330
 Web Address: ohiostatebuckeyes.com
 SID Mailing Address: 124 St. John Arena, 410 Woody Hayes Drive,
 Columbus, OH 43210

SERIES HISTORY

Iowa leads series, 75-70
 At Iowa City: 47-23
 At Columbus: 26-44
 Neutral: 2-3
 Lickliter vs. Ohio State: 1-4
 Matta vs. Iowa: 4-4
 Current Streak: Ohio State - 2
 Iowa's Longest Win Streak: 10 (1994-99)
 Ohio State's Longest Win Streak: 4 (1929-33; 1936-39; 1960-62;
 1980-81)
 Iowa's Biggest Margin: 90-56, 1967
 Ohio State's Biggest Margin: 79-48, 2008

TEAM INFORMATION

2009 Overall Record: 22-11
 2009 League Record (Finish): 10-8 (T-4th)
 2009 Post-Season: NCAA 1st Round
 Starters Returning/Lost: 5/0
 Lettermen Returning/Lost: 10/1

TOP RETURNEES (2008-09 STATS)

*Evan Turner (6-7, Jr., G/F, 17.3 ppg, 7.1 rpg)
 *William Buford (6-5, Sr., G, 11.3 ppg, 3.7 rpg)
 *Jon Diebler (6-6, Jr., G, 11.3 ppg, 3.7 rpg)

*denotes returning starter

PENN STATE UNIVERSITY

Saturday, January 16, Iowa City, IA, 12:05 p.m., BTN

SCHOOL FACTS

Location: University Park, PA
 Enrollment: 42,294
 President: Dr. Graham Spanier
 Athletic Director: Tim Curley
 Nickname: Nittany Lions
 Colors: Blue & White
 Conference: Big Ten
 Facility: Bryce Jordan Center (15,261)

COACHING STAFF

Head Coach: Ed DeChellis (Penn State, '82)
 Office: (814) 865-5494
 At Penn State: 84-103 (6 years)
 Overall: 189-196 (13 years)
 Assistant Coaches: Kurt Kanaskie, Lewis Preston, Dan Earl

SPORTS INFORMATION

Basketball Contact: Brian Siegrist
 Office: (814) 865-1757
 Cell Phone: (814) 777-5126
 E-Mail: tbs1@psu.edu
 SID Fax: (814) 863-3165
 Basketball Press Row: (814) 863-3294
 Web Site: gopsusports.com
 SID Mailing Address: 101D Bryce Jordan Center, University Park,
 PA 16802

SERIES HISTORY

Iowa leads series, 21-11
 At Iowa City: 12-3
 At University Park: 6-8
 Neutral: 3-0
 Lickliter vs. Penn State: 2-2
 DeChellis vs. Iowa: 3-7
 Current Streak: Iowa - 1
 Iowa's Longest Win Streak: 6 (2003-06)
 Penn State's Longest Win Streak: 4 (1994-96)
 Iowa's Biggest Margin: 82-53, 1955
 Penn State's Largest Margin: 74-64, 1995

TEAM INFORMATION

2009 Overall Record: 27-11
 2009 League Record (Finish): 10-8 (T-4th)
 2009 Post-Season: NIT Champions
 Starters Returning/Lost: 3/2
 Lettermen Returning/Lost: 8/4

TOP RETURNEES (2008-09 STATS)

*Tabor Battle (5-11, Jr., PG, 16.7 ppg, 5.3 rpg)
 *Andrew Jones (6-9, Jr., F, 6.2 ppg, 5.7 rpg)
 *David Jackson (6-6, Jr., F, 4.5 ppg, 3.2 rpg)

*denotes returning starter

UNIVERSITY OF PITTSBURGH

O'Reilly Auto Parts CBE Classic
 Tuesday, November 24, Kansas City, MO, TBA, ESPN/2

SCHOOL FACTS

Location: Pittsburgh, PA
 Enrollment: 33,898
 Chancellor: Mark Nordenberg
 Athletic Director: Steve Pederson
 Nickname: Panthers
 Colors: Blue and Gold
 Conference: Big East
 Arena: Petersen Events Center (12,508)

COACHING STAFF

Head Coach: Jamie Dixon (TCU, '87)
 Office: (412) 648-8350
 At Pitt: 163-45 (6 years)
 Overall: 163-45 (6 years)
 Associate Head Coach: Tom Herrion
 Assistant Coaches: Pat Sandle, Brandin Knight

SPORTS INFORMATION

Basketball Contact: Greg Hotchkiss
 Office: (412) 648-8240
 Cell: (412) 491-5296
 E-Mail: ghotchkiss@athletics.pitt.edu
 SID Fax: (412) 648-8248
 Basketball Press Row: (412) 648-2318
 Web Site: pittsburghpanthers.com
 SID Mailing Address: PO Box 7436, Petersen Events Center, Pitts-
 burgh, PA 15213; overnight address: Athletic Media Relations,
 3719 Terrace Street, Pittsburgh, PA 15213

SERIES HISTORY

Pittsburgh leads series, 5-2
 At Iowa City: 0-4
 At Pittsburgh: 2-1
 Current Streak: Iowa - 2
 Iowa's Biggest Margin: 103-80 (1977)
 Pitt's Biggest Margin: 38-26, 1935

TEAM INFORMATION

2009 Overall Record: 31-5
 2009 League Record (Finish): 15-3 (T-2nd)
 2009 Post-season: NCAA Elite Eight
 Starters Returning/Lost: 1/4
 Lettermen Returning/Lost: 6/5

TOP RETURNEES (2008-09 STATS)

*Jermaine Dixon (6-3, Sr., G, 8.4 ppg, 2.6 rpg)
 Brad Wanamaker (6-4, Jr., G, 5.8 ppg, 3.3 rpg)

*denotes returning starter

PRAIRIE VIEW A&M • PURDUE • SOUTH CAROLINA STATE

2009 - 2010 OPPONENTS

PRAIRIE VIEW A&M

Saturday, December 5, Iowa City, IA, 3:05 p.m., Mediacom

SCHOOL FACTS

Location: Prairie View, TX
Enrollment: 8,543
President: Dr. George C. Wright
Athletic Director: Fred Washington
Nickname: Panthers
Colors: Purple and Old Gold
Conference: SWAC
Arena: William Nicks Bldg. (5,230)

COACHING STAFF

Head Coach: Byron Rimm II (Cal State, '99)
Office: (936) 261-9117
At Prairie View A&M: 33-60 (3 years)
Overall: 80-99 (6 years)
Associate Head Coach: Talvin Hester
Assistant Coaches: Jethro Hillman, Ahmed Khalfan

SPORTS INFORMATION

Basketball Contact: Ryan McGinty
Office: (936) 261-9100
Cell: (281) 682-2376
E-Mail: rjmcginty@pvamu.edu
SID Fax: (936) 261-9159
Basketball Press Row: (936) 857-4302
Web Site: <http://sports.pvamu.edu>
SID Mailing Address: PO Box 519 Mail Stop 1500, Prairie View, TX 77446

SERIES HISTORY

1st Meeting

TEAM INFORMATION

2009 Overall Record: 17-16
2009 League Record (Finish): 12-6 (3rd)
2009 Post-season: N/A
Starters Returning/Lost: 4/1
Lettermen Returning/Lost: 7/7

TOP RETURNEES (2008-09 STATS)

*Darnell Hугее (6-7, Sr., F, 12.0 ppg, 7.3 rpg)
*Christopher Jones, 6-0, Sr., G, 9.1 ppg, 4.1 rpg)

*denotes returning starter

PURDUE UNIVERSITY

Tuesday, December 19, Iowa City, IA, 6:05 p.m., BTN
Saturday, February 13, West Lafayette, IN, 3:35 p.m., BTN

SCHOOL FACTS

Location: West Lafayette, IN
Enrollment: 40,090
President: France Córdoba
Athletic Director: Morgan J. Burke
Nickname: Boilermakers
Colors: Old Gold and Black
Conference: Big Ten
Facility: Mackey Arena (14,123)

COACHING STAFF

Head Coach: Matt Painter (Purdue, 1994)
Office: (765) 494-3214
At Purdue: 83-50 (4 years)
Overall: 108-55 (5 years)
Associate Head Coach: Paul Lusk
Assistant Coaches: Jack Owens, Rick Ray

SPORTS INFORMATION

Basketball Contact: Cory Walton
Office: (765) 494-3201
Cell: (765) 337-2063
E-Mail: cdwalton@purdue.edu
SID Fax: (765) 494-5447
Basketball Press Row: (765) 494-6365
Web Site: purduesports.com
SID Mailing Address: Mackey Arena, Room 15, West Lafayette, IN 47907-1790

SERIES HISTORY

Purdue leads series, 80-70
At Iowa City: 47-25
At West Lafayette: 21-53
Neutral: 2-2
Lickliter vs. Purdue: 2-4
Painter vs. Iowa: 5-2
Current Streak: Purdue - 5
Iowa's Longest Win Streak: 6 (1953-57)
Purdue's Longest Win Streak: 7 (1974-77)
Iowa's Biggest Margin: 61-34, 1945
Purdue's Biggest Margin: 107-72, 1975

TEAM INFORMATION

2009 Overall Record: 27-10
2009 League Record (Finish): 15-3 (3rd)
2009 Post-season: NCAA Sweet 16
Starters Returning/Lost: 5/0
Lettermen Returning/Lost: 9/4

TOP RETURNEES (2008-09 STATS)

*Robbie Hummel (6-8, Jr., F, 12.5 ppg, 7.0 rpg, 1.9 apg)
*JaJuan Johnson (6-10, Jr., F/C, 13.4 ppg, 5.6 rpg)
*E'Twaun Moore (6-4, Jr., G, 13.8 ppg, 4.6 rpg, 3.0 apg)

*denotes returning starters

SOUTH CAROLINA STATE UNIVERSITY

Monday, December 21, 7:35 p.m., Iowa City, IA, BTN

SCHOOL FACTS

Location: Orangeburg, SC
Enrollment: 4,700
President: Dr. George E. Cooper
Athletic Director: Charlene Johnson
Nickname: Bulldogs
Colors: Garnet and Blue
Conference: Mid-Eastern Athletic Conference
Arena: Smith-Hammond-Middleton Memorial Center, (3,200)

COACHING STAFF

Head Coach: Tim Carter (Kansas, '79)
Office: (803) 536-8586
At South Carolina State: 30-34 (2 years)
Overall: 190-186 (13 years)
Assistant Coaches:

SPORTS INFORMATION

SID/Basketball Contact: Bill Hamilton
Office: (803) 536-7060
Cell: (803) 378-6165
E-Mail: whamilton@scsu.edu
SID Fax: (803) 536-8622
Basketball Press Row: (803) 536-8653
Web Site: scsuathletics.com
SID Mailing Address: P.O. Box 7128, 300 College Street NE, Orangeburg, SC 29117

SERIES HISTORY

1st meeting

TEAM INFORMATION

2009 Overall Record: 17-14
2009 League Record (Finish): 10-6 (2nd)
2009 Post-season: Lost in MEAC Tourney Quarterfinals
Starters Returning/Lost: 2/3
Lettermen Returning/Lost: 3/5

TOP RETURNEES (2008-09 STATS)

*Jason Flagler (6-4, Jr., F/G, 12.8 ppg, 6.2 rpg)
*Carrio Bennett (6-1, Jr., G, 7.3 ppg, 2.6 rpg)

*denotes returning starter

TENNESSEE STATE • TEXAS • TEXAS-SAN ANTONIO

2009 - 2010 OPPONENTS

TENNESSEE STATE

Tuesday, January 12, Iowa City, IA, 8:05 p.m., TBN

SCHOOL FACTS

Location: Nashville, TN
Enrollment: 9,024
President: Dr. Melvin N. Johnson
Athletic Director: Teresa L. Phillips
Nickname: Tigers
Colors: Reflex Blue and White
Conference: Ohio Valley Conference
Arena: John B. McClendon Court (10,500)

COACHING STAFF

Head Coach: John Cooper (Wichita State, '91)
Office: (615) 963-5900
At Tennessee State: 1st Year
Overall: 1st Year
Assistant Coaches: Travis Williams, Sheldon Everett, Dana Ford

SPORTS INFORMATION

Basketball Contact: Wally Dooley
Office: (615) 963-5674
Cell: (615) 566-5026
E-Mail: wdooley@tnstate.edu
SID Fax: (615) 866-0086
Basketball Press Row: (615) 963-7616/7617
Web Site: www.tsutigers.com
SID Mailing Address: PO Box 9603, 3500 John Merritt Blvd., Nashville, TN 37209

SERIES HISTORY

Iowa leads series, 1-0
At Iowa City: 1-0
Iowa's Biggest Margin: 84-51, 2003

TEAM INFORMATION

2009 Overall Record: 12-18
2009 League Record (Finish): 9-6 (6th)
2009 Post-season: NA
Starters Returning/Lost: 2/3
Lettermen Returning/Lost: 4/7

TOP RETURNEES (2008-09 STATS)

*Darius Cox (6-7, Jr., F, 10.7 ppg, 7.0 rpg)
*Jeremiah Crutcher (5-10, Sr., G, 4.2 ppg, 1.9 rpg)

*denotes returning starter

UNIVERSITY OF TEXAS

O'Reilly Auto Parts CBE Classic
Monday, November 23, Kansas City, MO, 8:45 p.m., ESPN2

SCHOOL FACTS

Location: Austin, TX
Enrollment: 49,984
President: William Powers, Jr.
Athletic Director: DeLoss Dodds
Nickname: Longhorns
Colors: Burnt Orange and White
Conference: Big 12
Arena: Frank Erwin Center (16,734)

COACHING STAFF

Head Coach: Rick Barnes (Lenoir-Rhyne, '77)
Office: (512) 471-5816
At Texas: 270-105, (11 years)
Overall: 472-239 (22 years)
Assistant Coaches: Russell Springmann, Rodney Terry, Chris Ogden

SPORTS INFORMATION

Basketball Contact: Scott McConnell
Office: (512) 471-1345
Cell: (512) 748-9313
E-Mail: Scott.McConnell@athletics.utexas.edu
SID Fax: (512) 471-6040
Basketball Press Row: (512) 471-4246
Web Site: texassports.com
SID Mailing Address: PO Box 7399, Austin, TX 78713-7399;
overnight address: 2101 San Jacinto Blvd., Belmont Hall Room 327, Austin, TX 78712

SERIES HISTORY

Iowa leads series, 2-1
Neutral: 2-1
Current Streak: Texas - 1
Lickliter vs. Texas: 0-0
Barnes vs. Iowa: 1-1
Iowa's Longest Win Streak: 2 (1992, 2004)
Texas' Longest Win Streak: 1 (2005)
Iowa's Biggest Margin: 98-92, 1992
Texas' Biggest Margin: 68-59, 2005

TEAM INFORMATION

2009 Overall Record: 23-12
2009 League Record (Finish): 9-7 (T-4th)
2009 Post-season: NCAA 2nd round
Starters Returning/Lost: 4/1
Lettermen Returning/Lost: 9/3

TOP RETURNEES (2008-09 STATS)

*Damion James (6-7, Sr., G/F, 15.4 ppg, 9.2 rpg)
*Dexter Pittman (6-10, Sr., C, 10.1 ppg, 5.5 rpg)
Gary Johnson (6-6, Jr., F, 10.0 ppg, 5.3 rpg)

*denotes returning starter

TEXAS-SAN ANTONIO

Sunday, November 15, Iowa City, IA, 5:05 p.m., ESPN2

SCHOOL FACTS

Location: San Antonio, TX
Enrollment: 28,413
President: Dr. Ricardo Romo
Athletic Director: Lynn Hickey
Nickname: Roadrunners
Colors: Navy blue, orange and white
Conference: Southland
Arena: UTSA Convocation Center (4,080)

COACHING STAFF

Head Coach: Brooks Thompson
Office: (210) 458-4493
At UTSA: 39-52 (3 years)
Overall: 94-66 (5 years)
Associate Head Coach: Dan O'Dowd
Assistant Coaches: Robert Guster, Jeff Renegar

SPORTS INFORMATION

SID/Basketball Contact: Kyle Stephens
Office: (210) 458-4551
Cell: (210) 887-3636
E-Mail: kyle.stephens@utsa.edu
SID Fax: (210) 458-4569
Basketball Press Row: (210) 458-4566
Web Site: goUTSA.com
SID Mailing Address: One UTSA Circle, San Antonio, TX 78249-0691

SERIES HISTORY

Iowa leads series, 2-0
At Iowa City: 2-0
Lickliter vs. UTSA: 2-0
Thompson vs. Iowa: 0-2
Iowa's Biggest Margin: 79-46, 2005

TEAM INFORMATION

2009 Overall Record: 19-13
2009 League Record (Finish): 8-8 (4th, SLC West)
2009 Post-season: NA
Starters Returning/Lost: 3/2
Lettermen Returning/Lost: 10/3

TOP RETURNEES (2008-09 STATS)

*Josh Bonney (6-6, Sr., F, 5.8 ppg, 4.5 rpg)
*Devin Gibson (6-0, Jr., G, 17.5 ppg, 3.7 rpg)
*Omar Johnson (5-7, Sr., G, 12.6 ppg, 3.2 rpg, 4.2 apg)

*denotes returning starter

VIRGINIA TECH • WICHITA STATE • WISCONSIN

2009 - 2010 OPPONENTS

VIRGINIA TECH

Tuesday, December 1, Iowa City, IA, 8:35 p.m., ESPN2

SCHOOL FACTS

Location: Blacksburg, VA
Enrollment: 30,000
President: Dr. Charles Steger
Athletic Director: Jim Weaver
Nickname: Hokies
Colors: Chicago Maroon and Burnt Orange
Conference: Atlantic Coast
Arena: Cassell Coliseum (9,847)

COACHING STAFF

Head Coach: Seth Greenberg
Office: (540) 231-6725
At Virginia Tech: 107-85 (6 years)
Overall: 320-255 (19 years)
Assistant Coaches: Bill Courtney, James Johnson, Ryan Odom

SPORTS INFORMATION

Associate SID/Basketball Contact: Bill Dyer
Office: (540) 231-8852
Cell: (540) 998-5906
E-Mail: wdyer@vt.edu
SID Fax: (540) 231-6984
Basketball Press Row: (540) 231-3048
Web Site: hokiesports.com
SID Mailing Address: 460 Jamerson Athletic Center, Blacksburg, VA 24061-0502

SERIES HISTORY

Virginia Tech leads series, 1-0
At Blacksburg: 0-1
Lickliter vs. Virginia Tech: 0-0
Greenberg vs. Iowa: 1-0
Current Streak: Virginia Tech - 1
Virginia Tech's Biggest Margin: 69-65, 2007

TEAM INFORMATION

2009 Overall Record: 19-15
2009 League Record (Finish): 7-9 (T-7th)
2009 Post-season: NIT second round
Starters Returning/Lost: 3/2
Lettermen Returning/Lost: 8/4

TOP RETURNEES (2008-09 STATS)

*Malcolm Delaney (6-2, Jr., G, 18.1 ppg, 4.0 rpg)
*Jeff Allen (6-7, 230, Jr., F, 13.7 ppg, 8.4 rpg)

*denotes returning starter

WICHITA STATE UNIVERSITY

O'Reilly Auto Parts CBE Classic
Tuesday, November 24, Kansas City, MO, TBA, ESPNU/2

SCHOOL FACTS

Location: Wichita, KS
Enrollment: 14,612
President: Dr. Don Beggs
Athletic Director: Eric Sexton
Nickname: Shockers
Colors: Black and Yellow
Conference: Missouri Valley
Arena: Charles Koch Arena (10,502)

COACHING STAFF

Head Coach: Gregg Marshall (Randolph-Macon, '85)
Office: (316) 978-3252
At Wichita State: 28-37 (2 years)
Overall: 222-120 (11 years)
Assistant Coaches: Earl Grant, Chris Jans, Marty Gross

SPORTS INFORMATION

Basketball Contact: Larry Rankin
Office: (316) 978-3265
Cell: (316) 258-4354
E-Mail: lrankin@goshockers.com
SID Fax: (316) 978-3336
Basketball Press Row: (316) 978-3390
Web Site: goshockers.com
SID Mailing Address: Office of Athletic Media Relations, 1845 Fairmount, Wichita, KS 67260-0018

SERIES HISTORY

Iowa leads series, 4-3
At Iowa City: 3-0
At Wichita: 1-2
Neutral: 0-1
Current Streak: Wichita State - 1
Iowa's Biggest Margin: 91-67, 1978
Wichita State's Biggest Margin: 93-88, 1968

TEAM INFORMATION

2009 Overall Record: 17-17
2009 League Record (Finish): 8-10 (5th)
2009 Post-season: CBI
Starters Returning/Lost: 3/2
Lettermen Returning/Lost: 7/5

TOP RETURNEES (2008-09 STATS)

*Clevin Hannah (5-11, Sr., G, 11.2 ppg, 2.1 rpg, 4.5 apg)
*Toure Murry (6-4, So., G, 11.0 ppg, 3.8 rpg)

*denotes returning starter

WISCONSIN

March 2-3-4, Madison, WI, TBD

SCHOOL FACTS

Location: Madison, WI
Enrollment: 42,041
Chancellor: Carolyn "Biddy" Martin
Athletic Director: Barry Alvarez
Nickname: Badgers
Colors: Cardinal & White
Conference: Big Ten Conference
Arena: Kohl Center (17,230)

COACHING STAFF

Head Coach: Bo Ryan (Wilkes, PA College, 1969)
Office: (608) 262-4597
At Wisconsin: 193-73 (8 years)
Overall: 576-176 (25 years)
Associate Head Coach: Greg Gard
Assistant Coaches: Gary Close, Howard Moore

SPORTS INFORMATION

SID: Brian Lucas
Basketball Contact: Patrick Herb
Office: (608) 890-2477
Cell: (608) 957-2085
E-Mail: pah@athletics.wisc.edu
SID Fax: (608) 262-8184
Basketball Press Row: (608) 265-4333
Web Site: uwbadgers.com
SID Mailing Address: 1440 Monroe Street, Madison, WI 53711

SERIES HISTORY

Iowa leads series, 77-74
At Iowa City: 49-24
At Madison: 27-48
Neutral: 1-2
Lickliter vs. Wisconsin: 1-3
Ryan vs. Iowa: 12-5
Current Streak: Wisconsin - 1
Iowa's Longest Win Streak: 9 (1981-85)
Wisconsin's Longest Win Streak: 8 (1909-1910)
Iowa's Biggest Margin: 101-48, 1986
Wisconsin's Biggest Margin: 38-12, 1912; 113-87, 1974

TEAM INFORMATION

2009 Overall Record: 20-13
2009 League Record (Finish): 10-8 (T-4th)
2009 Post-season: NCAA Second Round
Starters Returning/Lost: 3/2
Lettermen Returning/Lost: 13/4

TOP RETURNEES (2008-09 STATS)

*Trevon Hughes (6-0, Sr., G, 12.1 ppg, 3.2 rpg, 2.8 apg)
*Jason Bohannon (6-2, Sr., G, 10.3 ppg, 3.1 rpg, 1.7 apg)
*Jon Leuer (6-10, Jr., F, 8.8 ppg, 3.8 rpg, 0.8 apg)
Keaton Nankivil (6-8, Jr., F, 4.5 ppg, 2.5 rpg, 0.3 apg)

*denotes returning starter

SERIES RECORDS

2009 - 2010 OPPONENTS

SCHOOL	1ST MTG.	LAST MTG.	W-L	SCHOOL	1ST MTG.	LAST MTG.	W-L	SCHOOL	1ST MTG.	LAST MTG.	W-L
Abilene Christian	1986	1986	1-0	Colorado	1954	1996	4-3	Hawaii-Hilo	1986	1991	2-0
Air Force Academy	2005	2005	1-0	Colorado College	1949	1950	2-0	Hawaii-Pacific	1986	1986	1-0
Alabama	2007	2007	0-1	Colorado State	1954	1980	2-2	Highland Park	1903	1913	4-1
Alabama-Birmingham	1999	1999	1-0	Concordia (MO)	1930	1930	0-1	Holy Cross	1976	1976	1-0
Alabama State	2002	2002	1-0	Connecticut	1996	2000	2-1	Houston	1969	1982	1-1
Alaska-Anchorage	1987	1987	1-0	Coppin State	1999	2007	2-0	Idaho	1982	1982	0-1
American-Puerto Rico	1993	1993	1-0	Cornell (IA)	1911	1924	16-4	Idaho State	2008	2008	1-0
Arizona	1958	1996	5-3	Cornell (NY)	1958	2007	3-0	Illinois	1908	2009	66-76
Arizona State	1981	2007	1-2	Creighton	1922	2001	14-10	Illinois-Chicago	2009	2009	0-0
Arkansas	1966	1999	3-2	Dartmouth	1988	1994	2-0	Illinois State	1988	1988	0-1
Arkansas-Little Rock	1985	1986	2-0	Davidson	1969	1969	1-0	Illinois YMCA	1906	1906	0-1
Arkansas State	1986	1986	0-1	Dayton	1980	1980	1-0	Illinois Wesleyan	1921	1985	3-1
Army	1992	1992	1-0	Delaware	1987	1987	1-0	Indiana	1909	2009	69-94
Ashland (OH)	1971	1971	1-0	Denver	1937	1978	7-0	Indiana State	1941	1941	1-0
Augustana (IL)	1902	1946	8-2	DePaul	1939	1995	2-1	Iowa National Guard	1905	1913	2-1
Augustana (SD)	1976	1976	1-0	DePauw	1940	1952	4-0	Iowa State	1910	2009	42-20
Austin Peay	1997	1997	1-0	Des Moines College	1903	1903	1-0	Iowa Wesleyan	1912	1916	3-0
Baylor	1983	1983	1-0	Des Moines YMCA	1902	1913	3-5	Ithaca	1949	1949	1-0
Boston College	1975	2009	0-2	Detroit Mercy	1941	2001	7-0	Jackson State	1989	1989	1-0
Boston University	1985	2002	3-0	Drake	1909	2009	53-10	Jacksonville	1970	1970	0-1
Bowling Green	1968	1971	2-0	Drexel	1990	1990	1-0	James Madison	1983	1983	1-0
Bradley	1930	2008	6-4	Dubuque YMCA	1902	1902	1-0	Kansas	1902	2000	7-3
Brigham Young	1983	1987	2-0	Duke	1969	2002	1-7	Kansas City AC	1907	1907	0-1
BYU-Hawaii	1995	1995	1-0	Duquesne	1930	1972	2-1	Kansas State	1947	2009	4-4
Brown	1989	1989	1-0	Eastern Illinois	1989	2008	5-0	Kent	1977	1979	3-0
Bryant University	2009	2009	1-0	Eastern Michigan	1993	1993	1-0	Kentucky	1956	2006	3-5
Bucknell	1998	1998	1-0	Eastern Washington	2004	2004	1-0	Knox	1922	1943	4-0
Butler	1924	1992	6-6	East Tennessee State	1991	1996	2-0	Lafayette	1988	1988	1-0
California	1952	1997	6-4	Evansville	1960	1966	5-2	LaSalle	1955	2007	2-1
Cal-Irvine	1987	1993	2-1	Fairfield	2006	2006	1-0	Lawrence Tech	1950	1950	0-1
Cal-Poly	1969	1969	1-0	Florida Atlantic	2003	2003	1-0	Leander-Clarke	1912	1914	3-0
Cal State-Northridge	1978	1997	2-0	Florida Gulf Coast	2008	2008	1-0	Lehigh	1986	1994	2-0
Cal-Santa Barbara	1990	1990	1-0	Florida State	1988	2003	1-1	Lewis Institute	1906	1911	0-2
Carleton	1911	1948	10-6	Furman	1986	1986	1-0	Liberty	2003	2003	1-0
Carnegie Tech	1950	1950	1-0	George Mason	1985	1985	1-0	Lombard	1917	1922	2-1
Cedar Rapids YMCA	1908	1908	2-0	George Washington	1996	1996	1-0	Long Beach State	1994	1994	1-0
Centenary	1992	2005	3-0	Georgetown	1980	1980	1-0	Long Island	1995	1998	2-0
Central Conn. State	1993	1993	1-0	Georgia	1989	1998	1-1	Loyola-Chicago	1936	1968	4-3
Central Florida	1989	1989	1-0	Georgia State	1985	2007	2-0	Loyola-Marymount	1956	1987	2-0
Charleston Southern	2009	2009	1-0	Georgia Tech	2001	2003	1-1	Loyola-New Orleans	1957	1960	2-0
Chaminade	1991	1997	2-0	Gonzaga	1985	1986	2-0	Los Angeles State	1962	1962	1-0
Chicago	1905	1946	33-17	Grambling State	1997	1997	1-0	Louisiana-Monroe	1976	2008	3-1
Chicago State	1973	1998	3-0	Grinnell	1902	1917	18-19	Louisiana Tech	1992	2002	2-0
Cincinnati	1960	2005	2-6	Hamline	1935	1935	1-0	Louisiana State	1964	2002	0-3
Citadel	2007	2009	2-0	Hardin-Simmons	1971	1972	2-0	Louisville	1980	2005	2-2
Clemson	1963	1982	2-0	Harvard	1948	1948	1-0	Luther	1908	1910	3-0
Coe	1905	1921	15-2	Haskall Indians	1909	1909	1-0	Mankato State	1978	1978	1-0
Colgate	1990	2006	3-0	Hawaii	1970	2001	3-0	Marquette	1924	1983	10-7

SERIES RECORDS

2009 - 2010 OPPONENTS

SCHOOL	1ST MTG.	LAST MTG.	W-L	SCHOOL	1ST MTG.	LAST MTG.	W-L	SCHOOL	1ST MTG.	LAST MTG.	W-L
Maryland	1985	2000	0-2	Ohio University	1963	2000	5-1	Southern Methodist	1956	2002	5-1
MD-Baltimore County	1990	1990	1-0	Oklahoma	1952	1987	3-2	Southern Mississippi	1998	2003	2-0
MD-Eastern Shore	1992	2008	4-0	Oklahoma State	1930	1930	1-0	Southwest Texas State	1989	1989	1-0
McNeese State	1989	1989	1-0	Omaha	1949	1949	1-0	Stanford	1935	2000	5-3
Mercer	2002	2002	1-0	Oral Roberts	1988	1988	1-0	Syracuse	1958	1980	2-0
Memphis	1983	2002	2-0	Oregon	1950	1963	5-0	Tampa	1986	1986	1-0
Miami (OH)	1958	1958	2-0	Oregon State	1958	1984	2-5	Temple	1956	1991	2-0
Michigan	1921	2009	57-84	Ottumwa	1913	1913	0-1	Tennessee	1968	2001	2-1
Michigan State	1938	2009	52-60	Penn State	1955	2009	21-11	Tennessee-Chattanooga	2001	2001	1-0
Millikin	1921	1941	4-2	Pennsylvania	1955	1979	2-1	Tennessee State	2003	2003	1-0
Minnesota	1902	2009	88-96	Pepperdine	1965	1995	2-0	Tennessee Tech	1970	1970	1-0
Minnesota A.C.	1902	1905	1-1	Pittsburgh	1928	1977	2-5	Texas	1992	2006	2-1
Minnesota-Duluth	1973	1973	1-0	Portland	1987	1987	1-0	Texas Christian	1947	1949	2-0
Mississippi State	1980	1993	2-0	Prairie View A&M	2009	2009	0-0	Texas-El Paso	1966	1987	2-2
Mississippi Valley State	1993	1993	1-0	Princeton	1948	1955	2-0	Texas-Pan American	1988	2007	3-0
Missouri	1908	2004	10-7	Providence	1965	1965	0-1	Texas-San Antonio	2006	2009	2-0
Missouri-St. Louis	1987	1987	1-0	Puerto Rico-Mayaguez	1998	1998	1-0	Texas Southern	1990	2007	5-0
Monmouth (IL)	1930	1944	4-1	Purdue	1909	2009	70-80	Texas Tech	1959	2005	4-1
Monmouth (NJ)	1989	1989	1-0	Regis	1948	1948	1-0	Toledo	1938	2007	1-3
Montana State	1947	2003	2-0	Rider	1987	1987	1-0	Tulsa	2001	2003	2-0
Morehead State	1956	1996	3-0	Rice	1998	1998	1-0	UCLA	1951	1991	5-3
Morgan State	1995	1995	1-0	Ripon	1943	1943	1-0	U.S. International	1976	1976	1-0
Navy	1983	1988	2-0	Robert Morris	2006	2006	1-0	Upper Iowa	1902	1922	4-2
Nebraska	1907	1977	12-7	Rockford	1921	1921	1-0	Utah	1965	1965	0-1
Nebraska-Omaha	1981	1981	1-0	Rutgers	1989	1989	1-0	Utah State	1950	2008	2-1
Nevada-Las Vegas	1978	1990	1-3	Sacred Heart	1912	1912	1-0	Valparaiso	2003	2006	2-0
Nevada	1962	1981	3-0	St. Ambrose	1933	1934	2-0	Villanova	1962	2007	1-3
New Mexico	1977	1977	0-1	St. Bonaventure	1998	1998	1-0	Virginia	1997	1997	1-0
New York University	1960	1960	1-0	St. Francis (PA)	1970	1970	1-0	VA Commonwealth	1975	1980	2-0
North Carolina	1989	2005	2-1	St. John's (NY)	1960	1970	1-1	Virginia Tech	2007	2007	0-1
North Carolina Central	2009	2009	0-0	St. Joseph's (PA)	1912	1986	0-2	Wabash	1925	1941	2-2
UNC-Asheville	2004	2004	1-0	Saint Louis	1926	2006	11-7	Wake Forest	1975	1993	0-3
UNC-Charlotte	1973	1973	1-0	St. Mary's (CA)	1947	1955	3-0	Washington	1956	1967	2-3
UNC-Greensboro	2005	2005	1-0	San Francisco	1956	1956	0-1	Washington (MO)	1929	1957	9-1
North Carolina State	1957	2006	3-3	San Jose State	1975	1975	0-1	Washington State	1964	1964	1-0
North Dakota	1924	1969	7-0	Santa Clara	1987	1987	1-0	Wayne	1940	1940	0-1
North Dakota State	1933	1933	0-1	Seton Hall	1983	1983	1-0	Weber State	1998	1998	1-0
North Texas	1998	1998	1-0	Simpson	1913	1913	0-1	West College	1902	1903	2-0
Northeastern	1987	1987	1-0	South Alabama	1999	1999	1-0	West Virginia	1957	2009	1-1
Northern Colorado	2008	2008	1-0	South Carolina	1972	1985	3-0	Western Carolina	1995	2005	2-0
Northern Illinois	1974	2004	5-0	South Carolina State	2009	2009	0-0	Western Illinois	1944	2009	8-0
Northern Iowa	1906	2009	32-7	South Dakota	1929	1965	10-0	Western Michigan	1936	1952	2-2
Northern Michigan	1969	1969	1-0	South Dakota State	1930	1962	7-1	Western Reserve	1949	1950	2-0
Northwestern	1905	2009	107-52	South Florida	1992	1992	0-1	Wichita State	1956	1981	4-3
Northwestern St. (LA)	2006	2006	0-1	SE Missouri State	2009	2009	1-0	Wilton	1902	1903	2-0
Notre Dame	1923	1991	5-8	Southeastern Louisiana	2008	2008	1-0	Wisconsin	1909	2009	77-74
Oakland University	2009	2009	1-0	Southern California	1954	1984	5-2	Wisconsin-Eau Claire	1981	1981	1-0
Ohio State	1915	2009	75-70	Southern Illinois	1966	1993	3-1	Wisconsin-Green Bay	1974	2004	2-0
								Wisconsin-Milwaukee	1969	2001	2-0
								Wyoming	1959	1974	3-2
								Xavier	1938	1938	1-0

2009-10 opponents listed in bold face

IOWA RECORD BY CONFERENCE

2009 - 2010 OPPONENTS

AMERICA EAST

	Won	Lost
Albany	0	0
Binghamton	0	0
Boston University	3	0
Hartford	0	0
Maine	0	0
Maryland-Baltimore Co.	1	0
New Hampshire	0	0
Stony Brook	0	0
Vermont	0	0
Totals (1.000)	4	0

ATLANTIC COAST

	Won	Lost
Boston College	0	2
Clemson	2	0
Duke	1	7
Florida State	1	1
Georgia Tech	1	1
Maryland	0	2
Miami, FL	0	0
North Carolina	2	1
North Carolina State	3	3
Virginia	1	0
Virginia Tech	0	1
Wake Forest	0	3
Totals (.344)	11	21

ATLANTIC SUN

	Won	Lost
Belmont	0	0
Campbell	0	0
East Tennessee State	2	0
Florida Gulf Coast	1	0
Gardner-Webb	0	0
Jacksonville	0	1
Kennesaw State	0	0
Libscomb	0	0
Mercer	1	0
North Florida	0	0
South Carolina Upstate	0	0
Stetson	0	0
Totals (.800)	4	1

ATLANTIC 10

	Won	Lost
Dayton	1	0
Duquesne	2	1
Fordham	0	0
George Washington	1	0
LaSalle	1	1
Massachusetts	0	0
UNC-Charlotte	1	0
Rhode Island	0	0
Richmond	0	0
St. Bonaventure	1	0
St. Joseph's (PA)	0	2
Saint Louis	11	7
Temple	2	0
Xavier	1	0
Totals (.656)	21	11

BIG EAST

	Won	Lost
Cincinnati	2	5
Connecticut	2	1
DePaul	2	1
Georgetown	1	0
Louisville	2	2
Marquette	10	7
Notre Dame	5	8
Pittsburgh	2	5
Providence	0	1
Rutgers	1	0
St. John's	1	1
Seton Hall	1	0
South Florida	0	1
Syracuse	2	0
Villanova	1	3
West Virginia	1	1
Totals (.478)	33	36

BIG SKY

	Won	Lost
Eastern Washington	1	0
Idaho State	1	0
Montana	0	0
Montana State	2	0
Northern Arizona	0	0
Northern Colorado	1	0
Portland State	0	0
Sacramento State	0	0
Weber State	1	0
Totals (1.000)	6	0

BIG SOUTH

	Won	Lost
Charleston-Southern	1	0
Coastal Carolina	0	0
Gardner-Webb	0	0
High Point	0	0
Liberty	1	0
UNC-Asheville	1	0
Presbyterian	0	0
Radford	0	0
Virginia Military	0	0
Winthrop	0	0
Totals (1.000)	3	0

BIG TEN

	Won	Lost
Illinois	66	76
Indiana	69	94
Michigan	57	84
Michigan State	52	60
Minnesota	88	96
Northwestern	107	52
Ohio State	75	70
Penn State	21	11
Purdue	70	80
Wisconsin	77	74
Totals (.495)	682	697

BIG 12

	Won	Lost
Baylor	1	0
Colorado	4	3
Iowa State	42	20
Kansas	7	3
Kansas State	4	4
Missouri	10	7
Nebraska	12	7
Oklahoma	3	2
Oklahoma State	1	0
Texas	2	1
Texas A&M	0	0
Texas Tech	4	1
Totals (.652)	90	48

BIG WEST

	Won	Lost
Cal Poly-SLO	1	0
Cal State Fullerton	0	0
Cal State-Northridge	2	0
UC-Davis	0	0
UC-Irvine	2	1
UC-Riverside	0	0
UC-Santa Barbara	1	0
Long Beach State	1	1
Pacific	0	0
Totals (.777)	7	2

COLONIAL ATHLETIC

	Won	Lost
Delaware	1	0
Drexel	1	0
George Mason	1	0
Georgia State	2	0
Hofstra	0	0
James Madison	1	0
Northeastern	1	0
UNC-Wilmington	0	0
Old Dominion	0	0
Towson	0	0
VA Commonwealth	2	0
William & Mary	0	0
Totals (1.000)	9	0

CONFERENCE USA

	Won	Lost
Alabama-Birmingham	1	0
Central Florida	1	0
East Carolina	0	0
Houston	1	1
Marshall	0	0
Memphis	2	0
Rice	1	0
Southern Methodist	5	1
Southern Mississippi	2	0
Texas-El Paso	2	2
Tulane	0	0
Tulsa	2	0
Totals (.810)	17	4

HORIZON LEAGUE

	Won	Lost
Butler	6	6
Cleveland State	0	0
Detroit	7	0
Illinois-Chicago	0	0
Loyola (IL)	4	3
Valparaiso	2	0
Wisconsin-Green Bay	2	0
Wisconsin-Milwaukee	2	0
Wright State	0	0
Youngstown State	0	0
Totals (.719)	23	9

IVY LEAGUE

	Won	Lost
Brown	1	0
Columbia	0	0
Cornell	3	0
Dartmouth	2	0
Harvard	1	0
Penn	2	1
Princeton	2	0
Yale	0	0
Totals (.917)	11	1

METRO ATLANTIC

	Won	Lost
Canisius	0	0
Fairfield	1	0
Iona	0	0
Loyola (MD)	0	0
Manhattan	0	0
Marist	0	0
Niagara	0	0
Rider	1	0
St. Peter's	0	0
Siena	0	0
Totals (1.000)	2	0

MID-AMERICAN

	Won	Lost
Akron	0	0
Ball State	0	0
Bowling Green	2	0
Buffalo	0	0
Central Michigan	0	0
Eastern Michigan	1	0
Kent State	3	0
Miami (OH)	2	0
Northern Illinois	5	0
Ohio University	5	1
Toledo	1	3
Western Michigan	2	2
Totals (.778)	21	6

IOWA RECORD BY CONFERENCE

2009 - 2010 OPPONENTS

MID-EASTERN ATHLETIC

	Won	Lost
Bethune-Cookman	0	0
Coppin State	2	0
Delaware State	0	0
Florida A&M	0	0
Hampton	0	0
Howard	0	0
Maryland-Eastern Shore	4	0
Morgan State	1	0
Norfolk State	0	0
North Carolina A&T	0	0
South Carolina State	0	0
Totals (1.000)	7	0

MISSOURI VALLEY

	Won	Lost
Bradley	6	4
Creighton	14	10
Drake	53	10
Evansville	5	2
Illinois State	0	1
Indiana State	1	0
Missouri State	0	0
Northern Iowa	32	7
Southern Illinois	3	1
Wichita State	4	3
Totals (.756)	118	38

MOUNTAIN WEST

	Won	Lost
Air Force	1	0
Brigham Young	2	0
Colorado State	2	2
New Mexico	0	1
San Diego State	0	0
Nevada-Las Vegas	1	3
Texas Christian	2	0
Utah	0	1
Wyoming	3	2
Totals (.550)	11	9

NORTHEAST

	Won	Lost
Central Connecticut State	1	0
Fairleigh Dickinson	0	0
Long Island	2	0
Monmouth, NJ	1	0
Mount Saint Mary's	0	0
Quinnipiac	0	0
Robert Morris	1	0
Sacred Heart	1	0
St. Francis, NY	0	0
St. Francis, PA	1	0
Wagner	0	0
Totals (1.000)	7	0

OHIO VALLEY

	Won	Lost
Austin Peay	1	0
Eastern Illinois	5	0
Eastern Kentucky	0	0
Jacksonville State	0	0
Morehead State	3	0
Murray State	0	0
SE Missouri State	1	0
SIU-Edwardsville	0	0
Tennessee-Martin	0	0
Tennessee State	1	0
Tennessee Tech	1	0
Totals (1.000)	12	0

PACIFIC 10

	Won	Lost
Arizona	5	3
Arizona State	1	2
California	6	4
Oregon	5	0
Oregon State	2	5
Southern California	5	2
Stanford	5	3
UCLA	5	3
Washington	2	3
Washington State	1	0
Totals (.597)	37	24

PATRIOT

	Won	Lost
American	0	0
Army	1	0
Bucknell	1	0
Colgate	3	0
Holy Cross	1	0
Lafayette	1	0
Lehigh	2	0
Navy	2	0
Totals (1.000)	11	0

SOUTHEASTERN

	Won	Lost
Alabama	0	1
Arkansas	3	2
Auburn	0	0
Florida	0	0
Georgia	1	1
Kentucky	3	5
LSU	0	3
Mississippi	0	0
Mississippi State	2	0
South Carolina	3	0
Tennessee	2	1
Vanderbilt	0	0
Totals (.519)	14	13

SOUTHERN

	Won	Lost
Appalachian State	0	0
The Citadel	2	0
College of Charleston	0	0
Davidson	1	0
Elon	0	0
Furman	1	0
Georgia Southern	0	0
UNC-Greensboro	1	0
Samford	0	0
Tenn.-Chattanooga	1	0
Western Carolina	2	0
Wofford	0	0
Totals (1.000)	8	0

SOUTHLAND

	Won	Lost
Central Arkansas	0	0
Lamar	0	0
McNeese State	1	0
Nicholls State	0	0
Northwestern State (LA)	0	1
Sam Houston State	0	0
Southeastern LA	1	0
Stephen F. Austin	0	0
Texas A&M-Corpus Christi	0	0
Texas-Arlington	0	0
Texas-San Antonio	2	0
Texas State	1	0
Totals (.833)	5	1

SOUTHWESTERN ATHLETIC

	Won	Lost
Alabama A&M	0	0
Alabama State	1	0
Alcorn State	0	0
Arkansas-Pine Bluff	0	0
Grambling State	1	0
Jackson State	1	0
Mississippi Valley State	1	0
Prairie View A&M	0	0
Southern	0	0
Texas Southern	5	0
Totals (1.000)	9	0

SUMMIT LEAGUE

	Won	Lost
Centenary College	3	0
Ind-Purdue, Ft. Wayne	0	0
Indiana-Purdue, Indianapolis	0	0
Missouri-Kansas City	0	0
North Dakota State	0	1
Oakland University	1	0
Oral Roberts	1	0
South Dakota State	7	1
Southern Utah	0	0
Western Illinois	8	0
Totals (.909)	20	2

SUN BELT

	Won	Lost
Arkansas-Little Rock	2	0
Arkansas State	0	1
Denver	7	0
Florida Atlantic	1	0
Florida International	0	0
Louisiana-Lafayette	0	0
Louisiana-Monroe	3	1
Middle Tennessee	0	0
New Orleans	0	0
North Texas	1	0
South Alabama	1	0
Troy	0	0
Western Kentucky	0	0
Totals (.882)	15	2

WEST COAST

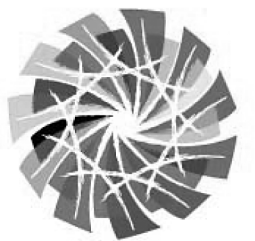
	Won	Lost
Gonzaga	2	0
Loyola Marymount	2	0
Pepperdine	2	0
Portland	1	0
St. Mary's (CA)	3	0
San Diego	0	0
San Francisco	0	1
Santa Clara	1	0
Totals (.917)	11	1

WESTERN ATHLETIC

	Won	Lost
Boise State	0	0
Fresno State	0	0
Hawaii	3	0
Idaho	0	1
Louisiana Tech	2	0
Nevada	3	0
New Mexico State	0	0
San Jose State	0	1
Utah State	2	1
Totals (.769)	10	3

INDEPENDENTS

	Won	Loss
Bryant University	1	0
Chicago State	3	0
Texas-Pan American	3	0
Totals (1.000)	7	0



BIGTEN.
CONFERENCE
MEN'S BASKETBALL
TOURNAMENT
INDIANAPOLIS

2010 BIG TEN MEN'S BASKETBALL TOURNAMENT

March 11-14

CONSECO FIELDHOUSE • INDIANAPOLIS, INDIANA

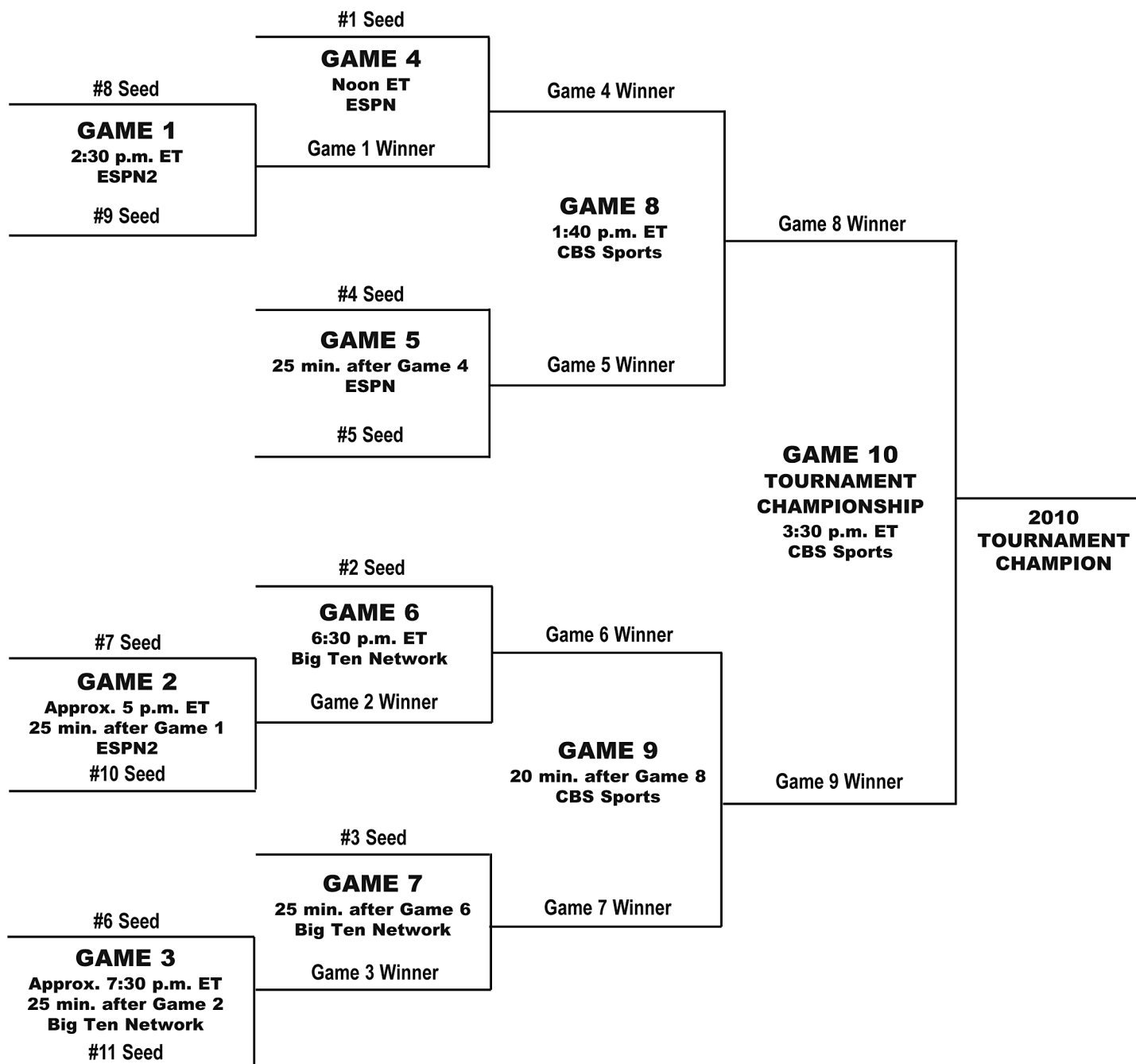


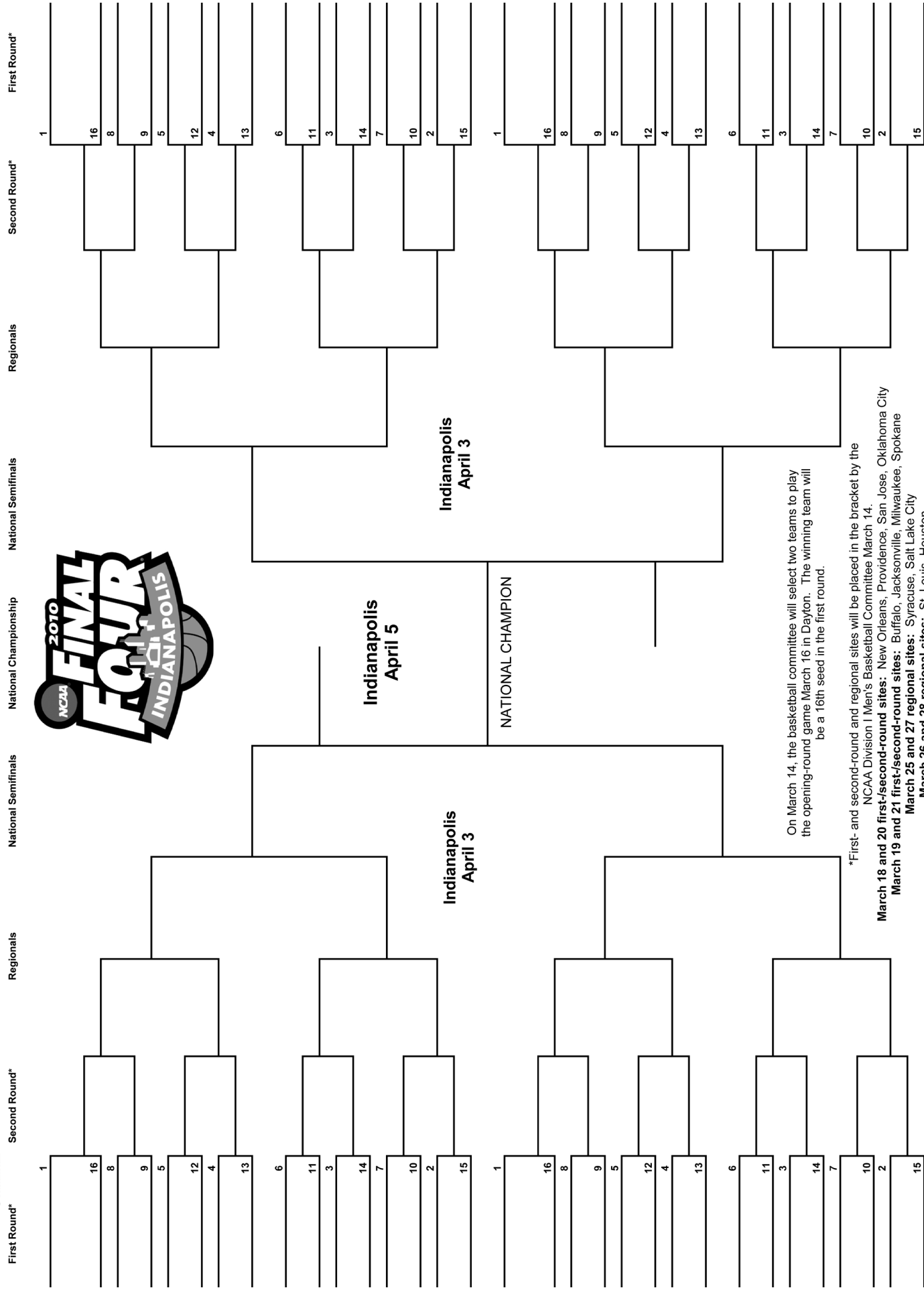
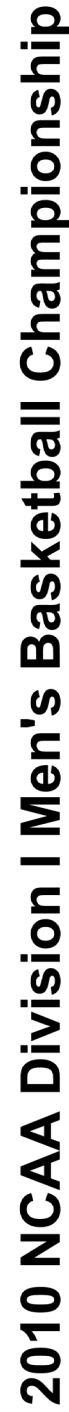
THURSDAY, MARCH 11

FRIDAY, MARCH 12

SATURDAY, MARCH 13

SUNDAY, MARCH 14





*First- and second-round and regional sites will be placed in the bracket by the NCAA Division I Men's Basketball Committee March 14.

March 18 and 20 first/second-round sites: New Orleans, Providence, San Jose, Oklahoma City
March 19 and 21 first/second-round sites: Buffalo, Jacksonville, Milwaukee, Spokane
March 25 and 27 regional sites: Syracuse, Salt Lake City
March 26 and 28 regional sites: St. Louis, Houston