

2011-12 IOWA HAWKEYE BASKETBALL GAME NOTES



3 Final Fours
8 Big Ten Championships
2 Big Ten Tournament Titles

GAME 12 // CENTRAL ARKANSAS (5-4) at IOWA (6-5)

Mon., Dec. 19, 2011 • 7:05 p.m.

Iowa City, Iowa • Mediacom Court at Carver-Hawkeye Arena (15,500)

Radio: Hawkeye Radio Network

Radio Talent: Gary Dolphin (pxp), Bob Hansen (analyst)

TV: Mediacom Connections (MC22)/BTN2Go/BTN.com

TV Talent: Rob Brooks (pxp) and Mac McCausland (analyst)

Live Stats / Audio: hawkeyesports.com

Iowa Athletic Communications

5300 Carver-Hawkeye Arena, Iowa City, IA 52242
Phone: 319-335-9411 • Fax: 319-335-9417

hawkeyesports.com • hawkeyebasketball.com

MBB CONTACT: MATTHEW WEITZEL

office: 319-335-6590 • cell: 319-430-8176

email: matthew-weitzel@hawkeyesports.com

Twitter: @BigWeitz

2011-12 Schedule / Results 6-5 Overall, 0-0 Big Ten

Nov. 11	Chicago State	W, 96-53
Nov. 14	North Carolina A&T	W, 95-79
Nov. 17	Northern Illinois	W, 88-55
Nov. 20	vs. Creighton #	L, 59-82
Nov. 23	Campbell	L, 61-77
Nov. 26	IPFW	W, 82-72
Nov. 29	Clemson \$	L, 55-71
Dec. 3	Brown	W, 75-54
Dec. 6	at Northern Iowa	L, 60-80
Dec. 9	at Iowa State +	L, 76-86
Dec. 17	Drake	W, 82-68
Dec. 19	Central Arkansas	7:05 p.m.
Dec. 22	Boise State	7:35 p.m.
Dec. 28	Purdue	8:30 p.m.
Dec. 31	at Wisconsin	Noon
Jan. 4	at Minnesota	8 p.m.
Jan. 7	Ohio State	2 p.m.
Jan. 10	at Michigan State	6 p.m.
Jan. 14	Michigan	Noon
Jan. 17	at Purdue	7 p.m.
Jan. 26	Nebraska	6 p.m.
Jan. 29	at Indiana	5 p.m.
Feb. 1	Minnesota	7:30 p.m.
Feb. 4	Penn State	2 p.m.
Feb. 9	at Northwestern	8 p.m.
Feb. 16	at Penn State	7 p.m.
Feb. 19	Indiana	TBD
Feb. 23	Wisconsin	8 p.m.
Feb. 26	at Illinois	5 p.m.
Feb. 29	at Nebraska	8 p.m.
March 3	Northwestern	1:30 p.m.

all times listed are central

-- Dale Howard Classic -- Des Moines, Iowa

\$ -- Big Ten / ACC Challenge

+ -- Iowa Corn Cy-Hawk Series

* -- Big Ten Tournament, Indianapolis, Ind.

Pronunciation Guide

Kirk Speraw.....	SPEAR-awe
Melsahn Basabe.....	Bah-SAAB-ee
Andrew Brommer.....	BRAU-mur
Josh Oglesby.....	Oh-gulls-BEE
Gabriel Olaseni.....	Oh-lah-SEHN-ee



IOWA HAWKEYES

2011-12 Record: 6-5

Big Ten Record: 0-0

Head Coach: Fran McCaffery

Career Record: 268-202 (16th year)

Iowa Record: 17-25 (2nd year)

STATISTICAL LEADERS

Points: Matt Gatens (14.1)
Rebounds: Melsahn Basabe (5.3)
Assists: Bryce Cartwright (3.9)
Steals: Gatens / Marble (1.6)
Blocks: Melsahn Basabe (0.5)

GAME INFORMATION

Date: Monday, Dec. 19, 2011

Tip-off: 7:05 p.m.

Location: Iowa City, Iowa

Arena: Carver-Hawkeye Arena (15,500)

TV: Mediacom/BTN2Go/BTN.com

Radio: Hawkeye Radio Network

WMT-AM 600 (Cedar Rapids)

WHO-AM 1040 (Des Moines)

KXIC-AM 800 (Iowa City)

SERIES

Series: First Meeting

MULTIMEDIA

Audio / Live Stats: hawkeyesports.com

Live Video: hawkeyesports.com

Twitter Updates: @IowaHoops



CENTRAL ARKANSAS BEARS

2011-12 Record: 5-4

Southland Record: 0-0

Head Coach: Corliss Williamson

Career Record: 10-28 (2nd year)

C. Arkansas Record: 10-28 (2nd year)

STATISTICAL LEADERS

Points: LaQuentin Miles (19.3)
Rebounds: LaQuentin Miles (7.0)
Assists: Mark Rutledge (3.0)
Steals: LaQuentin Miles (2.8)
Blocks: Anthony Borden (2.3)

Monday Night Quick Hits

- Iowa will play its second game in three days Monday when it hosts Central Arkansas.
- Tickets are \$12 for adults and \$5 for youths and UI students.
- Monday will be "Devon Archie Bobblehead Night"; 1,000 will be distributed to fans.
- Iowa has collected 10 steals or more in six games. The Hawkeyes own the second largest steal differential in the country (+59).
- Roy Devyn Marble has started at point guard the last three games, leading the team in scoring at Northern Iowa (14 points) and at Iowa State (personal best 21 points).
- Marble averaged 12.4 points, 3.6 assists, 2.7 rebounds and 1.7 steals the last seven outings.
- Iowa has scored 8.2 more points per game compared to last year, which is second in the Big Ten.
- Melsahn Basabe has averaged 12.5 points and 7.5 rebounds the last four games.
- Iowa is 7-0 when scoring 80 points or more, under McCaffery, the last two seasons. Furthermore, the Hawkeyes are 11-0 when holding opponents to fewer than 60 points.
- Matt Gatens is one of only six Division I players with 1,200+ points, 350+ rebounds and 180+ 3-pointers in their career so far.
- The Big Ten is the No. 1 ranked conference in the RPI and Sagarin ratings entering this week.

Iowa Projected Starting Lineup (Based on last game's starters)



G • 4 • Roy Devyn Marble
6-6 • 194 • So. • Southfield, Mich.

PTS	AST	FG%	FT%
9.5	3.4	.452	.743



G/F • 25 • Eric May
6-5 • 217 • Jr. • Dubuque, Iowa

PTS	REB	FG%	FT%
7.8	3.2	.443	.571



G • 5 • Matt Gatens
6-5 • 212 • Sr. • Iowa City, Iowa

PTS	REB	FG%	FT%
14.1	3.5	.462	.886



F • 1 • Melsahn Basabe
6-7 • 225 • So. • Glen Cove, N.Y.

PTS	REB	FG%	FT%
8.6	5.3	.452	.763



F • 15 • Zach McCabe
6-7 • 232 • So. • Sioux City, Iowa

PTS	REB	FG%	FT%
7.7	4.6	.508	.667

Inside the Numbers

	IOWA	UCA
Scoring Average	75.4	78.1
Scoring Defense	70.6	80.7
Scoring Margin	+4.7	-2.6
FG%	.440	.448
FG% Defense	.462	.478
FT%	.743	.534
3-PT FG%	.347	.255
3-PT FG% Defense	.367	.331
Rebound Margin	+1.5	+1.6
Assists Per Game	14.8	15.7
Turnovers Per Game	12.2	13.6
Steals Per Game	9.4	8.9
Blocks Per Game	2.0	4.1

Miscellaneous Statistics

Double-Figure Scoring Games...

Player	08-09	09-10	10-11	11-12	Career
Matt Gatens	21	20	21	7	69
Bryce Cartwright	6	---	19	3	28
Eric May	---	10	13	4	27
Melsahn Basabe	---	---	17	5	22
Roy Devyn Marble	---	---	5	6	11
Zach McCabe	---	---	4	3	9
Josh Oglesby	---	---	---	3	3
Andrew Brommer	---	---	2	---	2
Aaron White	---	---	---	2	2
Devon Archie	---	---	1	---	1
Branden Stubbs	---	---	1	---	1

20-Point Scoring Games...

Player	08-09	09-10	10-11	11-12	Career
Matt Gatens	2	4	3	3	12
Melsahn Basabe	---	---	5	---	5
Bryce Cartwright	1	---	1	---	2
Eric May	---	---	1	1	2
Roy Devyn Marble	---	---	---	1	1

Double-Figure Rebounding Games...

Player	08-09	09-10	10-11	11-12	Career
Melsahn Basabe	---	---	8	2	10
Matt Gatens	1	---	---	---	1
Eric May	---	1	---	---	1
Devon Archie	---	---	1	---	1
Aaron White	---	---	---	1	1

Double-Doubles...

Player	08-09	09-10	10-11	11-12	Career
Melsahn Basabe	---	---	6	2	8
Matt Gatens	1	---	---	---	1
Eric May	---	1	---	---	1
Devon Archie	---	---	1	---	1
Bryce Cartwright	---	---	1	---	1
Aaron White	---	---	---	1	1

4+ Three-Pointer Games...

Player	08-09	09-10	10-11	11-12	Career
Matt Gatens	2	5	4	1	12
Eric May	---	3	---	---	3
Zach McCabe	---	---	1	---	1
Josh Oglesby	---	---	---	1	1

5+ Assists Games...

Player	08-09	09-10	10-11	11-12	Career
Bryce Cartwright	10	---	22	4	36
Matt Gatens	3	6	1	1	11
Roy Devyn Marble	---	---	---	2	2
Eric May	---	---	---	1	1

3+ Steals Games...

Player	08-09	09-10	10-11	11-12	Career
Matt Gatens	3	1	5	2	11
Eric May	---	3	5	---	8
Bryce Cartwright	2	---	1	---	3
Zach McCabe	---	---	1	1	2
Roy Devyn Marble	---	---	---	2	2
Andrew Brommer	---	---	---	1	1

3+ Blocks Games...

Player	08-09	09-10	10-11	11-12	Career
Melsahn Basabe	---	---	4	---	4
Eric May	---	3	---	---	3
Andrew Brommer	---	---	2	---	2
Devon Archie	---	---	1	---	1

2011-12 Margin of Victory/Defeat

Points	1	2	3	4	5	6	7	8	9	10+	15+	20+
Wins	0	0	0	0	0	0	0	0	0	2	1	3
Losses	0	0	0	0	0	0	0	0	0	1	2	2

HAWKEYES BEAT DRAKE

A 15-3 surge to close the first half propelled the Iowa basketball team to an 82-68 victory Saturday night over Drake.

For the second time this season (North Carolina A&T), five Hawkeyes scored in double figures: Matt Gatens (20), Bryce Cartwright (12), Aaron White (10), Melsahn Basabe (10) and Roy Devyn Marble (10). Gatens played all 40 minutes and also grabbed six rebounds and collected a game-high three steals. Cartwright scored all 12 of his points in the second half, while White netted nine of his 10 points in the first stanza.

Iowa held Drake's leading scorer, Ben Simons, to five points. The Hawkeye defense forced 19 Bulldog turnovers and converted those miscues into 19 points.

Iowa shot 50 percent from the field (28-of-56) and 79 percent from the foul line (23-of-29).

IOWA DRAKE TIP-INS

- Iowa blocked a season-high six shots, two each by Melsahn Basabe and Eric May, and one by Josh Oglesby and Aaron White.
- Matt Gatens topped the 20-point plateau for the third time this year and 12th of his career. Saturday marked the second time this year he played all 40 minutes (Campbell).
- After missing the Northern Iowa game due to injury and playing limited minutes at Iowa State, Bryce Cartwright played 28 minutes off the bench, netting 12 points, and collecting three assists and a steal.
- In addition to 10 points, Roy Devyn Marble dished out five assists for the second straight game.

MARBLE STEPS UP

Roy Devyn Marble's level of play has been stellar the last seven games. The sophomore has averaged 12.4 points, 3.6 assists, 2.7 rebounds and 1.7 steals the last seven outings.

Marble played a career high 37 minutes, starting at point guard, at Northern Iowa. Marble led Iowa in scoring at Northern Iowa (14 points on 7-of-12 shooting) and at Iowa State (career-high 21 points, bolstered by 10-of-11 shooting from the foul line).

He has amassed 37 assists to only 10 turnovers, ranking second in the Big Ten in assist/turnover ratio (3.7) and third in the country. Marble has been credited with four assists or more seven times this season, including five in each of the last two contests.

2011-12 Iowa Hawkeye Roster

No.	Name	Pos.	Ht.	Wt.	Yr.	Hometown (High School/College)
0	Gabriel Olaseni	C	6-10	225	Fr.	London, England (Sunrise Christian Academy)
1	Melsahn Basabe	F	6-7	225	So.	Glen Cove, N.Y. (St. Mark's)
2	Josh Oglesby	G	6-5	190	Fr.	Cedar Rapids, Iowa (Washington)
3	Cody Cox	F	6-4	196	So.	Waterloo, Iowa (Waterloo West)
4	Roy Devyn Marble	G/F	6-6	194	So.	Southfield, Mich. (Lathrup)
5	Matt Gatens	G	6-5	212	Sr.	Iowa City, Iowa (Iowa City)
11	Christopher Rickert	F	6-3	180	Jr.	Sioux City, Iowa (Bishop Heelan)
13	Kyle Denning	G	6-2	150	Fr.	Cedar Falls, Iowa (Northern University HS)
14	Stephen McCarty	G	6-0	155	So.	Auburn Hills, Mich. (West Bloomfield)
15	Zach McCabe	F	6-7	232	So.	Sioux City, Iowa (Bishop Heelan)
20	Andrew Brommer	F	6-9	247	Sr.	Rosemount, Minn. (Rosemount)
24	Bryce Cartwright	G	6-1	188	Sr.	Compton, Calif. (Dominguez/Paris JC)
25	Eric May	G/F	6-5	217	Jr.	Dubuque, Iowa (Wahlert)
30	Aaron White	F	6-8	225	Fr.	Strongsville, Ohio (Strongsville)
32	Branden Stubbs	G	6-2	175	So.	Pleasant Hill, Iowa (Des Moines Christian)
34	Darius Stokes	F	6-7	203	Fr.-RS	Cedar Rapids, Iowa (Linn-Mar)
35	Devon Archie	F	6-9	222	Sr.-RS	Indianapolis, Ind. (Vincennes CC)

Head Coach: Fran McCaffery

Assistant Coaches: Kirk Speraw, Sherman Dillard, Andrew Francis



Head Coach Fran McCaffery

Fran McCaffery is in his second season as the head basketball coach at the University of Iowa and his 16th year overall as a college head coach. McCaffery spent five seasons (2005-10) as the head coach at Siena, six years at UNC-Greensboro (1999-2005) and three seasons at Lehigh (1985-88) before joining the Hawkeyes.



McCaffery has nearly three decades of Division I coaching experience. He completed his 29th season as a collegiate coach in 2011, which includes 15 years as a head coach and 14 as an assistant.

McCaffery, 50, holds a career mark of 268-202 (.570) and guided his teams to six postseason appearances (five NCAA, one NIT). He is 17-25 (.405) at Iowa.

McCaffery's five years at Siena were the best in its 70-year history. He led the Saints on an incredible run that ended with three straight Metro Atlantic Athletic Conference championships and NCAA Tournament appearances. In so doing, Siena became the only program in the country to win its regular season and postseason title the last three years.

McCaffery's Saints owned a 112-51 (.687) record in his five years with the program. He guided the Saints to four consecutive 20-win seasons, something that has never been accomplished before at the Siena.

The 2009 MAAC Coach of the Year and 2010 District I Coach of the Year is the third winningest coach, by percentage, in league history (68-22, .756). He is the only coach to guide a MAAC program to two NCAA Tournament wins. McCaffery led his 2008 and 2009 teams to first round NCAA Tournament victories over Vanderbilt and Ohio State, respectively.

In his final two seasons at Siena, he coached the Saints to back-to-back 27-win campaigns and boasted a combined 39-3 (.929) record against MAAC opponents, which included MAAC Tournament contests.

McCaffery began his coaching career as an assistant at Penn (1982-83) and Lehigh (1983-85). Then at age 26, he became the nation's youngest Division I head coach when hired by Lehigh in 1985. After three seasons as head coach at Lehigh, he spent 11 seasons as an assistant at Notre Dame (1988-99).

McCaffery played basketball at Wake Forest his freshman year (1977-78) and then concluded his collegiate playing career at Penn his final three seasons (1979-82).

He earned his B.S. degree in Economics from The Wharton School (Penn) in 1982. McCaffery also earned a Master of Education from Lehigh in 1985.

COACHING HONORS

NABC District I Coach of the Year, 2009-10

MAAC Coach of the Year, 2008-09

HEAD COACHING EXPERIENCE

Lehigh (1985-88):49-39 (.557); 8-6 (.571) League
UNC-Greensboro (1999-05).....90-87 (.508); 49-47 (.510) League
Siena (2005-10)112-51 (.687); 68-22 (.756) League
Iowa (2010-present):17-25 (.405); 4-14 (.222) League

McCaffery File

Born: May 23, 1959
Hometown: Philadelphia, Pa.
High School: LaSalle, 1977
College: B.S. in Economics, The Wharton School (Penn), 1982
Master of Education, Lehigh, 1985
Family: Wife, Margaret
Sons, Connor, Patrick and Jonathan Francis
Daughter, Marit Katherine
Brother, Jack (sportswriter in Philadelphia area)

Coaching Honors

MAAC Coach of the Year, 2009

NABC District I Coach of the Year, 2009-10

Coaching History (29 years)

1982-83	Assistant Coach, Penn
1983-85	Assistant Coach, Lehigh
1985-88	Head Coach, Lehigh
1988-99	Assistant Coach, Notre Dame
1999-05	Head Coach, UNC-Greensboro
2005-10	Head Coach, Siena
2010-present	Head Coach, University of Iowa

Coaching Chart

Overall (15 seasons): 268-202 (.570)

At Iowa (two seasons): 17-25 (.405)

At Siena (five seasons): 112-51 (.688)

At UNCG (six seasons): 90-87 (.508)

At Lehigh (three seasons): 49-40 (.551)

NCAA Tournament (five appearances*): 2-5

NIT (one appearance): 0-1

**McCaffery is the first coach to bring three different programs from one-bid leagues to the NCAA Tournament (conferences that sent just one team the year his program advanced).*

McCaffery in Postseason Play

1988	NCAA Tournament - - Lehigh
1989	NCAA Tournament - - Notre Dame
1990	NCAA Tournament - - Notre Dame
1992	NIT - - Notre Dame
1997	NIT - - Notre Dame
2001	NCAA Tournament - - UNC-Greensboro
2002	NIT - - UNC-Greensboro
2008	NCAA Tournament - - Siena
2009	NCAA Tournament - - Siena
2010	NCAA Tournament - - Siena

Playing Experience

Wake Forest, 1977-78

Penn, 1979-82

2011-12 Big Ten Standings/Schedule

Team	Big Ten	Pct.	Overall	Pct.
Indiana	0-0	.000	10-0	1.000
Minnesota	0-0	.000	11-1	.917
Ohio State	0-0	.000	11-1	.917
Illinois	0-0	.000	10-1	.909
Northwestern	0-0	.000	9-1	.900
Wisconsin	0-0	.000	10-2	.833
Michigan	0-0	.000	9-2	.818
Michigan State	0-0	.000	9-2	.818
Purdue	0-0	.000	9-3	.750
Nebraska	0-0	.000	7-3	.700
IOWA	0-0	.000	6-5	.545
Penn State	0-0	.000	6-5	.545

Sunday, December 18

Mt. St. Mary's at Penn State, 3 p.m. (BTN)

Eastern Illinois at Northwestern, 5 p.m. (BTN)

Monday, December 19

Howard at Indiana, 5:30 p.m. (BTN)

Cornell at Illinois, 7 p.m.

Central Arkansas at Iowa, 7 p.m. (Mediacom)

UMKC at Michigan State, 7:30 p.m. (BTN)

Tuesday, December 20

IPFW at Purdue, 5:30 p.m. (BTN)

Central Michigan at Nebraska, 7 p.m.

Lamar at Ohio State, 7:30 p.m. (BTN)

Wednesday, December 21

Cornell at Penn State, 6:30 p.m. (BTN)

IOWA STATISTICAL CATEGORY LEADERS

LED IN SCORING:	Gatens (4)
REACHED DOUBLE FIGURES:	Gatens (7)
30+ POINT GAMES:	
20+ POINT GAMES:	Gatens (3)
LED IN REBOUNDING:	Basabe (5)
DOUBLE-FIGURE REBOUNDS:	Basabe (2)
DOUBLE-DOUBLES:	Basabe (2)
LED IN ASSISTS:	Cartwright (5)
LED IN STEALS:	Gatens, Marble (5)
LED IN BLOCKS:	Basabe (4)
5+ FTA GAMES:	Gatens (5)
*includes ties for team lead	

LATE GAME CLUTCH FREE THROW SHOOTING

IN FINAL FIVE MINUTES OF GAME			
Player	FTM	FTA	Pct.
Matt Gatens	11	11	1.000
Melsahn Basabe	2	2	1.000
Kyle Denning	2	2	1.000
Roy Devyn Marble	4	4	1.000
Bryce Cartwright	4	4	1.000
Gabriel Olaseni	2	2	1.000
Branden Stubbs	2	2	1.000
Josh Oglesby	1	1	1.000
Aaron White	7	8	.875
Zach McCabe	3	4	.750
Roy Devyn Marble	3	6	.500
TOTALS	41	48	.854

IN FINAL TWO MINUTES OF GAME			
Player	FTM	FTA	Pct.
Matt Gatens	4	4	1.000
Branden Stubbs	2	2	1.000
Josh Oglesby	1	1	1.000
Aaron White	3	4	.750
Roy Devyn Marble	3	5	.600
TOTALS	13	16	.813

IN FINAL ONE MINUTE OF GAME			
Player	FTM	FTA	Pct.
Matt Gatens	4	4	1.000
Branden Stubbs	2	2	1.000
Aaron White	2	2	1.000
Josh Oglesby	1	1	1.000
Roy Devyn Marble	3	4	.750
TOTALS	12	13	.923

2011-12 Captains

Iowa captains are seniors Bryce Cartwright, Eric May and Matt Gatens.

SCOUTING CENTRAL ARKANSAS

- Monday will be the first-ever meeting between Iowa and Central Arkansas.
- Central Arkansas is located in Conway, Ark., and is a member of the Southland Conference. Iowa is 5-2 all-time against current teams in the Southland.
- Central Arkansas had a three-game win streak snapped at Arkansas State (71-64) on Dec. 10, which was the Bears' last game.
- Former Arkansas and NBA player Corliss Williamson is in his second season as head coach for Central Arkansas. Williamson, who is in the Arkansas Sports Hall of Fame, was the 13th overall pick in the 1995 NBA Draft. During his NBA career, he played for four teams: Sacramento (1995-2000; 2005-07), Toronto (2000-01), Detroit (2001-04) and Philadelphia (2004-05).
- Central Arkansas enters Monday's game with a 5-4 record, notching wins over Ecclesia, Eastern Illinois, Tennessee-Martin, Southeast Missouri State and Henderson State. The Bears lost at Stanford, Sacramento State, Arkansas State and at home to Philander Smith.
- Central Arkansas averages 78.1 points per game, but its opponents average 80.7. The Bears shoot 26 percent from 3-point range and 53 percent at the free throw line.
- The Bears have four players averaging double figures in scoring: LaQuentin Miles (19.3), Jordan Harks (11.4), Mark Rutledge (10.6) and Jarvis Garner (10.4). Miles also leads the team in rebounding (7.0), steals (25), and free throws made (40) and attempted (77).

IOWA CENTRAL ARKANSAS TIP-INS

- Corliss Williamson played against the Hawkeyes when Iowa and Arkansas played for the Rainbow Classic championship on Dec. 30, 1994 in Honolulu, Hawaii. Williamson posted 17 points on 8-of-13 shooting and grabbed a game-high nine rebounds. The Razorbacks won the game 101-92.
- Entering last week, Iowa ranked 19th in the nation in turnover margin (5.0), 30th in steals (9.4), 41st in assist/turnover ratio (1.2) and 42nd in fewest turnovers per contest (12.2). Individually, Roy Devyn Marble ranks third in the nation in assist/turnover ratio (3.7), while Matt Gatens ranks 20th in free throw percentage (.886).
- Central Arkansas ranks 36th in steals per game (8.9). Individually, LaQuentin Miles ranks 11th nationally in steals (2.8), 22nd in double-doubles (4) and 36th in scoring (19.3).

IMPROVED DECEMBER STATS FOR BASABE

After a sluggish start to the season, sophomore Melsahn Basabe's numbers in December have been good. Basabe has averaged 12.5 points and 7.5 rebounds the last four games. He shot 20-of-39 (.513) from the field in those contests. The previous seven contests, the native of Glen Cove, N.Y. averaged 6.4 points and 4.0 rebounds.

Basabe posted a season-high 18 points and grabbed a game-high nine rebounds at Iowa State (Dec. 9). He had eight points and six rebounds at Northern Iowa (Dec. 6) and totaled 14 points and a season-high 10 rebounds for his eighth career double-double versus Brown (Dec. 3). In Iowa's last game, Basabe netted 10 points, snagged five boards and rejected a game-high two shots.

BALANCED SCORING

Iowa has seven players averaging 7.4 points or more. Matt Gatens is first on the team (13.5), followed by Roy Devyn Marble (9.5), Melsahn Basabe (8.5), Eric May (8.3), Zach McCabe (7.7), Josh Oglesby (7.6) and Aaron White (7.4).

BIG TEN RANKINGS

Iowa ranks first in the Big Ten in steals (9.4), third in scoring (75.4), turnover margin (+5.0) and free throw percentage (.743), fifth in assist/turnover ratio (1.2), and sixth in assists (14.8).

Iowa Athletic Communications

5300 Carver-Hawkeye Arena, Iowa City, IA 52242
Phone: 319-335-9411 • Fax: 319-335-9417
hawkeyesports.com • hawkeyebasketball.com

MBB CONTACT: MATTHEW WEITZEL

office: 319-335-6590 • cell: 319-430-8176
email: matthew-weitzel@hawkeyesports.com
Twitter: @BigWeitz

Practice Coverage

All Iowa men's basketball practices are closed to the media and public.

Coach and Player Interviews

Media interested in setting up interviews with players and/or coaches need to coordinate their requests through Matthew Weitzel in the Iowa Athletic Communications Office.

Social Media

In addition to obtaining the most up-to-date information on Iowa's official website: hawkeyesports.com, fans and media can also get additional information, notes, photos, promotions, videos and more via Iowa basketball's social media sites. Follow Hawkeye hoops on Twitter (@IowaHoops) and on Facebook ([facebook.com/hawkeyebasketball](https://www.facebook.com/hawkeyebasketball)).

Press Conferences

Following is a list of dates for basketball news conferences with Fran McCaffery. The news conferences will begin at 2 p.m. in the Press Room of Carver-Hawkeye Arena. Selected players will be available after McCaffery meets with the media.

The news conference during finals week will be determined at a later date (Dec. 12-15), while the times on Jan. 6 and 12 may change due to its winter break practice schedule.

Following are the news conference dates:

Jan.	Fri, 6th	Thurs, 12th	Tues, 24th
Feb.	Fri, 3rd	Tues, 14th	Tues, 21st
March	Fri, 2nd		

Tele-Conferences

Following is a list of teleconference dates with Coach McCaffery. Each call begins at 1:15 p.m. CT.

Members of the media need to contact the UI Athletic Communications office for the dial in number and other details. Here are the tele-conference dates:

Dec.	Wed, 21	Tues, 27th	Fri, 30th
Jan.	Tues, 3rd		

Coach McCaffery will also be available at 9:10 a.m. (CT) on the Big Ten teleconference calls, which take place each Monday during the Big Ten season.

Postgame Interviews

Postgame press conferences include both head coaches in the Media Room. Requested Iowa players will also be available in the Media Room while visiting players outside their locker room.

HAWKEYES PUSHING THE TEMPO

An even more increased tempo by the Iowa Hawkeyes has led to 8.2 more points per game compared to last season, an increase that ranks second best in the Big Ten.

Big Ten, Largest Points per Game Improvement - - 2010-11 to 2011-12

Team	10-11	11-12	Diff
Indiana Hoosiers	69.6	82.2	+12.6
Iowa Hawkeyes	67.2	75.4	+8.2
Michigan State Spartans	68.8	74.6	+5.8
Michigan Wolverines	66.5	71.2	+4.7
Ohio State Buckeyes	77.1	80.3	+3.2

NUMBER OF THE WEEK - - 10

Iowa has won four of its last five games when Melsahn Basabe pulls down 10+ rebounds, including a 2-0 mark in 2011-12.

Basabe is one of four active Big Ten players with at least 10 games of 10+ rebounds since the beginning of last season.

Big Ten, Most Games with 10+ Rebounds - Since 2010-11 (Active Players)

Trevor Mbakwe, Minnesota	24
Jared Sullinger, Ohio State	24
Draymond Green, Michigan State	20
Melsahn Basabe, Iowa	10
2 Players Tied	6

STEALING THE ROCK

Iowa is averaging 9.4 steals this season, collecting 10 steals or more in six times. Last season, the Hawkeyes averaged 6.7 thefts. The 9.4 steals rank first in the Big Ten and 30th in the country.

The Hawkeyes have recorded 59 more steals than their opponents this season, which is the second-largest differential in the nation.

Division I, Largest Own/Opp Steals Differential - - 2011-12 (as of Dec. 18)

Team	Own	Opp	Diff
Syracuse Orange	128	65	+63
Iowa Hawkeyes	103	44	+59
Ohio State Buckeyes	100	44	+56
Charleston Southern Buccaneers	105	50	+55
Delaware State Hornets	85	35	+50
Oregon State Beavers	106	58	+48

MATT GATENS AMONG SELECT GROUP

Matt Gatens is one of six active Division I players with 1200+ points, 350+ rebounds and 180+ made 3-pointers in a career so far.

Division I, Active Players with 1200+ Pts, 350+ Reb & 180+ 3-Pters (Career)

Player, Team	Pts	Reb	3PM
John Shurna, Northwestern	1,560	525	201
Kyle Weems, Missouri State	1,503	683	193
Julius Wells, James Madison	1,378	549	242
Marcus Denmon, Missouri	1,365	357	216
Dee Bost, Mississippi State	1,336	396	193
Matt Gatens, Iowa	1,258	368	182

SINKING THE FREEBEEES

Starters Matt Gatens (39-of-44), Melsahn Basabe (29-of-38) and Roy Devyn Marble (26-of-35) are a combined 94-of-117 (.803) from the free throw line. Gatens ranks third in Big Ten career free throw percentage (.870).

Iowa has made 45-of-54 from the charity stripe the last two games; shooting 88 percent at Iowa State (22-of-25) and 79 percent versus Drake (23-of-29).

The Hawkeyes have missed only six free throws (41-of-48, .854) in the final five minutes of games. Additionally, the Hawkeyes have missed only one free throw (12-of-13, .923) in the final minute of their 11 games.

Big Ten Career FT%

1.	.898 (535-596)	Steve Alford, IND	1983-87
2.	.885 (448-506)	Joe Crispin, PSU	1997-01
3.	.870 (274-315)	Matt Gatens, IOWA	2008-
	.870 (260-299)	Rick Olson, WIS	1982-86
5.	.868 (223-257)	Pete Lisicky, PSU	1993-98
	.868 (231-266)	Jamar Butler, OSU	2005-08
7.	.867 (273-315)	Jerry Sichting, PUR	1975-79
8.	.864 (393-455)	Kenneth Lowe, PUR	1999-04
9.	.862 (257-298)	John Ritter, IND	1970-73
	.862 (250-290)	Jody Finney, OSU	1967-70
	.862 (181-210)	Jeff Grose, NU	1985-89

Iowa Career Scoring

8.	1,561	Den Oliver	1998-01
9.	1,525	Andre Woolridge	1995-97
10.	1,522	Don Nelson	1960-62
11.	1,516	Greg Brunner	2003-06
12.	1,502	Jeff Horner	2003-06
13.	1,372	Ed Horton	1986-89
14.	1,361	Bruce King	1975-77
15.	1,343	James Moses	1989-92
16.	1,258	Matt Gatens	2008-
17.	1,248	Jeff Moe	1985-88
18.	1,230	Kenyon Murray	1993-96
19.	1,189	Kevin Boyle	1979-82
20.	1,188	Dave Gunther	1957-59
	1,188	Bill Logan	1954-56
22.	1,181	Val Barnes	1991-93
23.	1,176	Sam Williams	1967-68
24.	1,172	John Johnson	1969-70
25.	1,168	Chad Calabria	1968-70

Iowa Career 3-Pointers Made

1.	262	Jeff Horner (2003-06)
2.	226	Chris Kingsbury (1994-96)
3.	214	Kent McCausland (1996-99)
4.	212	Adam Haluska (2005-07)
5.	193	Brody Boyd (2001-04)
6.	182	Matt Gatens (2008-)

Iowa Career 3-Pointers Attempted

1.	713	Jeff Horner (2003-06)
2.	645	Chris Kingsbury (1994-96)
3.	582	Adam Haluska (2005-07)
4.	544	Brody Boyd (2001-04)
5.	520	Matt Gatens (2008-)

Big Ten (Active Career Scoring)

Player	School	Points
William Buford	Ohio State	1,590
John Shurna	Northwestern	1,540
Robbie Hummel	Purdue	1,416
Matt Gatens	IOWA	1,258
Brandon Wood	Michigan State	1,249
Verdell Jones III	Indiana	1,208

Big Ten (Active Career Steals)

Player	School	Steals
Draymond Green	Michigan State	144
Robbie Hummel	Purdue	114
Matt Gatens	IOWA	113
Brandon Richardson	Nebraska	107
William Buford	Ohio State	105

HAWKEYE FAST BREAKS

- Iowa has not had a game decided by fewer than 10 points this season. The average margin of victory in the Hawkeyes' six victories is 22.8 points, while the margin of defeat is 17 points.
- Roy Devyn Marble has 37 assists to only 10 turnovers this season. His 3.7 assist/turnover ratio ranks second in the Big Ten.
- Sophomore Zach McCabe is shooting at a 64 percent clip (18-of-28) from the field over the last six games.
- Iowa is 15-8 in games played on Dec. 22.
- Freshman Josh Oglesby became the first Hawkeye reserve to lead the team in scoring, in back-to-back games (Northern Illinois and Creighton), since Ricky Davis paced Iowa with 25 and 18 on the road at Wisconsin (Feb. 3) and Michigan State (Feb. 7), respectively, in 1998. Like Oglesby, Davis accomplished the feat as a freshman.
- Coach McCaffery has played at least 10 players in nine of Iowa's 11 contests; nine played in the Hawkeyes' last two game at Iowa State (Dec. 9) and versus Drake (Dec. 17). Iowa's bench averages 30.4 points.
- Iowa's 61.9 percent (13-of-21) 3-point percentage and 56 rebounds against Brown are the most of any Big Ten team this season.
- Iowa has had five players score in double figures twice this season (North Carolina A&T and Drake). The Hawkeyes had five players score 12 points or more in its win over North Carolina A&T (Nov. 14). It marked only the fourth time the Hawkeyes had five players tally 12 points or more in a game (UW-Green Bay in 2003, Michigan in 2004, SIU-Edwardsville in 2010 and North Carolina A&T in 2011).
- Matt Gatens' 20 points versus Drake propelled him past Jeff Moe (1985-88) into 16th place on Iowa's all-time scoring chart. The senior is 85 points from tying James Moses (1989-92) for 15th place. Gatens has amassed 1,258 points entering Monday's contest against Central Arkansas.
- Iowa saw an increase in its attendance numbers in 2010-11. Compared to 2009-10, last year's Hawkeyes averaged 2,085 more fans than the previous year, an increase of 20%. Iowa averaged 9,550 fans two years ago, compared to 11,635 last year.

IMPROVEMENT UNDER McCAFFERY IN SECOND YEAR OF PROGRAM

Fran McCaffery-coached teams have posted improved win totals from their first year to second with McCaffery as a head coach. At Lehigh, his team improved by two wins (13 in 1986 to 15 in 1987). His UNC Greensboro team had four more victories from 2000 (15) and 2001 (19). At Siena his team improved by five victories, registering 15 in 2006 to 20 in 2007.

	1st yr	2nd yr	Diff.
Lehigh	13-15	15-14	+2
UNC Greensboro	15-13	19-12	+4
Siena	15-13	20-12	+5
Iowa	11-20	TBD	TBD

HAWKEYES ARE TOUGH AT HOME

Iowa has won 78 of its 110 games (.709) in Carver-Hawkeye Arena (15,500) over the last eight seasons, including win streaks of 21 straight overall and 12 straight Big Ten Conference wins. Iowa has won 10 of its last 20 home games against ranked opponents. Iowa was a perfect 17-0 at home in 2006, 14-2 in 2007, 10-8 in 2008, 13-4 in 2009, 9-9 in 2010 and 8-8 in 2011.

IOWA IN CARVER-HAWKEYE ARENA

Iowa has compiled a 354-113 (.758) record in Carver-Hawkeye Arena since the facility opened in January, 1983. Iowa is 162-89 (.645) in Big Ten games and 192-24 (.889) in non-Big Ten contests.

IOWA HISTORY

Iowa has played 2,636 games since beginning basketball in 1902. Iowa's overall record is 1,583-1,053 (.600). That includes a 948-349 (.731) record in home games, a 545-714 (.433) record in contests away from Iowa City, a 703-718 (.495) mark in Big Ten games and a 354-113 (.758) record in Carver-Hawkeye Arena.

LEADING THE TEAM

Following is the number of times a player led Iowa in scoring, rebounding, assists and steals. If two or more players tied for the team lead, all were credited for that game:

Player	Scoring	Rebounding	Assists	Steals
Devon Archie	---	1	---	---
Melsahn Basabe	1	5	---	---
Andrew Brommer	---	1	---	1
Bryce Cartwright	---	---	5	2
Matt Gatens	4	2	1	5
Aaron White	1	1	---	1
Roy Devyn Marble	2	---	4	5
Eric May	---	1	2	1
Zach McCabe	---	3	---	4
Josh Oglesby	3	---	1	---
Branden Stubbs	---	---	---	1

IOWA'S STATISTICAL COMPARISONS

	All Games	Big Ten	Home Games	Away Games	Iowa Wins	Iowa Losses
Record	6-5	---	6-2	0-3	6-0	0-5
Points	75.4	---	79.2	65.0	86.3	62.2
Opp. Pts	70.6	---	66.1	82.7	63.5	79.2
FG%	.440	---	.444	.432	.481	.388
FG Def.	.462	---	.440	.523	.403	.540
3-PT%	.347	---	.362	.304	.380	.294
3-pt. Def.	.367	---	.324	.475	.277	.489
FT%	.743	---	.766	.660	.741	.747
REB	35.6	---	37.6	30.3	40.8	29.4
AST	14.8	---	16.4	10.7	19.3	9.4
TO	12.2	---	12.8	10.7	13.0	11.2
STL	9.4	---	10.3	7.0	10.7	7.8
BLK	2.0	---	2.4	1.0	2.3	1.6

COACHING EXPERIENCE

Fran McCaffery has assembled one of the most experienced coaching staffs in the country. Assistant coaches Kirk Speraw, Sherman Dillard and Andrew Francis have over six decades of combined coaching experience. Furthermore, the entire coaching staff combines for 47 years of head coaching experience.

Director of Basketball Operations Jerry Strom is in his 31st season as a member of the Iowa basketball staff.

WHITE TABBED BIG TEN CO-FRESHMAN OF THE WEEK

Iowa freshmen Aaron White was named Big Ten co-Freshman of the Week after his performance in Iowa's season opening victory over Chicago State (Nov. 11). White shared the weekly honor with Indiana's Cody Zeller.

White shined in his Hawkeye debut, leading all scorers and rebounders with 19 points and 10 rebounds in 18 minutes of action. The native of Strongsville, Ohio, shot 50 percent (6-of-12) from the field and sank all five free throw attempts.

The 19 points are the most by an Iowa freshman in a season opener, equaling Dick Ives' 19 scored against Nebraska in his debut on Dec. 10, 1943. Furthermore, White's performance marked the first time a Hawkeye posted a double-double, in a season opener, since Dean Oliver had 10 points and 12 assists in a victory over Chicago State in 1997. It was the first time a Hawkeye freshman had a double-double, points and rebounds, since Jess Settles had 13 points and 11 rebounds versus Drake in 1993.

WELCOME NEW HAWKEYES

Iowa has six new faces on the team this season: Gabriel Olaseni, Josh Oglesby, Aaron White, Stephen McCarty, Kyle Denning and Christopher Rickert. Olaseni, Oglesby and White are on scholarship, while Denning, McCarty and Rickert are walk-ons.

SPERAW TAKING PART IN "SHOTS FROM THE HEART"

Iowa men's basketball assistant coach Kirk Speraw is one of 256 collegiate basketball coaches taking part in the second annual "Shots from the Heart", which is an event created by Angela Lento and Joe Dwyer of collegeinsider.com to increase awareness for the growing problem of Heart Disease and raise money to benefit the Skip Prosser Foundation.

Speraw posted a victory over Old Dominion's Jim Corrigan in the first round of the tournament. He moves on to round two to face Saddi Washington of Oakland University. Speraw shot his free throws, sinking all 25.

The second round will take place in December, while the Sweet 16 and Round of Eight will occur in January, and the semifinals and finals are scheduled for February.

To view the brackets and/or learn how you can contribute to the Skip Prosser Foundation" visit: collegeinsider.com.

IOWA PHOTOS AVAILABLE

Up-to-date head shots of all Iowa players and coaches are available on the internet at pics.hawkevebasketball.com. Contact the Iowa Sports Information office if you are in need of additional photos.

HIGHLIGHTS AND SOUND BITES ON SATELLITE

Sound bites with coaches and athletes from Iowa's winter sports teams are available each Thursday throughout the winter (Dec. 1-March 8). The satellite coordinates for the uplinks are: Galaxy 19C, Transponder 04 (same coordinates as Iowa football uplinks this past fall).

HAWKEYEBASKETBALL.COM

Check out the Iowa basketball team's new website, HawkeveBasketball.com, devoted to everything on-and-off-the-court surrounding the program.

HawkeveBasketball.com, allows fans a chance to go behind the scenes with the Hawkeye basketball program on and off the court. The site is complete with exclusive videos, photo galleries and content featuring the basketball program.

HawkeveBasketball.com will be updated throughout the year with exclusive videos, including game highlights and player features, along with news stories and other content.

"HAWK TALK WITH FRAN MCCAFFERY"

University of Iowa basketball fans may join Iowa Coach Fran McCaffery and radio announcer Gary Dolphin during the season for the "Hawk Talk with Fran McCaffery" radio call-in show. The show takes place at Carlos O'Kelly's Mexican Cafe in Iowa City from 7-8:30 p.m. Fans can call in and ask the coach a question by calling 1-877-464-2957. Below is the December schedule.

Monday

December 26

ALL-SESSION BIG TEN TOURNAMENT TICKETS ON SALE

All-session tickets for the Big Ten Men's Basketball Tournament are on sale. Tickets can be purchased at the Consecro Fieldhouse Box Office, Ticketmaster outlets, ticketmaster.com or by calling Ticketmaster at (800) 745-3000. For more information regarding how to purchase tickets within Iowa's block, contact the UI Athletic Ticket Office. Consecro Fieldhouse is the site of the men's tournament from March 8-11, featuring 22 games over eight days.

Big Ten Men's Basketball Tournament all-session tickets for the lower and club levels are available for \$325 through Big Ten university ticket offices only. All-session tickets for the upper levels are available for \$240 or \$175 (depending on seat location) through Ticketmaster or the Consecro Fieldhouse Box Office only. Orders will be limited to eight all-session tickets.

In addition, the men's tournament will continue to feature a special discounted rate of \$50 for all-session tickets available only to students of Big Ten universities. All students must have a valid student ID for entry. Student section seating will be available in eight balcony sections and orders will be limited to one all-session ticket. Details on the student ticket program will be sent to the university ticket offices for distribution directly to students.

The Big Ten Men's Basketball Tournament will call Indianapolis and Consecro Fieldhouse home this March and again in 2014 and 2016. The 2012 tournament marks the eighth time Indianapolis has hosted the Big Ten Men's Basketball Tournament at Consecro Fieldhouse.

ON THE HORIZON

Iowa returns to action in three days when it entertains Boise State Thursday at 7 p.m. on Mediacom Court at Carver-Hawkeye Arena. The game against the Broncos will be the last non-conference game for the Hawkeyes.

Iowa's 2012 Recruiting Class

Anthony Clemmons, Mike Gesell, Patrick Ingram, Kyle Meyer and Adam Woodbury have signed national letter of intents to attend the University of Iowa.

"I'm very excited about this class," said McCaffery. "We started working immediately upon arrival, in particular, on this group. I want to give particular recognition to how hard each and every one of my assistant coaches has worked. I believe we've addressed specific needs and attracted not only quality, but student-athletes who will fit with what we already have here to ultimately make us a better team."

Iowa's five-member 2012 recruiting class is ranked 19th by ESPN.com and Scout.com.

Paul Biancardi, who is ESPN's national recruiting director, had nothing but praise to say about Iowa's recruiting class and coach McCaffery.

"I'm very impressed, but not surprised, with the class coach McCaffery signed," said Biancardi. "This is a national statement class. Coach McCaffery and his staff have sold the vision and the plan for Iowa basketball in a big time way. It should get the fans of Iowa very excited not only right now but in the future. To be successful in this business you have to be able to recruit, and Fran's a proven recruiter. This is a class, that as it grows and develops together, will be the foundation for Iowa basketball. It will propel the Hawkeyes to the next step, which is the upper half of the Big Ten and NCAA Tournament."

ADAM WOODBURY (7-1, 230)

Woodbury is an All-State center from Sioux City, Iowa. The 7-foot-1, 230-pound was named the Most Valuable Player at the 2011 NBA Players Association Top 100 Camp. Woodbury is the No. 41 ranked player in the Class of 2012 by ESPN.com, No. 42 by Rivals.com and No. 47 by Scout.com. He enters his senior season ranked fourth in career scoring and first in rebounding at East High School. He led the Black Raiders to a combined 59-16 record the last three seasons, including back-to-back conference championships and three consecutive state tournament appearances. Woodbury is a two-time first team All-State, All-Missouri River Conference, All-Northwest Iowa and All-City honoree. As a junior, Woodbury averaged a double-double (18.5 points and 12 rebounds). He averaged 17.4 points and grabbed a school single-season record 315 rebounds (12.1 avg.) his sophomore campaign. Woodbury also participated in the Nike LeBron James Skills Academy and Amare Stoudemire Skills Academy in 2011. He played AAU for Martin Brothers and All-Iowa Attack from seventh through 11th grade. Fellow recruit Mike Gesell was an AAU teammate of Woodbury. Woodbury becomes Iowa's first seven-footer since Seth Gorney (2005-08) and is the tallest Hawkeye since Antonio Ramos (1999), who stood 7-foot-2.

MIKE GESELL (6-1, 180)

Gesell is a three-time first team All-State, All-Conference and All-Metro honoree for South Sioux City High School. Gesell is the No. 73 ranked player in the Class of 2012 by ESPN.com, No. 89 by Scout.com and No. 96 by Rivals.com. As a junior, he averaged 25.2 points, 8.2 assists, 5.5 rebounds and 2.9 steals while being honored as the Nebraska Gatorade Basketball Player of the Year. As a sophomore, Gesell averaged 19.9 points, 6.4 assists, 7.7 rebounds and 3.3 steals. He made 82 percent (158-193) of his free throw attempts as a junior and 79 percent (125-158) as a sophomore. The 6-foot-1, 180-pound guard was a Basketball Super State and All-State Class B Team Captain recipient his sophomore and junior seasons. He holds single season school records for scoring (655), assists (212) and steals (79), career scoring (1,446) and single-game steals (8) and assists (13). Gesell, who is a Wendy's High School Heisman state finalist and will be the team's captain this year, also excels in the classroom, ranking in the top five percent of his class while earning Gold Honor Roll distinction all four years. He also is a three-time Academic All-Conference and NSAA Academic All-State honoree. Fellow recruit Adam Woodbury was a teammate of Gesell on Martin Brothers and the All-Iowa Attack AAU squads.

ANTHONY CLEMMONS (6-1, 185)

Clemmons is a native of Lansing, Mich., and has started the last two years for Sexton High School. The 6-foot-1, 185-pound point guard helped his team to back-to-back conference championships and a Class B state title a year ago. Sexton finished as state runner-up his sophomore season. Clemmons is a two-time All-Conference honoree and was an All-State and All-Area selection in 2011. Clemmons averaged 12.3 points, 4.6 rebounds, 4.1 assists and 3.2 steals his junior year. He will serve as a team co-captain his senior campaign. Clemmons played AAU basketball the last two years with the Michigan Mustangs. He also played football his freshman through junior years at Sexton, earning all-conference honors in 2010, playing fullback, linebacker and safety.

PATRICK INGRAM (6-2, 190)

Ingram is a 6-foot-2, 190-pound guard from Indianapolis. He is a two-year starter and helped North Central High School win back-to-back conference championships and the Class 4A state championship in 2010. His high school team boasted a combined 70-8 record his first three seasons. Ingram averaged 10.4 points, 5.0 rebounds and 2.0 assists his junior campaign. He shot 55.5 percent from the field and 33-percent from beyond the arc. A captain on this year's team, Ingram also played on the AAU circuit for the Eric Gordon All-Stars. His team won the Walt Disney World tournament, Eric Gordon Shootout and the IndyBall Tournament. Ingram was tabbed MVP of the Walt Disney World tournament.

KYLE MEYER (6-10, 220)

Meyer is a 6-foot-10, 220-pound forward from Alpharetta, Ga. Meyer averaged 15 points, 11 rebounds, 3.5 blocks and 2.6 assists for Northview High School as a junior. He earned All-Region and co-MVP accolades as a junior, and was also recognized on the 2010 Pickens All-Tournament team. Meyer, who attends the same high school as Minnesota senior Ralph Sampson III, is a three-year starter. He averaged 10 points, 9.5 rebounds and 2.2 blocks, and earned the team's Coaches Award his sophomore campaign. Meyer garnered all-tournament laurels at the Chattahoochee Tournament as a freshman. Meyer also played AAU basketball for the Atlanta Celtics.

2012 IOWA RECRUITING CLASS

Anthony Clemmons	G	6-1/185	Lansing, Mich. (Sexton HS)
Mike Gesell	G	6-1/180	Sioux City, Neb. (South Sioux City HS)
Patrick Ingram	G	6-2/190	Indianapolis, Ind. (North Central HS)
Kyle Meyer	F	6-10/220	Alpharetta, Ga. (Northview HS)
Adam Woodbury	C	7-1/230	Sioux City, Iowa (East HS)



IOWA
HAWKEYES




CENTRAL ARKANSAS
BEARS

2011-12	BIG TEN	AP	ESPN	RPI
6-5	0-0	NR	NR	205

2011-12	CONF	AP	ESPN	RPI
5-4	0-0	NR	NR	179

CENTRAL ARKANSAS AT IOWA // GAME 12
Dec. 19, 2011 (Carver-Hawkeye Arena; Iowa City, Iowa)

Iowa Player Broadcast Notes



0

Gabriel Olaseni • C

	MIN	PTS	REB	BLK	STL	FG%	FT%
SEASON	5.8	1.7	1.8	0.0	0.0	.333	.750
BIG TEN	---	---	---	---	---	---	---
CAREER	5.8	1.7	1.8	0.0	0.0	.333	.750

6-10 • 225 • Fr. • London, England

- Played limited minute sin six games
- Grabbed a personal-best 5 rebounds vs. Northern Illinois
- Had 8 points and 4 boards in win over Chicago State
- Converted 6-of-8 (.750) from the free throw line this year
- Played a career-high 12 minutes vs. Northern Illinois



1

Melsahn Basabe • F

	MIN	PTS	REB	BLK	STL	FG%	FT%
SEASON	22.3	8.6	5.3	0.5	0.5	.452	.763
BIG TEN	---	---	---	---	---	---	---
CAREER	23.9	10.4	6.4	1.1	0.4	.543	.727

6-7 • 225 • So. • Glen Cove, N.Y.

- Averaged 12.5 points and 7.5 rebounds the last 4 games
- 8 career double-doubles, 2 this season
- Led Iowa in rebounding 3 of the last 4 contests
- Posted double figures 21 career times, and 20+ five times
- Had 10 pts, 5 rbs and 2 blks in last game over Drake



2

Josh Oglesby • G

	MIN	PTS	REB	AST	STL	FG%	FT%
SEASON	18.4	7.4	2.0	1.5	0.3	.424	.615
BIG TEN	---	---	---	---	---	---	---
CAREER	18.4	7.4	2.0	1.5	0.3	.424	.615

6-5 • 185 • Fr. • Cedar Rapids, Iowa

- Led Iowa in scoring vs. NIU, Creighton and Clemson
- 1st Iowa reserve to led team in consecutive games since '98
- Playing the most of Iowa's 3 freshmen (18.4 mins/game)
- Scored in all but one game this year (NC A&T)
- Made at least one 3-pointer in 9-of-11 games this year



4

Roy Devyn Marble • G/F

	MIN	PTS	REB	AST	STL	FG%	FT%
SEASON	23.5	9.5	2.8	3.4	1.6	.422	.743
BIG TEN	---	---	---	---	---	---	---
CAREER	20.3	6.7	2.5	1.9	0.9	.394	.604

6-6 • 194 • So. • Southfield, Mich.

- Boasts a 3.7 assist/turnover ratio, ranking 3rd in the nation
- Netted double figures in 6 of last 7 games
- Posted double digits 9 career times, 6x this season
- Credited with 4 assists or more seven times this year
- Averaged 12.4 pts, 3.6 asts, 2.7 rbs, 1.7 stls last 7 games



5

Matt Gatens • G

	MIN	PTS	REB	AST	STL	FG%	FT%
SEASON	32.5	14.1	3.5	1.9	1.6	.462	.886
BIG TEN	---	---	---	---	---	---	---
CAREER	34.5	12.1	3.5	2.4	1.0	.401	.870

6-5 • 212 • Sr. • Iowa City, Iowa

- Team co-captain
- Named to Dale Howard Classic All-Tournament team
- Poured in a career-high 27 points in win over NC A&T
- Posted double figures 69 career times, and 20+ 12 times
- Had game highs in pts (20) and stls (3) in win over Drake



15

Zach McCabe • F

	MIN	PTS	REB	AST	STL	FG%	FT%
SEASON	20.4	7.7	4.6	1.0	1.3	.508	.667
BIG TEN	---	---	---	---	---	---	---
CAREER	19.8	6.3	3.9	0.8	0.9	.393	.766

6-7 • 232 • So. • Sioux City, Iowa

- Shooting at a 64% clip (18-28) from the field last 6 games
- Started the last 6 games at forward
- Collected 2 steals in 6 of the last 9 contests
- Had 8 pts and 6 rbs in win over Drake
- Season-high 13 points in win over Chicago State



20

Andrew Brommer • C

	MIN	PTS	REB	BLK	STL	FG%	FT%
SEASON	13.8	3.8	3.3	0.3	0.9	.800	.400
BIG TEN	---	---	---	---	---	---	---
CAREER	10.6	2.3	1.9	0.4	0.3	.554	.457

6-9 • 247 • Sr. • Rosemount, Minn.

- Missed 3 games due to injury (NC A&T, Campbell & IPFW)
- Posted season bests in pts (9) and rbs (4) vs. Brown
- Missed only 3 FGs this season (12-of-15, .800)
- Had 4 pts and 2 rbs in win over Drake
- Made both FG attempts and had 4 rbs at Northern Iowa



24

Bryce Cartwright • G

	MIN	PTS	REB	AST	STL	FG%	FT%
SEASON	23.1	6.6	1.6	3.9	1.0	.304	.880
BIG TEN	---	---	---	---	---	---	---
CAREER	26.2	7.6	2.2	4.4	0.9	.377	.740

6-1 • 188 • Sr. • Compton, Calif.

- Team co-captain
- Missed the UNI game due to an injured hamstring
- Scored all 12 pts in 2nd half, including 8-8 FTs, vs. Drake
- Had 9 assists in 19 mins. vs. CSU, one shy of a career high
- Dished out 5 assists or more 4 times this season



25

Eric May • F

	MIN	PTS	REB	AST	STL	FG%	FT%
SEASON	20.1	7.8	3.2	1.7	0.8	.443	.571
BIG TEN	---	---	---	---	---	---	---
CAREER	26.9	8.3	3.7	1.4	1.1	.416	.629

6-5 • 217 • Jr. • Dubuque, Iowa

- Team co-captain
- Ranks 4th in team scoring (7.8)
- Tallied 10 pts on 5-of-11 shooting from the field at UNI
- Tied career best with 20 pts vs. North Carolina A&T
- Dished out personal best 5 assists in win over CSU



30

Aaron White • F

	MIN	PTS	REB	BLK	STL	FG%	FT%
SEASON	16.4	7.6	4.6	0.2	0.8	.400	.741
BIG TEN	---	---	---	---	---	---	---
CAREER	16.4	7.6	4.6	0.2	0.8	.400	.741

6-8 • 225 • Fr. • Strongsville, Ohio

- Averaged 8.3 pts and 4 rbs the last 4 contests
- Ranks 2nd in team rebounding (4.6)
- Big Ten co-Freshman of the Week (Nov. 14)
- Had 10 pts and 5 rbs in win over Drake
- Double-double in debut vs. CSU: 19 pts and 10 rbs



35

Devon Archie • C

	MIN	PTS	REB	BLK	STL	FG%	FT%
SEASON	10.7	2.3	3.0	0.3	0.6	.636	.500
BIG TEN	---	---	---	---	---	---	---
CAREER	8.6	1.8	2.9	0.3	0.3	.535	.296

6-9 • 222 • Sr. • Indianapolis, Ind.

- Received a medical redshirt in 2009-10
- Did not start playing basketball until high school
- Started Iowa's first 5 games at center this year
- Grabbed a season-high 7 boards in win over NIU
- Did not play vs. IPFW, Brown, Iowa St.; had 2 pts @ UNI

Carver-Hawkeye Arena and Dale and Marilyn Howard Family Pavilion



In September 2011, the University of Iowa completed a \$47 million revitalization of Carver-Hawkeye Arena. That project includes the construction of a practice facility for men's and women's basketball and volleyball, a 10,000-square-foot strength training and cardiovascular center, and an expansion to the Dan Gable Wrestling Complex, in addition to new locker room and support facilities for men's and women's basketball, wrestling and volleyball programs, and office space for the majority of Iowa administrative and coaching staffs.

Carver-Hawkeye Arena's four-story, 75,000-square foot addition has been named the Dale and Marilyn Howard Family Pavilion, named after the Howard's gave a multi-million dollar contribution to the athletic department.

"The Howard's have done so much for our program and the UI Athletics Department," said Iowa head coach Fran McCaffery. "Their generosity has helped pave the way for this beautiful state-of-the-art facility that our program desperately needed. Everything from the offices, locker room, practice gym to the weight room, is first class. We are extremely thankful for the Howard's contribution and are so proud to name the new addition after Dale and Marilyn Howard."

Matt Gatens is in his final season with the Hawkeyes and is ecstatic for the new additions and amenities to Carver-Hawkeye Arena.






“The new facilities are first class,” said Gatens. “After two years of construction, it’s good to finally be able to use the facility in our training efforts. It’s nice to be able to have a practice gym where we can come over and get extra shots up at our leisure. It’s great to be a Hawkeye!”

The addition of the practice facility eliminates the need to have student-athletes in the sports of men’s basketball, women’s basketball and volleyball practice and train at unusual or irregular times of day or at times which are typically reserved for classes. The flexibility created by the practice space also positively impacts the potential for use of the arena for other University and community-related events such as concerts.

The revitalization of the arena also extends into spaces used by the general public on game days and nights, including renovation of select concessions and restroom facilities, and the creation of hospitality and meeting spaces combined with club facilities for fans of the Hawkeyes who choose to participate in a variety of premium seating options similar to that which are available in the Paul W. Brechler Press Box at Kinnick Stadium.






IOWA HAWKEYE BASKETBALL

Updated Iowa Player Bio

Devon Archie



35

Sr., 6-9, 222, Forward
Indianapolis, Ind.
Vincennes CC

- Sidelined due to injury in 2009-10; received a medical redshirt
- Didn't start playing basketball until high school. He played on the junior varsity squad his junior season and varsity year his senior year.
- Career 53.5 percent shooter from the field
- Started five career games, all this year
- Started his first career game in Iowa's 2011-12 season opener vs. Chicago State recording four points and two rebounds
- Grabbed six rebounds in win over NC A&T
- Pulled down a team-high seven rebounds and matched a career high with two steals in win over Northern Illinois

Personal Bests

Points: 10 vs. Xavier, 11/19/10
Rebounds: 11 vs. Xavier, 11/19/10
FGM: 3, 2x, last vs. SIUE, 11/26/10
FGA: 5 vs. SIUE, 11/26/10
3-pt FG: ---
3-pt FGA: ---
FTM: 4 vs. Xavier, 11/19/10
FTA: 7 vs. Xavier, 11/19/10
Assists: 2, 2x, last vs. N'western, 1/12/11
Steals: 2, 2x, last vs. N. Illinois, 11/17/11
Blocks: 3 at Purdue, 1/9/11
Minutes: 21, vs. SIUE, 11/26/10

2011-12 Game-by-Game

				Total		3-Pointers		Free throws		Rebounds											
Opponent	Date	gs	min	fg-fga	pct	3fg-fga	pct	ft-fa	pct	off	def	tot	avg	pf	a	t/o	blk	stl	pts	avg	
CHICAGO STATE	11/11/11	*	17	2-2	1.000	0-0	.000	0-0	.000	1	1	2	2.0	2	1	2	0	1	4	4.0	
NORTH CAROLINA A&T	11/14/11	*	13	0-2	.000	0-0	.000	0-0	.000	1	5	6	4.0	3	1	2	1	0	0	2.0	
NORTHERN ILLINOIS	11/17/11	*	16	2-2	1.000	0-0	.000	0-2	.000	1	6	7	5.0	1	0	1	0	2	4	2.7	
vs Creighton	11/20/11	*	14	1-2	.500	0-0	.000	2-2	1.000	1	2	3	4.5	0	0	0	0	0	4	3.0	
CAMPBELL	11/23/11	*	9	1-2	.500	0-0	.000	0-0	.000	1	1	2	4.0	2	0	3	1	1	2	2.8	
CLEMSON	11/29/11		2	0-0	.000	0-0	.000	0-0	.000	0	0	0	3.3	0	0	0	0	0	0	2.3	
at UNI	12/06/11		4	1-1	1.000	0-0	.000	0-0	.000	0	1	1	3.0	2	0	1	0	0	2	2.3	
Totals			5	75	7-11	.636	0-0	.000	2-4	.500	5	16	21	3.0	10	2	9	2	4	16	2.3

Games played: 7
 Minutes/game: 10.7
 Points/game: 2.3
 FG Pct: 63.6
 FT Pct: 50.0

Rebounds/game: 3.0
 Assists/game: 0.3
 Turnovers/game: 1.3
 Assist/turnover ratio: 0.2
 Steals/game: 0.6
 Blocks/game: 0.3

CAREER STATISTICS

YEAR	G/GS	FG-A	PCT	3-PT	PCT	FT-A	PCT	RB	AVG	PF-FO	AS	TO	BK	ST	PTS	AVG
Junior	23/0	16-32	.500	0-0	.000	6-23	.261	66	2.9	15-0	8	10	7	6	38	1.7
Senior	7/5	7-11	.636	0-0	.000	2-4	.500	21	3.0	10-0	2	9	2	4	16	2.3
TOTALS	30/5	23-43	.535	0-0	.000	8-27	.296	87	2.9	25-0	10	19	9	10	54	1.8



IOWA HAWKEYE BASKETBALL

Updated Iowa Player Bio

Melsahn Basabe



1

2011-12 Game-by-Game

So., 6-7, 225, Forward
Glen Cove, N.Y.
St. Mark's

- 2011 Big Ten Conference all-Freshman team
- 2011 Honorable mention All-Big Ten by league coaches and media
- Started all 42 games in his career
- Has eight career double-doubles, including two this season (NC A&T and Brown)
- Career 54.3 percent shooter from the field
- Averaged 12.5 points and 7.5 rebounds the last four games
- Ranks first in team rebounding (5.3) and 11th in the Big Ten
- Tallied 14 points and grabbed five rebounds in win over Chicago State
- Posted his first double-double of the season totaling 15 points and 10 rebounds in win over NC A&T
- Equaled a personal best with two steals vs. Creighton
- Notched a double-double with team highs in points (14) and rebounding (10) in victory over Brown
- Scored a season-best 18 points at Iowa State and grabbed a game-high nine rebounds
- Registered 10 points and five rebounds in win over Drake

Opponent	Date	gs	min	Total		3-Pointers		Free throws		Rebounds				pf	a	t/o	blk	stl	pts	avg
				fg	pct	fg	pct	ft	pct	off	def	tot	avg							
CHICAGO STATE	11/11/11	*	20	3-7	.429	0-0	.000	8-8	1.000	2	3	5	5.0	1	0	0	0	1	14	14.0
NORTH CAROLINA A&T	11/14/11	*	31	4-8	.500	0-0	.000	7-8	.875	3	7	10	7.5	2	1	4	1	0	15	14.5
NORTHERN ILLINOIS	11/17/11	*	20	2-3	.667	0-0	.000	4-4	1.000	1	1	2	5.7	1	0	0	1	0	8	12.3
vs Creighton	11/20/11	*	17	1-3	.333	0-0	.000	0-2	.000	0	3	3	5.0	4	1	2	0	2	2	9.8
CAMPBELL	11/23/11	*	19	1-5	.200	0-0	.000	0-0	.000	3	0	3	4.6	2	0	1	0	0	2	8.2
IPFW	11/26/11	*	11	1-2	.500	0-0	.000	0-0	.000	1	3	4	4.5	3	1	2	0	1	2	7.2
CLEMSON	11/29/11	*	20	1-6	.167	0-0	.000	0-0	.000	1	0	1	4.0	0	0	1	1	0	2	6.4
BROWN	12/03/11	*	24	5-12	.417	0-0	.000	4-7	.571	2	8	10	4.8	2	0	1	1	0	14	7.4
at Northern Iowa	12/06/11	*	26	4-8	.500	0-0	.000	0-0	.000	0	6	6	4.9	3	1	2	0	1	8	7.4
at Iowa State	12/09/11	*	32	7-12	.583	0-0	.000	4-6	.667	4	5	9	5.3	1	0	2	0	0	18	8.5
DRAKE	12/17/11	*	25	4-7	.571	0-0	.000	2-3	.667	2	3	5	5.3	3	0	3	2	1	10	8.6
Totals		11	245	33-73	.452	0-0	.000	29-38	.763	19	39	58	5.3	22	4	18	6	6	95	8.6

Games played: 11
Minutes/game: 22.3
Points/game: 8.6
FG Pct: 45.2
FT Pct: 76.3

Rebounds/game: 5.3
Assists/game: 0.4
Turnovers/game: 1.6
Assist/turnover ratio: 0.2
Steals/game: 0.5
Blocks/game: 0.5

Personal Bests

Points: 25 at Michigan, 1/30/11
Rebounds: 14 vs. Iowa State, 12/10/10
FGM: 9 at Michigan, 1/30/11
FGA: 14 vs. Iowa State, 12/10/10
FTM: 8, 2x, last at Indiana, 2/5/11
FTA: 11 vs. Ohio State, 1/4/11
Assists: 2, 2x, last at Illinois, 2/26/11
Steals: 2, 2x, last vs. Creighton, 11/20/11
Blocks: 7 vs. Iowa State, 12/10/10
Minutes: 37 vs. Wisconsin, 2/9/11

CAREER STATISTICS

YEAR	G/GS	FG-A	PCT	3-PT	PCT	FT-A	PCT	RB	AVG	PF-FO	AS	TO	BK	ST	PTS	AVG
Fresh.	31/31	131-229	.572	0-0	.000	80-112	.714	210	6.8	83-2	9	65	41	12	342	11.0
Soph.	11/11	33-73	.452	0-0	.000	29-38	.763	58	5.3	22-0	4	18	6	6	95	8.8
TOTALS	42/42	164-302	.543	0-0	.000	109-150	.727	268	6.4	105-2	13	83	47	18	437	10.4





IOWA HAWKEYE BASKETBALL

Updated Iowa Player Bio

Andrew Brommer



20

Sr., 6-9, 247, Forward
Rosemount, Minn.
Rosemount HS

- Missed three games due to an injured knee (Chicago State, Northern Illinois and Creighton)
- Shooting 80 percent from the field this season, missing only three shots (12-of-15)
- Grabbed five rebounds in win over NC A&T before reinjuring his knee
- Recorded four points and three rebounds in nine minutes of action against Campbell
- Collected a personal-best three steals in win over IPFW
- Tallied two points, three rebounds and made both free throw attempts vs. Clemson
- Netted a season-high nine points and collected four rebounds and a game-high two blocks in victory over Brown
- Registered a season-high 22 minutes at UNI

2011-12 Game-by-Game

Opponent	Date	gs	min	Total		3-Pointers		Free throws		Rebounds				pf	a	t/o	blk	stl	pts	avg
				fg	pct	3fg	pct	ft	pct	off	def	tot	avg							
NORTH CAROLINA A&T	11/14/11	6	1-1	1.000	0-0	.000	0-2	.000	1	4	5	5.0	3	0	1	0	1	2	2.0	
CAMPBELL	11/23/11	9	2-2	1.000	0-0	.000	0-0	.000	1	2	3	4.0	2	0	0	0	0	4	3.0	
IPFW	11/26/11	21	2-2	1.000	0-0	.000	1-5	.200	1	3	4	4.0	4	1	0	0	3	5	3.7	
CLEMSON	11/29/11	15	0-2	.000	0-0	.000	2-2	1.000	2	1	3	3.8	0	0	1	0	0	2	3.3	
BROWN	12/03/11	12	3-3	1.000	0-0	.000	3-6	.500	3	1	4	3.8	3	0	2	2	1	9	4.4	
at Northern Iowa	12/06/11	22	2-2	1.000	0-0	.000	0-0	.000	1	3	4	3.8	2	1	1	0	0	4	4.3	
at Iowa State	12/09/11	12	0-1	.000	0-0	.000	0-0	.000	0	1	1	3.4	3	0	1	0	1	0	3.7	
DRAKE	12/17/11	13	2-2	1.000	0-0	.000	0-0	.000	1	1	2	3.3	2	0	2	0	1	4	3.8	
Totals		0	110	12-15	.800	0-0	.000	6-15	.400	10	16	26	3.3	19	2	8	2	7	30	3.8

Games played: 8
Minutes/game: 13.8
Points/game: 3.8
FG Pct: 80.0
FT Pct: 40.0

Rebounds/game: 3.3
Assists/game: 0.3
Turnovers/game: 1.0
Assist/turnover ratio: 0.3
Steals/game: 0.9
Blocks/game: 0.3

Personal Bests

Points: 12, 2x, last at Ohio State, 1/19/11
Rebounds: 6 at Ohio State, 1/19/11
FGM: 6 vs. Iowa State, 12/10/10
FGA: 8 at Ohio State, 1/19/11
FTM: 4 vs. Tennessee State, 1/12/10
FTA: 8 vs. West Virginia, 11/28/08
Assists: 3, 2x, last vs. Ohio State, 1/4/11
Steals: 3, vs. IPFW, 11/26/11
Blocks: 4 vs. Minnesota, 2/13/11
Minutes: 30 at Ohio State, 1/19/11

CAREER STATISTICS

YEAR	G/GS	FG-A	PCT	3-PT	PCT	FT-A	PCT	RB	AVG	PF-FO	AS	TO	BK	ST	PTS	AVG
Fresh.	20/0	9-17	.529	0-0	.000	5-22	.227	23	1.2	29-1	2	7	9	2	23	1.2
Soph.	22/0	10-26	.385	0-1	.000	18-24	.750	28	1.2	38-3	9	11	7	7	38	1.7
Junior	31/0	41-72	.569	0-0	.000	14-33	.424	74	2.4	66-1	22	30	15	6	96	3.1
Senior	8/0	12-15	.800	0-0	.000	6-15	.400	26	3.3	19-0	2	8	2	7	30	3.8
TOTALS	81/0	72-130	.554	0-1	.000	43-94	.457	151	1.9	152-5	35	56	33	22	187	2.3



IOWA HAWKEYE BASKETBALL

Updated Iowa Player Bio

Bryce Cartwright



24

Sr., 6-1, 188, Guard
Compton, Calif.
Dominguez HS
Fresno State/Paris JC

- Team co-captain this season
- 2011 Honorable mention all-Big Ten by league media
- Attended the same high school as Tyson Chandler, Cedric Ceballos, Dennis Johnson and Tayshaun Prince
- Missed Iowa's game at UNI due to an injured hamstring and played six minutes at Iowa State
- Ranks sixth in Big Ten assists (3.9) and assist/turnover ratio (2.1)
- Collected a game-high six assists to go along with 12 points in win over NC A&T
- Dished out nine assists in only 19 minutes of action in win over Northern Illinois
- Was a perfect 2-2 from 3-point territory finishing with nine points vs. Creighton
- Shared team high in assists with five in win over IPFW
- Notched 12 points, all in the second half, and had three assists in win over Drake, making a career-best eight free throws (8-of-8)

2011-12 Game-by-Game

				Total		3-Pointers		Free throws		Rebounds										
Opponent	Date	gs	min	fg-fga	pct	3fg-fga	pct	ft-fa	pct	off	def	tot	avg	pf	a	t/o	blk	stl	pts	avg
CHICAGO STATE	11/11/11	*	15	1-5	.200	0-1	.000	0-0	.000	0	2	2	2.0	0	4	3	0	1	2	2.0
NORTH CAROLINA A&T	11/14/11	*	27	4-11	.364	0-4	.000	4-4	1.000	1	1	2	2.0	4	6	1	0	2	12	7.0
NORTHERN ILLINOIS	11/17/11	*	19	1-5	.200	0-1	.000	2-2	1.000	0	1	1	1.7	0	9	0	0	0	4	6.0
vs Creighton	11/20/11	*	20	3-4	.750	2-2	1.000	1-2	.500	0	1	1	1.5	1	1	0	0	0	9	6.8
CAMPBELL	11/23/11	*	26	2-8	.250	0-0	.000	0-0	.000	0	1	1	1.4	2	2	3	0	2	4	6.2
IPFW	11/26/11	*	34	4-8	.500	0-0	.000	4-5	.800	0	3	3	1.7	0	5	4	0	1	12	7.2
CLEMSON	11/29/11	*	28	2-11	.182	0-1	.000	3-4	.750	0	2	2	1.7	0	2	2	0	1	7	7.1
BROWN	12/03/11	*	28	2-7	.286	0-0	.000	0-0	.000	0	3	3	1.9	2	5	1	0	2	4	6.8
at Iowa State	12/09/11		6	0-1	.000	0-0	.000	0-0	.000	0	0	0	1.7	0	2	2	0	0	0	6.0
DRAKE	12/17/11		28	2-9	.222	0-1	.000	8-8	1.000	0	1	1	1.6	1	3	3	0	1	12	6.6
Totals		8	231	21-69	.304	2-10	.200	22-25	.880	1	15	16	1.6	10	39	19	0	10	66	6.6

Games played: 10
 Minutes/game: 23.1
 Points/game: 6.6
 FG Pct: 30.4
 3FG Pct: 20.0
 FT Pct: 88.0

Rebounds/game: 1.6
 Assists/game: 3.9
 Turnovers/game: 1.9
 Assist/turnover ratio: 2.1
 Steals/game: 1.0

Personal Bests

Points: 25 vs. N'western, 1/12/11
Rebounds: 6, 3x, last vs. Purdue, 3/5/11
FGM: 9 vs. N'western, 1/12/11
FGA: 19 vs. La. Tech, 12/21/10
3-pt FG: 3, 2x, last vs. Minnesota, 2/13/11
3-pt FGA: 7 vs. Minnesota, 2/13/11
FTM: 8 vs. Drake, 12/17/11
FTA: 8, 2x, last vs. Drake, 12/17/11
Assists: 10 vs. Michigan State, 2/2/11
Steals: 4 vs. Long Beach State, 11/22/10
Blocks: 1, 3x, last vs. UL Monroe, 11/16/10
Minutes: 44 at New Mexico State, 2/14/09

CAREER STATISTICS

YEAR	G/GS	FG-A	PCT	3-PT	PCT	FT-A	PCT	RB	AVG	PF-FO	AS	TO	BK	ST	PTS	AVG
Fresh.	34/20	58-155	.374	17-65	.262	34-46	.739	60	1.8	45-1	109	68	2	27	167	4.9
Soph.	At Paris Junior College															
Junior	31/26	134-341	.393	19-69	.275	52-75	.693	90	2.9	42-0	182	102	1	28	339	10.9
Senior	10/8	21-69	.304	2-10	.222	22-25	.880	16	1.6	10-0	39	19	0	10	66	6.6
TOTALS	75/54	213-565	.377	38-144	.264	108-146	.740	166	2.2	97-1	330	189	3	65	572	7.6



IOWA HAWKEYE BASKETBALL

Updated Iowa Player Bio

Cody Cox



11

2011-12 Game-by-Game

Opponent	Date	gs	min	Total		3-Pointers		Free throws		Rebounds				pf	a	t/o	blk	stl	pts	avg
				fg-fga	pct	3fg-fga	pct	ft-fa	pct	off	def	tot	avg							
CHICAGO STATE	11/11/11	3		0-0	.000	0-0	.000	0-0	.000	0	1	1	1.0	0	0	0	0	0	0	0.0
NORTHERN ILLINOIS	11/17/11	2		0-0	.000	0-0	.000	0-0	.000	0	0	0	0.5	0	0	0	0	0	0	0.0
Totals		0	5	0-0	.000	0-0	.000	0-0	.000	0	1	1	0.5	0	0	0	0	0	0	0.0

Games played: 2
Minutes/game: 2.5

Rebounds/game: 0.5

So., 6-4, 196, Forward
Waterloo, Iowa
Waterloo West

- Non-scholarship athlete
- Competed in five career contests

Personal Bests

Points: ---
Rebounds: 1 vs. Chicago State, 11/11/11
FGM: ---
FGA: 2 vs. SIUE, 11/26/10
3-pt FG: ---
3-pt FGA: 1 vs. SIUE, 11/26/10
FTM: ---
FTA: ---
Assists: 1 vs. SIUE, 11/26/10
Steals: 1 vs. SIUE, 11/26/10
Blocks: ---
Minutes: 7 vs. SIUE, 11/26/10

CAREER STATISTICS

YEAR	G/GS	FG-A	PCT	3-PT	PCT	FT-A	PCT	RB	AVG	PF-FO	AS	TO	BK	ST	PTS	AVG
Fresh.	3/0	0-3	.000	0-1	.000	0-0	.000	0	0.0	1-0	1	0	0	1	0	0.0
Soph.	2/0	0-0	.000	0-0	.000	0-0	.000	1	0.5	0-0	0	0	0	0	0	0.0
TOTALS	5/0	0-3	.000	0-1	.000	0-0	.000	1	0.2	1-0	1	0	0	1	0	0.0



IOWA HAWKEYE BASKETBALL

Updated Iowa Player Bio

Kyle Denning



13

Fr., 6-2, 175, Guard
Cedar Falls, Iowa
Northern University HS

- Non-scholarship athlete
- Saw action in three games
- Sank both free throw attempts in four minutes of action in Iowa's season opening win over Chicago State

Personal Bests

Points: ---
Rebounds: ---
FGM: ---
FGA: ---
3-pt FG: ---
3-pt FGA: ---
FTM: 2 vs. Chicago State, 11/11/11
FTA: 2 vs. Chicago State, 11/11/11
Assists: ---
Steals: ---
Blocks: ---
Minutes: 4 vs. Chicago State, 11/11/11

2011-12 Game-by-Game

Opponent	Date	gs	min	Total		3-Pointers		Free throws		Rebounds				pf	a	t/o	blk	stl	pts	avg
				fg-fga	pct	3fg-fga	pct	ft-fa	pct	off	def	tot	avg							
CHICAGO STATE	11/11/11	4		0-0	.000	0-0	.000	2-2	1.000	0	0	0	0.0	0	0	0	0	0	2	2.0
NORTHERN ILLINOIS	11/17/11	2		0-0	.000	0-0	.000	0-0	.000	0	0	0	0.0	0	0	0	0	0	0	1.0
BROWN	12/03/11	0		0-0	.000	0-0	.000	0-0	.000	0	0	0	0.0	0	0	0	0	0	0	0.7
Totals		0	6	0-0	.000	0-0	.000	2-2	1.000	0	0	0	0.0	0	0	0	0	0	2	0.7

Games played: 3
Minutes/game: 2.0
Points/game: 0.7
FT Pct: 100.0

CAREER STATISTICS

YEAR	G/GS	FG-A	PCT	3-PT	PCT	FT-A	PCT	RB	AVG	PF-FO	AS	TO	BK	ST	PTS	AVG
Fresh.	3/0	0-0	.000	0-0	.000	2-2	1.000	0	0.0	0-0	0	0	0	0	2	0.7



IOWA HAWKEYE BASKETBALL

Updated Iowa Player Bio

Matt Gatens



5

Sr., 6-5, 212, Guard
Iowa City, Iowa
City HS

- Three-time team co-captain
- Named to the Dale Howard Classic All-Tournament team
- Only missed two games in his career due to injury (2010 vs. South Dakota State and UL Monroe)
- Posted double figures 69 times in his career, including seven of 11 games this season
- Ranks third in Big Ten career free throw percentage (.870, 274-315)
- Ranks first in Big Ten free throw percentage this season (.886, 39-44) and 20th in the country
- Leads team in scoring and ranks 13th in the Big Ten (14.1)
- Ranks 16th in Iowa career scoring (1,258)
- Ranks sixth in career 3-pointers at Iowa (182)
- Has scored 20 points or more in a game 12 times in his career, including three times this year
- Poured in a career-high 27 points and also had six rebounds, four assists and two steals in win over NC A&T
- Notched a team-high 17 points against Campbell, adding five rebounds, two assists and two steals
- Had 15 points on 5-6 shooting from the field and 3-4 from long distance in win over Northern Illinois
- Collected a season and game-high three steals vs. Creighton
- Posted a team-high 22 points and dished out five assists in win over IPFW
- Led team with 20 points in win over Drake, adding six rebounds and a game-high three steals

2011-12 Game-by-Game

				Total		3-Pointers		Free throws		Rebounds											
Opponent	Date	gs	min	fg-fga	pct	3fg-fga	pct	ft-fa	pct	off	def	tot	avg	pf	a	t/o	blk	stl	pts	avg	
CHICAGO STATE	11/11/11	*	16	2-5	.400	1-4	.250	2-2	1.000	1	0	1	1.0	3	2	0	0	1	7	7.0	
NORTH CAROLINA A&T	11/14/11	*	34	9-15	.600	4-10	.400	5-6	.833	4	2	6	3.5	2	4	1	0	2	27	17.0	
NORTHERN ILLINOIS	11/17/11	*	20	5-6	.833	3-4	.750	2-2	1.000	1	1	2	3.0	1	2	1	0	1	15	16.3	
vs Creighton	11/20/11	*	35	5-12	.417	2-7	.286	1-1	1.000	1	3	4	3.3	2	1	1	0	3	13	15.5	
CAMPBELL	11/23/11	*	40	5-12	.417	1-5	.200	6-6	1.000	1	4	5	3.6	3	2	1	0	2	17	15.8	
IPFW	11/26/11	*	33	6-12	.500	2-3	.667	8-9	.889	0	4	4	3.7	1	5	2	0	2	22	16.8	
CLEMSON	11/29/11	*	33	1-6	.167	0-1	.000	6-7	.857	0	0	0	3.1	2	0	1	0	1	8	15.6	
BROWN	12/03/11	*	30	3-8	.375	1-2	.500	2-2	1.000	1	1	2	3.0	1	1	0	0	1	9	14.8	
at Northern Iowa	12/06/11	*	37	3-9	.333	0-4	.000	0-0	.000	0	4	4	3.1	3	1	1	0	2	6	13.8	
at Iowa State	12/09/11	*	39	3-7	.429	3-6	.500	2-2	1.000	0	4	4	3.2	4	1	2	0	0	11	13.5	
DRAKE	12/17/11	*	40	7-14	.500	1-5	.200	5-7	.714	3	3	6	3.5	2	2	1	0	3	20	14.1	
Totals			11	357	49-106	.462	18-51	.353	39-44	.886	12	26	38	3.5	24	21	11	0	18	15.5	14.1

Games played: 11
Minutes/game: 32.5
Points/game: 14.1
FG Pct: 46.2
3FG Pct: 35.3
FT Pct: 88.6

Rebounds/game: 3.5
Assists/game: 1.9
Turnovers/game: 1.0
Assist/turnover ratio: 1.9
Steals/game: 1.6

Personal Bests

Points: 27 vs. NC A&T, 11/14/11
Rebounds: 10 vs. Western Illinois, 12/27/08
FGM: 9 vs. North Carolina A&T, 11/14/11
FGA: 21 at Minnesota, 1/16/11
3-pt FG: 5, 4x, last vs. N'western, 1/12/11
3-pt FGA: 11 vs. Minnesota, 2/13/11
FTM: 11 vs. Indiana, 1/23/11
FTA: 12, 2x, last vs. Indiana, 1/23/11
Assists: 8 vs. SC State, 12/21/09
Steals: 5 vs. Idaho State, 12/4/10
Blocks: 2 vs. Michigan, 2/22/09
Minutes: 50 vs. Penn State, 3/7/09

CAREER STATISTICS

YEAR	G/GS	FG-A	PCT	3-PT	PCT	FT-A	PCT	RB	AVG	PF-FO	AS	TO	BK	ST	PTS	AVG
Fresh.	32/32	109-258	.422	52-129	.403	75-83	.904	121	3.8	82-2	71	51	10	26	345	10.8
Soph.	32/32	125-338	.370	58-177	.328	84-101	.832	138	4.3	70-0	105	85	3	29	392	12.3
Junior	29/29	118-299	.395	54-163	.331	76-87	.874	71	2.4	44-1	53	42	3	38	366	12.6
Senior	11/11	49-106	.462	18-51	.353	39-44	.886	38	3.5	24-0	21	11	0	18	155	14.1
TOTALS	104/104	401-1001	.401	182-520	.350	274-315	.870	368	3.5	220-3	250	189	16	111	1258	12.1



IOWA HAWKEYE BASKETBALL

Updated Iowa Player Bio

Roy Devyn Marble



4

So., 6-6, 194, Guard/Forward
Southfield, Mich.
Lathrup HS

- Father Roy, is a three-time all-Big Ten performer and Iowa MVP, and the Hawkeyes' all-time leading scorer
- Played in all 31 contests as a freshman, including starting six games (vs. #2 Ohio State, vs. Michigan, at Illinois, at Michigan State, vs. #6 Purdue, vs. Michigan State)
- Scored a career and game-high 21 points at Iowa State, making a career-best 10-of-11 from the free throw line; added a career-high five assists
- Played career-high 37 minutes at UNI and at Iowa State, making first two starts of the season at point guard
- Boasts a 3.7 assist/turnover ratio (37 assists to only 10 turnovers), which ranks second in the Big Ten and third in the country
- Averaged 12.4 points the last seven contests
- Netted double figures in six of the last seven games, including the last four
- Recorded at least one steal in 10 of 11 games, including two or more in the last four
- Dished out four assists or more seven times this year, including five in each of the last two games
- Posted double figures 10 times in his career, including six of the last seven games
- Tallied a season-high 14 points against Campbell in a career-high 32 minutes, and added four assists and a block
- Collected a personal-best three steals and equaled career highs in rebounds (7) and assists (4) in win over Chicago State
- Matched a career high with four assists in win over Northern Illinois

2011-12 Game-by-Game

				Total		3-Pointers		Free throws		Rebounds										
Opponent	Date	gs	min	fg-fga	pct	3fg-fga	pct	ft-fa	pct	off	def	tot	avg	pf	a	t/o	blk	stl	pts	avg
CHICAGO STATE	11/11/11	21	3-6	.500	0-2	.000	0-0	.000	2	5	7	7.0	2	4	0	0	0	3	6	6.0
NORTH CAROLINA A&T	11/14/11	13	2-6	.333	1-2	.500	0-0	.000	0	1	1	4.0	2	3	1	0	0	0	5	5.5
NORTHERN ILLINOIS	11/17/11	17	2-8	.250	0-0	.000	1-2	.500	1	1	2	3.3	0	4	0	0	2	5	5.3	
vs Creighton	11/20/11	21	0-4	.000	0-1	.000	2-2	1.000	1	1	2	3.0	2	1	0	0	1	2	4.5	
CAMPBELL	11/23/11	32	6-12	.500	0-1	.000	2-2	1.000	1	0	1	2.6	3	4	0	1	1	14	6.4	
IPFW	11/26/11	22	4-6	.667	1-1	1.000	2-5	.400	1	1	2	2.5	3	2	3	0	1	11	7.2	
CLEMSON	11/29/11	17	2-8	.250	0-1	.000	2-2	1.000	0	0	0	2.1	0	1	0	1	1	6	7.0	
BROWN	12/03/11	23	4-9	.444	0-0	.000	3-3	1.000	3	4	7	2.8	2	4	0	0	3	11	7.5	
at Northern Iowa	12/06/11	*	37	7-12	.583	0-2	.000	0-3	.000	1	3	4	2.9	4	4	2	0	2	14	8.2
at Iowa State	12/09/11	*	37	5-12	.417	1-1	1.000	10-11	.909	1	3	4	3.0	3	5	2	0	2	21	9.5
DRAKE	12/17/11	*	19	3-7	.429	0-1	.000	4-5	.800	0	1	1	2.8	1	5	2	0	2	10	9.5
Totals		3	259	38-90	.422	3-12	.250	26-35	.743	11	20	31	2.8	22	37	10	2	18	105	9.5

Games played: 11
Minutes/game: 23.5
Points/game: 9.5
FG Pct: 42.2
3FG Pct: 25.0
FT Pct: 74.3

Rebounds/game: 2.8
Assists/game: 3.4
Turnovers/game: 0.9
Assist/turnover ratio: 3.7
Steals/game: 1.6
Blocks/game: 0.2

- Scored 11 points and matched personal bests in rebounding (7), assists (4) and steals (3) in victory over Brown
- Started first game of the season at UNI, leading team in points (14) and assists (4), while also collecting two steals
- Matched a career high with five assists in the win over Drake, in just 19 minutes of action, and added 10 points

Personal Bests

Points: 21 at Iowa State, 12/9/11
Rebounds: 7, 3x, last vs. Brown, 12/3/11
FGM: 8 vs. Indiana, 1/23/11
FGA: 13 vs. Indiana, 1/23/11
3-pt FG: 2, 3x, last at Michigan, 1/30/11
3-pt FGA: 3, 4x, last at Mich. State, 3/2/11
FTM: 10 at Iowa State, 12/9/11
FTA: 11 at Iowa State, 12/9/11
Assists: 5, 2x, last vs. Drake, 12/17/11
Steals: 3, 2x, last vs. Brown, 12/3/11
Blocks: 1, 3x, last vs. Campbell, 11/23/11
Minutes: 37, 2x, last at Iowa State, 12/9/11

CAREER STATISTICS

YEAR	G/GS	FG-A	PCT	3-PT	PCT	FT-A	PCT	RB	AVG	PF-FO	AS	TO	BK	ST	PTS	AVG
Fresh.	31/6	66-174	.379	11-41	.268	35-66	.530	74	2.4	41-0	41	34	2	21	178	5.7
Soph.	11/3	38-90	.422	3-12	.250	26-35	.743	31	2.8	22-0	37	10	2	18	105	9.5
TOTALS	42/9	104-264	.394	14-53	.264	61-101	.604	105	2.5	63-0	78	44	4	39	283	6.7



IOWA HAWKEYE BASKETBALL

Updated Iowa Player Bio

Eric May



25

Jr., 6-5, 217, Guard/Forward
Dubuque, Iowa
Wahlert HS

- 2011 Academic All-Big Ten honoree
- Ranks fourth in team scoring (7.8)
- Dished out a game and career-high five assists in win over Chicago State
- Matched a career best with 20 points on 8-12 shooting from the field, including 3-4 from 3-point range, and 1-3 from the foul line and also pulled down a season-high nine rebounds in win over NC A&T
- Tallied 14 points and had four assists in win over Northern Illinois
- Controlled a team-high six rebounds vs. Creighton
- Recorded 10 points at UNI, hitting 5-of-11 field goals

Personal Bests

Points: 20, 2x, last vs. NC A&T, 11/14/11
Rebounds: 11 vs. Prairie View A&M, 12/5/09
FGM: 8, 2x, last at Wake Forest, 11/30/10
FGA: 16 vs. South Dakota State, 11/14/10
3-pt FG: 5 vs. Ohio State, 1/27/10
3-pt FGA: 10 vs. Ohio State, 1/27/10
FTM: 4, 2x, last vs. Illinois, 12/29/10
FTA: 8 vs. Illinois, 12/29/10
Assists: 5 vs. Chicago State, 11/11/11
Steals: 7 vs. SIUE, 11/26/10
Blocks: 3, 3x, last at Michigan, 1/30/10
Minutes: 43 vs. Michigan, 2/16/10

2011-12 Game-by-Game

				Total		3-Pointers		Free throws		Rebounds										
Opponent	Date	gs	min	fg-fga	pct	3fg-fga	pct	ft-fa	pct	off	def	tot	avg	pf	a	t/o	blk	stl	pts	avg
CHICAGO STATE	11/11/11	*	26	4-10	.400	2-5	.400	2-2	1.000	0	1	1	1.0	1	5	1	1	2	12	12.0
NORTH CAROLINA A&T	11/14/11	*	32	8-12	.667	3-4	.750	1-3	.333	3	6	9	5.0	2	1	5	0	1	20	16.0
NORTHERN ILLINOIS	11/17/11	*	19	6-8	.750	2-2	1.000	0-0	.000	0	3	3	4.3	2	4	2	0	0	14	15.3
vs Creighton	11/20/11	*	23	3-10	.300	0-3	.000	0-0	.000	2	4	6	4.8	3	2	3	1	0	6	13.0
CAMPBELL	11/23/11	*	20	1-4	.250	0-1	.000	2-4	.500	0	2	2	4.2	2	0	1	0	2	4	11.2
IPFW	11/26/11	*	11	1-2	.500	0-0	.000	0-0	.000	0	1	1	3.7	2	1	1	0	0	2	9.7
CLEMSON	11/29/11	*	12	1-6	.167	0-3	.000	0-0	.000	0	2	2	3.4	1	1	0	0	0	2	8.6
BROWN	12/03/11	*	19	4-8	.500	0-2	.000	0-0	.000	1	3	4	3.5	0	3	0	0	1	8	8.5
at Northern Iowa	12/06/11	*	30	5-11	.455	0-2	.000	0-1	.000	1	1	2	3.3	3	1	0	0	0	10	8.7
at Iowa State	12/09/11	*	15	2-5	.400	1-1	1.000	0-0	.000	1	1	2	3.2	3	0	1	0	1	5	8.3
DRAKE	12/17/11	*	14	0-3	.000	0-2	.000	3-4	.750	2	1	3	3.2	4	1	0	2	2	3	7.8
Totals		11	221	35-79	.443	8-25	.320	8-14	.571	10	25	35	3.2	23	19	14	4	9	86	7.8

Games played: 11
 Minutes/game: 20.1
 Points/game: 7.8
 FG Pct: 44.3
 3FG Pct: 32.0
 FT Pct: 57.1

Rebounds/game: 3.2
 Assists/game: 1.7
 Turnovers/game: 1.3
 Assist/turnover ratio: 1.4
 Steals/game: 0.8
 Blocks/game: 0.4

CAREER STATISTICS

YEAR	G/GS	FG-A	PCT	3-PT	PCT	FT-A	PCT	RB	AVG	PF-FO	AS	TO	BK	ST	PTS	AVG
Fresh.	32/23	104-259	.402	41-143	.287	38-57	.667	147	4.6	74-1	44	59	26	34	287	9.0
Soph.	30/25	88-204	.423	26-66	.394	32-53	.604	88	2.9	41-1	38	60	9	38	234	7.8
Junior	11/11	35-79	.443	8-25	.320	8-14	.571	35	3.2	23-0	19	14	4	9	86	7.8
TOTALS	73/59	227-546	.416	75-234	.321	78-124	.629	270	3.7	138-2	101	133	39	81	607	8.3



IOWA HAWKEYE BASKETBALL

Updated Iowa Player Bio

Zach McCabe



15

So., 6-7, 232, Forward
Sioux City, Iowa
Bishop Heelan HS

- Ranks fifth on the team in scoring (7.7)
- Started eight career games, including the last six
- Started third career game, and first of the season, in win over IPFW scoring 12 points and matching a career high with three steals
- Shooting at a 64 percent clip (18-28) from the field the last six games
- Had 13 points and five rebounds in win over Chicago State
- Tallied 12 points, six rebounds and two assists in win over NC A&T
- Scored eight points and had two steals and two assists in win over Northern Illinois
- Notched six points, a team-high seven rebounds, two steals and two assists against Campbell
- Recorded seven points, two steals and a team-high seven rebounds against Clemson
- Netted nine points and snagged seven boards in win over Brown
- Registered eight points and six rebounds in win over Drake, making 4-of-5 from the field

2011-12 Game-by-Game

				Total		3-Pointers		Free throws		Rebounds										
Opponent	Date	gs	min	fg-fga	pct	3fg-fga	pct	ft-fa	pct	off	def	tot	avg	pf	a	t/o	blk	stl	pts	avg
CHICAGO STATE	11/11/11	18	5-11	.455	2-5	.400	1-3	.333	2	3	5	5.0	1	1	0	0	1	13	13.0	
NORTH CAROLINA A&T	11/14/11	25	4-5	.800	1-2	.500	3-4	.750	2	4	6	5.5	2	2	2	0	0	12	12.5	
NORTHERN ILLINOIS	11/17/11	15	3-6	.500	2-3	.667	0-0	.000	1	0	1	4.0	2	2	1	0	2	8	11.0	
vs Creighton	11/20/11	20	0-4	.000	0-1	.000	0-2	.000	1	0	1	3.3	1	1	0	0	2	0	8.3	
CAMPBELL	11/23/11	24	3-11	.273	0-2	.000	0-0	.000	6	1	7	4.0	4	2	3	0	2	6	7.8	
IPFW	11/26/11	* 27	4-6	.667	1-1	1.000	3-4	.750	1	2	3	3.8	4	0	0	0	3	12	8.5	
CLEMSON	11/29/11	* 19	3-4	.750	0-0	.000	1-1	1.000	2	5	7	4.3	5	0	3	0	2	7	8.3	
BROWN	12/03/11	* 19	3-6	.500	1-1	1.000	2-2	1.000	4	3	7	4.6	3	0	2	0	0	9	8.4	
at Northern Iowa	12/06/11	* 17	1-3	.333	0-0	.000	0-0	.000	1	4	5	4.7	5	1	3	0	0	2	7.7	
at Iowa State	12/09/11	* 16	3-4	.750	0-0	.000	2-2	1.000	0	3	3	4.5	4	1	1	0	0	8	7.7	
DRAKE	12/17/11	* 24	4-5	.800	0-0	.000	0-0	.000	3	3	6	4.6	2	1	0	0	2	8	7.7	
Totals		6	224	33-65	.508	7-15	.467	12-18	.667	23	28	51	4.6	33	11	15	0	14	85	7.7

Games played: 11
 Minutes/game: 20.4
 Points/game: 7.7
 FG Pct: 50.8
 3FG Pct: 46.7
 FT Pct: 66.7

Rebounds/game: 4.6
 Assists/game: 1.0
 Turnovers/game: 1.4
 Assist/turnover ratio: 0.7
 Steals/game: 1.3

Personal Bests

Points: 16 vs. SIUE, 11/26/10
Rebounds: 8 at Wake Forest, 11/30/10
FGM: 6 vs. SIUE, 11/26/10
FGA: 13 vs. SIUE, 11/26/10
3-pt FG: 4 vs. SIUE, 11/26/10
3-pt FGA: 7 vs. SIUE, 11/26/10
FTM: 6 vs. Alabama, 11/20/10
FTA: 7 at Drake, 12/18/10
Assists: 3 vs. Michigan, 2/19/11
Steals: 3, 2x, last vs. IPFW, 11/26/11
Blocks: 1 at Purdue, 1/9/11
Minutes: 33 vs. South Dakota State, 11/14/10

CAREER STATISTICS

YEAR	G/GS	FG-A	PCT	3-PT	PCT	FT-A	PCT	RB	AVG	PF-FO	AS	TO	BK	ST	PTS	AVG
Fresh.	31/2	59-169	.349	24-84	.286	37-46	.804	111	3.6	69-3	24	48	1	22	179	5.8
Soph.	11/6	33-65	.508	7-15	.467	12-18	.667	51	4.6	33-2	11	15	0	14	85	7.7
TOTALS	42/8	92-234	.393	31-99	.313	49-64	.766	162	3.9	102-5	35	63	1	36	264	6.3



IOWA HAWKEYE BASKETBALL

Updated Iowa Player Bio

Stephen McCarty



14

So., 6-2, 160, Guard
Auburn Hills, Mich.
West Bloomfield HS

- Non-scholarship athlete
- Saw action in four games

Personal Bests

Points: 2 vs. N. Illinois, 11/17/11
Rebounds: ---
FGM: 1 vs. N. Illinois, 11/17/11
FGA: 2 vs. N. Illinois, 11/17/11
3-pt FG: ---
3-pt FGA: ---
FTM: ---
FTA: ---
Assists: ---
Steals: ---
Blocks: ---
Minutes: 4 vs. Chicago State, 11/11/11

2011-12 Game-by-Game

Opponent	Date	gs	min	Total		3-Pointers		Free throws		Rebounds				pf	a	t/o	blk	stl	pts	avg
				fg-fga	pct	3fg-fga	pct	ft-fa	pct	off	def	tot	avg							
CHICAGO STATE	11/11/11	4		0-0	.000	0-0	.000	0-0	.000	0	0	0	0.0	0	0	0	0	0	0	0.0
NORTHERN ILLINOIS	11/17/11	2		1-2	.500	0-1	.000	0-0	.000	0	0	0	0.0	1	0	0	0	0	2	1.0
CLEMSON	11/29/11	2		0-0	.000	0-0	.000	0-0	.000	0	0	0	0.0	0	0	2	0	0	0	0.7
BROWN	12/03/11	3		0-1	.000	0-0	.000	0-0	.000	0	0	0	0.0	1	0	0	0	0	0	0.5
Totals		0	11	1-3	.333	0-1	.000	0-0	.000	0	0	0	0.0	2	0	2	0	0	2	0.5

Games played: 4
 Minutes/game: 2.8
 Points/game: 0.5
 FG Pct: 33.3
 3FG Pct: 0.0

Turnovers/game: 0.5

CAREER STATISTICS

YEAR	G/GS	FG-A	PCT	3-PT	PCT	FT-A	PCT	RB	AVG	PF-FO	AS	TO	BK	ST	PTS	AVG
Fresh.	4/0	1-3	.333	0-1	.000	0-0	.000	0	0.0	2-0	0	2	0	0	2	0.5



IOWA HAWKEYE BASKETBALL

Updated Iowa Player Bio

Josh Oglesby



2

Fr., 6-5, 190, Guard
Cedar Rapids, Iowa
Washington HS

- Led Iowa in scoring against Creighton, Northern Illinois and Clemson
- Ranks sixth in team scoring (7.6)
- Scored in all but one game this season (North Carolina A&T)
- Tallied four points and collected four assists and two rebounds in win over Chicago State
- Netted a personal-best 16 points, bolstered by 4-of-7 shooting from 3-point range, and controlled five rebounds in win over Northern Illinois
- Scored a team-best 14 points on 5-8 shooting from the field, including 3-5 from 3-point range, vs. Creighton
- Recorded six points against Campbell, hitting both 3-point attempts
- Had six points and dished out two assists in win over IPFW
- Notched a team-best 15 points against Clemson, making 3-of-4 three-pointers and a season-best 4-of-4 free throw attempts; added two steals
- Registered five points, three assists and a block in win over Drake

2011-12 Game-by-Game

				Total		3-Pointers		Free throws		Rebounds										
Opponent	Date	gs	min	fg-fga	pct	3fg-fga	pct	ft-fa	pct	off	def	tot	avg	pf	a	t/o	blk	stl	pts	avg
CHICAGO STATE	11/11/11	19	1-7	.143	1-6	.167	1-2	.500	1	1	2	2.0	0	4	0	0	0	0	4	4.0
NORTH CAROLINA A&T	11/14/11	7	0-2	.000	0-2	.000	0-0	.000	0	1	1	1.5	1	2	1	0	0	0	0	2.0
NORTHERN ILLINOIS	11/17/11	23	6-9	.667	4-7	.571	0-0	.000	0	5	5	2.7	1	2	1	0	1	16	6.7	
vs Creighton	11/20/11	20	5-8	.625	3-5	.600	1-2	.500	0	1	1	2.3	0	2	0	1	0	14	8.5	
CAMPBELL	11/23/11	12	2-3	.667	2-2	1.000	0-0	.000	0	0	0	1.8	0	0	2	0	0	6	8.0	
IPFW	11/26/11	18	2-6	.333	1-5	.200	1-3	.333	0	1	1	1.7	0	2	0	0	0	6	7.7	
CLEMSON	11/29/11	25	4-9	.444	3-4	.750	4-4	1.000	1	2	3	1.9	0	0	0	0	2	15	8.7	
BROWN	12/03/11	17	1-5	.200	0-2	.000	0-0	.000	0	3	3	2.0	1	1	0	0	0	2	7.9	
at Northern Iowa	12/06/11	20	3-6	.500	1-3	.333	0-1	.000	0	1	1	1.9	1	0	1	0	0	7	7.8	
at Iowa State	12/09/11	22	2-6	.333	1-4	.250	1-1	1.000	1	2	3	2.0	1	1	0	0	0	6	7.6	
DRAKE	12/17/11	19	2-5	.400	1-3	.333	0-0	.000	0	2	2	2.0	0	3	0	1	0	5	7.4	
Totals		0	202	28-66	.424	17-43	.395	8-13	.615	3	19	22	2.0	5	17	5	2	3	81	7.4

Games played: 11
Minutes/game: 18.4
Points/game: 7.4
FG Pct: 42.4
3FG Pct: 39.5
FT Pct: 61.5

Rebounds/game: 2.0
Assists/game: 1.5
Turnovers/game: 0.5
Assist/turnover ratio: 3.4
Steals/game: 0.3
Blocks/game: 0.2

Personal Bests

Points: 16 vs. N. Illinois, 11/17/11
Rebounds: 5 vs. N. Illinois, 11/17/11
FGM: 6 vs. N. Illinois, 11/17/11
FGA: 9, 2x, last vs. Clemson, 11/29/11
3-pt FG: 4 vs. N. Illinois, 11/17/11
3-pt FGA: 7 vs. N. Illinois, 11/17/11
FTM: 4 vs. Clemson, 11/29/11
FTA: 4 vs. Clemson, 11/29/11
Assists: 4 vs. Chicago State, 11/11/11
Steals: 2 vs. Clemson, 11/29/11
Blocks: 1, 2x, last vs. Drake, 12/17/11
Minutes: 25 vs. Clemson, 11/29/11

CAREER STATISTICS

YEAR	G/GS	FG-A	PCT	3-PT	PCT	FT-A	PCT	RB	AVG	PF-FO	AS	TO	BK	ST	PTS	AVG
Fresh.	11/0	28-66	.424	17-43	.395	8-13	.615	22	2.0	5-0	17	5	2	3	81	7.4



IOWA HAWKEYE BASKETBALL

Updated Iowa Player Bio

Gabriel Olaseni



0

Fr., 6-10, 225, Center
London, England
Sunrise Christian Academy

- Saw action in six contests
- Scored eight points and corralled four rebounds in win over Chicago State
- Grabbed five rebounds and had an assist in win over Northern Illinois
- Made his only field goal attempt and grabbed one rebound in win over IPFW

Personal Bests

Points: 8 vs. Chicago State, 11/11/11
Rebounds: 5 vs. N. Illinois, 11/17/11
FGM: 1, 2x, last vs. IPFW, 11/26/11
FGA: 2 vs. Chicago State, 11/11/11
3-pt FG: ---
3-pt FGA: ---
FTM: 6 vs. Chicago State, 11/11/11
FTA: 8 vs. Chicago State, 11/11/11
Assists: 1, 2x, last vs. Clemson, 11/29/11
Steals: ---
Blocks: ---
Minutes: 12 vs. N. Illinois, 11/17/11

2011-12 Game-by-Game

Opponent	Date	gs	min	Total		3-Pointers		Free throws		Rebounds				pf	a	t/o	blk	stl	pts	avg
				fg-fga	pct	3fg-fga	pct	ft-fa	pct	off	def	tot	avg							
CHICAGO STATE	11/11/11	9	1-2	.500	0-0	.000	6-8	.750	3	1	4	4.0	1	0	0	0	0	0	8	8.0
NORTHERN ILLINOIS	11/17/11	12	0-3	.000	0-0	.000	0-0	.000	2	3	5	4.5	0	1	1	0	0	0	0	4.0
vs Creighton	11/20/11	3	0-0	.000	0-0	.000	0-0	.000	1	0	1	3.3	0	0	0	0	0	0	0	2.7
IPFW	11/26/11	5	1-1	1.000	0-0	.000	0-0	.000	0	1	1	2.8	1	0	1	0	0	0	2	2.5
CLEMSON	11/29/11	5	0-0	.000	0-0	.000	0-0	.000	0	0	0	2.2	0	1	0	0	0	0	0	2.0
at UNI	12/06/11	1	0-0	.000	0-0	.000	0-0	.000	0	0	0	1.8	0	0	0	0	0	0	0	1.7
Totals		0	35	2-6	.333	0-0	.000	6-8	.750	6	5	11	1.8	2	2	2	0	0	10	1.7

Games played: 6
 Minutes/game: 5.8
 Points/game: 1.7
 FG Pct: 33.3
 FT Pct: 75.0

Rebounds/game: 1.8
 Assists/game: 0.3
 Turnovers/game: 0.3
 Assist/turnover ratio: 1.0

CAREER STATISTICS

YEAR	G/GS	FG-A	PCT	3-PT	PCT	FT-A	PCT	RB	AVG	PF-FO	AS	TO	BK	ST	PTS	AVG
Fresh.	6/0	2-6	.333	0-0	.000	6-8	.750	11	1.8	2-0	2	2	0	0	10	1.7



IOWA HAWKEYE BASKETBALL

Updated Iowa Player Bio

Christopher Rickert

2011-12 Game-by-Game



11

Jr, 6-3, 180, Junior
Sioux City, Iowa
Bixhop Heelan HS

- Non-scholarship athlete

Personal Bests

Points: ---
Rebounds: ---
FGM: ---
FGA: ---
3-pt FG: ---
3-pt FGA: ---
FTM: ---
FTA: ---
Assists: ---
Steals: ---
Blocks: ---
Minutes: ---

CAREER STATISTICS

YEAR	G/GS	FG-A	PCT	3-PT	PCT	FT-A	PCT	RB	AVG	PF-FO	AS	TO	BK	ST	PTS	AVG
Fresh.	0/0	0-0	.000	-0	.000	0-0	.000	0	0.0	0-0	0	0	0	0	0	0.0






IOWA HAWKEYE BASKETBALL

Updated Iowa Player Bio

Darius Stokes



34

Fr.-RS, 6-7, 203, Forward
Cedar Rapids, Iowa
Linn-Mar HS

- Non-scholarship athlete
- Redshirted last season
- Saw action in five career games
- Had one rebound in his first collegiate game vs. Chicago State
- Scored first career points on an offensive rebound putback and rejected a shot vs. Creighton
- Tallied a steal, block and rebound in three minutes of action against Clemson

Personal Bests

Points: 2 vs. Creighton, 11/20/11
Rebounds: 1, 3x, last vs. Clemson, 11/29/11
FGM: 1 vs. Creighton, 11/20/11
FGA: 1 vs. Creighton, 11/20/11
3-pt FG: ---
3-pt FGA: ---
FTM: ---
FTA: ---
Assists: 1 vs. N. Illinois, 11/17/11
Steals: 1 vs. Clemson, 11/29/11
Blocks: 1, 2x, last vs. Clemson, 11/29/11
Minutes: 4, 2x, last vs. N. Illinois, 11/17/11

2011-12 Game-by-Game

Opponent	Date	gs	min	Total		3-Pointers		Free throws		Rebounds				pf	a	t/o	blk	stl	pts	avg
				fg	pct	3fg	pct	ft	pct	off	def	tot	avg							
CHICAGO STATE	11/11/11	4		0-1	.000	0-0	.000	0-0	.000	0	1	1	1.0	1	0	1	0	0	0	0.0
NORTHERN ILLINOIS	11/17/11	4		0-1	.000	0-0	.000	0-0	.000	0	0	0	0.5	1	1	0	0	0	0	0.0
vs Creighton	11/20/11	2		1-1	1.000	0-0	.000	0-0	.000	1	0	1	0.7	0	0	0	1	0	2	0.7
CLEMSON	11/29/11	3		0-0	.000	0-0	.000	0-0	.000	0	1	1	0.8	1	0	0	1	1	0	0.5
BROWN	12/03/11	3		0-0	.000	0-0	.000	0-0	.000	0	0	0	0.6	0	0	0	0	0	0	0.4
Totals		0	16	1-3	.333	0-0	.000	0-0	.000	1	2	3	0.6	3	1	1	2	1	2	0.4

Games played: 5
 Minutes/game: 3.2
 Points/game: 0.4
 FG Pct: 33.3

Rebounds/game: 0.6
 Assists/game: 0.2
 Turnovers/game: 0.2
 Assist/turnover ratio: 1.0
 Steals/game: 0.2
 Blocks/game: 0.4

CAREER STATISTICS

YEAR	G/GS	FG-A	PCT	3-PT	PCT	FT-A	PCT	RB	AVG	PF-FO	AS	TO	BK	ST	PTS	AVG
Fresh.	5/0	1-3	.333	0-0	.000	0-0	.000	3	0.6	3-0	1	1	2	1	2	0.4



IOWA HAWKEYE BASKETBALL

Updated Iowa Player Bio

Branden Stubbs



32

So., 6-2, 175, Guard
Pleasant Hill, Iowa
Des Moines Christian HS

- Non-scholarship athlete
- Saw action in nine career contests
- Scored five points and had two steals and an assist in win over Chicago State
- Matched a personal best with two steals and scored three points in win over Northern Illinois
- Recorded two points against Clemson, going 2-of-2 from the charity stripe

Personal Bests

Points: 12 vs. SIUE, 11/26/10
Rebounds: 1 vs. UL Monroe, 11/16/10
FGM: 3 vs. SIUE, 11/26/10
FGA: 3 vs. SIUE, 11/26/10
3-pt FG: 2 vs. SIUE, 11/26/10
3-pt FGA: 2 vs. SIUE, 11/26/10
FTM: 4 vs. SIUE, 11/26/10
FTA: 4 vs. SIUE, 11/26/10
Assists: 1, 2x, last vs. Creighton, 11/20/11
Steals: 2, 2x, last vs. N. Illinois, 11/17/11
Blocks: - - -
Minutes: 9 vs. SIUE, 11/26/10

2011-12 Game-by-Game

Opponent	Date	gs	min	Total		3-Pointers		Free throws		Rebounds				pf	a	t/o	blk	stl	pts	avg
				fg-fga	pct	3fg-fga	pct	ft-fa	pct	off	def	tot	avg							
CHICAGO STATE	11/11/11	6		2-2	1.000	1-1	1.000	0-0	.000	0	0	0	0.0	0	1	1	0	2	5	5.0
NORTHERN ILLINOIS	11/17/11	8		1-2	.500	1-2	.500	0-0	.000	0	0	0	0.0	0	0	0	0	2	3	4.0
vs Creighton	11/20/11	4		0-1	.000	0-0	.000	0-0	.000	0	1	1	0.3	1	1	0	0	0	0	2.7
CLEMSON	11/29/11	2		0-0	.000	0-0	.000	2-2	1.000	0	0	0	0.3	0	0	0	0	0	2	2.5
BROWN	12/03/11	3		0-0	.000	0-0	.000	0-0	.000	0	0	0	0.2	1	0	2	0	0	0	2.0
Totals		0	23	3-5	.600	2-3	.667	2-2	1.000	0	1	1	0.2	2	2	3	0	4	10	2.0

Games played: 5
 Minutes/game: 4.6
 Points/game: 2.0
 FG Pct: 60.0
 3FG Pct: 66.7
 FT Pct: 100.0

Rebounds/game: 0.2
 Assists/game: 0.4
 Turnovers/game: 0.6
 Assist/turnover ratio: 0.7
 Steals/game: 0.8

CAREER STATISTICS

YEAR	G/GS	FG-A	PCT	3-PT	PCT	FT-A	PCT	RB	AVG	PF-FO	AS	TO	BK	ST	PTS	AVG
Fresh.	4/0	3-4	.750	2-3	.667	4-4	1.000	1	0.3	0-0	0	1	0	1	12	3.0
Soph.	5/0	3-5	.600	2-3	.667	2-2	1.000	1	0.2	2-0	2	3	0	4	10	2.0
TOTALS	9/0	6-9	.667	4-6	.667	6-6	1.000	2	0.2	2-0	2	4	0	5	22	2.4



IOWA HAWKEYE BASKETBALL

Updated Iowa Player Bio

Aaron White



30

F., 6-8, 225, Forward
Strongsville, Ohio
Strongsville HS

- Big Ten co-Freshman of the Week (Nov. 14)
- Ranks seventh in team scoring (7.6) and second in rebounding (4.6)
- Scored in every game off the bench
- Became the first Hawkeye freshman, since Dick Ives in 1943, to score 19 points in a season opener when he posted 19 points and 10 rebounds in win over Chicago State
- Had seven points and three points in each of Iowa's last two games
- Became the first Hawkeye rookie to post a double-double in a season opener since Dean Oliver in 1997
- Totaled nine points and four rebounds in win over Northern Illinois
- Had seven points and two steals vs. Creighton
- Collected eight points, two rebounds and a pair of steals in win over IPFW
- Netted nine points and had nine boards in victory over Brown
- Recorded seven points and three rebounds in six minutes of action at UNI
- Registered seven points, two steals, and a season-best two assists at Iowa State
- Tallied 10 points, five rebounds, and first career block in win over Drake, going a perfect 4-of-4 from the field and 1-of-1 from 3-point range

2011-12 Game-by-Game

Opponent	Date	gs		Total		3-Pointers		Free throws		Rebounds				pf	a	t/o	blk	stl	pts	avg
		min		fg-fga	pct	3fg-fga	pct	ft-fa	pct	off	def	tot	avg							
CHICAGO STATE	11/11/11	18		6-12	.500	2-3	.667	5-5	1.000	4	6	10	10.0	1	0	1	0	2	19	19.0
NORTH CAROLINA A&T	11/14/11	12		1-5	.200	0-2	.000	0-0	.000	2	2	4	7.0	1	0	4	0	1	2	10.5
NORTHERN ILLINOIS	11/17/11	21		4-6	.667	1-1	1.000	0-1	.000	2	2	4	6.0	3	1	2	1	0	9	10.0
vs Creighton	11/20/11	21		2-10	.200	0-2	.000	3-6	.500	2	1	3	5.3	0	0	2	0	2	7	9.3
CAMPBELL	11/23/11	9		1-7	.143	0-0	.000	0-0	.000	1	3	4	5.0	1	0	0	0	0	2	7.8
IPFW	11/26/11	18		3-6	.500	0-1	.000	2-2	1.000	2	0	2	4.5	1	0	2	0	2	8	7.8
CLEMSON	11/29/11	17		2-4	.500	0-1	.000	0-0	.000	0	4	4	4.4	2	0	0	0	0	4	7.3
BROWN	12/03/11	19		3-10	.300	0-3	.000	3-4	.750	4	5	9	5.0	1	1	1	0	0	9	7.5
at Northern Iowa	12/06/11	6		2-3	.667	0-1	.000	3-4	.750	2	1	3	4.8	2	1	1	0	0	7	7.4
at Iowa State	12/09/11	21		2-8	.250	0-1	.000	3-3	1.000	1	2	3	4.6	5	2	1	0	2	7	7.4
DRAKE	12/17/11	18		4-4	1.000	1-1	1.000	1-2	.500	2	3	5	4.6	2	1	1	1	0	10	7.6
Totals		0	180	30-75	.400	4-16	.250	20-27	.741	22	29	51	4.6	19	6	15	2	9	84	7.6

Games played: 11
Minutes/game: 16.4
Points/game: 7.6
FG Pct: 40.0
3FG Pct: 25.0
FT Pct: 74.1

Rebounds/game: 4.6
Assists/game: 0.5
Turnovers/game: 1.4
Assist/turnover ratio: 0.4
Steals/game: 0.8
Blocks/game: 0.2

Personal Bests

Points: 19 vs. Chicago State, 11/11/11
Rebounds: 10 vs. Chicago State, 11/11/11
FGM: 6 vs. Chicago State, 11/11/11
FGA: 12 vs. Chicago State, 11/11/11
3-pt FG: 2 vs. Chicago State, 11/11/11
3-pt FGA: 3, 2x, last vs. Brown, 12/3/11
FTM: 5 vs. Chicago State, 11/11/11
FTA: 6 vs. Creighton, 11/20/11
Assists: 2 at Iowa State, 12/9/11
Steals: 3, 4x, last at Iowa State, 12/9/11
Blocks: 1 vs. Drake, 12/17/11
Minutes: 21, 3x, last at Iowa State, 12/9/11

CAREER STATISTICS

YEAR	G/GS	FG-A	PCT	3-PT	PCT	FT-A	PCT	RB	AVG	PF-FO	AS	TO	BK	ST	PTS	AVG
Fresh.	11/0	30-75	.400	4-16	.250	20-27	.741	51	4.6	19-1	6	15	2	9	84	7.6





IOWA HAWKEYE BASKETBALL

Game-by-Game Results

Overall: 6-5 Big Ten: 0-0 Home: 6-2 Away: 0-2 Neutral: 0-1

Date	Opponent	Result	Attend.	Top Scorer	Top Rebounder
Nov. 11	Chicago State	W, 96-53	12,897	19, Aaron White	10, Aaron White
Nov. 14	North Carolina A&T	W, 95-79	8,891	27, Matt Gatens	10, Melsahn Basabe
Nov. 17	Northern Illinois	W, 88-55	9,666	16, Josh Oglesby	7, Devon Archie
^ Nov. 20	Creighton	L, 59-82	12,746	14, Josh Oglesby	6, Eric May
Nov. 23	Campbell	L, 61-77	10,501	17, Matt Gatens	7, Zach McCabe
Nov. 26	IPFW	W, 82-72	9,904	22, Matt Gatens	4, Basabe, Gatens, Brommer
\$ Nov. 29	Clemson	L, 55-71	10,449	15, Josh Oglesby	7, Zach McCabe
Dec. 3	Brown	W, 75-54	10,399	14, Melsahn Basabe	10, Melsahn Basabe
Dec. 6	at Northern Iowa	L, 60-80	6,834	14, Roy Devyn Marble	6, Melsahn Basabe
+ Dec. 9	at Iowa State	L, 76-86	14,356	21, Roy Devyn Marble	9, Melsahn Basabe
Dec. 17	Drake	W, 82-68	10,479	20, Matt Gatens	6, McCabe, Gatens

^ - Dale Howard Classic, Des Moines, Iowa

\$ - Big Ten / ACC Challenge

+ - Hy-Vee Cy-Hawk Series

* - Big Ten Conference Game

% - Big Ten Tournament, Indianapolis, Ind.

Attendance Summary	Games	Totals	Average
Home	8	83,186	10,398
Away	2	21,190	10,595
Neutral	1	12,746	12,746
Totals	11	127,717	11,611



IOWA HAWKEYE BASKETBALL

Game-by-Game Statistics

Team	Score	FG-A	PCT	3-PT. FG	PCT	FT-A	PCT	REB	PF	AS	TO	BS	ST
at Iowa	96	30-70	.429	9-27	.333	27-32	.844	43	13	22	10	1	14
Chicago State	53	23-54	.426	1-10	.100	6-10	.600	32	22	13	27	2	3
at Iowa	95	33-67	.493	9-26	.346	20-27	.741	53	22	20	22	2	7
North Carolina A&T	79	26-69	.377	10-28	.357	17-23	.739	32	21	17	13	0	10
at Iowa	88	33-61	.541	13-21	.619	9-13	.692	35	13	26	9	2	10
Northern Illinois	55	19-54	.352	6-22	.273	11-18	.611	34	12	11	16	3	3
Iowa	59	21-59	.356	7-21	.333	10-19	.526	28	14	10	8	3	10
vs. Creighton	82	32-58	.552	9-19	.474	9-13	.692	43	16	20	15	2	4
at Iowa	61	24-66	.364	3-11	.273	10-12	.833	29	21	10	14	2	10
Campbell	77	28-45	.622	4-8	.500	17-23	.739	34	15	17	22	10	4
at Iowa	82	28-51	.549	5-11	.455	21-33	.636	26	19	17	15	0	13
IPFW	72	23-44	.523	7-18	.389	19-26	.731	30	24	11	24	2	2
at Iowa	55	16-56	.286	3-11	.273	20-22	.909	27	11	5	10	3	8
Clemson	71	28-54	.519	11-21	.524	4-7	.571	42	21	20	19	3	2
at Iowa	75	28-69	.406	2-10	.200	17-24	.708	56	17	15	10	3	8
Brown	54	21-60	.350	4-22	.182	8-17	.471	37	20	12	12	2	5
Iowa	60	28-55	.509	1-12	.083	3-9	.333	33	25	10	12	0	5
at Northern Iowa	80	20-44	.455	11-21	.524	29-33	.879	27	15	9	10	3	2
Iowa	76	24-56	.429	6-13	.462	22-25	.880	30	24	12	12	0	6
at Iowa State	86	28-51	.549	8-19	.500	22-31	.710	32	22	17	12	3	4
at Iowa	82	28-56	.500	3-13	.231	23-29	.793	32	17	16	12	6	12
Drake	68	23-54	.426	5-19	.263	17-23	.739	33	23	7	19	2	5



IOWA HAWKEYE BASKETBALL

Season & Career Bests

Season Bests

Player	Points	3-Pointers	Rebounds	Assists	Blocks	Steals
Devon Archie	4, three times	---	7, N. Illinois	1, twice	1, twice	2, N. Illinois
Melsahn Basabe	18, Iowa State	---	10, twice	1, twice	2, Drake	2, Creighton
Andrew Brommer	9, Brown	---	5, NC A&T	1, UNI	2, Brown	3, IPFW
Bryce Cartwright	12, twice	---	3, twice	9, N. Illinois	---	2, three times
Cody Cox	---	---	1, Chicago State	---	---	---
Kyle Denning	2, Chicago State	---	---	---	---	---
Matt Gatens	27, NC A&T	4, NC A&T	6, twice	5, IPFW	---	3, twice
Roy Devyn Marble	21, Iowa State	1, Iowa State	7, twice	5, twice	1, twice	3, twice
Eric May	20, NC A&T	3, NC A&T	9, NC A&T	5, Chicago State	2, Drake	2, three times
Zach McCabe	13, Chicago State	2, Chicago State	7, three times	2, three times	---	3, IPFW
Stephen McCarty	2, N. Illinois	---	---	---	---	---
Josh Oglesby	16, N. Illinois	4, N. Illinois	5, N. Illinois	4, Chicago State	1, twice	2, Clemson
Gabriel Olaseni	8, Chicago State	---	5, N. Illinois	1, twice	---	---
Darius Stokes	2, Creighton	---	1, twice	1, N. Illinois	1, twice	1, Clemson
Branden Stubbs	5, Chicago State	1, Chicago State	1, Creighton	1, twice	---	2, twice
Aaron White	19, Chicago State	2, Chicago State	10, Chicago State	2, Iowa State	1, twice	2, four times

Career Bests

Player	Points	3-Pointers	Rebounds	Assists	Blocks	Steals
Devon Archie	10, Xavier, '10	---	11, Xavier, '10	2, twice	3, Purdue, '11	2, twice
Melsahn Basabe	25, Michigan, '11	---	14, Iowa State, '10	2, Indiana, '11	7, Iowa State, '10	2, twice
Andrew Brommer	12, twice	---	6, Ohio State, '11	3, twice	4, Minnesota, '11	3, IPFW, '11
Bryce Cartwright	25, N'western, '11	3, Cal Poly, '08	7, Mich. State, '11	10, Mich. State, '11	1, three times	4, LBSU, '10
Cody Cox	---	---	1, Chicago St., '11	1, SIUE, '10	---	1, SIUE, '10
Kyle Denning	2, Chicago St., '11	---	---	---	---	---
Matt Gatens	27, NC A&T, '11	5, four times	10, W. Illinois, '08	8, SC State, '09	2, Michigan, '09	5, Idaho State, '10
Roy Devyn Marble	21, Iowa State, '11	2, three times	7, three times	5, twice	1, three times	3, twice
Eric May	20, twice	5, Ohio State, '10	11, PVAM, '09	4, Tenn State, '10	3, three times	7, SIUE
Zach McCabe	16, SIUE, '10	4, SIUE, '10	8, Wake Forest, '10	3, Michigan, '11	1, Purdue, '11	3, twice
Stephen McCarty	2, N. Illinois, '11	---	---	---	---	---
Josh Oglesby	16, N. Illinois, '11	4, N. Illinois, '11	5, N. Illinois, '11	4, Chicago State, '11	1, twice	2, Clemson, '11
Gabriel Olaseni	9, Chicago St., '11	---	5, N. Illinois, '11	1, twice	---	---
Darius Stokes	2, Creighton, '11	---	1, twice	1, N. Illinois, '11	1, twice	1, Clemson, '11
Branden Stubbs	12, SIUE, '10	2, SIUE, '10	1, twice	1, twice	---	2, twice
Aaron White	19, Chicago St., '11	2, Chicago St., '11	10, Chicago St., '11	2, Iowa State, '11	1, twice	2, four times



IOWA HAWKEYE BASKETBALL

The Last Time...

The Last Time a Player . . .

Had 30 or more points

Iowa -- 30, Aaron Fuller vs. Michigan, 2/16/10

Opponent -- 30, Tim Hardaway Jr., Michigan, 2/19/11

Made at least 90% of his FGA (10 att.)

Iowa -- .909 (9-10), Luke Recker vs. Purdue, 3/07/02

Opponent -- .909 (10-11), Eric Griffin, Campbell, 11/23/11

Made 100% of his FTA (10 att.)

Iowa -- 1.000 (10-10), Jermain Davis vs. UTSA, 11/17/08

Opponent -- 1.000 (10-10), Morris Smith IV, UTSA, 11/15/09

Had 15 or more rebounds

Iowa -- 15, Jarryd Cole vs. Northern Iowa, 12/7/10

Opponent -- 15, Jon Leuer, Wisconsin, 2/9/11

Had 10 or more assists

Iowa -- 10, Bryce Cartwright vs. Michigan State, 2/2/11

Opponent -- 11, Darius Morris, Michigan, 1/30/11

Had 5 or more blocks

Iowa -- 6, Melsahn Basabe vs. Ohio State, 1/4/11

Opponent -- 6, Eric Griffin, Campbell, 11/23/11

Had 5 or more steals

Iowa -- 5, Jarryd Cole at Michigan State, 3/2/11

Opponent -- 5, Devin Gibson, UTSA, 11/17/08

The Last Time A Team . . .

Scored 100 or more points

Iowa -- 111 vs. SIU-Edwardsville, 11/26/10

Opponent -- 106 by North Carolina, 11/24/04

Scored 40 or fewer points

Iowa -- 40 at Wisconsin, 3/3/10

Opponent -- 39 by Northern Iowa, 12/7/10

Won an overtime game

Iowa -- 75-67 (2 OT) vs. Penn State, 3/07/09

Opponent -- 62-59 (1 OT) Wisconsin, 2/9/11

Made at least 60% of its FGA (20 att.)

Iowa -- .653 (32-44) vs. Michigan, 2/4/06

Opponent -- .622 (28-45) by Campbell, 11/23/2011

Made at least 50% of its 3-pt. FGA (8 att.)

Iowa -- .619 (13-21) vs. Northern Illinois, 11/17/11

Opponent -- .500 (4-8) by Campbell, 11/29/11

Made at least 90% of its FTA (10 att.)

Iowa -- .909 (20-22) vs. Clemson, 11/29/11

Opponents -- .909 (10-11) by Penn State, 1/26/11



IOWA HAWKEYE BASKETBALL

Season Highs And Lows/Specialty Statistics

CATEGORY		IOWA		OPPONENTS
<u>Points</u>	High	96	Chicago State	86 Iowa State
	Low	55	Clemson	53 Chicago State
<u>FG Made</u>	High	33	NC A&T/Northern Illinois	32 Creighton
	Low	16	Clemson	19 Northern Illinois
<u>FG Att.</u>	High	70	Chicago State	69 North Carolina A&T
	Low	51	IPFW	44 IPFW/Northern Iowa
<u>FG%</u>	High	.549	IPFW	.622 Campbell
	Low	.286	Clemson	.350 Brown
<u>3FG Made</u>	High	13	Northern Illinois	11 Clemson/Northern Iowa
	Low	1	Northern Iowa	1 Chicago State
<u>3FG Att.</u>	High	27	Chicago State	22 Northern Illinois/Brown
	Low	10	Brown	8 Campbell
<u>3FG%</u>	High	.619	Northern Illinois	.524 Clemson/Northern Iowa
	Low	.083	Northern Iowa	.100 Chicago State
<u>FTM</u>	High	27	Chicago State	29 Northern Iowa
	Low	3	Northern Iowa	4 Clemson
<u>FTA</u>	High	33	IPFW	33 Northern Iowa
	Low	9	Northern Iowa	7 Clemson
<u>FT% (min. 10)</u>	High	.909	Clemson	.879 Northern Iowa
	Low	.526	Creighton	.471 Brown
<u>Off. Reb.</u>	High	21	Brown	14 Drake
	Low	6	IPFW	4 Northern Iowa
<u>Def. Reb.</u>	High	35	North Carolina A&T/Brown	34 Clemson
	Low	15	Campbell	21 NC A&T/Northern Illinois
<u>Total Reb.</u>	High	56	Brown	43 Creighton
	Low	26	IPFW	27 Northern Iowa
<u>Assists</u>	High	26	Northern Illinois	20 Creighton/Clemson
	Low	5	Clemson	7 Drake
<u>Steals</u>	High	14	Chicago State	10 North Carolina A&T
	Low	5	Northern Iowa	2 IPFW/Clemson/Northern Iowa
<u>Blocks</u>	High	6	Drake	10 Campbell
	Low	0	Three times	0 North Carolina A&T
<u>Turnovers</u>	High	22	North Carolina A&T	27 Chicago State
	Low	8	Creighton	10 Northern Iowa
<u>Fouls</u>	High	25	Northern Iowa	24 IPFW
	Low	11	Clemson	12 Northern Illinois

GAME-BY-GAME SPECIALTY STATS

		Pts. Off	Pts. in	2nd	Fast
		TO's	Paint	Chance	Break
Date	Opponent	IA-Opp.	IA-Opp.	IA-Opp.	IA-Opp.
11/11	Chicago State	25-8	38-42	20-4	10-16
11/14	NC A&T	15-26	28-28	23-11	12-18
11/17	Northern Illinois	28-4	34-18	11-8	16-0
11/20	Creighton	15-7	16-40	3-18	6-4
11/23	Campbell	18-9	30-36	10-6	4-0
11/26	IPFW	33-12	36-26	4-4	12-9
11/29	Clemson	16-10	24-30	6-11	9-10
12/3	Brown	14-12	44-26	18-11	10-7
12/6	at UNI	12-26	20-14	10-2	n/a
12/9	at Iowa State	16-20	30-34	9-12	0-4
12/17	Drake	21-9	40-30	18-15	4-4

IOWA AND OPPONENT INDIVIDUAL HIGH PERFORMANCES

CATEGORY		IOWA		OPPONENTS
<u>Points</u>	27	Matt Gatens vs. North Carolina A&T	25	Doug McDermott (Creighton)/Frank Gaines (IPFW)
<u>Field Goals Made</u>	9 (9-15)	Matt Gatens vs. North Carolina A&T	10	Three players, last by Frank Gaines (IPFW)
<u>Field Goals Attempted</u>	15 (9-15)	Matt Gatens vs. North Carolina A&T	19 (8-19)	Abdel Nader (Northern Illinois)
<u>Field Goal Percentage (min. 5 made)</u>	.833 (5-6)	Matt Gatens vs. Northern Illinois	.909 (10-11)	Eric Griffin (Campbell)
<u>3-Point Field Goals Made</u>	4	Gatens vs. NC A&T/Oglesby vs. NIU	5 (5-6)	Andre Young (Clemson)
<u>3-Point Field Goals Attempted</u>	10 (4-10)	Matt Gatens vs. North Carolina A&T	6 (5-6)	Andre Young (Clemson)
<u>3-Point Field Goals Pct. (min. 4 made)</u>	.571 (4-7)	Josh Oglesby vs. Northern Illinois	1.000 (4-4)	Marc Hill (NC A&T)/Avery Dingman (Creighton)
<u>Free Throws Made</u>	10 (10-11)	Roy Devyn Marble at Iowa State	9 (9-15)	Bubu Palo (Iowa State)
<u>Free Throws Attempted</u>	11 (10-11)	Roy Devyn Marble at Iowa State	15 (9-15)	Bubu Palo (Iowa State)
<u>Free Throw Pct. (min. 7 made)</u>	1.000 (8-8)	Basabe vs. CSU/Cartwright vs. Drake	1.000 (8-8)	Trey McCorkle (IPFW)/Anthony James (UNI)
<u>Offensive Rebounds</u>	6	Zach McCabe vs. Campbell	6	Jordan Clarke (Drake)
<u>Defensive Rebounds</u>	8	Melsahn Basabe vs. Brown	13	Tanner Smith (Clemson)
<u>Total Rebounds</u>	10	Three times, last by Basabe vs. Brown	14	Tanner Smith (Clemson)
<u>Assists</u>	9	Bryce Cartwright vs. Northern Illinois	8	Tanner Smith (Clemson)
<u>Steals</u>	3	Five times, last time by Gatens vs. Brown	2	Three players, last by Frank Gaines (IPFW)
<u>Blocks</u>	2	May and Basabe vs. Drake	6	Eric Griffin (Campbell)
<u>Turnovers</u>	5	Eric May vs. North Carolina A&T	8	Robinson (Chicago State)/White (Campbell)



IOWA HAWKEYE BASKETBALL

2011-12 Iowa Record When...

When playing at home:	6-2	When leading at the half:	6-0	When wearing White:	6-3
When playing on the road:	0-2	When trailing at the half:	0-5	When wearing Black:	0-2
When playing on a neutral court:	0-1	When tied at the half:	0-0	When wearing Gold:	0-0
When Iowa scores 100 points or more:	0-0	Iowa field goal percentage at home:	220-496	.444	
When Iowa scores 90-99 points:	2-0	Iowa field goal percentage on road:	73-169	.432	
When Iowa scores 80-89 points:	3-0	Iowa 3-point percentage at home:	47-130	.362	
When Iowa scores 70-79 points:	1-1	Iowa 3-point percentage on road:	14-46	.304	
When Iowa scores under 70 points:	0-4	Iowa free throw percentage at home:	147-192	.766	
		Iowa free throw percentage on road:	35-53	.660	
When opponent scores 100 points or more:	0-0	On Sunday:	0-1		
When opponent scores 90-99 points:	0-0	On Monday:	1-0		
When opponent scores 80-89 points:	0-3	On Tuesday:	0-2		
When opponent scores 70-79 points:	2-2	On Wednesday:	0-1		
When opponent scores 60-69 points:	1-0	On Thursday:	1-0		
When opponent scores fewer than 60 points:	3-0	On Friday:	1-1		
		On Saturday:	3-0		
When Iowa shoots at least 50% from the field:	3-1	On BTN:	1-1		
When Iowa shoots less than 50% from the field:	3-4	On CBS:	0-0		
When opponent shoots at least 50% from the field:	1-4	On ESPN:	0-0		
When opponent shoots less than 50% from the field:	5-1	On ESPN2:	0-0		
When Iowa has higher FG% than opponent:	6-1	On ESPNU:	0-1		
When opponent has higher FG%:	0-4	On Mediacom:	1-0		
When FG% is equal:	0-0	On Fox Sports:	0-0		
When Iowa outrebounds opponent:	4-1	BTN.com:	4-1		
When opponent has more rebounds:	2-4	No Television:	0-0		
When rebounds are equal:	0-0				
When Iowa shoots at least 80% from the line:	1-2	Most Points, First Half: 50 vs. North Carolina A&T			
When Iowa shoots less than 80% from the line:	5-3	Fewest Points, First Half: 20 vs. Clemson			
When opponent shoots at least 80% from the line:	0-1	Most Points Allowed, First Half: 48 at Iowa State			
When opponent shoots less than 80% from the line:	6-4	Fewest Points Allowed, First Half: 20 vs. Chicago State			
When Iowa shoots more free throws than opponent:	5-2	Most Points, Second Half: 53 vs. Chicago State			
When opponent shoots more free throws:	1-3	Fewest Points, Second Half: 30 vs. Creighton/Campbell			
When free throws attempts are equal:	0-0	Most Points Allowed, Second Half: 48 at Northern Iowa			
When Iowa has higher FT% than opponent:	5-3	Fewest Points Allowed, Second Half: 25 vs. Northern Illinois			
When opponent has higher FT%:	1-2	Largest Halftime Advantage: 23 vs. Chicago State			
When FT% is equal:	0-0	Largest Halftime Deficit: 16 vs. Creighton			
When Iowa shoots at least 50% from 3-point range:	1-0				
When Iowa shoots less than 50% from 3-point range:	5-5				
When opponent shoots at least 50% from 3-point range:	0-3				
When opponent shoots less than 50% from 3-point range:	6-2				
When Iowa has a higher 3-point FG% than opponent:	4-0				
When opponent has a higher 3-point FG%:	2-5				
When 3-point FG% is equal:	0-0				
When Iowa has more assists than opponent:	6-1				
When opponent has more assists:	0-4				
When assists are equal:	0-0				
When Iowa has fewer turnovers than opponent:	5-3				
When opponent has fewer turnovers:	1-1				
When turnovers are equal:	0-1				
When Iowa has more steals than opponent:	5-5				
When opponent has more steals:	1-0				
When steals are equal:	0-0				



IOWA HAWKEYE BASKETBALL

Under McCaffery... Iowa Record When...

When playing at home:	14-10	When leading at the half:	15-6	When wearing White:	14-12
When playing on the road:	2-11	When trailing at the half:	2-19	When wearing Black:	2-13
When playing on a neutral court:	1-4	When tied at the half:	0-0	When wearing Gold:	1-0
When Iowa scores 100 points or more:	1-0	Iowa field goal percentage at home:	639-1407	.454	
When Iowa scores 90-99 points:	3-0	Iowa field goal percentage on road:	420-1001	.420	
When Iowa scores 80-89 points:	3-0	Iowa 3-point percentage at home:	134-388	.345	
When Iowa scores 70-79 points:	4-10	Iowa 3-point percentage on road:	73-253	.289	
When Iowa scores under 70 points:	6-15	Iowa free throw percentage at home:	362-518	.699	
		Iowa free throw percentage on road:	226-328	.689	
When opponent scores 100 points or more:	0-0	On Sunday:	1-6		
When opponent scores 90-99 points:	0-1	On Monday:	1-1		
When opponent scores 80-89 points:	0-8	On Tuesday:	3-4		
When opponent scores 70-79 points:	3-11	On Wednesday:	1-7		
When opponent scores 60-69 points:	3-5	On Thursday:	1-2		
When opponent scores fewer than 60 points:	11-0	On Friday:	2-3		
		On Saturday:	7-2		
When Iowa shoots at least 50% from the field:	6-3	On BTN:	5-17		
When Iowa shoots less than 50% from the field:	11-22	On CBS:	0-0		
When opponent shoots at least 50% from the field:	1-13	On ESPN:	1-0		
When opponent shoots less than 50% from the field:	16-12	On ESPN2:	1-2		
When Iowa has higher FG% than opponent:	17-4	On ESPNU:	0-2		
When opponent has higher FG%:	0-21	On Mediacom:	4-0		
When FG% is equal:	0-0	On Fox Sports:	0-0		
When Iowa outrebounds opponent:	15-7	BTN.com:	4-1		
When opponent has more rebounds:	2-18	No Television:	2-2		
When rebounds are equal:	0-0				
When Iowa shoots at least 80% from the line:	3-6	Most Points, First Half: 53 vs. SIU-Edwardsville			
When Iowa shoots less than 80% from the line:	14-19	Fewest Points, First Half: 19 at Minnesota			
When opponent shoots at least 80% from the line:	4-7	Most Points Allowed, First Half: 49 vs. Illinois			
When opponent shoots less than 80% from the line:	13-18	Fewest Points Allowed, First Half: 18 vs. UL Monroe			
When Iowa shoots more free throws than opponent:	15-12	Most Points, Second Half: 58 vs. SIU-Edwardsville			
When opponent shoots more free throws:	2-12	Fewest Points, Second Half: 25 vs. Minnesota			
When free throws attempts are equal:	0-1	Most Points Allowed, Second Half: 52 at Michigan			
When Iowa has higher FT% than opponent:	9-10	Fewest Points Allowed, Second Half: 16 vs. Northern Iowa			
When opponent has higher FT%:	8-15	Largest Halftime Advantage: 33 vs. SIU-Edwardsville			
When FT% is equal:	0-0	Largest Halftime Deficit: 21 vs. Northwestern			
When Iowa shoots at least 50% from 3-point range:	2-0				
When Iowa shoots less than 50% from 3-point range:	15-25				
When opponent shoots at least 50% from 3-point range:	0-7				
When opponent shoots less than 50% from 3-point range:	17-18				
When Iowa has a higher 3-point FG% than opponent:	13-7				
When opponent has a higher 3-point FG%:	4-18				
When 3-point FG% is equal:	0-0				
When Iowa has more assists than opponent:	14-3				
When opponent has more assists:	2-21				
When assists are equal:	1-1				
When Iowa has fewer turnovers than opponent:	10-10				
When opponent has fewer turnovers:	6-13				
When turnovers are equal:	1-2				
When Iowa has more steals than opponent:	12-12				
When opponent has more steals:	4-12				
When steals are equal:	1-1				

Game 1 - Iowa 96, Chicago State 53

Official Basketball Box Score -- Game Totals -- Final Statistics Chicago State vs Iowa

11/11/11 7:05 p.m. at Carver-Hawkeye Arena - Iowa City, IA

Chicago State 53 • 0-1

#	Player	Total		3-Ptr		Rebounds			PF	TP	A	TO	Blk	Stl	Min
		FG	FGA	FG	FTA	Off	Def	Tot							
01	NELSON, D'Jari	f	2-4	0-0	0-0	1	3	4	5	4	0	2	0	0	22
30	FISHER, Lee	f	4-10	1-3	2-2	1	3	4	2	11	4	4	1	0	38
31	ROBINSON, Jeremy	f	9-16	0-2	2-2	3	4	7	3	20	0	8	0	1	32
11	SIMMONS, Ardarius	g	3-4	0-1	0-0	0	3	3	0	6	3	6	0	1	24
21	SAMUELS, Matt	g	4-8	0-1	0-4	1	1	2	2	8	4	2	1	0	31
15	ANDERSON, Jacobby	g	0-2	0-1	0-0	0	1	1	0	0	1	0	0	0	10
23	WILLIAMS, Aaron	g	1-5	0-1	2-2	1	5	6	3	4	0	2	0	0	21
32	UKAIGWE, Quincy	g	0-0	0-0	0-0	0	0	0	1	0	0	0	0	0	1
35	ROSENBERG, Clarke	g	0-3	0-1	0-0	0	1	1	5	0	0	2	0	0	11
44	CONCEPCION, Francisco	g	0-2	0-0	0-0	0	2	2	1	0	1	1	0	1	10
Team						0	2	2							
Totals			23-54	1-10	6-10	7	25	32	22	53	13	27	2	3	200
FG % 1st Half: 10-22 45.5% 2nd half: 13-32 40.6% Game: 23-54 42.6%															
3FG % 1st Half: 0-5 0.0% 2nd half: 1-5 20.0% Game: 1-10 10.0%															
FT % 1st Half: 0-2 0.0% 2nd half: 6-8 75.0% Game: 6-10 60.0%															
Deadball Rebounds 1															

Iowa 96 • 1-0

#	Player	Total		3-Ptr		Rebounds			PF	TP	A	TO	Blk	Stl	Min
		FG	FGA	FG	FTA	Off	Def	Tot							
01	Basabe, Melsahn	f	3-7	0-0	8-8	2	3	5	1	14	0	0	0	1	20
25	May, Eric	f	4-10	2-5	2-2	0	1	1	1	12	5	1	1	2	26
35	Archie, Devon	c	2-2	0-0	0-0	1	1	2	2	4	1	2	0	1	17
05	Gatens, Matt	g	2-5	1-4	2-2	1	0	1	3	7	2	0	0	1	16
24	Cartwright, Bryce	g	1-5	0-1	0-0	0	2	2	0	2	4	3	0	1	15
00	Olaseni, Gabriel	g	1-2	0-0	6-8	3	1	4	1	8	0	0	0	0	9
02	Oglesby, Josh	g	1-7	1-6	1-2	1	1	2	0	4	4	0	0	0	19
03	Cox, Cody	g	0-0	0-0	0-0	0	1	1	0	0	0	0	0	0	3
04	Marble, Roy Devyn	g	3-6	0-2	0-0	2	5	7	2	6	4	0	0	3	21
13	Denning, Kyle	g	0-0	0-0	2-2	0	0	0	0	2	0	0	0	0	4
14	McCarty, Stephen	g	0-0	0-0	0-0	0	0	0	0	0	0	0	0	0	4
15	McCabe, Zach	g	5-11	2-5	1-3	2	3	5	1	13	1	0	0	1	18
30	White, Aaron	g	6-12	2-3	5-5	4	6	10	1	19	0	1	0	2	18
32	Stubbs, Brandon	g	2-2	1-1	0-0	0	0	0	0	5	1	1	0	2	6
34	Stokes, Darius	g	0-1	0-0	0-0	0	1	1	1	0	0	1	0	0	4
Team						1	1	2							
Totals			30-70	9-27	27-32	17	26	43	13	96	22	10	1	14	200
FG % 1st Half: 14-40 35.0% 2nd half: 16-30 53.3% Game: 30-70 42.9%															
3FG % 1st Half: 3-14 21.4% 2nd half: 6-13 46.2% Game: 9-27 33.3%															
FT % 1st Half: 12-14 85.7% 2nd half: 15-18 83.3% Game: 27-32 84.4%															
Deadball Rebounds 4															

Officials: Jim Haney, Brian Dorsey, D.J. Cartstensen
Technical fouls: Chicago State-None. Iowa-None.

Attendance: 12897

Dale Howard Classic Preliminary Game

Score by periods	1st	2nd	Total
Chicago State	20	33	53
Iowa	43	53	96

	In	Off	2nd	Fast	Bench
Points	Paint	T/O	Chance	Break	
CHI ST	42	8	4	16	4
IOWA	38	25	20	10	57

Last FG - CHI ST 2nd-00:47, IOWA 2nd-00:17.
Largest lead - CHI ST None, IOWA by 45 2nd-02:42.

Score tied - 0 times.
Lead changed - 0 times.

Game 3 - Iowa 88, Northern Illinois 55

Official Basketball Box Score -- Game Totals -- Final Statistics Northern Illinois vs Iowa

11/17/11 7:05 p.m. at Carver-Hawkeye Arena - Iowa City, IA

Northern Illinois 55 • 0-3

#	Player	Total		3-Ptr		Rebounds			PF	TP	A	TO	Blk	Stl	Min
		FG	FGA	FG	FTA	Off	Def	Tot							
05	Toler, Tim	f	4-11	2-5	0-0	2	7	9	2	10	1	5	1	0	23
23	Nader, Abdel	f	8-19	2-4	0-0	2	0	2	2	18	1	2	0	0	30
32	Bolin, Aksel	f	3-3	1-1	0-0	0	3	3	2	7	1	0	0	1	27
03	Christian, Antone	g	1-5	1-5	2-2	2	2	4	1	5	1	4	0	1	15
15	Ford, Marquavese	g	1-3	0-1	2-4	0	3	3	0	4	4	1	0	0	23
11	Miller, Zach	g	0-2	0-1	0-0	0	1	1	1	0	3	0	0	0	17
13	Gray, Kevin	g	0-1	0-0	1-4	2	2	4	1	1	0	1	0	1	17
20	Berg, Stian	g	0-4	0-4	0-0	0	0	0	0	0	0	0	0	0	9
21	Gray, Keith	g	2-5	0-0	0-0	2	0	2	2	2	4	0	2	1	22
35	Barnette, DeAndre	g	0-0	0-0	2-2	0	2	2	0	2	0	0	1	0	5
44	Jackson, Jeremiah	g	0-0	0-0	1-2	2	0	2	0	1	0	1	0	0	3
44	Storm, Tyler	g	0-1	0-1	3-4	0	1	1	1	3	0	0	0	0	9
Team						1	0	1							
Totals			19-54	6-22	11-18	13	21	34	12	55	11	16	3	3	200
FG % 1st Half: 12-23 52.2% 2nd half: 7-31 22.6% Game: 19-54 35.2%															
3FG % 1st Half: 4-10 40.0% 2nd half: 2-12 16.7% Game: 6-22 27.3%															
FT % 1st Half: 2-4 50.0% 2nd half: 9-14 64.3% Game: 11-18 61.1%															
Deadball Rebounds 4															

Iowa 88 • 3-0

#	Player	Total		3-Ptr		Rebounds			PF	TP	A	TO	Blk	Stl	Min
		FG	FGA	FG	FTA	Off	Def	Tot							
01	Basabe, Melsahn	f	2-3	0-0	4-4	1	1	2	1	8	0	0	1	0	20
25	May, Eric	f	6-8	2-2	0-0	0	3	3	2	14	4	2	0	0	19
35	Archie, Devon	f	2-2	0-0	0-0	1	6	7	1	4	0	1	0	2	16
05	Gatens, Matt	g	5-6	3-4	2-2	1	1	2	1	15	2	1	0	1	20
24	Cartwright, Bryce	g	1-5	0-1	2-2	0	1	1	0	4	0	0	0	0	19
00	Olaseni, Gabriel	g	0-3	0-0	0-0	2	3	5	0	0	1	1	0	0	12
02	Oglesby, Josh	g	6-9	4-7	0-0	0	5	5	1	16	2	1	0	1	23
03	Cox, Cody	g	0-0	0-0	0-0	0	0	0	0	0	0	0	0	0	2
04	Marble, Roy Devyn	g	2-8	0-0	1-2	1	1	2	0	5	4	0	0	2	17
13	Denning, Kyle	g	0-0	0-0	0-0	0	0	0	0	0	0	0	0	0	2
14	McCarty, Stephen	g	1-2	0-1	0-0	0	0	0	1	2	0	0	0	0	2
15	McCabe, Zach	g	3-6	2-3	0-0	1	0	1	2	8	2	1	0	2	15
30	White, Aaron	g	4-6	1-1	0-1	2	2	4	3	9	1	2	1	0	21
32	Stubbs, Brandon	g	1-2	1-2	0-0	0	0	0	0	3	0	0	0	2	8
34	Stokes, Darius	g	0-1	0-0	0-0	0	0	0	1	0	1	0	0	0	4
Team						1	2	3							
Totals			33-61	13-21	9-13	10	25	35	13	88	26	9	2	10	200
FG % 1st Half: 18-29 62.1% 2nd half: 15-32 46.9% Game: 33-61 54.1%															
3FG % 1st Half: 7-9 77.8% 2nd half: 6-12 50.0% Game: 13-21 61.9%															
FT % 1st Half: 6-7 85.7% 2nd half: 3-6 50.0% Game: 9-13 69.2%															
Deadball Rebounds 1															

Officials: Gene Steratore, Frank Spencer, Dan Dorian
Technical fouls: Northern Illinois-None. Iowa-None.

Attendance: 9666

Score by periods	1st	2nd	Total
Northern Illinois	30	25	55
Iowa	49	39	88

	In	Off	
--	----	-----	--

Game 9 - Northern Iowa 80, Iowa 60

Official Basketball Box Score -- Game Totals -- Final Statistics

Iowa vs UNI

12/06/11 7:05 p.m. at Cedar Falls, Iowa (McLeod Center)

Iowa 60 • 5-4

#	Player	Total		3-Ptr		Rebounds			PF	TP	A TO Blk Stl				Min
		FG-FGA	FG-FGA	FT-FTA	FT-FTA	Off	Def	Tot			A	TO	Blk	Stl	
01	Basabe, Melsahn	*	4-8	0-0	0-0	0	6	6	3	8	1	2	0	1	26
04	Marble, Roy Devyn	*	7-12	0-2	0-3	1	3	4	4	14	4	2	0	2	37
05	Gatens, Matt	*	3-9	0-4	0-0	0	4	4	3	6	1	1	0	2	37
15	McCabe, Zach	*	1-3	0-0	0-0	1	4	5	5	2	1	3	0	0	17
25	May, Eric	*	5-11	0-2	0-1	1	1	2	3	10	1	0	0	0	30
00	Olaseni, Gabriel		0-0	0-0	0-0	0	0	0	0	0	0	0	0	0	1
02	Oglesby, Josh		3-6	1-3	0-1	0	1	1	1	7	0	1	0	0	20
20	Brommer, Andrew		2-2	0-0	0-0	1	3	4	2	4	1	1	0	0	22
30	White, Aaron		2-3	0-1	3-4	2	1	3	2	7	1	1	0	0	6
35	Archie, Devon		1-1	0-0	0-0	0	1	1	2	2	0	1	0	0	4
Team						2	1	3							
Totals			28-55	1-12	3-9	8	25	33	25	60	10	12	0	5	200

FG % 1st Half: 13-22 59.1% 2nd half: 15-33 45.5% Game: 28-55 50.9% Deadball Rebounds 1
3FG % 1st Half: 1-4 25.0% 2nd half: 0-8 0.0% Game: 1-12 8.3%
FT % 1st Half: 0-3 0.0% 2nd half: 3-6 50.0% Game: 3-9 33.3%

UNI 80 • 8-1

#	Player	Total		3-Ptr		Rebounds			PF	TP	A TO Blk Stl				Min
		FG-FGA	FG-FGA	FT-FTA	FT-FTA	Off	Def	Tot			A	TO	Blk	Stl	
01	Mitchell, Deon	*	2-7	1-3	0-1	0	2	2	2	5	0	1	0	1	24
10	Tuttle, Seth	*	4-6	0-0	4-5	1	6	7	0	12	0	0	1	0	26
13	Moran, Johnny	*	1-5	0-3	2-2	0	3	3	2	4	0	1	0	0	31
20	Koch, Jake	*	3-6	3-4	4-4	0	5	5	2	13	6	4	2	1	29
52	James, Anthony	*	4-10	2-4	8-8	0	1	1	2	18	3	2	0	0	31
04	Rank, Chip		3-3	3-3	1-1	1	0	1	0	10	0	0	0	0	11
21	Morrison, Matt		1-1	1-1	0-0	0	1	1	2	3	0	0	0	0	9
23	Sonnen, Marc		1-3	1-3	8-8	1	1	2	3	11	0	1	0	0	24
24	Martino, Max		0-0	0-0	0-0	0	0	0	0	0	0	0	0	0	1
33	Pehl, Austin		1-3	0-0	2-4	0	2	2	2	4	0	1	0	0	13
34	Lange, Tyler		0-0	0-0	0-0	0	1	1	0	0	0	0	0	0	1
Team						1	1	2							
Totals			20-44	11-21	29-33	4	23	27	15	80	9	10	3	2	200

FG % 1st Half: 10-21 47.6% 2nd half: 10-23 43.5% Game: 20-44 45.5% Deadball Rebounds 0
3FG % 1st Half: 6-10 60.0% 2nd half: 5-11 45.5% Game: 11-21 52.4%
FT % 1st Half: 6-9 66.7% 2nd half: 23-24 95.8% Game: 29-33 87.9%

Officials: Bo Boroski, John Higgins, Paul Janssen
Technical fouls: Iowa-McCabe, Zach; TEAM 3. UNI-None.
Attendance: 6834

Score by periods	1st	2nd	Total
Iowa	27	33	60
UNI	32	48	80

Last FG - IOWA 2nd-01:02, UNI 2nd-00:35.
Largest lead - IOWA by 10 1st-16:49, UNI by 20 2nd-04:45.

Score tied - 3 times.
Lead changed - 1 time.

Game 11 - Iowa 82, Drake 68

Official Basketball Box Score -- Game Totals -- Final Statistics

Drake vs Iowa

12/17/11 8:05 p.m. at Carver-Hawkeye Arena - Iowa City, IA

Drake 68 • 6-4

#	Player	Total		3-Ptr		Rebounds			PF	TP	A TO Blk Stl				Min
		FG-FGA	FG-FGA	FT-FTA	FT-FTA	Off	Def	Tot			A	TO	Blk	Stl	
01	Clarke, Jordan	f	4-8	0-0	2-3	6	4	10	5	10	0	0	1	2	12
10	Jeffers, Jeremy	f	3-5	1-2	2-2	0	3	3	2	9	0	1	0	0	26
34	Simons, Ben	f	2-8	1-5	0-1	2	1	3	4	5	3	4	0	0	33
11	Madison, Karl	g	1-3	1-2	4-4	0	3	3	2	7	1	2	0	1	25
24	Rice, Rayvonte	g	8-16	0-3	7-9	4	1	5	4	23	1	6	0	2	35
02	Hawley, Aaron		2-7	1-5	1-2	0	2	2	0	6	0	0	0	0	22
03	Alexander, Kurt		3-7	1-2	0-0	1	1	2	4	7	2	2	0	0	15
22	Woods, Kraidon		0-0	0-0	1-2	1	3	4	2	1	0	4	1	0	25
25	Smith, David		0-0	0-0	0-0	0	0	0	0	0	0	0	0	0	7
Team						0	1	1							
Totals			23-54	5-19	17-23	14	19	33	23	68	7	19	2	5	200

FG % 1st Half: 11-30 36.7% 2nd half: 12-24 50.0% Game: 23-54 42.6% Deadball Rebounds 4
3FG % 1st Half: 3-12 25.0% 2nd half: 2-7 28.6% Game: 5-19 26.3%
FT % 1st Half: 5-8 62.5% 2nd half: 12-15 80.0% Game: 17-23 73.9%

Iowa 82 • 6-5

#	Player	Total		3-Ptr		Rebounds			PF	TP	A TO Blk Stl				Min
		FG-FGA	FG-FGA	FT-FTA	FT-FTA	Off	Def	Tot			A	TO	Blk	Stl	
01	Basabe, Melsahn	f	4-7	0-0	2-3	2	3	5	3	10	0	3	2	1	25
15	McCabe, Zach	f	4-5	0-0	0-0	3	3	6	2	8	1	0	0	2	24
25	May, Eric	f	0-3	0-2	3-4	2	1	3	4	3	1	0	2	2	14
04	Marble, Roy Devyn	g	3-7	0-1	4-5	0	1	1	1	10	5	2	0	2	19
05	Gatens, Matt	g	7-14	1-5	5-7	3	3	6	2	20	2	1	0	3	40
02	Oglesby, Josh		2-5	1-3	0-0	0	2	2	0	5	3	0	1	0	19
20	Brommer, Andrew		2-2	0-0	0-0	1	1	2	2	4	0	2	0	1	13
30	Cartwright, Bryce		2-9	0-1	8-8	0	1	1	1	12	3	3	0	1	28
34	White, Aaron		4-4	1-1	1-2	2	3	5	2	10	1	1	1	0	18
Team						0	1	1							
Totals			28-56	3-13	23-29	13	19	32	17	82	16	12	6	12	200

FG % 1st Half: 19-33 57.6% 2nd half: 9-23 39.1% Game: 28-56 50.0% Deadball Rebounds 2
3FG % 1st Half: 2-5 40.0% 2nd half: 1-8 12.5% Game: 3-13 23.1%
FT % 1st Half: 4-5 80.0% 2nd half: 19-24 79.2% Game: 23-29 79.3%

Officials: Mike Sanzere, Frank Spencer, Bert Smith
Technical fouls: Drake-None. Iowa-None.
Attendance: 10479
Fouled Out: Drake - Clarke (09:50)

Score by periods	1st	2nd	Total
Drake	30	38	68
Iowa	44	38	82

Last FG - DU 2nd-00:24, IOWA 2nd-01:38.
Largest lead - DU by 3 1st-09:39, IOWA by 16 2nd-12:41.

Score tied - 4 times.
Lead changed - 6 times.

Game 10 - Iowa State 86, Iowa 76

Official Basketball Box Score -- Game Totals -- Final Statistics

Iowa vs Iowa State

12/09/11 7:05 p.m. at Hilton Coliseum - Ames, IA

Iowa 76 • 5-5

#	Player	Total		3-Ptr		Rebounds			PF	TP	A TO Blk Stl				Min
		FG-FGA	FG-FGA	FT-FTA	FT-FTA	Off	Def	Tot			A	TO	Blk	Stl	
01	Basabe, Melsahn	*	7-12	0-0	4-6	4	5	9	1	18	0	2	0	0	32
04	Marble, Roy Devyn	*	5-12	1-1	10-11	1	3	4	3	21	5	2	0	2	37
05	Gatens, Matt	*	3-7	3-6	2-2	0	4	4	4	11	1	2	0	0	39
15	McCabe, Zach	*	3-4	0-0	2-2	0	3	3	4	8	1	1	0	0	16
25	May, Eric	*	2-5	1-1	0-0	1	1	2	3	5	0	1	0	1	15
02	Oglesby, Josh		2-6	1-4	1-1	1	2	3	1	6	1	0	0	0	22
20	Brommer, Andrew		0-1	0-0	0-0	0	1	1	3	0	0	1	0	1	12
30	Cartwright, Bryce		0-1	0-0	0-0	0	0	0	0	0	2	2	0	0	6
34	White, Aaron		2-8	0-1	3-3	1	2	3	5	7	2	1	0	2	21
Team						0	1	1							
Totals			24-56	6-13	22-25	8	22	30	24	76	12	12	0	6	200

FG % 1st Half: 10-26 38.5% 2nd half: 14-30 46.7% Game: 24-56 42.9% Deadball Rebounds 2
3FG % 1st Half: 1-5 20.0% 2nd half: 5-8 62.5% Game: 6-13 46.2%
FT % 1st Half: 6-8 75.0% 2nd half: 16-17 94.1% Game: 22-25 88.0%

Iowa State 86 • 7-3

#	Player	Total		3-Ptr		Rebounds			PF	TP	A TO Blk Stl				Min
		FG-FGA	FG-FGA	FT-FTA	FT-FTA	Off	Def	Tot			A	TO	Blk	Stl	
02	Babb, Chris	*	3-9	2-6	2-2	2	2	4	1	10	2	0	0	1	35
03	Ejim, Melvin	*	5-7	0-1	3-3	0	4	4	3	13	1	0	0	0	21
04	Allen, Chris	*	3-7	1-3	2-2	0	2	2	4	9	2	2	0	0	17
11	Christopherson, Scott	*	6-11	3-6	1-2	0	3	3	2	16	2	1	0	1	30
30	White, Royce	*	7-8	0-0	3-5	0	8	8	2	17	3	5	2	1	37
00	Railey, Jordan		0-0	0-0	0-0	0	0	0	0	0	0	0	0	0	1
01	Palo, Bubu		2-5	1-1	9-15	1	2	3	4	14	6	1	0	1	30
22	Booker, Anthony		0-0	0-0	0-0	0	1	1	3	0	1	0	0	0	4
24	Gibson, Percy		1-2	0-0	0-0	0	4	4	3	2	0	1	1	0	14
25	McGee, Tyrus		1-2	1-2	2-2	3	0	3	0	5	0	2	0	0	11
Team						0	0	0							
Totals			28-51	8-19	22-31	7	25	32	22	86	17	12	3	4	200

FG % 1st Half: 19-32 59.4% 2nd half: 9-19 47.4% Game: 28-

IOWA HAWKEYE BASKETBALL
Iowa Combined Team Statistics (as of Dec 18, 2011)
All games

Overall record: 6-5 Conf: 0-0 Home: 6-2 Away: 0-2 Neutral: 0-1

##	Player	gp-gs	min	avg	Total		3-Point		F-Throw		Rebounds				pf	dq	a	to	blk	stl	pts	avg
					fg-fga	fg%	3fg-fga	3fg%	ft-fa	ft%	off	def	tot	avg								
05	Gatens, Matt	11-11	357	32.5	49-106	.462	18-51	.353	39-44	.886	12	26	38	3.5	24	0	21	11	0	18	155	14.1
04	Marble, Roy Devyn	11-3	259	23.5	38-90	.422	3-12	.250	26-35	.743	11	20	31	2.8	22	0	37	10	2	18	105	9.5
01	Basabe, Melsahn	11-11	245	22.3	33-73	.452	0-0	.000	29-38	.763	19	39	58	5.3	22	0	4	18	6	6	95	8.6
25	May, Eric	11-11	221	20.1	35-79	.443	8-25	.320	8-14	.571	10	25	35	3.2	23	0	19	14	4	9	86	7.8
15	McCabe, Zach	11-6	224	20.4	33-65	.508	7-15	.467	12-18	.667	23	28	51	4.6	33	2	11	15	0	14	85	7.7
30	White, Aaron	11-0	180	16.4	30-75	.400	4-16	.250	20-27	.741	22	29	51	4.6	19	1	6	15	2	9	84	7.6
02	Oglesby, Josh	11-0	202	18.4	28-66	.424	17-43	.395	8-13	.615	3	19	22	2.0	5	0	17	5	2	3	81	7.4
24	Cartwright, Bryce	10-8	231	23.1	21-69	.304	2-10	.200	22-25	.880	1	15	16	1.6	10	0	39	19	0	10	66	6.6
20	Brommer, Andrew	8-0	110	13.8	12-15	.800	0-0	.000	6-15	.400	10	16	26	3.3	19	0	2	8	2	7	30	3.8
35	Archie, Devon	7-5	75	10.7	7-11	.636	0-0	.000	2-4	.500	5	16	21	3.0	10	0	2	9	2	4	16	2.3
32	Stubbs, Branden	5-0	23	4.6	3-5	.600	2-3	.667	2-2	1.000	0	1	1	0.2	2	0	2	3	0	4	10	2.0
00	Olaseni, Gabriel	6-0	35	5.8	2-6	.333	0-0	.000	6-8	.750	6	5	11	1.8	2	0	2	2	0	0	10	1.7
13	Denning, Kyle	3-0	6	2.0	0-0	.000	0-0	.000	2-2	1.000	0	0	0	0.0	0	0	0	0	0	0	2	0.7
14	McCarty, Stephen	4-0	11	2.8	1-3	.333	0-1	.000	0-0	.000	0	0	0	0.0	2	0	0	2	0	0	2	0.5
34	Stokes, Darius	5-0	16	3.2	1-3	.333	0-0	.000	0-0	.000	1	2	3	0.6	3	0	1	1	2	1	2	0.4
03	Cox, Cody	2-0	5	2.5	0-0	.000	0-0	.000	0-0	.000	0	1	1	0.5	0	0	0	0	0	0	0	0.0
Team											10	17	27				2					
Total.....		11	2200		293-666	.440	61-176	.347	182-245	.743	133	259	392	35.6	196	3	163	134	22	103	829	75.4
Opponents.....		11	2200		271-587	.462	76-207	.367	159-224	.710	96	280	376	34.2	211	6	154	189	32	44	777	70.6

TEAM STATISTICS	IOWA	OPP	Date	Opponent	Score	Att.
SCORING	829	777	11/11/11	CHICAGO STATE	w 96-53	12897
Points per game	75.4	70.6	11/14/11	NORTH CAROLINA A&T	w 95-79	8891
Scoring margin	+4.7	-	11/17/11	NORTHERN ILLINOIS	w 88-55	9666
FIELD GOALS-ATT	293-666	271-587	# 11/20/11	vs Creighton	L 59-82	12746
Field goal pct	.440	.462	11/23/11	CAMPBELL	L 61-77	10501
3 POINT FG-ATT	61-176	76-207	11/26/11	IPFW	w 82-72	9904
3-point FG pct	.347	.367	^ 11/29/11	CLEMSON	L 55-71	10449
3-pt FG made per game	5.5	6.9	12/03/11	BROWN	w 75-54	10399
FREE THROWS-ATT	182-245	159-224	12/06/11	at Northern Iowa	L 60-80	6834
Free throw pct	.743	.710	12/09/11	at Iowa State	L 76-86	14356
F-Throws made per game	16.5	14.5	12/17/11	DRAKE	w 82-68	10479
REBOUNDS	392	376				
Rebounds per game	35.6	34.2				
Rebounding margin	+1.5	-				
ASSISTS	163	154				
Assists per game	14.8	14.0				
TURNOVERS	134	189				
Turnovers per game	12.2	17.2				
Turnover margin	+5.0	-				
Assist/turnover ratio	1.2	0.8				
STEALS	103	44				
Steals per game	9.4	4.0				
BLOCKS	22	32				
Blocks per game	2.0	2.9				
ATTENDANCE	83186	33936				
Home games-Avg/Game	8-10398	2-10595				
Neutral site-Avg/Game	-	1-12746				

= Dale Howard Classic, Des Moines, Iowa

^ = Big Ten/ACC Challenge

* = Conference game

Score by Periods	1st	2nd	Totals
Iowa	397	432	829
Opponents	364	413	777