

2011-12 IOWA HAWKEYE BASKETBALL GAME NOTES



3 Final Fours
8 Big Ten Championships
2 Big Ten Tournament Titles

GAME 32 // IOWA (16-15, 8-9) vs. ILLINOIS (17-14, 6-12)
Thursday, March 8, 2012 • 10:30 a.m. (CT)
2012 Big Ten Tournament
Indianapolis, Indiana • Bankers Life Fieldhouse (18,435)
Radio: Hawkeye Radio Network; Sirius 91, XM 91
Radio Talent: Gary Dolphin (pxp), Bob Hansen (analyst)
TV: BTN (HD)
TV Talent: Gus Johnson (pxp), Shon Morris (analyst) and Lisa Byington (sideline)
Online Stream: BTN2Go.com
Live Stats / Audio: hawkeyesports.com

Iowa Athletic Communications

5300 Carver-Hawkeye Arena, Iowa City, IA 52242
 Phone: 319-335-9411 • Fax: 319-335-9417
hawkeyesports.com • hawkeyebasketball.com

MBB CONTACT: MATTHEW WEITZEL

office: 319-335-6590 • **cell:** 319-430-8176
email: matthew-weitzel@hawkeyesports.com
Twitter: @BigWeitz

2011-12 Schedule / Results 16-15 Overall, 8-10 Big Ten

Nov. 11	Chicago State	W, 96-53
Nov. 14	North Carolina A&T	W, 95-79
Nov. 17	Northern Illinois	W, 88-55
Nov. 20	vs. Creighton #	L, 59-82
Nov. 23	Campbell	L, 61-77
Nov. 26	IPFW	W, 82-72
Nov. 29	Clemson \$	L, 55-71
Dec. 3	Brown	W, 75-54
Dec. 6	at Northern Iowa	L, 60-80
Dec. 9	at Iowa State +	L, 76-86
Dec. 17	Drake	W, 82-68
Dec. 19	Central Arkansas	W, 105-64
Dec. 22	Boise State	W, 81-72
Dec. 28	Purdue	L, 76-79
Dec. 31	at #11 Wisconsin	W, 72-65
Jan. 4	at Minnesota	W, 64-62
Jan. 7	#6 Ohio State	L, 47-76
Jan. 10	at #10 Michigan State	L, 61-95
Jan. 14	#13 Michigan	W, 75-59
Jan. 17	at Purdue	L, 68-75
Jan. 26	Nebraska	L, 73-79
Jan. 29	at #16 Indiana	L, 89-103
Feb. 1	Minnesota	W, 63-59
Feb. 4	Penn State	W, 77-64
Feb. 9	at Northwestern	L, 64-83
Feb. 16	at Penn State	L, 64-69
Feb. 19	#18 Indiana	W, 78-66
Feb. 23	#15 Wisconsin	W, 67-66
Feb. 26	at Illinois	L, 54-65
Feb. 29	at Nebraska	W, 62-53
March 3	Northwestern	L, 66-70
March 8	vs. Illinois *	10:30 a.m.

all times listed are central

-- Dale Howard Classic -- Des Moines, Iowa
 \$ -- Big Ten / ACC Challenge
 + -- Iowa Corn Cy-Hawk Series
 * -- Big Ten Tournament, Indianapolis, Ind.

Pronunciation Guide

Kirk Speraw.....	SPEAR-awe
Melsahn Basabe.....	Bah-SAAB-ee
Andrew Brommer.....	BRAU-mur
Josh Oglesby.....	Oh-gulls-BEE
Gabriel Olaseni.....	Oh-lah-SEHN-ee



IOWA HAWKEYES

2011-12 Record: 16-15
Big Ten Record: 8-10
Head Coach: Fran McCaffery
Career Record: 278-212 (16th year)
Iowa Record: 27-35 (2nd year)

STATISTICAL LEADERS

Points: Matt Gatens (15.7)
Rebounds: Aaron White (5.4)
Assists: Bryce Cartwright (4.3)
Steals: Roy Devyn Marble (1.6)
Blocks: Melsahn Basabe (1.0)

GAME INFORMATION

Date: Thursday, March 8, 2012
Tip-off: 10:30 a.m. (CT)
Location: Indianapolis, Indiana
Arena: Bankers Life Fieldhouse (18,435)
TV: BTN (HD) **Online:** BTN2Go.com
Radio: Sirius, 91; XM 91
 WMT-AM 600 (Cedar Rapids)
 WHO-AM 1040 (Des Moines)
 KXIC-AM 800 (Iowa City)

SERIES

Series: Illinois leads, 81-66
at Neutral Site: First Meeting
Last Meeting: Feb. 26, 2012 (ILL, 65-54)
McCaffery vs. Illinois: 0-3
Weber vs. Iowa: 13-2

MULTIMEDIA

Audio / Live Stats: hawkeyesports.com
Twitter Updates: @IowaHoops



ILLINOIS FIGHTING ILLINI

2011-12 Record: 17-14
Big Ten Record: 6-12
Head Coach: Bruce Weber
Career Record: 313-154 (14th year)
Illinois Record: 210-100 (9th year)

STATISTICAL LEADERS

Points: Brandon Paul (15.0)
Rebounds: Meyers Leonard (8.3)
Assists: Brandon Paul (2.9)
Steals: Brandon Paul (1.5)
Blocks: Meyers Leonard (1.9)

Big Ten Tournament Quick Hits

- Iowa will meet Illinois for the second time in 12 days Thursday when the two teams play in the Big Ten Tournament first round at Bankers Life Fieldhouse at 10:30 a.m. (CT). The winner will meet top-seed Michigan State Friday at 11 a.m. (CT).
- Thursday will be the first time Iowa and Illinois will have met in a Big Ten Tournament game.
- Iowa has posted four wins over RPI top 25 teams (Michigan, Indiana and Wisconsin twice). Only Michigan State (six), Ohio State (six) and Michigan (five) have more.
- Iowa's eight Big Ten wins are the most in a single season since collecting nine during the 2006-07 campaign.
- Matt Gatens was named second team all-Big Ten by the media and third team by the media. Aaron White was selected to the coaches all-Big Ten Freshman team and was an honorable mention by the media.
- Matt Gatens is one of only two Hawkeyes to ever amass over 1,500+ points, 400+ rebounds, 250+ assists and 125+ steals. Roy Marble is the only other Hawkeye to accomplish the feat.
- Iowa won five games in the month of February, the most since the 1997-98 season (5).
- Iowa is 9-1 when scoring 80 points or more, the last two seasons. The Hawkeyes are 14-0 when holding opponents to fewer than 60 points, the last two years.

Iowa Projected Starting Lineup (Based on last game's starters)



G • 4 • Roy Devyn Marble
 6-6 • 194 • So. • Southfield, Mich.

PTS	AST	FG%	FT%
11.1	3.6	.421	.722



G • 24 • Bryce Cartwright
 6-1 • 188 • Sr. • Compton, CA

PTS	AST	FG%	FT%
6.1	4.3	.355	.759



G • 5 • Matt Gatens
 6-5 • 212 • Sr. • Iowa City, Iowa

PTS	REB	FG%	FT%
15.7	3.8	.481	.846



F • 30 • Aaron White
 6-8 • 225 • Fr. • Strongsville, Ohio

PTS	REB	FG%	FT%
10.4	5.4	.502	.706



F • 15 • Zach McCabe
 6-7 • 232 • So. • Sioux City, Iowa

PTS	REB	FG%	FT%
7.3	4.5	.488	.754



Inside the Numbers

	IOWA	ILL
Scoring Average	72.1	65.7
Scoring Defense	71.0	64.2
Scoring Margin	+1.1	+1.5
FG%	.453	.441
FG% Defense	.451	.430
FT%	.718	.715
3-PT FG%	.366	.306
3-PT FG% Defense	.344	.381
Rebound Margin	+0.5	+1.5
Assists Per Game	14.5	12.3
Turnovers Per Game	12.9	13.5
Steals Per Game	7.6	5.1
Blocks Per Game	3.4	4.1

Miscellaneous Statistics

Double-Figure Scoring Games...					
Player	08-09	09-10	10-11	11-12	Career
Matt Gatens	21	20	21	25	87
Bryce Cartwright	6	---	19	6	31
Melsahn Basabe	---	---	17	12	29
Eric May	---	10	13	5	28
Roy Devyn Marble	---	---	5	21	26
Aaron White	---	---	---	15	15
Zach McCabe	---	---	4	8	14
Josh Oglesby	---	---	---	5	5
Andrew Brommer	---	---	2	---	2
Devon Archie	---	---	1	---	1
Branden Stubbs	---	---	1	---	1

20-Point Scoring Games...					
Player	08-09	09-10	10-11	11-12	Career
Matt Gatens	2	4	3	8	17
Melsahn Basabe	---	---	5	---	5
Bryce Cartwright	1	---	1	---	2
Eric May	---	---	1	1	2
Zach McCabe	---	---	---	2	2
Roy Devyn Marble	---	---	---	1	1
Josh Oglesby	---	---	---	1	1

Double-Figure Rebounding Games...					
Player	08-09	09-10	10-11	11-12	Career
Melsahn Basabe	---	---	8	3	11
Aaron White	---	---	---	3	3
Matt Gatens	1	---	---	1	2
Zach McCabe	---	---	---	2	2
Eric May	---	1	---	---	1
Devon Archie	---	---	1	---	1

Double-Doubles...					
Player	08-09	09-10	10-11	11-12	Career
Melsahn Basabe	---	---	6	3	9
Aaron White	---	---	---	3	3
Matt Gatens	1	---	---	---	1
Eric May	---	1	---	---	1
Devon Archie	---	---	1	---	1
Bryce Cartwright	---	---	1	---	1

4+ Three-Pointer Games...					
Player	08-09	09-10	10-11	11-12	Career
Matt Gatens	2	5	4	6	17
Eric May	---	3	---	---	3
Josh Oglesby	---	---	---	2	2
Zach McCabe	---	---	1	---	1

5+ Assists Games...					
Player	08-09	09-10	10-11	11-12	Career
Bryce Cartwright	10	---	22	13	45
Matt Gatens	3	6	1	3	13
Roy Devyn Marble	---	---	---	10	10
Eric May	---	---	---	1	1

3+ Steals Games...					
Player	08-09	09-10	10-11	11-12	Career
Matt Gatens	3	1	5	7	16
Eric May	---	3	5	1	9
Roy Devyn Marble	---	---	---	7	7
Bryce Cartwright	2	---	1	---	3
Zach McCabe	---	---	1	2	3
Andrew Brommer	---	---	---	1	1
Aaron White	---	---	---	1	1

3+ Blocks Games...					
Player	08-09	09-10	10-11	11-12	Career
Melsahn Basabe	---	---	4	3	7
Eric May	---	3	---	---	3
Andrew Brommer	---	---	2	---	2
Aaron White	---	---	---	2	2
Devon Archie	---	---	1	---	1
Gabriel Olaseni	---	---	---	1	1
Roy Devyn Marble	---	---	---	1	1

2011-12 Margin of Victory/Defeat

Points	1	2	3	4	5	6	7	8	9	10+	15+	20+
Wins	1	1	0	1	0	0	1	0	2	4	2	4
Losses	0	0	1	1	1	1	1	0	0	3	3	4

IOWA IN THE BIG TEN TOURNAMENT

Iowa has posted a 13-12 record in the Big Ten Tournament. The Hawkeyes earned tournament titles in 2001 and 2006 and lost in the title game in 2002. Only Ohio State (17-8), Illinois (23-12), Michigan State (15-12) and Wisconsin (14-12) have more wins and a higher winning percentage than the Hawkeyes. Ohio State has three tournament titles, including winning last season, while Illinois, Iowa, Wisconsin and Michigan State have two tournament titles (Ohio State was forced to vacate its 2002 title).

Iowa has played nine different teams in the event, having met each team except Illinois at least once. Iowa is the only team to claim the tournament title by winning four games in four days, that taking place in 2001.

Iowa has been eliminated by the tournament champion in three of the 12 tournaments it did not win, including Michigan in the 1998 quarterfinals, Michigan State in the 2000 quarterfinals and Ohio State in the 2002 title game. Iowa has lost five straight Big Ten Tournament games, dating back to 2007. Iowa's last victories in the tournament came in 2006 when it advanced to the championship game.

Following is Iowa's record vs. each team:

Illinois	0-0	Northwestern	1-0
Indiana	2-0	Ohio State	2-2
Michigan	0-5	Penn State	1-0
Michigan State	2-2	Purdue	2-1
Minnesota	2-0	Wisconsin	1-2

IOWA BY SEEDING

This marks the second time in tournament history that Iowa has been the eighth seed. Iowa has never been the top seed, third seed or 11th seed. Iowa was a No. 8 seed in 2008, losing 55-47 to ninth-seeded Michigan. The Hawkeyes are 4-5 in first round contests as an eight, nine or 10 seed. Following is Iowa's record in the event, by seeding:

Seed	Record	Seed	Record
#2	3-0	#7	3-2
#4	0-2	#8	0-1
#5	0-2	#9	3-3
#6	4-0	#10	0-2



2011-12 Iowa Hawkeye Roster

No.	Name	Pos.	Ht.	Wt.	Yr.	Hometown (High School/College)
0	Gabriel Olaseni	C	6-10	225	Fr.	London, England (Sunrise Christian Academy)
1	Melsahn Basabe	F	6-7	225	So.	Glen Cove, N.Y. (St. Mark's)
2	Josh Oglesby	G	6-5	190	Fr.	Cedar Rapids, Iowa (Washington)
3	Cody Cox	F	6-4	196	So.	Waterloo, Iowa (Waterloo West)
4	Roy Devyn Marble	G/F	6-6	194	So.	Southfield, Mich. (Lathrup)
5	Matt Gatens	G	6-5	212	Sr.	Iowa City, Iowa (Iowa City)
11	Christopher Rickert	F	6-3	180	Jr.	Sioux City, Iowa (Bishop Heelan)
13	Kyle Denning	G	6-2	150	Fr.	Cedar Falls, Iowa (Northern University HS)
14	Stephen McCarty	G	6-0	155	So.	Auburn Hills, Mich. (West Bloomfield)
15	Zach McCabe	F	6-7	232	So.	Sioux City, Iowa (Bishop Heelan)
20	Andrew Brommer	F	6-9	247	Sr.	Rosemount, Minn. (Rosemount)
24	Bryce Cartwright	G	6-1	188	Sr.	Compton, Calif. (Dominguez/Paris JC)
25	Eric May	G/F	6-5	217	Jr.	Dubuque, Iowa (Wahlert)
30	Aaron White	F	6-8	225	Fr.	Strongsville, Ohio (Strongsville)
32	Branden Stubbs	G	6-2	175	So.	Pleasant Hill, Iowa (Des Moines Christian)
34	Darius Stokes	F	6-7	203	Fr.-RS	Cedar Rapids, Iowa (Linn-Mar)
35	Devon Archie	F	6-9	222	Sr.-RS	Indianapolis, Ind. (Vincennes CC)

Head Coach: Fran McCaffery

Assistant Coaches: Kirk Speraw, Sherman Dillard, Andrew Francis

Head Coach Fran McCaffery

Fran McCaffery is in his second season as the head basketball coach at the University of Iowa and his 16th year overall as a college head coach. McCaffery spent five seasons (2005-10) as the head coach at Siena, six years at UNC-Greensboro (1999-2005) and three seasons at Lehigh (1985-88) before joining the Hawkeyes.



McCaffery has nearly three decades of Division I coaching experience. He completed his 29th season as a collegiate coach in 2011, which includes 15 years as a head coach and 14 as an assistant.

McCaffery, 52, holds a career mark of 278-212 (.567) and guided his teams to six postseason appearances (five NCAA, one NIT). He is 27-35 (.435) at Iowa.

McCaffery's five years at Siena were the best in its 70-year history. He led the Saints on an incredible run that ended with three straight Metro Atlantic Athletic Conference championships and NCAA Tournament appearances. In so doing, Siena became the only program in the country to win its regular season and postseason title the last three years.

McCaffery's Saints owned a 112-51 (.687) record in his five years with the program. He guided the Saints to four consecutive 20-win seasons, something that has never been accomplished before at the Siena.

The 2009 MAAC Coach of the Year and 2010 District I Coach of the Year is the third winningest coach, by percentage, in league history (68-22, .756). He is the only coach to guide a MAAC program to two NCAA Tournament wins. McCaffery led his 2008 and 2009 teams to first round NCAA Tournament victories over Vanderbilt and Ohio State, respectively.

In his final two seasons at Siena, he coached the Saints to back-to-back 27-win campaigns and boasted a combined 39-3 (.929) record against MAAC opponents, which included MAAC Tournament contests.

McCaffery began his coaching career as an assistant at Penn (1982-83) and Lehigh (1983-85). Then at age 26, he became the nation's youngest Division I head coach when hired by Lehigh in 1985. After three seasons as head coach at Lehigh, he spent 11 seasons as an assistant at Notre Dame (1988-99).

McCaffery played basketball at Wake Forest his freshman year (1977-78) and then concluded his collegiate playing career at Penn his final three seasons (1979-82).

He earned his B.S. degree in Economics from The Wharton School (Penn) in 1982. McCaffery also earned a Master of Education from Lehigh in 1985.

COACHING HONORS

NABC District I Coach of the Year, 2009-10

MAAC Coach of the Year, 2008-09

HEAD COACHING EXPERIENCE

Lehigh (1985-88):49-39 (.557); 8-6 (.571) League
UNC-Greensboro (1999-05).....90-87 (.508); 49-47 (.510) League
Siena (2005-10)112-51 (.687); 68-22 (.756) League
Iowa (2010-present):27-35 (.435); 12-24 (.333) League

McCaffery File

Born: May 23, 1959
Hometown: Philadelphia, Pa.
High School: LaSalle, 1977
College: B.S. in Economics, The Wharton School (Penn), 1982
Master of Education, Lehigh, 1985
Family: Wife, Margaret
Sons, Connor, Patrick and Jonathan Francis
Daughter, Marit Katherine
Brother, Jack (sportswriter in Philadelphia area)

Coaching Honors

MAAC Coach of the Year, 2009

NABC District I Coach of the Year, 2009-10

Coaching History (29 years)

1982-83	Assistant Coach, Penn
1983-85	Assistant Coach, Lehigh
1985-88	Head Coach, Lehigh
1988-99	Assistant Coach, Notre Dame
1999-05	Head Coach, UNC-Greensboro
2005-10	Head Coach, Siena
2010-present	Head Coach, University of Iowa

Coaching Chart

Overall (15 seasons): 278-212 (.567)

At Iowa (two seasons): 27-35 (.435)

At Siena (five seasons): 112-51 (.688)

At UNCG (six seasons): 90-87 (.508)

At Lehigh (three seasons): 49-40 (.551)

NCAA Tournament (five appearances*): 2-5

NIT (one appearance): 0-1

**McCaffery is the first coach to bring three different programs from one-bid leagues to the NCAA Tournament (conferences that sent just one team the year his program advanced).*

McCaffery in Postseason Play

1988	NCAA Tournament - - Lehigh
1989	NCAA Tournament - - Notre Dame
1990	NCAA Tournament - - Notre Dame
1992	NIT - - Notre Dame
1997	NIT - - Notre Dame
2001	NCAA Tournament - - UNC-Greensboro
2002	NIT - - UNC-Greensboro
2008	NCAA Tournament - - Siena
2009	NCAA Tournament - - Siena
2010	NCAA Tournament - - Siena

Playing Experience

Wake Forest, 1977-78

Penn, 1979-82

2011-12 Big Ten Standings/Schedule

Team	Big Ten	Pct.	Overall	Pct.
Michigan State	13-4	.765	24-6	.800
Ohio State	12-5	.706	24-6	.800
Michigan	12-5	.706	22-8	.733
Wisconsin	11-6	.647	22-8	.733
Indiana	10-7	.588	23-7	.767
Purdue	10-7	.588	20-10	.667
IOWA	8-9	.471	16-14	.533
Northwestern	7-10	.412	17-12	.586
Illinois	6-11	.353	17-13	.567
Minnesota	5-12	.294	17-13	.567
Nebraska	4-13	.235	12-16	.429
Penn State	4-13	.235	12-18	.400

Thursday, March 8

#8 Iowa vs. #9 Illinois, 10:30 a.m. (BTN)

#5 Indiana vs. #12 Penn State, 1 p.m. (BTN)

#7 Northwestern vs. #10 Minnesota, 4:30 p.m. (ESPN2)

#6 Purdue vs. #11 Nebraska, 7 p.m. (ESPN2)

Friday, March 9

#1 Michigan State vs. TBD, 11 a.m. (ESPN)

#4 Wisconsin vs. TBD, 1:30 p.m. (ESPN)

#2 Michigan vs. TBD, 5:30 p.m. (BTN)

#3 Ohio State vs. TBD, 8 p.m. (BTN)

All times are central

IOWA STATISTICAL CATEGORY LEADERS

LED IN SCORING:	Matt Gatens (14)
REACHED DOUBLE FIGURES:	Gatens (23)
30+ POINT GAMES:	Gatens (2)
20+ POINT GAMES:	Gatens (8)
LED IN REBOUNDING:	Basabe (9)
DOUBLE-FIGURE REBOUNDS:	White (4)
DOUBLE-DOUBLES:	Basabe, White (3)
LED IN ASSISTS:	Cartwright (18)
LED IN STEALS:	Marble (14)
LED IN BLOCKS:	Basabe (13)
5+ FTA GAMES:	Marble (14)

*includes ties for team lead

LATE GAME CLUTCH FREE THROW SHOOTING

IN FINAL FIVE MINUTES OF GAME

Player	FTM	FTA	Pct.
Kyle Denning	2	2	1.000
Branden Stubbs	2	2	1.000
Matt Gatens	33	38	.868
Bryce Cartwright	12	14	.857
Josh Oglesby	11	13	.846
Zach McCabe	9	11	.818
Aaron White	21	28	.750
Melsahn Basabe	12	18	.667
Gabriel Olaseni	2	3	.667
Eric May	2	3	.667
Roy Devyn Marble	27	43	.628
TOTALS	133	175	.760

IN FINAL TWO MINUTES OF GAME

Player	FTM	FTA	Pct.
Bryce Cartwright	4	4	1.000
Branden Stubbs	2	2	1.000
Matt Gatens	18	21	.857
Josh Oglesby	6	7	.857
Zach McCabe	3	4	.750
Eric May	2	3	.667
Aaron White	10	16	.625
Roy Devyn Marble	13	21	.619
Melsahn Basabe	5	9	.556
TOTALS	63	84	.750

IN FINAL ONE MINUTE OF GAME

Player	FTM	FTA	Pct.
Branden Stubbs	2	2	1.000
Josh Oglesby	5	5	1.000
Bryce Cartwright	2	2	1.000
Matt Gatens	17	19	.894
Aaron White	9	13	.692
Roy Devyn Marble	7	14	.500
Zach McCabe	1	2	.500
Melsahn Basabe	3	7	.429
Eric May	0	1	.000
TOTALS	46	64	.719

2011-12 Captains

Iowa captains are seniors Bryce Cartwright and Matt Gatens, and junior Eric May.

ALL-TIME SERIES

Illinois holds an 81-66 advantage in the series that began with a 46-36 Iowa win in 1908. The Illini have won nine of the last 10 against the Hawkeyes, including seven straight. Illinois beat Iowa in Champaign, 65-54, on Feb. 26 in the two teams' only regular season meeting. Iowa's last victory over Illinois came on March 3, 2007, (60-53) in Iowa City.

The teams have never met at a neutral site. Illinois is the only team Iowa has not played, at least once, in the Big Ten Conference Tournament.

SCOUTING ILLINOIS

- Illinois enters Thursday's game with a 17-14 overall mark and 6-12 league record.
- Illinois has lost 11 of its last 13 games, dating back to Jan. 19. The Illini are 1-8 since Feb. 1. After starting the season 15-3, Illinois has gone 2-11 since Jan. 19.
- The Illini have lost a number of close games during league play. Nine of Illinois' 18 Big Ten games were decided by five points or fewer (4-5). Illinois' two victories since Jan. 19 was a one-point win over nationally-ranked Michigan State (42-41) on Jan. 31 and an 11-point victory over Iowa (65-54) on Feb. 26.
- Illinois lost its last game, 70-56, at nationally-ranked Wisconsin last Sunday. The Illini were held to a season-low 18 first-half points. Brandon Paul led the Illini, scoring a game-high 22 points. Meyers Leonard grabbed a game-high 12 rebounds and netted eight points. The Illini shot just 23.5 percent (4-of-17) from long distance.
- Illinois has three players averaging double figures in scoring: Brandon Paul (15.0), Meyers Leonard (13.4) and D.J. Richardson (11.6).
- Five of Illinois' last eight games have been on the road. The Illini were 13-4 at Assembly Hall during the regular season, while they posted a 4-10 record away from Champaign (includes 2-2 record at neutral sites). Illinois has lost its last seven road contests.
- Illinois has played two overtime contests this season, both against Minnesota. The home team won each contest.
- Illinois has two 3-point threats; D.J. Richardson has made a team-best 68 triples, while Brandon Paul has drained 54.
- Sophomore center Meyers Leonard ranks first in the Big Ten in blocked shots (58), third in rebounding (8.3) and fourth in field goal percentage (.575).

ILLINOIS WON THE LAST MEETING

Illinois won its 11th straight game over Iowa in Champaign with a 65-54 win on Feb. 26 in Assembly Hall.

The Illini used a 20-5 run to build a double-digit first-half advantage. Iowa trailed 34-23 at halftime. The Hawkeyes cut the deficit to four (38-34) midway through the second half but were unable to get any closer.

Senior Matt Gatens scored a game-high 22 points, bolstered by 5-of-6 shooting from behind the arc. Sophomore Roy Devyn Marble had 10 points, and collected game highs in assists (six) and steals (four). The four thefts equaled a personal best. Freshman Josh Oglesby netted all of his nine points in the final 20 minutes. Zach McCabe led Iowa with seven boards.

Illinois sophomore center Meyers Leonard came off the bench to post a double-double (22 points and 14 rebounds), while Brandon Paul had 17 points.

Iowa's 54 points are the second fewest it has scored this year (47 versus Ohio State).

IOWA, ILLINOIS TIP-INS

- Thursday will only be Iowa's second neutral site game of the season. The Hawkeyes lost to Creighton (82-59) at Wells Fargo Arena in Des Moines on Nov. 20. Illinois has played four neutral-site games, posting a 2-2 record. The Illini beat Richmond (70-61) and Illinois State (63-59) in Cancun in November, while falling to UNLV (64-48) in Chicago and Missouri (78-74) in St. Louis.
- Iowa is the only Big Ten team with two players with 45+ steals (Roy Devyn Marble -- 49 and Matt Gatens -- 46).

Iowa Athletic Communications

5300 Carver-Hawkeye Arena, Iowa City, IA 52242
Phone: 319-335-9411 • Fax: 319-335-9417
hawkeyesports.com • hawkeyebasketball.com

MBB CONTACT: MATTHEW WEITZEL

office: 319-335-6590 • cell: 319-430-8176
email: matthew-weitzel@hawkeyesports.com
Twitter: @BigWeitz

Practice Coverage

All Iowa men's basketball practices are closed to the media and public.

Coach and Player Interviews

Media interested in setting up interviews with players and/or coaches need to coordinate their requests through Matthew Weitzel in the Iowa Athletic Communications Office.

Social Media

In addition to obtaining the most up-to-date information on Iowa's official website: hawkeyesports.com, fans and media can also get additional information, notes, photos, promotions, videos and more via Iowa basketball's social media sites. Follow Hawkeye hoops on Twitter (@IowaHoops) and on Facebook ([facebook.com/hawkeyebasketball](https://www.facebook.com/hawkeyebasketball)).

Press Conferences

Following is a list of dates for basketball news conferences with Fran McCaffery. The news conferences will begin at 2 p.m. in the Press Room of Carver-Hawkeye Arena. Selected players will be available after McCaffery meets with the media.

Following are the news conference dates:

March Tues, 6th

Big Ten Tele-Conferences

Media have an opportunity to ask questions to each Big Ten coach every Monday morning beginning January 9. For a detailed schedule and phone number, email Valerie Todryk Krebs at the Big Ten office: vtodrvk@bigten.org.

Coach McCaffery speaks for 10 minutes starting at 9:10 a.m. (CT).

Postgame Interviews

Postgame press conferences include both head coaches in the Media Room. Requested Iowa players will also be available in the Media Room while visiting players outside their locker room.

- Illinois won the 2011 Cancun Challenge with wins over Richmond and Illinois State during Thanksgiving week. Iowa will be playing in that same tournament this November. Iowa's opponents have yet to be determined.
- Iowa's scoring average of 72.1 is its highest since the 2004-05 season (72.9).
- Bryce Cartwright became the first Hawkeye to lead the team in scoring (14), rebounding (7) and assists (6) in a Big Ten Tournament game in last year's first round contest against Michigan State.
- Matt Gatens (1,591) ranks fourth among active Big Ten players in career scoring, while Illinois' Sam Maniscalco ranks sixth (1,378).
- Iowa is 4-3 against ranked Big Ten teams and 4-7 versus unranked conference foes.
- Iowa's second (Roy Devyn Marble, 11.1), third (Aaron White, 10.4), fourth (Melsahn Basabe, 7.7), fifth (Zach McCabe, 7.3) and sixth (Josh Oglesby 6.2) leading scorers are all underclassmen.
- Iowa ranks first in the Big Ten in steals (7.6); third in scoring offense (72.1); and fourth in 3-point field goal accuracy (.366); and fifth in free throw percentage (.718).
- Iowa ranks 57th in the country in assists (14.5); 58th in assist/turnover ratio (1.1); and 66th in steals (7.6). Individually, Matt Gatens is 54th in free throw percentage (.846), while Roy Devyn Marble is 85th in assist/turnover ratio (2.0).
- Illinois' roster is comprised of 14 student-athletes. The roster consists of two seniors, three juniors, three sophomores (two redshirt) and six freshmen. Ten players hail from Illinois, and one each from Alabama, Missouri, Quebec and Mali.
- Iowa and Illinois are two of the five Big Ten teams that have won more than one Big Ten Conference Tournament. Iowa claimed the title in 2001 and 2006, and lost in the title game in 2002. Illinois earned the title in 2003 and 2005. The fighting Illini were also the title game in 1999, 2000, 2004 and 2008.

GATENS AND WHITE HONORED BY BIG TEN

Senior Matt Gatens and freshman Aaron White earned postseason all-conference recognition by the Big Ten. Gatens was named to the second team by the media voting panel and was a third team pick by the coaches. He was also named Iowa men's basketball's Sportsmanship Award honoree. White was named to the coaches' all-Freshman team and earned honorable mention recognition by the media. Gatens becomes the first Hawkeye since Tony Freeman earned third team honors in 2008 to be named to a first, second or third team. Adam Haluska was a first team selection in 2007.

The all-Big Ten honor was the first of Gatens' career. He was honorable mention in 2010 and was named to the all-Freshman team in 2009. White becomes the fourth Hawkeye to be named to the all-Freshman team the last four years (Gatens in 2009; Eric May in 2010; Melsahn Basabe in 2011; and White in 2012).

Gatens leads the team in scoring (15.7), 3-pointers (69), free throws (99); ranks second in steals (46); and third in assists (57). White ranks first in team rebounding (5.4); second in blocks (21); and third in scoring (10.4) and steals (26).

NORTHWESTERN EDGES HAWKEYES IN HOME FINALE

Northwestern escaped Iowa City with a 70-66 win over the Hawkeyes last Saturday on Iowa's "Senior Day".

Iowa led by as many as 15 points (28-13) midway through first half, but the Wildcats closed the half on a 29-7 run the last 9:26 to lead 42-35 at intermission. Northwestern led by as many as 11 points in the second stanza, but the Hawkeyes fought back and closed to within two points in the final minute. A Josh Oglesby 3-pointer misfired with three seconds left that would have give Iowa a one-point lead.

Northwestern forced 18 Iowa turnovers, 13 in the first half, and converted those Hawkeye miscues into 23 points. The Wildcats also snagged 11 of its 14 offensive rebounds in the final 20 minutes, scoring timely second chance points.

Senior Matt Gatens led Iowa in scoring for the sixth consecutive game, scoring 17 points. Freshman Aaron White had 14 points, while sophomore Roy Devyn Marble contributed 11. Senior Bryce Cartwright had a game-high eight assists, to go along with six rebounds and six points.

Drew Crawford led the Wildcats with a game-high 18 points, seven rebounds and five steals. Iowa held the Big Ten's leading scorer, John Shurna, to a season-low nine points.

Big Ten Career FT% (min. 350 att.)

1.	.898 (535-596)	Steve Alford, IND	1983-87
2.	.885 (448-506)	Joe Crispin, PSU	1997-01
3.	.864 (393-455)	Kenneth Lowe, PUR	1999-04
4.	.861 (334-388)	Matt Gatens, IOWA	2008-

Iowa Career Scoring

4.	1,705	B.J. Armstrong	1986-89
5.	1,675	Ronnie Lester	1977-80
6.	1,611	Jess Settles	1994-97, 99
8.	1,591	Matt Gatens	2008-
7.	1,578	Adam Haluska	2005-07
9.	1,561	Dean Oliver	1998-01

Iowa Career Steals

7.	166	Jeff Horner	2003-06
8.	155	Jim Bartels	1991-95
9.	154	Mon'ter Gasper	1993-96
10.	144	Jess Settles	1994-99
11.	142	Bill Jones	1985-88
12.	139	Matt Gatens	2008-12
	139	James Moses	1989-92
14.	128	Troy Skinner	1989-92

Iowa Career 3-Pointers Made

1.	262	Jeff Horner (2003-06)
2.	233	Matt Gatens (2008-)
3.	226	Chris Kingsbury (1994-96)

Iowa Career 3-Pointers Attempted

1.	713	Jeff Horner (2003-06)
2.	645	Chris Kingsbury (1994-96)
3.	630	Matt Gatens (2008-)

Iowa Freshman 3-Pointers

1.	52	Matt Gatens	2009
2.	47	Brody Boyd	2001
3.	44	Chris Kingsbury	1994
4.	37	Josh Oglesby	2012

Iowa Freshman 3-Pt FG%

1.	.435 (30-69)	Jake Kelly	2008
2.	.403 (52-129)	Matt Gatens	2009
3.	.396 (19-48)	Ryan Luehrsmann	1997
4.	.381 (16-42)	Jess Settles	1994
5.	.373 (47-126)	Brody Boyd	2001
6.	.359 (14-39)	Kevin Smith	1991
5.	.343 (37-108)	Josh Oglesby	2012

Big Ten (Active Career Scoring)

Player	School	Points
John Shurna	Northwestern	1,970
William Buford	Ohio State	1,886
Robbie Hummel	Purdue	1,730
Matt Gatens	IOWA	1,571
Jordan Taylor	Wisconsin	1,456
Sam Maniscalco	Illinois	1,378

Big Ten (Active Career Steals)

Player	School	Steals
Draymond Green	Michigan State	173
Brandon Richardson	Nebraska	145
Aaron Craft	Ohio State	144
Matt Gatens	IOWA	139
Robbie Hummel	Purdue	130

MATT GATENS' HOT SHOOTING TOUCH

Matt Gatens has been white-hot from 3-point range as of late. See below where it ranks since 1996-97 (via @BTNStatsGuy).

Big Ten, Most 3PM in a 3-Game Stretch - Since 1996-97 (All Games)

Matt Gatens, 2011-12 Iowa	19 (2/19/2012 - 2/26/2012)
Matt Gatens, 2011-12 Iowa	19 (2/16/2012 - 2/23/2012)
Jon Diebler, 2010-11 OhioSt	19 (2/27/2011 - 3/06/2011)
Jon Diebler, 2010-11 OhioSt	18 (3/01/2011 - 3/11/2011)
Talor Battle, 2010-11 PSU	18 (2/13/2011 - 2/20/2011)
Je'Kel Foster, 2005-06 OhioSt	18 (2/4/2006 - 2/12/2006)
Kevin Turner, 1997-98 Ill	18 (12/30/1997 - 1/08/1998)

Big Ten, Most 3PM in a 3-Game Stretch - Since 1996-97 (Conf Games Only)

Matt Gatens, 2011-12 Iowa	19 (2/19/2012 - 2/26/2012)
Matt Gatens, 2011-12 Iowa	19 (2/16/2012 - 2/23/2012)
Jon Diebler, 2010-11 OhioSt	19 (2/27/2011 - 3/6/2011)
Jon Diebler, 2010-11 OhioSt	18 (3/01/2011 - 3/11/2011)
Talor Battle, 2010-11 PSU	18 (2/13/2011 - 2/20/2011)
Je'Kel Foster, 2005-06 OhioSt	18 (2/4/2006 - 2/12/2006)
Michael Thompson, 2009-10 NW	16 (2/28/2010 - 3/11/2010)

Big Ten, Most 3PM in a 4-Game Stretch - Since 1996-97 (All Games)

Matt Gatens, 2011-12 Iowa	24 (2/16/2012 - 2/26/2012)
Matt Gatens, 2011-12 Iowa	22 (2/09/2012 - 2/23/2012)
Jon Diebler, 2010-11 OhioSt	22 (2/22/2011 - 3/6/2011)
Jon Diebler, 2009-10 OhioSt	22 (11/24/2009 - 12/5/2009)
Anthony Tucker, 2008-09 Iowa	22 (11/20/2008 - 11/28/2008)
Jon Diebler, 2010-11 OhioSt	21 (3/01/2011 - 3/12/2011)
Talor Battle, 2010-11 PSU	21 (2/10/2011 - 2/20/2011)
Je'Kel Foster, 2005-06 OhioSt	21 (1/30/2006 - 2/12/2006)

Big Ten, Most 3PM in a 4-Game Stretch - Since 1996-97 (Conf Games Only)

Matt Gatens, 2011-12 Iowa	24 (2/16/2012 - 2/26/2012)
Matt Gatens, 2011-12 Iowa	22 (2/09/2012 - 2/23/2012)
Jon Diebler, 2010-11 OhioSt	22 (2/22/2011 - 3/06/2011)
Jon Diebler, 2010-11 OhioSt	21 (3/01/2011 - 3/12/2011)
Talor Battle, 2010-11 PSU	21 (2/10/2011 - 2/20/2011)

GATENS TO MAKE HISTORY

Senior Matt Gatens will become the first Hawkeye to lead the team in free throw percentage four consecutive seasons. Also, he will become only the seventh Hawkeye since 1939, and the first to do so since Acie Earl (1991-93), to lead the team in scoring three straight seasons. Other former Hawkeyes leading the squad in scoring three consecutive years include: Dick Ives (1944-46); Bill Logan (1954-56); Dave Gunther (1957-59); Don Nelson (1960-62); Greg Stokes (1983-85); Acie Earl (1991-93).

IOWA IN INDY

Iowa is 8-13 all-time in Indianapolis, while playing in four different arenas. Iowa is 7-6 at Bankers Life Fieldhouse (formerly known as Conseco Fieldhouse), 0-2 at Market Square Arena, 1-4 at Butler's Hinkel Fieldhouse and 0-1 at the RCA Dome.

Along with the 2002 (3-1), 2004 (0-1), 2006 (3-0), 2008 (0-1), 2009 (0-1), 2010 (0-1) and 2011 (0-1) Big Ten Conference Tournaments at Bankers Life, Iowa defeated Louisville (Wooden Tradition) early in the 2003-04 season.

Iowa took part in the 1980 Final Four at Market Square Arena, losing to Louisville (80-72) in the semifinals and falling to Big Ten rival Purdue (75-58) in the consolation game.

Iowa lost four of five games at Hinkel Fieldhouse between 1937 and 1950 and lost in the first round of the 2005 NCAA Tournament at the RCA Dome.

IOWA AT BANKERS LIFE FIELDHOUSE

Iowa is 7-6 in Bankers Life Fieldhouse, including a 6-6 record while taking part in the seven Big Ten Tournaments held at the venue.

Iowa, in the 2002 Big Ten Tournament, defeated Purdue, Wisconsin and Indiana on consecutive days to advance to the title game for the second straight season before falling to Ohio State.

Iowa defeated Louisville 70-69 in overtime as part of the John Wooden Tradition early in the 2003-04 season and the Hawkeyes lost to Michigan 79-70 in the quarterfinals of the 2004 Big Ten Tournament.

Iowa won three straight games over Minnesota, Michigan State and Ohio State to claim the 2006 Big Ten Tournament title before falling to Purdue in the quarterfinals in 2007 and losing to Michigan the last three years in the first round.

IOWA POSTING BIG WINS

Iowa has posted six wins against teams ranked in the top 92 of the RPI, including four inside the top 20. The Hawkeyes have registered victories over Michigan (11), Indiana (12) and two wins over Wisconsin (22) and Minnesota (92).

The Hawkeyes have four wins over top 25 teams; only Michigan State (six), Ohio State (six) and Michigan (five) have more.

HAWKEYES SURGED IN FEBRUARY

Iowa won five of its eight February games, including winning two of the last four against ranked opponents (No. 18 Indiana and No. 15 Wisconsin). The five victories in February marked the most by a Hawkeye team since the 1997-98 campaign.

Iowa held seven of its eight February opponents to fewer than 70 points and four of those below 40 percent from the field. The previous six teams the Hawkeyes faced averaged 81.2 points and 50.4 percent shooting.

In eight February contests, Matt Gatens averaged 21.6 points, bolstered by 34-of-58 (.586) shooting from long distance. The 21.6 February scoring average ranks third behind Northwestern's John Shurna (22.8) and Tim Frazier (21.8) of Penn State. Aaron White averaged 11.9 points and 7.6 rebounds, while Roy Devyn Marble averaged 10.3 points, 4.9 rebounds and 4.6 assists.

REBOUNDING KEY IN OUTCOMES

In Iowa's eight Big Ten wins, it has posted a +3.6 rebounding margin advantage. However, in its 10 conference losses, Iowa was outrebounded by 4.4 boards.

Overall, Iowa is 12-3 in games this season when having the edge on the glass. The two losses when the Hawkeyes had a positive rebounding margin came on the road at Iowa State and Northwestern, and in the home finale against Northwestern.

GATENS DELIVERS SECOND HALF OUTBURSTS

Matt Gatens has put up big numbers in the second half in five of the last six games. Gatens has scored in bunches down the stretch to help Iowa post some big victories in the month of February. The senior scored 22 points in the second half vs. Indiana; 19 at Penn State; 15 vs. Wisconsin; 11 at Nebraska; and 10 vs. Northwestern.

Gatens' Scoring Averages by Half in Big Ten Play

	First	Second
Big Ten (18 gms)	6.7	10.4
Last 9 games	7.6	13.6

IOWA'S STATISTICAL COMPARISONS

	All Games	Big Ten	Home Games	Away Games	Iowa Wins	Iowa Losses
Record	16-15	8-10	13-6	3-9	16-0	0-15
Points	72.1	67.8	75.9	66.1	78.9	64.9
Opp. Pts	71.0	71.6	67.5	76.5	63.2	79.3
FG%	.453	.452	.454	.451	.473	.429
FG Def.	.451	.454	.438	.473	.400	.508
3-PT%	.366	.379	.365	.368	.390	.338
3-pt. Def.	.344	.322	.351	.333	.292	.410
FT%	.718	.693	.753	.651	.726	.707
REB	34.6	32.9	36.6	31.3	39.2	29.7
AST	14.5	13.3	15.9	12.2	17.3	11.5
TO	12.9	13.7	12.3	13.8	11.8	14.0
STL	7.6	6.4	8.7	6.0	8.7	6.5
BLK	3.4	3.7	3.7	2.8	3.4	3.3

Last Five Games Statistics

#	Player	gp-gs	min	avg	Total		3-Point		F-Throw		Rebounds				pf dq		a		blk stl		pts	avg
					fg-fga	fg%	3fg-fga	3fg%	ft-fa	ft%	off	def	tot	avg				to				
05	Gatens, Matt	5-5	197	39.4	38-70	.543	24-41	.585	18-23	.783	2	16	18	3.6	7	0	7	6	0	6	118	23.6
04	Marble, Roy Devyn	5-5	166	33.2	18-53	.340	4-14	.286	13-19	.684	5	12	17	3.4	9	0	24	18	1	11	53	10.6
30	White, Aaron	5-5	157	31.4	19-35	.543	1-5	.200	11-19	.579	5	21	26	5.2	12	0	7	7	2	5	50	10.0
02	Oglesby, Josh	5-4	136	27.2	10-30	.333	6-20	.300	7-8	.875	2	11	13	2.6	9	0	8	4	0	2	33	6.6
01	Basabe, Melsahn	5-0	91	18.2	10-19	.526	0-0	.000	8-12	.667	8	11	19	3.8	9	0	3	8	10	3	28	5.6
15	McCabe, Zach	5-5	90	18.0	7-20	.350	2-6	.333	6-8	.750	8	15	23	4.6	19	2	3	10	1	2	22	4.4
24	Cartwright, Bryce	4-1	97	24.3	8-19	.421	1-2	.500	0-1	.000	2	10	12	3.0	7	0	18	14	0	2	17	4.3
34	Stokes, Darius	2-0	7	3.5	1-1	1.000	0-0	.000	0-0	.000	1	0	1	0.5	1	0	0	0	0	0	2	1.0
20	Brommer, Andrew	5-0	35	7.0	2-3	.667	0-0	.000	0-0	.000	4	4	8	1.6	4	0	1	3	1	1	4	0.8
25	May, Eric	4-0	16	4.0	0-1	.000	0-1	.000	0-0	.000	0	2	2	0.5	2	0	1	0	0	0	0	0.0
35	Archie, Devon	1-0	2	2.0	0-0	.000	0-0	.000	0-0	.000	1	1	2	2.0	0	0	1	0	0	0	0	0.0
32	Stubbs, Branden	2-0	2	1.0	0-0	.000	0-0	.000	0-0	.000	0	0	0	0.0	0	0	0	0	0	0	0	0.0
00	Olaseni, Gabriel	2-0	4	2.0	0-0	.000	0-0	.000	0-0	.000	0	1	1	0.5	3	0	0	1	0	0	0	0.0
Team											8	10	18				2					
Total.....		5	1000		113-251	.450	38-89	.427	63-90	.700	46	114	160	32.0	82	2	73	73	15	32	327	65.4
Opponents.....		5	1000		114-271	.421	27-91	.297	65-82	.793	53	105	158	31.6	83	2	62	67	17	31	320	64.0

Iowa in Big Ten Statistics

Category	All Games		Big Ten	
	Stat	Rank	Stat	Rank
Steals	7.6	1st	6.4	4th
Scoring Offense	72.1	3rd	67.8	5th
3-Pt. Field Goal %	.366	4th	.379	3rd
Free Throw %	.718	5th	.693	10th
Assists	14.5	5th	13.3	4th
Ast./TO Ratio	1.1	7th	1.0	8th
Field Goal %	.453	7th	.452	5th
Turnover Margin	+1.0	7th	-1.8	11th
3-PT FG Defense	.344	7th	.322	4th
Blocked Shots	3.4	8th	3.7	2nd
Rebounding Margin	+0.5	8th	-0.8	7th
3-Pt. FG Per Game	5.5	9th	5.5	8th
Scoring Margin	+1.1	10th	-3.8	9th
FG% Defense	.451	11th	.454	7th
Scoring Defense	71.0	12th	71.6	12th

Category	Player	All Games		Big Ten	
		Stat	Rank	Stat	Rank
FG%	Aaron White	.505	9th	.535	6th
	Matt Gatens	.482	15th	.490	12th
Blk. Shots	Melsahn Basabe	1.0	8th	1.1	7th
	Aaron White	---	---	0.9	10th
Rebounding	Melsahn Basabe	4.8	15th	---	---
	Aaron White	5.4	10th	5.9	9th
Scoring	Matt Gatens	15.7	7th	17.0	5th
	Roy Devyn Marble	11.1	21st	11.2	23rd
	Aaron White	10.4	28th	11.3	22nd
Assists	Bryce Cartwright	4.3	4th	4.4	2nd
	Roy Devyn Marble	3.6	8th	3.6	8th
Ast/TO Ratio	Roy Devyn Marble	2.0	5th	1.4	12th
	Bryce Cartwright	1.7	9th	1.5	11th
FT%	Matt Gatens	.846	2nd	.809	9th
Steals	Roy Devyn Marble	1.6	4th	1.5	6th
	Matt Gatens	1.5	6th	1.4	7th
3-Pointers	Matt Gatens	2.2	3rd	2.7	1st
3-Pt. FG%	Matt Gatens	.429	7th	.480	3rd
Minutes	Matt Gatens	34.4	8th	36.1	10th

NOTING MATT GATENS...

- Named second team all-Big Ten by the media voting panel and third team by the league coaches.
- Is one of only two Hawkeyes (Roy Marble) to amass 1,500+ points, 400+ rebounds, 250+ assists and 125+ steals.
- Led Iowa in scoring the last six games. The last Hawkeye to lead the team in scoring six consecutive games against Big Ten competition was Andre Woolridge in 1996-97 when he led his team in scoring seven straight games (Jan. 7-Feb. 4).
- His 29 triples since Feb. 16 are the second most in the country behind Keaton Cole of Western Carolina (32).
- Led Iowa in scoring the last six games, which is his longest consecutive streak of leading the team in scoring in his career.
- Scored 55 points in two games the week of Feb. 20 (27.5 ppg.), earning co-Big Ten Player of the Week and NetScout Basketball's Big Ten Player of the Week accolades. He has earned NetScout Basketball's weekly honor the last two weeks. Additionally, America voted the senior the "Capital One Cup Impact Performer of the Week" on ESPN.com.

- Averaged 23.6 points per game the last five contests.
- Has made 42.9 percent (69-of-161) of his 3-point attempts this season. That is the best percentage by a Hawkeye, with a minimum of 125 attempts, since Kent McCausland made 52 percent (70-of-134) during the 1996-97 season.
- His 60.4 percent (29-of-48) shooting percentage from long distance ranks second best in the country since Feb. 16 (first if you take in account a minimum of 25 attempts). South Dakota State's Jordan Dykstra is first (.722, 13-of-18).
- Scored 85 points in a span of three games (Indiana, Wisconsin and Illinois). The last time a Hawkeye netted 85 points or more in three straight games against conference competition was Roy Marble (86) in 1989. Marble scored 30 at Michigan, 37 at Illinois and 19 vs. Indiana. The last time a Hawkeye scored 85 points or more against any teams was Adam Haluska (88) in 2006. Haluska had 21 points at Drake, 36 vs. Georgia State and 21 against Texas Southern.
- Averaged 21.6 points per game in February, which ranked third in the Big Ten behind Northwestern's John Shurna (22.8) and Tim Frazier of Penn State (21.8).
- Became the first Big Ten player to score 30+ versus two teams (Indiana and Wisconsin) ranked in the Associated Press Top 25 since 1996-97.
- Became the fourth Big Ten player in the last 10 seasons to score 30+ points in back-to-back games vs. league opponents.
- The 33 points against Wisconsin are the second-most by a Big Ten player in conference play this season (Illinois' Brandon Paul had 43 versus Ohio State).
- Made a school-record 12 consecutive triples spanning the Indiana (Feb. 19) and Wisconsin (Feb. 23) contests.
- Became the first Hawkeye since Adam Haluska in 2007 to score 30 points in consecutive games. Haluska netted 33 vs. Indiana and 34 at Minnesota. Gatens is one of five players to score 30+ points in consecutive Big Ten games since 2000-01 (Marcus Taylor of Michigan State in 2002; Minnesota's Vincent Grier in 2005; Evan Turner of Ohio State in 2010; Iowa's Adam Haluska in 2007).
- His 118 points the last five games pushed the senior past Greg Brunner, Don Nelson, Andre Woolridge, Dean Oliver and Adam Haluska, and into seventh place on Iowa's all-time scoring chart with 1,591 points. He is 20 points from tying Jess Settles for sixth.
- After 118 points in five games (38-of-70, .543 FGs and 24-of-41, .585 3-pt FGs), he vaulted to fifth in conference scoring (306 points). He finished conference play only six points behind Ohio State's Jared Sullinger (312 points). Gatens is the second-highest scoring senior in the league behind Northwestern's John Shurna (20.0).
- His five 3-pointers at Illinois (Feb. 26) moved him past Chris Kingsbury (1994-96) and into second place on Iowa's all-time 3-pointers made list. He enters Thursday's game versus Illinois with 233 career triples.
- Surpassed the 20-point plateau four consecutive games (Penn State, Indiana, Wisconsin and Illinois), eight times this season and 17 in his career. The last time a Hawkeye netted 20+ points in four straight games against Big Ten competition was Andre Woolridge in 1997. Woolridge tallied 20 at Purdue, 21 vs. Wisconsin, 27 vs. Ohio State and 25 at Michigan.
- Made 40-of-113 (.354) from 3-point range the first 25 games of the season. Gatens has made 60.4 percent (29-of-48) from long distance the last six outings. He has made 24 of his last 41 (.585) 3-point attempts the last four games.

- The 33 points scored against the Badgers are the second-most scored by a Wisconsin opponent in the last four years. Gatens and Kansas State's Jacob Pullen (38 points against the Badgers in the 2011 NCAA Tournament) were the two highest scoring outputs since Davidson's Stephen Curry tallied 33 points in the 2008 NCAA Tournament's Sweet 16 on March 28, 2008.

- Made a combined 14 triples against Indiana and Wisconsin, which is the most ever by a Hawkeye in a two-game span. He sank a combined 19 treys spanning three contests (Indiana, Wisconsin and Illinois), the most ever by a Hawkeye over a span of three games.

- Is averaging 15.7 points, the highest scoring average by a Hawkeye since Adam Haluska averaged 20.5 points in 2007.

- Is only the third player to hit seven+ 3-pointers in back-to-back Big Ten games (versus Indiana and Wisconsin) since 1996-97. Talor Battle (Penn State) and Jon Diebler (Ohio State) accomplished the feat a year ago.

- Has made a personal single-season best 69 triples, besting 58 he sank his sophomore campaign. He is shooting at a 43 percent clip from long distance this season, which is also a single-season best. He shot 40 percent from 3-point range as a freshman.

- His 69 treys rank 10th best in a single season. He is only one 3-pointer from tying two others (Jeff Horner in 2006 and Kent McCausland in 1997) for eighth on the list.

NUMBER OF THE WEEK -- 13

Iowa posted 13 home wins this season (13-6), the most since collecting 13 home victories in 2009. Five of the Hawkeyes' 13 victories came in league play.

CLEANING THE GLASS

Aaron White has seen his rebounding numbers increase in Big Ten play. The freshman averaged 4.8 boards in nonconference action and has crashed the boards even more in conference play, averaging a team-best 5.9.

White has led the Hawkeyes in rebounding six of the last eight games, including a streak of five straight, which was the longest by a Hawkeye this season and the longest streak since Aaron Fuller led the team in six consecutive contests in 2010.

White is averaging 7.1 rebounds over his last nine games, including three games with 10+ rebounds. He ranks fifth in Big Ten rebounding since Feb. 1.

Big Ten, Most Rebounds per Game – Since 02/01/2012

Draymond Green, Michigan State	11.5 (92/8)
Robbie Hummel, Purdue	9.4 (85/9)
Jared Sullinger, Ohio State	9.8 (88/9)
Cody Zeller, Indiana	7.2 (65/9)
Aaron White, Iowa	7.1 (64/9)

ESPN.COM RANKS NATION'S TOP FRESHMEN

ESPN.com released a midseason report on the nation's top freshmen. Included in the list is Iowa's Aaron White. White is ranked No. 15. Indiana's Cody Zeller is second and Trey Burke of Michigan is seventh.

White ranks third in Iowa scoring (10.4) and first in rebounding (5.4).

All three were named to the all-Big Ten Freshman team. Zeller was named Big Ten Freshman of the Year by the league coaches, while Burke earned the award by the conference's media panel.

IMPROVED 3-POINT SHOOTING

Thanks in large part to Matt Gatens' 3-point shooting accuracy as of late, the Hawkeyes saw better 3-point shooting percentages during the month of February.

Iowa made 40.9 percent of its 3-point attempts in the month of February, the third best mark in the Big Ten behind Purdue (.413) and Northwestern (.412).

Big Ten, Highest 3-Point Pct – February

Purdue Boilermakers	.413
Northwestern Wildcats	.412
Iowa Hawkeyes	.409 (54/132)
Indiana Hoosiers	.388

MATT GATENS AMONG SELECT GROUP

Matt Gatens is one of four active Division I players with 1,500+ points, 400+ rebounds and 230+ made 3-pointers in a career.

Division I, Active Players with 1,500+ Pts, 400+ Reb & 200+ 3-Pters (Career)

Player, Team	Pts	Reb	3PM
John Shurna, Northwestern	1,970	624	259
Kyle Weems, Missouri State	1,872	835	241
Dee Bost, Mississippi State	1,589	448	231
Matt Gatens, Iowa	1,591	448	233

GATENS CLIMBING CHARTS

Matt Gatens' recent scoring surge (118 points the last five games) has vaulted him past Jeff Horner, Greg Brunner, Don Nelson, Andre Woolridge and Adam Haluska, and into seventh place on Iowa's career scoring chart. The senior is 20 points from tying Jess Settles (1994-97, 1999) for sixth. Gatens enters Thursday's Big Ten Tournament first round game versus Illinois with 1,591 career points.

Additionally, his five triples at Illinois moved him past Chris Kingsbury (1994-96) and into second place on Iowa's all-time 3-pointers made chart. Gatens enters Thursday's game against Illinois with 233 treys. Jeff Horner (2003-06) is the record holder with 262.

Gatens, who was voted by the league's media panel second team all-Big Ten, is one of only two players in school history to have 1,550+ points, 400+ rebounds, 250+ assists and 125+ steals. The senior has 1,591 points, 448 rebounds, 286 assists and 139 thefts. Roy Marble (1986-89) had 2,116 points, 668 rebounds, 288 assists and 183 steals.

Gatens is only five steals from cracking the top 10 in career thefts at Iowa. The native of Iowa City will finish his career in the top 15 in scoring and steals and top five in free throw percentage and 3-pointers made.

FRESHMEN CONTRIBUTIONS

Freshmen Aaron White and Josh Oglesby have combined for 11 games of scoring 15 or more points this season. White has scored in double figures in 13 of the last 21 contests, including netting 15 points or more in eight of those outings.

Big Ten, Most Games with 15+ Points by Freshmen - 2011-12

Cody Zeller, Indiana	18	Dave Sobolewski, Northwestern	5
Trey Burke, Michigan	10	Josh Oglesby, Iowa	3
Aaron White, Iowa	8		

WHITE EARNS STARTING SPOT

Aaron White, who has been named to the coaches' all-Big Ten Freshman team, was Iowa's most productive player off the bench the first 21 games, but has started the last 10. The freshman has averaged 11.9 points and 5.9 rebounds the last 20 games. White earned his first career start at No. 16 Indiana on Jan. 31. He stuffed the stat sheet with 17 points, nine rebounds, four assists, three blocks and two steals in Iowa's triumph over Penn State (Feb. 4). His efforts earned him Big Ten co-Freshman of the Week accolades, which is the third time (Nov. 14, Dec. 26 and Feb. 6) he earned the weekly distinction.

White's numbers the last seven games have been impressive, averaging 11.9 points and 6.9 rebounds. He posted consecutive doubles at Northwestern (Feb. 9) and Penn State (Feb. 16) and was two points shy of notching his third straight versus No. 18 Indiana (Feb. 19). The rookie scored 17 points (7-of-10 FG, 2-of-3 3-pt FG) and corralled a personal-best 12 boards against the Wildcats. White totaled 16 points and a game-high 10 rebounds to go along with career-best three rejections at Penn State.

White has scored in double digits 14 times, including 13 of the last 21 games. White has led the team in rebounding seven of the last 11 contests. For the season he has amassed a team-best 168 boards, which are the sixth most by an Iowa freshman in a single season.

The 6-foot-8 wing player has scored 15 points or more eight times, which is the third most by a Big Ten rookie this season.

White was named Big Ten co-Freshman of the Week after his performance in Iowa's victory over Chicago State (Nov. 11). The native of Strongsville, Ohio, shined in his Hawkeye debut, leading all scorers and rebounders with a personal-best 19 points and 10 boards.

The 19 points are the most by an Iowa freshman in an opener, equaling Dick Ives' 19 scored against Nebraska in his debut on Dec. 10, 1943. Furthermore, White's performance marked the first time a Hawkeye posted a double-double, in a season opener, since Dean Oliver had 10 points and 12 assists in a victory over Chicago State in 1997. It was the first time a Hawkeye freshman had a double-double, points and rebounds, since Jess Settles had 13 points and 11 rebounds versus Drake in 1993.

MARBLE ADVANCES TO FINALS OF GEICO PLAY OF THE YEAR

Hawkeye fans can vote for Roy Devyn Marble in the finals of the GEICO Play of the Year. Marble had an emphatic one-handed slam vs. Minnesota on Feb 1.

Fans can vote for Marble once per day until March 5 at facebook.com/bestofcollegebasketball. The winner will be announced on GEICO presents Best of College Basketball 2012 on CBS March 25, at noon (CT).

The seven other finalists are: Christian Watford (Indiana), Robbie Hummel (Purdue), Damen Bell-Holter (Oral Roberts), Chase Spreen (Lindsey Wilson), Peyton Siva (Louisville), C.J. Fair (Syracuse), and Isaiah Sykes (Central Florida).

IOWA HISTORY

Iowa has played 2,656 games since beginning basketball in 1902. Iowa's overall record is 1,593-1,063 (.600). That includes a 955-353 (.730) record in home games, a 548-720 (.432) record in contests away from Iowa City, a 711-728 (.494) mark in Big Ten games and a 361-117 (.755) record in Carver-Hawkeye Arena.

HAWKEYES PUSHING THE TEMPO

An even more increased tempo by the Iowa Hawkeyes has led to 4.9 more points per game compared to last season, an increase that ranks second best in the Big Ten.

Big Ten, Largest Points per Game Improvement -- 2010-11 to 2011-12

Team	10-11	11-12	Diff
Indiana Hoosiers	69.6	77.5	+7.9
Iowa Hawkeyes	67.2	72.1	+4.9

STAT SHEET STUFFER

Roy Devyn Marble's level of play has been stellar the last 26 games. The sophomore has averaged 12 points, 4.1 rebounds and 3.7 assists during that span. Also, he is shooting 43 percent from the field and 71 percent from the foul line during the 26-game stretch.

He has amassed a solid assist-to-turnover ratio this season. He has 112 assists to only 57 turnovers, ranking fifth in the Big Ten (2.0) and 85th nationally.

Marble has been credited with four assists or more 16 times this season, including collecting six or more four of the last six games (six at Penn State, seven vs. Indiana; a career-best eight against Wisconsin and six at Illinois).

Last season, Marble averaged 5.7 points, 2.4 rebounds, and was credited with 41 assists and 21 steals in 31 contests. He started the last six games of 2010-11. Also, he shot 53 percent from the free throw line (35-of-66).

This year, Marble has seen improved numbers, averaging 11.1 points, 3.8 rebounds, and has collected 112 assists and a team-best 49 steals. He has started the last 23 contests. From the foul line this season, the sophomore has seen significant improvement, shooting 72.2 percent (96-of-133).

Statistical Improvement

	'10-'11	'11-'12	Improvement
Scoring	5.7	11.1	+5.4
Assists	1.3	3.7	+2.4
Rebounds	2.4	3.8	+1.4
Steals	0.7	1.6	+0.9

LEADING THE TEAM

Following is the number of times a player led Iowa in scoring, rebounding, assists and steals. If two or more players tied for the team lead, all were credited for that game:

Player	Scoring	Rebounding	Assists	Steals
Devon Archie	---	1	---	---
Melsahn Basabe	1	9	---	2
Andrew Brommer	---	1	---	3
Bryce Cartwright	---	1	18	3
Matt Gatens	14	5	2	11
Aaron White	5	8	---	4
Roy Devyn Marble	5	2	11	14
Eric May	1	3	2	4
Zach McCabe	2	9	2	6
Josh Oglesby	4	---	1	1
Branden Stubbs	---	---	---	1
Gabriel Olaseni	---	---	---	1

HAWKEYE FAST BREAKS

- The Big Ten is the No. 1 ranked conference in the RPI and Sagarin ratings. Iowa's Sagarin rating is 95 and a strength of schedule of 31. Iowa's RPI rating is 133, while its schedule strength is 72.
- Iowa is 6-5 in games decided by nine points or fewer and 10-10 in games decided by 10 or more points.
- Iowa has made 494 free throws this season, the most it has sank in a single-season since 2005-06. Iowa made 501 free throws in 2005-06.
- Senior Bryce Cartwright finished with a flurry, dishing out 58 assists the last 12 games to finish second in league assists (71). Only Penn State's Tim Frazier (101) had more.
- Iowa's field goal percentage this season is 45.3 percent, its best since shooting 45.9 percent during the 2004-05 campaign.
- The Hawkeyes were ranked ninth (.352) in the Big Ten in 3-point field goal percentage (overall games) in mid-January. Iowa has since vaulted to third (.379).
- Eleven of Iowa's 15 losses have come to teams ranked in the RPI top 80.
- Senior Andrew Brommer will be playing in his 100th career game Thursday versus Illinois.
- Only one point separated Aaron White (203) and Roy Devyn Marble (202) during the 18-game Big Ten regular season.
- For the second straight year, Iowa won its first two games in the month of February. Last year, the Hawkeyes beat Michigan State (Feb. 2) and Indiana (Feb. 5); this season Iowa topped Minnesota (Feb. 1) and Penn State (Feb. 4).
- Iowa averages 78.9 points in its wins, compared to 64.9 points in its defeats, a differential of 14 points. The Hawkeyes own a +16.1 point differential in their scoring defense, and +9.5 rebounding and +5.8 assists margins in wins compared to losses.
- Iowa's attendance numbers are up again this season, after a 20 percent bump a year ago. Last season, Iowa averaged 11,096 fans. Hosting 19 regular season home games this season, the Hawkeyes averaged 11,841.
- Freshman Josh Oglesby became the first Hawkeye reserve to lead the team in scoring, in back-to-back games (Northern Illinois and Creighton), since Ricky Davis paced Iowa with 25 and 18 on the road at Wisconsin (Feb. 3) and Michigan State (Feb. 7), respectively, in 1998. Like Oglesby, Davis accomplished the feat as a freshman.
- After winning at No. 11 Wisconsin on Dec. 31 (72-65) and on the road at Minnesota (64-62) on Jan. 4, Iowa won two-straight Big Ten road games for the first time since 2007. The Hawkeyes won at Michigan on Jan. 31, 2007 (69-62) and at Minnesota on Feb. 7 (91-78). Iowa beat Indiana at home on Feb. 3 (81-75) in between those two road victories. The last time Iowa won consecutive road games in back-to-back games was 1998, beating Ohio State (61-46) on Jan. 14 and Minnesota (82-69) on Jan. 18.
- At least 10 players have seen action in 21 of Iowa's 31 games.
- Iowa has had five players score in double figures three times (North Carolina A&T, Drake and Central Arkansas). The Hawkeyes had five players score 12 points or more in its win over North Carolina A&T (Nov. 14). It marked only the fourth time the Hawkeyes had five players tally 12 points or more in a game (UW-Green Bay in 2003, Michigan in 2004, SIU-Edwardsville in 2010 and North Carolina A&T in 2011).

ATTACKING THE BASKET

Iowa is attacking the basket and earning more trips to the charity stripe this season compared to last.

Big Ten, Largest FTA/Gm Improvement - 2010-11 to 2011-12

TEAM	2010-11	2011-12	Improve
Indiana Hoosiers	19.8	24.6	+4.8
Iowa Hawkeyes	19.4	22.2	+2.8

HAWKEYE BIG TEN FIELD GOAL PERCENTAGES

In Iowa's eight Big Ten victories, opponents were just 51-of-186 (.274) from long distance and 183-of-454 (.403) overall from the field. Iowa made 193-of-429 (.450) from the field and 46-of-113 (.407) from the 3-point range in those wins.

Conversely, Hawkeye opponents shot 49 percent (284-of-575) from the field and 67-of-180 (.372) from 3-point territory, compared to 45 percent (232-of-512) from the field and 36 percent (53-of-148) from long distance for Iowa, in the Hawkeyes' 10 conference defeats.

	Iowa	Opponents
Big Ten Games	3-pt%	3-pt%
Iowa Wins	.407	.274
Iowa Losses	.358	.372

SINKING THE FREEBEEES

Last year, Iowa's free throw percentage was 67.6 percent. This season, the Hawkeyes have improved in that area, shooting 71.8 percent, which ranks fifth best in the Big Ten. Twenty-two percent of Iowa's offense this year has come from the foul line.

The Hawkeyes have missed only 42 free throws (133-of-175, .760) in the final five minutes of games.

Iowa has attempted 20 free throws or more 19 times this season (12-7 record in those games), 10 of which have come during league play, including eight of the last 13 games.

COACHING EXPERIENCE

Fran McCaffery has assembled one of the most experienced coaching staffs in the country. Assistant coaches Kirk Speraw, Sherman Dillard and Andrew Francis have over six decades of combined coaching experience. Furthermore, the entire coaching staff combines for 47 years of head coaching experience.

Director of Basketball Operations Jerry Strom is in his 31st season as a member of the Iowa basketball staff. Additionally, Iowa's new video coordinator, Al Seibert, has 18 years of collegiate coaching experience.

HAWKEYEBASKETBALL.COM

Check out the Iowa basketball team's new website, **HawkeyeBasketball.com**, devoted to everything on-and-off-the-court surrounding the program.

HawkeyeBasketball.com, allows fans a chance to go behind the scenes with the Hawkeye basketball program on and off the court. The site is complete with exclusive videos, photo galleries and content featuring the basketball program.

HawkeyeBasketball.com will be updated throughout the year with exclusive videos, including game highlights and player features, along with news stories and other content.

OGLESBY HAS CAREER GAME

Freshman Josh Oglesby had two of his best games of the season, both against Indiana.

Oglesby came off the bench to score a career-best 24 points at Indiana on Jan. 29. The native of Cedar Rapids missed only four of his 12 field-goal attempts. His previous high was 16 points against Northern Illinois on Nov. 17.

The six triples tie for the 15th-most in a single game for the Hawkeyes. Additionally, the 24 points are the most by a Hawkeye freshman in a game since Melsahn Basabe posted 25 at Michigan, almost a year to the day, on Jan. 30, 2011.

In the return game against the Hoosiers (Feb. 19), Oglesby netted 11 points, five of which were scored at the free throw line.

Oglesby started his first career game at Penn State (Feb. 16). The rookie played a season-high 27 minutes and had three points, three assists and three rebounds against the Nittany Lions.

He tallied nine second-half points at Illinois (Feb. 26), netted eight points in Iowa's victory at Nebraska (Feb. 29) and had five points, four rebounds and three assists in the regular season finale versus Northwestern (March 3).

The native of Cedar Rapids has started five of the last six games. He is averaging 6.2 points in 31 games this season.

Oglesby has made 37 triples, which are the fourth most by a Hawkeye freshman in a single season at Iowa. Matt Gatens holds the record with 52 (2009). Oglesby is shooting 34.3 percent beyond the arc, which currently ranks as the seventh best percentage in a season by an Iowa rookie.

Fifty-eight percent of Oglesby's scoring production has come from 3-point territory (111-of-192 points), which ranks third amongst Big Ten players. Oglesby has led the team in scoring four times (Northern Illinois, Creighton, Clemson and Indiana).

IOWA VS. RANKED TEAMS

Iowa played seven games against ranked competition this season (4-3), winning the last two. The four wins are the most Iowa has collected in a season since winning nine during the 2005-06 campaign.

The Hawkeyes beat No. 11 Wisconsin (72-65) on Dec. 31 in Madison and No. 15 Wisconsin (67-66) on Feb. 23 in Iowa City, 13th-ranked Michigan (75-59) on Jan. 14 in Iowa City and 18th-ranked Indiana (78-66) on Feb. 19 in Iowa City. Iowa fell to No. 6 Ohio State (76-47) on Jan. 7 in Iowa City, No. 6 Michigan State (95-61) on Jan. 10 in East Lansing and No. 16 Indiana (103-89) on Jan. 29 in Bloomington.

These are Iowa's most recent wins vs. nationally-ranked opponents:

At Home:	67-66 over 15th-ranked Wisconsin, 2/23/12
	78-66 over 18th-ranked Indiana, 2/19/12
	75-59 over 13th-ranked Michigan, 1/14/12
	67-65 over sixth-ranked Purdue, 3/5/11
On the Road:	43-36 over sixth-ranked Michigan State, 1/12/08
	72-65 over 11th-ranked Wisconsin, 12/31/11
	70-67 over 21st-ranked Indiana, 2/11/06
Neutral Court:	67-60 over seventh-ranked Ohio State, 3/12/06
	<i>In semifinals of Big Ten Tournament</i>

IMPROVEMENT UNDER McCAFFERY IN SECOND YEAR

Fran McCaffery-coached teams have posted improved win totals and scoring output from their first year to second with McCaffery as a head coach. At Lehigh, his team improved by two wins (13 in 1986 to 15 in 1987). His UNC Greensboro team had four more victories from 2000 (15) and 2001 (19). At Siena his team improved by five victories, registering 15 in 2006 to 20 in 2007.

His Lehigh team averaged 2.8 more points its second year compared to year one. His UNC Greensboro team had a +1.9 scoring increase and +1.8 at Siena. Currently, Iowa is averaging 5.1 more points this year compared to last season.

RECORD

School	1st yr	2nd yr	Diff.
Lehigh	13-15	15-14	+2
UNC Greensboro	15-13	19-12	+4
Siena	15-13	20-12	+5
Iowa	11-20	TBD	TBD

SCORING

School	1st yr	2nd yr	Diff.
Lehigh	74.0	76.8	+2.8
UNC Greensboro	71.7	73.6	+1.9
Siena	74.4	76.2	+1.8
Iowa	67.2	72.3	+5.1

IOWA PHOTOS AVAILABLE

Up-to-date head shots of all Iowa players and coaches are available on the internet at pics.hawkeyebasketball.com. Contact the Iowa Sports Information office if you are in need of additional photos.

HIGHLIGHTS AND SOUND BITES ON SATELLITE

Sound bites with coaches and athletes from Iowa's winter sports teams are available each Thursday throughout the winter (Dec. 1-March 8). The satellite coordinates for the uplinks are: Galaxy 19C, Transponder 04 (same coordinates as Iowa football uplinks this past fall).

TWITTER CONVERSATION

Fans and media are encouraged to use **#B1GTourney** in their tweets during the Big Ten Tournament.

CREDITS

A special thanks is extended to those writers whose work appears in the separate "Iowa Clippings" booklet.



BIG
BASKETBALL
TOURNAMENT
INDIANAPOLIS 2012

Iowa's 2012 Recruiting Class

Anthony Clemmons, Mike Gesell, Patrick Ingram, Kyle Meyer and Adam Woodbury have signed national letter of intents to attend the University of Iowa.

"I'm very excited about this class," said McCaffery. "We started working immediately upon arrival, in particular, on this group. I want to give particular recognition to how hard each and every one of my assistant coaches has worked. I believe we've addressed specific needs and attracted not only quality, but student-athletes who will fit with what we already have here to ultimately make us a better team."

Iowa's five-member 2012 recruiting class is ranked 19th by ESPN.com and Scout.com.

Paul Biancardi, who is ESPN's national recruiting director, had nothing but praise to say about Iowa's recruiting class and coach McCaffery.

"I'm very impressed, but not surprised, with the class coach McCaffery signed," said Biancardi. "This is a national statement class. Coach McCaffery and his staff have sold the vision and the plan for Iowa basketball in a big time way. It should get the fans of Iowa very excited not only right now but in the future. To be successful in this business you have to be able to recruit, and Fran's a proven recruiter. This is a class, that as it grows and develops together, will be the foundation for Iowa basketball. It will propel the Hawkeyes to the next step, which is the upper half of the Big Ten and NCAA Tournament."

ADAM WOODBURY (7-1, 230)

Woodbury is an All-State center from Sioux City, Iowa. The 7-foot-1, 230-pound was named the Most Valuable Player at the 2011 NBA Players Association Top 100 Camp. Woodbury is the No. 41 ranked player in the Class of 2012 by ESPN.com, No. 42 by Rivals.com and No. 47 by Scout.com. He enters his senior season ranked fourth in career scoring and first in rebounding at East High School. He led the Black Raiders to a combined 59-16 record the last three seasons, including back-to-back conference championships and three consecutive state tournament appearances. Woodbury is a two-time first team All-State, All-Missouri River Conference, All-Northwest Iowa and All-City honoree. As a junior, Woodbury averaged a double-double (18.5 points and 12 rebounds). He averaged 17.4 points and grabbed a school single-season record 315 rebounds (12.1 avg.) his sophomore campaign. Woodbury also participated in the Nike LeBron James Skills Academy and Amare Stoudemire Skills Academy in 2011. He played AAU for Martin Brothers and All-Iowa Attack from seventh through 11th grade. Fellow recruit Mike Gesell was an AAU teammate of Woodbury. Woodbury becomes Iowa's first seven-footer since Seth Gorney (2005-08) and is the tallest Hawkeye since Antonio Ramos (1999), who stood 7-foot-2.

MIKE GESELL (6-1, 180)

Gesell is a three-time first team All-State, All-Conference and All-Metro honoree for South Sioux City High School. Gesell is the No. 73 ranked player in the Class of 2012 by ESPN.com, No. 89 by Scout.com and No. 96 by Rivals.com. As a junior, he averaged 25.2 points, 8.2 assists, 5.5 rebounds and 2.9 steals while being honored as the Nebraska Gatorade Basketball Player of the Year. As a sophomore, Gesell averaged 19.9 points, 6.4 assists, 7.7 rebounds and 3.3 steals. He made 82 percent (158-193) of his free throw attempts as a junior and 79 percent (125-158) as a sophomore. The 6-foot-1, 180-pound guard was a Basketball Super State and All-State Class B Team Captain recipient his sophomore and junior seasons. He holds single season school records for scoring (655), assists (212) and steals (79), career scoring (1,446) and single-game steals (8) and assists (13). Gesell, who is a Wendy's High School Heisman state finalist and will be the team's captain this year, also excels in the classroom, ranking in the top five percent of his class while earning Gold Honor Roll distinction all four years. He also is a three-time Academic All-Conference and NSAA Academic All-State honoree. Fellow recruit Adam Woodbury was a teammate of Gesell on Martin Brothers and the All-Iowa Attack AAU squads.

ANTHONY CLEMMONS (6-1, 185)

Clemmons is a native of Lansing, Mich., and has started the last two years for Sexton High School. The 6-foot-1, 185-pound point guard helped his team to back-to-back conference championships and a Class B state title a year ago. Sexton finished as state runner-up his sophomore season. Clemmons is a two-time All-Conference honoree and was an All-State and All-Area selection in 2011. Clemmons averaged 12.3 points, 4.6 rebounds, 4.1 assists and 3.2 steals his junior year. He will serve as a team co-captain his senior campaign. Clemmons played AAU basketball the last two years with the Michigan Mustangs. He also played football his freshman through junior years at Sexton, earning all-conference honors in 2010, playing fullback, linebacker and safety.

PATRICK INGRAM (6-2, 190)

Ingram is a 6-foot-2, 190-pound guard from Indianapolis. He is a two-year starter and helped North Central High School win back-to-back conference championships and the Class 4A state championship in 2010. His high school team boasted a combined 70-8 record his first three seasons. Ingram averaged 10.4 points, 5.0 rebounds and 2.0 assists his junior campaign. He shot 55.5 percent from the field and 33-percent from beyond the arc. A captain on this year's team, Ingram also played on the AAU circuit for the Eric Gordon All-Stars. His team won the Walt Disney World tournament, Eric Gordon Shootout and the IndyBall Tournament. Ingram was tabbed MVP of the Walt Disney World tournament.

KYLE MEYER (6-10, 220)

Meyer is a 6-foot-10, 220-pound forward from Alpharetta, Ga. Meyer averaged 15 points, 11 rebounds, 3.5 blocks and 2.6 assists for Northview High School as a junior. He earned All-Region and co-MVP accolades as a junior, and was also recognized on the 2010 Pickens All-Tournament team. Meyer, who attends the same high school as Minnesota senior Ralph Sampson III, is a three-year starter. He averaged 10 points, 9.5 rebounds and 2.2 blocks, and earned the team's Coaches Award his sophomore campaign. Meyer garnered all-tournament laurels at the Chattahoochee Tournament as a freshman. Meyer also played AAU basketball for the Atlanta Celtics.

2012 IOWA RECRUITING CLASS

Anthony Clemmons	G	6-1/185	Lansing, Mich. (Sexton HS)
Mike Gesell	G	6-1/180	Sioux City, Neb. (South Sioux City HS)
Patrick Ingram	G	6-2/190	Indianapolis, Ind. (North Central HS)
Kyle Meyer	F	6-10/220	Alpharetta, Ga. (Northview HS)
Adam Woodbury	C	7-1/230	Sioux City, Iowa (East HS)

What they are saying about Iowa Men's Basketball

"Aaron White reminds me a lot of Ryan Bowen, who had that great career at Iowa; being hard-nosed and making things happen. It will be fun to watch him grow."

Keno Davis, BTN analyst

"I like this young player (Aaron White). He plays under control within himself. He has a great understanding of the game."

Jim Jackson, BTN analyst

"Silky smooth. This kid (Roy Devyn Marble) has got it."

Jon Rothstein, CBS College Sports analyst

"Iowa's (Roy) Devyn Marble is going to be a star. Really good feel and has tremendous size for a guard. Hawkeyes on the rise in Big Ten."

Jon Rothstein, CBS College Sports analyst

"(Aaron) White, is going to be one helluva player."

Michigan State Head Coach Tom Izzo

"Aaron White is terrific. He has great touch, blocks shots, can shoot the three and rebounds out of his area. He is sensational and he'll be as good as any moving forward in the Big Ten. This kid is going to be great. "

Dan Dakich, ESPN analyst

"Melsahn Basabe solidifies the inside. He's as good as any in the Big Ten in blocking shots."

Dan Dakich, ESPN analyst

"I'm a huge fan of (Zach) McCabe. I think he's going to be a star player. He reminds me a lot of Jess Settles and all the tough and physical forwards that Iowa had during their glory days."

Tim McCormick, ESPN College Basketball Analyst

"Roy Devyn Marble has gone head-to-head against Aaron Craft, Trey Burke, Jordan Taylor, Tim Frazier and Keith Appling and didn't blink an eye. This kid has such a huge upside."

Tim McCormick, ESPN College Basketball Analyst

"I would take Matt Gatens ahead of every single shooting guard in the Big Ten, if I was coaching. I think Matt Gatens makes everybody on the court better. He's the best leader, he scores, he rebounds, he defends. He's a tremendous player in every respect. I'm a huge fan of Matt Gatens."

Tim McCormick, ESPN College Basketball Analyst

"He's (Matt Gatens) not only one of the better shooters or guards in this league, he is one of the better ones in the country. That is a four-year guy who has been doing it at a high level."

Indiana Head Coach Tom Crean

"Matt Gatens is a bona fide pro. He can play on the professional level with his ability, spacing and good dribble penetration. For him to have his second 30+ performance against Indiana and Wisconsin... he's proved he's one of the top players in that league."

ESPN College Basketball Analyst Jay Williams

"I'm very impressed, but not surprised, with the recruiting class coach McCaffery signed. This is a national statement class. Coach McCaffery and his staff have sold the vision and the plan for Iowa basketball in a big time way. It should get the fans of Iowa very excited not only right now but in the future. To be successful in this business you have to be able to recruit, and Fran's a proven recruiter. This is a class, that as it grows and develops together, will be the foundation for Iowa basketball. It will propel the Hawkeyes to the next step, which is the upper half of the Big Ten and NCAA Tournament."

Paul Biancardi, ESPN National Recruiting Director

"I'm a big fan of Fran McCaffery. He does things the right way."

Eric Collins, BTN broadcaster

"If Iowa's rationale was hiring a quality person who recruits quality people, who doesn't cheat, does it the right way and is into developing young men while recognizing that he wants to have a winning team on the floor... then Fran is the perfect guy for the job."

LaPhonso Ellis, ESPN College Basketball Analyst

"When a parent passes their kid over to Fran they can rest assured a few things. One, he's going to make sure, to the best of his ability, that he gets a quality degree. Secondly, he is going to do his very best to develop that individual player within the team context. And finally, because of the vast resources of people that he knows outside of the game that he will do his very best, for those who aren't fortunate to play at the next level, to use his influence to make sure they get jobs and have an opportunity to have upward mobility. That's what makes him special."

LaPhonso Ellis, ESPN College Basketball Analyst

"Next year, Iowa will be the most improved team in the entire Big Ten and will play in the NCAA Tournament."

Tim McCormick, ESPN College Basketball Analyst

"I love the direction Fran McCaffery is taking this program."

Tim McCormick, ESPN College Basketball Analyst

"This crowd is great; tremendous energy with these fans."

Gus Johnson, BTN College Basketball Announcer

"Fran McCaffery has done an outstanding job rebuilding this program and making (Iowa) relevant. Great crowd at Carver-Hawkeye (against Wisconsin)."

Andy Katz, ESPN.com Senior College Basketball Writer

"I really like Aaron White. Iowa has a bright future, they have a great recruiting class coming in and have been playing good basketball in the month of February."

Mitch Holthus, ESPN College Basketball Broadcaster



IOWA
HAWKEYES



ILLINOIS
FIGHTING ILLINI

2011-12	BIG TEN	AP	ESPN	RPI
16-15	8-10	NR	NR	133

2011-12	BIG TEN	AP	ESPN	RPI
17-12	7-10	NR	NR	80

IOWA vs. ILLINOIS // GAME 32
March 8, 2012 (Bankers Life Fieldhouse; Indianapolis, Indiana)

Iowa Player Broadcast Notes



0

Gabriel Olaseni • C

	MIN	PTS	REB	BLK	STL	FG%	FT%
SEASON	5.1	1.4	1.3	0.4	0.3	.438	.615
BIG TEN	4.1	0.4	0.8	0.4	0.4	.200	.400
CAREER	5.1	1.4	1.3	0.4	0.3	.438	.615

6-10 • 225 • Fr. • London, England

- Seen action in 16 games, including six of the last 10
- Credited with career-high 2 stls at Penn State (Feb. 16)
- Played 9 mins, netting 2 pts & blocking 2 shots at Indiana
- Grabbed a personal-best 5 rebounds vs. Northern Illinois
- Tied season high with 8 pts vs. UCA and blocked 3 shots



1

Melsahn Basabe • F

	MIN	PTS	REB	BLK	STL	FG%	FT%
SEASON	20.4	7.7	4.8	1.0	0.5	.511	.632
BIG TEN	19.0	6.5	3.9	1.1	0.5	.529	.529
CAREER	22.4	9.4	5.8	1.2	0.5	.546	.676

6-7 • 225 • So. • Glen Cove, N.Y.

- Averaged 6.9 pts, 3.9 rbs & 1.6 blks in Iowa's last 7 games
- Scored in double digits 28 career times, 12x this season
- Rejected 10 shots the last five games combined (2.0 avg.)
- Iowa's shot block leader with 31 rejections
- Nine career double-doubles, three this season



2

Josh Oglesby • G

	MIN	PTS	REB	AST	STL	FG%	FT%
SEASON	18.6	6.2	1.6	1.2	0.2	.382	.735
BIG TEN	18.7	5.2	1.4	1.0	0.2	.330	.824
CAREER	18.6	6.2	1.6	1.2	0.2	.382	.735

6-5 • 185 • Fr. • Cedar Rapids, Iowa

- Averaged 7.3 points the last 3 games (Illinois, Neb. & NW)
- Had 5 pts, 4 rbs & 3 asts in home finale vs. Northwestern
- Double digits in 2 league games, both vs. Indiana (24 & 11)
- 57% of his pts come from 3-pt territory (109-of-192 pts)
- Led Iowa in scoring vs. NIU, Creighton, Clemson, Indiana



4

Roy Devyn Marble • G/F

	MIN	PTS	REB	AST	STL	FG%	FT%
SEASON	29.3	11.1	3.8	3.6	1.6	.421	.722
BIG TEN	33.1	11.2	4.3	3.6	1.5	.407	.679
CAREER	24.2	8.4	3.1	2.5	1.1	.405	.658

6-6 • 194 • So. • Southfield, Mich.

- Averaged 10.3 pts, 4.9 rbs and 4.6 asts in February
- Double digits in 22 of last 27 games, including 13 of last 14
- Scored 11 pts in home finale vs. Northwestern
- **Ranks fifth in Big Ten assist/turnover ratio (1.9)**
- Made 8 triples first 27 games, 4 the last 4 contests




5

Matt Gatens • G

	MIN	PTS	REB	AST	STL	FG%	FT%
SEASON	34.4	15.7	3.8	1.8	1.5	.482	.846
BIG TEN	36.1	17.0	4.1	1.6	1.4	.490	.809
CAREER	34.7	12.8	3.6	2.3	1.1	.417	.861

6-5 • 212 • Sr. • Iowa City, Iowa

- Scored 118 pts last four outings (23.6)
- Led team in scoring the last six games, a career long streak
- 20 points from tying Jess Settles for sixth in Iowa career scoring
- Made 27 triples the last seven games (3.9 avg.)
- Made school-record 12 straight 3-pttrs vs. Indiana & Wisc




15

Zach McCabe • F

	MIN	PTS	REB	AST	STL	FG%	FT%
SEASON	21.0	7.3	4.5	1.0	0.8	.488	.754
BIG TEN	22.4	7.3	4.3	1.1	0.7	.484	.780
CAREER	20.3	6.5	4.0	0.9	0.8	.418	.776

6-7 • 232 • So. • Sioux City, Iowa

- Had 6 pts, 6 rbs, 1 blk & 1 ast in home finale vs. Nwstern
- Grabbed a team-high 7 rbs at Illinois on Feb. 26
- Whistled for 4+ fouls in seven of last nine games
- Double digits in 4 of the last 13 games, including 20 twice
- Had career highs in rbs (10), asts (4) & stls (4) vs. Minnesota



20

Andrew Brommer • C

	MIN	PTS	REB	AST	STL	FG%	FT%
SEASON	8.3	1.6	1.6	0.2	0.4	.682	.440
BIG TEN	5.1	0.6	0.7	0.1	0.2	.600	.667
CAREER	9.8	2.0	1.7	0.4	0.3	.547	.462

6-9 • 247 • Sr. • Rosemount, Minn.

- Thursday will be career game No. 100
- Played in 16 of the 18 Big Ten games
- Posted season bests in pts (9) and rbs (4) vs. Brown
- Missed only 7 FGs this season (15-of-22, .682)
- Had 2 pts & grabbed 1 reb in home finale vs. Nwstern




24

Bryce Cartwright • G

	MIN	PTS	REB	AST	STL	FG%	FT%
SEASON	22.7	6.1	2.1	4.3	0.8	.355	.759
BIG TEN	23.6	6.3	2.3	4.4	0.6	.415	.677
CAREER	25.5	7.3	2.2	4.4	0.8	.379	.726

6-1 • 188 • Sr. • Compton, Calif.

- Collected career assist No. 400 at Nebraska on Feb. 29
- Led or shared the team in asts in 10 of last 12 games played
- Netted 7 of his 11 pts in second half at Nebraska
- Did not play at Penn State and vs. Indiana (ankle)
- 5 asts or more 14x, including 8 of last 12 games played



25

Eric May • F

	MIN	PTS	REB	AST	STL	FG%	FT%
SEASON	16.0	4.9	2.6	1.1	0.7	.403	.625
BIG TEN	12.5	2.6	2.4	0.6	0.4	.340	.625
CAREER	24.2	7.3	3.4	1.3	1.0	.409	.634

6-5 • 217 • Jr. • Dubuque, Iowa

- Battling an injured back the last month, did not play vs. IU
- Played limited minutes the last six games due to injury
- Scored in double figures five times this season
- Led Iowa in scoring (9) and rebounding (6) vs. Ohio State
- Tied career best with 20 pts vs. North Carolina A&T




30

Aaron White • F

	MIN	PTS	REB	BLK	STL	FG%	FT%
SEASON	23.3	10.4	5.4	0.7	0.8	.502	.706
BIG TEN	27.4	11.3	5.9	0.9	0.8	.535	.682
CAREER	23.3	10.4	5.4	0.7	0.8	.502	.706

6-8 • 225 • Fr. • Strongsville, Ohio

- ESPN.com ranks White as the 15th-best freshman in 2012
- Posted double digits 13 of the last 21 outings
- Led Iowa in rebounding seven of the last eight contests
- Had 14 pts and a career-best 3 stls in last game vs. Nwstern
- 3x Big Ten Freshman of the Week (Dec. 26/Nov. 14/Feb. 6)



35

Devon Archie • C

	MIN	PTS	REB	BLK	STL	FG%	FT%
SEASON	7.5	1.3	1.9	0.3	0.3	.611	.400
BIG TEN	5.6	0.6	1.3	0.3	0.2	.500	.000
CAREER	7.8	1.5	2.4	0.3	0.3	.540	.286

6-9 • 222 • Sr. • Indianapolis, Ind.

- Received a medical redshirt in 2009-10
- Seen action in three of the last four home games
- Started Iowa's first 5 games at center this year
- Seen action in 9 of Iowa's 13 Big Ten contests
- Dunk vs. Neb. was No. 6 of ESPN's Top 10 Plays of the Day

2011-12 All-Big Ten Men's Basketball Team

As selected by Big Ten coaches

FIRST TEAM

DRAYMOND GREEN, Michigan State
John Shurna, Northwestern
Jared Sullinger, Ohio State
Robbie Hummel, Purdue
Jordan Taylor, Wisconsin

SECOND TEAM

Cody Zeller, Indiana
Trey Burke, Michigan
William Buford, Ohio State
Deshaun Thomas, Ohio State
Tim Frazier, Penn State

THIRD TEAM

Brandon Paul, Illinois
Matt Gatens, Iowa
Tim Hardaway Jr., Michigan
Keith Appling, Michigan State
Drew Crawford, Northwestern

HONORABLE MENTION

Meyers Leonard, Illinois
Christian Watford, Indiana
Aaron Craft, Ohio State
Lewis Jackson, Purdue
Jared Berggren, Wisconsin
Ryan Evans, Wisconsin

ALL-FRESHMAN TEAM

CODY ZELLER, Indiana
Aaron White, Iowa
TREY BURKE, Michigan
Branden Dawson, Michigan State
Dave Sobolewski, Northwestern

ALL-DEFENSIVE TEAM

Victor Oladipo, Indiana
Draymond Green, Michigan State
AARON CRAFT, Ohio State
Tim Frazier, Penn State
Josh Gasser, Wisconsin

PLAYER OF THE YEAR:

Draymond Green, Michigan State

DEFENSIVE PLAYER OF THE YEAR:

Aaron Craft, Ohio State

FRESHMAN OF THE YEAR:

Cody Zeller, Indiana

SIXTH MAN OF THE YEAR:

D.J. Byrd, Purdue

COACH OF THE YEAR:

Tom Izzo, Michigan State

UNANIMOUS SELECTIONS
IN ALL CAPS

As selected by Media Voting Panel

FIRST TEAM

DRAYMOND GREEN, Michigan State
John Shurna, Northwestern
Jared Sullinger, Ohio State
Tim Frazier, Penn State
Robbie Hummel, Purdue

SECOND TEAM

Cody Zeller, Indiana
Matt Gatens, Iowa
Trey Burke, Michigan
William Buford, Ohio State
Jordan Taylor, Wisconsin

THIRD TEAM

Tim Hardaway Jr., Michigan
Keith Appling, Michigan State
Drew Crawford, Northwestern
Aaron Craft, Ohio State
Deshaun Thomas, Ohio State

HONORABLE MENTION

Meyers Leonard, Illinois
Brandon Paul, Illinois
Jordan Hulls, Indiana
Victor Oladipo, Indiana
Christian Watford, Indiana
Aaron White, Iowa
Zack Novak, Michigan
Branden Dawson, Michigan State
D.J. Byrd, Purdue
Lewis Jackson, Purdue
Jared Berggren, Wisconsin
Ryan Evans, Wisconsin

PLAYER OF THE YEAR:

Draymond Green, Michigan State

FRESHMAN OF THE YEAR:

Trey Burke, Michigan

COACH OF THE YEAR:

Tom Izzo, Michigan State

UNANIMOUS SELECTIONS
IN ALL CAPS

Big Ten Sportsmanship Award Honorees

Sam Maniscalco, Illinois; Jordan Hulls, Indiana; Matt Gatens, Iowa; Stu Douglass, Michigan; **TBD, Michigan State**; Ralph Sampson III, Minnesota; Brandon Richardson, Nebraska; Nick Fruendt, Northwestern; Aaron Craft, Ohio State; Billy Oliver, Penn State; Robbie Hummel, Purdue; Rob Wilson, Wisconsin.

2012 BIG TEN MEN'S BASKETBALL TOURNAMENT

March 8-11

BANKERS LIFE FIELDHOUSE • INDIANAPOLIS, INDIANA

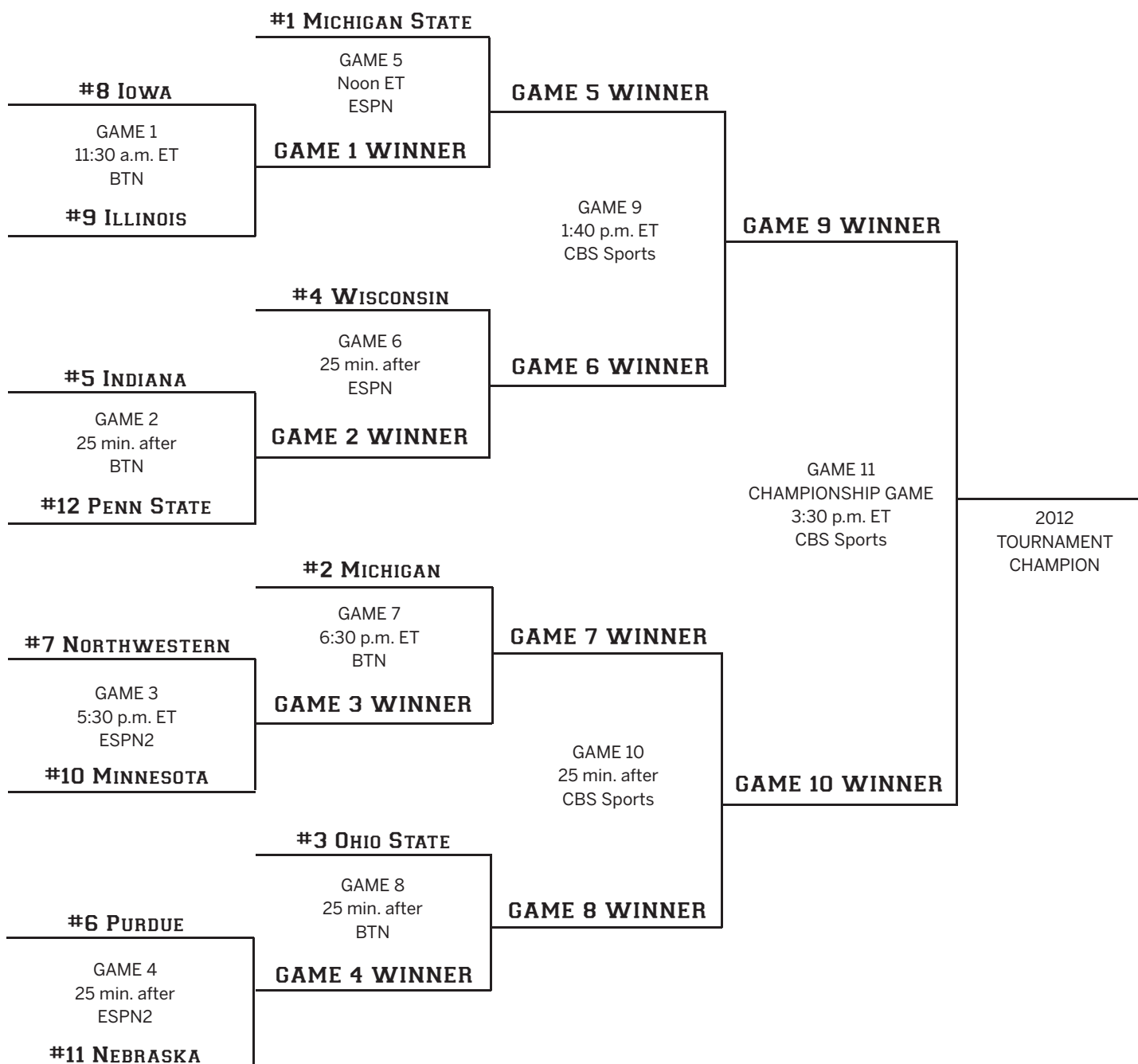


THURSDAY, MARCH 8

FRIDAY, MARCH 9

SATURDAY, MARCH 10

SUNDAY, MARCH 11



IOWA HAWKEYE BASKETBALL
Iowa Combined Team Statistics (as of Mar 03, 2012)
All games

Overall record: 16-15 Conf: 8-10 Home: 13-6 Away: 3-8 Neutral: 0-1

#	Player	gp-gs	min	avg	Total		3-Point		F-Throw		Rebounds				pf	dq	a	to	blk	stl	pts	avg
					fg-fga	fg%	3fg-fga	3fg%	ft-fa	ft%	off	def	tot	avg								
05	Gatens, Matt	31-31	1066	34.4	160-332	.482	69-161	.429	99-117	.846	33	85	118	3.8	57	0	57	33	5	46	488	15.7
04	Marble, Roy Devyn	31-23	908	29.3	118-280	.421	12-41	.293	96-133	.722	36	83	119	3.8	52	0	112	57	13	49	344	11.1
30	White, Aaron	31-10	721	23.3	112-223	.502	14-47	.298	84-119	.706	61	107	168	5.4	61	2	27	47	21	26	322	10.4
01	Basabe, Melsahn	31-21	631	20.4	90-176	.511	0-0	.000	60-95	.632	50	98	148	4.8	59	0	11	44	31	17	240	7.7
15	McCabe, Zach	31-26	652	21.0	82-168	.488	17-39	.436	46-61	.754	57	82	139	4.5	107	6	32	52	7	26	227	7.3
02	Oglesby, Josh	31-5	578	18.6	65-170	.382	37-108	.343	25-34	.735	8	43	51	1.6	24	0	38	15	2	6	192	6.2
24	Cartwright, Bryce	28-13	636	22.7	61-172	.355	4-21	.190	44-58	.759	6	52	58	2.1	38	0	120	71	0	22	170	6.1
25	May, Eric	29-21	465	16.0	56-139	.403	14-40	.350	15-24	.625	22	53	75	2.6	42	1	33	31	7	20	141	4.9
20	Brommer, Andrew	26-0	216	8.3	15-22	.682	0-0	.000	11-25	.440	17	25	42	1.6	39	0	5	14	3	10	41	1.6
00	Olaseni, Gabriel	16-0	81	5.1	7-16	.438	0-0	.000	8-13	.615	8	12	20	1.3	10	0	3	7	7	4	22	1.4
35	Archie, Devon	18-5	135	7.5	11-18	.611	0-0	.000	2-5	.400	10	24	34	1.9	17	0	3	12	6	6	24	1.3
32	Stubbs, Branden	12-0	39	3.3	5-9	.556	2-3	.667	2-2	1.000	0	3	3	0.3	3	0	6	6	0	4	14	1.2
13	Denning, Kyle	4-0	9	2.3	1-2	.500	0-1	.000	2-2	1.000	0	1	1	0.3	0	0	0	1	0	0	4	1.0
34	Stokes, Darius	11-0	35	3.2	2-5	.400	0-0	.000	0-0	.000	2	7	9	0.8	6	0	2	2	2	1	4	0.4
14	McCarty, Stephen	8-0	19	2.4	1-5	.200	0-1	.000	0-0	.000	1	0	1	0.1	2	0	0	2	0	0	2	0.3
03	Cox, Cody	3-0	7	2.3	0-0	.000	0-0	.000	0-0	.000	0	1	1	0.3	1	0	0	1	0	0	0	0.0
11	Rickert, Christopher	1-0	2	2.0	0-0	.000	0-0	.000	0-0	.000	0	0	0	0.0	0	0	0	0	0	0	0	0.0
Team											38	47	85		5			4				
Total.....		31	6200		786-1737	.453	169-462	.366	494-688	.718	349	723	1072	34.6	523	9	449	399	104	237	2235	72.1
Opponents.....		31	6200		790-1751	.451	210-610	.344	411-571	.720	336	719	1055	34.0	587	9	444	430	91	177	2201	71.0

TEAM STATISTICS			IOWA	OPP	Date	Opponent	Score	Att.			
SCORING			2235	2201		11/11/11	CHICAGO STATE	W	96-53	12897	
Points per game			72.1	71.0		11/14/11	NORTH CAROLINA A&T	W	95-79	8891	
Scoring margin			+1.1	-		11/17/11	NORTHERN ILLINOIS	W	88-55	9666	
FIELD GOALS-ATT			786-1737	790-1751	#	11/20/11	vs Creighton	L	59-82	12746	
Field goal pct			.453	.451		11/23/11	CAMPBELL	L	61-77	10501	
3 POINT FG-ATT			169-462	210-610		11/26/11	IPFW	W	82-72	9904	
3-point FG pct			.366	.344	^	11/29/11	CLEMSON	L	55-71	10449	
3-pt FG made per game			5.5	6.8		12/03/11	BROWN	W	75-54	10399	
FREE THROWS-ATT			494-688	411-571		12/06/11	at Northern Iowa	L	60-80	6834	
Free throw pct			.718	.720		12/09/11	at Iowa State	L	76-86	14356	
F-Throws made per game			15.9	13.3		12/17/11	DRAKE	W	82-68	10479	
REBOUNDS			1072	1055		12/19/11	CENTRAL ARKANSAS	W	105-64	9382	
Rebounds per game			34.6	34.0		12/22/11	BOISE STATE	W	81-72	13122	
Rebounding margin			+0.5	-	*	12/28/11	PURDUE	L	76-79	13314	
ASSISTS			449	444	*	12/31/11	at Wisconsin	W	72-65	17230	
Assists per game			14.5	14.3	*	01/04/12	at Minnesota	W	64-62	12018	
TURNOVERS			399	430	*	01/07/12	OHIO STATE	L	47-76	15400	
Turnovers per game			12.9	13.9	*	01/10/12	at Michigan State	L	61-95	14797	
Turnover margin			+1.0	-	*	01/14/12	MICHIGAN	W	75-59	12366	
Assist/turnover ratio			1.1	1.0	*	01/17/12	at Purdue	L	68-75	14134	
STEALS			237	177	*	01/26/12	NEBRASKA	L	73-79	10538	
Steals per game			7.6	5.7	*	01/29/12	at Indiana	L	89-103	17243	
BLOCKS			104	91	*	02/01/12	MINNESOTA	W	63-59	11232	
Blocks per game			3.4	2.9	*	02/04/12	PENN STATE	W	77-64	13510	
ATTENDANCE			224980	149259	*	02/09/12	at Northwestern	L	64-83	6013	
Home games-Avg/Game			19-11841	11-12410	*	2/16/12	at Penn State	L	64-69	6794	
Neutral site-Avg/Game			-	1-12746	*	02/19/12	INDIANA	W	78-66	13282	
					*	02/23/12	WISCONSIN	W	67-66	14248	
Score by Periods			1st	2nd	Totals	*	02/26/12	at Illinois	L	54-65	16322
Iowa			1047	1188	2235	*	02/29/12	at Nebraska	W	62-53	10772
Opponents			1037	1164	2201	*	03/03/12	NORTHWESTERN	L	66-70	15400

= Dale Howard Classic, Des Moines, Iowa
^ = Big Ten/ACC Challenge
* = Conference game

IOWA HAWKEYE BASKETBALL
Iowa Combined Team Statistics (as of Mar 03, 2012)
Conference games

RECORD:	OVERALL	HOME	AWAY	NEUTRAL
ALL GAMES	8-10	5-4	3-6	0-0
CONFERENCE	8-10	5-4	3-6	0-0
NON-CONFERENCE	0-0	0-0	0-0	0-0

##	Player	gp-gs	min	avg	Total		3-Point		F-Throw		Rebounds				pf	dq	a	to	blk	stl	pts	avg
					fg-fga	fg%	3fg-fga	3fg%	ft-fa	ft%	off	def	tot	avg								
05	Gatens, Matt	18-18	649	36.1	101-206	.490	49-102	.480	55-68	.809	19	54	73	4.1	29	0	28	19	5	25	306	17.0
30	White, Aaron	18-10	493	27.4	68-127	.535	9-27	.333	58-85	.682	35	71	106	5.9	39	1	19	30	17	14	203	11.3
04	Marble, Roy Devyn	18-18	595	33.1	70-172	.407	9-29	.310	53-78	.679	22	55	77	4.3	29	0	64	45	8	27	202	11.2
15	McCabe, Zach	18-18	404	22.4	45-93	.484	10-23	.435	32-41	.780	30	48	78	4.3	69	4	20	36	7	12	132	7.3
01	Basabe, Melsahn	18-8	342	19.0	45-85	.529	0-0	.000	27-51	.529	26	44	70	3.9	35	0	7	26	20	9	117	6.5
24	Cartwright, Bryce	16-5	378	23.6	39-94	.415	2-10	.200	21-31	.677	3	34	37	2.3	27	0	71	48	0	10	101	6.3
02	Oglesby, Josh	18-5	337	18.7	31-94	.330	17-59	.288	14-17	.824	4	22	26	1.4	18	0	18	9	0	3	93	5.2
25	May, Eric	16-8	200	12.5	17-50	.340	3-11	.273	5-8	.625	10	28	38	2.4	18	1	9	16	2	7	42	2.6
20	Brommer, Andrew	16-0	82	5.1	3-5	.600	0-0	.000	4-6	.667	6	5	11	0.7	17	0	2	6	1	3	10	0.6
35	Archie, Devon	10-0	56	5.6	3-6	.500	0-0	.000	0-1	.000	5	8	13	1.3	7	0	1	2	3	2	6	0.6
00	Olaseni, Gabriel	9-0	37	4.1	1-5	.200	0-0	.000	2-5	.400	1	6	7	0.8	7	0	0	5	4	4	4	0.4
34	Stokes, Darius	5-0	13	2.6	1-2	.500	0-0	.000	0-0	.000	1	1	2	0.4	1	0	0	0	0	0	2	0.4
32	Stubbs, Branden	6-0	10	1.7	1-1	1.000	0-0	.000	0-0	.000	0	0	0	0.0	0	0	1	2	0	0	2	0.3
14	McCarthy, Stephen	3-0	4	1.3	0-1	.000	0-0	.000	0-0	.000	1	0	1	0.3	0	0	0	0	0	0	0	0.0
Team											26	27	53		2		2					
Total.....		18	3600		425-941	.452	99-261	.379	271-391	.693	189	403	592	32.9	298	6	240	246	67	116	1220	67.8
Opponents.....		18	3600		467-1029	.454	118-366	.322	236-321	.735	211	396	607	33.7	336	3	262	214	56	124	1288	71.6

TEAM STATISTICS	IOWA	OPP	Date	Opponent	Score	Att.
SCORING	1220	1288	*	12/28/11	PURDUE	L 76-79 13314
Points per game	67.8	71.6	*	12/31/11	at Wisconsin	W 72-65 17230
Scoring margin	-3.8	-	*	01/04/12	at Minnesota	W 64-62 12018
FIELD GOALS-ATT	425-941	467-1029	*	01/07/12	OHIO STATE	L 47-76 15400
Field goal pct	.452	.454	*	01/10/12	at Michigan State	L 61-95 14797
3 POINT FG-ATT	99-261	118-366	*	01/14/12	MICHIGAN	W 75-59 12366
3-point FG pct	.379	.322	*	01/17/12	at Purdue	L 68-75 14134
3-pt FG made per game	5.5	6.6	*	01/26/12	NEBRASKA	L 73-79 10538
FREE THROWS-ATT	271-391	236-321	*	01/29/12	at Indiana	L 89-103 17243
Free throw pct	.693	.735	*	02/01/12	MINNESOTA	W 63-59 11232
F-Throws made per game	15.1	13.1	*	02/04/12	PENN STATE	W 77-64 13510
REBOUNDS	592	607	*	02/09/12	at Northwestern	L 64-83 6013
Rebounds per game	32.9	33.7	*	2/16/12	at Penn State	L 64-69 6794
Rebounding margin	-0.8	-	*	02/19/12	INDIANA	W 78-66 13282
ASSISTS	240	262	*	02/23/12	WISCONSIN	W 67-66 14248
Assists per game	13.3	14.6	*	02/26/12	at Illinois	L 54-65 16322
TURNOVERS	246	214	*	02/29/12	at Nebraska	W 62-53 10772
Turnovers per game	13.7	11.9	*	03/03/12	NORTHWESTERN	L 66-70 15400
Turnover margin	-1.8	-				
Assist/turnover ratio	1.0	1.2				
STEALS	116	124				
Steals per game	6.4	6.9				
BLOCKS	67	56				
Blocks per game	3.7	3.1				
ATTENDANCE	119290	115323				
Home games-Avg/Game	9-13254	9-12814				
Neutral site-Avg/Game	-	0-0				

= Dale Howard Classic, Des Moines, Iowa
^ = Big Ten/ACC Challenge
* = Conference game

Score by Periods	1st	2nd	Totals
Iowa	562	658	1220
Opponents	598	690	1288

IOWA HAWKEYE BASKETBALL
Iowa Combined Team Statistics (as of Mar 04, 2012)
Non-conference games

Overall record: 8-5 Conf: 0-0 Home: 8-2 Away: 0-2 Neutral: 0-1

##	Player	gp-gs	min	avg	Total		3-Point		F-Throw		Rebounds				pf	dq	a	to	blk	stl	pts	avg
					fg-fga	fg%	3fg-fga	3fg%	ft-fa	ft%	off	def	tot	avg								
05	Gatens, Matt	13-13	417	32.1	59-126	.468	20-59	.339	44-49	.898	14	31	45	3.5	28	0	29	14	0	21	182	14.0
04	Marble, Roy Devyn	13-5	313	24.1	48-108	.444	3-12	.250	43-55	.782	14	28	42	3.2	23	0	48	12	5	22	142	10.9
01	Basabe, Melsahn	13-13	289	22.2	45-91	.495	0-0	.000	33-44	.750	24	54	78	6.0	24	0	4	18	11	8	123	9.5
30	White, Aaron	13-0	228	17.5	44-96	.458	5-20	.250	26-34	.765	26	36	62	4.8	22	1	8	17	4	12	119	9.2
02	Oglesby, Josh	13-0	241	18.5	34-76	.447	20-49	.408	11-17	.647	4	21	25	1.9	6	0	20	6	2	3	99	7.6
25	May, Eric	13-13	265	20.4	39-89	.438	11-29	.379	10-16	.625	12	25	37	2.8	24	0	24	15	5	13	99	7.6
15	McCabe, Zach	13-8	248	19.1	37-75	.493	7-16	.438	14-20	.700	27	34	61	4.7	38	2	12	16	0	14	95	7.3
24	Cartwright, Bryce	12-8	258	21.5	22-78	.282	2-11	.182	23-27	.852	3	18	21	1.8	11	0	49	23	0	12	69	5.8
20	Brommer, Andrew	10-0	134	13.4	12-17	.706	0-0	.000	7-19	.368	11	20	31	3.1	22	0	3	8	2	7	31	3.1
00	Olaseni, Gabriel	7-0	44	6.3	6-11	.545	0-0	.000	6-8	.750	7	6	13	1.9	3	0	3	2	3	0	18	2.6
35	Archie, Devon	8-5	79	9.9	8-12	.667	0-0	.000	2-4	.500	5	16	21	2.6	10	0	2	10	3	4	18	2.3
32	Stubbs, Branden	6-0	29	4.8	4-8	.500	2-3	.667	2-2	1.000	0	3	3	0.5	3	0	5	4	0	4	12	2.0
13	Denning, Kyle	4-0	9	2.3	1-2	.500	0-1	.000	2-2	1.000	0	1	1	0.3	0	0	0	1	0	0	4	1.0
14	McCarty, Stephen	5-0	15	3.0	1-4	.250	0-1	.000	0-0	.000	0	0	0	0.0	2	0	0	2	0	0	2	0.4
34	Stokes, Darius	6-0	22	3.7	1-3	.333	0-0	.000	0-0	.000	1	6	7	1.2	5	0	2	2	2	1	2	0.3
11	Rickert, Christopher	1-0	2	2.0	0-0	.000	0-0	.000	0-0	.000	0	0	0	0.0	0	0	0	0	0	0	0	0.0
03	Cox, Cody	3-0	7	2.3	0-0	.000	0-0	.000	0-0	.000	0	1	1	0.3	1	0	0	1	0	0	0	0.0
Team											12	20	32		3			2				
Total.....		13	2600		361-796	.454	70-201	.348	223-297	.751	160	320	480	36.9	225	3	209	153	37	121	1015	78.1
Opponents.....		13	2600		323-722	.447	92-244	.377	175-250	.700	125	323	448	34.5	251	6	182	216	35	53	913	70.2

TEAM STATISTICS	IOWA	OPP	Date	Opponent	Score	Att.
SCORING	1015	913	11/11/11	CHICAGO STATE	w 96-53	12897
Points per game	78.1	70.2	11/14/11	NORTH CAROLINA A&T	w 95-79	8891
Scoring margin	+7.8	-	11/17/11	NORTHERN ILLINOIS	w 88-55	9666
FIELD GOALS-ATT	361-796	323-722	# 11/20/11	vs Creighton	L 59-82	12746
Field goal pct	.454	.447	11/23/11	CAMPBELL	L 61-77	10501
3 POINT FG-ATT	70-201	92-244	11/26/11	IPFW	w 82-72	9904
3-point FG pct	.348	.377	^ 11/29/11	CLEMSON	L 55-71	10449
3-pt FG made per game	5.4	7.1	12/03/11	BROWN	w 75-54	10399
FREE THROWS-ATT	223-297	175-250	12/06/11	at Northern Iowa	L 60-80	6834
Free throw pct	.751	.700	12/09/11	at Iowa State	L 76-86	14356
F-Throws made per game	17.2	13.5	12/17/11	DRAKE	w 82-68	10479
REBOUNDS	480	448	12/19/11	CENTRAL ARKANSAS	w 105-64	9382
Rebounds per game	36.9	34.5	12/22/11	BOISE STATE	w 81-72	13122
Rebounding margin	+2.5	-				
ASSISTS	209	182				
Assists per game	16.1	14.0				
TURNOVERS	153	216				
Turnovers per game	11.8	16.6				
Turnover margin	+4.8	-				
Assist/turnover ratio	1.4	0.8				
STEALS	121	53				
Steals per game	9.3	4.1				
BLOCKS	37	35				
Blocks per game	2.8	2.7				
ATTENDANCE	105690	33936				
Home games-Avg/Game	10-10569	2-10595				
Neutral site-Avg/Game	-	1-12746				

= Dale Howard Classic, Des Moines, Iowa

^ = Big Ten/ACC Challenge

* = Conference game

Score by Periods	1st	2nd	Totals
Iowa	485	530	1015
Opponents	439	474	913

IOWA HAWKEYE BASKETBALL
Iowa Combined Team Statistics (as of Mar 04, 2012)
Home games

Overall record: 13-6 Conf: 5-4 Home: 13-6 Away: 0-0 Neutral: 0-0

##	Player	gp-gs	min	avg	Total		3-Point		F-Throw		Rebounds				pf	dq	a	to	blk	stl	pts	avg
					fg-fga	fg%	3fg-fga	3fg%	ft-fa	ft%	off	def	tot	avg								
05	Gatens, Matt	19-19	631	33.2	102-208	.490	42-101	.416	70-79	.886	22	42	64	3.4	32	0	41	16	1	28	316	16.6
04	Marble, Roy Devyn	19-12	509	26.8	69-167	.413	5-21	.238	61-81	.753	23	46	69	3.6	30	0	72	28	12	31	204	10.7
30	White, Aaron	19-5	423	22.3	66-132	.500	8-27	.296	51-69	.739	37	71	108	5.7	30	0	15	23	12	17	191	10.1
15	McCabe, Zach	19-15	385	20.3	59-112	.527	12-25	.480	29-38	.763	39	57	96	5.1	65	4	21	33	3	20	159	8.4
01	Basabe, Melsahn	19-14	399	21.0	56-109	.514	0-0	.000	44-61	.721	32	67	99	5.2	27	0	6	27	24	11	156	8.2
25	May, Eric	17-14	292	17.2	40-93	.430	13-29	.448	14-20	.700	16	37	53	3.1	24	0	25	17	5	17	107	6.3
24	Cartwright, Bryce	18-10	421	23.4	38-123	.309	1-16	.063	31-38	.816	4	39	43	2.4	22	0	82	40	0	19	108	6.0
02	Oglesby, Josh	19-2	364	19.2	35-97	.361	22-64	.344	20-25	.800	7	29	36	1.9	11	0	27	10	1	4	112	5.9
00	Olaseni, Gabriel	8-0	51	6.4	7-12	.583	0-0	.000	6-9	.667	6	7	13	1.6	7	0	3	5	3	1	20	2.5
20	Brommer, Andrew	15-0	142	9.5	12-17	.706	0-0	.000	9-23	.391	13	19	32	2.1	23	0	2	9	3	8	33	2.2
32	Stubbs, Branden	8-0	29	3.6	4-7	.571	2-3	.667	2-2	1.000	0	2	2	0.3	2	0	4	5	0	4	12	1.5
35	Archie, Devon	12-4	88	7.3	8-12	.667	0-0	.000	0-3	.000	7	17	24	2.0	10	0	3	11	6	4	16	1.3
13	Denning, Kyle	4-0	9	2.3	1-2	.500	0-1	.000	2-2	1.000	0	1	1	0.3	0	0	0	1	0	0	4	1.0
14	McCarty, Stephen	6-0	17	2.8	1-5	.200	0-1	.000	0-0	.000	1	0	1	0.2	2	0	0	2	0	0	2	0.3
34	Stokes, Darius	8-0	31	3.9	1-4	.250	0-0	.000	0-0	.000	1	7	8	1.0	6	0	2	2	1	1	2	0.3
03	Cox, Cody	3-0	7	2.3	0-0	.000	0-0	.000	0-0	.000	0	1	1	0.3	1	0	0	1	0	0	0	0.0
11	Rickert, Christopher	1-0	2	2.0	0-0	.000	0-0	.000	0-0	.000	0	0	0	0.0	0	0	0	0	0	0	0	0.0
Team											19	27	46		1		3					
Total.....		19	3800		499-1100	.454	105-288	.365	339-450	.753	227	469	696	36.6	293	4	303	233	71	165	1442	75.9
Opponents.....		19	3800		474-1083	.438	129-367	.351	206-305	.675	197	448	645	33.9	371	7	256	290	49	95	1283	67.5

TEAM STATISTICS	IOWA	OPP	Date	Opponent	Score	Att.
SCORING	1442	1283	11/11/11	CHICAGO STATE	w 96-53	12897
Points per game	75.9	67.5	11/14/11	NORTH CAROLINA A&T	w 95-79	8891
Scoring margin	+8.4	-	11/17/11	NORTHERN ILLINOIS	w 88-55	9666
FIELD GOALS-ATT	499-1100	474-1083	11/23/11	CAMPBELL	L 61-77	10501
Field goal pct	.454	.438	11/26/11	IPFW	w 82-72	9904
3 POINT FG-ATT	105-288	129-367	^ 11/29/11	CLEMSON	L 55-71	10449
3-point FG pct	.365	.351	12/03/11	BROWN	w 75-54	10399
3-pt FG made per game	5.5	6.8	12/17/11	DRAKE	w 82-68	10479
FREE THROWS-ATT	339-450	206-305	12/19/11	CENTRAL ARKANSAS	w 105-64	9382
Free throw pct	.753	.675	12/22/11	BOISE STATE	w 81-72	13122
F-Throws made per game	17.8	10.8	* 12/28/11	PURDUE	L 76-79	13314
REBOUNDS	696	645	* 01/07/12	OHIO STATE	L 47-76	15400
Rebounds per game	36.6	33.9	* 01/14/12	MICHIGAN	w 75-59	12366
Rebounding margin	+2.7	-	* 01/26/12	NEBRASKA	L 73-79	10538
ASSISTS	303	256	* 02/01/12	MINNESOTA	w 63-59	11232
Assists per game	15.9	13.5	* 02/04/12	PENN STATE	w 77-64	13510
TURNOVERS	233	290	* 02/19/12	INDIANA	w 78-66	13282
Turnovers per game	12.3	15.3	* 02/23/12	WISCONSIN	w 67-66	14248
Turnover margin	+3.0	-	* 03/03/12	NORTHWESTERN	L 66-70	15400
Assist/turnover ratio	1.3	0.9				
STEALS	165	95				
Steals per game	8.7	5.0				
BLOCKS	71	49				
Blocks per game	3.7	2.6				
ATTENDANCE	224980	0				
Home games-Avg/Game	19-11841	0-0				
Neutral site-Avg/Game	-	0-0				

= Dale Howard Classic, Des Moines, Iowa

^ = Big Ten/ACC Challenge

* = Conference game

Score by Periods	1st	2nd	Totals
Iowa	706	736	1442
Opponents	589	694	1283

IOWA HAWKEYE BASKETBALL
Iowa Combined Team Statistics (as of Mar 05, 2012)
Away games

RECORD:	OVERALL	HOME	AWAY	NEUTRAL
ALL GAMES	3-9	0-0	3-8	0-1
CONFERENCE	3-6	0-0	3-6	0-0
NON-CONFERENCE	0-3	0-0	0-2	0-1

##	Player	gp-gs	min	avg	Total		3-Point		F-Throw		Rebounds				pf	dq	a	to	blk	stl	pts	avg
					fg-fga	fg%	3fg-fga	3fg%	ft-fa	ft%	off	def	tot	avg								
05	Gatens, Matt	12-12	435	36.2	58-124	.468	27-60	.450	29-38	.763	11	43	54	4.5	25	0	16	17	4	18	172	14.3
04	Marble, Roy Devyn	12-11	399	33.2	49-113	.434	7-20	.350	35-52	.673	13	37	50	4.2	22	0	40	29	1	18	140	11.7
30	White, Aaron	12-5	298	24.8	46-91	.505	6-20	.300	33-50	.660	24	36	60	5.0	31	2	12	24	9	9	131	10.9
01	Basabe, Melsahn	12-7	232	19.3	34-67	.507	0-0	.000	16-34	.471	18	31	49	4.1	32	0	5	17	7	6	84	7.0
02	Oglesby, Josh	12-3	214	17.8	30-73	.411	15-44	.341	5-9	.556	1	14	15	1.3	13	0	11	5	1	2	80	6.7
24	Cartwright, Bryce	10-3	215	21.5	23-49	.469	3-5	.600	13-20	.650	2	13	15	1.5	16	0	38	31	0	3	62	6.2
15	McCabe, Zach	12-11	267	22.3	23-56	.411	5-14	.357	17-23	.739	18	25	43	3.6	42	2	11	19	4	6	68	5.7
25	May, Eric	12-7	173	14.4	16-46	.348	1-11	.091	1-4	.250	6	16	22	1.8	18	1	8	14	2	3	34	2.8
35	Archie, Devon	6-1	47	7.8	3-6	.500	0-0	.000	2-2	1.000	3	7	10	1.7	7	0	0	1	0	2	8	1.3
20	Brommer, Andrew	11-0	74	6.7	3-5	.600	0-0	.000	2-2	1.000	4	6	10	0.9	16	0	3	5	0	2	8	0.7
34	Stokes, Darius	3-0	4	1.3	1-1	1.000	0-0	.000	0-0	.000	1	0	1	0.3	0	0	0	0	1	0	2	0.7
32	Stubbs, Branden	4-0	10	2.5	1-2	.500	0-0	.000	0-0	.000	0	1	1	0.3	1	0	2	1	0	0	2	0.5
00	Olaseni, Gabriel	8-0	30	3.8	0-4	.000	0-0	.000	2-4	.500	2	5	7	0.9	3	0	0	2	4	3	2	0.3
14	McCarty, Stephen	2-0	2	1.0	0-0	.000	0-0	.000	0-0	.000	0	0	0	0.0	0	0	0	0	0	0	0	0.0
Team											19	20	39		4		1					
Total.....		12	2400		287-637	.451	64-174	.368	155-238	.651	122	254	376	31.3	230	5	146	166	33	72	793	66.1
Opponents.....		12	2400		316-668	.473	81-243	.333	205-266	.771	139	271	410	34.2	216	2	188	140	42	82	918	76.5

TEAM STATISTICS	IOWA	OPP
SCORING	793	918
Points per game	66.1	76.5
Scoring margin	-10.4	-
FIELD GOALS-ATT	287-637	316-668
Field goal pct	.451	.473
3 POINT FG-ATT	64-174	81-243
3-point FG pct	.368	.333
3-pt FG made per game	5.3	6.8
FREE THROWS-ATT	155-238	205-266
Free throw pct	.651	.771
F-Throws made per game	12.9	17.1
REBOUNDS	376	410
Rebounds per game	31.3	34.2
Rebounding margin	-2.8	-
ASSISTS	146	188
Assists per game	12.2	15.7
TURNOVERS	166	140
Turnovers per game	13.8	11.7
Turnover margin	-2.2	-
Assist/turnover ratio	0.9	1.3
STEALS	72	82
Steals per game	6.0	6.8
BLOCKS	33	42
Blocks per game	2.8	3.5
ATTENDANCE	0	149259
Home games-Avg/Game	0-0	11-12410
Neutral site-Avg/Game	-	1-12746

Date	Opponent		Score	Att.
# 11/20/11	vs Creighton	L	59-82	12746
12/06/11	at Northern Iowa	L	60-80	6834
12/09/11	at Iowa State	L	76-86	14356
* 12/31/11	at Wisconsin	W	72-65	17230
* 01/04/12	at Minnesota	W	64-62	12018
* 01/10/12	at Michigan State	L	61-95	14797
* 01/17/12	at Purdue	L	68-75	14134
* 01/29/12	at Indiana	L	89-103	17243
* 02/09/12	at Northwestern	L	64-83	6013
* 2/16/12	at Penn State	L	64-69	6794
* 02/26/12	at Illinois	L	54-65	16322
* 02/29/12	at Nebraska	W	62-53	10772

= Dale Howard Classic, Des Moines, Iowa

^ = Big Ten/ACC Challenge

* = Conference game

Score by Periods	1st	2nd	Totals
Iowa	341	452	793
Opponents	448	470	918

IOWA HAWKEYE BASKETBALL

Iowa Combined Team Statistics (as of Mar 04, 2012)

Games won

Overall record: 16-0 Conf: 8-0 Home: 13-0 Away: 3-0 Neutral: 0-0

##	Player	gp-gs	min	avg	Total		3-Point		F-Throw		Rebounds				pf	dq	a	to	blk	stl	pts	avg
					fg-fga	fg%	3fg-fga	3fg%	ft-fa	ft%	off	def	tot	avg								
05	Gatens, Matt	16-16	532	33.2	92-179	.514	41-89	.461	61-74	.824	23	44	67	4.2	21	0	38	11	3	25	286	17.9
30	White, Aaron	16-5	377	23.6	66-124	.532	9-25	.360	45-62	.726	36	61	97	6.1	30	0	17	23	11	15	186	11.6
04	Marble, Roy Devyn	16-11	429	26.8	57-137	.416	6-20	.300	43-66	.652	20	51	71	4.4	26	0	62	27	6	28	163	10.2
01	Basabe, Melsahn	16-11	342	21.4	53-102	.520	0-0	.000	42-59	.712	29	63	92	5.8	28	0	6	23	20	13	148	9.3
15	McCabe, Zach	16-13	331	20.7	47-89	.528	12-23	.522	25-32	.781	34	46	80	5.0	48	1	19	25	0	14	131	8.2
24	Cartwright, Bryce	15-7	354	23.6	37-103	.359	1-11	.091	35-41	.854	5	32	37	2.5	19	0	71	31	0	13	110	7.3
25	May, Eric	14-11	246	17.6	34-71	.479	10-21	.476	8-11	.727	12	28	40	2.9	16	0	24	13	5	12	86	6.1
02	Oglesby, Josh	16-3	290	18.1	27-79	.342	15-52	.288	12-17	.706	6	24	30	1.9	10	0	25	5	1	3	81	5.1
00	Olaseni, Gabriel	7-0	41	5.9	6-12	.500	0-0	.000	6-8	.750	6	6	12	1.7	6	0	2	4	3	0	18	2.6
20	Brommer, Andrew	12-0	111	9.3	10-14	.714	0-0	.000	5-17	.294	11	16	27	2.3	23	0	3	8	3	7	25	2.1
32	Stubbs, Branden	5-0	25	5.0	4-7	.571	2-3	.667	0-0	.000	0	2	2	0.4	2	0	4	4	0	4	10	2.0
35	Archie, Devon	9-3	67	7.4	5-7	.714	0-0	.000	0-2	.000	5	13	18	2.0	7	0	3	7	2	5	10	1.1
13	Denning, Kyle	4-0	9	2.3	1-2	.500	0-1	.000	2-2	1.000	0	1	1	0.3	0	0	0	1	0	0	4	1.0
14	McCarty, Stephen	4-0	13	3.3	1-4	.250	0-1	.000	0-0	.000	0	0	0	0.0	2	0	0	0	0	0	2	0.5
34	Stokes, Darius	6-0	24	4.0	1-3	.333	0-0	.000	0-0	.000	1	5	6	1.0	5	0	2	2	0	0	2	0.3
03	Cox, Cody	3-0	7	2.3	0-0	.000	0-0	.000	0-0	.000	0	1	1	0.3	1	0	0	1	0	0	0	0.0
11	Rickert, Christopher	1-0	2	2.0	0-0	.000	0-0	.000	0-0	.000	0	0	0	0.0	0	0	0	0	0	0	0	0.0
Team											17	29	46				4					
Total.....		16	3200		441-933	.473	96-246	.390	284-391	.726	205	422	627	39.2	244	1	276	189	54	139	1262	78.9
Opponents.....		16	3200		370-924	.400	100-342	.292	171-250	.684	175	360	535	33.4	318	8	201	238	45	74	1011	63.2

TEAM STATISTICS	IOWA	OPP	Date	Opponent	Score	Att.
SCORING	1262	1011	11/11/11	CHICAGO STATE	w 96-53	12897
Points per game	78.9	63.2	11/14/11	NORTH CAROLINA A&T	w 95-79	8891
Scoring margin	+15.7	-	11/17/11	NORTHERN ILLINOIS	w 88-55	9666
FIELD GOALS-ATT	441-933	370-924	11/26/11	IPFW	w 82-72	9904
Field goal pct	.473	.400	12/03/11	BROWN	w 75-54	10399
3 POINT FG-ATT	96-246	100-342	12/17/11	DRAKE	w 82-68	10479
3-point FG pct	.390	.292	12/19/11	CENTRAL ARKANSAS	w 105-64	9382
3-pt FG made per game	6.0	6.3	12/22/11	BOISE STATE	w 81-72	13122
FREE THROWS-ATT	284-391	171-250	* 12/31/11	at Wisconsin	w 72-65	17230
Free throw pct	.726	.684	* 01/04/12	at Minnesota	w 64-62	12018
F-Throws made per game	17.8	10.7	* 01/14/12	MICHIGAN	w 75-59	12366
REBOUNDS	627	535	* 02/01/12	MINNESOTA	w 63-59	11232
Rebounds per game	39.2	33.4	* 02/04/12	PENN STATE	w 77-64	13510
Rebounding margin	+5.8	-	* 02/19/12	INDIANA	w 78-66	13282
ASSISTS	276	201	* 02/23/12	WISCONSIN	w 67-66	14248
Assists per game	17.3	12.6	* 02/29/12	at Nebraska	w 62-53	10772
TURNOVERS	189	238	# = Dale Howard Classic, Des Moines, Iowa			
Turnovers per game	11.8	14.9	^ = Big Ten/ACC Challenge			
Turnover margin	+3.1	-	* = Conference game			
Assist/turnover ratio	1.5	0.8				
STEALS	139	74				
Steals per game	8.7	4.6				
BLOCKS	54	45				
Blocks per game	3.4	2.8				
ATTENDANCE	149378	40020				
Home games-Avg/Game	13-11491	3-13340				
Neutral site-Avg/Game	-	0-0				

Score by Periods	1st	2nd	Totals
Iowa	609	653	1262
Opponents	453	558	1011

IOWA HAWKEYE BASKETBALL
Iowa Combined Team Statistics (as of Mar 04, 2012)
Games lost

RECORD:	OVERALL	HOME	AWAY	NEUTRAL
ALL GAMES	0-15	0-6	0-8	0-1
CONFERENCE	0-10	0-4	0-6	0-0
NON-CONFERENCE	0-5	0-2	0-2	0-1

##	Player	gp-gs	min	avg	Total		3-Point		F-Throw		Rebounds				pf	dq	a	to	blk	stl	pts	avg
					fg-fga	fg%	3fg-fga	3fg%	ft-fa	ft%	off	def	tot	avg								
05	Gatens, Matt	15-15	534	35.6	68-153	.444	28-72	.389	38-43	.884	10	41	51	3.4	36	0	19	22	2	21	202	13.5
04	Marble, Roy Devyn	15-12	479	31.9	61-143	.427	6-21	.286	53-67	.791	16	32	48	3.2	26	0	50	30	7	21	181	12.1
30	White, Aaron	15-5	344	22.9	46-99	.465	5-22	.227	39-57	.684	25	46	71	4.7	31	2	10	24	10	11	136	9.1
02	Oglesby, Josh	15-2	288	19.2	38-91	.418	22-56	.393	13-17	.765	2	19	21	1.4	14	0	13	10	1	3	111	7.4
15	McCabe, Zach	15-13	321	21.4	35-79	.443	5-16	.313	21-29	.724	23	36	59	3.9	59	5	13	27	7	12	96	6.4
01	Basabe, Melsahn	15-10	289	19.3	37-74	.500	0-0	.000	18-36	.500	21	35	56	3.7	31	0	5	21	11	4	92	6.1
24	Cartwright, Bryce	13-6	282	21.7	24-69	.348	3-10	.300	9-17	.529	1	20	21	1.6	19	0	49	40	0	9	60	4.6
25	May, Eric	15-10	219	14.6	22-68	.324	4-19	.211	7-13	.538	10	25	35	2.3	26	1	9	18	2	8	55	3.7
35	Archie, Devon	9-2	68	7.6	6-11	.545	0-0	.000	2-3	.667	5	11	16	1.8	10	0	0	5	4	1	14	1.6
20	Brommer, Andrew	14-0	105	7.5	5-8	.625	0-0	.000	6-8	.750	6	9	15	1.1	16	0	2	6	0	3	16	1.1
32	Stubbs, Branden	7-0	14	2.0	1-2	.500	0-0	.000	2-2	1.000	0	1	1	0.1	1	0	2	2	0	0	4	0.6
00	Olaseni, Gabriel	9-0	40	4.4	1-4	.250	0-0	.000	2-5	.400	2	6	8	0.9	4	0	1	3	4	4	4	0.4
34	Stokes, Darius	5-0	11	2.2	1-2	.500	0-0	.000	0-0	.000	1	2	3	0.6	1	0	0	0	2	1	2	0.4
14	McCarty, Stephen	4-0	6	1.5	0-1	.000	0-0	.000	0-0	.000	1	0	1	0.3	0	0	0	2	0	0	0	0.0
Team											21	18	39		5							
Total.....		15	3000		345-804	.429	73-216	.338	210-297	.707	144	301	445	29.7	279	8	173	210	50	98	973	64.9
Opponents.....		15	3000		420-827	.508	110-268	.410	240-321	.748	161	359	520	34.7	269	1	243	192	46	103	1190	79.3

TEAM STATISTICS	IOWA	OPP
SCORING	973	1190
Points per game	64.9	79.3
Scoring margin	-14.5	-
FIELD GOALS-ATT	345-804	420-827
Field goal pct	.429	.508
3 POINT FG-ATT	73-216	110-268
3-point FG pct	.338	.410
3-pt FG made per game	4.9	7.3
FREE THROWS-ATT	210-297	240-321
Free throw pct	.707	.748
F-Throws made per game	14.0	16.0
REBOUNDS	445	520
Rebounds per game	29.7	34.7
Rebounding margin	-5.0	-
ASSISTS	173	243
Assists per game	11.5	16.2
TURNOVERS	210	192
Turnovers per game	14.0	12.8
Turnover margin	-1.2	-
Assist/turnover ratio	0.8	1.3
STEALS	98	103
Steals per game	6.5	6.9
BLOCKS	50	46
Blocks per game	3.3	3.1
ATTENDANCE	75602	109239
Home games-Avg/Game	6-12600	8-12062
Neutral site-Avg/Game	-	1-12746

	Date	Opponent		Score	Att.
#	11/20/11	vs Creighton	L	59-82	12746
	11/23/11	CAMPBELL	L	61-77	10501
^	11/29/11	CLEMSON	L	55-71	10449
	12/06/11	at Northern Iowa	L	60-80	6834
	12/09/11	at Iowa State	L	76-86	14356
*	12/28/11	PURDUE	L	76-79	13314
*	01/07/12	OHIO STATE	L	47-76	15400
*	01/10/12	at Michigan State	L	61-95	14797
*	01/17/12	at Purdue	L	68-75	14134
*	01/26/12	NEBRASKA	L	73-79	10538
*	01/29/12	at Indiana	L	89-103	17243
*	02/09/12	at Northwestern	L	64-83	6013
*	2/16/12	at Penn State	L	64-69	6794
*	02/26/12	at Illinois	L	54-65	16322
*	03/03/12	NORTHWESTERN	L	66-70	15400

= Dale Howard Classic, Des Moines, Iowa

^ = Big Ten/ACC Challenge

* = Conference game

Score by Periods	1st	2nd	Totals
Iowa	438	535	973
Opponents	584	606	1190



IOWA HAWKEYE BASKETBALL

Updated Iowa Player Bio

Devon Archie



35

Sr., 6-9, 222, Forward
Indianapolis, Ind.
Vincennes CC

- Sidelined due to injury in 2009-10; received a medical redshirt
- Didn't start playing basketball until high school. He played on the junior varsity squad his junior season and varsity year his senior year.
- Seen action in 10 of the 14 Big Ten games this season
- Dunk in home game vs. Nebraska was No. 6 on ESPN's "Top 10 Plays of the Day" on Jan. 27
- Career 54 percent shooter from the field
- Started five career games, all this year
- Started his first career game in Iowa's 2011-12 season opener vs. Chicago State recording four points and two rebounds
- Grabbed six rebounds in win over NC A&T
- Pulled down a team-high seven rebounds and matched a career high with two steals in win over Northern Illinois

2011-12 Game-by-Game

				Total		3-Pointers		Free throws		Rebounds											
Opponent	Date	gs	min	fg-fga	pct	3fg-fga	pct	ft-fa	pct	off	def	tot	avg	pf	a	t/o	blk	stl	pts	avg	
CHICAGO STATE	11/11/11	*	17	2-2	1.000	0-0	.000	0-0	.000	1	1	2	2.0	2	1	2	0	1	4	4.0	
NORTH CAROLINA A&T	11/14/11	*	13	0-2	.000	0-0	.000	0-0	.000	1	5	6	4.0	3	1	2	1	0	0	2.0	
NORTHERN ILLINOIS	11/17/11	*	16	2-2	1.000	0-0	.000	0-2	.000	1	6	7	5.0	1	0	1	0	2	4	2.7	
vs Creighton	11/20/11	*	14	1-2	.500	0-0	.000	2-2	1.000	1	2	3	4.5	0	0	0	0	0	4	3.0	
CAMPBELL	11/23/11	*	9	1-2	.500	0-0	.000	0-0	.000	1	1	2	4.0	2	0	3	1	1	2	2.8	
CLEMSON	11/29/11		2	0-0	.000	0-0	.000	0-0	.000	0	0	0	3.3	0	0	0	0	0	0	2.3	
at Northern Iowa	12/06/11		4	1-1	1.000	0-0	.000	0-0	.000	0	1	1	3.0	2	0	1	0	0	2	2.3	
CENTRAL ARKANSAS	12/19/11		4	1-1	1.000	0-0	.000	0-0	.000	0	0	0	2.6	0	0	1	1	0	2	2.3	
at Minnesota	01/04/12		9	0-0	.000	0-0	.000	0-0	.000	0	0	0	2.3	1	0	0	0	2	0	2.0	
OHIO STATE	01/07/12		11	1-2	.500	0-0	.000	0-0	.000	1	2	3	2.4	2	0	1	2	0	2	2.0	
at Michigan State	01/10/12		4	0-2	.000	0-0	.000	0-0	.000	2	0	2	2.4	0	0	0	0	0	0	1.8	
MICHIGAN	01/14/12		2	0-0	.000	0-0	.000	0-0	.000	1	0	1	2.3	0	0	0	0	0	0	1.7	
at Purdue	01/17/12		7	0-0	.000	0-0	.000	0-0	.000	0	2	2	2.2	1	0	0	0	0	0	1.5	
NEBRASKA	01/26/12		8	1-1	1.000	0-0	.000	0-1	.000	0	1	1	2.1	0	0	0	1	0	2	1.6	
at Indiana	01/29/12		9	1-1	1.000	0-0	.000	0-0	.000	0	2	2	2.1	3	0	0	0	0	2	1.6	
MINNESOTA	02/01/12		1	0-0	.000	0-0	.000	0-0	.000	0	0	0	2.0	0	0	0	0	0	0	1.5	
PENN STATE	02/04/12		3	0-0	.000	0-0	.000	0-0	.000	0	0	0	1.9	0	0	1	0	0	0	1.4	
INDIANA	02/19/12		2	0-0	.000	0-0	.000	0-0	.000	1	1	2	1.9	0	1	0	0	0	0	1.3	
Totals			5	135	11-18	.611	0-0	.000	2-5	.400	10	24	34	1.9	17	3	12	6	6	24	1.3

Games played: 18
Minutes/game: 7.5
Points/game: 1.3
FG Pct: 61.1
FT Pct: 40.0

Rebounds/game: 1.9
Assists/game: 0.2
Turnovers/game: 0.7
Assist/turnover ratio: 0.3
Steals/game: 0.3
Blocks/game: 0.3

- Tied a career high with two steals in win at Minnesota
- Had a season-high two blocks vs. #6 Ohio State

Personal Bests

Points: 10 vs. Xavier, 11/19/10
Rebounds: 11 vs. Xavier, 11/19/10
FGM: 3, 2x, last vs. SIUE, 11/26/10
FGA: 5 vs. SIUE, 11/26/10
3-pt FG: ---
3-pt FGA: ---
FTM: 4 vs. Xavier, 11/19/10
FTA: 7 vs. Xavier, 11/19/10
Assists: 2, 2x, last vs. N'western, 1/12/11
Steals: 2, 3x, last at Minnesota, 1/4/12
Blocks: 3 at Purdue, 1/9/11
Minutes: 21, vs. SIUE, 11/26/10

CAREER STATISTICS

YEAR	G/GS	FG-A	PCT	3-PT	PCT	FT-A	PCT	RB	AVG	PF-FO	AS	TO	BK	ST	PTS	AVG
Junior	23/0	16-32	.500	0-0	.000	6-23	.261	66	2.9	15-0	8	10	7	6	38	1.7
Senior	18/5	11-18	.611	0-0	.000	2-5	.400	34	1.9	17-0	3	12	6	6	24	1.3
TOTALS	41/5	27-50	.540	0-0	.000	8-28	.286	100	2.4	32-0	11	21	13	12	62	1.5



IOWA HAWKEYE BASKETBALL

Updated Iowa Player Bio

Melsahn Basabe

2011-12 Game-by-Game



1

So., 6-7, 225, Forward
Glen Cove, N.Y.
St. Mark's

- 2011 Big Ten Conference all-Freshman team
- 2011 Honorable mention All-Big Ten by league coaches and media
- Has nine career double-doubles, including three this season (NC A&T, Brown, Boise State)
- Blocked 10 shots in the last five contests (2.0 avg.)
- Career 54.6 percent shooter from the field
- Ranks second in team rebounding (4.9)
- Tallied 14 points and grabbed five rebounds in win over Chicago State
- Posted his first double-double of the season totaling 15 points and 10 rebounds in win over NC A&T
- Notched a double-double with team highs in points (14) and rebounding (10) in victory over Brown
- Scored a season-best 18 points at Iowa State and grabbed a game-high nine rebounds
- Registered 10 points and five rebounds in win over Drake
- Tallied 14 points and nine rebounds, and equaled a career-best with two steals in the win over Central Arkansas in just 13 minutes of action
- Recorded third double-double of the season in win over Boise State, tallying a game-high 11 boards to go along with 14 points and a season-high four blocks
- Scored 14 points on 6-8 shooting from the field and 2-3 from the free throw line, and grabbed a team-best eight rebounds in home game vs. Purdue

				Total		3-Pointers		Free throws		Rebounds											
Opponent	Date	gs	min	fg-fga	pct	3fg-fga	pct	ft-fa	pct	off	def	tot	avg	pf	a	t/o	blk	stl	pts	avg	
CHICAGO STATE	11/11/11	*	20	3-7	.429	0-0	.000	8-8	1.000	2	3	5	5.0	1	0	0	0	1	14	14.0	
NORTH CAROLINA A&T	11/14/11	*	31	4-8	.500	0-0	.000	7-8	.875	3	7	10	7.5	2	1	4	1	0	15	14.5	
NORTHERN ILLINOIS	11/17/11	*	20	2-3	.667	0-0	.000	4-4	1.000	1	1	2	5.7	1	0	0	1	0	8	12.3	
vs Creighton	11/20/11	*	17	1-3	.333	0-0	.000	0-2	.000	0	3	3	5.0	4	1	2	0	2	2	9.8	
CAMPBELL	11/23/11	*	19	1-5	.200	0-0	.000	0-0	.000	3	0	3	4.6	2	0	1	0	0	2	8.2	
IPFW	11/26/11	*	11	1-2	.500	0-0	.000	0-0	.000	1	3	4	4.5	3	1	2	0	1	2	7.2	
CLEMSON	11/29/11	*	20	1-6	.167	0-0	.000	0-0	.000	1	0	1	4.0	0	0	1	1	0	2	6.4	
BROWN	12/03/11	*	24	5-12	.417	0-0	.000	4-7	.571	2	8	10	4.8	2	0	1	1	0	14	7.4	
at Northern Iowa	12/06/11	*	26	4-8	.500	0-0	.000	0-0	.000	0	6	6	4.9	3	1	2	0	1	8	7.4	
at Iowa State	12/09/11	*	32	7-12	.583	0-0	.000	4-6	.667	4	5	9	5.3	1	0	2	0	0	18	8.5	
DRAKE	12/17/11	*	25	4-7	.571	0-0	.000	2-3	.667	2	3	5	5.3	3	0	3	2	1	10	8.6	
CENTRAL ARKANSAS	12/19/11	*	13	6-9	.667	0-0	.000	2-3	.667	1	8	9	5.6	2	0	0	1	2	14	9.1	
BOISE STATE	12/22/11	*	31	6-9	.667	0-0	.000	2-3	.667	4	7	11	6.0	0	0	0	4	0	14	9.5	
PURDUE	12/28/11	*	33	6-8	.750	0-0	.000	2-3	.667	0	8	8	6.1	1	0	3	2	0	14	9.8	
at Wisconsin	12/31/11	*	33	6-11	.545	0-0	.000	2-5	.400	5	4	9	6.3	4	0	3	1	2	14	10.1	
at Minnesota	01/04/12	*	11	0-3	.000	0-0	.000	0-0	.000	0	1	1	6.0	2	0	2	0	0	0	9.4	
OHIO STATE	01/07/12	*	14	1-3	.333	0-0	.000	0-0	.000	1	3	4	5.9	0	0	2	0	1	2	9.0	
at Michigan State	01/10/12	*	26	5-10	.500	0-0	.000	0-1	.000	2	1	3	5.7	0	2	2	1	0	10	9.1	
MICHIGAN	01/14/12	*	26	3-5	.600	0-0	.000	1-3	.333	0	3	3	5.6	1	2	2	0	1	7	8.9	
at Purdue	01/17/12	*	7	0-0	.000	0-0	.000	1-2	.500	0	2	2	5.4	4	0	1	1	0	1	8.6	
NEBRASKA	01/26/12	*	13	0-0	.000	0-0	.000	1-2	.500	1	0	1	5.2	3	0	1	1	0	1	8.2	
at Indiana	01/29/12		13	2-3	.667	0-0	.000	2-4	.500	2	1	3	5.1	4	0	1	2	0	6	8.1	
MINNESOTA	02/01/12		25	3-7	.429	0-0	.000	2-4	.500	3	4	7	5.2	1	0	1	0	2	8	8.1	
PENN STATE	02/04/12		12	2-6	.333	0-0	.000	2-3	.667	1	1	2	5.0	0	0	0	1	0	6	8.0	
at Northwestern	02/09/12		18	5-7	.714	0-0	.000	3-5	.600	2	3	5	5.0	3	0	0	1	0	13	8.2	
at Penn State	2/16/12		20	2-3	.667	0-0	.000	3-7	.429	1	2	3	5.0	3	0	0	0	0	7	8.2	
INDIANA	02/19/12		28	4-5	.800	0-0	.000	5-6	.833	3	4	7	5.0	2	1	3	5	1	13	8.3	
WISCONSIN	02/23/12		21	2-5	.400	0-0	.000	1-2	.500	1	4	5	5.0	2	1	2	3	1	5	8.2	
at Illinois	02/26/12		18	0-4	.000	0-0	.000	1-2	.500	2	1	3	5.0	2	1	2	1	0	1	8.0	
at Nebraska	02/29/12		11	2-3	.667	0-0	.000	0-0	.000	0	2	2	4.9	2	0	0	0	1	4	7.8	
NORTHWESTERN	03/03/12		13	2-2	1.000	0-0	.000	1-2	.500	2	0	2	4.8	1	0	1	1	0	5	7.7	
Totals			21	631	90-176	.511	0-0	.000	60-95	.632	50	98	148	4.8	59	11	44	31	17	240	7.7

Games played: 31
Minutes/game: 20.4
Points/game: 7.7
FG Pct: 51.1
FT Pct: 63.2

Rebounds/game: 4.8
Assists/game: 0.4
Turnovers/game: 1.4
Assist/turnover ratio: 0.3
Steals/game: 0.5
Blocks/game: 1.0

- Netted 14 points, corralled nine rebounds and equaled a personal best with two steals in win at #11 Wisconsin
- Notched eight points and seven rebounds in home win over Minnesota
- Tallied 13 points and five rebounds off the bench at Northwestern
- Scored 13 points, grabbed seven rebounds and rejected a season-high five shots in home win over #18 Indiana

Personal Bests

Points: 25 at Michigan, 1/30/11
Rebounds: 14 vs. Iowa State, 12/10/10
FGM: 9 at Michigan, 1/30/11
FGA: 14 vs. Iowa State, 12/10/10
FTM: 8, 2x, last at Indiana, 2/5/11
FTA: 11 vs. Ohio State, 1/4/11
Assists: 2, 3x, last vs. Michigan, 1/14/12
Steals: 2, 4x, last at Wisconsin, 12/31/11
Blocks: 7 vs. Iowa State, 12/10/10
Minutes: 37 vs. Wisconsin, 2/9/11

CAREER STATISTICS

YEAR	G/GS	FG-A	PCT	3-PT	PCT	FT-A	PCT	RB	AVG	PF-FO	AS	TO	BK	ST	PTS	AVG
Fresh.	31/31	131-229	.572	0-0	.000	80-112	.714	210	6.8	83-2	9	65	41	12	342	11.0
Soph.	31/21	90-176	.511	0-0	.000	60-95	.632	148	4.8	59-0	11	44	31	17	240	7.7
TOTALS	62/52	221-405	.546	0-0	.000	140-207	.676	358	5.8	142-2	20	109	72	29	582	9.4



IOWA HAWKEYE BASKETBALL

Updated Iowa Player Bio

Andrew Brommer



20

Sr., 6-9, 247, Forward
Rosemount, Minn.
Rosemount HS

- Missed three games due to an injured knee (Chicago State, Northern Illinois and Creighton)
- Thursday's game vs. Illinois will be his 100th career game played
- Shooting 68 percent from the field this season (15-of-22)
- Grabbed five rebounds in win over NC A&T before reinjuring his knee
- Recorded four points and three rebounds in nine minutes of action against Campbell
- Collected a personal-best three steals in win over IPFW
- Tallied two points, three rebounds and made both free throw attempts vs. Clemson
- Netted a season-high nine points and collected four rebounds and a game-high two blocks in victory over Brown
- Registered a season-high 22 minutes at UNI
- Notched two steals against #6 Ohio State
- Scored two points, snagged four rebounds and blocked a shot in home win over #18 Indiana
- Recorded two rebounds, one assist and a steal in win at Nebraska

2011-12 Game-by-Game

				Total		3-Pointers		Free throws		Rebounds											
Opponent	Date	gs	min	fg-fga	pct	3fg-fga	pct	ft-fa	pct	off	def	tot	avg	pf	a	t/o	blk	stl	pts	avg	
NORTH CAROLINA A&T	11/14/11	6	1-1	1.000	0-0	.000	0-0	.000	0-2	.000	1	4	5	5.0	3	0	1	0	1	2	2.0
CAMPBELL	11/23/11	9	2-2	1.000	0-0	.000	0-0	.000	1	2	3	4.0	2	0	0	0	0	0	4	3.0	
IPFW	11/26/11	21	2-2	1.000	0-0	.000	1-5	.200	1	3	4	4.0	4	1	0	0	0	3	5	3.7	
CLEMSON	11/29/11	15	0-2	.000	0-0	.000	2-2	1.000	2	1	3	3.8	0	0	1	0	0	0	2	3.3	
BROWN	12/03/11	12	3-3	1.000	0-0	.000	3-6	.500	3	1	4	3.8	3	0	2	2	1	9	4.4		
at Northern Iowa	12/06/11	22	2-2	1.000	0-0	.000	0-0	.000	1	3	4	3.8	2	1	1	0	0	0	4	4.3	
at Iowa State	12/09/11	12	0-1	.000	0-0	.000	0-0	.000	0	1	1	3.4	3	0	1	0	1	0	1	3.7	
DRAKE	12/17/11	13	2-2	1.000	0-0	.000	0-0	.000	1	1	2	3.3	2	0	2	0	1	4	3.8		
CENTRAL ARKANSAS	12/19/11	15	0-2	.000	0-0	.000	1-4	.250	1	4	5	3.4	1	1	0	0	0	1	3.4		
BOISE STATE	12/22/11	9	0-0	.000	0-0	.000	0-0	.000	0	0	0	3.1	2	0	0	0	0	0	0	3.1	
PURDUE	12/28/11	6	0-0	.000	0-0	.000	2-4	.500	0	0	0	2.8	0	0	1	0	0	2	3.0		
at Wisconsin	12/31/11	1	0-0	.000	0-0	.000	0-0	.000	0	0	0	2.6	2	0	1	0	0	0	0	2.8	
at Minnesota	01/04/12	4	1-1	1.000	0-0	.000	0-0	.000	1	0	1	2.5	0	0	0	0	0	0	2	2.7	
OHIO STATE	01/07/12	10	0-0	.000	0-0	.000	0-0	.000	0	0	0	2.3	1	0	0	0	2	0	2.5		
at Michigan State	01/10/12	7	0-0	.000	0-0	.000	0-0	.000	1	0	1	2.2	2	1	0	0	0	0	2.3		
MICHIGAN	01/14/12	3	0-1	.000	0-0	.000	0-0	.000	0	0	0	2.1	2	0	0	0	0	0	0	2.2	
at Purdue	01/17/12	1	0-0	.000	0-0	.000	0-0	.000	0	0	0	1.9	1	0	1	0	0	0	0	2.1	
NEBRASKA	01/26/12	5	0-0	.000	0-0	.000	0-0	.000	0	1	1	1.9	1	0	0	0	0	0	0	1.9	
at Indiana	01/29/12	2	0-0	.000	0-0	.000	0-0	.000	0	0	0	1.8	0	0	0	0	0	0	0	1.8	
at Northwestern	02/09/12	1	0-0	.000	0-0	.000	2-2	1.000	0	0	0	1.7	3	0	0	0	0	0	2	1.9	
at Penn State	2/16/12	7	0-0	.000	0-0	.000	0-0	.000	0	0	0	1.6	1	0	0	0	0	0	0	1.8	
INDIANA	02/19/12	10	1-1	1.000	0-0	.000	0-0	.000	2	2	4	1.7	1	0	0	1	0	2	1.8		
WISCONSIN	02/23/12	3	0-0	.000	0-0	.000	0-0	.000	0	0	0	1.7	1	0	1	0	0	0	0	1.7	
at Illinois	02/26/12	3	0-0	.000	0-0	.000	0-0	.000	0	1	1	1.6	0	0	0	0	0	0	0	1.6	
at Nebraska	02/29/12	14	0-1	.000	0-0	.000	0-0	.000	1	1	2	1.6	2	1	1	0	1	0	1	1.6	
NORTHWESTERN	03/03/12	5	1-1	1.000	0-0	.000	0-0	.000	1	0	1	1.6	0	0	1	0	0	0	2	1.6	
Totals		0	216	15-22	.682	0-0	.000	11-25	.440	17	25	42	1.6	39	5	14	3	10	41	1.6	

Games played: 26
 Minutes/game: 8.3
 Points/game: 1.6
 FG Pct: 68.2
 FT Pct: 44.0

Rebounds/game: 1.6
 Assists/game: 0.2
 Turnovers/game: 0.5
 Assist/turnover ratio: 0.4
 Steals/game: 0.4
 Blocks/game: 0.1

Personal Bests

Points: 12, 2x, last at Ohio State, 1/19/11
Rebounds: 6 at Ohio State, 1/19/11
FGM: 6 vs. Iowa State, 12/10/10
FGA: 8 at Ohio State, 1/19/11
FTM: 4 vs. Tennessee State, 1/12/10
FTA: 8 vs. West Virginia, 11/28/08
Assists: 3, 2x, last vs. Ohio State, 1/4/11
Steals: 3, vs. IPFW, 11/26/11
Blocks: 4 vs. Minnesota, 2/13/11
Minutes: 30 at Ohio State, 1/19/11

CAREER STATISTICS

YEAR	G/GS	FG-A	PCT	3-PT	PCT	FT-A	PCT	RB	AVG	PF-FO	AS	TO	BK	ST	PTS	AVG
Fresh.	20/0	9-17	.529	0-0	.000	5-22	.227	23	1.2	29-1	2	7	9	2	23	1.2
Soph.	22/0	10-26	.385	0-1	.000	18-24	.750	28	1.2	38-3	9	11	7	7	38	1.7
Junior	31/0	41-72	.569	0-0	.000	14-33	.424	74	2.4	66-1	22	30	15	6	96	3.1
Senior	26/0	15-22	.682	0-0	.000	11-25	.440	42	1.6	39-0	5	14	3	10	41	1.6
TOTALS	99/0	75-137	.547	0-1	.000	48-104	.462	167	1.7	172-5	38	62	34	25	198	2.0



IOWA HAWKEYE BASKETBALL

Updated Iowa Player Bio

Bryce Cartwright



24

Sr., 6-1, 188, Guard
Compton, Calif.
Dominguez HS
Fresno State/Paris JC

- Team co-captain this season
- 2011 Honorable mention all-Big Ten by league media
- Attended the same high school as Tyson Chandler, Cedric Ceballos, Dennis Johnson and Tayshaun Prince
- Named Big Ten Player of the Week by the websites *College Sports Madness* and *NetScouts Basketball* on Jan. 2
- Missed three games this year due to injury (Northern Iowa - hamstring; Penn State and Indiana - ankle)
- Led the team or shared the team lead in assists 10 of the last 12 contests played
- Credited with 40 assists the last eight games played (5.0 avg.)
- Dished out five assists or more 14 times this season, including eight of the last 12 contests played
- Ranks fourth in Big Ten assists (4.3) and ninth in assist-to-turnover ratio (1.7)
- Collected a game-high six assists to go along with 12 points in win over NC A&T
- Dished out nine assists in only 19 minutes of action in win over Northern Illinois
- Was a perfect 2-of-2 from 3-point territory finishing with nine points vs. Creighton
- Shared team high in assists with five in win over IPFW
- Notched 12 points, all in the second half, and had three assists in win over Drake, making a career-best eight free throws (8-of-8)
- Tallied a game-high eight assists in the win over Central Arkansas

2011-12 Game-by-Game

Opponent	Date	gs	min	Total	3-Pointers	Free throws	Rebounds	pf	a	t/o	blk	stl	pts	avg
				fg-fga	pct	3fg-fga	pct	ft-fa	pct	off	def	tot	avg	
CHICAGO STATE	11/11/11	*	15	1-5	.200	0-1	.000	0-0	.000	0	2	2	2.0	0
NORTH CAROLINA A&T	11/14/11	*	27	4-11	.364	0-4	.000	4-4	1.000	1	1	2	2.0	4
NORTHERN ILLINOIS	11/17/11	*	19	1-5	.200	0-1	.000	2-2	1.000	0	1	1	1.7	0
vs Creighton	11/20/11	*	20	3-4	.750	2-2	1.000	1-2	.500	0	1	1	1.5	1
CAMPBELL	11/23/11	*	26	2-8	.250	0-0	.000	0-0	.000	0	1	1	1.4	2
IPFW	11/26/11	*	34	4-8	.500	0-0	.000	4-5	.800	0	3	3	1.7	0
CLEMSON	11/29/11	*	28	2-11	.182	0-1	.000	3-4	.750	0	2	2	1.7	0
BROWN	12/03/11	*	28	2-7	.286	0-0	.000	0-0	.000	0	3	3	1.9	2
at Iowa State	12/09/11		6	0-1	.000	0-0	.000	0-0	.000	0	0	0	1.7	0
DRAKE	12/17/11		28	2-9	.222	0-1	.000	8-8	1.000	0	1	1	1.6	1
CENTRAL ARKANSAS	12/19/11		17	1-6	.167	0-0	.000	0-0	.000	2	1	3	1.7	0
BOISE STATE	12/22/11		10	0-3	.000	0-1	.000	1-2	.500	0	2	2	1.8	1
PURDUE	12/28/11		21	4-10	.400	0-3	.000	0-1	.000	0	1	1	1.7	0
at Wisconsin	12/31/11		31	7-12	.583	0-0	.000	3-3	1.000	1	1	2	1.7	1
at Minnesota	01/04/12		18	1-2	.500	0-0	.000	4-4	1.000	0	0	0	1.6	2
OHIO STATE	01/07/12		20	2-6	.333	1-1	1.000	0-0	.000	0	2	2	1.6	1
at Michigan State	01/10/12		17	1-5	.200	0-0	.000	0-0	.000	0	0	1	1.5	1
MICHIGAN	01/14/12		16	2-6	.333	0-1	.000	0-0	.000	0	1	1	1.5	3
at Purdue	01/17/12		19	3-6	.500	0-1	.000	1-2	.500	0	3	3	1.6	2
NEBRASKA	01/26/12		20	1-4	.250	0-1	.000	0-0	.000	0	0	0	1.5	1
at Indiana	01/29/12	*	25	2-2	1.000	0-0	.000	4-6	.667	0	2	2	1.5	3
MINNESOTA	02/01/12	*	29	2-9	.222	0-1	.000	2-4	.500	0	4	4	1.6	1
PENN STATE	02/04/12	*	34	5-9	.556	0-0	.000	7-8	.875	0	7	7	1.9	2
at Northwestern	02/09/12	*	31	1-4	.250	0-0	.000	0-2	.000	0	3	3	1.9	3
WISCONSIN	02/23/12		14	0-1	.000	0-0	.000	0-0	.000	0	2	2	1.9	0
at Illinois	02/26/12		14	0-3	.000	0-1	.000	0-0	.000	0	0	1	1.8	1
at Nebraska	02/29/12		34	5-10	.500	1-1	1.000	0-1	.000	1	3	4	1.9	2
NORTHWESTERN	03/03/12	*	35	3-5	.600	0-0	.000	0-0	.000	1	5	6	2.1	4
Totals			13	636	61-172	.355	4-21	.190	44-58	.759	6	52	58	2.1

Games played: 28
 Minutes/game: 22.7
 Points/game: 6.1
 FG Pct: 35.5
 3FG Pct: 19.0
 FT Pct: 75.9

Rebounds/game: 2.1
 Assists/game: 4.3
 Turnovers/game: 2.5
 Assist/turnover ratio: 1.7
 Steals/game: 0.8

- Had eight points and four assists in home game vs. Purdue
- Netted a season-high 17 points and dished out a game-high five assists in win at #11 Wisconsin
- Recorded a game-high five assists in win over #13 Michigan
- Notched a team-high eight assists at #16 Indiana, to go along with eight points
- Tallied six points, four rebounds and four assists in home win over Minnesota, including making the two go-ahead free throws in the closing minute
- Recorded a career-high seven rebounds and equaled a season high with 17 points in home win over Penn State, to go along with a team-high five assists
- Netted 11 points and four rebounds to go along with a team-high five assists in win at Nebraska
- Tallied team-high eight assists, while scoring six points and grabbing six rebounds vs. Northwestern

Personal Bests

Points: 25 vs. N'western, 1/12/11
Rebounds: 7 vs. Penn State, 2/4/12
FGM: 9 vs. N'western, 1/12/11
FGA: 19 vs. La. Tech, 12/21/10
3-pt FG: 3, 2x, last vs. Minnesota, 2/13/11
3-pt FGA: 7 vs. Minnesota, 2/13/11
FTM: 8 vs. Drake, 12/17/11
FTA: 8, 3x, last vs. Penn State, 2/4/12
Assists: 10 vs. Michigan State, 2/2/11
Steals: 4 vs. Long Beach State, 11/22/10
Blocks: 1, 3x, last vs. UL Monroe, 11/16/10
Minutes: 44 at New Mexico State, 2/14/09

CAREER STATISTICS

YEAR	G/GS	FG-A	PCT	3-PT	PCT	FT-A	PCT	RB	AVG	PF-FO	AS	TO	BK	ST	PTS	AVG
Fresh.	34/20	58-155	.374	17-65	.262	34-46	.739	60	1.8	45-1	109	68	2	27	167	4.9
Soph.	At Paris Junior College															
Junior	31/26	134-341	.393	19-69	.275	52-75	.693	90	2.9	42-0	182	102	1	28	339	10.9
Senior	28/13	61-172	.355	4-21	.190	44-58	.759	58	2.1	38-0	120	71	0	22	170	6.1
TOTALS	93/59	253-668	.379	40-155	.258	130-179	.726	208	2.2	125-1	411	241	3	77	676	7.3



IOWA HAWKEYE BASKETBALL

Updated Iowa Player Bio

Cody Cox



3

2011-12 Game-by-Game

Opponent	Date	gs	min	Total		3-Pointers		Free throws		Rebounds				pf	a	t/o	blk	stl	pts	avg
				fg-fga	pct	3fg-fga	pct	ft-fa	pct	off	def	tot	avg							
CHICAGO STATE	11/11/11	3		0-0	.000	0-0	.000	0-0	.000	0	1	1	1.0	0	0	0	0	0	0	0.0
NORTHERN ILLINOIS	11/17/11	2		0-0	.000	0-0	.000	0-0	.000	0	0	0	0.5	0	0	0	0	0	0	0.0
CENTRAL ARKANSAS	12/19/11	2		0-0	.000	0-0	.000	0-0	.000	0	0	0	0.3	1	0	1	0	0	0	0.0
Totals		0	7	0-0	.000	0-0	.000	0-0	.000	0	1	1	0.3	1	0	1	0	0	0	0.0

Games played: 3
Minutes/game: 2.3

Rebounds/game: 0.3
Turnovers/game: 0.3

So., 6-4, 196, Forward
Waterloo, Iowa
Waterloo West

- Non-scholarship athlete
- Competed in six career contests

Personal Bests

Points: ---
Rebounds: 1 vs. Chicago State, 11/11/11
FGM: ---
FGA: 2 vs. SIUE, 11/26/10
3-pt FG: ---
3-pt FGA: 1 vs. SIUE, 11/26/10
FTM: ---
FTA: ---
Assists: 1 vs. SIUE, 11/26/10
Steals: 1 vs. SIUE, 11/26/10
Blocks: ---
Minutes: 7 vs. SIUE, 11/26/10

CAREER STATISTICS

YEAR	G/GS	FG-A	PCT	3-PT	PCT	FT-A	PCT	RB	AVG	PF-FO	AS	TO	BK	ST	PTS	AVG
Fresh.	3/0	0-3	.000	0-1	.000	0-0	.000	0	0.0	1-0	1	0	0	1	0	0.0
Soph.	3/0	0-0	.000	0-0	.000	0-0	.000	1	0.3	1-0	0	1	0	0	0	0.0
TOTALS	6/0	0-3	.000	0-1	.000	0-0	.000	1	0.2	2-0	1	1	0	1	0	0.0



IOWA HAWKEYE BASKETBALL

Updated Iowa Player Bio

Kyle Denning



13

Fr., 6-2, 175, Guard
Cedar Falls, Iowa
Northern University HS

- Non-scholarship athlete
- Saw action in four games
- Sank both free throw attempts in four minutes of action in Iowa's season opening win over Chicago State
- Registered first career field goal and rebound in win over Central Arkansas

Personal Bests

Points: 2 vs. C. Arkansas, 12/19/11
Rebounds: 1 vs. C. Arkansas, 12/19/11
FGM: 1 vs. C. Arkansas, 12/19/11
FGA: 2 vs. C. Arkansas, 12/19/11
3-pt FG: ---
3-pt FGA: 1 vs. C. Arkansas, 12/19/11
FTM: 2 vs. Chicago State, 11/11/11
FTA: 2 vs. Chicago State, 11/11/11
Assists: ---
Steals: ---
Blocks: ---
Minutes: 4 vs. Chicago State, 11/11/11

2011-12 Game-by-Game

Opponent	Date	gs	min	Total		3-Pointers		Free throws		Rebounds				pf	a	t/o	blk	stl	pts	avg
				fg-fga	pct	3fg-fga	pct	ft-fa	pct	off	def	tot	avg							
CHICAGO STATE	11/11/11	4		0-0	.000	0-0	.000	2-2	1.000	0	0	0	0.0	0	0	0	0	0	2	2.0
NORTHERN ILLINOIS	11/17/11	2		0-0	.000	0-0	.000	0-0	.000	0	0	0	0.0	0	0	0	0	0	0	1.0
BROWN	12/03/11	0		0-0	.000	0-0	.000	0-0	.000	0	0	0	0.0	0	0	0	0	0	0	0.7
CENTRAL ARKANSAS	12/19/11	3		1-2	.500	0-1	.000	0-0	.000	0	1	1	0.3	0	0	1	0	0	2	1.0
Totals		0	9	1-2	.500	0-1	.000	2-2	1.000	0	1	1	0.3	0	0	1	0	0	4	1.0

Games played: 4
 Minutes/game: 2.3
 Points/game: 1.0
 FG Pct: 50.0
 3FG Pct: 0.0
 FT Pct: 100.0

Rebounds/game: 0.3
 Turnovers/game: 0.3

CAREER STATISTICS

YEAR	G/GS	FG-A	PCT	3-PT	PCT	FT-A	PCT	RB	AVG	PF-FO	AS	TO	BK	ST	PTS	AVG
Fresh.	4/0	1-2	.500	0-1	.000	2-2	1.000	1	0.3	0-0	0	1	0	0	4	1.0



IOWA HAWKEYE BASKETBALL

Updated Iowa Player Bio

Matt Gatens



5

Sr., 6-5, 212, Guard Iowa City, Iowa City HS

- Two-time team co-captain
- Voted second team all-Big Ten by the league's media and third team by the coaches, and also named the team's Big Ten Sportsmanship Award honoree
- One of only two Hawkeyes to ever have 1,500+ points, 400+ rebounds, 250+ assists and 125+ steals (Roy Marble)
- His 29 triples since Feb. 16 are the second most in the country
- Voted "Capital One Impact Performer of the Week" for week eight on ESPN.com
- Averaged 23.6 points per game the last five contests
- Led Iowa in scoring the last six games, which is the longest streak by a Hawkeye since Andre Woolridge led his squad seven straight games in 1997
- Named to the Dale Howard Classic All-Tournament team
- Earned first career Big Ten Player of the Week award on Feb. 27 when he shared the honor with Purdue's Robbie Hummel

- Ranks seventh in Iowa career scoring (1,591); 20 points from tying Jess Settles for sixth
- Named NetScouts Basketball's Big Ten Player of the Week on Feb. 21 and Feb. 29
- Only missed two games in his career due to injury (2010 vs. South Dakota State and UL Monroe)
- His 21.6 February scoring average ranked third-best in the Big Ten
- His 17.0 scoring average in Big Ten play ranks fifth overall and second among conference seniors
- Has made 42.9 percent (69-of-161) of his 3-point attempts this season, which is the best percentage by a Hawkeye (minimum of 125 attempts) since Kent McCausland made 52 percent (70-of-134) during the 1996-97 season
- His 60.4 percent (29-of-48) shooting percentage from long distance ranks second best in the country since Feb. 16 (first if you take in account a minimum of 25 attempts)
- Posted double figures 86 times in his career, including 24-of-31 games this season
- Made 40-of-113 (.354) from 3-point range the first 25 games of the season. Gatens has made 59.2 percent (29-of-49) from long distance the last six outings.
- Scored 85 points vs. Indiana, Wisconsin and Illinois marking the first time a Hawkeye netted 85 points or more in three straight games against conference competition since Roy Marble (86) in 1989
- Surpassed the 20-point plateau fourth consecutive games (Penn State, Indiana, Wisconsin, Illinois) marking the first time a Hawkeye netted 20+ points in four straight games against Big Ten competition since Andre Woolridge in 1997.
- Ranks second in Iowa career 3-pointers (233)
- Posted back-to-back career highs against Indiana (30) and then #15 Wisconsin (33)
- First Big Ten player to score 30+ versus two teams (#18 Indiana and #15 Wisconsin) that were both in AP Top 25 since 1996-97

- Ranks fourth in Big Ten career free throw percentage, minimum 350 attempts (.861, 334-388)
- Fourth Big Ten player in the last 10 seasons to score 30+ points in back-to-back games versus conference opponents
- Made his last seven triples in Iowa's win over #18 Indiana (2/19) and first five 3-pointers in win vs. #15 Wisconsin (2/23), extending his consecutive school record to 12
- Drained 24 triples the last five games and 29 treys the last seven contests (4.1 avg), shooting 29-of-49 (.592)
- Has missed five free throws in final five minutes of a contest this season (33-of-38), including 17-of-19 in the final minute
- Ranks second in Big Ten and 45th in the country in free throw percentage this season (.846, 99-117)
- Leads team in scoring and ranks seventh in the Big Ten (15.7)
- Has scored 20 points or more in a game 17 times in his career, including eight times this year
- Poured in 27 points and also had six rebounds, four assists and two steals in win over NC A&T
- Notched a team-high 17 points against Campbell, adding five rebounds, two assists and two steals
- Posted a team-high 22 points and dished out five assists in win over IPFW
- Led team with 20 points in win over Drake, adding six rebounds and a game-high three steals
- Grabbed a personal-best 12 rebounds and matched a career high with two blocks in win at #11 Wisconsin
- Snagged six rebounds and led all scorers with 19 points in win at Minnesota
- Tallied a team-high 19 points in win over #13 Michigan
- Had 20 points and a season-high four steals at #16 Indiana, equaling a career-high with nine field goals
- Led team with a game-high 18 points in home win over Minnesota

GATENS' RECENT 3-POINT ACCURACY

Big Ten, Most 3PM in a 3-Game Stretch - Since 1996-97 (All Games)

Matt Gatens, 2011-12 Iowa	19 (02/19/2012 - 02/26/2012)
Matt Gatens, 2011-12 Iowa	19 (02/16/2012 - 02/23/2012)
Jon Diebler, 2010-11 OhioSt	19 (02/27/2011 - 03/06/2011)
Jon Diebler, 2010-11 OhioSt	18 (03/01/2011 - 03/11/2011)
Talor Battle, 2010-11 PSU	18 (02/13/2011 - 02/20/2011)
Je'Kel Foster, 2005-06 OhioSt	18 (02/04/2006 - 02/12/2006)
Kevin Turner, 1997-98 Ill	18 (12/30/1997 - 01/08/1998)

Big Ten, Most 3PM in a 3-Game Stretch - Since 1996-97 (Conf Games Only)

Matt Gatens, 2011-12 Iowa	19 (02/19/2012 - 02/26/2012)
Matt Gatens, 2011-12 Iowa	19 (02/16/2012 - 02/23/2012)
Jon Diebler, 2010-11 OhioSt	19 (02/27/2011 - 03/06/2011)
Jon Diebler, 2010-11 OhioSt	18 (03/01/2011 - 03/11/2011)
Talor Battle, 2010-11 PSU	18 (02/13/2011 - 02/20/2011)
Je'Kel Foster, 2005-06 OhioSt	18 (02/04/2006 - 02/12/2006)
Michael Thompson, 2009-10 NW	16 (02/28/2010 - 03/11/2010)
Drew Neitzel, 2006-07 MSU	16 (02/13/2007 - 02/20/2007)
Dee Brown, 2004-05 Ill	16 (02/23/2005 - 03/06/2005)
Joe Crispin, 1998-99 PSU	16 (02/24/1999 - 03/04/1999)

Big Ten, Most 3PM in a 4-Game Stretch - Since 1996-97 (All Games)

Matt Gatens, 2011-12 Iowa	24 (02/16/2012 - 02/26/2012)
Matt Gatens, 2011-12 Iowa	22 (02/09/2012 - 02/23/2012)
Jon Diebler, 2010-11 OhioSt	22 (02/22/2011 - 03/06/2011)
Jon Diebler, 2009-10 OhioSt	22 (11/24/2009 - 12/05/2009)
Anthony Tucker, 2008-09 Iowa	22 (11/20/2008 - 11/28/2008)
Jon Diebler, 2010-11 OhioSt	21 (03/01/2011 - 03/12/2011)
Talor Battle, 2010-11 PSU	21 (02/10/2011 - 02/20/2011)
Je'Kel Foster, 2005-06 OhioSt	21 (01/30/2006 - 02/12/2006)

Big Ten, Most 3PM in a 4-Game Stretch - Since 1996-97 (Conf Games Only)

Matt Gatens, 2011-12 Iowa	24 (02/16/2012 - 02/26/2012)
Matt Gatens, 2011-12 Iowa	22 (02/09/2012 - 02/23/2012)
Jon Diebler, 2010-11 OhioSt	22 (02/22/2011 - 03/06/2011)
Jon Diebler, 2010-11 OhioSt	21 (03/01/2011 - 03/12/2011)
Talor Battle, 2010-11 PSU	21 (02/10/2011 - 02/20/2011)
Jon Diebler, 2010-11 OhioSt	21 (02/27/2011 - 03/11/2011)
Je'Kel Foster, 2005-06 OhioSt	20 (01/28/2006 - 02/12/2006)
Dee Brown, 2004-05 Ill	20 (02/16/2005 - 03/03/2005)





IOWA HAWKEYE BASKETBALL

Updated Iowa Player Bio

2011-12 Game-by-Game

Opponent	Date	gs	min	Total		3-Pointers		Free throws		Rebounds				pf	a	t/o	blk	stl	pts	avg	
				fg-fga	pct	3fg-fga	pct	ft-fa	pct	off	def	tot	avg								
CHICAGO STATE	11/11/11	*	16	2-5	.400	1-4	.250	2-2	1.000	1	0	1	1.0	3	2	0	0	7	7.0		
NORTH CAROLINA A&T	11/14/11	*	34	9-15	.600	4-10	.400	5-6	.833	4	2	6	3.5	2	4	1	0	27	17.0		
NORTHERN ILLINOIS	11/17/11	*	20	5-6	.833	3-4	.750	2-2	1.000	1	1	2	3.0	1	2	1	0	15	16.3		
vs Creighton	11/20/11	*	35	5-12	.417	2-7	.286	1-1	1.000	1	3	4	3.3	2	1	1	0	3	13	15.5	
CAMPBELL	11/23/11	*	40	5-12	.417	1-5	.200	6-6	1.000	1	4	5	3.6	3	2	1	0	2	17	15.8	
IPFW	11/26/11	*	33	6-12	.500	2-3	.667	8-9	.889	0	4	4	3.7	1	5	2	0	2	22	16.8	
CLEMSON	11/29/11	*	33	1-6	.167	0-1	.000	6-7	.857	0	0	0	3.1	2	0	1	0	1	8	15.6	
BROWN	12/03/11	*	30	3-8	.375	1-2	.500	2-2	1.000	1	1	2	3.0	1	1	0	0	1	9	14.8	
at Northern Iowa	12/06/11	*	37	3-9	.333	0-4	.000	0-0	.000	0	4	4	3.1	3	1	1	0	2	6	13.8	
at Iowa State	12/09/11	*	39	3-7	.429	3-6	.500	2-2	1.000	0	4	4	3.2	4	1	2	0	0	11	13.5	
DRAKE	12/17/11	*	40	7-14	.500	1-5	.200	5-7	.714	3	3	6	3.5	2	2	1	0	3	20	14.1	
CENTRAL ARKANSAS	12/19/11	*	22	5-9	.556	1-4	.250	0-0	.000	1	4	5	3.6	2	5	3	0	2	11	13.8	
BOISE STATE	12/22/11	*	38	5-11	.455	1-4	.250	5-5	1.000	1	1	2	3.5	2	3	0	0	1	16	14.0	
PURDUE	12/28/11	*	36	3-9	.333	1-2	.500	4-4	1.000	2	4	6	3.6	1	5	0	0	0	11	13.8	
at Wisconsin	12/31/11	*	34	2-9	.222	0-1	.000	2-2	1.000	2	10	12	4.2	1	3	0	2	0	6	13.3	
at Minnesota	01/04/12	*	36	7-11	.636	2-5	.400	3-6	.500	3	3	6	4.3	1	3	0	0	3	19	13.6	
OHIO STATE	01/07/12	*	27	3-8	.375	0-3	.000	0-0	.000	2	3	5	4.4	1	0	4	0	2	6	13.2	
at Michigan State	01/10/12	*	28	4-9	.444	2-5	.400	1-2	.500	1	2	3	4.3	2	1	1	0	1	11	13.1	
MICHIGAN	01/14/12	*	38	5-10	.500	4-7	.571	5-5	1.000	1	2	3	4.2	1	1	0	0	3	19	13.4	
at Purdue	01/17/12	*	38	4-9	.444	1-2	.500	3-4	.750	1	5	6	4.3	2	2	2	1	3	12	13.3	
NEBRASKA	01/26/12	*	35	5-13	.385	2-8	.250	0-0	.000	0	0	0	4.1	3	1	0	0	0	12	13.2	
at Indiana	01/29/12	*	35	9-13	.692	1-4	.250	1-1	1.000	1	1	2	4.0	2	0	4	0	4	20	13.5	
MINNESOTA	02/01/12	*	38	7-14	.500	2-6	.333	2-4	.500	1	1	2	3.9	2	0	0	1	1	18	13.7	
PENN STATE	02/04/12	*	34	3-8	.375	2-6	.333	10-11	.909	2	2	4	3.9	1	3	0	0	2	18	13.9	
at Northwestern	02/09/12	*	35	5-10	.500	3-5	.600	2-2	1.000	0	2	2	3.8	2	1	1	0	0	15	14.0	
at Penn State	2/16/12	*	38	6-13	.462	5-7	.714	4-4	1.000	1	3	4	3.8	3	1	1	1	0	21	14.2	
INDIANA	02/19/12	*	40	10-18	.556	7-10	.700	3-3	1.000	1	3	4	3.9	0	0	2	0	3	30	14.8	
WISCONSIN	02/23/12	*	39	12-18	.667	7-10	.700	2-3	.667	0	3	3	3.8	1	2	0	0	0	33	15.5	
at Illinois	02/26/12	*	40	6-11	.545	5-6	.833	5-7	.714	0	2	2	3.8	3	0	3	0	2	22	15.7	
at Nebraska	02/29/12	*	40	4-11	.364	3-8	.375	5-7	.714	1	4	5	3.8	0	2	1	0	0	16	15.7	
NORTHWESTERN	03/03/12	*	38	6-12	.500	2-7	.286	3-3	1.000	0	4	4	3.8	3	3	0	0	1	17	15.7	
Totals			31	1066	160-332	.482	69-161	429	99-117	.846	33	85	118	3.8	57	57	33	5	46	488	15.7

Games played: 31
Minutes/game: 34.4
Points/game: 15.7
FG Pct: 48.2
3FG Pct: 42.9
FT Pct: 84.6

Rebounds/game: 3.8
Assists/game: 1.8
Turnovers/game: 1.1
Assist/turnover ratio: 1.7
Steals/game: 1.5
Blocks/game: 0.2

- Tallied a team-high 16 points in road win at Nebraska
- Registered a team-high 18 points in home win over Penn State, to along with three steals and two assists; made 10-of-11 from the line
- Scored game-high 21 points, bolstered by 5-7 shooting from 3-point range in the second half, at Penn State
- Netted 22 of his 30 points, bolstered by making seven consecutive 3-pointers, and collected three steals in home win over #18 Indiana
- Made his first five 3-pointers at Illinois, finishing with a game-high 22 points
- Recorded a team-high 16 points, including a game-best three 3-pointers (3-of-8), to go along with five rebounds in win at Nebraska
- Scored a team-high 17 points, while grabbing four rebounds vs. Northwestern

Personal Bests

Points: 33 vs. Wisconsin, 2/23/12
Rebounds: 12 at Wisconsin, 12/31/11
FGM: 12 vs. Wisconsin, 2/23/12
FGA: 21 at Minnesota, 1/16/11
3-pt FGA: 7, 2x, last vs. Wisconsin, 2/23/12
3-pt FGA: 11 vs. Minnesota, 2/13/11
FTM: 11 vs. Indiana, 1/23/11
FTA: 12, 2x, last vs. Indiana, 1/23/11
Assists: 8 vs. SC State, 12/21/09
Steals: 5 vs. Idaho State, 12/4/10
Blocks: 2, 2x, last at Wisconsin, 12/31/11
Minutes: 50 vs. Penn State, 3/7/09

GATENS IN THE BIG TEN

All Games	Rank	Avg.
Free Throw Percentage	2nd	.846
3-Pointers Made	3rd	2.2
Steals	6th	1.5
Scoring	7th	15.7
3-Point Percentage	7th	.429
Minutes Played	8th	34.4

Conference Games Only	Rank	Avg.
3-Pointers Made	1st	2.7
3-Point Percentage	3rd	.480
Scoring	5th	17.0
FT Percentage	9th	.809
Steals	7th	1.4
Minutes Played	9h	36.1

GATENS IN FEBRUARY

Most 3-pointers

Division I Players Since Feb. 16

Keaton Cole, Western Carolina	32 (7 games)
Matt Gatens, Iowa	29 (6 games)
John Jenkins, Vanderbilt	26 (6 games)

Best 3-point percentage

Division I Players Since Feb. 16

Jordan Dysktra, S. Dakota St.	.722 (13-18)
Matt Gatens, Iowa	.604 (29-48)
Scott Christopherson, Iowa St.	.528 (19-36)
<i>Minimum 10 3-pt FG made</i>	

Most Points Per Game

Big Ten Players – February, 2012

John Shurna, Northwestern	22.8
Tim Frazier, Penn State	21.8
Matt Gatens, Iowa	21.6
Robbie Hummel, Purdue	21.4

CAREER STATISTICS

YEAR	G/GS	FG-A	PCT	3-PT	PCT	FT-A	PCT	RB	AVG	PF-FO	AS	TO	BK	ST	PTS	AVG
Fresh.	32/32	109-258	.422	52-129	.403	75-83	.904	121	3.8	82-2	71	51	10	26	345	10.8
Soph.	32/32	125-338	.370	58-177	.328	84-101	.832	138	4.3	70-0	105	85	3	29	392	12.3
Junior	29/29	118-299	.395	54-163	.331	76-87	.874	71	2.4	44-1	53	42	3	38	366	12.6
Senior	31/31	160-332	.482	69-161	.429	99-117	.846	118	3.8	57-0	57	33	5	46	488	15.7
TOTALS	124/124	512-1227	.417	233-630	.370	334-388	.861	448	3.6	253-3	286	211	21	139	1591	12.8



IOWA HAWKEYE BASKETBALL

Updated Iowa Player Bio

Roy Devyn Marble



4

So., 6-6, 194, Guard/Forward
Southfield, Mich.
Lathrup HS

- Father Roy, is a three-time all-Big Ten performer and Iowa MVP, and the Hawkeyes' all-time leading scorer
- Named Big Ten Player of the Week by the website *College Sports Madness* on Dec. 26
- One of only two Big Ten players (Penn State's Tim Frazier) to be ranked in the top five in steals, top ten in assists and top 25 in scoring
- Boasts a 2.0 assist/turnover ratio (112 assists to only 57 turnovers), which ranks fifth in the Big Ten and 85th nationally
- Averaged 12.3 points and 4.2 rebounds and 3.9 assists the last 23 games as a starter
- Grabbed seven boards or more in three of the last eight contests, including pulling down a career-high eight in both games against Penn State
- Recorded at least one steal in 26-of-31 games, including collecting a personal-best four thefts twice
- Dished out four assists or more 16 times this year, five or more 10 times, and was credited with a career-high eight vs. #15 Wisconsin
- Posted double figures 25 times in his career, including 22 of the last 27 games
- Scored a career and game-high 21 points at Iowa State, making a career-best 10-of-11 from the free throw line; added five assists
- Made first two starts of the season at point guard on the road (Northern Iowa and Iowa State)
- Scored 11 points, collected four assists, seven rebounds and three steals in victory over Brown
- Started first game of the season at UNI, leading team in points (14) and assists (4), while also collecting two steals
- Notched six assists in win over Central Arkansas, to go along with a game-high 19 points on 5-of-8 field goals and 9-of-10 free throw attempts
- Tallied or equaled career highs in rebounds (8) and blocks (3), to go along with 18 points on 5-of-10 field goals and 8-of-10 free throws and three steals in win over Boise State

2011-12 Game-by-Game

				Total		3-Pointers		Free throws		Rebounds										
Opponent	Date	gs	min	fg-fga	pct	3fg-fga	pct	ft-fa	pct	off	def	tot	avg	pf	a	t/o	blk	stl	pts	avg
CHICAGO STATE	11/11/11	21	3-6	.500	0-2	.000	0-0	.000	2	5	7	7.0	2	4	0	0	3	6	6.0	
NORTH CAROLINA A&T	11/14/11	13	2-6	.333	1-2	.500	0-0	.000	0	1	1	4.0	2	3	1	0	0	5	5.5	
NORTHERN ILLINOIS	11/17/11	17	2-8	.250	0-0	.000	1-2	.500	1	1	2	3.3	0	4	0	0	2	5	5.3	
vs Creighton	11/20/11	21	0-4	.000	0-1	.000	2-2	1.000	1	1	2	3.0	2	1	0	0	1	2	4.5	
CAMPBELL	11/23/11	32	6-12	.500	0-1	.000	2-2	1.000	1	0	1	2.6	3	4	0	1	1	14	6.4	
IPFW	11/26/11	22	4-6	.667	1-1	1.000	2-5	.400	1	1	2	2.5	3	2	3	0	1	11	7.2	
CLEMSON	11/29/11	17	2-8	.250	0-1	.000	2-2	1.000	0	0	0	2.1	0	1	0	1	1	6	7.0	
BROWN	12/03/11	23	4-9	.444	0-0	.000	3-3	1.000	3	4	7	2.8	2	4	0	0	3	11	7.5	
at Northern Iowa	12/06/11	*	37	7-12	.583	0-2	.000	0-3	.000	1	3	4	2.9	4	4	2	0	2	14	8.2
at Iowa State	12/09/11	*	37	5-12	.417	1-1	1.000	10-11	.909	1	3	4	3.0	3	5	2	0	2	21	9.5
DRAKE	12/17/11	*	19	3-7	.429	0-1	.000	4-5	.800	0	1	1	2.8	1	5	2	0	2	10	9.5
CENTRAL ARKANSAS	12/19/11	*	23	5-8	.625	0-0	.000	9-10	.900	2	1	3	2.8	0	6	1	0	1	19	10.3
BOISE STATE	12/22/11	*	31	5-10	.500	0-0	.000	8-10	.800	1	7	8	3.2	1	5	1	3	3	18	10.9
PURDUE	12/28/11	*	35	6-12	.500	0-1	.000	5-8	.625	1	0	1	3.1	2	6	0	1	1	17	11.4
at Wisconsin	12/31/11	*	29	3-6	.500	0-0	.000	1-3	.333	0	4	4	3.1	2	1	1	0	0	7	11.1
at Minnesota	01/04/12	*	33	4-10	.400	0-0	.000	1-5	.200	1	3	4	3.2	2	2	2	0	3	9	10.9
OHIO STATE	01/07/12	*	29	1-8	.125	0-0	.000	3-4	.750	0	3	3	3.2	0	2	2	2	0	5	10.6
at Michigan State	01/10/12	*	36	4-15	.267	2-3	.667	2-3	.667	3	5	8	3.4	3	1	4	0	3	12	10.7
MICHIGAN	01/14/12	*	34	5-12	.417	0-1	.000	3-5	.600	2	4	6	3.6	2	4	2	1	1	13	10.8
at Purdue	01/17/12	*	35	6-10	.600	1-2	.500	5-6	.833	1	4	5	3.7	2	2	3	0	0	18	11.2
NEBRASKA	01/26/12	*	26	3-9	.333	0-1	.000	9-10	.900	2	1	3	3.6	2	3	1	0	2	15	11.3
at Indiana	01/29/12	*	33	6-9	.667	0-1	.000	1-2	.500	1	2	3	3.6	1	5	0	1	1	13	11.4
MINNESOTA	02/01/12	*	32	5-9	.556	1-2	.500	1-1	1.000	2	3	5	3.7	1	2	2	1	2	12	11.4
PENN STATE	02/04/12	*	34	2-3	.667	0-0	.000	1-2	.500	1	7	8	3.8	2	2	4	1	1	5	11.2
at Northwestern	02/09/12	*	33	3-6	.500	1-2	.500	3-3	1.000	1	1	2	3.8	0	3	2	0	1	10	11.1
at Penn State	2/16/12	*	40	4-10	.400	0-2	.000	5-7	.714	2	6	8	3.9	1	6	3	0	1	13	11.2
INDIANA	02/19/12	*	38	4-17	.235	0-2	.000	2-5	.400	3	4	7	4.0	2	7	2	0	4	10	11.1
WISCONSIN	02/23/12	*	33	3-10	.300	1-4	.250	4-5	.800	1	2	3	4.0	3	8	3	0	2	11	11.1
at Illinois	02/26/12	*	38	4-9	.444	0-1	.000	2-2	1.000	1	2	3	4.0	1	6	6	0	4	10	11.1
at Nebraska	02/29/12	*	27	3-10	.300	2-5	.400	3-5	.600	0	3	3	3.9	1	3	3	0	0	11	11.1
NORTHWESTERN	03/03/12	*	30	4-7	.571	1-2	.500	2-2	1.000	0	1	1	3.8	2	0	4	1	1	11	11.1
Totals		23	908	118-280	.421	12-41	.293	96-133	.722	36	83	119	3.8	52	112	57	13	49	344	11.1

Games played: 31
Minutes/game: 29.3
Points/game: 11.1
FG Pct: 42.1
3FG Pct: 29.3
FT Pct: 72.2

Rebounds/game: 3.8
Assists/game: 3.6
Turnovers/game: 1.8
Assist/turnover ratio: 2.0
Steals/game: 1.6
Blocks/game: 0.4

- Opened the Big Ten season by dishing out six assists and scoring 17 points in home game vs. Purdue
- Had 12 points, and collected a team-high eight rebounds and three steals at #6 Michigan State
- Registered 13 points, six rebounds and four assists in win over #13 Michigan
- Recorded 18 points, five rebounds and three assists at Purdue
- Notched 15 points, three assists and two assists in home game against Nebraska, making 9-of-10 free throws
- Tallied 12 points, two assists and two steals in home win over Minnesota, scoring five crucial points in the last two and a half minutes to lead Iowa to the victory
- Equaled a career high with eight rebounds in home win over Penn State
- Played all 40 minutes, a career high, scored 13 points and matched personal best in rebounds (8) at Penn State
- Posted career high in steals (4), along with scoring 10 points, snagging seven rebounds and dishing out seven assists in home win over #18 Indiana

- Recorded career high in assists (8), while scoring 11 points in win over #15 Wisconsin
- Scored 10 points, while dishing out a game-high six assists and matching a career-high four steals at Illinois
- Recorded 11 points, three rebounds and three assists in road win over Nebraska

Personal Bests

Points: 21 at Iowa State, 12/9/11
Rebounds: 8, 3x, last at Penn State, 2/16/12
FGM: 8 vs. Indiana, 1/23/11
FGA: 13 vs. Indiana, 1/23/11
3-pt FG: 2, 3x, last at Michigan, 1/30/11
3-pt FGA: 3, 4x, last at Mich. State, 3/2/11
FTM: 10 at Iowa State, 12/9/11
FTA: 11 at Iowa State, 12/9/11
Assists: 8 vs. Wisconsin, 2/23/12
Steals: 4, 2x, last at Illinois, 2/26/12
Blocks: 3 vs Boise State, 12/22/11
Minutes: 40, at Penn State, 2/16/12

CAREER STATISTICS

YEAR	G/GS	FG-A	PCT	3-PT	PCT	FT-A	PCT	RB	AVG	PF-FO	AS	TO	BK	ST	PTS	AVG
Fresh.	31/6	66-174	.379	11-41	.268	35-66	.530	74	2.4	41-0	41	34	2	21	178	5.7
Soph.	31/23	118-280	.421	12-41	.293	96-133	.722	119	3.8	52-0	112	57	13	49	344	11.1
TOTALS	62/29	184-454	.405	23-82	.280	131-199	.658	193	3.1	93-0	153	91	15	70	522	8.4



IOWA HAWKEYE BASKETBALL

Updated Iowa Player Bio

Eric May



25

Jr., 6-5, 217, Guard/Forward
Dubuque, Iowa
Wahlert HS

- 2011 Academic All-Big Ten honoree
- Did not dress/play in Iowa's home games versus Minnesota (Feb. 1) and #18 Indiana (Feb. 19) due to an injured back
- Playing limited minutes as of late due to an injured back
- Grabbed five or more rebounds in five Big Ten contests
- Dished out a game and career-high five assists in win over Chicago State
- Matched a career best with 20 points on 8-12 shooting from the field, including 3-4 from 3-point range, and 1-3 from the foul line and also pulled down a season-high nine rebounds in win over NC A&T
- Tallied 14 points and had four assists in win over Northern Illinois
- Controlled a team-high six rebounds vs. Creighton
- Recorded 10 points at UNI, hitting 5-of-11 field goals
- Notched 10 points and a game-high three steals in win over Central Arkansas
- Went 4-4 from the line against Purdue to equal his career-best free throws made
- Scored all nine of his points and grabbed all six of his rebounds in the second half in home game vs. Purdue
- Led Iowa in scoring (9) and rebounding (6) for the first time in his career vs. #6 Ohio State
- Had a team-high seven rebounds in win over #13 Michigan

2011-12 Game-by-Game

				Total		3-Pointers		Free throws		Rebounds											
Opponent	Date	gs	min	fg-fga	pct	3fg-fga	pct	ft-fa	pct	off	def	tot	avg	pf	a	t/o	blk	stl	pts	avg	
CHICAGO STATE	11/11/11	*	26	4-10	.400	2-5	.400	2-2	1.000	0	1	1	1.0	1	5	1	1	2	12	12.0	
NORTH CAROLINA A&T	11/14/11	*	32	8-12	.667	3-4	.750	1-3	.333	3	6	9	5.0	2	1	5	0	1	20	16.0	
NORTHERN ILLINOIS	11/17/11	*	19	6-8	.750	2-2	1.000	0-0	.000	0	3	3	4.3	2	4	2	0	0	14	15.3	
vs Creighton	11/20/11	*	23	3-10	.300	0-3	.000	0-0	.000	2	4	6	4.8	3	2	3	1	0	6	13.0	
CAMPBELL	11/23/11	*	20	1-4	.250	0-1	.000	2-4	.500	0	2	2	4.2	2	0	1	0	2	4	11.2	
IPFW	11/26/11	*	11	1-2	.500	0-0	.000	0-0	.000	0	1	1	3.7	2	1	1	0	0	2	9.7	
CLEMSON	11/29/11	*	12	1-6	.167	0-3	.000	0-0	.000	0	2	2	3.4	1	1	0	0	0	2	8.6	
BROWN	12/03/11	*	19	4-8	.500	0-2	.000	0-0	.000	1	3	4	3.5	0	3	0	0	1	8	8.5	
at Northern Iowa	12/06/11	*	30	5-11	.455	0-2	.000	0-1	.000	1	1	2	3.3	3	1	0	0	0	10	8.7	
at Iowa State	12/09/11	*	15	2-5	.400	1-1	1.000	0-0	.000	1	1	2	3.2	3	0	1	0	1	5	8.3	
DRAKE	12/17/11	*	14	0-3	.000	0-2	.000	3-4	.750	2	1	3	3.2	4	1	0	2	2	3	7.8	
CENTRAL ARKANSAS	12/19/11	*	23	3-4	.750	2-2	1.000	2-2	1.000	1	0	1	3.0	0	2	1	0	3	10	8.0	
BOISE STATE	12/22/11	*	21	1-6	.167	1-2	.500	0-0	.000	1	0	1	2.8	1	3	0	1	1	3	7.6	
PURDUE	12/28/11	*	20	2-7	.286	1-2	.500	4-4	1.000	1	5	6	3.1	4	0	1	0	0	9	7.7	
at Wisconsin	12/31/11	*	18	1-4	.250	0-0	.000	0-0	.000	0	5	5	3.2	0	0	1	0	0	2	7.3	
at Minnesota	01/04/12	*	23	3-6	.500	0-1	.000	0-0	.000	0	1	1	3.1	0	1	0	1	0	6	7.3	
OHIO STATE	01/07/12	*	21	4-10	.400	1-2	.500	0-0	.000	2	4	6	3.2	0	1	2	0	2	9	7.4	
at Michigan State	01/10/12	*	13	1-2	.500	0-0	.000	0-1	.000	1	1	2	3.2	1	1	4	0	0	2	7.1	
MICHIGAN	01/14/12	*	18	1-4	.250	0-1	.000	0-0	.000	3	4	7	3.4	1	1	0	0	0	2	6.8	
at Purdue	01/17/12	*	22	0-4	.000	0-1	.000	1-2	.500	0	0	0	3.2	5	1	1	0	1	1	6.5	
NEBRASKA	01/26/12	*	19	2-5	.400	1-1	1.000	0-1	.000	1	4	5	3.3	2	1	1	1	1	5	6.4	
at Indiana	01/29/12		5	0-0	.000	0-0	.000	0-0	.000	1	0	1	3.2	0	0	1	0	0	0	6.1	
PENN STATE	02/04/12		12	2-4	.500	0-0	.000	0-0	.000	1	1	2	3.1	1	1	2	0	2	4	6.0	
at Northwestern	02/09/12		8	0-1	.000	0-1	.000	0-0	.000	0	1	1	3.0	2	1	3	0	0	0	5.8	
at Penn State	2/16/12		5	1-2	.500	0-1	.000	0-0	.000	0	0	0	2.9	0	0	0	0	1	2	5.6	
WISCONSIN	02/23/12		2	0-0	.000	0-0	.000	0-0	.000	0	0	0	2.8	1	0	0	0	0	0	5.4	
at Illinois	02/26/12		3	0-1	.000	0-1	.000	0-0	.000	0	0	0	2.7	0	0	0	0	0	0	5.2	
at Nebraska	02/29/12		8	0-0	.000	0-0	.000	0-0	.000	0	2	2	2.7	1	1	0	0	0	0	5.0	
NORTHWESTERN	03/03/12		3	0-0	.000	0-0	.000	0-0	.000	0	0	0	2.6	0	0	0	0	0	0	4.9	
Totals			21	465	56-139	.403	14-40	.350	15-24	.625	22	53	75	2.6	42	33	31	7	20	141	4.9

Games played: 29
Minutes/game: 16.0
Points/game: 4.9
FG Pct: 40.3
3FG Pct: 35.0
FT Pct: 62.5

Rebounds/game: 2.6
Assists/game: 1.1
Turnovers/game: 1.1
Assist/turnover ratio: 1.1
Steals/game: 0.7
Blocks/game: 0.2

Personal Bests

Points: 20, 2x, last vs. NC A&T, 11/14/11
Rebounds: 11 vs. Prairie View A&M, 12/5/09
FGM: 8, 2x, last at Wake Forest, 11/30/10
FGA: 16 vs. South Dakota State, 11/14/10
3-pt FG: 5 vs. Ohio State, 1/27/10
3-pt FGA: 10 vs. Ohio State, 1/27/10
FTM: 4, 3x, last vs. Purdue, 12/28/11
FTA: 8 vs. Illinois, 12/29/10
Assists: 5 vs. Chicago State, 11/11/11
Steals: 7 vs. SIUE, 11/26/10
Blocks: 3, 3x, last at Michigan, 1/30/10
Minutes: 43 vs. Michigan, 2/16/10

CAREER STATISTICS

YEAR	G/GS	FG-A	PCT	3-PT	PCT	FT-A	PCT	RB	AVG	PF-FO	AS	TO	BK	ST	PTS	AVG
Fresh.	32/23	104-259	.402	41-143	.287	38-57	.667	147	4.6	74-1	44	59	26	34	287	9.0
Soph.	30/25	88-204	.423	26-66	.394	32-53	.604	88	2.9	41-1	38	60	9	38	234	7.8
Junior	29/21	56-139	.403	14-40	.350	15-24	.625	75	2.6	42-1	33	31	7	20	141	5.0
TOTALS	91/69	248-606	.409	81-249	.325	85-134	.634	310	3.4	157-3	115	150	42	92	662	7.3



IOWA HAWKEYE BASKETBALL

Updated Iowa Player Bio

Zach McCabe



15

So., 6-7, 232, Forward
Sioux City, Iowa
Bishop Heelan HS

- Ranks third on the team in rebounds (4.5) and fifth in scoring (7.3)
- Tallied 20 points in back-to-back games (at Purdue and vs. Nebraska)
- Started 28 career games, including the last 26
- Averaged 4.5 rebounds as a starter this year
- Has fouled out six times this season, including the three of the last six games (at Penn State, vs. #18 Indiana, vs. Northwestern)
- Started third career game, and first of the season, in win over IPFW scoring 12 points grabbing three steals
- Had 13 points and five rebounds in win over Chicago State
- Tallied 12 points, six rebounds and two assists in win over NC A&T
- Scored eight points and had two steals and two assists in win over Northern Illinois
- Notched six points, a team-high seven rebounds, two steals and two assists against Campbell
- Recorded seven points, two steals and a team-high seven rebounds against Clemson
- Netted nine points and snagged seven boards in win over Brown
- Registered eight points and six rebounds in win over Drake, making 4-of-5 from the field
- Tallied eight points and grabbed eight rebounds in win over Central Arkansas, in only 13 minutes of action
- Grabbed a team-high seven boards and shot 100 percent from behind the arc (2-2) and the free throw line (4-4), recording 12 points in road win over Minnesota

2011-12 Game-by-Game

Opponent	Date	gs	min	Total		3-Pointers		Free throws		Rebounds			pf	a	t/o	blk	stl	pts	avg	
				fg-fga	pct	3fg-fga	pct	ft-fa	pct	off	def	tot								avg
CHICAGO STATE	11/11/11	18	5-11	.455	2-5	.400	1-3	.333	2	3	5	5.0	1	1	0	0	1	13	13.0	
NORTH CAROLINA A&T	11/14/11	25	4-5	.800	1-2	.500	3-4	.750	2	4	6	5.5	2	2	2	0	0	12	12.5	
NORTHERN ILLINOIS	11/17/11	15	3-6	.500	2-3	.667	0-0	.000	1	0	1	4.0	2	2	1	0	2	8	11.0	
vs Creighton	11/20/11	20	0-4	.000	0-1	.000	0-2	.000	1	0	1	3.3	1	1	0	0	2	0	8.3	
CAMPBELL	11/23/11	24	3-11	.273	0-2	.000	0-0	.000	6	1	7	4.0	4	2	3	0	2	6	7.8	
IPFW	11/26/11	*	27	4-6	.667	1-1	1.000	3-4	.750	1	2	3	3.8	4	0	0	0	3	12	8.5
CLEMSON	11/29/11	*	19	3-4	.750	0-0	.000	1-1	1.000	2	5	7	4.3	5	0	3	0	2	7	8.3
BROWN	12/03/11	*	19	3-6	.500	1-1	1.000	2-2	1.000	4	3	7	4.6	3	0	2	0	0	9	8.4
at Northern Iowa	12/06/11	*	17	1-3	.333	0-0	.000	0-0	.000	1	4	5	4.7	5	1	3	0	0	2	7.7
at Iowa State	12/09/11	*	16	3-4	.750	0-0	.000	2-2	1.000	0	3	3	4.5	4	1	1	0	0	8	7.7
DRAKE	12/17/11	*	24	4-5	.800	0-0	.000	0-0	.000	3	3	6	4.6	2	1	0	0	2	8	7.7
CENTRAL ARKANSAS	12/19/11	*	13	3-7	.429	0-1	.000	2-2	1.000	4	4	8	4.9	3	1	0	0	0	8	7.8
BOISE STATE	12/22/11	*	11	1-3	.333	0-0	.000	0-0	.000	0	2	2	4.7	2	0	1	0	0	2	7.3
PURDUE	12/28/11	*	16	2-3	.667	0-0	.000	1-1	1.000	2	3	5	4.7	4	0	1	0	0	5	7.1
at Wisconsin	12/31/11	*	23	3-5	.600	0-2	.000	0-0	.000	1	2	3	4.6	4	0	2	0	0	6	7.1
at Minnesota	01/04/12	*	32	3-7	.429	2-2	1.000	4-4	1.000	4	3	7	4.8	3	2	2	0	1	12	7.4
OHIO STATE	01/07/12	*	18	2-4	.500	0-0	.000	2-2	1.000	0	0	0	4.5	4	2	1	1	1	6	7.3
at Michigan State	01/10/12	*	19	2-7	.286	0-1	.000	3-3	1.000	2	0	2	4.3	3	0	2	0	0	7	7.3
MICHIGAN	01/14/12	*	24	4-5	.800	0-0	.000	3-5	.600	2	5	7	4.5	4	3	1	0	0	11	7.5
at Purdue	01/17/12	*	36	7-13	.538	3-5	.600	3-7	.429	3	2	5	4.5	3	0	2	1	2	20	8.1
NEBRASKA	01/26/12	*	30	9-11	.818	2-3	.667	0-0	.000	1	5	6	4.6	5	1	2	1	2	20	8.7
at Indiana	01/29/12	*	21	1-3	.333	0-0	.000	1-1	1.000	1	1	2	4.5	3	0	1	1	0	3	8.4
MINNESOTA	02/01/12	*	23	2-5	.400	1-2	.500	3-4	.750	4	6	10	4.7	4	4	3	0	4	8	8.4
PENN STATE	02/04/12	*	31	3-7	.429	0-1	.000	4-4	1.000	0	5	5	4.7	4	1	4	0	0	10	8.5
at Northwestern	02/09/12	*	18	0-2	.000	0-1	.000	0-0	.000	1	0	1	4.6	4	2	2	0	0	0	8.1
at Penn State	2/16/12	*	23	0-1	.000	0-0	.000	2-2	1.000	1	1	2	4.5	5	2	3	2	0	2	7.9
INDIANA	02/19/12	*	6	1-3	.333	0-1	.000	0-0	.000	1	0	1	4.3	5	0	1	0	0	2	7.7
WISCONSIN	02/23/12	*	20	2-6	.333	2-2	1.000	0-0	.000	3	1	4	4.3	2	0	5	0	1	6	7.6
at Illinois	02/26/12	*	22	1-5	.200	0-2	.000	2-2	1.000	1	6	7	4.4	4	0	0	0	1	4	7.5
at Nebraska	02/29/12	*	20	2-2	1.000	0-0	.000	0-0	.000	2	3	5	4.4	3	2	1	0	0	4	7.4
NORTHWESTERN	03/03/12	*	22	1-4	.250	0-1	.000	4-6	.667	1	5	6	4.5	5	1	3	1	0	6	7.3
Totals		26	652	82-168	.488	17-39	.436	46-61	.754	57	82	139	4.5	107	32	52	7	26	227	7.3

Games played: 31
Minutes/game: 21.0
Points/game: 7.3
FG Pct: 48.8
3FG Pct: 43.6
FT Pct: 75.4

Rebounds/game: 4.5
Assists/game: 1.0
Turnovers/game: 1.7
Assist/turnover ratio: 0.6
Steals/game: 0.8
Blocks/game: 0.2

- Recorded 11 points (4-of-5 from the field), seven rebounds and three assists in win over #13 Michigan
- Had a career night at Purdue, setting or equaling career highs in points (20), field goals attempted (13), free throws attempted (7) and minutes played (36)
- Equaled a career high with 20 points in home contest against Nebraska, making a career-best nine field goals (9-of-11)
- Set career-highs with 10 rebounds, four steals and four assists, to go along with eight points, in home win over Minnesota
- Tallied 10 points and five rebounds in home win over Penn State
- Blocked a career-high two shots at Penn State
- Pulled down a team-high seven boards at Illinois

Personal Bests

Points: 20, 2x, last vs. Nebraska, 1/26/12
Rebounds: 10 vs. Minnesota, 2/1/12
FGM: 9 vs. Nebraska, 1/26/12
FGA: 13, 2x, last at Purdue, 1/17/12
3-pt FG: 4 vs. SIUE, 11/26/10
3-pt FGA: 7 vs. SIUE, 11/26/10
FTM: 6 vs. Alabama, 11/20/10
FTA: 7, 2x, last at Purdue, 1/17/12
Assists: 4 vs. Minnesota, 2/1/12
Steals: 4 vs. Minnesota, 2/1/12
Blocks: 2, at Penn State, 2/16/12
Minutes: 36 at Purdue, 1/17/12

CAREER STATISTICS

YEAR	G/GS	FG-A	PCT	3-PT	PCT	FT-A	PCT	RB	AVG	PF-FO	AS	TO	BK	ST	PTS	AVG
Fresh.	31/2	59-169	.349	24-84	.286	37-46	.804	111	3.6	69-3	24	48	1	22	179	5.8
Soph.	31/26	82-168	.488	17-39	.436	46-61	.754	139	4.5	107-6	32	52	7	26	227	7.3
TOTALS	62/28	141-337	.418	41-123	.333	83-107	.776	250	4.0	176-9	56	100	8	48	406	6.5



IOWA HAWKEYE BASKETBALL

Updated Iowa Player Bio

Stephen McCarty



14

So., 6-2, 160, Guard
Auburn Hills, Mich.
West Bloomfield HS

- Non-scholarship athlete
- Saw action in eight games

Personal Bests

Points: 2 vs. N. Illinois, 11/17/11
Rebounds: 1 vs. Ohio State, 1/7/12
FGM: 1 vs. N. Illinois, 11/17/11
FGA: 2 vs. N. Illinois, 11/17/11
3-pt FG: ---
3-pt FGA: ---
FTM: ---
FTA: ---
Assists: ---
Steals: ---
Blocks: ---
Minutes: 4, 2x, last C. Arkansas, 12/19/11

2011-12 Game-by-Game

Opponent	Date	gs	min	Total		3-Pointers		Free throws		Rebounds				pf	a	t/o	blk	stl	pts	avg
				fg-fga	pct	3fg-fga	pct	ft-fa	pct	off	def	tot	avg							
CHICAGO STATE	11/11/11	4	0-0	.000	0-0	.000	0-0	.000	0-0	0	0	0	0.0	0	0	0	0	0	0	0.0
NORTHERN ILLINOIS	11/17/11	2	1-2	.500	0-1	.000	0-0	.000	0-0	0	0	0	0.0	1	0	0	0	0	2	1.0
CLEMSON	11/29/11	2	0-0	.000	0-0	.000	0-0	.000	0-0	0	0	0	0.0	0	0	2	0	0	0	0.7
BROWN	12/03/11	3	0-1	.000	0-0	.000	0-0	.000	0-0	0	0	0	0.0	1	0	0	0	0	0	0.5
CENTRAL ARKANSAS	12/19/11	4	0-1	.000	0-0	.000	0-0	.000	0-0	0	0	0	0.0	0	0	0	0	0	0	0.4
OHIO STATE	01/07/12	2	0-1	.000	0-0	.000	0-0	.000	0-0	1	0	1	0.2	0	0	0	0	0	0	0.3
at Indiana	01/29/12	1	0-0	.000	0-0	.000	0-0	.000	0-0	0	0	0	0.1	0	0	0	0	0	0	0.3
at Northwestern	02/09/12	1	0-0	.000	0-0	.000	0-0	.000	0-0	0	0	0	0.1	0	0	0	0	0	0	0.3
Totals		0	19	1-5	.200	0-1	.000	0-0	.000	1	0	1	0.1	2	0	2	0	0	2	0.3

Games played: 8
 Minutes/game: 2.4
 Points/game: 0.3
 FG Pct: 20.0
 3FG Pct: 0.0

Rebounds/game: 0.1
 Turnovers/game: 0.3

CAREER STATISTICS

YEAR	G/GS	FG-A	PCT	3-PT	PCT	FT-A	PCT	RB	AVG	PF-FO	AS	TO	BK	ST	PTS	AVG
Fresh.	8/0	1-5	.200	0-1	.000	0-0	.000	1	0.1	2-0	0	2	0	0	2	0.3



IOWA HAWKEYE BASKETBALL

Updated Iowa Player Bio

Josh Oglesby



2

Fr., 6-5, 190, Guard
Cedar Rapids, Iowa
Washington HS

- Led Iowa in scoring against Creighton, Northern Illinois, Clemson and #16 Indiana
- Ranks sixth in team scoring (6.2)
- Started first career game at Penn State (Feb. 16)
- Ranks fourth in 3-pointers made (37) and seventh in percentage (.343) for an Iowa freshman
- 57.8% of his scoring comes from 3-point territory (111-of-192 points), which ranks third amongst Big Ten players
- Drained at least one triple in 21-of-31 games
- Scored in all but five games this season (vs. North Carolina A&T, at Minnesota, at Purdue, vs. Penn State, vs. Wisconsin)
- Tallied four points and collected four assists and two rebounds in win over Chicago State
- Netted 16 points, bolstered by 4-of-7 shooting from 3-point range, and controlled five rebounds in win over Northern Illinois
- Scored a team-best 14 points on 5-8 shooting from the field, including 3-5 from 3-point range, vs. Creighton
- Recorded six points against Campbell, hitting both 3-point attempts
- Had six points and dished out two assists in win over IPFW
- Notched a team-best 15 points against Clemson, making 3-of-4 three-pointers and a season-best 4-of-4 free throw attempts; added two steals
- Registered five points, three assists and a block in win over Drake
- Tallied nine points in the win over Central Arkansas
- Recorded nine points and a season-high four free throw attempts (3-of-4) in win over Boise State

2011-12 Game-by-Game

Opponent	Date	gs	min	Total		3-Pointers		Free throws		Rebounds				pf	a	t/o	blk	stl	pts	avg
				fg-fga	pct	3fg-fga	pct	ft-fa	pct	off	def	tot	avg							
CHICAGO STATE	11/11/11	19	1-7	.143	1-6	.167	1-2	.500	1-1	2	2.0	0	4	0	0	0	4	4.0		
NORTH CAROLINA A&T	11/14/11	7	0-2	.000	0-2	.000	0-0	.000	0	1	1.5	1	2	1	0	0	0	2.0		
NORTHERN ILLINOIS	11/17/11	23	6-9	.667	4-7	.571	0-0	.000	0	5	2.7	1	2	1	0	1	16	6.7		
vs Creighton	11/20/11	20	5-8	.625	3-5	.600	1-2	.500	0	1	2.3	0	2	0	1	0	14	8.5		
CAMPBELL	11/23/11	12	2-3	.667	2-2	1.000	0-0	.000	0	0	1.8	0	0	2	0	0	6	8.0		
IPFW	11/26/11	18	2-6	.333	1-5	.200	1-3	.333	0	1	1.7	0	2	0	0	0	6	7.7		
CLEMSON	11/29/11	25	4-9	.444	3-4	.750	4-4	1.000	1	2	3	1.9	0	0	0	2	15	8.7		
BROWN	12/03/11	17	1-5	.200	0-2	.000	0-0	.000	0	3	2.0	1	1	0	0	0	2	7.9		
at Northern Iowa	12/06/11	20	3-6	.500	1-3	.333	0-1	.000	0	1	1.9	1	0	1	0	0	7	7.8		
at Iowa State	12/09/11	22	2-6	.333	1-4	.250	1-1	1.000	1	2	3	2.0	1	1	0	0	6	7.6		
DRAKE	12/17/11	19	2-5	.400	1-3	.333	0-0	.000	0	2	2	2.0	0	3	0	1	0	5	7.4	
CENTRAL ARKANSAS	12/19/11	17	4-6	.667	1-2	.500	0-0	.000	0	2	2	2.0	1	2	0	0	0	9	7.5	
BOISE STATE	12/22/11	22	2-4	.500	2-4	.500	3-4	.750	1	0	1	1.9	0	1	1	0	0	9	7.6	
PURDUE	12/28/11	14	1-2	.500	1-1	1.000	0-0	.000	0	2	2	1.9	0	0	1	0	0	3	7.3	
at Wisconsin	12/31/11	9	1-4	.250	0-1	.000	0-0	.000	0	1	1	1.9	0	0	0	0	0	2	6.9	
at Minnesota	01/04/12	8	0-3	.000	0-3	.000	0-0	.000	0	1	1	1.8	0	0	0	0	0	0	6.5	
OHIO STATE	01/07/12	20	2-6	.333	1-5	.200	2-2	1.000	0	0	0	1.7	0	0	1	0	0	7	6.5	
at Michigan State	01/10/12	17	1-6	.167	0-4	.000	0-0	.000	0	0	0	1.6	0	1	1	0	0	2	6.3	
MICHIGAN	01/14/12	16	3-5	.600	1-2	.500	0-0	.000	0	2	2	1.6	1	2	0	0	0	7	6.3	
at Purdue	01/17/12	8	0-1	.000	0-0	.000	0-0	.000	0	0	0	1.6	1	1	0	0	0	0	6.0	
NEBRASKA	01/26/12	16	2-6	.333	1-4	.250	0-0	.000	0	1	1	1.5	1	0	0	0	0	5	6.0	
at Indiana	01/29/12	20	8-12	.667	6-8	.750	2-2	1.000	0	1	1	1.5	1	1	1	0	0	24	6.8	
MINNESOTA	02/01/12	21	0-5	.000	0-2	.000	2-2	1.000	2	0	2	1.5	1	1	1	0	0	2	6.6	
PENN STATE	02/04/12	8	0-2	.000	0-2	.000	0-0	.000	0	0	0	1.5	0	0	0	0	0	0	6.3	
at Northwestern	02/09/12	17	2-5	.400	1-2	.500	0-0	.000	0	0	0	1.4	1	1	0	0	0	5	6.2	
at Penn State	2/16/12	* 27	1-7	.143	0-5	.000	1-3	.333	0	3	3	1.5	3	3	0	0	1	3	6.1	
INDIANA	02/19/12	* 36	2-8	.250	2-5	.400	5-6	.833	0	1	1	1.4	2	2	0	0	0	11	6.3	
WISCONSIN	02/23/12	* 31	0-3	.000	0-2	.000	0-0	.000	2	2	4	1.5	1	2	0	0	1	0	6.1	
at Illinois	02/26/12	* 27	4-10	.400	1-5	.200	0-0	.000	0	2	2	1.6	4	0	1	0	0	9	6.2	
at Nebraska	02/29/12	* 19	3-5	.600	2-4	.500	0-0	.000	0	2	2	1.6	1	1	1	0	1	8	6.2	
NORTHWESTERN	03/03/12	23	1-4	.250	1-4	.250	2-2	1.000	0	4	4	1.6	1	3	2	0	0	5	6.2	
Totals		5	578	65-170	.382	37-108	.343	25-34	.735	8	43	51	1.6	24	38	15	2	6	192	6.2

Games played: 31
Minutes/game: 18.6
Points/game: 6.2
FG Pct: 38.2
3FG Pct: 34.3
FT Pct: 73.5

Rebounds/game: 1.6
Assists/game: 1.2
Turnovers/game: 0.5
Assist/turnover ratio: 2.5
Steals/game: 0.2
Blocks/game: 0.1

- Registered seven points (all in first half), two rebounds and two assists off the bench in win over #13 Michigan
- Led Iowa in scoring at #16 Indiana with a career-high 24 points, tallying career-bests in field goals made and attempted (8-of-12), and 3-pointers made and attempted (6-of-8)
- Had three points, three rebounds and three assists in his first career start, playing a personal-high 27 minutes at Penn State
- Tallied 11 points and had two assists, in his second career start, in home win over #18 Indiana
- Scored nine points, all in second half, at Illinois
- Netted eight points, including two key second-half 3 pointers in road win over Nebraska

Personal Bests

Points: 24 at Indiana, 1/29/12
Rebounds: 5 vs. N. Illinois, 11/17/11
FGM: 8 at Indiana, 1/29/12
FGA: 12 at Indiana, 1/29/12
3-pt FG: 6 at Indiana, 1/29/12
3-pt FGA: 8 at Indiana, 1/29/12
FTM: 4 vs. Clemson, 11/29/11
FTA: 4, 2x, last vs. Boise State, 12/22/11
Assists: 4 vs. Chicago State, 11/11/11
Steals: 2 vs. Clemson, 11/29/11
Blocks: 1, 2x, last vs. Drake, 12/17/11
Minutes: 35 vs. Indiana, 2/19/12

CAREER STATISTICS

YEAR	G/GS	FG-A	PCT	3-PT	PCT	FT-A	PCT	RB	AVG	PF-FO	AS	TO	BK	ST	PTS	AVG
Fresh.	31/5	65-170	.382	37-108	.343	25-34	.735	51	1.6	24-0	38	15	2	6	192	6.2



IOWA HAWKEYE BASKETBALL

Updated Iowa Player Bio

Gabriel Olaseni



0

Fr., 6-10, 225, Center
London, England
Sunrise Christian Academy

- Saw action in 15 contests, including six of the last 10
- Scored eight points and corralled four rebounds in win over Chicago State
- Grabbed five rebounds and had an assist in win over Northern Illinois
- Made his only field goal attempt and grabbed one rebound in win over IPFW
- Equaled a career best with eight points, on 4-of-5 field goal attempts, and tallied a career-high three blocks in win over Central Arkansas
- Notched two points and two blocks at #16 Indiana
- Collected a career-high two steals at Penn State

Personal Bests

Points: 8, 2x, last C. Arkansas, 12/19/11
Rebounds: 5 vs. N. Illinois, 11/17/11
FGM: 4 vs. C. Arkansas, 12/19/11
FGA: 5 vs. C. Arkansas, 12/19/11
3-pt FG: - - -
3-pt FGA: - - -
FTM: 6 vs. Chicago State, 11/11/11
FTA: 8 vs. Chicago State, 11/11/11
Assists: 1, 3x, last C. Arkansas, 12/19/11
Steals: 2 at Penn State, 2/16/12
Blocks: 3 vs. C. Arkansas, 12/19/11
Minutes: 12 vs. N. Illinois, 11/17/11

2011-12 Game-by-Game

Opponent	Date	gs	min	Total		3-Pointers		Free throws		Rebounds				pf	a	t/o	blk	stl	pts	avg
				fg-fga	pct	3fg-fga	pct	ft-fa	pct	off	def	tot	avg							
CHICAGO STATE	11/11/11	9	1-2	.500	0-0	.000	0-0	.750	3	1	4	4.0	1	0	0	0	0	0	8	8.0
NORTHERN ILLINOIS	11/17/11	12	0-3	.000	0-0	.000	0-0	.000	2	3	5	4.5	0	1	1	0	0	0	0	4.0
vs Creighton	11/20/11	3	0-0	.000	0-0	.000	0-0	.000	1	0	1	3.3	0	0	0	0	0	0	0	2.7
IPFW	11/26/11	5	1-1	1.000	0-0	.000	0-0	.000	0	1	1	2.8	1	0	1	0	0	0	2	2.5
CLEMSON	11/29/11	5	0-0	.000	0-0	.000	0-0	.000	0	0	0	2.2	0	1	0	0	0	0	0	2.0
at Northern Iowa	12/06/11	1	0-0	.000	0-0	.000	0-0	.000	0	0	0	1.8	0	0	0	0	0	0	0	1.7
CENTRAL ARKANSAS	12/19/11	9	4-5	.800	0-0	.000	0-0	.000	1	1	2	1.9	1	1	0	3	0	8	8	2.6
at Wisconsin	12/31/11	2	0-1	.000	0-0	.000	0-0	.000	0	0	0	1.6	0	0	0	0	0	0	0	2.3
OHIO STATE	01/07/12	7	1-1	1.000	0-0	.000	0-0	.000	0	1	1	1.6	1	0	1	0	1	2	2	2.2
at Michigan State	01/10/12	5	0-0	.000	0-0	.000	0-0	.000	0	3	3	1.7	1	0	0	1	1	0	0	2.0
at Indiana	01/29/12	9	0-1	.000	0-0	.000	0-0	.500	2	1	1	1.6	1	0	1	2	0	2	2	2.0
MINNESOTA	02/01/12	3	0-0	.000	0-0	.000	0-0	.000	0	0	0	1.5	0	0	1	0	0	0	0	1.8
at Northwestern	02/09/12	1	0-0	.000	0-0	.000	0-0	.000	0	0	0	1.4	0	0	0	0	0	0	0	1.7
at Penn State	2/16/12	6	0-2	.000	0-0	.000	0-0	.000	1	0	1	1.4	1	0	1	1	2	0	1	1.6
INDIANA	02/19/12	1	0-0	.000	0-0	.000	0-0	.000	0	0	0	1.3	3	0	1	0	0	0	0	1.5
at Illinois	02/26/12	3	0-0	.000	0-0	.000	0-0	.000	0	1	1	1.3	0	0	0	0	0	0	0	1.4
Totals		0	81	7-16	.438	0-0	.000	8-13	.615	8	12	20	1.3	10	3	7	7	4	22	1.4

Games played: 16
 Minutes/game: 5.1
 Points/game: 1.4
 FG Pct: 43.8
 FT Pct: 61.5

Rebounds/game: 1.3
 Assists/game: 0.2
 Turnovers/game: 0.4
 Assist/turnover ratio: 0.4
 Steals/game: 0.3
 Blocks/game: 0.4

CAREER STATISTICS

YEAR	G/GS	FG-A	PCT	3-PT	PCT	FT-A	PCT	RB	AVG	PF-FO	AS	TO	BK	ST	PTS	AVG
Fresh.	16/0	7-16	.438	0-0	.000	8-13	.615	20	1.3	10-0	3	7	7	4	22	1.4



IOWA HAWKEYE BASKETBALL

Updated Iowa Player Bio

Christopher Rickert



11

Jr, 6-3, 180, Junior
Sioux City, Iowa
Bixhop Heelan HS

- Non-scholarship athlete
- Saw first career action in win over Central Arkansas

Personal Bests

Points: ---
Rebounds: ---
FGM: ---
FGA: ---
3-pt FG: ---
3-pt FGA: ---
FTM: ---
FTA: ---
Assists: ---
Steals: ---
Blocks: ---
Minutes: 2 vs. C. Arkansas, 12/19/11

2011-12 Game-by-Game

Opponent	Date	gs	min	Total		3-Pointers		Free throws		Rebounds				pf	a	t/o	blk	stl	pts	avg
				fg-fga	pct	3fg-fga	pct	ft-fa	pct	off	def	tot	avg							
CENTRAL ARKANSAS	12/19/11	2		0-0	.000	0-0	.000	0-0	.000	0	0	0	0.0	0	0	0	0	0	0	0.0
Totals		0	2	0-0	.000	0-0	.000	0-0	.000	0	0	0	0.0	0	0	0	0	0	0	0.0

Games played: 1
Minutes/game: 2.0

CAREER STATISTICS

YEAR	G/GS	FG-A	PCT	3-PT	PCT	FT-A	PCT	RB	AVG	PF-FO	AS	TO	BK	ST	PTS	AVG
Fresh.	1/0	0-0	.000	0-0	.000	0-0	.000	0	0.0	0-0	0	0	0	0	0	0.0






IOWA HAWKEYE BASKETBALL

Updated Iowa Player Bio

Darius Stokes



34

Fr.-RS, 6-7, 203, Forward
Cedar Rapids, Iowa
Linn-Mar HS

- Non-scholarship athlete
- Redshirted last season
- Saw action in 11 career games, including the last two
- Had one rebound in his first collegiate game vs. Chicago State
- Scored first career points on an offensive rebound putback and rejected a shot vs. Creighton
- Tallied a steal, block and rebound in three minutes of action against Clemson
- Grabbed a career-high four rebounds and had an assist in win over Central Arkansas
- Scored on a tip-in during a crucial stretch in Iowa's home win over #18 Indiana

Personal Bests

Points: 2, 2x, last vs. Indiana, 2/19/12
Rebounds: 4 vs. C. Arkansas, 12/19/11
FGM: 1 vs. Creighton, 11/20/11
FGA: 1, 4x, last vs. Ohio State, 1/7/12
3-pt FG: ---
3-pt FGA: ---
FTM: ---
FTA: ---
Assists: 1, 2x, last vs. C. Arkansas, 12/19/11
Steals: 1 vs. Clemson, 11/29/11
Blocks: 1, 2x, last vs. Clemson, 11/29/11
Minutes: 6 vs. C. Arkansas, 12/19/11

2011-12 Game-by-Game

Opponent	Date	gs	min	Total		3-Pointers		Free throws		Rebounds				pf	a	t/o	blk	stl	pts	avg
				fg-fga	pct	3fg-fga	pct	ft-fa	pct	off	def	tot	avg							
CHICAGO STATE	11/11/11	4		0-1	.000	0-0	.000	0-0	.000	0	1	1	1.0	1	0	1	0	0	0	0.0
NORTHERN ILLINOIS	11/17/11	4		0-1	.000	0-0	.000	0-0	.000	0	0	0	0.5	1	1	0	0	0	0	0.0
vs Creighton	11/20/11	2		1-1	1.000	0-0	.000	0-0	.000	1	0	1	0.7	0	0	0	1	0	2	0.7
CLEMSON	11/29/11	3		0-0	.000	0-0	.000	0-0	.000	0	1	1	0.8	1	0	0	1	1	0	0.5
BROWN	12/03/11	3		0-0	.000	0-0	.000	0-0	.000	0	0	0	0.6	0	0	0	0	0	0	0.4
CENTRAL ARKANSAS	12/19/11	6		0-0	.000	0-0	.000	0-0	.000	0	4	4	1.2	2	1	1	0	0	0	0.3
OHIO STATE	01/07/12	4		0-1	.000	0-0	.000	0-0	.000	0	1	1	1.1	0	0	0	0	0	0	0.3
at Indiana	01/29/12	1		0-0	.000	0-0	.000	0-0	.000	0	0	0	1.0	0	0	0	0	0	0	0.3
at Northwestern	02/09/12	1		0-0	.000	0-0	.000	0-0	.000	0	0	0	0.9	0	0	0	0	0	0	0.2
INDIANA	02/19/12	5		1-1	1.000	0-0	.000	0-0	.000	1	0	1	0.9	1	0	0	0	0	2	0.4
WISCONSIN	02/23/12	2		0-0	.000	0-0	.000	0-0	.000	0	0	0	0.8	0	0	0	0	0	0	0.4
Totals		0	35	2-5	.400	0-0	.000	0-0	.000	2	7	9	0.8	6	2	2	2	1	4	0.4

Games played: 11
 Minutes/game: 3.2
 Points/game: 0.4
 FG Pct: 40.0

Rebounds/game: 0.8
 Assists/game: 0.2
 Turnovers/game: 0.2
 Assist/turnover ratio: 1.0
 Steals/game: 0.1
 Blocks/game: 0.2

CAREER STATISTICS

YEAR	G/GS	FG-A	PCT	3-PT	PCT	FT-A	PCT	RB	AVG	PF-FO	AS	TO	BK	ST	PTS	AVG
Fresh.	11/0	2-5	.400	0-0	.000	0-0	.000	9	0.8	6-0	2	2	2	1	4	0.4



IOWA HAWKEYE BASKETBALL

Updated Iowa Player Bio

Branden Stubbs



32

So., 6-2, 175, Guard
Pleasant Hill, Iowa
Des Moines Christian HS

- Non-scholarship athlete
- Saw action in 16 career contests
- Scored five points and had two steals and an assist in win over Chicago State
- Matched a personal best with two steals and scored three points in win over Northern Illinois
- Recorded two points against Clemson, going 2-of-2 from the charity stripe
- Tallied career highs in assists (3) and rebounds (2), and scored two points in win over Central Arkansas

Personal Bests

Points: 12 vs. SIUE, 11/26/10
Rebounds: 2 vs. C. Arkansas, 12/19/11
FGM: 3 vs. SIUE, 11/26/10
FGA: 3, 2x, last vs. C. Arkansas, 12/19/11
3-pt FG: 2 vs. SIUE, 11/26/10
3-pt FGA: 2 vs. SIUE, 11/26/10
FTM: 4 vs. SIUE, 11/26/10
FTA: 4 vs. SIUE, 11/26/10
Assists: 3 vs. C. Arkansas, 12/19/11
Steals: 2, 2x, last vs. N. Illinois, 11/17/11
Blocks: - - -
Minutes: 9 vs. SIUE, 11/26/10

2011-12 Game-by-Game

Opponent	Date	Total		3-Pointers		Free throws		Rebounds				pf	a	t/o	blk	stl	pts	avg		
		gs	min	fg-fga	pct	3fg-fga	pct	ft-fa	pct	off	def								tot	avg
CHICAGO STATE	11/11/11	6	2	1-2	1.000	1-1	1.000	0-0	.000	0	0	0	0.0	0	1	1	0	2	5	5.0
NORTHERN ILLINOIS	11/17/11	8	1	1-2	.500	1-2	.500	0-0	.000	0	0	0	0.0	0	0	0	2	3	4.0	
vs Creighton	11/20/11	4	0	0-1	.000	0-0	.000	0-0	.000	0	1	1	0.3	1	1	0	0	0	0	2.7
CLEMSON	11/29/11	2	0	0-0	.000	0-0	.000	2-2	1.000	0	0	0	0.3	0	0	0	0	0	2	2.5
BROWN	12/03/11	3	0	0-0	.000	0-0	.000	0-0	.000	0	0	0	0.2	1	0	2	0	0	0	2.0
CENTRAL ARKANSAS	12/19/11	6	1	1-3	.333	0-0	.000	0-0	.000	0	2	2	0.5	1	3	1	0	0	2	2.0
OHIO STATE	01/07/12	2	0	0-0	.000	0-0	.000	0-0	.000	0	0	0	0.4	0	0	1	0	0	0	1.7
at Michigan State	01/10/12	2	0	0-0	.000	0-0	.000	0-0	.000	0	0	0	0.4	0	0	0	0	0	0	1.5
at Indiana	01/29/12	3	1	1-1	1.000	0-0	.000	0-0	.000	0	0	0	0.3	0	1	0	0	0	2	1.6
at Northwestern	02/09/12	1	0	0-0	.000	0-0	.000	0-0	.000	0	0	0	0.3	0	0	1	0	0	0	1.4
INDIANA	02/19/12	2	0	0-0	.000	0-0	.000	0-0	.000	0	0	0	0.3	0	0	0	0	0	0	1.3
NORTHWESTERN	03/03/12	0	0	0-0	.000	0-0	.000	0-0	.000	0	0	0	0.3	0	0	0	0	0	0	1.2
Totals		0	39	5-9	.556	2-3	.667	2-2	1.000	0	3	3	0.3	3	6	6	0	4	14	1.2

Games played: 12
 Minutes/game: 3.3
 Points/game: 1.2
 FG Pct: 55.6
 3FG Pct: 66.7
 FT Pct: 100.0

Rebounds/game: 0.3
 Assists/game: 0.5
 Turnovers/game: 0.5
 Assist/turnover ratio: 1.0
 Steals/game: 0.3

CAREER STATISTICS

YEAR	G/GS	FG-A	PCT	3-PT	PCT	FT-A	PCT	RB	AVG	PF-FO	AS	TO	BK	ST	PTS	AVG
Fresh.	4/0	3-4	.750	2-3	.667	4-4	1.000	1	0.3	0-0	0	1	0	1	12	3.0
Soph.	12/0	5-9	.556	2-3	.667	2-2	1.000	3	0.3	3-0	6	6	0	4	14	1.2
TOTALS	16/0	8-13	.615	4-6	.667	6-6	1.000	4	0.3	3-0	6	7	0	5	26	1.6



IOWA HAWKEYE BASKETBALL

Updated Iowa Player Bio

Aaron White



30

F., 6-8, 225, Forward
Strongsville, Ohio
Strongsville HS

- Named to the coaches all-Big Ten Freshman team and also named honorable mention all-league by the media
- ESPN.com recently named White the 15th-best freshmen in the country, the third best in the Big Ten
- Three-time Big Ten Freshman of the Week (Nov. 14, Dec. 26 and Feb. 6)
- Started the last 10 contests
- Led Iowa in rebounding in six of the last eight games
- Ranks first in team rebounding (5.4) and 10th in the Big Ten
- Ranks third in team scoring (10.4)
- Ranks sixth in Iowa freshman single-season rebounding (168)
- Has scored in double digits 13 of the last 21 games
- Grabbed double-digit rebounds three of the last seven contests (at Northwestern, at Penn State, vs. Indiana)
- Averaged 12.5 points and 7.1 rebounds the last eight outings
- Posted back-to-back double-doubles (Northwestern and Penn State) and three overall (Chicago State)
- Became the first Hawkeye freshman, since Dick Ives in 1943, to score 19 points in a season opener when he posted 19 points and 10 rebounds in win over Chicago State
- Became the first Hawkeye rookie to post a double-double in a season opener since Dean Oliver in 1997
- Netted nine points and had nine boards in victory over Brown
- Tallied 10 points, five rebounds, and first career block in win over Drake, going a perfect 4-of-4 from the field and 1-of-1 from 3-point range
- Set career highs in field goals made (8) and field goals attempted (13) while scoring 17 points and blocking two shots in win over Central Arkansas
- Notched 18 points and six boards in 27 minutes in win over Boise State, on 6-of-8 field goals and 6-of-7 free throws
- Scored 16 of his game-high 18 points in the second half and grabbed four rebounds in win at #11 Wisconsin

2011-12 Game-by-Game

Opponent	Date	gs	min	Total		3-Pointers		Free throws		Rebounds			pf	a	t/o	blk	stl	pts	avg
				fg-fga	pct	3fg-fga	pct	ft-fa	pct	off	def	tot							
CHICAGO STATE	11/11/11	18	6-12	.500	2-3	.667	5-5	1.000	4	6	10	10.0	1	0	1	0	2	19	19.0
NORTH CAROLINA A&T	11/14/11	12	1-5	.200	0-2	.000	0-0	.000	2	2	4	7.0	1	0	4	0	1	2	10.5
NORTHERN ILLINOIS	11/17/11	21	4-6	.667	1-1	1.000	0-1	.000	2	2	4	6.0	3	1	2	1	0	9	10.0
vs Creighton	11/20/11	21	2-10	.200	0-2	.000	3-6	.500	2	1	3	5.3	0	0	2	0	2	7	9.3
CAMPBELL	11/23/11	9	1-7	.143	0-0	.000	0-0	.000	1	3	4	5.0	1	0	0	0	0	2	7.8
IPFW	11/26/11	18	3-6	.500	0-1	.000	2-2	1.000	2	0	2	4.5	1	0	2	0	2	8	7.8
CLEMSON	11/29/11	17	2-4	.500	0-1	.000	0-0	.000	0	4	4	4.4	2	0	0	0	0	4	7.3
BROWN	12/03/11	19	3-10	.300	0-3	.000	3-4	.750	4	5	9	5.0	1	1	1	0	0	9	7.5
at Northern Iowa	12/06/11	6	2-3	.667	0-1	.000	3-4	.750	2	1	3	4.8	2	1	1	0	0	7	7.4
at Iowa State	12/09/11	21	2-8	.250	0-1	.000	3-3	1.000	1	2	3	4.6	5	2	1	0	2	7	7.4
DRAKE	12/17/11	18	4-4	1.000	1-1	1.000	1-2	.500	2	3	5	4.6	2	1	1	1	0	10	7.6
CENTRAL ARKANSAS	12/19/11	21	8-13	.615	1-3	.333	0-0	.000	3	2	5	4.7	1	2	1	2	2	17	8.4
BOISE STATE	12/22/11	27	6-8	.750	0-1	.000	6-7	.857	1	5	6	4.8	2	0	1	0	1	18	9.2
PURDUE	12/28/11	19	2-4	.500	0-2	.000	3-4	.750	1	2	3	4.6	1	0	2	1	0	7	9.0
at Wisconsin	12/31/11	20	6-7	.857	2-2	1.000	4-4	1.000	2	2	4	4.6	3	1	1	1	0	18	9.6
at Minnesota	01/04/12	26	4-7	.571	0-1	.000	2-5	.400	3	3	6	4.7	2	2	2	0	1	10	9.6
OHIO STATE	01/07/12	15	0-3	.000	0-1	.000	3-4	.750	0	3	3	4.6	0	0	2	1	0	3	9.2
at Michigan State	01/10/12	26	5-7	.714	0-1	.000	5-9	.556	4	2	6	4.7	2	0	2	2	2	15	9.6
MICHIGAN	01/14/12	23	2-6	.333	0-0	.000	8-10	.800	1	4	5	4.7	2	0	2	0	1	12	9.7
at Purdue	01/17/12	27	2-6	.333	0-1	.000	5-7	.714	1	4	5	4.7	4	0	0	2	0	9	9.7
NEBRASKA	01/26/12	28	4-6	.667	0-1	.000	3-4	.750	5	4	9	4.9	0	0	0	0	1	11	9.7
at Indiana	01/29/12	* 23	4-9	.444	1-2	.500	0-1	.000	0	1	1	4.7	5	1	2	0	0	9	9.7
MINNESOTA	02/01/12	* 28	2-7	.286	0-1	.000	5-7	.714	3	4	7	4.8	3	2	0	1	1	9	9.7
PENN STATE	02/04/12	* 32	5-9	.556	2-4	.500	5-6	.833	3	6	9	5.0	2	4	2	3	2	17	10.0
at Northwestern	02/09/12	* 35	7-10	.700	2-3	.667	1-1	1.000	4	8	12	5.3	2	1	4	1	0	17	10.2
at Penn State	2/16/12	* 34	6-11	.545	1-3	.333	3-4	.750	3	7	10	5.5	1	1	4	3	1	16	10.5
INDIANA	02/19/12	* 32	4-10	.400	0-0	.000	0-1	.000	3	7	10	5.6	2	1	1	1	1	8	10.4
WISCONSIN	02/23/12	* 35	5-7	.714	0-0	.000	2-5	.400	0	6	6	5.6	1	2	0	1	0	12	10.4
at Illinois	02/26/12	* 32	3-6	.500	0-1	.000	2-3	.667	1	1	2	5.5	2	3	3	0	0	8	10.3
at Nebraska	02/29/12	* 27	3-7	.429	0-2	.000	2-3	.667	1	4	5	5.5	3	0	2	0	1	8	10.3
NORTHWESTERN	03/03/12	* 31	4-5	.800	1-2	.500	5-7	.714	0	3	3	5.4	4	1	1	0	3	14	10.4
Totals		10	721	112-223	.502	14-47	.298	84-119	.706	61	107	168	5.4	61	27	47	21	322	10.4

Games played: 31
Minutes/game: 23.3
Points/game: 10.4
FG Pct: 50.2
3FG Pct: 29.8
FT Pct: 70.6

Rebounds/game: 5.4
Assists/game: 0.9
Turnovers/game: 1.5
Assist/turnover ratio: 0.6
Steals/game: 0.8
Blocks/game: 0.7

- Totalled 10 points, 6 rebounds, and 2 assists in 26 minutes of play in the win at Minnesota
- Led team in scoring with 15 points and grabbed six rebounds at #6 Michigan State
- Scored 12 points, setting career highs in free throws made and attempted (8-of-10), in win over #13 Michigan
- Tallied 11 points and nine rebounds off the bench in home contest against Nebraska
- Started first career game at #16 Indiana, notching nine points
- Notched nine points, seven rebounds, two assists in home win over Minnesota
- Set or equaled career highs in 3-pointers made (2), 3-pointers attempted (4), assists (4), blocks (3), and minutes (32) in home win over Penn State, to go along with 17 points
- Grabbed a career-high 12 rebounds at Northwestern, to go along with a team-high 17 points for his second double-double
- Totalled 16 points and snagged 10 rebounds at Penn State, registering his second consecutive double-double

- Pulled down a team-high 10 rebounds and scored eight points in home win over #18 Indiana
- Scored 12 points and grabbed six rebounds in 35 minutes in win over #15 Wisconsin
- Scored 14 points, shooting 4-5 from the field and 5-7 from the free throw line, while collecting a career-high three steals vs. Northwestern

Personal Bests

Points: 19 vs. Chicago State, 11/11/11
Rebounds: 12 at Northwestern, 12/9/12
FGM: 8 vs. C. Arkansas, 12/19/11
FGA: 13 vs. C. Arkansas, 12/19/11
3-pt FG: 2, 4x, last at Northwestern, 12/9/12
3-pt FGA: 4 vs. Penn State, 2/4/12
FTM: 8 vs. Michigan, 1/14/12
FTA: 10 vs. Michigan, 1/14/12
Assists: 4 vs. Penn State, 2/4/12
Steals: 3 vs. Northwestern, 3/3/12
Blocks: 3, 2x, last at Penn State, 2/16/12
Minutes: 32, 2x, last at Illinois, 2/26/12

CAREER STATISTICS

YEAR	G/GS	FG-A	PCT	3-PT	PCT	FT-A	PCT	RB	AVG	PF-FO	AS	TO	BK	ST	PTS	AVG
Fresh.	31/10	112-223	.502	14-47	.298	84-119	.706	168	5.4	61-2	27	47	21	26	322	10.4





IOWA HAWKEYE BASKETBALL

Game-by-Game Results

Overall: 16-15 Big Ten: 8-10 Home: 13-6 Away: 3-8 Neutral: 0-1

Date	Opponent	Result	Attend.	Top Scorer	Top Rebounder
Nov. 11	Chicago State	W, 96-53	12,897	19, Aaron White	10, Aaron White
Nov. 14	North Carolina A&T	W, 95-79	8,891	27, Matt Gatens	10, Melsahn Basabe
Nov. 17	Northern Illinois	W, 88-55	9,666	16, Josh Oglesby	7, Devon Archie
^ Nov. 20	Creighton	L, 59-82	12,746	14, Josh Oglesby	6, Eric May
Nov. 23	Campbell	L, 61-77	10,501	17, Matt Gatens	7, Zach McCabe
Nov. 26	IPFW	W, 82-72	9,904	22, Matt Gatens	4, Basabe, Gatens, Brommer
\$ Nov. 29	Clemson	L, 55-71	10,449	15, Josh Oglesby	7, Zach McCabe
Dec. 3	Brown	W, 75-54	10,399	14, Melsahn Basabe	10, Melsahn Basabe
Dec. 6	at Northern Iowa	L, 60-80	6,834	14, Roy Devyn Marble	6, Melsahn Basabe
+ Dec. 9	at Iowa State	L, 76-86	14,356	21, Roy Devyn Marble	9, Melsahn Basabe
Dec. 17	Drake	W, 82-68	10,479	20, Matt Gatens	6, McCabe, Gatens
Dec. 19	Central Arkansas	W, 105-64	9,382	19, Roy Devyn Marble	9, Melsahn Basabe
Dec. 22	Boise State	W, 81-72	13,122	18, White, Marble	11, Melsahn Basabe
* Dec. 28	Purdue	L, 76-79	13,314	17, Roy Devyn Marble	8, Melsahn Basabe
* Dec. 31	at #11 Wisconsin	W, 72-65	17,230	18, Aaron White	12, Matt Gatens
* Jan. 4	at Minnesota	W, 64-62	12,018	19, Matt Gatens	7, Zach McCabe
* Jan. 7	#6 Ohio State	L, 47-76	15,400	9, Eric May	6, Eric May
* Jan. 10	at #6 Michigan State	L, 61-95	14,797	15, Aaron White	8, Roy Devyn Marble
* Jan. 14	#13 Michigan	W, 75-59	12,366	19, Matt Gatens	7, May, McCabe
* Jan. 17	at Purdue	L, 68-75	14,134	20, Zach McCabe	6, Matt Gatens
* Jan. 26	Nebraska	L, 73-79	10,538	20, Zach McCabe	9, Aaron White
* Jan. 29	at #16 Indiana	L, 89-103	17,243	24, Josh Oglesby	3, Basabe, Marble
* Feb. 1	Minnesota	W, 63-59	11,232	18, Matt Gatens	10, Zach McCabe
* Feb. 4	Penn State	W, 77-64	13,510	18, Matt Gatens	9, Aaron White
* Feb. 9	at Northwestern	L, 64-83	6,013	17, Aaron White	12, Aaron White
* Feb. 16	at Penn State	L, 64-69	6,794	21, Matt Gatens	10, Aaron White
* Feb. 19	#18 Indiana	W, 78-66	13,282	30, Matt Gatens	10, Aaron White
* Feb. 23	#15 Wisconsin	W, 67-66	14,248	33, Matt Gatens	6, Aaron White
* Feb. 26	at Illinois	L, 54-65	16,322	22, Matt Gatens	7, Zach McCabe
* Feb. 29	at Nebraska	W, 62-53	10,772	16, Matt Gatens	5, Gatens, McCabe, White
* March 3	Northwestern	L, 66-70	15,400	17, Matt Gatens	6, McCabe, Cartwright

^ - Dale Howard Classic, Des Moines, Iowa

\$ - Big Ten / ACC Challenge

+ - Iowa Corn Cy-Hawk Series

* - Big Ten Conference Game

% - Big Ten Tournament, Indianapolis, Ind.

Attendance Summary	Games	Totals	Average
Home	19	224,980	11,841
Away	11	136,513	12,410
Neutral	1	12,746	12,746
Totals	31	374,239	12,072



IOWA HAWKEYE BASKETBALL

Game-by-Game Statistics

Team	Score	FG-A	PCT	3-PT. FG	PCT	FT-A	PCT	REB	PF	AS	TO	BS	ST
at Iowa	96	30-70	.429	9-27	.333	27-32	.844	43	13	22	10	1	14
Chicago State	53	23-54	.426	1-10	.100	6-10	.600	32	22	13	27	2	3
at Iowa	95	33-67	.493	9-26	.346	20-27	.741	53	22	20	22	2	7
North Carolina A&T	79	26-69	.377	10-28	.357	17-23	.739	32	21	17	13	0	10
at Iowa	88	33-61	.541	13-21	.619	9-13	.692	35	13	26	9	2	10
Northern Illinois	55	19-54	.352	6-22	.273	11-18	.611	34	12	11	16	3	3
Iowa	59	21-59	.356	7-21	.333	10-19	.526	28	14	10	8	3	10
vs. Creighton	82	32-58	.552	9-19	.474	9-13	.692	43	16	20	15	2	4
at Iowa	61	24-66	.364	3-11	.273	10-12	.833	29	21	10	14	2	10
Campbell	77	28-45	.622	4-8	.500	17-23	.739	34	15	17	22	10	4
at Iowa	82	28-51	.549	5-11	.455	21-33	.636	26	19	17	15	0	13
IPFW	72	23-44	.523	7-18	.389	19-26	.731	30	24	11	24	2	2
at Iowa	55	16-56	.286	3-11	.273	20-22	.909	27	11	5	10	3	8
Clemson	71	28-54	.519	11-21	.524	4-7	.571	42	21	20	19	3	2
at Iowa	75	28-69	.406	2-10	.200	17-24	.708	56	17	15	10	3	8
Brown	54	21-60	.350	4-22	.182	8-17	.471	37	20	12	12	2	5
Iowa	60	28-55	.509	1-12	.083	3-9	.333	33	25	10	12	0	5
at Northern Iowa	80	20-44	.455	11-21	.524	29-33	.879	27	15	9	10	3	2
Iowa	76	24-56	.429	6-13	.462	22-25	.880	30	24	12	12	0	6
at Iowa State	86	28-51	.549	8-19	.500	22-31	.710	32	22	17	12	3	4
at Iowa	82	28-56	.500	3-13	.231	23-29	.793	32	17	16	12	6	12
Drake	68	23-54	.426	5-19	.263	17-23	.739	33	23	7	19	2	5
at Iowa	105	42-76	.553	5-13	.385	16-21	.762	53	15	32	14	7	12
Central Arkansas	64	23-73	.315	8-19	.500	10-14	.714	38	17	15	19	2	8
at Iowa	81	26-54	.481	4-12	.333	25-31	.806	35	11	14	5	8	6
Boise State	72	29-62	.468	8-18	.444	6-12	.500	34	22	13	8	1	1
at Iowa	76	26-55	.473	3-11	.273	21-29	.724	34	13	15	10	4	1
Purdue	79	33-66	.500	6-20	.300	7-11	.636	35	21	11	7	1	6
Iowa	72	29-59	.492	2-6	.333	12-17	.706	41	17	10	10	4	2
at #11 Wisconsin	65	24-69	.348	3-28	.107	14-17	.824	39	18	9	8	5	3
Iowa	64	23-50	.460	4-12	.333	14-24	.583	33	13	12	12	1	10
at Minnesota	62	26-58	.448	4-23	.174	6-10	.600	34	20	16	12	5	9
at Iowa	47	17-53	.321	3-12	.250	10-13	.769	31	10	7	20	6	10
#6 Ohio State	76	33-64	.516	7-14	.500	3-7	.429	41	18	21	15	2	12
Iowa	61	23-63	.365	4-14	.286	11-19	.579	33	16	12	21	4	8
at #6 Michigan State	95	37-60	.617	10-18	.556	11-15	.733	37	17	25	15	3	16
at Iowa	75	25-54	.463	5-12	.417	20-28	.714	39	17	18	8	1	8
#13 Michigan	59	20-52	.358	8-31	.258	11-17	.647	30	22	9	10	0	2
Iowa	68	22-49	.449	5-12	.417	19-30	.633	32	25	10	13	5	6
at Purdue	75	23-56	.411	4-15	.267	25-35	.714	41	23	12	10	3	7
at Iowa	73	27-55	.491	6-19	.316	13-18	.722	27	18	11	8	4	7
Nebraska	79	27-52	.519	7-20	.350	18-24	.750	34	15	15	11	1	6
Iowa	89	34-54	.630	8-15	.533	13-21	.619	22	23	16	17	6	6
at #16 Indiana	103	37-67	.552	4-16	.250	25-31	.806	37	17	20	13	5	7
at Iowa	63	21-56	.375	4-14	.286	17-26	.654	39	13	13	10	3	11
Minnesota	59	20-51	.392	10-19	.526	9-14	.643	35	18	17	16	6	1
at Iowa	77	22-48	.458	4-13	.308	29-34	.853	38	12	16	14	6	7
Penn State	64	25-62	.403	10-29	.345	4-7	.571	31	27	12	15	2	6
Iowa	64	23-45	.511	7-14	.500	11-15	.733	29	20	14	18	2	2
at Northwestern	83	27-48	.563	13-25	.250	16-23	.696	21	15	22	7	3	11
Iowa	64	20-49	.408	6-18	.333	18-27	.667	34	18	13	12	7	6
at Penn State	69	21-53	.396	5-17	.294	22-28	.786	34	22	11	8	3	7
at Iowa	78	27-63	.429	9-18	.500	15-21	.714	41	18	12	11	7	9
#18 Indiana	66	20-53	.377	6-16	.375	20-26	.769	35	19	13	14	4	2
at Iowa	67	24-50	.480	10-18	.556	9-15	.600	29	12	18	13	4	6
#15 Wisconsin	66	29-57	.509	6-16	.375	2-3	.667	31	16	11	13	6	6
Iowa	54	18-49	.367	6-17	.353	12-16	.750	27	17	12	17	1	7
at Illinois	65	22-52	.423	6-18	.333	15-17	.882	35	14	12	18	4	4
Iowa	62	22-49	.449	8-20	.400	10-16	.625	34	15	15	14	0	4
at Nebraska	53	19-52	.365	4-24	.167	11-13	.846	30	17	15	12	3	8
at Iowa	66	22-40	.550	5-16	.313	17-22	.773	29	20	16	18	3	6
Northwestern	70	24-57	.421	5-17	.294	17-23	.739	27	17	11	10	0	11





IOWA HAWKEYE BASKETBALL

Season & Career Bests

Season Bests

Player	Points	3-Pointers	Rebounds	Assists	Blocks	Steals
Devon Archie	4, three times	---	7, N. Illinois	1, three times	2, Ohio State	2, twice
Melsahn Basabe	18, Iowa State	---	11, Boise State	2, twice	5, Indiana	2, four times
Andrew Brommer	9, Brown	---	5, twice	1, four times	2, Brown	3, IPFW
Bryce Cartwright	17, twice	1, Ohio State	7, Penn State	9, N. Illinois	---	2, five times
Cody Cox	---	---	1, Chicago State	---	---	---
Kyle Denning	2, twice	---	1, C. Arkansas	---	---	---
Matt Gatens	33, Wisconsin	7, twice	12, Wisconsin	5, three times	2, Wisconsin	4, Indiana
Roy Devyn Marble	21, Iowa State	1, four times	8, four times	8, Wisconsin	3, Boise State	4, twice
Eric May	20, NC A&T	3, NC A&T	9, NC A&T	5, Chicago State	2, Drake	3, C. Arkansas
Zach McCabe	20, twice	3, Purdue	10, Minnesota	4, Minnesota	2, Penn State	4, Minnesota
Stephen McCarty	2, N. Illinois	---	1, Ohio State	---	---	---
Josh Oglesby	24, Indiana	6, Indiana	5, N. Illinois	4, Chicago State	1, twice	2, Clemson
Gabriel Olaseni	8, twice	---	5, N. Illinois	1, three times	3, C. Arkansas	2, Penn State
Darius Stokes	2, twice	---	4, C. Arkansas	1, twice	1, twice	1, Clemson
Branden Stubbs	5, Chicago State	1, Chicago State	2, C. Arkansas	3, C. Arkansas	---	2, twice
Aaron White	19, Chicago State	2, three times	12, Northwestern	4, Penn State	3, twice	3 N'western

Career Bests

Player	Points	3-Pointers	Rebounds	Assists	Blocks	Steals
Devon Archie	10, Xavier, '10	---	11, Xavier, '10	2, twice	3, Purdue, '11	2, three times
Melsahn Basabe	25, Michigan, '11	---	14, Iowa State, '10	2, three times	7, Iowa State, '10	2, four times
Andrew Brommer	12, twice	---	6, Ohio State, '11	3, twice	4, Minnesota, '11	3, IPFW, '11
Bryce Cartwright	25, N'western, '11	3, Cal Poly, '08	7, twice	10, Mich. State, '11	1, three times	4, LBSU, '10
Cody Cox	---	---	1, Chicago St., '11	1, SIUE, '10	---	1, SIUE, '10
Kyle Denning	2, twice	---	1, C. Arkansas, '11	---	---	---
Matt Gatens	33, Wisconsin, '12	7, twice	12, Wisconsin, '11	8, SC State, '09	2, twice	5, Idaho State, '10
Roy Devyn Marble	21, Iowa State, '11	2, three times	8, four times	8, Wisconsin, '12	3, Boise State, '11	4, twice
Eric May	20, twice	5, Ohio State, '10	11, PVAM, '09	4, Tenn State, '10	3, three times	7, SIUE
Zach McCabe	20, twice	4, SIUE, '10	10, Minnesota, '12	4, Minnesota, '12	2, Penn State, '12	4, Minnesota, '12
Stephen McCarty	2, N. Illinois	---	1, Ohio State, '11	---	---	---
Josh Oglesby	24, Indiana, '12	6, Indiana, '12	5, N. Illinois, '11	4, Chicago State, '11	1, twice	2, Clemson, '11
Gabriel Olaseni	8, twice	---	5, N. Illinois	1, three times	3, C. Arkansas	2, Penn State, '12
Darius Stokes	2, twice	---	4, C. Arkansas, '11	1, twice	1, twice	1, Clemson, '11
Branden Stubbs	12, SIUE, '10	2, SIUE, '10	2, C. Arkansas, '11	3, C. Arkansas, '11	---	2, twice
Aaron White	19, Chicago St., '11	2, three times	12, N'western, '12	4, Penn State, '12	3, twice	3, N'western, '12



IOWA HAWKEYE BASKETBALL

The Last Time...

The Last Time a Player . . .

Had 30 or more points

Iowa -- 33, Matt Gatens vs. Wisconsin, 2/23/12

Opponent -- 30, Tim Hardaway Jr., Michigan, 2/19/11

Made at least 90% of his FGA (10 att.)

Iowa -- .909 (9-10), Luke Recker vs. Purdue, 3/07/02

Opponent -- .917 (11-12), Cody Zeller, Indiana, 1/29/12

Made 100% of his FTA (10 att.)

Iowa -- 1.000 (10-10), Jermain Davis vs. UTSA, 11/17/08

Opponent -- 1.000 (10-10), Morris Smith IV, UTSA, 11/15/09

Had 15 or more rebounds

Iowa -- 15, Jarryd Cole vs. Northern Iowa, 12/7/10

Opponent -- 15, Jon Leuer, Wisconsin, 2/9/11

Had 10 or more assists

Iowa -- 10, Bryce Cartwright vs. Michigan State, 2/2/11

Opponent -- 11, Darius Morris, Michigan, 1/30/11

Had 5 or more blocks

Iowa -- 5, Melsahn Basabe vs. Indiana, 2/19/12

Opponent -- 6, Eric Griffin, Campbell, 11/23/11

Had 5 or more steals

Iowa -- 5, Jarryd Cole at Michigan State, 3/2/11

Opponent -- 5, Drew Crawford, Northwestern, 3/3/12

The Last Time A Team . . .

Scored 100 or more points

Iowa -- 105 vs. Central Arkansas, 12/19/11

Opponent -- 103 by Indiana, 1/29/12

Scored 40 or fewer points

Iowa -- 40 at Wisconsin, 3/3/10

Opponent -- 39 by Northern Iowa, 12/7/10

Won an overtime game

Iowa -- 75-67 (2 OT) vs. Penn State, 3/07/09

Opponent -- 62-59 (1 OT) Wisconsin, 2/9/11

Made at least 60% of its FGA (20 att.)

Iowa -- .630 (34-54) at Indiana, 1/19/12

Opponent -- .617 (37-60) by Michigan State, 1/10/2012

Made at least 50% of its 3-pt. FGA (8 att.)

Iowa -- .556 (10-18) vs. Wisconsin, 2/23/12

Opponent -- .520 (13-25) by Northwestern, 2/9/12

Made at least 90% of its FTA (10 att.)

Iowa -- .909 (20-22) vs. Clemson, 11/29/11

Opponents -- .909 (10-11) by Penn State, 1/26/11



IOWA HAWKEYE BASKETBALL

Season Highs And Lows/Specialty Statistics

CATEGORY	IOWA			OPPONENTS		
<u>Points</u>	High	105	Central Arkansas	103	Indiana	
	Low	47	Ohio State	53	Chicago State/Nebraska	
<u>FG Made</u>	High	42	Central Arkansas	37	Michigan State/Indiana	
	Low	16	Clemson	19	Northern Illinois/Nebraska	
<u>FG Att.</u>	High	76	Central Arkansas	73	Central Arkansas	
	Low	40	Northwestern	44	IPFW/Northern Iowa	
<u>FG%</u>	High	.630	Indiana	.622	Campbell	
	Low	.286	Clemson	.315	Central Arkansas	
<u>3FG Made</u>	High	13	Northern Illinois	13	Northwestern	
	Low	1	Northern Iowa	1	Chicago State	
<u>3FG Att.</u>	High	27	Chicago State	31	Michigan	
	Low	6	Wisconsin	8	Campbell	
<u>3FG%</u>	High	.619	Northern Illinois	.556	Michigan State	
	Low	.083	Northern Iowa	.100	Chicago State	
<u>FTM</u>	High	29	Penn State	29	Northern Iowa	
	Low	3	Northern Iowa	2	Wisconsin	
<u>FTA</u>	High	34	Penn State	35	Purdue	
	Low	9	Northern Iowa	3	Wisconsin	
<u>FT% (min. 10)</u>	High	.909	Clemson	.882	Illinois	
	Low	.526	Creighton	.471	Brown	
<u>Off. Reb.</u>	High	21	Brown	20	Indiana	
	Low	5	Northwestern	4	Northern Iowa	
<u>Def. Reb.</u>	High	36	Central Arkansas	34	Clemson	
	Low	15	Campbell/Michigan St/Indiana	13	Northwestern	
<u>Total Reb.</u>	High	56	Brown	43	Creighton	
	Low	22	Indiana	21	Northwestern	
<u>Assists</u>	High	32	Central Arkansas	25	Michigan State	
	Low	5	Clemson	7	Drake	
<u>Steals</u>	High	14	Chicago State	16	Michigan State	
	Low	1	Purdue	1	Boise State, Minnesota	
<u>Blocks</u>	High	8	Boise State	10	Campbell	
	Low	0	Four times	0	NC A&T/Michigan/Northwestern	
<u>Turnovers</u>	High	22	North Carolina A&T	27	Chicago State	
	Low	5	Boise State	7	Purdue, Northwestern	
<u>Fouls</u>	High	25	Northern Iowa/Purdue	24	IPFW	
	Low	10	Ohio State	12	Northern Illinois	

GAME-BY-GAME SPECIALTY STATS

		Pts. Off	Pts. in	2nd	Fast
		TO's	Paint	Chance	Break
Date	Opponent	I-A-Opp.	I-A-Opp.	I-A-Opp.	I-A-Opp.
11/11	Chicago State	25-8	38-42	20-4	10-16
11/14	NC A&T	15-26	28-28	23-11	12-18
11/17	Northern Illinois	28-4	34-18	11-8	16-0
11/20	Creighton	15-7	16-40	3-18	6-4
11/23	Campbell	18-9	30-36	10-6	4-0
11/26	IPFW	33-12	36-26	4-4	12-9
11/29	Clemson	16-10	24-30	6-11	9-10
12/3	Brown	14-12	44-26	18-11	10-7
12/6	at UNI	12-26	20-14	10-2	n/a
12/9	at Iowa State	16-20	30-34	9-12	0-4
12/17	Drake	21-9	40-30	18-15	4-4
12/19	Central Arkansas	35-11	64-24	20-11	23-4
12/22	Boise State	13-9	30-38	14-17	8-2
12/28	Purdue	5-8	40-44	12-11	13-8
12/31	at #11 Wisconsin	8-13	32-32	12-10	14-2
1/4	at Minnesota	13-14	28-32	14-13	8-12
1/7	#6 Ohio State	10-23	22-44	7-15	6-8
1/10	at #6 Michigan St	9-33	32-50	10-18	6-22
1/14	#13 Michigan	10-11	32-22	10-15	7-8
1/17	at Purdue	13-20	22-26	7-12	n/a
1/26	Nebraska	12-7	34-30	12-10	2-4
1/29	at #16 Indiana	17-21	40-58	11-23	8-6
2/1	Minnesota	15-7	30-10	10-12	15-10
2/4	Penn State	20-17	30-22	16-10	2-4
2/9	at Northwestern	6-20	28-26	13-4	2-13
2/16	at Penn State	7-17	20-28	7-15	2-4
2/19	#18 Indiana	14-6	24-22	19-8	2-2
2/23	#15 Wisconsin	12-7	16-32	9-11	6-5
2/26	at Illinois	13-20	16-24	6-8	8-4
2/29	at Nebraska	17-14	22-28	11-8	4-2
3/3	Northwestern	9-23	28-28	4-11	6-6

IOWA AND OPPONENT INDIVIDUAL HIGH PERFORMANCES

CATEGORY	IOWA			OPPONENTS		
<u>Points</u>		33	Matt Gatens vs. Wisconsin	28	Jared Sullinger (Ohio State)	
<u>Field Goals Made</u>		12 (12-18)	Matt Gatens vs. Wisconsin	13	Jared Sullinger (Ohio State)	
<u>Field Goals Attempted</u>		18	Matt Gatens vs. Indiana, Wisconsin	19 (8-19)	Abdel Nader (Northern Illinois)	
<u>Field Goal Percentage (min. 5 made)</u>		.833 (5-6)	Matt Gatens vs. Northern Illinois	.917 (11-12)	Cody Zeller (Indiana)	
<u>3-Point Field Goals Made</u>		7 (7-10)	Matt Gatens vs. Indiana, Wisconsin	6	Clayborn (Central Arkansas)/Richardson (Nebraska)	
<u>3-Point Field Goals Attempted</u>		10	Matt Gatens vs. NC A&T, Indiana, Wisconsin	9	Welch (Minnesota)/Hollins (Minnesota)	
<u>3-Point Field Goals Pct. (min. 4 made)</u>		.833 (5-6)	Matt Gatens at Illinois	1.000 (4-4)	Hill (NC A&T)/Dingman (Creighton)/Roth (IU)	
<u>Free Throws Made</u>		10 (10-11)	Marble at Iowa St/Gatens vs. Penn St	9 (9-15)	Bubu Palo (Iowa State)	
<u>Free Throws Attempted</u>		11 (10-11)	Marble at Iowa St/Gatens vs. Penn St	15 (9-15)	Bubu Palo (Iowa State)	
<u>Free Throw Pct. (min. 7 made)</u>		1.000 (8-8)	Basabe vs. CSU/Cartwright vs. Drake	1.000	Four times, last by Meyers Leonard (Illinois)	
<u>Offensive Rebounds</u>		6	Zach McCabe vs. Campbell	7	Jordan Harks (Central Arkansas)	
<u>Defensive Rebounds</u>		10	Matt Gatens at Wisconsin	13	Tanner Smith (Clemson)	
<u>Total Rebounds</u>		12	Gatens at Wisconsin/White at Northwestern	15	Jordan Harks (Central Arkansas)	
<u>Assists</u>		9	Bryce Cartwright vs. Northern Illinois	9	Keith Appling (Michigan State)/Verdell Jones (Ind.)	
<u>Steals</u>		4	Marble, twice, Gatens/McCabe, once	6	Julian Welch (Minnesota)	
<u>Blocks</u>		5	Melsahn Basabe vs. Indiana	6	Eric Griffin (Campbell)	
<u>Turnovers</u>		6	Cartwright at Indiana/Marble at Illinois	8	Robinson (Chicago State)/White (Campbell)	





IOWA HAWKEYE BASKETBALL

2011-12 Iowa Record When...

When playing at home:	13-6	When leading at the half:	12-2	When wearing White:	12-6
When playing on the road:	3-8	When trailing at the half:	2-13	When wearing Black:	3-8
When playing on a neutral court:	0-1	When tied at the half:	2-0	When wearing Gold:	1-1

When Iowa scores 100 points or more:	1-0	Iowa field goal percentage at home:	499-1100	.458
When Iowa scores 90-99 points:	2-0	Iowa field goal percentage on road:	277-636	.435
When Iowa scores 80-89 points:	4-1	Iowa 3-point percentage at home:	105-288	.365
When Iowa scores 70-79 points:	5-3	Iowa 3-point percentage on road:	64-174	.368
When Iowa scores under 70 points:	4-11	Iowa free throw percentage at home:	339-450	.753
		Iowa free throw percentage on road:	155-238	.651

When opponent scores 100 points or more:	0-1
When opponent scores 90-99 points:	0-1
When opponent scores 80-89 points:	0-4
When opponent scores 70-79 points:	3-7
When opponent scores 60-69 points:	7-2
When opponent scores fewer than 60 points:	6-0

When Iowa shoots at least 50% from the field:	4-4
When Iowa shoots less than 50% from the field:	12-11
When opponent shoots at least 50% from the field:	2-10
When opponent shoots less than 50% from the field:	14-5
When Iowa has higher FG% than opponent:	14-5
When opponent has higher FG%:	2-10
When FG% is equal:	0-0

When Iowa outrebounds opponent:	12-3
When opponent has more rebounds:	4-11
When rebounds are equal:	0-1

When Iowa shoots at least 80% from the line:	3-2
When Iowa shoots less than 80% from the line:	13-13
When opponent shoots at least 80% from the line:	2-3
When opponent shoots less than 80% from the line:	14-12
When Iowa shoots more free throws than opponent:	13-5
When opponent shoots more free throws:	2-10
When free throws attempts are equal:	1-0
When Iowa has higher FT% than opponent:	10-7
When opponent has higher FT%:	6-8
When FT% is equal:	0-0

When Iowa shoots at least 50% from 3-point range:	3-2
When Iowa shoots less than 50% from 3-point range:	13-13
When opponent shoots at least 50% from 3-point range:	1-6
When opponent shoots less than 50% from 3-point range:	15-9
When Iowa has a higher 3-point FG% than opponent:	10-5
When opponent has a higher 3-point FG%:	6-10
When 3-point FG% is equal:	0-0

When Iowa has more assists than opponent:	12-4
When opponent has more assists:	3-10
When assists are equal:	1-1

When Iowa has fewer turnovers than opponent:	11-4
When opponent has fewer turnovers:	3-10
When turnovers are equal:	2-1
When Iowa has more steals than opponent:	12-7
When opponent has more steals:	3-8
When steals are equal:	1-0

On Sunday:	1-3
On Monday:	2-0
On Tuesday:	0-4
On Wednesday:	3-2
On Thursday:	3-3
On Friday:	1-1
On Saturday:	6-2

On BTN:	6-8
On CBS:	0-0
On ESPN:	0-0
On ESPN2:	1-0
On ESPNU:	2-4
On Mediacom:	3-0
On Fox Sports:	0-0
BTN.com:	4-1
No Television:	0-0

Most Points, First Half: 55 vs. Central Arkansas
Fewest Points, First Half: 19 vs. Ohio State
Most Points Allowed, First Half: 54 at Indiana
Fewest Points Allowed, First Half: 19 vs. Penn State/Nebraska
Most Points, Second Half: 55 vs. Central Arkansas
Fewest Points, Second Half: 24 vs. Wisconsin
Most Points Allowed, Second Half: 49 twice (MSU, Indiana)
Fewest Points Allowed, Second Half: 22 vs. Central Arkansas
Largest Halftime Advantage: 23 vs. Chicago State
Largest Halftime Deficit: 22 at Michigan State



IOWA HAWKEYE BASKETBALL

Under McCaffery... Iowa Record When...

When playing at home:	21-14	When leading at the half:	21-8	When wearing White:	20-15
When playing on the road:	5-17	When trailing at the half:	4-27	When wearing Black:	5-19
When playing on a neutral court:	1-4	When tied at the half:	2-0	When wearing Gold:	2-1

When Iowa scores 100 points or more:	2-0	Iowa field goal percentage at home:	918-2011	.456
When Iowa scores 90-99 points:	3-0	Iowa field goal percentage on road:	634-1468	.432
When Iowa scores 80-89 points:	4-1	Iowa 3-point percentage at home:	192-546	.352
When Iowa scores 70-79 points:	8-12	Iowa 3-point percentage on road:	123-381	.323
When Iowa scores under 70 points:	10-22	Iowa free throw percentage at home:	554-776	.714
		Iowa free throw percentage on road:	346-513	.674

When opponent scores 100 points or more:	0-1
When opponent scores 90-99 points:	0-2
When opponent scores 80-89 points:	0-9
When opponent scores 70-79 points:	4-16
When opponent scores 60-69 points:	9-7
When opponent scores fewer than 60 points:	14-0

On Sunday:	2-8
On Monday:	2-1
On Tuesday:	3-6
On Wednesday:	4-8
On Thursday:	3-5
On Friday:	2-3
On Saturday:	10-4

When Iowa shoots at least 50% from the field:	7-6
When Iowa shoots less than 50% from the field:	20-29
When opponent shoots at least 50% from the field:	2-19
When opponent shoots less than 50% from the field:	25-16
When Iowa has higher FG% than opponent:	25-8
When opponent has higher FG%:	2-27
When FG% is equal:	0-0

On BTN:	10-24
On CBS:	0-0
On ESPN:	1-0
On ESPN2:	2-2
On ESPNU:	2-5
On Mediacom:	6-0
On Fox Sports:	0-0
BTN.com:	4-1
No Television:	2-2

When Iowa outrebounds opponent:	23-9
When opponent has more rebounds:	4-25
When rebounds are equal:	0-1

When Iowa shoots at least 80% from the line:	5-6
When Iowa shoots less than 80% from the line:	22-29
When opponent shoots at least 80% from the line:	6-9
When opponent shoots less than 80% from the line:	22-26
When Iowa shoots more free throws than opponent:	23-15
When opponent shoots more free throws:	3-19
When free throws attempts are equal:	1-1
When Iowa has higher FT% than opponent:	14-14
When opponent has higher FT%:	13-21
When FT% is equal:	0-0

Most Points, First Half: 55 vs. Central Arkansas, '11
Fewest Points, First Half: 19 at Minnesota, vs. Ohio State
Most Points Allowed, First Half: 54 at Indiana, '12
Fewest Points Allowed, First Half: 18 vs. UL Monroe, '10
Most Points, Second Half: 58 vs. SIU-Edwardsville, '10
Fewest Points, Second Half: 24 vs. Wisconsin, '12
Most Points Allowed, Second Half: 52 at Michigan, '11
Fewest Points Allowed, Second Half: 16 vs. UNI, '10
Largest Halftime Advantage: 33 vs. SIU-Edwardsville, '10
Largest Halftime Deficit: 22 at Michigan State, '12

When Iowa shoots at least 50% from 3-point range:	4-2
When Iowa shoots less than 50% from 3-point range:	23-33
When opponent shoots at least 50% from 3-point range:	1-10
When opponent shoots less than 50% from 3-point range:	26-25
When Iowa has a higher 3-point FG% than opponent:	19-12
When opponent has a higher 3-point FG%:	8-23
When 3-point FG% is equal:	0-0

When Iowa has more assists than opponent:	20-6
When opponent has more assists:	5-27
When assists are equal:	2-2

When Iowa has fewer turnovers than opponent:	16-11
When opponent has fewer turnovers:	8-22
When turnovers are equal:	3-2
When Iowa has more steals than opponent:	19-14
When opponent has more steals:	6-20
When steals are equal:	2-1

Game 1 - Iowa 96, Chicago State 53

Official Basketball Box Score -- Game Totals -- Final Statistics Chicago State vs Iowa

11/11/11 7:05 p.m. at Carver-Hawkeye Arena - Iowa City, IA

Chicago State 53 • 0-1

#	Player	Total		3-Ptr		Rebounds			PF	TP	A	TO	Blk	Stl	Min
		FG	FGA	FG	FGA	FT	FTA	Off	Def						
01	NELSON, D'Jari	f	2-4	0-0	0-0	1	3	4	5	4	0	2	0	0	22
30	FISHER, Lee	f	4-10	1-3	2-2	1	3	4	2	11	4	4	1	0	38
31	ROBINSON, Jeremy	f	9-16	0-2	2-2	3	4	7	3	20	0	8	0	1	32
11	SIMMONS, Ardarius	g	3-4	0-1	0-0	0	3	3	0	6	3	6	0	1	24
21	SAMUELS, Matt	g	4-8	0-1	0-4	1	1	2	2	8	4	2	1	0	31
15	ANDERSON, Jacobby	g	0-2	0-1	0-0	0	1	1	0	0	1	0	0	0	10
23	WILLIAMS, Aaron	g	1-5	0-1	2-2	1	5	6	3	4	0	2	0	0	21
32	UKAIGWE, Quincy	g	0-0	0-0	0-0	0	0	0	0	1	0	0	0	0	1
35	ROSENBERG, Clarke	g	0-3	0-1	0-0	0	1	1	5	0	0	2	0	0	11
44	CONCEPCION, Francisco	g	0-2	0-0	0-0	0	2	2	1	0	1	1	0	1	10
Team						0	2	2							
Totals			23-54	1-10	6-10	7	25	32	22	53	13	27	2	3	200
FG % 1st Half: 10-22 45.5% 2nd half: 13-32 40.6% Game: 23-54 42.6%															
3FG % 1st Half: 0-5 0.0% 2nd half: 1-5 20.0% Game: 1-10 10.0%															
FT % 1st Half: 0-2 0.0% 2nd half: 6-8 75.0% Game: 6-10 60.0%															
Deadball Rebounds 1															

Iowa 96 • 1-0

#	Player	Total		3-Ptr		Rebounds			PF	TP	A	TO	Blk	Stl	Min
		FG	FGA	FG	FGA	FT	FTA	Off	Def						
01	Basabe, Melsahn	f	3-7	0-0	8-8	2	3	5	1	14	0	0	0	1	20
25	May, Eric	f	4-10	2-5	2-2	0	1	1	1	12	5	1	1	2	26
35	Archie, Devon	c	2-2	0-0	0-0	1	1	2	2	4	1	2	0	1	17
05	Gatens, Matt	g	2-5	1-4	2-2	1	0	1	3	7	2	0	0	1	16
24	Cartwright, Bryce	g	1-5	0-1	0-0	0	2	2	0	2	4	3	0	1	15
00	Olaseni, Gabriel	g	1-2	0-0	6-8	3	1	4	1	8	0	0	0	0	9
02	Oglesby, Josh	g	1-7	1-6	1-2	1	1	2	0	4	4	0	0	0	19
03	Cox, Cody	g	0-0	0-0	0-0	0	1	1	0	0	0	0	0	0	3
04	Marble, Roy Devyn	g	3-6	0-2	0-0	2	5	7	2	6	4	0	0	3	21
13	Denning, Kyle	g	0-0	0-0	2-2	0	0	0	0	2	0	0	0	0	4
14	McCarty, Stephen	g	0-0	0-0	0-0	0	0	0	0	0	0	0	0	0	4
15	McCabe, Zach	g	5-11	2-5	1-3	2	3	5	1	13	1	0	0	1	18
30	White, Aaron	g	6-12	2-3	5-5	4	6	10	1	19	0	1	0	2	18
32	Stubbs, Brandon	g	2-2	1-1	0-0	0	0	0	0	5	1	1	0	2	6
34	Stokes, Darius	g	0-1	0-0	0-0	0	1	1	1	0	0	1	0	0	4
Team						1	1	2							
Totals			30-70	9-27	27-32	17	26	43	13	96	22	10	1	14	200
FG % 1st Half: 14-40 35.0% 2nd half: 16-30 53.3% Game: 30-70 42.9%															
3FG % 1st Half: 3-14 21.4% 2nd half: 6-13 46.2% Game: 9-27 33.3%															
FT % 1st Half: 12-14 85.7% 2nd half: 15-18 83.3% Game: 27-32 84.4%															
Deadball Rebounds 4															

Officials: Jim Haney, Brian Dorsey, D.J. Cartstensen
Technical fouls: Chicago State-None. Iowa-None.
Attendance: 12897

Dale Howard Classic Preliminary Game

Score by periods	1st	2nd	Total
Chicago State	20	33	53
Iowa	43	53	96

	In	Off	2nd	Fast	Bench
Points	Paint	T/O	Chance	Break	
CHI ST	42	8	4	16	4
IOWA	38	25	20	10	57

Last FG - CHI ST 2nd-00:47, IOWA 2nd-00:17.
Largest lead - CHI ST None, IOWA by 45 2nd-02:42.

Score tied - 0 times.
Lead changed - 0 times.

Game 3 - Iowa 88, Northern Illinois 55

Official Basketball Box Score -- Game Totals -- Final Statistics Northern Illinois vs Iowa

11/17/11 7:05 p.m. at Carver-Hawkeye Arena - Iowa City, IA

Northern Illinois 55 • 0-3

#	Player	Total		3-Ptr		Rebounds			PF	TP	A	TO	Blk	Stl	Min
		FG	FGA	FG	FGA	FT	FTA	Off	Def						
05	Toler, Tim	f	4-11	2-5	0-0	2	7	9	2	10	1	5	1	0	23
23	Nader, Abdel	f	8-19	2-4	0-0	2	0	2	2	18	1	2	0	0	30
32	Bolin, Aksel	f	3-3	1-1	0-0	0	3	3	2	7	1	0	0	1	27
03	Christian, Antone	g	1-5	1-5	2-2	2	2	4	1	5	1	4	0	1	15
15	Ford, Marquavese	g	1-3	0-1	2-4	0	3	3	0	4	4	1	0	0	23
11	Miller, Zach	g	0-2	0-1	0-0	0	1	1	1	0	3	0	0	0	17
13	Gray, Kevin	g	0-1	0-0	1-4	2	2	4	1	1	0	1	0	1	17
20	Berg, Stian	g	0-4	0-4	0-0	0	0	0	0	0	0	0	0	0	9
21	Gray, Keith	g	2-5	0-0	0-0	2	0	2	2	2	4	0	2	1	22
35	Barnette, DeAndre	g	0-0	0-0	2-2	0	2	2	0	2	0	0	1	0	5
44	Jackson, Jeremiah	g	0-0	0-0	1-2	2	0	2	0	1	0	1	0	0	3
44	Storm, Tyler	g	0-1	0-1	3-4	0	1	1	1	3	0	0	0	0	9
Team						1	0	1							
Totals			19-54	6-22	11-18	13	21	34	12	55	11	16	3	3	200
FG % 1st Half: 12-23 52.2% 2nd half: 7-31 22.6% Game: 19-54 35.2%															
3FG % 1st Half: 4-10 40.0% 2nd half: 2-12 16.7% Game: 6-22 27.3%															
FT % 1st Half: 2-4 50.0% 2nd half: 9-14 64.3% Game: 11-18 61.1%															
Deadball Rebounds 4															

Iowa 88 • 3-0

#	Player	Total		3-Ptr		Rebounds			PF	TP	A	TO	Blk	Stl	Min
		FG	FGA	FG	FGA	FT	FTA	Off	Def						
01	Basabe, Melsahn	f	2-3	0-0	4-4	1	1	2	1	8	0	0	1	0	20
25	May, Eric	f	6-8	2-2	0-0	0	3	3	2	14	4	2	0	0	19
35	Archie, Devon	f	2-2	0-0	0-0	1	6	7	1	4	0	1	0	2	16
05	Gatens, Matt	g	5-6	3-4	2-2	1	1	2	1	15	2	1	0	1	20
24	Cartwright, Bryce	g	1-5	0-1	2-2	0	1	1	0	4	0	0	0	0	19
00	Olaseni, Gabriel	g	0-3	0-0	0-0	2	3	5	0	0	1	1	0	0	12
02	Oglesby, Josh	g	6-9	4-7	0-0	0	5	5	1	16	2	1	0	1	23
03	Cox, Cody	g	0-0	0-0	0-0	0	0	0	0	0	0	0	0	0	2
04	Marble, Roy Devyn	g	2-8	0-0	1-2	1	1	2	0	5	4	0	0	2	17
13	Denning, Kyle	g	0-0	0-0	0-0	0	0	0	0	0	0	0	0	0	2
14	McCarty, Stephen	g	1-2	0-1	0-0	0	0	0	1	2	0	0	0	0	2
15	McCabe, Zach	g	3-6	2-3	0-0	1	0	1	2	8	2	1	0	2	15
30	White, Aaron	g	4-6	1-1	0-1	2	2	4	3	9	1	2	1	0	21
32	Stubbs, Brandon	g	1-2	1-2	0-0	0	0	0	0	3	0	0	0	2	8
34	Stokes, Darius	g	0-1	0-0	0-0	0	0	0	1	0	1	0	0	0	4
Team						1	2	3							
Totals			33-61	13-21	9-13	10	25	35	13	88	26	9	2	10	200
FG % 1st Half: 18-29 62.1% 2nd half: 15-32 46.9% Game: 33-61 54.1%															
3FG % 1st Half: 7-9 77.8% 2nd half: 6-12 50.0% Game: 13-21 61.9%															
FT % 1st Half: 6-7 85.7% 2nd half: 3-6 50.0% Game: 9-13 69.2%															
Deadball Rebounds 1															

Officials: Gene Steratore, Frank Spencer, Dan Dorian
Technical fouls: Northern Illinois-None. Iowa-None.
Attendance: 9666

Score by periods	1st	2nd	Total
Northern Illinois	30	25	55
Iowa	49	39	88

	In	Off	2nd	Fast	
Points	Paint	T/O	Chance	Break	Bench
NIU	18	4	8	0	11
IOWA	34	28	11	16	43

Game 5 - Campbell 77, Iowa 61

Official Basketball Box Score -- Game Totals -- Final Statistics
Campbell vs Iowa
11/23/11 7:05 p.m. at Carver-Hawkeye Arena - Iowa City, IA

Campbell 77 • 5-0

#	Player	Total		3-Ptr		Rebounds			PF	TP	A TO Blk Stl				Min
		FG-FGA	FG-FGA	FT-FTA	FT-FTA	Off	Def	Tot			A	TO	Blk	Stl	
15	Harris, Marvelle	f	2-4	0-0	0-0	3	3	6	3	4	0	1	3	0	31
21	Griffin, Eric	c	10-11	0-0	3-5	2	11	13	2	23	1	4	6	1	37
01	Freeman, Trey	g	6-12	1-3	2-3	0	1	1	2	15	4	3	0	1	35
03	Ferguson, Rico	g	2-4	0-0	8-9	0	6	6	2	12	6	3	0	1	38
04	White, Darren	g	6-11	1-2	4-6	1	3	4	4	17	5	8	1	0	39
02	Celestin, Amir		0-0	0-0	0-0	0	1	1	1	0	0	2	0	1	7
10	Horton, Anthony		2-3	2-3	0-0	0	0	0	1	6	1	0	0	0	13
	Team					0	3	3			1				
Totals			28-45	4-8	17-23	6	28	34	15	77	17	22	10	4	200
FG % 1st Half: 15-25		60.0%	2nd half: 13-20		65.0%	Game: 28-45		62.2%	Deadball						
3FG % 1st Half: 3-5		60.0%	2nd half: 1-3		33.3%	Game: 4-8		50.0%	Rebounds						
FT % 1st Half: 5-6		83.3%	2nd half: 12-17		70.6%	Game: 17-23		73.9%	2						

Iowa 61 • 3-2

#	Player	Total		3-Ptr		Rebounds			PF	TP	A TO Blk Stl				Min
		FG-FGA	FG-FGA	FT-FTA	FT-FTA	Off	Def	Tot			A	TO	Blk	Stl	
01	Basabe, Melsahn	f	1-5	0-0	0-0	3	0	3	2	2	0	1	0	0	19
25	May, Eric	f	1-4	0-1	2-4	0	2	2	2	4	0	1	0	2	20
05	Archie, Devon	c	1-2	0-0	0-0	1	1	2	2	2	0	3	1	1	9
05	Gatens, Matt	g	5-12	1-5	6-6	1	4	5	3	17	2	0	1	0	40
24	Cartwright, Bryce	g	2-8	0-0	0-0	0	1	1	2	4	2	3	0	2	26
02	Oglesby, Josh		2-3	2-2	0-0	0	0	0	0	6	2	0	0	0	12
04	Marble, Roy Devyn		6-12	0-1	2-2	1	0	1	3	14	4	0	1	1	32
15	McCabe, Zach		3-11	0-2	0-0	6	1	7	4	6	2	3	0	2	24
20	Brommer, Andrew		2-2	0-0	0-0	1	2	3	2	4	0	0	0	0	9
30	White, Aaron		1-7	0-0	0-0	1	3	4	1	2	0	0	0	0	9
	Team					0	1	1							
Totals			24-66	3-11	10-12	14	15	29	21	61	10	14	2	10	200
FG % 1st Half: 14-32		43.8%	2nd half: 10-34		29.4%	Game: 24-66		36.4%	Deadball						
3FG % 1st Half: 3-3		33.3%	2nd half: 1-5		20.0%	Game: 3-11		27.3%	Rebounds						
FT % 1st Half: 1-2		50.0%	2nd half: 9-10		90.0%	Game: 10-12		83.3%	2						

Officials: Glenn Mayborg, Terry Oglesby, Wally Rutecki
Technical fouls: Campbell-Griffin, Eric. Iowa-Team.
Attendance: 10501
Dale Howard Classic Preliminary Game

Score by periods	1st	2nd	Total
Campbell	38	39	77
Iowa	31	30	61

Last FG - CAM 2nd-02:34, IOWA 2nd-00:26.
Largest lead - CAM by 20 2nd-01:30, IOWA by 1 1st-15:23.

Points	In	Off	2nd	Fast	Bench
CAM	36	Paint	T/O	Chance	Break
IOWA	30	18	9	6	0
				4	32

Score tied - 2 times.
Lead changed - 4 times.

Game 7 - Clemson 71, Iowa 55

Official Basketball Box Score -- Game Totals -- Final Statistics
Clemson vs Iowa
11/29/11 8:20 p.m. at Carver-Hawkeye Arena - Iowa City, IA

Clemson 71 • 4-2

#	Player	Total		3-Ptr		Rebounds			PF	TP	A TO Blk Stl				Min
		FG-FGA	FG-FGA	FT-FTA	FT-FTA	Off	Def	Tot			A	TO	Blk	Stl	
05	Smith, Tanner	f	3-7	1-5	0-0	1	13	14	1	7	8	2	0	0	34
24	Jennings, Milton	f	1-5	0-1	0-0	0	1	1	3	2	1	5	1	0	23
31	Booker, Devin	c	4-6	1-1	0-0	2	10	12	4	9	1	1	0	0	24
04	Hall, Rod	g	3-6	0-0	1-4	0	1	1	4	7	1	1	0	0	28
11	Young, Andre	g	6-10	5-6	2-2	1	0	1	3	19	4	1	0	2	28
01	Sapp, T.J.		5-9	3-6	0-0	0	3	3	2	13	2	2	0	0	22
02	Fields, Carson		0-1	0-0	0-0	0	0	0	0	0	0	0	0	0	1
10	Baciu, Catalin		4-5	0-0	0-0	3	1	4	2	8	0	1	0	0	10
15	Coleman, Devin		0-0	0-0	0-0	0	0	0	0	0	0	2	0	0	2
21	Narcisse, Bryan		1-3	1-2	0-0	0	2	2	1	3	2	1	2	0	16
22	Sullivan, Bernard		0-0	0-0	0-0	0	2	2	0	0	0	2	0	0	7
32	McDaniels, K.J.		1-2	0-0	1-1	0	1	1	1	3	1	0	0	0	5
	Team					1	0	1			1				
Totals			28-54	11-21	4-7	8	34	42	21	71	20	19	3	2	200
FG % 1st Half: 13-27		48.1%	2nd half: 15-27		55.6%	Game: 28-54		51.9%	Deadball						
3FG % 1st Half: 7-14		50.0%	2nd half: 4-7		57.1%	Game: 11-21		52.4%	Rebounds						
FT % 1st Half: 1-1		100.0	2nd half: 3-6		50.0%	Game: 4-7		57.1%	2						

Iowa 55 • 4-3

#	Player	Total		3-Ptr		Rebounds			PF	TP	A TO Blk Stl				Min
		FG-FGA	FG-FGA	FT-FTA	FT-FTA	Off	Def	Tot			A	TO	Blk	Stl	
01	Basabe, Melsahn	f	1-6	0-0	0-0	1	0	1	0	2	0	1	1	0	20
15	McCabe, Zach	f	3-4	0-0	1-1	2	5	7	5	7	0	3	0	0	19
25	May, Eric	f	1-6	0-0	0-0	0	2	2	1	2	1	0	0	0	12
05	Gatens, Matt	g	1-6	0-1	6-7	0	0	0	2	8	0	1	0	1	33
24	Cartwright, Bryce	g	2-11	0-1	3-4	0	2	2	0	7	2	2	0	1	28
00	Olaseni, Gabriel		0-0	0-0	0-0	0	0	0	0	0	1	0	0	0	5
02	Oglesby, Josh		4-9	3-4	4-4	1	2	3	0	15	0	0	0	2	25
04	Marble, Roy Devyn		2-8	0-1	2-2	0	0	0	0	6	1	0	1	1	17
14	McCarty, Stephen		0-0	0-0	0-0	0	0	0	0	0	0	2	0	0	2
20	Brommer, Andrew		0-2	0-0	2-2	2	1	3	0	2	0	1	0	0	15
30	White, Aaron		2-4	0-1	0-0	0	4	4	2	4	0	0	0	0	17
32	Stubbs, Brandon		0-0	0-0	2-2	0	0	0	0	2	0	0	0	0	2
34	Stokes, Darius		0-0	0-0	0-0	0	1	1	1	0	0	0	1	1	3
35	Archie, Devon		0-0	0-0	0-0	0	0	0	0	0	0	0	0	0	2
	Team					2	2	4							
Totals			16-56	3-11	20-22	8	19	27	11	55	5	10	3	8	200
FG % 1st Half: 7-30		23.3%	2nd half: 9-26		34.6%	Game: 16-56		28.6%	Deadball						
3FG % 1st Half: 0-4		0.0%	2nd half: 3-7		42.9%	Game: 3-11		27.3%	Rebounds						
FT % 1st Half: 6-7		85.7%	2nd half: 14-15		93.3%	Game: 20-22		90.9%	0						

Officials: Ed Hightower, Mark Whitehead, D.J. Cartensen
Technical fouls: Clemson-None. Iowa-None.
Attendance: 10449
Big Ten/ACC Challenge
Fouled Out: Iowa - McCabe (03:58)

Score by periods	1st	2nd	Total
Clemson	34	37	71
Iowa	20	35	55

Last FG - CLEM 2nd-01:04, IOWA 2nd-00:37.
Largest lead - CLEM by 26 2nd-07:01, IOWA by 4 1st-18:18.

Score tied - 1 time.
Lead changed - 1 time.

Game 6 - Iowa 82, IPFW 72

Official Basketball Box Score -- Game Totals -- Final Statistics
IPFW vs Iowa
11/26/11 12:05 p.m. at Carver-Hawkeye Arena - Iowa City, IA

IPFW 72 • 2-2

#	Player		Total		3-Ptr		Rebounds			PF	TP	A TO Blk Stl				Min
			FG-FGA	FG-FGA	FT-FTA	Off	Def	Tot	A			TO	Blk	Stl		
05	Smeathers, Jason	f	2-8	1-6	4-5	0	3	3	4	9	0	2	1	0	30	
11	Peckinpaugh, John	f	0-1	0-1	1-2	0	3	3	5	1	3	4	0	0	28	
44	McCorkle, Trey	f	2-3	0-0	8-8	2	6	8	4	12	2	5	1	0	26	
01	Marlin, Jonny	g	1-3	1-3	0-0	0	2	2	1	3	2	6	0	0	36	
04	Gaines, Frank	g	10-14	3-4	2-5	0	5	5	5	25	2	4	0	2	29	
10	McCray, Isaiah		0-1	0-1	0-0	0	0	0	1	0	0	0	0	0	5	
15	Hines, Mario		4-8	0-0	4-6	3	3	6	3	12	1	0	0	0	18	
20	Kibiloski, Michael		1-3	1-2	0-0	0	1	1	1	3	1	1	0	0	18	
53	Edwards, Joe		3-3	1-1	0-0	0	1	1	0	7	0	2	0	0	10	
	Team					0	1	1								
Totals			23-44	7-18	19-26	5	25	30	24	72	11	24	2	2	200	
FG % 1st Half: 9-21			42.9%	2nd half: 14-23	60.9%	Game: 23-44			52.3%	Deadball						
3FG % 1st Half: 3-11			27.3%	2nd half: 4-7	57.1%	Game: 19-18			38.9%	Rebounds						
FT % 1st Half: 8-12			66.7%	2nd half: 11-14	78.6%	Game: 7-26			73.1%	3						

Game 9 - Northern Iowa 80, Iowa 60

Official Basketball Box Score -- Game Totals -- Final Statistics

Iowa vs UNI

12/06/11 7:05 p.m. at Cedar Falls, Iowa (McLeod Center)

Iowa 60 • 5-4

#	Player	Total		3-Ptr		Rebounds			PF	TP	A	TO	Blk	Stl	Min
		FG	FGA	FG	FGA	FT	FTA	Off Def Tot							
01	Basabe, Melsahn	*	4-8	0-0	0-0	0	6	6	3	8	1	2	0	1	26
04	Marble, Roy Devyn	*	7-12	0-2	0-3	1	3	4	4	14	4	2	0	2	37
05	Gatens, Matt	*	3-9	0-4	0-0	0	4	4	3	6	1	1	0	2	37
15	McCabe, Zach	*	1-3	0-0	0-0	1	4	5	2	1	3	0	0	0	17
25	May, Eric	*	5-11	0-2	0-1	1	1	2	3	10	1	0	0	0	30
00	Olaseni, Gabriel		0-0	0-0	0-0	0	0	0	0	0	0	0	0	0	1
02	Oglesby, Josh		3-6	1-3	0-1	0	1	1	1	7	0	1	0	0	20
20	Brommer, Andrew		2-2	0-0	0-0	1	3	4	2	4	1	1	0	0	22
30	White, Aaron		2-3	0-1	3-4	2	1	3	2	7	1	1	0	0	6
35	Archie, Devon		1-1	0-0	0-0	0	1	1	2	2	0	1	0	0	4
Team						2	1	3							
Totals			28-55	1-12	3-9	8	25	33	25	60	10	12	0	5	200

FG % 1st Half: 13-22 59.1% 2nd half: 15-33 45.5% Game: 28-55 50.9% Deadball Rebounds 1
3FG % 1st Half: 1-4 25.0% 2nd half: 0-8 0.0% Game: 1-12 8.3%
FT % 1st Half: 0-3 0.0% 2nd half: 3-6 50.0% Game: 3-9 33.3%

UNI 80 • 8-1

#	Player	Total		3-Ptr		Rebounds			PF	TP	A	TO	Blk	Stl	Min
		FG	FGA	FG	FGA	FT	FTA	Off Def Tot							
01	Mitchell, Deon	*	2-7	1-3	0-1	0	2	2	2	5	0	1	0	1	24
10	Tuttle, Seth	*	4-6	0-0	4-5	1	6	7	0	12	0	0	1	0	26
13	Moran, Johnny	*	1-5	0-3	2-2	0	3	3	2	4	0	1	0	0	31
20	Koch, Jake	*	3-6	3-4	4-4	0	5	5	2	13	6	4	2	1	29
52	James, Anthony	*	4-10	2-4	8-8	0	1	1	2	18	3	2	0	0	31
04	Rank, Chip		3-3	3-3	1-1	1	0	1	0	10	0	0	0	0	11
21	Morrison, Matt		1-1	1-1	0-0	0	1	1	2	3	0	0	0	0	9
23	Sonnen, Marc		1-3	1-3	8-8	1	1	2	3	11	0	1	0	0	24
24	Martino, Max		0-0	0-0	0-0	0	0	0	0	0	0	0	0	0	1
33	Pehl, Austin		1-3	0-0	2-4	0	2	2	2	4	0	1	0	0	13
34	Lange, Tyler		0-0	0-0	0-0	0	1	1	0	0	0	0	0	0	1
Team						1	1	2							
Totals			20-44	11-21	29-33	4	23	27	15	80	9	10	3	2	200

FG % 1st Half: 10-21 47.6% 2nd half: 10-23 43.5% Game: 20-44 45.5% Deadball Rebounds 0
3FG % 1st Half: 6-10 60.0% 2nd half: 5-11 45.5% Game: 11-21 52.4%
FT % 1st Half: 6-9 66.7% 2nd half: 23-24 95.8% Game: 29-33 87.9%

Officials: Bo Boroski, John Higgins, Paul Janssen
Technical fouls: Iowa-McCabe, Zach; TEAM 3. UNI-None.
Attendance: 6834

Score by periods			1st	2nd	Total	Points	In Paint	Off T/O	2nd Chance	Fast Break	Bench
Iowa	27	33	60								
UNI	32	48	80								

Last FG - IOWA 2nd-01:02, UNI 2nd-00:35.
Largest lead - IOWA by 10 1st-16:49, UNI by 20 2nd-04:45.
Score tied - 3 times.
Lead changed - 1 time.

Game 11 - Iowa 82, Drake 68

Official Basketball Box Score -- Game Totals -- Final Statistics

Drake vs Iowa

12/17/11 8:05 p.m. at Carver-Hawkeye Arena - Iowa City, IA

Drake 68 • 6-4

#	Player	F	Total		3-Ptr		Rebounds			PF	TP	A	TO	Blk	Stl	Min
			FG	FGA	FG	FGA	FT	FTA	Off Def Tot							
01	Clarke, Jordan	f	4-8	0-0	2-3	6	4	10	5	10	0	0	1	2	12	12
10	Jeffers, Jeremy	f	3-5	1-2	2-2	0	3	3	2	9	0	1	0	0	0	26
34	Simons, Ben	f	2-8	1-5	0-1	2	1	3	4	5	3	4	0	0	0	33
11	Madison, Karl	g	1-3	1-2	4-4	0	3	3	2	7	1	2	0	1	1	25
24	Rice, Rayvonte	g	8-16	0-3	7-9	4	1	5	4	23	1	6	0	2	35	35
02	Hawley, Aaron		2-7	1-5	1-2	0	2	2	0	6	0	0	0	0	0	22
03	Alexander, Kurt		3-7	1-2	0-0	1	1	2	4	7	2	2	0	0	0	15
22	Woods, Kraidon		0-0	0-0	1-2	1	3	4	2	1	0	4	1	0	0	25
25	Smith, David		0-0	0-0	0-0	0	0	0	0	0	0	0	0	0	0	7
Team						0	1	1								
Totals			23-54	5-19	17-23	14	19	33	23	68	7	19	2	5	200	200

FG % 1st Half: 11-30 36.7% 2nd half: 12-24 50.0% Game: 23-54 42.6% Deadball Rebounds 4
3FG % 1st Half: 3-12 25.0% 2nd half: 2-7 28.6% Game: 5-19 26.3%
FT % 1st Half: 5-8 62.5% 2nd half: 12-15 80.0% Game: 17-23 73.9%

Iowa 82 • 6-5

#	Player	F	Total		3-Ptr		Rebounds			PF	TP	A	TO	Blk	Stl	Min
			FG	FGA	FG	FGA	FT	FTA	Off Def Tot							
01	Basabe, Melsahn	f	4-7	0-0	2-3	2	3	5	3	10	0	3	2	1	25	25
15	McCabe, Zach	f	4-5	0-0	0-0	3	3	6	2	8	1	0	0	0	2	24
25	May, Eric	f	0-3	0-2	3-4	2	1	3	4	3	1	0	2	2	14	14
04	Marble, Roy Devyn	g	3-7	0-1	4-5	0	1	1	1	10	5	2	0	2	19	19
05	Gatens, Matt	g	7-14	1-5	5-7	3	3	6	2	20	2	1	0	3	40	40
02	Oglesby, Josh		2-5	1-3	0-0	0	2	2	0	5	3	0	1	0	19	19
20	Brommer, Andrew		2-2	0-0	0-0	1	1	2	2	4	0	2	0	1	13	13
24	Cartwright, Bryce		2-9	0-1	8-8	0	1	1	1	12	3	3	0	1	28	28
30	White, Aaron		4-4	1-1	1-2	2	3	5	2	10	1	1	1	0	18	18
Team						0	1	1								
Totals			28-56	3-13	23-29	13	19	32	17	82	16	12	6	12	200	200

FG % 1st Half: 19-33 57.6% 2nd half: 9-23 39.1% Game: 28-56 50.0% Deadball Rebounds 2
3FG % 1st Half: 2-5 40.0% 2nd half: 1-8 12.5% Game: 3-13 23.1%
FT % 1st Half: 4-5 80.0% 2nd half: 19-24 79.2% Game: 23-29 79.3%

Officials: Mike Sanzere, Frank Spencer, Bert Smith
Technical fouls: Drake-None. Iowa-None.
Attendance: 10479
Fouled Out: Drake - Clarke (09:50)

Score by periods			1st	2nd	Total						
Drake	30	38	68	Points	In	Off	2nd	Fast			
Iowa	44	38	82	Paint	T/O	Chance	Break	Bench			
				DU	9	15	4	14			
				IOWA	40	21	18	4	31		

Last FG - DU 2nd-00:24, IOWA 2nd-01:38.
Largest lead - DU by 3 1st-09:39, IOWA by 16 2nd-12:41.
Score tied - 4 times.
Lead changed - 6 times.

Game 10 - Iowa State 86, Iowa 76

Official Basketball Box Score -- Game Totals -- Final Statistics

Iowa vs Iowa State

12/09/11 7:05 p.m. at Hilton Coliseum - Ames, IA

Iowa 76 • 5-5

#	Player	F	Total		3-Ptr		Rebounds			PF	TP	A	TO	Blk	Stl	Min
			FG	FGA	FG	FGA	FT	FTA	Off Def Tot							
01	Basabe, Melsahn	*	7-12	0-0	4-6	4	5	9	1	18	0	2	0	0	32	32
04	Marble, Roy Devyn	*	5-12	1-1	10-11	1	3	4	3	21	5	2	0	2	37	37
05	Gatens, Matt	*	3-7	3-6	2-2	0	4	4	4	11	1	2	0	0	39	39
15	McCabe, Zach	*	3-4	0-0	2-2	0	3	3	4	8	1	1	0	0	16	16
25	May, Eric	*	2-5	1-1	0-0	1	1	2	3	5	0	1	0	1	15	15
02	Oglesby, Josh		2-6	1-4	1-1	1	2	3	1	6	1	0	0	0	22	22
20	Brommer, Andrew		0-1	0-0	0-0	0	1	1	3	0	0	1	0	1	12	12
24	Cartwright, Bryce		0-1	0-0	0-0	0	0	0	0	0	2	2	0	0	6	6
30	White, Aaron		2-8	0-1	3-3	1	2	3	5	7	2	1	0	2	21	21
Team						0	1	1								
Totals			24-56	6-13	22-25	8	22	30	24	76	12	12	0	6	200	200

FG % 1st Half: 10-26 38.5% 2nd half: 14-30 46.7% Game: 24-56 42.9% Deadball Rebounds 2
3FG % 1st Half: 1-5 20.0% 2nd half: 5-8 62.5% Game: 6-13 46.2%
FT % 1st Half: 6-8 75.0% 2nd half: 16-17 94.1% Game: 22-25 88.0%

Iowa State 86 • 7-3

#	Player		Total		3-Ptr		Rebounds			PF	TP	A	TO	Blk	Stl	Min
			FG-FGA	FG-FGA	FT-FTA	Off	Def	Tot								
02	Babb, Chris	*	3-9	2-6	2-2	2	2	4	1	10	2	0	0	1	35	
03	Ejim, Melvin	*	5-7	0-1	3-3	0	4	4	3	13	1	0	0	0	21	
04	Allen, Chris	*	3-7	1-3	2-2	0	2	2	4	3	2	2	0	0	17	
11	Christopherson,Scott	*	6-11	3-6	1-2	0	3	3	2	16	2	1	1	0	30	
30	White, Royce	*	7-8	0-0	3-5	0	8	8	2	17	3	5	2	1	37	
00	Railey, Jordan		0-0	0-0	0-0	0	0	0	0	0	0	0	0	0	1	
21	Palo, Bubu		2-5	1-1	9-15	1	2	3	4	14	6	1	0	1	30	
02	Booker, Anthony		0-0	0-0	0-0	1	0	1	3	0	1	0	0	0	4	
24	Gibson, Percy		1-2	0-0	0-0	0	4	4	3	2	0	1	1	0	14	
25	McGee, Tyrus		1-2	1-2	2-2	3	0	3	0	5	0	2	0	0	11	
	Team					0	0	0								
Totals			28-51	8-19	22-31	7	25	32	22	86	17	12	3	4	200	

Game 13 - Iowa 81, Boise State 72

Official Basketball Box Score -- Game Totals -- Final Statistics
Boise State vs Iowa
12/22/11 7:45 p.m. at Carver-Hawkeye Arena - Iowa City, IA

Boise State 72 • 9-4

#	Player	Total		3-Ptr		Rebounds			PF	TP	A TO Blk Stl				Min
		FG-FGA	FG-FGA	FT-FTA	FT-FTA	Off	Def	Tot			A	TO	Blk	Stl	
##	Bropleh, Thomas	f	4-12	1-4	3-4	2	4	6	1	12	1	2	0	0	30
22	Wiley, Drew	f	3-4	3-4	0-0	0	2	2	4	9	2	1	0	0	25
23	Watkins, Ryan	f	1-5	0-0	0-0	0	0	0	0	2	0	0	0	0	12
11	Elorriaga, Jeff	g	3-5	1-3	0-0	1	5	6	3	7	1	2	0	1	34
30	Perryman, Westly	g	1-6	1-3	0-2	0	4	4	4	3	4	1	1	0	28
02	Marks, Derrick		7-13	1-1	2-4	2	2	4	2	17	3	0	0	0	25
05	Hanstad, Joe		0-0	0-0	0-0	0	0	0	2	0	1	1	0	0	6
10	Nichols, Tre		1-5	1-3	0-0	0	1	1	2	3	1	0	0	0	10
33	Crayton, Jarrell		0-0	0-0	1-2	2	1	3	2	1	0	0	0	0	6
42	Buckner, Kenny		9-12	0-0	0-0	2	2	4	2	18	0	0	0	0	24
	Team					3	1	4			1				
Totals			29-62	8-18	6-12	12	22	34	22	72	13	8	1	1	200
FG % 1st Half: 14-35		40.0%	2nd half: 15-27		55.6%	Game: 29-62		46.8%	Deadball						
3FG % 1st Half: 4-9		44.4%	2nd half: 4-9		44.4%	Game: 8-18		44.4%	Rebounds						
FT % 1st Half: 1-2		50.0%	2nd half: 5-10		50.0%	Game: 6-12		50.0%	2						

Iowa 81 • 8-5

#	Player	Total		3-Ptr		Rebounds			PF	TP	A TO Blk Stl				Min
		FG-FGA	FG-FGA	FT-FTA	FT-FTA	Off	Def	Tot			A	TO	Blk	Stl	
01	Basabe, Melsahn	f	6-9	0-0	2-3	4	7	11	0	14	0	0	4	0	31
15	McCabe, Zach	f	1-3	0-0	0-0	0	2	2	2	2	0	1	0	0	11
25	May, Eric	f	1-6	1-2	0-0	1	0	1	1	3	3	0	1	1	21
04	Marble, Roy Devyn	g	5-10	0-0	8-10	1	7	8	1	18	5	1	3	3	31
05	Gatens, Matt	g	5-11	1-4	5-5	1	1	2	2	16	3	0	0	1	38
02	Oglesby, Josh		2-4	2-4	3-4	1	0	1	0	9	1	1	0	0	22
20	Brommer, Andrew		0-0	0-0	0-0	0	0	0	2	0	0	0	0	0	9
24	Cartwright, Bryce		0-3	0-1	1-2	0	2	2	1	1	2	1	0	0	10
30	White, Aaron		6-8	0-1	6-7	1	5	6	2	18	0	1	0	1	27
	Team					1	1	2							
Totals			26-54	4-12	25-31	10	25	35	11	81	14	5	8	6	200
FG % 1st Half: 11-28		39.3%	2nd half: 15-26		57.7%	Game: 26-54		48.1%	Deadball						
3FG % 1st Half: 2-7		28.6%	2nd half: 2-5		40.0%	Game: 4-12		33.3%	Rebounds						
FT % 1st Half: 9-10		90.0%	2nd half: 16-21		76.2%	Game: 25-31		80.6%	2						

Officials: Jim Burr, D.J. Carlsensen, Wally Rutecki
Technical fouls: Boise State-None. Iowa-None.
Attendance: 13122

Score by periods	1st	2nd	Total
Boise State	33	39	72
Iowa	33	48	81

Last FG - BSU 2nd-00:07, IOWA 2nd-00:19.
Largest lead - BSU by 3 1st-17:10, IOWA by 11 2nd-00:11.

Score tied - 11 times.
Lead changed - 14 times.

Game 14 - Purdue 79, Iowa 76

Official Basketball Box Score -- Game Totals -- Final Statistics
Purdue vs Iowa
12/28/11 8:35 p.m. at Carver-Hawkeye Arena - Iowa City, IA

Purdue 79 • 11-3, 1-0

#	Player	Total		3-Ptr		Rebounds			PF	TP	A TO Blk Stl				Min
		FG-FGA	FG-FGA	FT-FTA	FT-FTA	Off	Def	Tot			A	TO	Blk	Stl	
##	Hummel, Robbie	f	5-14	1-5	5-6	3	8	11	3	16	1	1	1	1	28
34	Lawson, Jacob	f	2-4	0-0	0-0	3	2	5	4	4	0	0	0	0	14
12	Barlow, Kelsey	g	5-7	0-0	2-3	0	2	2	2	12	0	0	0	1	27
23	Jackson, Lewis	g	3-8	0-1	0-0	0	2	2	3	6	4	3	0	1	30
24	Smith, Ryne	g	2-6	1-5	0-0	2	3	5	2	5	0	0	0	0	26
00	Johnson, Terone		3-7	0-1	0-2	0	3	3	2	6	2	1	0	1	17
01	Johnson, Anthony		2-3	0-0	0-0	0	2	2	1	4	1	1	0	0	8
21	Byrd, D.J.		6-9	2-5	0-0	0	1	1	3	14	2	0	0	1	22
32	Hart, John		3-4	2-3	0-0	0	1	1	1	8	0	0	0	0	11
50	Carroll, Travis		2-4	0-0	0-0	0	0	0	0	4	1	1	0	1	17
	Team					1	2	3							
Totals			33-66	6-20	7-11	9	26	35	21	79	11	7	1	6	200
FG % 1st Half: 19-35		54.3%	2nd half: 14-31		45.2%	Game: 33-66		50.0%	Deadball						
3FG % 1st Half: 6-13		46.2%	2nd half: 0-7		0.0%	Game: 6-20		30.0%	Rebounds						
FT % 1st Half: 1-2		50.0%	2nd half: 6-9		66.7%	Game: 7-11		63.6%	2						

Iowa 76 • 8-6, 0-1

#	Player	Total		3-Ptr		Rebounds			PF	TP	A TO Blk Stl				Min
		FG-FGA	FG-FGA	FT-FTA	FT-FTA	Off	Def	Tot			A	TO	Blk	Stl	
01	Basabe, Melsahn	f	6-8	0-0	2-3	0	8	8	1	14	0	3	2	0	33
15	McCabe, Zach	f	2-3	0-0	1-1	2	3	5	4	5	0	1	0	0	16
04	Marble, Roy Devyn	g	6-12	0-1	5-8	1	0	1	2	17	6	0	1	1	35
05	Gatens, Matt	g	3-9	1-2	4-4	2	4	6	1	11	5	0	0	0	36
25	May, Eric	g	2-7	1-2	4-4	1	5	6	4	9	0	1	0	0	20
02	Oglesby, Josh		1-2	1-1	0-0	0	2	2	0	3	0	1	0	0	14
20	Brommer, Andrew		0-0	0-0	2-4	0	0	0	0	2	0	1	0	0	6
24	Cartwright, Bryce		4-10	0-3	0-1	0	1	1	0	8	4	1	0	0	21
30	White, Aaron		2-4	0-2	3-4	1	2	3	1	7	0	2	1	0	19
	Team					1	1	2							
Totals			26-55	3-11	21-29	8	26	34	13	76	15	10	4	1	200
FG % 1st Half: 13-24		54.2%	2nd half: 13-31		41.9%	Game: 26-55		47.3%	Deadball						
3FG % 1st Half: 1-5		20.0%	2nd half: 2-6		33.3%	Game: 3-11		27.3%	Rebounds						
FT % 1st Half: 12-15		80.0%	2nd half: 9-14		64.3%	Game: 21-29		72.4%	3						

Officials: Mike Sanzere, Mike Eades, Bert Smith
Technical fouls: Purdue-None. Iowa-None.
Attendance: 13314
Big Ten Opener

Score by periods	1st	2nd	Total
Purdue	45	34	79
Iowa	39	37	76

Last FG - PUR 2nd-00:19, IOWA 2nd-00:01.
Largest lead - PUR by 9 1st-03:55, IOWA by 2 1st-16:59.

Score tied - 4 times.
Lead changed - 4 times.

Game 15 - Iowa 72, #11 Wisconsin 65

Official Basketball Box Score -- Game Totals -- Final Statistics
Iowa vs Wisconsin
12/31/11 12pm at Kohl Center, Madison, Wis.

Iowa 72 • 9-6, 1-1

#	Player		Total		3-Ptr		Rebounds			PF	TP	A TO Blk Stl				Min
			FG-FGA	FG-FGA	FT-FTA	Off	Def	Tot	A			TO	Blk	Stl		
01	Basabe, Melsahn	f	6-11	0-0	2-5	5	4	9	4	14	0	3	1	2	33	
15	McCabe, Zach	f	3-5	0-2	0-0	1	2	3	4	6	0	2	0	0	23	
04	Marble, Roy Devyn	g	3-6	0-0	1-3	0	4	4	2	7	1	1	0	0	29	
05	Gatens, Matt	g	2-9	0-1	2-2	2	10	12	1	6	3	0	2	0	34	
25	May, Eric	g	1-4	0-0	0-0	0	5	5	0	2	0	1	0	0	18	
00	Olaseni, Gabriel		0-1	0-0	0-0	0	0	0	0	0	0	0	0	0	2	
02	Oglesby, Josh		1-4	0-1	0-0	0	1	1	0	2	0	0	0	0	9	
20	Brommer, Andrew		0-0	0-0	0-0	0	0	0	2	0	0	1	0	0	1	
24	Cartwright, Bryce		7-12	0-0	3-3	1	1	2	1	17	5	1	0	0	31	
30	White, Aaron		6-7	2-2	4-4	2	2	4	3	18	1	1	1	0	20	
	Team					1	0	1								
Totals			29-59	2-6	12-17	12	29	41	17	72	10	10	4	2	200	
FG % 1st Half: 14-33			42.4%	2nd half: 15-26	57.7%	Game: 29-59			49.2%	Deadball						
3FG % 1st Half: 0-3			0.0%	2nd half: 2-3	66.7%	Game: 2-6			33.3%	Rebounds						
FT % 1st Half: 3-6			50.0%	2nd half: 9-11	81.8%	Game: 12-17			70.6%	1,1						

Game 17 - #6 Ohio State 76, Iowa 47

Official Basketball Box Score -- Game Totals -- Final Statistics
Ohio State vs Iowa
01/07/12 2:05 p.m. at Carver-Hawkeye Arena - Iowa City, IA

Ohio State 76 • 15-2, 3-1

#	Player		Total		3-Ptr		Rebounds			PF	TP	A TO Blk			Stl	Min
			FG-FGA	FG-FGA	FT-FTA	Off	Def	Tot	A			TO	Blk			
01	Thomas, Deshaun	f	4-6	2-2	0-2	2	2	4	2	10	3	1	0	0	22	
00	Sullinger, Jared	c	13-18	1-1	1-2	2	6	8	3	28	0	1	1	4	31	
04	Craft, Aaron	g	2-4	0-0	0-0	1	2	3	2	4	3	3	0	1	22	
32	Smith Jr., Lenzelle	g	2-4	2-3	0-0	0	1	1	2	6	1	1	0	2	17	
44	Buford, William	g	3-14	1-4	1-2	2	9	11	1	8	5	2	0	3	35	
02	Sibert, Jordan	g	1-4	0-2	0-0	0	2	2	1	2	1	2	0	0	11	
03	Scott, Shannon	g	2-5	0-1	1-1	1	4	5	2	5	6	1	0	2	18	
10	Ross, LaQuinton	g	0-0	0-0	0-0	0	0	0	0	0	0	0	0	0	2	
12	Thompson, Sam	g	2-2	1-1	0-0	1	0	1	3	5	1	2	0	0	15	
15	Weatherspoon, J.D.	g	4-6	0-0	0-0	0	1	1	1	8	0	1	0	0	16	
23	Williams, Amir	g	0-1	0-0	0-0	0	1	1	0	0	0	0	0	0	5	
30	Ravenel, Evan	g	0-0	0-0	0-0	1	1	2	1	0	0	1	1	0	4	
55	McDonald, Trey	g	0-0	0-0	0-0	0	0	0	0	0	1	0	0	0	2	
Team						1	1	2								
Totals				33-64	7-14	3-7	11	30	41	18	76	21	15	2	12	200
FG % 1st Half: 13-33			39.4%	2nd half: 20-31		64.5%	Game: 33-64		51.6%	Deadball						
3FG % 1st Half: 2-7			28.6%	2nd half: 5-7		71.4%	Game: 7-14		50.0%	Rebounds						
FT % 1st Half: 0-2			0.0%	2nd half: 3-5		60.0%	Game: 3-7		42.9%	2						

Iowa 47 • 10-7, 2-2

#	Player		Total		3-Ptr		Rebounds			PF	TP	A	TO	Blk	Stl	Min		
			FG	FGA	FG	FGA	FT	FTA	Off								Def	Tot
01	Basabe, Melsahn	f	1	3	0	0	0	1	3	4	0	2	0	2	0	14		
15	McCabe, Zach	f	2	4	0	0	2	2	0	0	0	4	6	2	1	1	18	
04	Marble, Roy Devyn	g	1	8	0	0	3	4	0	3	3	0	5	2	2	2	29	
05	Gatens, Matt	g	3	8	0	3	0	0	2	3	5	1	6	0	4	0	27	
25	May, Eric	g	4	10	1	2	0	0	2	4	6	0	9	1	2	0	21	
00	Olaseni, Gabriel		1	1	0	0	0	1	1	1	1	2	0	1	0	1	7	
02	Oglesby, Josh		2	6	1	5	2	2	0	0	0	0	7	0	1	0	20	
14	McCarthy, Stephen		0	1	0	0	0	0	1	0	1	0	0	0	0	0	2	
00	Brommer, Andrew		0	0	0	0	0	0	0	0	0	1	0	0	0	2	10	
24	Cartwright, Bryce		2	6	1	1	0	0	0	2	2	1	5	2	3	0	1	20
30	White, Aaron		0	3	0	1	3	4	0	3	3	0	3	0	2	1	0	15
32	Stubbs, Brandon		0	0	0	0	0	0	0	0	0	0	0	0	1	0	0	2
34	Stokes, Darius		0	1	0	0	0	0	1	1	0	0	0	0	0	0	0	4
35	Archie, Devon		1	2	0	0	0	0	1	2	3	2	2	0	1	2	0	11
Team									2	0	2							
Totals									9	22	31	10	47	7	20	6	10	200
FG % 1st Half: 5-23			21.7%	2nd half: 12-30			40.0%	Game: 17-53			32.1%	Deadball						
3FG % 1st Half: 1-6			16.7%	2nd half: 2-6			33.3%	Game: 3-12			25.0%	Rebounds						
FT % 1st Half: 8-10			80.0%	2nd half: 2-3			66.7%	Game: 10-13			76.9%	0						

Officials: Gene Steratore, Glenn Mayborg, D.J. Cartensen
Technical fouls: Ohio State-None. Iowa-TEAM.
Attendance: 15400

Score by periods	1st	2nd	Total
Ohio State	28	48	76
Iowa	19	28	47

Last FG - OSU 2nd-00:34, IOWA 2nd-02:03.
Largest lead - OSU by 33 2nd-05:50, IOWA by 1 1st-13:46.

	In	Off	2nd	Fast	Bench
Points	Paint	T/O	Chance	Break	
OSU	44	23	15	8	20
IOWA	22	10	7	6	19

Score tied - 2 times.
Lead changed - 2 times.

Game 18 - #6 Michigan State 95, Iowa 61

Official Basketball Box Score -- Game Totals -- Final Statistics
Iowa vs Michigan State
01/10/12 7 p.m. at Breslin Center (East Lansing, Mich.)

Iowa 61 • 10-8, 2-3

#	Player		Total		3-Ptr		Rebounds			PF	TP	A TO Blk			Stl	Min
			FG-FGA	FG-FGA	FT-FTA	FT-FTA	Off	Def	Tot			A	TO	Blk		
01	Basabe, Melsahn	*	5-10	0-0	0-1	2	1	3	0	10	2	2	1	0	26	
04	Marble, Roy Devyn	*	4-15	2-3	2-3	3	5	8	3	12	1	4	0	3	36	
05	Gatens, Matt	*	4-9	2-5	1-2	1	2	3	2	11	1	1	0	1	28	
15	McCabe, Zach	*	2-7	0-1	3-3	2	0	2	3	7	0	2	0	0	19	
25	May, Eric	*	1-2	0-0	0-1	1	1	2	1	2	1	4	0	0	13	
00	Olaseni, Gabriel		0-0	0-0	0-0	0	3	3	1	0	0	0	1	1	5	
02	Oglesby, Josh		1-6	0-4	0-0	0	0	0	0	2	1	1	0	0	17	
00	Brommer, Andrew		0-0	0-0	0-0	1	0	1	2	0	1	0	0	0	7	
24	Cartwright, Bryce		1-5	0-0	0-0	0	0	0	1	2	5	5	0	1	17	
30	White, Aaron		5-7	0-1	5-9	4	2	6	2	15	0	2	2	2	26	
32	Stubbs, Brandon		0-0	0-0	0-0	0	0	0	0	0	0	0	0	0	2	
35	Archie, Devon		0-2	0-0	0-0	2	0	2	0	0	0	0	0	0	4	
	Team					2	1	3	1							
Totals			23-63	4-14	11-19	18	15	33	16	61	12	21	4	8	200	
FG % 1st Half: 10-26			38.5%	2nd half: 13-37			35.1%	Game: 23-63			36.5%					Deadball Rebounds 3
3FG % 1st Half: 1-7			14.3%	2nd half: 3-7			42.9%	Game: 4-14			28.6%					
FT % 1st Half: 3-4			75.0%	2nd half: 8-15			53.3%	Game: 11-19			57.9%					

Michigan State 95 • 15-2, 4-0

#	Player	Total		3-Ptr		Rebounds			PF	TP	A	TO	Blk	Stl	Min
		FG-FGA	FG-FGA	FT-FTA	Off	Def	Tot								
05	Payne, Adreian	*	1-2	0-0	1-2	2	4	6	2	3	0	2	1	1	17
11	Appling, Keith	*	6-11	1-3	2-2	2	1	3	2	15	9	0	0	3	27
22	Dawson, Brandon	*	3-7	0-0	0-0	2	2	4	1	6	3	1	1	3	21
23	Green, Draymond	*	9-12	3-4	1-2	0	10	10	3	22	5	1	0	3	29
30	Wood, Brandon	*	5-7	1-3	1-1	1	1	2	2	12	2	3	0	0	21
02	Gauna, Alex		2-3	0-0	0-0	0	0	0	0	4	0	2	0	0	11
03	Keamey, Brandon		2-2	1-1	0-0	0	1	1	0	5	4	2	1	1	13
13	Thornley, Austin		2-3	2-3	2-2	0	2	2	1	8	0	1	0	3	16
04	Chapman, Dan		0-0	0-0	0-0	0	0	0	0	0	0	0	0	0	2
15	Wetzel, Keenan		0-0	0-0	0-0	0	0	0	0	0	0	0	0	0	2
20	Trice, Travis		3-4	2-3	2-2	0	2	2	2	10	0	0	0	0	16
25	Nix, Derrick		4-6	0-0	2-4	3	1	4	3	10	2	2	0	2	18
34	Sweeny, Joe		0-2	0-1	0-0	0	0	0	0	0	0	1	0	0	2
40	Wollenman, Colby		0-0	0-0	0-0	0	0	0	1	0	0	0	0	0	2
44	Ianni, Anthony		0-1	0-0	0-0	0	0	0	0	0	0	0	0	0	3
Team						1	2	3							
Totals			37-60	10-18	11-15	11	26	37	17	95	25	15	3	16	200
FG % 1st Half: 19-32		59.4%	2nd half: 18-28		64.3%	Game: 37-60		61.7%	Deadball						
3FG % 1st Half: 6-12		50.0%	2nd half: 4-6		66.7%	Game: 10-18		55.6%	Rebounds						
FT % 1st Half: 2-3		66.7%	2nd half: 9-12		75.0%	Game: 11-15		73.3%	2						

Officials: Scott Thornley, Ray Perone, Bo Boroski
Technical fouls: Iowa-TEAM. Michigan State-Nix, Derrick.
Attendance: 14797

Score by periods	1st	2nd	Total
Iowa	24	37	61
Michigan State	46	49	95

Last FG - IOWA 2nd-00:26, MSU 2nd-02:11.
Largest lead - IOWA None, MSU by 45 2nd-05:52.

Score tied - 1 time.
Lead changed - 0 times.

Game 19 - Iowa 75, #13 Michigan 59

Game 21 - Nebraska 79, Iowa 73

Official Basketball Box Score -- Game Totals -- Final Statistics
Nebraska vs Iowa
01/26/12 6:00 p.m. at Carver-Hawkeye Arena - Iowa City, IA

Nebraska 79 • 11-9, 3-6

#	Player		Total		3-Ptr		Rebounds			PF		TP		A		Blk	Stl	Min		
			FG	FGA	FG	FGA	FT	FTA	Off	Def	Tot									
00	McCray, Toney	f	2-6	0-2	4-6	1	7	8	3	8	3	3	0	1	3	3	0	1	33	
13	Ubel, Brandon	f	2-2	0-0	2-2	2	1	3	3	6	1	0	0	1	1	0	0	1	19	
03	Richardson, Brandon	g	9-10	6-7	1-2	1	5	6	1	25	5	1	0	2	3	7	0	0	37	
23	Spencer, Bo	g	5-13	0-4	6-6	0	1	1	1	16	4	2	0	1	1	0	0	1	33	
25	Walker, Caleb	g	3-8	0-4	2-4	2	2	4	2	8	1	1	1	1	0	2	0	25		
21	Diaz, Jorge Brian		3-5	0-0	1-2	2	0	2	2	7	0	0	0	1	1	0	0	26		
24	Talley, Dylan		3-8	1-3	2-2	2	3	5	2	9	1	2	0	0	0	2	0	22		
33	Fox, Mike		0-0	0-0	0-0	0	0	0	1	0	0	0	0	0	0	0	0	5		
	Team					2	3	5							2					
Totals				27-52	7-20	18-24	12	22	34	15	79	15	11	1	6	1	6	200		
FG % 1st Half: 12-24			50.0%	2nd half: 15-28			53.6%	Game: 27-52			51.9%									Deadball
3FG % 1st Half: 2-9			22.2%	2nd half: 5-11			45.5%	Game: 7-20			35.0%									Rebounds
FT % 1st Half: 5-8			62.5%	2nd half: 13-16			81.3%	Game: 18-24			75.0%									2

Iowa 73 • 11-10, 3-5

#	Player	Total		3-Ptr		Rebounds			PF		TP		A		TO		Blk	Stl	Min
		FG	FGA	FG	FGA	FT	FTA	Off	Def	Tot									
01	Basabe, Melsahn	f	0-0	0-0	1-2	1	0	1	3	1	0	1	1	0	1	0	1	0	13
15	McCabe, Zach	f	9-11	2-3	0-0	1	5	6	5	20	1	2	1	2	1	2	0	0	30
25	May, Eric	f	2-5	1-1	0-1	1	4	5	2	5	1	1	1	1	1	1	0	1	19
04	Marble, Roy Devyn	g	3-9	0-1	9-10	2	1	3	2	15	3	1	0	2	2	6	0	0	26
05	Gatens, Matt	g	5-13	2-8	0-0	0	0	0	3	12	1	0	0	0	0	0	0	0	35
02	Oglesby, Josh	g	2-6	1-4	0-0	0	1	1	1	5	0	0	0	0	0	0	0	0	16
20	Brommer, Andrew		0-0	0-0	0-0	0	1	1	1	0	0	0	0	0	0	0	0	0	5
24	Cartwright, Bryce		1-4	0-1	0-0	0	0	0	1	2	5	3	0	1	1	0	0	0	20
30	White, Aaron		4-6	0-1	3-4	5	4	9	0	11	0	0	0	0	1	0	0	0	28
35	Archie, Devon		1-1	0-0	0-1	0	1	1	0	2	0	0	1	0	1	0	0	0	8
	Team					0	0	0											
Totals			27-55	6-19	13-18	10	17	27	18	73	11	8	4	7	200				
FG % 1st Half: 15-28		53.6%	2nd half: 12-27		44.4%	Game: 27-55		49.1%	Deadball										
3FG % 1st Half: 3-10		30.0%	2nd half: 3-9		33.3%	Game: 6-19		31.6%	Rebounds										
FT % 1st Half: 5-8		62.5%	2nd half: 8-10		80.0%	Game: 13-18		72.2%											

Officials: Jim Burr, Terry Wymer, Brian Dorsey
Technical fouls: Nebraska-None. Iowa-None.
Attendance: 10538
Fouled Out: Iowa - McCabe (01:58)

Score by periods	1st	2nd	Total
Nebraska	31	48	79
Iowa	38	35	73

Last FG - NEB 2nd-01:17, IOWA 2nd-01:50.
Largest lead - NEB by 6 2nd-00:06, IOWA by 11 1st-06:21.

Score tied - 6 times.
Lead changed - 5 times.

Game 23 - Iowa 63, Minnesota 59

Official Basketball Box Score -- Game Totals -- Final Statistics
Minnesota vs Iowa
02/01/12 7:35 p.m. at Carver-Hawkeye Arena - Iowa City, IA

Minnesota 59 • 16-7, 4-6

#	Player	Total		3-Ptr		Rebounds			PF		TP		A		TO		Blk	Stl	Min
		FG	FGA	FG	FGA	FT	FTA	Off	Def	Tot									
33	Williams, Rodney	f	3-7	1-1	2-4	0	1	1	4	9	1	1	2	0	3	2	0	0	32
50	Sampson III, Ralph	c	5-10	0-0	3-3	2	1	3	3	13	2	2	2	0	0	2	0	0	22
00	Welch, Julian	g	4-8	3-5	1-1	0	5	5	4	12	6	5	1	0	1	0	0	0	29
11	Coleman, Joe	g	0-2	0-0	0-0	3	3	6	2	0	4	2	0	0	0	0	0	0	23
20	Hollins, Austin	g	3-11	3-9	2-2	1	4	5	2	11	0	0	0	0	0	0	0	0	34
01	Hollins, Andre		2-5	1-2	0-0	0	1	1	0	5	2	1	0	0	0	0	0	0	19
02	Osenieks, Otto		1-2	1-1	0-1	1	2	3	0	3	1	3	0	0	0	0	0	0	10
13	Ahanmisi, Maverick		0-0	0-0	1-3	0	0	0	0	1	0	0	0	0	0	0	0	0	3
23	Armelin, Chip		2-4	1-1	0-0	1	3	4	0	5	0	1	0	0	1	0	0	0	10
55	Eliason, Elliott		0-2	0-0	0-0	1	5	6	3	0	1	0	1	1	1	0	0	0	18
	Team					1	0	1							1				
Totals			20-51	10-19	9-14	10	25	35	18	59	17	16	6	1	200				
FG % 1st Half: 10-24		41.7%	2nd half: 10-27		37.0%	Game: 20-51		39.2%	Deadball										
3FG % 1st Half: 4-8		50.0%	2nd half: 6-11		54.5%	Game: 10-19		52.6%	Rebounds										
FT % 1st Half: 3-5		60.0%	2nd half: 6-9		66.7%	Game: 9-14		64.3%											

Iowa 63 • 12-11, 4-6

#	Player	Total		3-Ptr		Rebounds			PF		TP		A		TO		Blk	Stl	Min
		FG	FGA	FG	FGA	FT	FTA	Off	Def	Tot									
15	McCabe, Zach	f	2-5	1-2	3-4	4	6	10	4	8	4	3	0	4	2	3	0	0	23
30	White, Aaron	f	2-7	0-1	5-7	3	4	7	3	9	2	0	1	1	1	0	0	0	28
04	Marble, Roy Devyn	g	5-9	1-2	1-1	2	3	5	1	12	2	2	1	2	3	2	0	0	32
05	Gatens, Matt	g	7-14	2-6	2-4	1	1	2	2	18	0	0	1	1	1	0	0	0	38
24	Cartwright, Bryce	g	2-9	0-1	2-4	0	4	4	1	6	4	2	0	1	1	0	0	0	29
00	Olaseni, Gabriel		0-0	0-0	0-0	0	0	0	0	0	0	1	0	0	0	0	0	0	3
01	Basabe, Melsahn		3-7	0-0	2-4	3	4	7	1	8	0	1	0	2	2	0	0	0	25
02	Oglesby, Josh		0-5	0-2	2-2	2	0	2	1	2	1	1	0	0	0	0	0	0	21
35	Archie, Devon		0-0	0-0	0-0	0	0	0	0	0	0	0	0	0	0	0	0	0	1
	Team					1	1	2											
Totals			21-56	4-14	17-26	16	23	39	13	63	13	10	3	11	200				
FG % 1st Half: 10-29		34.5%	2nd half: 11-27		40.7%	Game: 21-56		37.5%	Deadball										
3FG % 1st Half: 1-5		20.0%	2nd half: 3-9		33.3%	Game: 4-14		28.6%	Rebounds										
FT % 1st Half: 3-4		75.0%	2nd half: 14-22		63.6%	Game: 17-26		65.4%											

Officials: Pat Driscoll, Bon Donato, Tim Clougherty
Technical fouls: Minnesota-None. Iowa-None.
Attendance: 11232

Score by periods	1st	2nd	Total
Minnesota	27	32	59
Iowa	24	39	63

Last FG - MINN 2nd-03:24, IOWA 2nd-00:08.
Largest lead - MINN by 10 2nd-12:21, IOWA by 12 1st-11:21.

Score tied - 6 times.
Lead changed - 4 times.

Game 22 - #16 Indiana 103, Iowa 89

Official Basketball Box Score -- Game Totals -- Final Statistics
Iowa vs Indiana
01/29/12 6:00pm at Assembly Hall (Bloomington, Ind.)

Iowa 89 • 11-11, 3-6

#	Player		Total		3-Ptr		Rebounds			PF	TP	A	TO	Blk	Stl	Min
			FG	FGA	FG	FGA	FT	FTA	Off							
15	McCabe, Zach	f	1-3	0-0	1-1	1	1	2	3	3	0	1	1	0	0	21
30	White, Aaron	f	4-9	1-2	0-1	0	1	1	5	9	1	2	0	1	0	23
04	Marble, Roy Devyn	g	6-9	0-1	1-2	1	2	3	1	13	5	0	1	1	1	33
25	Gatens, Matt	g	9-13	1-4	1-1	1	1	2	2	20	0	4	0	4	0	35
04	Catwright, Bryce	g	2-2	0-0	4-6	0	2	2	3	8	6	0	4	1	0	25
00	Olasenji, Gabriel		0-1	0-0	0-0	0	1	1	1	2	0	1	2	0	0	9
01	Basabe, Melsahn		2-3	0-0	2-4	2	1	3	4	6	0	1	2	0	0	13
08	Olesby, Josh		8-12	1-1	0-0	1	1	2	2	24	0	0	0	0	0	20
14	McCarty, Stephen		0-0	0-0	0-0	0	0	0	0	0	0	0	0	0	0	1
20	Brommer, Andrew		0-0	0-0	0-0	0	0	0	0	0	0	0	0	0	0	2
25	May, Eric		0-0	0-0	0-0	1	0	1	0	0	0	1	0	0	0	5
32	Stubbs, Brandon		1-1	0-0	0-0	0	0	0	0	2	1	0	0	0	0	3
34	Stokes, Darius		0-0	0-0	0-0	0	0	0	0	0	0	0	0	0	0	1
35	Archie, Devon		1-1	0-0	0-0	0	2	2	3	2	0	0	0	0	0	9
	Team					1	3	4								
	Totals		34-54	8-15	13-21		15	22	23	89	16	17	6	6	0	200
	FG % 1st Half:	15-30	50.0%	2nd half:	19-24	79.2%	Game:	34-54	63.0%							Deadball
	3FG % 1st Half:	3-8	37.5%	2nd half:	5-7	71.4%	Game:	15-25	53.3%							Rebounds
	FT % 1st Half:	4-7	57.1%	2nd half:	9-14	64.3%	Game:	13-21	61.9%							4

Game 29 - Illinois 65, Iowa 54

Official Basketball Box Score -- Game Totals -- Final Statistics
Iowa vs Illinois
02/26/12 5:00 pm at Assembly Hall, Champaign, IL

Iowa 54 • 15-14 (7-9)

#	Player	Total		3-Ptr		Rebounds			PF	TP	A	TO	Blk	Stl	Min
		FG-FGA	FG-FGA	FT-FTA	FT-FTA	Off	Def	Tot							
15	McCabe, Zach	f	1-5	0-2	2-2	1	6	7	4	4	0	0	0	1	22
30	White, Aaron	f	3-6	0-1	2-3	1	1	2	2	8	3	3	0	0	32
02	Oglesby, Josh	g	4-10	1-5	0-0	0	2	2	4	9	0	1	0	0	27
04	Marble, Roy Devyn	g	4-9	0-1	2-2	1	2	3	1	10	6	6	0	4	38
05	Gatens, Matt	g	6-11	5-6	5-7	0	2	2	3	22	0	3	0	2	40
00	Olaseni, Gabriel		0-0	0-0	0-0	0	1	1	0	0	0	0	0	0	3
01	Basabe, Melsahn		0-4	0-0	1-2	2	1	3	2	1	1	2	1	0	18
20	Brommer, Andrew		0-0	0-0	0-0	0	1	1	0	0	0	0	0	0	3
24	Cartwright, Bryce		0-3	0-1	0-0	0	0	0	1	0	2	2	0	0	14
25	May, Eric		0-1	0-1	0-0	0	0	0	0	0	0	0	0	0	3
	Team					4	2	6							
Totals			18-49	6-17	12-16	9	18	27	17	54	12	17	1	7	200
FG % 1st Half: 8-27 29.6%		2nd half: 10-22 45.5%		Game: 18-49 36.7%		Deadball		Rebounds							
3FG % 1st Half: 4-11 36.4%		2nd half: 2-6 33.3%		Game: 6-17 35.3%											
FT % 1st Half: 3-4 75.0%		2nd half: 9-12 75.0%		Game: 12-16 75.0%											

Illinois 65 • 17-12 (6-10)

#	Player	Total		3-Ptr		Rebounds			PF	TP	A	TO	Blk	Stl	Min
		FG-FGA	FG-FGA	FT-FTA	FT-FTA	Off	Def	Tot							
42	Griffey, Tyler	f	1-6	0-2	0-0	4	1	5	4	2	2	1	0	1	25
32	Egwu, Nnanna	c	1-1	0-0	0-0	0	1	1	2	2	0	0	0	0	4
01	Richardson, D.J.	g	4-12	2-8	2-2	0	0	0	2	12	0	3	0	0	37
02	Bertrand, Joseph	g	1-3	0-1	0-0	1	2	3	2	2	0	2	0	0	18
13	Abrams, Tracy	g	1-6	0-1	1-2	0	2	2	0	3	3	3	0	0	20
00	Maniscalco, Sam		2-2	1-1	0-0	0	4	4	0	5	4	1	0	0	22
32	Paul, Brandon		5-9	3-5	4-5	0	2	2	3	17	1	4	2	3	36
12	Leonard, Meyers		7-13	0-0	8-8	6	8	14	1	22	2	3	2	0	36
20	Henry, Myke		0-0	0-0	0-0	0	0	0	0	0	0	0	0	0	2
	Team					1	3	4							
Totals			22-52	6-18	15-17	12	23	35	14	65	12	18	4	4	200
FG % 1st Half: 12-26 46.2%		2nd half: 10-26 38.5%		Game: 22-52 42.3%		Deadball		Rebounds							
3FG % 1st Half: 3-10 30.0%		2nd half: 3-8 37.5%		Game: 6-18 33.3%											
FT % 1st Half: 7-7 100.0		2nd half: 8-10 80.0%		Game: 15-17 88.2%											

Officials: Mike Eades, Ted Valentine, Bert Smith

Technical fouls: Iowa-None. Illinois-None.

Attendance: 16322

Score by periods	1st	2nd	Total
Iowa	23	31	54
Illinois	34	31	65

Last FG - Iowa 2nd-00:31, ILL 2nd-02:28.

Largest lead - Iowa by 5 1st-18:56, ILL by 13 2nd-00:37.

Score tied - 0 times.

Lead changed - 1 time.

Game 31 - Northwestern 70, Iowa 66

Official Basketball Box Score -- Game Totals -- Final Statistics
Northwestern vs Iowa
03/03/12 1:35 p.m. at Carver-Hawkeye Arena - Iowa City, IA

Northwestern 70 • 18-12, 8-10

#	Player	Total		3-Ptr		Rebounds			PF	TP	A	TO	Blk	Stl	Min
		FG-FGA	FG-FGA	FT-FTA	FT-FTA	Off	Def	Tot							
01	Crawford, Drew	f	5-15	2-7	6-7	6	1	7	2	18	0	3	0	5	38
23	Cobb, JerShon	f	6-11	1-4	0-1	0	0	0	1	13	3	1	0	1	29
24	Shurna, John	f	4-11	1-4	0-2	0	3	3	2	9	3	2	0	1	33
03	Sobolewski, Dave	g	1-5	0-0	7-7	1	1	2	3	9	2	3	0	0	35
11	Hearn, Reggie	g	4-8	0-1	1-2	1	5	6	5	9	1	0	0	2	25
04	Marcotullio, Alex		1-2	1-1	2-2	1	1	2	3	5	0	1	0	1	15
15	Fruendt, Nick		0-0	0-0	0-0	0	0	0	0	0	0	0	0	1	3
30	Curletti, Davide		3-5	0-0	1-2	4	0	4	1	7	2	0	0	0	22
	Team					1	2	3							
Totals			24-57	5-17	17-23	14	13	27	17	70	11	10	0	11	200
FG % 1st Half: 14-33 42.4%		2nd half: 10-24 41.7%		Game: 24-57 42.1%		Deadball		Rebounds							
3FG % 1st Half: 3-11 27.3%		2nd half: 2-6 33.3%		Game: 5-17 29.4%											
FT % 1st Half: 11-13 84.6%		2nd half: 6-10 60.0%		Game: 17-23 73.9%											

Iowa 66 • 16-15, 8-10

#	Player	Total		3-Ptr		Rebounds			PF	TP	A	TO	Blk	Stl	Min
		FG-FGA	FG-FGA	FT-FTA	FT-FTA	Off	Def	Tot							
15	McCabe, Zach	f	1-4	0-1	4-6	1	5	6	5	6	1	3	1	0	22
30	White, Aaron	f	4-5	1-2	5-7	0	3	3	4	14	1	1	0	3	31
04	Marble, Roy Devyn	g	4-7	1-2	2-2	0	1	1	2	11	0	4	1	1	30
05	Gatens, Matt	g	6-12	2-7	3-3	0	4	4	3	17	3	0	0	1	38
24	Cartwright, Bryce	g	3-5	0-0	0-0	1	5	6	4	6	8	6	0	1	35
01	Basabe, Melsahn		2-2	0-0	1-2	2	0	2	1	5	0	1	1	0	13
02	Oglesby, Josh		1-4	1-4	2-2	0	4	4	1	5	3	2	0	0	23
20	Brommer, Andrew		1-1	0-0	0-0	1	0	1	0	2	0	1	0	0	5
25	May, Eric		0-0	0-0	0-0	0	0	0	0	0	0	0	0	0	3
32	Stubbs, Branden		0-0	0-0	0-0	0	0	0	0	0	0	0	0	0	0+
	Team					0	2	2							
Totals			22-40	5-16	17-22	5	24	29	20	66	16	18	3	6	200
FG % 1st Half: 10-19 52.6%		2nd half: 12-21 57.1%		Game: 22-40 55.0%		Deadball		Rebounds							
3FG % 1st Half: 3-8 37.5%		2nd half: 2-8 25.0%		Game: 5-16 31.3%											
FT % 1st Half: 12-17 70.6%		2nd half: 5-5 100.0		Game: 17-22 77.3%											

Officials: Mike Kitts, Ed Hightower, Steve McJunkins

Technical fouls: Northwestern-None. Iowa-None.

Attendance: 15400

Fouled Out: Northwestern - Hearn (3:09), Iowa - McCabe (1:18)

Score by periods	1st	2nd	Total
Northwestern	42	28	70
Iowa	35	31	66

Last FG - NU 2nd-04:49, Iowa 2nd-00:11.

Largest lead - NU by 11 2nd-16:18, Iowa by 15 1st-10:37.

Score tied - 3 times.

Lead changed - 3 times.

Game 30 - Iowa 62, Nebraska 53

Official Basketball Box Score -- Game Totals -- Final Statistics
Iowa vs Nebraska
02/29/12 8:05 p.m. at Devaney Center (Lincoln, Neb.)

Iowa 62 • 16-14, 8-9

#	Player		Total		3-Ptr		Rebounds			PF	TP	A	TO	Blk	Stl	Min
			FG-FGA	FG-FGA	FT-FTA	Off	Def	Tot								
15	McCabe, Zach	f	2-2	0-0	0-0	2	3	5	3	4	2	1	0	0	20	
30	White, Aaron	f	3-7	0-2	2-3	1	4	5	3	8	0	2	0	1	27	
02	Oglesby, Josh	g	3-5	2-4	0-0	0	2	2	1	8	1	1	0	1	19	
04	Marble, Roy Devyn	g	3-10	2-5	3-5	0	3	3	1	11	3	3	0	0	27	
05	Gatens, Matt	g	4-11	3-8	5-7	1	4	5	0	16	2	1	0	0	40	
01	Basabe, Melsahn		2-3	0-0	0-0	0	2	2	2	4	0	0	0	1	11	
20	Brommer, Andrew		0-1	0-0	0-0	1	1	2	2	0	1	1	0	1	14	
24	Cartwright, Bryce		5-10	1-1	0-1	1	3	4	2	11	5	4	0	0	34	
25	May, Eric		0-0	0-0	0-0	0	2	2	1	0	1	0	0	0	8	
	Team					2	2	4								
Totals			22-49	8-20	10-16	8	26	34	15	62	15	14	0	4	200	
FG % 1st Half: 9-24			37.5%	2nd half: 13-25			52.0%	Game: 22-49			44.9%	Deadball				
3FG % 1st Half: 1-7			14.3%	2nd half: 7-13			53.8%	Game: 8-20			40.0%	Rebounds				
FT % 1st Half: 4-5			80.0%	2nd half: 6-11			54.5%	Game: 10-16			62.5%	3				



IOWA HAWKEYE BASKETBALL

Iowa Tournament History

Tournament Appearances: 14

Tournament Record: 13-12

Championships: 2001
2006

By Round:

First	4-5
Quarterfinal	4-5
Semifinal	3-1
Championship	2-1

By Location:

United Center, Chicago	7-6
Bankers Life Fieldhouse, Indianapolis	6-6

Iowa's All-Time Seedings

No. 1	---
No. 2	3-0
No. 3	---
No. 4	0-2
No. 5	0-2
No. 6	4-0
No. 7	3-2
No. 8	0-1
No. 9	3-3
No. 10	0-2
No. 11	---

Iowa's Record vs. Seedings

vs. No. 1	2-0
vs. No. 2	1-2
vs. No. 3	1-1
vs. No. 4	2-2
vs. No. 5	1-2
vs. No. 6	0-0
vs. No. 7	2-2
vs. No. 8	1-2
vs. No. 9	0-1
vs. No. 10	2-0
vs. No. 11	1-0

Iowa vs. All Opponents

vs. Illinois	0-0
vs. Indiana	2-0
vs. Michigan	0-5
vs. Michigan State	2-2
vs. Minnesota	2-0
vs. Northwestern	1-0
vs. Ohio State	2-2
vs. Penn State	1-0
vs. Purdue	2-1
vs. Wisconsin	1-2

Tournament Honors

Most Outstanding Player

2001 Reggie Evans

2006 Jeff Horner

All-Tournament Team

2001 Reggie Evans

2002 Reggie Evans
Luke Recker

2006 Greg Brunner
Jeff Horner



IOWA HAWKEYE BASKETBALL

Iowa Tournament Results

1998, United Center, Chicago, IL (0-1)

March 5 First Round Bye

March 6 No. 4 Michigan 77, No. 5 Iowa 66

Top Scorer

Ryan Bowen, 19

Top Rebounder

Ryan Bowen, 8

Top Assists

Dean Oliver, 4

1999, United Center, Chicago, IL (0-1)

March 4 First Round Bye

March 5 No. 4 Wisconsin 74, No. 5 Iowa 60

Jess Settles, 21

Dean Oliver, 5

Ryan Luehrsman, 5

2000, United Center, Chicago, IL (1-1)

March 9 No. 7 Iowa 81, No. 10 Minnesota 78

March 10 No. 2 Michigan State 75, No. 7 Iowa 65

Kyle Galloway, 30

Dean Oliver, 30

Dean Oliver, 7

Duez Henderson, 9

Jason Price, 6

Oliver/Griffin, 4

2001, United Center, Chicago, IL (4-0)

March 8 No. 6 Iowa 72, No. 11 Northwestern 55

March 9 No. 6 Iowa 75, No. 3 Ohio State 66

March 10 No. 6 Iowa 94, No. 7 Penn State 74

March 11 No. 6 Iowa 63, No. 4 Indiana 61

Reggie Evans, 20

Glen Worley, 18

Reggie Evans, 30

Brody Boyd, 22

Reggie Evans, 14

Reggie Evans, 8

Reggie Evans, 18

Reggie Evans, 11

Brody Boyd, 7

Dean Oliver, 6

Dean Oliver, 8

Boyd/Oliver, 3

2002, Bankers Life Fieldhouse, Indianapolis, IN (3-1)

March 7 No. 9 Iowa 87, No. 8 Purdue 72

March 8 No. 9 Iowa 58, No. 1 Wisconsin 56

March 9 No. 9 Iowa 62, No. 4 Indiana 60

March 10 No. 2 Ohio State 81, No. 9 Iowa 64

Luke Recker, 25

Luke Recker, 28

Luke Recker, 17

Luke Recker, 21

Reggie Evans, 18

Reggie Evans, 8

Reggie Evans, 10

Reggie Evans, 8

Pierre Pierce, 5

Brody Boyd, 3

Seven with one

Pierre Pierce, 3

2003, United Center, Chicago, IL (0-1)

March 13 No. 8 Ohio State 66, No. 9 Iowa 64

Boyd/Leslie, 15

Sonderleiter/Leslie, 7

Jeff Horner, 8

2004, Bankers Life Fieldhouse, Indianapolis, IN (0-1)

March 11 First Round Bye

March 12 No. 5 Michigan 79, No. 4 Iowa 70

Pierre Pierce, 28

Greg Brunner, 11

Pierre Pierce, 6

2005, United Center, Chicago, IL (2-1)

March 10 No. 7 Iowa 71, No. 10 Purdue 52

March 11 No. 7 Iowa 71, No. 2 Michigan State 69

March 12 No. 3 Wisconsin 59, No. 7 Iowa 56

Adam Haluska, 17

Brunner/Henderson, 17

Greg Brunner, 18

Greg Brunner, 9

Doug Thomas, 11

Greg Brunner, 7

Jeff Horner, 8

Jeff Horner, 4

Jeff Horner, 6

2006, Bankers Life Fieldhouse, Indianapolis, IN (3-0)

March 9 First Round Bye

March 10 No. 2 Iowa 67, No. 10 Minnesota 57

March 11 No. 2 Iowa 53, No. 5 Michigan State 48

March 12 No. 2 Iowa 67, No. 1 Ohio State 60

Jeff Horner, 26

Jeff Horner, 14

Jeff Horner, 16

Erek Hansen, 8

Brunner/Haluska, 5

Brunner/Haluska, 8

Jeff Horner, 6

Three with two

Jeff Horner, 10

2007, United Center, Chicago, IL (0-1)

March 8 First Round Bye

March 9 No. 5 Purdue 74, No. 4 Iowa 55

Tyler Smith, 17

Tyler Smith, 7

Haluska/Freeman, 3

2008, Bankers Life Fieldhouse, Indianapolis, IN (0-1)

March 13 No. 9 Michigan 55, No. 8 Iowa 47

Cyrus Tate, 16 C

Yrus Tate, 11

Justin Johnson, 2

2009, Bankers Life Fieldhouse, Indianapolis, IN (0-1)

March 12 No. 7 Michigan 73, No. 10 Iowa 45

Cyrus Tate, 12

Jake Kelly, 7

Bawinkel/Kelly, 2

2010, Bankers Life Fieldhouse, Indianapolis, IN (0-1)

March 11 No. 8 Michigan 59, No. 9 Iowa 52

Cully Payne, 25

Aaron Fuller, 13

Matt Gatens, 4

2011, Bankers Life Fieldhouse, Indianapolis, IN (0-1)

March 10 No. 7 Michigan State 66, No. 10 Iowa 61

Bryce Cartwright, 14

Bryce Cartwright, 7

Bryce Cartwright, 6



IOWA HAWKEYE BASKETBALL

Iowa's Big Ten Tournament Records

Individual

Points	30, Reggie Evans vs. Penn State, 3/10/01 30, Dean Oliver vs. Michigan State, 3/10/00 30, Kyle Galloway vs. Minnesota, 3/9/00
FG	11, Dean Oliver vs. Michigan State, 3/10/00
FGA	18, Pierre Pierce vs. Michigan, 3/12/04
3-pt. FG	6, Jeff Horner vs. Minnesota, 3/10/06
3-pt. FGA	11, Jeff Horner vs. Michigan State, 3/11/05 11, Brody Boyd vs. Ohio State, 3/13/03
FT	12, Reggie Evans vs. Penn State, 3/10/01
FTA	17, Cyrus Tate vs. Michigan, 3/13/08 17, Reggie Evans vs. Penn State, 3/10/01
Rebounds	18, Reggie Evans vs. Purdue, 3/7/02 18, Reggie Evans vs. Penn State, 3/10/01
Assists	10, Jeff Horner vs. Ohio State 3/12/06
Blocks	5, Kurt Looby vs. Purdue, 3/9/07
Steals	5, Jeff Horner vs. Minnesota, 3/10/06 5, Luke Recker vs. Wisconsin, 3/8/02

Team

Points	94 vs. Penn State, 3/10/01
Pts/Half	53 vs. Ohio State, 3/9/01
FG	31 vs. Purdue, 3/7/02
FGA	62 vs. Michigan, 3/6/98
FG%	.574 (31-54) vs. Purdue, 3/7/02
3-pt. FG	9 vs. Purdue, 3/10/05 9 vs. Minnesota, 3/9/00
3-pt. FGA	25 vs. Ohio State, 3/10/02
3-pt. FG%	.563 (9-16) vs. Minnesota, 3/9/00
FT	36 vs. Penn State, 3/10/01
FTA	48 vs. Penn State, 3/10/01
FT%	.824 (14-17) vs. Michigan, 3/6/98
Rebounds	41 vs. Ohio State, 3/12/06 41 vs. Purdue, 3/7/02
Assists	21 vs. Purdue, 3/10/05
Blocks	9 vs. Purdue, 3/9/07
Steals	13 vs. Wisconsin, 3/8/02

Big Ten Tournament Records Held by Iowa

Individual - - Game

Free Throws	12, Reggie Evans vs. Penn State, 3/10/01 (tie)
FT Attempts	17, Cyrus Tate vs. Michigan, 3/13/08 (tie) 17, Reggie Evans vs. Penn State, 3/10/01 (tie)
FT%	100% (11-11), Kyle Galloway vs. Minnesota, 3/9/00

Individual - - Championship Game

Assists	10, Jeff Horner vs. Ohio State, 3/12/06 (tie)
---------	---

Individual - - Tournament

Total Points	91, Luke Recker, 2002 (four games)
Field Goals	30, Luke Recker, 2002 (four games)
Total Rebounds	51, Reggie Evans, 2001 (four games)
FT Attempts	35, Dean Oliver, 2001 (four games)
FT Percentage	100% (11-11), Kyle Galloway, 2000 (tie)

Individual - - Career

Total Rebounds	95, Reggie Evans, 2001-02 (eight games)
----------------	---

Team - - Game

Free Throws	36 vs. Penn State, 3/10/01
FT Attempts	48 vs. Penn State, 3/10/01
Points 9	4 vs. Penn State, 3/10/01 (tie)

Team - - Tournament

Points	304, 2001 (four games)
Free Throws	106, 2001 (four games)
FT Attempts	152, 2001 (four games)
Total Rebounds	162, 2001 (four games)

Team - - All Games

Winning Streak	7 games, 2001 and 2002 (tie)
----------------	------------------------------





IOWA HAWKEYE BASKETBALL

Individual Career Records

GAMES PLAYED

1.	11	Duez Henderson
	11	Glen Worley
3.	10	Brody Boyd
4.	9	Rod Thompson
	9	Sean Sonderleiter

GAMES STARTED

1.	8	Greg Brunner
	8	Reggie Evans
	8	Jeff Horner
	8	Dean Oliver
5.	7	Adam Haluska
	7	Glen Worley

TOTAL POINTS

1.	111	Reggie Evans
	110	Jeff Horner
3.	104	Brody Boyd
4.	103	Dean Oliver
5.	102	Greg Brunner

SCORING AVERAGE

1.	22.7	Luke Recker
2.	13.8	Reggie Evans
3.	13.7	Jeff Horner
4.	12.8	Dean Oliver
5.	12.7	Greg Brunner

FIELD GOALS

1.	36	Greg Brunner
	36	Jeff Horner
3.	35	Reggie Evans
4.	33	Brody Boyd
5.	32	Dean Oliver
	32	Glen Worley

FIELD GOAL ATTEMPTS

1.	98	Jeff Horner
2.	79	Dean Oliver
3.	74	Brody Boyd
4.	73	Greg Brunner
5.	71	Reggie Evans

FIELD GOAL PERCENTAGE

1.	.681 (30-44)	Luke Recker
2.	.653 (32-49)	Glen Worley
3.	.600 (6-10)	Ryan Bowen
4.	.586 (17-29)	Erek Hansen
5.	.571 (8-14)	Tyler Smith

3-POINT FIELD GOALS (2 made per game)

1.	25	Brody Boyd
2.	22	Jeff Horner
3.	14	Luke Recker
4.	10	Adam Haluska
5.	9	Dean Oliver

3-POINT FG ATTEMPTS (3 att. per game)

1.	62	Jeff Horner
2.	58	Brody Boyd
3.	31	Adam Haluska
4.	25	Dean Oliver
5.	22	Luke Recker

3-POINT FG PERCENTAGE (4 att. per game)

1.	.667 (4-6)	Jess Settles
2.	.636 (14-22)	Luke Recker
3.	.431 (25-58)	Brody Boyd
4.	.360 (9-25)	Dean Oliver
5.	.354 (22-62)	Jeff Horner
6.	.322 (10-31)	Adam Haluska

FREE THROWS (2 made per game)

1.	41	Reggie Evans
2.	31	Glen Worley
3.	30	Dean Oliver
4.	28	Greg Brunner
5.	20	Adam Haluska

FREE THROW ATTEMPTS (3 att. per game)

1.	63	Reggie Evans
2.	49	Dean Oliver
3.	47	Glen Worley
4.	38	Greg Brunner
5.	26	Adam Haluska

FREE THROW PERCENTAGE (3 att. per game)

1.	.894 (17-19)	Luke Recker
2.	.823 (14-17)	Pierre Pierce
3.	.800 (16-20)	Jeff Horner
4.	.769 (20-26)	Adam Haluska
5.	.651 (41-63)	Reggie Evans

OFFENSIVE REBOUNDS

1.	27	Reggie Evans
2.	15	Greg Brunner
3.	14	Duez Henderson
4.	13	Glen Worley
5.	11	Sean Sonderleiter

DEFENSIVE REBOUNDS

1.	68	Reggie Evans
2.	34	Greg Brunner
3.	31	Adam Haluska
4.	27	Jeff Horner
5.	25	Duez Henderson

REBOUNDS

1.	95	Reggie Evans
2.	49	Greg Brunner
3.	39	Duez Henderson
4.	37	Adam Haluska
5.	34	Erek Hansen

FOULS

1.	27	Glen Worley
2.	25	Duez Henderson
3.	24	Erek Hansen
	24	Reggie Evans
5.	22	Greg Brunner
	22	Sean Sonderleiter

ASSISTS

1.	48	Jeff Horner
2.	34	Dean Oliver
3.	26	Brody Boyd
4.	18	Adam Haluska
5.	16	Pierre Pierce

TURNOVERS

1.	24	Greg Brunner
2.	23	Glen Worley
	23	Reggie Evans
4.	22	Dean Oliver
5.	20	Jeff Horner

BLOCKS

1.	15	Erek Hansen
2.	12	Greg Brunner
3.	7	Glen Worley
	7	Reggie Evans
5.	6	Sean Sonderleiter

STEALS

1.	15	Dean Oliver
2.	10	Jeff Horner
	10	Brody Boyd
4.	9	Mike Henderson
5.	7	Reggie Evans

MINUTES

(minimum four games played)

1.	37.3	Jeff Horner
2.	35.7	Luke Recker
3.	35.5	Reggie Evans
4.	35.0	Dean Oliver
5.	34.7	Adam Haluska



IOWA HAWKEYE BASKETBALL

Team Records

MOST POINTS SCORED

1.	94	Penn State	3/10/01
2.	87	Purdue	3/07/02
3.	81	Minnesota	3/09/00
4.	75	Ohio State	3/09/01
5.	72	Northwestern	3/08/01
6.	71	Michigan State	3/11/05
	71	Purdue	3/10/05

FEWEST POINTS SCORED

1.	45	Michigan	3/12/09
2.	47	Michigan	3/13/08
3.	53	Michigan State	3/11/06
4.	55	Purdue	3/09/07
5.	56	Wisconsin	3/12/05
6.	58	Wisconsin	3/08/02
7.	60	Wisconsin	3/05/99
8.	61	Michigan State	3/10/11
9.	62	Indiana	3/09/02

FEWEST POINTS ALLOWED

1.	48	Michigan State	3/11/06
2.	52	Purdue	3/10/05
3.	55	Michigan	3/13/08
	55	Northwestern	3/08/01
5.	56	Wisconsin	3/08/02
6.	57	Minnesota	3/10/06
7.	59	Wisconsin	3/12/05
	59	Michigan	3/11/10

MOST POINTS ALLOWED

1.	81	Ohio State	3/10/02
2.	79	Michigan	3/12/04
3.	78	Minnesota	3/09/00
4.	77	Michigan	3/06/98
5.	75	Michigan State	3/10/00
6.	74	Purdue	3/09/07
	74	Penn State	3/10/01
8.	73	Michigan	3/12/09

LARGEST MARGIN OF VICTORY

1.	20	Penn State	3/10/01
2.	19	Purdue	3/10/05
	17	Northwestern	3/08/01
4.	15	Purdue	3/07/02
5.	10	Minnesota	3/10/06

LARGEST MARGIN OF DEFEAT

1.	28	Michigan	3/12/09
2.	19	Purdue	3/09/07
3.	17	Ohio State	3/10/02
4.	14	Wisconsin	3/05/99
5.	11	Michigan	3/06/98
6.	10	Michigan State	3/10/00

FIELD GOALS

1.	31	Purdue	3/17/02
2.	27	Penn State	3/10/01
3.	26	Michigan	3/12/04
	26	Purdue	3/10/05
	26	Ohio State	3/12/06

FIELD GOAL ATTEMPTS

1.	62	Michigan	3/6/98
2.	60	Michigan State	3/10/00
3.	58	Michigan	3/12/04
	58	Purdue	3/10/05
5.	56	Michigan	3/11/10
	56	Michigan State	3/10/11

FIELD GOAL PERCENTAGE

1.	.574	Penn State	3/10/01
	.574	Purdue	3/7/02
3.	.571	Northwestern	3/8/01
4.	.523	Minnesota	3/10/06
5.	.481	Ohio State	3/13/03

3-POINT FIELD GOALS

1.	9	Minnesota	3/9/00
	9	Purdue	3/10/05
3.	8	Ohio State	3/10/02
	8	Minnesota	3/10/06
5.	7	Michigan State	3/10/00
	7	Indiana	3/9/02
	7	Ohio State	3/13/03
	7	Michigan	3/12/04
	7	Ohio State	3/12/06

3-POINT FG ATTEMPTS

1.	25	Ohio State	3/10/02
2.	23	Michigan	3/12/04
3.	22	Michigan	3/6/98
	22	Ohio State	3/13/03
5.	21	Michigan State	3/10/00

3-POINT FG PERCENTAGE

1.	.563	Minnesota	3/9/00
2.	.500	Ohio State	3/10/00
	.500	Minnesota	3/10/06
4.	.467	Indiana	3/9/02
5.	.450	Purdue	3/10/05

FREE THROWS

1.	36	Penn State	3/10/01
2.	31	Ohio State	3/9/01
3.	26	Minnesota	3/9/00
4.	21	Northwestern	3/8/01
	21	Michigan State	3/11/06

FREE THROW ATTEMPTS

1.	48	Penn State	3/10/01
2.	45	Ohio State	3/9/01
3.	34	Minnesota	3/9/00
4.	31	Purdue	3/7/02
	31	Michigan State	3/11/05

FREE THROW PERCENTAGE

1.	.824	Michigan	3/6/98
2.	.800	Ohio State	3/10/02
	.800	Wisconsin	3/12/05
4.	.786	Michigan	3/12/09
5.	.778	Michigan State	3/11/06
6.	.765	Minnesota	3/9/00
	.765	Michigan State	3/10/11

OFFENSIVE REBOUNDS

1.	17	Indiana	3/9/02
2.	15	Penn State	3/10/01
	15	Purdue	3/7/02
	15	Ohio State	3/9/01
5.	14	Purdue	3/9/07

DEFENSIVE REBOUNDS

1.	33	Penn State	3/10/01
2.	31	Northwestern	3/8/01
	31	Ohio State	3/12/06
4.	28	Michigan State	3/11/05
5.	26	Purdue	3/7/02
	26	Michigan State	3/11/06
	26	Purdue	3/10/05

REBOUNDS

1.	48	Penn State	3/10/01
2.	41	Northwestern	3/8/01
	41	Purdue	3/7/02
	41	Ohio State	3/12/06
5.	40	Ohio State	3/9/01

FOULS

1.	26	Ohio State	3/9/01
2.	25	Penn State	3/10/01
	25	Michigan	3/12/04
	25	Michigan State	3/11/05
5.	24	Purdue	3/7/02

ASSISTS

1.	21	Purdue	3/10/05
2.	20	Minnesota	3/9/00
3.	18	Ohio State	3/12/06
5.	17	Ohio State	3/13/03
	17	Purdue	3/07/02

TURNOVERS

1.	20	Wisconsin	3/5/99
	20	Northwestern	3/8/01
3.	19	Ohio State	3/10/02
	19	Michigan State	3/11/05
5.	18	Wisconsin	3/8/02
	18	Minnesota	3/10/06

BLOCKS

1.	9	Purdue	3/9/07
2.	7	Ohio State	3/9/01
	7	Michigan	3/12/04
4.	6	Ohio State	3/13/03
	6	Purdue	3/10/05
	6	Wisconsin	3/12/05
	6	Minnesota	3/10/06

STEALS

1.	13	Wisconsin	3/8/02
2.	11	Wisconsin	3/5/99
3.	9	Minnesota	3/10/06
4.	8	Michigan	3/6/98
	8	Indiana	3/9/02
	8	Michigan State	3/10/11





IOWA HAWKEYE BASKETBALL

Miscellaneous Tournament Records

All-Time Coaches Record

Coach, School	W	L	Pct.
Thad Matta, Ohio State	14	4	.778
Bill Self, Illinois	5	2	.714
Steve Alford, Iowa	13	6	.684
Lon Kruger, Illinois	6	3	.667
Bruce Weber, Illinois	12	7	.632
Tubby Smith, Minnesota	6	4	.600
Dick Bennett, Wisconsin	4	3	.571
Bo Ryan, Wisconsin	10	8	.556
Tom Izzo, Michigan State	15	12	.556
Mike Davis, Indiana	7	6	.539
Matt Painter, Purdue	5	5	.500
John Beilein, Michigan	4	4	.500
Jim O'Brien, Ohio State@	3	4	.429
Jerry Dunn, Penn State	4	6	.400
Ed DeChillis, Penn State	5	8	.385
Dan Monson, Minnesota	4	7	.364
Tommy Amaker, Michigan	3	6	.333
Bill Carmody, Northwestern	5	11	.313
Gene Keady, Purdue	3	8	.273
Bob Knight, Indiana	1	3	.250
Kevin O'Neil, Northwestern	1	3	.250
Tom Crean, Indiana	0	3	.000
Todd Lickliter, Iowa	0	3	.000
Tom Davis, Iowa	0	2	.000
Brian Ellerbe, Michigan*	0	2	.000
Kelvin Sampson, Indiana	0	1	.000
Dan Dakich, Indiana	0	1	.000
Jim Molinari, Minnesota	0	1	.000
Brad Soderberg, Wisconsin	0	1	.000
Fran McCaffery, Iowa	0	1	.000

Current coaches listed in bold

Big Ten Tournament Record - - By Team

Team	W	L	Pct.	1st	2nd
Ohio State@	17	8	.680	3	3
Illinois	23	12	.657	2	4
Michigan State	15	12	.556	2	0
Wisconsin	14	12	.538	2	2
Iowa	13	12	.520	2	1
Minnesota#	10	12	.455	0	1
Penn State	9	14	.391	0	1
Purdue	8	13	.381	1	1
Michigan*	7	12	.368	0	0
Indiana	8	14	.364	0	1
Northwestern	6	14	.300	0	0

@ - - due to NCAA sanctions, Ohio State has vacated the records of 34 games in 1998-99, 16 games in 1999-00 and the entire 2000-01 and 2001-02 seasons.

- - 1998 and 1999 Minnesota appearances voided; record adjusted by NCAA Committee on Infractions.

* - - Due to NCAA sanctions, Michigan has vacated the records from the 1992 Final Four, the 1992-93, 1995-96, 1996-97, 1997-98 and 1998-99 seasons.

All-Time Record - - By Seed

Seed	2011	2010	2009	2008	2007	2006	2005	2004	2003	2002	2001	2000	1999	1998	TOTAL
#1	3-0	3-0	1-1	3-0	3-0	2-1	3-0	2-1	0-1	0-1	1-1	0-1	3-0	0-1	24-8
#2	0-1	1-1	1-1	0-1	2-1	3-0	0-1	3-0	3-0	3-0	0-1	3-0	1-1	1-1	17-8
#3	0-1	0-1	3-0	0-1	0-1	0-1	2-1	1-1	0-1	1-1	0-1	0-1	0-1	2-1	9-12
#4	1-1	0-1	0-1	1-1	0-1	0-1	0-1	0-1	0-1	1-1	2-1	2-1	1-1	0-0*	8-13
#5	0-1	1-1	2-1	0-1	1-1	1-1	1-1	1-1	1-1	0-1	0-1	0-1	0-1	0-1	8-14
#6	3-1	3-1	1-1	2-1	2-1	2-1	1-1	1-1	2-1	1-1	4-0	2-1	0-0#	1-1	25-12
#7	2-1	1-1	1-1	0-1	1-1	0-1	2-1	0-1	0-1	0-1	2-1	1-1	0-1	0-1	10-14
#8	1-1	1-1	1-1	0-1	1-1	1-1	1-1	1-1	3-1	0-1	1-1	0-1	1-1	0-0#	12-13
#9	0-1	0-1	0-1	1-1	0-1	0-1	0-1	0-1	0-1	3-1	0-1	2-1	0-1	0-1	6-14
#10	0-1	0-1	0-1	3-1	0-1	1-1	0-1	1-1	1-1	1-1	0-1	0-1	0-0*	1-1	8-13
#11	0-1	0-1	0-1	0-1	0-1	0-1	0-1	0-1	0-1	0-1	0-1	0-1	3-1	0-1	3-14



IOWA HAWKEYE BASKETBALL

All-Time Tournament Results

1998 Big Ten Tournament

(Chicago, IL)

First Round (3/5)

#8 Minnesota def. #9 Northwestern, 64-56#

#10 Wisconsin def. #7 Penn State, 52-51

#6 Indiana def. #11 Ohio State, 78-71

Quarterfinals (3/6)

#4 Michigan def. #5 Iowa, 77-66*

#8 Minnesota def. #1 Michigan State, 76-73#

#2 Illinois def. #10 Wisconsin, 66-61

#3 Purdue def. #6 Indiana, 76-71

Semifinals (3/7)

#4 Michigan def. #8 Minnesota, 85-69#*

#3 Purdue def. #2 Illinois, 68-47

Final (3/8)

#4 Michigan def. #3 Purdue, 76-67*

1999 Big Ten Tournament

(Chicago, IL)

First Round (3/4)

#8 Northwestern def. #9 Penn State, 54-44

#10 Michigan def. #7 Purdue, 79-73 (OT)*

#11 Illinois def. #6 Minnesota, 67-64#

Quarterfinals (3/5)

#4 Wisconsin def. #5 Iowa, 74-60

#1 Michigan State def. #8 Northwestern, 61-59

#2 Ohio State def. #10 Michigan, 87-69* @

#11 Illinois def. #3 Indiana, 82-66

Semifinals (3/6)

#1 Michigan State def. #4 Wisconsin, 56-41

#11 Illinois def. #2 Ohio State, 79-77 @

Final (3/7)

#1 Michigan State def. #11 Illinois, 67-50

2000 Big Ten Tournament

(Chicago, IL)

First Round (3/9)

#9 Penn State def. #8 Michigan, 76-66

#7 Iowa def. #10 Minnesota, 81-78

#6 Wisconsin def. #11 Northwestern, 51-41

Quarterfinals (3/10)

#4 Illinois def. #5 Indiana, 72-69

#9 Penn State def. #1 Ohio State, 71-66

#2 Michigan State def. #7 Iowa, 75-65

#6 Wisconsin def. #3 Purdue, 78-66

Semifinals (3/11)

#4 Illinois def. #9 Penn State, 94-84

#2 Michigan State def. #6 Wisconsin, 55-46

Final (3/12)

#2 Michigan State def. #4 Illinois, 76-61

2001 Big Ten Tournament

(Chicago, IL)

First Round (3/8)

#8 Purdue def. #9 Minnesota, 91-77

#7 Penn St. def. #10 Michigan, 82-80

#6 Iowa def. #11 Northwestern, 72-55

Quarterfinals (3/9)

#4 Indiana def. #5 Wisconsin, 64-52

#1 Illinois def. #8 Purdue, 83-66

#7 Penn State def. #2 Michigan State, 65-63

#6 Iowa def. #3 Ohio State, 75-66 @

Semifinals (3/10)

#4 Indiana def. #1 Illinois, 58-56

#6 Iowa def. #7 Penn State, 94-74

Final (3/11)

#6 Iowa def. #4 Indiana, 63-61

2002 Big Ten Tournament

(Indianapolis, IN)

First Round (3/7)

#9 Iowa def. #8 Purdue, 87-72

#10 Michigan def. #7 Northwestern, 72-51

#6 Minnesota def. #11 Penn State, 84-60

Quarterfinals (3/8)

#4 Indiana def. #5 Michigan State, 67-56

#9 Iowa def. #1 Wisconsin, 58-56

#2 Ohio State def. #10 Michigan, 75-68 @

#3 Illinois def. #6 Minnesota, 92-76

Semifinals (3/9)

#9 Iowa def. #4 Indiana, 62-60

#2 Ohio State def. #3 Illinois, 94-88 @

Final (3/10)

#2 Ohio State def. #9 Iowa, 81-64 @

2003 Big Ten Tournament

(Chicago, IL)

First Round (3/13)

#8 Ohio State def. #9 Iowa, 66-64

#10 Northwestern def. #7 Minnesota, 76-64

#6 Indiana def. #11 Penn State, 77-49

Quarterfinals (3/14)

#8 Ohio State def. #1 Wisconsin, 58-50

#5 Michigan State def. #4 Purdue, 54-42

#2 Illinois def. #10 Northwestern, 94-65

#6 Indiana def. #3 Michigan, 63-56

Semifinals (3/15)

#8 Ohio State def. #5 Michigan State, 55-54

#2 Illinois def. #6 Indiana, 73-72

Final (3/16)

#2 Illinois def. #8 Ohio State, 72-59



IOWA HAWKEYE BASKETBALL

All-Time Tournament Results

2004 Big Ten Tournament

(Indianapolis, IN)

First Round (3/11)

#8 Indiana def. #9 Ohio State, 83-69
#10 Minnesota def. #7 Purdue, 63-52
#6 Northwestern def. #11 Penn State, 57-52

Quarterfinals (3/12)

#1 Illinois def. #8 Indiana, 71-59
#5 Michigan def. #4 Iowa, 79-70
#2 Wisconsin def. #10 Minnesota, 66-52
#3 Michigan St. def. #6 Northwestern, 68-55

Semifinals (3/13)

#1 Illinois def. #5 Michigan, 74-60
#2 Wisconsin def. #3 Michigan State, 68-66

Final (3/14)

#2 Wisconsin def. #1 Illinois, 70-53

2005 Big Ten Tournament

(Chicago, IL)

First Round (3/10)

#8 Northwestern def. #9 Michigan, 58-56
#7 Iowa def. #10 Purdue, 71-52
#6 Ohio State def. #11 Penn State, 72-69

Quarterfinals (3/11)

#1 Illinois def. #8 Northwestern, 68-51
#5 Minnesota def. #4 Indiana, 71-55
#7 Iowa def. #2 Michigan State, 71-69
#3 Wisconsin def. #6 Ohio State, 60-49

Semifinals (3/12)

#1 Illinois def. #5 Minnesota, 64-56
#3 Wisconsin def. #7 Iowa, 59-56

Finals (3/13)

#1 Illinois def. #3 Wisconsin, 54-43

2006 Big Ten Tournament

(Indianapolis, IN)

First Round (3/9)

#8 Penn State def. #9 Northwestern, 60-42
#10 Minnesota def. #7 Michigan, 59-55
#6 Michigan State def. #11 Purdue, 70-58

Quarterfinals (3/10)

#1 Ohio State def. #8 Penn State, 63-56
#5 Indiana def. #4 Wisconsin, 61-56
#2 Iowa def. #10 Minnesota, 67-57
#6 Michigan State def. #3 Illinois, 61-56

Semifinals (3/11)

#2 Iowa def. #6 Michigan State, 53-48
#1 Ohio State def. #5 Indiana, 52-51

Finals (3/12)

#2 Iowa def. #1 Ohio State, 67-60

2007 Big Ten Tournament

(Chicago, IL)

First Round (3/ 8)

#8 Michigan def. #9 Minnesota, 49-40
#7 Michigan State def. #10 Northwestern, 62-57
#6 Illinois def. #11 Penn State, 66-60

Quarterfinals (3/9)

#1 Ohio State def. #8 Michigan, 72-62
#5 Purdue def. #4 Iowa, 74-55
#2 Wisconsin def. #7 Michigan State, 70-57
#6 Illinois def. #3 Indiana, 58-54 (OT)

Semifinals (3/10)

#1 Ohio State def. #5 Purdue, 63-52
#2 Wisconsin def. #6 Illinois, 53-41

Finals (3/11)

#1 Ohio State def. #2 Wisconsin, 66-49

2008 Big Ten Tournament

(Indianapolis, IN)

First Round (3/13)

#9 Michigan def. #8 Iowa, 55-47
#10 Illinois def. #7 Penn State, 64-63
#6 Minnesota def. #11 Northwestern, 55-52

Quarterfinals (3/14)

#1 Wisconsin def. #9 Michigan, 51-34
#4 Michigan State def. #5 Ohio State, 67-60
#10 Illinois def. #2 Purdue, 74-67 (OT)
#6 Minnesota def. #3 Indiana, 59-58

Semifinals (3/15)

#1 Wisconsin def. #4 Michigan State, 65-63
#10 Illinois def. #6 Minnesota, 54-40

Finals (3/16)

#1 Wisconsin def. #10 Illinois, 61-48

2009 Big Ten Tournament

(Indianapolis, IN)

First Round (3/12)

#8 Minnesota def. #9 Northwestern, 66-53
#7 Michigan def. #10 Iowa, 73-45
#6 Penn State def. #11 Indiana, 66-51

Quarterfinals (3/13)

#1 Michigan State def. #8 Minnesota, 64-56
#5 Ohio State def. #4 Wisconsin, 61-57
#2 Illinois def. #7 Michigan, 60-50
#3 Purdue def. #6 Penn State, 79-65

Semifinals (3/14)

#5 Ohio State def. #1 Michigan State, 82-70
#3 Purdue def. #2 Illinois, 66-56

Finals (3/15)

#3 Purdue def. #5 Ohio State, 65-61



IOWA HAWKEYE BASKETBALL

All-Time Tournament Results

2010 Big Ten Tournament

(Indianapolis, IN)

First Round (3/11)

#8 Michigan def. #9 Iowa, 59-52

#7 Northwestern def. #10 Indiana, 73-58

#6 Minnesota def. #11 Penn State, 76-55

Quarterfinals (3/12)

#1 Ohio State def. #8 Michigan, 69-68

#5 Illinois def. #4 Wisconsin, 58-54

#2 Purdue def. #7 Northwestern, 69-61

#6 Minnesota def. #3 Michigan State, 72-67 (OT)

Semifinals (3/13)

#1 Ohio State def. #5 Illinois, 88-81 (2OT)

#6 Minnesota def. #2 Purdue, 69-42

Finals (3/14)

#1 Ohio State def. #6 Minnesota, 90-61

2011 Big Ten Tournament

(Indianapolis, IN)

First Round (3/10)

#8 Northwestern def. #9 Minnesota, 75-65

#7 Michigan State def. #10 Iowa, 66-61

#6 Penn State def. #11 Indiana, 61-55

Quarterfinals (3/11)

#1 Ohio State def. #8 Northwestern, 67-61 (OT)

#4 Michigan def. #5 Illinois, 60-55

#7 Michigan State def. #2 Purdue, 74-56

#6 Penn State def. #3 Wisconsin, 36-33

Semifinals (3/12)

#1 Ohio State def. #4 Michigan, 68-61

#6 Penn State def. #7 Michigan State, 61-48

Finals (3/13)

#1 Ohio State def. #6 Penn State, 71-60

- - 1998, '99 Minnesota appearances voided; record adjusted by NCAA Committee on Infractions

* - - Due to NCAA sanctions, Michigan has vacated the records from the 1992 Final Four, the 1992-93, '95-96, '96-97, '97-98 and '98-99 seasons

@ - - Due to NCAA sanctions, Ohio State has vacated the records of 34 games in 1998-99, 16 games in '99-00 and the entire '00-01 and '01-02 seasons





IOWA HAWKEYE BASKETBALL

All-Time Hawkeyes in the Big Ten Tournament

Angle, J.R.

Opponent	Date	Site	G/S	FG	Pct	3-PT	Pct	FT	Pct	OF	DE	RB	AVG	PF	PTS	AVG	A	TO	BK	S	MN/AVG
Purdue	3/10/05	CHI	1/0	0-0	.000	0-0	.000	0-0	.000	0	0	0	0.0	0	0	0.0	0	1	0	0	2/2.0
Purdue	3/9/07	CHI	1/0	1-1	1.000	0-0	.000	0-0	.000	0	0	0	0.0	0	2	2.0	0	0	0	0	3/3.0
Michigan	3/12/09	IND	1/0	0-1	.000	0-1	.000	0-0	.000	0	0	0	0.0	0	0	0.0	1	0	0	0	3/3.0
Totals			3/0	1-2	.500	0-1	.000	0-0	.000	0	0	0	0.0	0	2	0.7	1	1	0	0	8/2.7

Archie, Devon

Opponent	Date	Site	G/S	FG	Pct	3-PT	Pct	FT	Pct	OF	DE	RB	AVG	PF	PTS	AVG	A	TO	BK	S	MN/AVG
Michigan State	3/10/11	IND	1/0	0-4	.000	0-0	.000	0-0	.000	3	0	3	3.0	0	0	0.0	0	0	0	1	9/9.0

Basabe, Melsahn

Opponent	Date	Site	G/S	FG	Pct	3-PT	Pct	FT	Pct	OF	DE	RB	AVG	PF	PTS	AVG	A	TO	BK	S	MN/AVG
Michigan State	3/10/11	IND	1/1	3-5	.600	0-0	.000	0-0	.000	0	2	2	2.0	3	6	6.0	0	3	0	0	14/14.0

Bauer, Jason

Opponent	Date	Site	G/S	FG	Pct	3-PT	Pct	FT	Pct	OF	DE	RB	AVG	PF	PTS	AVG	A	TO	BK	S	MN/AVG
Michigan	3/6/98	CHI	1/0	0-0	.000	0-0	.000	0-0	.000	0	0	0	0.0	0	0	0	0	0	0	0	1/1.0
Wisconsin	3/5/99	CHI	1/0	1-1	1.000	0-0	.000	0-0	.000	1	0	1	1.0	0	2	2.0	3	1	0	1	18/18.0
Totals			2/0	1-1	1.000	0-0	.000	0-0	.000	1	0	1	0.5	0	2	0.5	3	1	0	1	19/9.5

Bawinkel, Devan

Opponent	Date	Site	G/S	FG	Pct	3-PT	Pct	FT	Pct	OF	DE	RB	AVG	PF	PTS	AVG	A	TO	BK	S	MN/AVG
Michigan	3/12/09	IND	1/1	2-3	.667	2-3	.667	0-0	.000	0	2	2	2.0	0	6	6.0	2	2	0	1	37/37.0
Michigan	3/11/10	IND	1/0	0-1	.000	0-1	.000	0-0	.000	0	1	1	1.0	0	0	0.0	0	1	0	0	9/9.0
Totals			2/1	2-4	.500	2-4	.500	0-0	.000	0	3	3	1.5	0	6	3.0	2	3	0	1	46/23.0

Beutjer, Jon

Opponent	Date	Site	G/S	FG	Pct	3-PT	Pct	FT	Pct	OF	DE	RB	AVG	PF	PTS	AVG	A	TO	BK	S	MN/AVG
Penn State	3/10/01	CHI	1/0	0-2	.000	0-0	.000	0-0	.000	1	0	1	1.0	1	0	0.0	0	0	0	0	2/2.0

Bohall, Dan

Opponent	Date	Site	G/S	FG	Pct	3-PT	Pct	FT	Pct	OF	DE	RB	AVG	PF	PTS	AVG	A	TO	BK	S	MN/AVG
Purdue	3/9/07	CHI	1/0	0-0	.000	0-0	.000	0-0	.000	0	0	0	0.0	0	0	0.0	0	0	0	0	1/1.0
Michigan	3/13/09	IND	1/0	0-0	.000	0-0	.000	0-0	.000	0	0	0	0.0	1	0	0.0	0	0	0	0	2/2.0
Totals			2/0	0-0	.000	0-0	.000	0-0	.000	0	0	0	0.0	1	0	0.0	0	0	0	0	3/1.5

Bowen, Ryan

Opponent	Date	Site	G/S	FG	Pct	3-PT	Pct	FT	Pct	OF	DE	RB	AVG	PF	PTS	AVG	A	TO	BK	S	MN/AVG
Michigan	3/6/98	CHI	1/1	6-10	.600	1-1	1.000	6-8	.750	5	3	8	8.0	1	19	19.0	1	2	0	1	28/28.0

Boyd, Brody

Opponent	Date	Site	G/S	FG	Pct	3-PT	Pct	FT	Pct	OF	DE	RB	AVG	PF	PTS	AVG	A	TO	BK	S	MN/AVG
Northwestern	3/8/01	CHI	1/1	2-4	.500	1-3	.333	1-2	.500	0	4	4	4.0	3	6	6.0	7	5	0	2	35/35.0
Ohio State	3/9/01	CHI	1/1	2-6	.333	1-3	.333	4-4	1.000	0	1	1	1.0	4	9	9.0	3	4	0	1	31/31.0
Penn State	3/10/01	CHI	1/1	2-8	.250	2-5	.400	4-4	1.000	1	2	3	3.0	0	10	10.0	3	0	0	1	32/32.0
Indiana	3/11/01	CHI	1/1	8-12	.666	4-8	.500	2-2	1.000	0	4	4	4.0	1	22	22.0	3	1	0	1	33/33.0
Purdue	3/7/02	IND	1/0	2-5	.400	2-4	.500	0-0	.000	0	0	0	0.0	0	6	6.0	0	0	0	1	15/15.0
Wisconsin	3/8/02	IND	1/0	1-6	.166	1-4	.250	1-2	.500	0	4	4	4.0	0	4	4.0	3	0	0	2	21/21.0
Indiana	3/9/02	IND	1/0	3-6	.500	3-5	.600	1-2	.500	1	0	1	1.0	0	10	10.0	0	0	0	0	26/26.0
Ohio State	3/10/02	IND	1/0	3-6	.500	3-6	.500	0-0	.000	0	2	2	2.0	3	9	9.0	2	2	0	0	23/23.0
Ohio State	3/13/03	CHI	1/0	5-11	.454	5-11	.454	0-0	.000	2	2	4	4.0	3	15	15.0	3	2	0	1	28/28.0
Michigan	3/12/04	IND	1/0	5-11	.454	3-9	.333	0-0	.000	0	2	2	2.0	3	13	13.0	2	2	0	1	35/35.0
Totals			10/5	33-75	.440	25-58	.431	13-16	.812	4	21	25	2.5	17	104	10.4	26	16	0	10	279/27.9





IOWA HAWKEYE BASKETBALL

All-Time Hawkeyes in the Big Ten Tournament

Brommer, Andrew

Opponent	Date	Site	G/S	FG	Pct	3-PT	Pct	FT	Pct	OF	DE	RB	AVG	PF	PTS	AVG	A	TO	BK	S	MN/AVG
Michigan	3/11/10	IND	1/0	0-3	.000	0-0	.000	0-0	.000	0	2	2	2.0	2	0	0.0	0	0	1	0	12/12.0
Michigan State	3/10/11	IND	1/0	1-3	.333	0-0	.000	0-0	.000	1	2	2	2.0	1	2	2.0	0	1	0	0	10/10.0
Totals			2/0	1-6	.167	0-0	.000	0-0	.000	1	4	4	2.0	3	2	1.0	0	1	1	0	22/11.0

Brownlee, Jack

Opponent	Date	Site	G/S	FG	Pct	3-PT	Pct	FT	Pct	OF	DE	RB	AVG	PF	PTS	AVG	A	TO	BK	S	MN/AVG
Michigan	3/12/04	IND	1/0	0-0	.000	0-0	.000	0-0	.000	0	0	0	0.0	1	0	0.0	0	0	0	0	5/5.0
Purdue	3/10/05	CHI	1/0	1-2	.500	0-1	.000	0-1	.000	0	0	0	0.0	1	2	2.0	3	0	0	1	9/9.0
Michigan State	3/11/05	CHI	1/0	0-0	.000	0-0	.000	1-2	.500	0	1	1	1.0	1	1	1.0	0	0	0	0	2/2.0
Wisconsin	3/12/05	CHI	1/0	0-0	.000	0-0	.000	0-0	.000	1	0	1	1.0	1	0	0.0	1	1	0	0	5/5.0
Totals			4/0	1-2	.500	0-1	.000	1-3	.333	1	1	2	0.5	1	3	0.7	4	1	0	1	21/5.2

Brunner, Greg

Opponent	Date	Site	G/S	FG	Pct	3-PT	Pct	FT	Pct	OF	DE	RB	AVG	PF	PTS	AVG	A	TO	BK	S	MN/AVG
Ohio State	3/13/03	CHI	1/1	4-5	.800	0-1	.000	2-3	.666	1	1	2	2.0	2	10	10.0	1	2	1	0	25/25.0
Michigan	3/12/04	IND	1/1	4-8	.500	1-3	.333	1-7	.143	2	9	11	11.0	4	10	10.0	2	2	4	2	38/38.0
Purdue	3/10/05	CHI	1/1	3-8	.375	1-2	.500	2-3	.666	5	4	9	9.0	2	9	9.0	2	3	0	0	26/26.0
Michigan St.	3/11/05	CHI	1/1	6-11	.545	0-0	.000	5-9	.555	1	6	7	7.0	4	17	17.0	1	4	2	1	34/34.0
Wisconsin	3/12/05	CHI	1/1	7-12	.583	0-1	.000	4-5	.800	2	5	7	7.0	1	18	18.0	1	3	2	0	36/36.0
Minnesota	3/10/06	IND	1/0	5-9	.555	0-1	.000	6-9	.666	0	0	0	0.0	3	16	16.0	0	3	2	2	34/34.0
Michigan St.	3/11/06	IND	1/0	4-10	.400	0-1	.000	4-5	.500	1	4	5	5.0	2	12	12.0	2	2	1	0	33/33.0
Ohio State	3/12/06	IND	1/0	3-1	.300	0-1	.000	4-7	.571	3	5	8	8.0	4	10	10.0	3	4	0	0	34/34.0
Totals			8/5	36-73	.493	2-10	.200	28-48	.583	15	34	49	6.1	22	102	12.7	12	24	12	5	260/32.5

Cartwright, Bryce

Opponent	Date	Site	G/S	FG	Pct	3-PT	Pct	FT	Pct	OF	DE	RB	AVG	PF	PTS	AVG	A	TO	BK	S	MN/AVG
Michigan State	3/10/11	IND	1/1	5-15	.333	1-2	.500	3-3	1.000	3	4	7	7.0	1	14	14.0	6	3	0	0	33/33.0

Cole, Jaryd

Opponent	Date	Site	G/S	FG	Pct	3-PT	Pct	FT	Pct	OF	DE	RB	AVG	PF	PTS	AVG	A	TO	BK	S	MN/AVG
Michigan	3/12/09	IND	1/1	2-5	.400	0-0	.000	4-4	1.000	1	2	3	3.0	3	8	8.0	0	2	0	0	24/24.0
Michigan	3/11/10	IND	1/1	2-5	.400	0-0	.000	0-1	.000	3	3	6	6.0	3	4	4.0	2	4	2	1	23/23.0
Michigan State	3/10/11	IND	1/1	2-6	.333	0-0	.000	4-7	.571	2	4	6	6.0	3	8	8.0	1	3	1	1	36/36.0
Totals			3/3	6-16	.375	0-0	.000	8-12	.667	6	9	15	5.0	9	20	6.7	3	9	3	2	83/27.7

Cougill, Brennan

Opponent	Date	Site	G/S	FG	Pct	3-PT	Pct	FT	Pct	OF	DE	RB	AVG	PF	PTS	AVG	A	TO	BK	S	MN/AVG
Michigan	3/11/10	IND	1/0	1-1	.100	0-0	.000	0-0	.000	2	0	2	2.0	0	2	1	0	0	0	0	6/6.0

Crawford, Josh

Opponent	Date	Site	G/S	FG	Pct	3-PT	Pct	FT	Pct	OF	DE	RB	AVG	PF	PTS	AVG	A	TO	BK	S	MN/AVG
Purdue	3/9/07	CHI	1/0	0-0	.000	0-0	.000	0-0	.000	0	0	0	0.0	0	0	0.0	0	0	0	0	1/1.0

Davis, Jermain

Opponent	Date	Site	G/S	FG	Pct	3-PT	Pct	FT	Pct	OF	DE	RB	AVG	PF	PTS	AVG	A	TO	BK	S	MN/AVG
Michigan	3/12/09	IND	1/0	0-2	.000	0-1	.000	0-0	.000	0	2	2	2.0	0	0	0.0	1	0	1	0	17/17.0

Davis, Ricky

Opponent	Date	Site	G/S	FG	Pct	3-PT	Pct	FT	Pct	OF	DE	RB	AVG	PF	PTS	AVG	A	TO	BK	S	MN/AVG
Michigan	3/6/98	CHI	1/1	5-13	.000	0-3	.000	3-4	.750	1	4	5	5.0	3	13	13.0	1	3	0	2	36/36.0



IOWA HAWKEYE BASKETBALL

All-Time Hawkeyes in the Big Ten Tournament

Evans, Reggie

Opponent	Date	Site	G/S	FG	Pct	3-PT	Pct	FT	Pct	OF	DE	RB	AVG	PF	PTS	AVG	A	TO	BK	S	MN/AVG
Northwestern	3/8/01	CHI	1/1	8-12	.666	0-0	.000	4-6	.666	4	10	14	14.0	1	20	20.0	3	4	0	0	36/36.0
Ohio State	3/9/10	CHI	1/1	2-5	.400	0-0	.000	2-5	.400	2	6	8	8.0	3	6	6.0	3	4	3	0	31/31.0
Penn State	3/10/01	CHI	1/1	9-14	.643	0-0	.000	12-17	.706	6	12	18	18.0	2	30	30.0	1	1	1	0	34/34.0
Indiana	3/11/01	CHI	1/1	2-5	.400	0-0	.000	4-4	1.000	1	10	11	11.0	4	8	8.0	1	2	2	0	38/38.0
Purdue	3/7/02	IND	1/1	6-10	.600	0-0	.000	7-12	.583	8	10	18	18.0	3	19	19.0	1	2	0	3	37/37.0
Wisconsin	3/8/02	IND	1/1	2-6	.333	0-0	.000	0-1	.000	0	8	8	8.0	4	4	4.0	0	3	1	1	35/35.0
Indiana	3/9/02	IND	1/1	2-10	.200	0-0	.000	7-12	.583	4	6	10	10.0	3	11	11.0	1	4	0	2	39/39.0
Ohio State	3/10/02	IND	1/1	4-9	.444	0-0	.000	5-6	.833	2	6	8	8.0	4	13	13.0	1	3	0	1	34/34.0
Totals			8/8	35-71	.493	0-0	.000	41-63	.651	27	68	95	11.8	24	111	13.8	11	23	7	7	284/35.5

Fermino, Joe

Opponent	Date	Site	G/S	FG	Pct	3-PT	Pct	FT	Pct	OF	DE	RB	AVG	PF	PTS	AVG	A	TO	BK	S	MN/AVG
Minnesota	3/9/00	CHI	1/0	1-1	1.000	0-0	.000	1-1	1.000	0	1	1	1.0	1	3	3.0	0	0	0	0	4/4.0
Michigan State	3/10/00	CHI	1/0	0-0	.000	0-0	.000	0-0	.000	0	0	0	0.0	0	0	0.0	0	0	0	0	3/3.0
Totals			2/0	1-1	1.000	0-0	.000	1-1	1.000	0	1	1	0.5	1	3	1.5	0	0	0	0	7/3.5

Freeman, Tony

Opponent	Date	Site	G/S	FG	Pct	3-PT	Pct	FT	Pct	OF	DE	RB	AVG	PF	PTS	AVG	A	TO	BK	S	MN/AVG
Minnesota	3/10/06	IND	1/0	0-4	.000	0-2	.000	0-0	.000	0	0	0	0.0	0	0	0.0	1	1	0	0	7/7.0
Michigan St.	3/11/06	IND	1/0	0-0	.000	0-0	.000	0-0	.000	0	1	1	1.0	0	0	0.0	1	1	0	1	13/13.0
Ohio State	3/12/06	IND	1/0	2-2	1.000	1-1	1.000	0-0	.000	0	3	3	3.0	1	5	5.0	1	0	0	0	16/16.0
Purdue	3/6/07	CHI	1/1	3-9	.333	0-3	.000	5-7	.714	1	3	4	4.0	3	11	11.0	3	0	1	2	33/33.0
Michigan	3/13/08	IND	1/1	3-9	.333	0-5	.000	3-4	.750	0	2	2	2.0	2	9	9.0	0	2	1	0	32/32.0
Totals			5/2	8-24	.333	1-11	.091	8-11	.727	1	9	10	2.0	6	25	5.0	6	4	2	3	101/20.2

Fuller, Aaron

Opponent	Date	Site	G/S	FG	Pct	3-PT	Pct	FT	Pct	OF	DE	RB	AVG	PF	PTS	AVG	A	TO	BK	S	MN/AVG
Michigan	3/12/09	IND	1/1	3-8	.375	1-5	.200	0-0	.000	5	1	6	6.0	1	7	7.0	0	2	0	0	25/25.0
Michigan	3/11/10	IND	1/1	5-10	.500	0-0	.000	0-0	.000	4	9	13	13.0	3	10	10.0	0	2	1	0	39/39.0
Totals			2/2	8/18	.444	1-5	.200	0-0	.000	9	10	19	9.5	4	17	8.5	0	4	1	0	64/32.0

Galloway, Kyle

Opponent	Date	Site	G/S	FG	Pct	3-PT	Pct	FT	Pct	OF	DE	RB	AVG	PF	PTS	AVG	A	TO	BK	S	MN/AVG
Michigan	3/6/98	CHI	1/0	1-5	.200	1-5	.200	0-0	.000	0	1	1	1.0	1	3	3.0	1	1	0	0	13/13.0
Minnesota	3/9/00	CHI	1/0	7-9	.777	5-7	.714	11-11	1.000	2	1	3	3.0	2	30	30.0	4	0	0	1	27/27.0
Michigan St.	3/10/00	CHI	1/0	1-6	.166	1-4	.250	0-0	.000	0	2	2	2.0	3	3	3.0	3	1	0	0	27/27.0
Northwestern	3/8/01	CHI	1/0	0-0	.000	0-0	.000	0-0	.000	0	1	1	1.0	0	0	0.0	1	1	0	0	5/5.0
Ohio State	3/9/01	CHI	1/0	0-0	.000	0-0	.000	0-0	.000	0	0	0	0.0	1	0	0.0	0	0	0	0	3/3.0
Penn State	3/10/01	CHI	1/0	0-0	.000	0-0	.000	0-0	.000	0	0	0	0.0	0	0	0.0	0	0	0	0	3/3.0
Totals			6/0	9-22	.409	7-16	.437	11-11	1.000	2	5	7	1.1	7	36	6.0	9	3	0	1	78/13.0

Gatens, Matt

Opponent	Date	Site	G/S	FG	Pct	3-PT	Pct	FT	Pct	OF	DE	RB	AVG	PF	PTS	AVG	A	TO	BK	S	MN/AVG
Michigan	3/12/09	IND	1/1	1-10	.100	0-3	.000	0-0	.000	1	1	2	2.0	2	2	2.0	1	4	0	3	31/31.0
Michigan	3/11/10	IND	1/1	3-10	.333	0-5	.000	1-1	1.000	0	4	4	4.0	4	7	7.0	4	3	0	2	34/34.0
Michigan State	3/10/11	IND	1/1	5-10	.500	1-3	.333	2-2	1.000	0	2	2	2.0	3	13	13.0	1	0	0	1	35/35.0
Totals			3/3	9-30	.300	1-11	.091	3-3	1.000	1	7	8	2.7	9	22	7.3	6	7	0	6	100/33.3

Gomes, Marcelo

Opponent	Date	Site	G/S	FG	Pct	3-PT	Pct	FT	Pct	OF	DE	RB	AVG	PF	PTS	AVG	A	TO	BK	S	MN/AVG
Minnesota	3/9/00	CHI	1/0	0-0	.000	0-0	.000	0-0	.000	0	0	0	0.0	0	0	0.0	0	0	0	0	1/1.0



IOWA HAWKEYE BASKETBALL

All-Time Hawkeyes in the Big Ten Tournament

Gorney, Seth

Opponent	Date	Site	G/S	FG	Pct	3-PT	Pct	FT	Pct	OF	DE	RB	AVG	PF	PTS	AVG	A	TO	BK	S	MN/AVG
Purdue	3/10/05	CHI	1/0	0-0	.000	0-0	.000	0-0	.000	0	0	0	0.0	2	0	0.0	0	0	0	0	3/3.0
Wisconsin	3/12/05	CHI	1/0	0-0	.000	0-0	.000	0-0	.000	0	0	0	0.0	0	0	0.0	0	0	0	0	1/1.0
Michigan St.	3/11/05	IND	1/0	0-0	.000	0-0	.000	0-0	.000	0	1	1	1.0	0	0	0.0	0	0	0	0	4/4.0
Purdue	3/9/07	CHI	1/0	1-3	.333	0-0	.000	0-0	.000	0	0	0	0.0	1	2	2.0	0	2	0	1	12/12.0
Michigan	3/13/08	IND	1/1	1-6	.166	0-0	.000	2-2	1.000	2	6	8	8.0	3	4	4.0	1	0	0	0	37/37.0
Totals			5/1	2-9	.222	0-0	.000	2-2	1.000	2	7	9	1.8	6	6	1.2	1	2	0	1	57/11.4

Griffin, Rob

Opponent	Date	Site	G/S	FG	Pct	3-PT	Pct	FT	Pct	OF	DE	RB	AVG	PF	PTS	AVG	A	TO	BK	S	MN/AVG
Minnesota	3/9/00	CHI	1/1	5-14	.357	3-6	.500	1-4	.250	2	0	2	2.0	2	14	14.0	2	1	0	0	33/33.0
Michigan St.	3/10/00	CHI	1/1	4-13	.308	1-5	.200	3-4	.750	2	4	6	6.0	4	12	12.0	4	1	0	0	32/32.0
Totals			2/2	9-27	.333	4-11	.363	4-8	.500	4	4	8	4.0	6	26	13.0	6	2	0	0	65/32.5

Haluska, Adam

Opponent	Date	Site	G/S	FG	Pct	3-PT	Pct	FT	Pct	OF	DE	RB	AVG	PF	PTS	AVG	A	TO	BK	S	MN/AVG
Purdue	3/10/05	CHI	1/1	6-12	.500	3-6	.500	2-3	.666	2	4	6	6.0	1	17	17.0	5	2	0	1	33/33.0
Michigan St.	3/11/05	CHI	1/1	3-8	.375	1-3	.333	3-3	1.000	2	3	5	5.0	5	10	10.0	3	2	0	1	37/37.0
Wisconsin	3/12/05	CHI	1/1	4-8	.500	2-6	.333	0-1	.000	0	3	3	3.0	2	10	10.0	3	2	1	0	36/36.0
Minnesota	3/10/06	IND	1/1	3-6	.500	1-3	.333	0-0	.000	0	4	4	4.0	2	7	7.0	1	6	1	1	36/36.0
Michigan St.	3/11/06	IND	1/1	1-8	.125	0-3	.000	7-8	.875	1	4	5	5.0	2	9	9.0	1	0	0	2	31/31.0
Ohio State	3/12/06	IND	1/1	5-12	.416	2-5	.400	3-4	.750	0	8	8	8.0	4	15	15.0	2	1	0	0	35/35.0
Purdue	3/9/07	CHI	1/1	4-16	.250	1-5	.200	5-7	.714	1	5	6	6.0	2	14	14.0	3	1	0	1	35/35.0
Totals			7/7	26-70	.371	10-31	.322	20-26	.769	6	31	37	5.3	19	82	11.7	18	14	2	6	253/34.7

Hansen, Ere

Opponent	Date	Site	G/S	FG	Pct	3-PT	Pct	FT	Pct	OF	DE	RB	AVG	PF	PTS	AVG	A	TO	BK	S	MN/AVG
Michigan	3/12/04	IND	1/0	3-4	.750	0-0	.000	0-0	.000	1	3	4	4.0	4	6	6.0	0	1	2	0	21/21.0
Purdue	3/10/05	CHI	1/1	3-6	.500	0-0	.000	1-3	.333	3	3	6	6.0	2	7	7.0	1	0	2	0	20/20.0
Michigan St.	3/11/05	CHI	1/1	0-1	.000	0-0	.000	2-2	1.000	0	1	1	1.0	5	2	2.0	0	1	0	1	9/9.0
Wisconsin	3/12/05	CHI	1/1	2-4	.500	0-0	.000	5-6	.833	2	4	6	6.0	3	9	9.0	0	2	3	1	24/24.0
Minnesota	3/10/06	IND	1/1	3-3	1.000	0-0	.000	3-3	1.000	1	7	8	8.0	3	9	9.0	2	1	3	0	20/20.0
Michigan St.	3/11/06	IND	1/1	1-3	.333	0-0	.000	1-2	.500	1	3	4	4.0	5	3	3.0	0	2	3	0	18/18.0
Ohio State	3/12/06	IND	1/1	5-8	.625	0-0	.000	0-0	.000	2	3	5	5.0	2	10	10.0	0	1	2	1	22/22.0
Totals			7/6	17-29	.586	0-0	.000	12-16	.750	10	24	34	4.8	24	46	6.5	3	8	15	3	134/19.0

Henderson, Duez

Opponent	Date	Site	G/S	FG	Pct	3-PT	Pct	FT	Pct	OF	DE	RB	AVG	PF	PTS	AVG	A	TO	BK	S	MN/AVG
Wisconsin	3/5/99	CHI	1/0	0-3	.000	0-2	.000	0-0	.000	1	1	2	2.0	0	0	0.0	0	0	0	0	3/3.0
Minnesota	3/9/00	CHI	1/1	1-5	.200	0-0	.000	5-6	.833	2	2	4	4.0	4	7	7.0	2	0	0	0	27/27.0
Michigan St.	3/10/00	CHI	1/1	2-7	.286	0-0	.000	1-2	.500	2	7	9	9.0	2	5	5.0	1	1	0	0	29/29.0
Northwestern	3/8/01	CHI	1/1	4-4	1.000	1-1	1.000	2-2	1.000	1	6	7	7.0	2	11	11.0	1	3	0	1	31/31.0
Ohio State	3/9/01	CHI	1/1	4-6	.666	1-1	1.000	1-3	.333	1	3	4	4.0	4	10	10.0	1	1	1	0	27/27.0
Penn State	3/10/01	CHI	1/1	5-5	1.000	1-1	1.000	2-3	.666	2	2	4	4.0	3	13	13.0	2	3	0	1	25/25.0
Indiana	3/11/01	CHI	1/1	3-7	.429	1-3	.333	0-2	.000	2	3	5	5.0	2	7	7.0	2	1	0	1	33/33.0
Purdue	3/7/02	IND	1/0	0-0	.000	0-0	.000	0-0	.000	0	1	1	1.0	1	0	0.0	1	0	0	0	7/7.0
Wisconsin	3/8/02	IND	1/0	1-1	1.000	0-0	.000	1-1	1.000	1	0	1	1.0	2	3	3.0	0	2	0	1	16/16.0
Indiana	3/9/02	IND	1/0	1-3	.333	0-0	.000	2-2	1.000	2	0	2	2.0	3	4	4.0	0	1	0	0	14/14.0
Ohio State	3/10/02	IND	1/0	1-4	.250	0-3	.000	0-0	.000	0	0	0	0.0	2	2	2.0	2	0	0	0	10/10.0
Totals			11/6	22-45	.488	4-11	.363	14-21	.667	14	25	39	3.5	25	62	5.6	12	12	1	4	222/20.2



IOWA HAWKEYE BASKETBALL

All-Time Hawkeyes in the Big Ten Tournament

Henderson, Mike

Opponent	Date	Site	G/S	FG	Pct	3-PT	Pct	FT	Pct	OF	DE	RB	AVG	PF	PTS	AVG	A	TO	BK	S	MN/AVG
Purdue	3/10/05	CHI	1/1	5-9	.555	1-2	.500	0-0	.000	1	0	1	1.0	0	11	11.0	1	3	1	2	29/29.0
Michigan St.	3/11/05	CHI	1/1	6-10	.600	0-0	.000	5-6	.833	0	5	5	5.0	0	17	17.0	1	1	0	1	37/37.0
Wisconsin	3/12/05	CHI	1/1	3-6	.500	0-1	.000	1-1	1.000	1	4	5	5.0	4	7	7.0	1	2	0	1	32/32.0
Minnesota	3/10/06	IND	1/1	2-4	.500	1-1	1.000	0-2	.000	1	1	2	2.0	4	5	5.0	3	2	0	1	33/33.0
Michigan St.	3/11/06	IND	1/1	3-6	.500	0-0	.000	5-5	1.000	0	4	4	4.0	2	11	11.0	2	4	1	3	36/36.0
Ohio State	3/12/06	IND	1/1	3-7	.429	1-1	1.000	0-0	.000	0	2	2	2.0	2	7	7.0	0	1	0	1	30/30.0
Purdue	3/9/07	CHI	1/0	1-2	.500	0-0	.000	0-2	.000	0	0	0	0.0	1	2	2.0	2	2	0	0	18/18.0
Totals			7/6	23-44	.522	3-5	.600	11-16	.687	3	16	19	2.7	13	60	8.5	10	15	2	9	215/30.7

Hogan, Ryan

Opponent	Date	Site	G/S	FG	Pct	3-PT	Pct	FT	Pct	OF	DE	RB	AVG	PF	PTS	AVG	A	TO	BK	S	MN/AVG
Purdue	3/7/02	IND	1/0	0-1	.000	0-1	.000	1-2	.500	0	1	1	1.0	1	1	1.0	0	0	0	0	6/6.0
Wisconsin	3/8/02	IND	1/0	0-0	.000	0-0	.000	0-0	.000	0	0	0	0.0	2	0	0.0	2	1	0	0	4/4.0
Indiana	3/9/02	IND	1/0	0-2	.000	0-1	.000	0-0	.000	0	0	0	0.0	2	0	0.0	0	0	0	0	2/2.0
Ohio State	3/10/02	IND	1/0	1-3	.333	0-2	.000	1-1	1.000	1	0	1	1.0	1	3	3.0	0	0	0	0	6/6.0
Totals			4/0	1-6	.166	0-4	.000	2-3	.667	1	1	2	0.5	6	4	1.0	2	1	0	0	18/4.5

Horner, Jeff

Opponent	Date	Site	G/S	FG	Pct	3-PT	Pct	FT	Pct	OF	DE	RB	AVG	PF	PTS	AVG	A	TO	BK	S	MN/AVG
Ohio State	3/13/03	CHI	1/1	0-6	.000	0-5	.000	0-0	.000	0	1	1	1.0	3	0	0.0	8	1	0	1	32/32.0
Michigan	3/12/04	IND	1/1	3-15	.200	2-8	.250	2-2	1.000	2	3	5	5.0	3	10	10.0	4	1	0	2	37/37.0
Purdue	3/10/05	CHI	1/1	4-10	.400	4-7	.571	4-6	.666	0	6	6	6.0	2	16	16.0	8	1	1	0	33/33.0
Michigan St.	3/11/05	CHI	1/1	6-16	.375	4-11	.364	0-0	.000	2	1	3	3.0	4	16	16.0	4	7	2	2	39/39.0
Wisconsin	3/12/05	CHI	1/1	4-12	.333	2-8	.250	2-2	1.000	0	3	3	3.0	1	12	12.0	6	2	0	0	39/39.0
Minnesota	3/10/06	IND	1/1	8-13	.615	6-9	.666	4-6	.666	1	5	6	6.0	1	26	26.0	6	3	0	5	40/40.0
Michigan St.	3/11/06	IND	1/1	4-12	.333	2-6	.333	4-4	1.000	0	3	3	3.0	0	14	14.0	2	3	0	0	40/40.0
Ohio State	3/12/06	IND	1/1	7-14	.500	2-8	.250	0-0	.000	0	5	5	5.0	2	16	16.0	10	2	0	0	38/38.0
Totals			8/8	36-98	.367	22-62	.354	16-20	.800	5	27	32	4.0	16	110	13.7	48	20	3	10	298/37.3

Jaacks, Jacob

Opponent	Date	Site	G/S	FG	Pct	3-PT	Pct	FT	Pct	OF	DE	RB	AVG	PF	PTS	AVG	A	TO	BK	S	MN/AVG
Wisconsin	3/5/99	CHI	1/0	0-2	.000	0-2	.000	0-2	.000	2	1	3	3.0	4	0	0.0	1	2	0	0	14/14.0
Minnesota	3/9/00	CHI	1/1	6-10	.600	1-3	.333	5-6	.833	2	4	6	6.0	4	18	18.0	0	2	0	0	34/34.0
Michigan St.	3/10/00	CHI	1/1	4-9	.444	1-2	.500	0-2	.000	3	5	8	8.0	5	9	9.0	0	2	0	0	23/23.0
Totals			3/2	10-21	.476	2-7	.286	5-10	.500	7	10	17	5.6	13	27	9.0	1	6	0	0	71/23.6

Johnson, Justin

Opponent	Date	Site	G/S	FG	Pct	3-PT	Pct	FT	Pct	OF	DE	RB	AVG	PF	PTS	AVG	A	TO	BK	S	MN/AVG
Purdue	3/9/07	CHI	1/0	1-2	.500	0-1	.000	0-2	.000	0	1	1	1.0	4	2	2.0	1	2	1	0	21/21.0
Michigan	3/13/08	IND	1/1	2-12	.166	1-9	.111	0-0	.000	0	4	4	4.0	1	5	5.0	2	2	0	1	37/37.0
Totals			2/1	3-14	.214	1-10	.100	0-2	.000	0	5	5	2.5	5	7	3.5	3	4	1	1	58/26.0

Kelly, Jake

Opponent	Date	Site	G/S	FG	Pct	3-PT	Pct	FT	Pct	OF	DE	RB	AVG	PF	PTS	AVG	A	TO	BK	S	MN/AVG
Michigan	3/13/08	IND	1/1	5-11	.454	1-2	.500	0-0	.000	0	1	1	1.0	4	11	11.0	0	4	0	1	36/36.0
Michigan	3/12/09	IND	1/1	3-11	.273	1-4	.250	3-4	.750	0	7	7	7.0	4	10	10.0	2	5	0	0	37/37.0
Totals			2/2	8-22	.364	2-6	.333	3-4	.750	0	8	8	4.0	8	21	10.5	2	9	0	1	73/36.5

Kim, Josh

Opponent	Date	Site	G/S	FG	Pct	3-PT	Pct	FT	Pct	OF	DE	RB	AVG	PF	PTS	AVG	A	TO	BK	S	MN/AVG
Ohio State	3/13/03	CHI	1/0	0-0	.000	0-0	.000	0-0	.000	0	0	0	0.0	1	0	0.0	2	0	0	0	6/6.0



IOWA HAWKEYE BASKETBALL

All-Time Hawkeyes in the Big Ten Tournament

Koch, J.R.

Opponent	Date	Site	G/S	FG	Pct	3-PT	Pct	FT	Pct	OF	DE	RB	AVG	PF	PTS	AVG	A	TO	BK	S	MN/AVG
Michigan	3/6/98	CHI	1/0	0-2	.000	0-1	.000	2-2	1.000	1	2	3	3.0	2	2	2.0	0	0	0	0	7/7/0
Wisconsin	3/5/99	CHI	1/1	3-6	.500	0-1	.000	0-0	.000	1	3	4	4.0	1	6	6.0	1	4	1	1	25/25.0
Totals			2/1	3-8	.375	0-2	.000	2-2	1.000	2	5	7	3.5	3	8	4.0	1	4	1	1	32/16.0

Leslie, Chauncey

Opponent	Date	Site	G/S	FG	Pct	3-PT	Pct	FT	Pct	OF	DE	RB	AVG	PF	PTS	AVG	A	TO	BK	S	MN/AVG
Purdue	3/7/02	IND	1/1	4-8	.500	1-2	.500	0-0	.000	0	0	0	0.0	4	9	9.0	2	1	0	0	23/23.0
Wisconsin	3/8/02	IND	1/1	2-5	.400	0-1	.000	1-2	.500	0	1	1	1.0	2	5	5.0	0	2	0	3	19/19.0
Indiana	3/9/02	IND	1/1	1-3	.333	0-0	.000	3-3	1.000	0	3	3	3.0	0	5	5.0	1	2	0	0	23/23.0
Ohio State	3/10/02	IND	1/1	2-5	.400	0-2	.000	0-0	.000	0	2	2	2.0	2	4	4.0	1	4	0	1	19/19.0
Ohio State	3/13/03	CHI	1/1	7-13	.538	1-4	.250	0-0	.000	3	4	7	7.0	3	15	15.0	3	4	1	0	38/38.0
Totals			5/5	16-34	.470	2-9	.222	4-5	.800	3	10	13	2.6	11	38	7.6	7	13	1	4	122/24.4

Lickliter, John

Opponent	Date	Site	G/S	FG	Pct	3-PT	Pct	FT	Pct	OF	DE	RB	AVG	PF	PTS	AVG	A	TO	BK	S	MN/AVG
Michigan	3/11/10	IND	1/0	0-0	.000	0-0	.000	0-0	.000	0	0	0	0.0	1	0	0.0	0	0	0	0	2/2.0

Looby, Kurt

Opponent	Date	Site	G/S	FG	Pct	3-PT	Pct	FT	Pct	OF	DE	RB	AVG	PF	PTS	AVG	A	TO	BK	S	MN/AVG
Purdue	3/9/07	CHI	1/1	2-5	.400	0-0	.000	0-0	.000	4	2	6	6.0	4	4	4.0	0	3	5	1	21/21.0
Michigan	3/13/08	IND	1/0	0-0	.000	0-0	.000	0-0	.000	0	0	0	0.0	0	0	0.0	0	1	0	0	4/4.0
Totals			2/1	2-5	.400	0-0	.000	0-0	.000	4	2	6	3.0	4	4	2.0	0	4	5	1	25/12.5

Luehrsman, Ryan

Opponent	Date	Site	G/S	FG	Pct	3-PT	Pct	FT	Pct	OF	DE	RB	AVG	PF	PTS	AVG	A	TO	BK	S	MN/AVG
Michigan	3/6/98	CHI	1/0	2-6	.333	2-4	.500	0-0	.000	1	1	2	2.0	2	6	6.0	3	1	0	0	19/19.0
Wisconsin	3/5/99	CHI	1/0	1-3	.333	0-0	.000	1-2	.500	0	3	3	3.0	4	3	3.0	5	1	0	2	23/23.0
Totals			2/0	3-9	.333	2-4	.500	1-2	.500	1	4	5	2.5	6	9	4.5	8	2	0	2	32/16.0

Marble, Roy Devyn

Opponent	Date	Site	G/S	FG	Pct	3-PT	Pct	FT	Pct	OF	DE	RB	AVG	PF	PTS	AVG	A	TO	BK	S	MN/AVG
Michigan State	3/10/11	IND	1/0	2-4	.500	0-0	.000	2-2	1.000	0	0	0	0.0	1	6	6.0	1	2	0	2	27/27.0

May, Eric

Opponent	Date	Site	G/S	FG	Pct	3-PT	Pct	FT	Pct	OF	DE	RB	AVG	PF	PTS	AVG	A	TO	BK	S	MN/AVG
Michigan	3/11/10	IND	1/1	2-10	.200	0-4	.000	0-0	.000	1	2	3	3.0	1	4	4.0	1	0	0	0	36/36.0
Michigan State	3/10/11	IND	1/0	2-4	.500	1-2	.500	2-3	.667	1	2	3	3.0	1	7	7.0	2	1	0	3	21/21.0
Totals			2/1	4-14	.286	1-6	.167	2-3	.667	2	4	6	3.0	1	11	5.5	3	1	0	3	37/18.5

McCabe, Zach

Opponent	Date	Site	G/S	FG	Pct	3-PT	Pct	FT	Pct	OF	DE	RB	AVG	PF	PTS	AVG	A	TO	BK	S	MN/AVG
Michigan State	3/10/11	IND	1/0	2-5	.400	1-2	.500	0-0	.000	3	1	4	4.0	2	5	5.0	0	0	0	0	13/13.0

Moore, Darryl

Opponent	Date	Site	G/S	FG	Pct	3-PT	Pct	FT	Pct	OF	DE	RB	AVG	PF	PTS	AVG	A	TO	BK	S	MN/AVG
Michigan	3/6/98	CHI	1/1	2-6	.333	0-1	.000	2-2	1.000	4	3	7	7.0	3	6	6.0	3	1	0	1	27/27.0

McCausland, Kent

Opponent	Date	Site	G/S	FG	Pct	3-PT	Pct	FT	Pct	OF	DE	RB	AVG	PF	PTS	AVG	A	TO	BK	S	MN/AVG
Michigan	3/6/98	CHI	1/1	3-7	.429	2-6	.333	0-0	.000	1	1	2	2.0	2	8	8.0	1	0	0	1	29/29.0
Wisconsin	3/5/99	CHI	1/1	2-7	.286	2-7	.286	2-2	1.000	1	2	3	3.0	1	8	8.0	1	0	0	2	29/29.0
Totals			2/2	5-14	.357	4-13	.308	2-2	1.000	2	3	5	2.5	3	16	8.0	2	0	0	3	58/29.0



IOWA HAWKEYE BASKETBALL

All-Time Hawkeyes in the Big Ten Tournament

Oliver, Dean

Opponent	Date	Site	G/S	FG	Pct	3-PT	Pct	FT	Pct	OF	DE	RB	AVG	PF	PTS	AVG	A	TO	BK	S	MN/AVG
Michigan	3/6/98	CHI	1/1	3-8	.000	0-1	.000	1-1	1.000	0	3	3	3.0	0	7	7.0	4	1	0	3	33/33.0
Wisconsin	3/5/99	CHI	1/1	4-9	.444	0-2	.000	2-4	.500	4	1	5	5.0	5	10	10.0	2	3	0	3	28/28.0
Minnesota	3/9/00	CHI	1/1	0-5	.000	0-0	.000	0-2	.000	1	6	7	7.0	3	0	0.0	4	6	0	1	31/31.0
Michigan St.	3/10/00	CHI	1/1	11-17	.647	4-8	.500	4-5	.800	0	1	1	1.0	1	30	30.0	4	3	0	1	38/38.0
Northwestern	3/8/01	CHI	1/1	3-11	.273	1-4	.250	6-8	.750	1	4	5	5.0	2	13	13.0	3	2	0	2	39/39.0
Ohio State	3/9/01	CHI	1/1	3-11	.273	3-5	.500	7-9	.777	1	3	4	4.0	2	16	16.0	6	3	0	3	40/40.0
Penn State	3/10/01	CHI	1/1	4-6	.666	1-2	.500	6-9	.666	0	4	4	4.0	2	15	15.0	8	3	0	1	32/32.0
Indiana	3/11/01	CHI	1/1	4-12	.333	0-3	.000	4-9	.444	0	2	2	2.0	4	12	12.0	3	1	0	1	39/39.0
Totals			8/8	32-79	.405	9-25	.360	30-47	.638	7	24	31	3.8	19	103	12.8	34	22	0	15	280/35.0

Payne, Cully

Opponent	Date	Site	G/S	FG	Pct	3-PT	Pct	FT	Pct	OF	DE	RB	AVG	PF	PTS	AVG	A	TO	BK	S	MN/AVG
Michigan	3/22/10	IND	1/1	9-16	.666	5-10	.500	2-2	1.000	0	2	2	2.0	2	25	25.0	1	3	0	1	39/39.0

Peterson, Jeff

Opponent	Date	Site	G/S	FG	Pct	3-PT	Pct	FT	Pct	OF	DE	RB	AVG	PF	PTS	AVG	A	TO	BK	S	MN/AVG
Michigan	3/13/08	IND	1/0	1-3	.333	0-1	.000	0-0	.000	0	3	3	3.0	2	2	2.0	1	1	0	1	15/15.0

Pierce, Pierre

Opponent	Date	Site	G/S	FG	Pct	3-PT	Pct	FT	Pct	OF	DE	RB	AVG	PF	PTS	AVG	A	TO	BK	S	MN/AVG
Purdue	3/7/02	IND	1/1	3-7	.428	0-0	.000	3-3	1.000	0	2	2	2.0	1	9	9.0	5	2	1	0	31/31.0
Wisconsin	3/8/02	IND	1/1	1-6	.166	0-1	.000	0-0	.000	1	0	1	1.0	1	2	2.0	1	3	0	1	25/25.0
Indiana	3/9/02	IND	1/1	3-10	.300	1-1	1.000	4-4	1.000	5	2	7	7.0	2	11	11.0	1	1	0	1	28/28.0
Ohio State	3/10/02	IND	1/1	3-7	.428	0-2	.000	0-0	.000	0	2	2	2.0	1	6	6.0	3	4	0	1	27/27.0
Michigan	3/12/04	IND	1/1	10-18	.555	1-3	.333	7-10	.700	1	5	6	6.0	5	28	28.0	6	6	0	0	39/39.0
Totals			5/5	20-48	.416	2-7	.285	14-17	.823	7	11	18	3.6	4	56	11.2	16	16	1	3	150/30.0

Price, Jason

Opponent	Date	Site	G/S	FG	Pct	3-PT	Pct	FT	Pct	OF	DE	RB	AVG	PF	PTS	AVG	A	TO	BK	S	MN/AVG
Wisconsin	3/5/99	CHI	1/0	0-0	.000	0-0	.000	0-0	.000	0	0	0	0.0	0	0	0.0	0	0	0	0	1/1.0
Minnesota	3/9/00	CHI	1/1	1-3	.333	0-0	.000	2-2	1.000	0	2	2	2.0	1	4	4.0	6	1	0	3	28/28.0
Michigan St.	3/10/00	CHI	1/1	1-1	1.000	0-0	.000	0-0	.000	0	0	0	0.0	2	2	2.0	2	1	0	0	15/15.0
Totals			3/2	2-4	.500	0-0	.000	2-2	1.000	0	2	2	1.5	3	6	2.0	8	2	0	3	44/14.6

Rand, Ben

Opponent	Date	Site	G/S	FG	Pct	3-PT	Pct	FT	Pct	OF	DE	RB	AVG	PF	PTS	AVG	A	TO	BK	S	MN/AVG
Michigan	3/12/04	IND	1/0	0-0	.000	0-0	.000	0-0	.000	0	1	1	1.0	0	0	0.0	0	0	0	0	2/2.0

Range, Joey

Opponent	Date	Site	G/S	FG	Pct	3-PT	Pct	FT	Pct	OF	DE	RB	AVG	PF	PTS	AVG	A	TO	BK	S	MN/AVG
Wisconsin	3/5/99	CHI	1/0	3-5	.600	0-0	.000	0-0	.000	1	0	1	1.0	1	6	6.0	1	3	0	2	21/21.0

Recker, Luke

Opponent	Date	Site	G/S	FG	Pct	3-PT	Pct	FT	Pct	OF	DE	RB	AVG	PF	PTS	AVG	A	TO	BK	S	MN/AVG
Purdue	3/7/02	IND	1/1	9-10	.900	2-2	1.000	5-7	.714	3	3	6	6.0	3	25	25.0	4	5	1	1	37/37.0
Wisconsin	3/8/02	IND	1/1	9-14	.643	4-6	.666	6-6	1.000	1	1	2	2.0	3	28	28.0	0	5	0	5	36/36.0
Indiana	3/9/02	IND	1/1	6-10	.600	3-6	.500	2-2	1.000	0	2	2	2.0	2	17	17.0	1	1	1	0	35/35.0
Ohio State	3/10/02	IND	1/1	6-10	.600	5-8	.625	4-4	1.000	2	1	3	3.0	4	21	21.0	2	3	0	0	35/35.0
Totals			4/4	30-44	.681	14-22	.636	17-19	.894	6	7	13	3.6	12	91	22.7	6	14	2	6	143/35.7



IOWA HAWKEYE BASKETBALL

All-Time Hawkeyes in the Big Ten Tournament

Reed, Carlton

Opponent	Date	Site	G/S	FG	Pct	3-PT	Pct	FT	Pct	OF	DE	RB	AVG	PF	PTS	AVG	A	TO	BK	S	MN/AVG
Purdue	3/10/05	CHI	1/0	1-5	.200	0-2	.000	0-0	.000	0	1	1	1.0	1	2	2.0	0	1	1	0	13/13.0
Michigan St.	3/11/05	CHI	1/0	0-0	.000	0-0	.000	0-0	.000	0	0	0	0.0	0	0	0.0	0	1	0	1	5/5.0
Wisconsin	3/12/05	CHI	1/0	0-2	.000	0-1	.000	0-0	.000	0	1	1	1.0	0	0	0.0	1	0	0	0	8/8.0
Minnesota	3/10/06	IND	1/0	0-0	.000	0-0	.000	0-0	.000	0	0	0	0.0	0	0	0.0	0	0	0	0	1/1.0
Totals			4/0	1-7	.142	0-3	.000	0-0	.000	0	2	2	0.5	1	2	0.5	1	2	1	1	29/7.25

Reiner, Jared

Opponent	Date	Site	G/S	FG	Pct	3-PT	Pct	FT	Pct	OF	DE	RB	AVG	PF	PTS	AVG	A	TO	BK	S	MN/AVG
Northwestern	3/8/01	CHI	1/0	0-0	.000	0-0	.000	2-2	1.000	0	1	1	1.0	0	2	2.0	0	0	0	0	1/1.0
Ohio State	3/9/01	CHI	1/0	2-4	.500	0-0	.000	0-2	.000	3	1	4	4.0	2	4	4.0	1	0	1	0	12/12.0
Penn State	3/10/01	CHI	1/0	2-3	.666	0-0	.000	2-2	1.000	2	2	4	4.0	5	6	6.0	1	1	0	1	12/12.0
Indiana	3/11/01	CHI	1/0	1-2	.500	0-0	.000	0-2	.000	2	2	4	4.0	3	2	2.0	0	1	0	0	8/8.0
Purdue	3/7/02	IND	1/0	1-3	.333	0-0	.000	0-0	.000	0	0	0	0.0	3	2	2.0	1	3	1	0	20/20.0
Wisconsin	3/8/02	IND	1/0	0-0	.000	0-0	.000	0-0	.000	0	2	2	2.0	0	0	0.0	0	0	1	0	7/7.0
Indiana	3/9/02	IND	1/0	0-0	.000	0-0	.000	0-0	.000	0	0	0	0.0	0	0	0.0	1	0	0	0	1/1.0
Ohio State	3/10/02	IND	1/0	0-0	.000	0-0	.000	0-0	.000	0	0	0	0.0	1	0	0.0	0	1	1	0	7/7.0
Ohio State	3/13/03	CHI	1/1	2-5	.400	0-0	.000	2-5	.400	1	3	4	4.0	1	6	6.0	0	2	1	0	27/27.0
Totals			8/1	8-17	.470	0-0	.000	6-13	.461	8	11	19	2.4	15	22	2.7	4	8	5	1	95/11.8

Rucker, Guy

Opponent	Date	Site	G/S	FG	Pct	3-PT	Pct	FT	Pct	OF	DE	RB	AVG	PF	PTS	AVG	A	TO	BK	S	MN/AVG
Michigan	3/6/98	CHI	1/0	1-5	.200	0-0	.000	0-0	.000	1	0	1	1.0	0	2	2.0	0	0	0	0	7/7.0
Wisconsin	3/5/99	CHI	1/0	2-3	.666	0-0	.000	0-0	.000	0	0	0	0.0	1	4	4.0	1	1	0	0	10/10.0
Totals			2/0	3-8	.375	0-0	.000	0-0	.000	1	0	1	0.5	1	6	3.0	1	1	0	0	17/8.5

Scott, Cortney

Opponent	Date	Site	G/S	FG	Pct	3-PT	Pct	FT	Pct	OF	DE	RB	AVG	PF	PTS	AVG	A	TO	BK	S	MN/AVG
Northwestern	3/8/01	CHI	1/0	0-0	.000	0-0	.000	0-0	.000	0	1	1	1.0	0	0	0.0	0	0	0	0	5/5.0
Ohio State	3/9/01	CHI	1/0	1-4	.250	0-0	.000	0-0	.000	1	1	2	2.0	1	2	2.0	0	0	0	0	5/5.0
Penn State	3/10/01	CHI	1/0	0-0	.000	0-0	.000	0-0	.000	0	1	1	1.0	4	0	0.0	0	1	0	0	7/7.0
Indiana	3/11/01	CHI	1/0	0-0	.000	0-0	.000	0-0	.000	0	0	0	0.0	1	0	0.0	1	1	0	0	5/5.0
Totals			4/0	1-4	.250	0-0	.000	0-0	.000	1	3	4	1.0	6	2	0.5	1	2	0	0	22/5.5

Settles, Jess

Opponent	Date	Site	G/S	FG	Pct	3-PT	Pct	FT	Pct	OF	DE	RB	AVG	PF	PTS	AVG	A	TO	BK	S	MN/AVG
Wisconsin	3/5/99	CHI	1/1	8-15	.533	4-6	.666	1-2	.500	0	3	3	3.0	5	21	21.0	1	5	0	0	27/27

Smith, Jason

Opponent	Date	Site	G/S	FG	Pct	3-PT	Pct	FT	Pct	OF	DE	RB	AVG	PF	PTS	AVG	A	TO	BK	S	MN/AVG
Wisconsin	3/5/99	CHI	1/0	0-0	.000	0-0	.000	0-0	.000	0	0	0	0.0	0	0	0.0	0	0	0	0	1/1.0
Minnesota	3/9/00	CHI	1/0	0-0	.000	0-0	.000	0-0	.000	0	0	0	0.0	1	0	0.0	0	0	0	0	1/1.0
Michigan St.	3/10/00	CHI	1/0	0-0	.000	0-0	.000	2-4	.500	0	1	1	1.0	3	2	2.0	0	0	0	2	7/7.0
Northwestern	3/8/01	CHI	1/0	0-1	.000	0-0	.000	2-2	1.000	0	1	1	1.0	2	2	2.0	0	1	0	0	6/6.0
Ohio State	3/9/01	CHI	1/0	0-2	.000	0-1	.000	5-8	.625	0	1	1	1.0	1	5	5.0	1	0	0	0	13/13.0
Penn State	3/10/01	CHI	1/0	3-3	1.000	0-0	.000	0-0	.000	0	2	2	2.0	0	6	6.0	0	1	0	0	15/15.0
Indiana	3/11/01	CHI	1/0	0-0	.000	0-0	.000	0-0	.000	0	0	0	0.0	1	0	0.0	1	0	0	0	7/7.0
Totals			7/0	3-6	.500	0-1	.000	9-14	.643	0	5	5	1.4	8	15	2.1	2	2	0	2	50/7.1

Smith, Tyler

Opponent	Date	Site	G/S	FG	Pct	3-PT	Pct	FT	Pct	OF	DE	RB	AVG	PF	PTS	AVG	A	TO	BK	S	MN/AVG
Purdue	3/9/07	CHI	1/1	8-14	.571	0-1	.000	1-4	.250	5	2	7	7.0	2	17	17.0	1	6	2	1	37/37.0





IOWA HAWKEYE BASKETBALL

All-Time Hawkeyes in the Big Ten Tournament

Sonderleiter, Sean

Opponent	Date	Site	G/S	FG	Pct	3-PT	Pct	FT	Pct	OF	DE	RB	AVG	PF	PTS	AVG	A	TO	BK	S	MN/AVG
Northwestern	3/8/01	CHI	1/0	0-0	.000	0-0	.000	0-0	.000	0	0	0	0.0	0	0	0.0	0	1	0	0	4/4.0
Ohio State	3/9/01	CHI	1/0	1-2	.500	0-0	.000	3-4	.750	1	2	3	3.0	3	5	5.0	0	0	2	0	8/8.0
Penn State	3/10/01	CHI	1/0	0-1	.000	0-0	.000	6-8	.750	1	4	5	5.0	3	6	6.0	0	1	0	0	14/14.0
Indiana	3/11/01	CHI	1/0	0-2	.000	0-0	.000	2-2	1.000	2	0	2	2.0	2	2	2.0	0	0	1	0	5/5.0
Purdue	3/7/02	IND	1/0	3-4	.750	0-1	.000	1-3	.333	0	1	1	1.0	4	7	7.0	0	0	0	0	10/10.0
Wisconsin	3/8/02	IND	1/1	1-2	.500	0-0	.000	0-0	.000	1	1	2	2.0	1	2	2.0	0	1	1	0	9/9.0
Indiana	3/9/02	IND	1/1	2-4	.500	0-0	.000	0-1	.000	3	1	4	4.0	5	4	4.0	1	3	0	2	19/19.0
Ohio State	3/10/02	IND	1/1	1-3	.333	0-1	.000	0-0	.000	0	0	0	0.0	0	2	2.0	1	0	0	0	019/19.0
Ohio State	3/13/03	CHI	1/0	2-5	.400	0-0	.000	3-4	.750	3	4	7	7.0	4	7	7.0	0	2	2	1	18/18.0
Totals			9/4	10-23	.434	0-2	.000	15-22	.681	11	13	24	2.6	22	35	3.8	2	8	6	3	106/11.7

Spurgeon, Kurt

Opponent	Date	Site	G/S	FG	Pct	3-PT	Pct	FT	Pct	OF	DE	RB	AVG	PF	PTS	AVG	A	TO	BK	S	MN/AVG
Michigan	3/12/04	IND	1/0	0-0	.000	0-0	.000	0-0	.000	0	0	0	0.0	0	0	0.0	0	0	0	0	3/3.0

Stoermer, Jordan

Opponent	Date	Site	G/S	FG	Pct	3-PT	Pct	FT	Pct	OF	DE	RB	AVG	PF	PTS	AVG	A	TO	BK	S	MN/AVG
Michigan State	3/10/11	IND	1/0	0-0	.000	0-0	.000	0-0	.000	0	0	0	0.0	1	0	0.0	0	0	0	0	2/2.0

Tate, Cyrus

Opponent	Date	Site	G/S	FG	Pct	3-PT	Pct	FT	Pct	OF	DE	RB	AVG	PF	PTS	AVG	A	TO	BK	S	MN/AVG
Purdue	3/9/07	CHI	1/1	0-0	.000	0-0	.000	1-2	.500	2	1	3	3.0	4	1	1.0	0	0	0	1	17/17.0
Michigan	3/13/08	IND	1/1	3-6	.500	0-0	.000	10-17	.588	7	4	11	11.0	4	16	16.0	0	4	1	2	37/37.0
Michigan	3/12/09	IND	1/1	4-5	.800	0-0	.000	4-6	.667	2	2	4	4.0	2	12	12.0	1	1	0	1	26/26.0
Totals			3/2	7-11	.636	0-0	.000	15-25	.600	11	7	18	6.0	10	29	9.7	1	5	1	4	80/26.7

Thomas, Doug

Opponent	Date	Site	G/S	FG	Pct	3-PT	Pct	FT	Pct	OF	DE	RB	AVG	PF	PTS	AVG	A	TO	BK	S	MN/AVG
Purdue	3/10/05	CHI	1/0	1-4	.250	0-0	.000	1-2	.500	1	3	4	4.0	2	3	3.0	1	0	0	1	15/15.0
Michigan St.	3/11/05	CHI	1/0	2-5	.400	0-0	.000	3-7	.428	3	8	11	11.0	4	7	7.0	1	2	0	0	26/26.0
Wisconsin	3/12/05	CHI	1/0	0-0	.000	0-0	.000	0-0	.000	0	2	2	2.0	3	0	0.0	0	1	0	0	10/10.0
Minnesota	3/10/06	IND	1/0	2-4	.500	0-0	.000	0-0	.000	2	5	7	7.0	1	4	4.0	3	1	0	0	20/20.0
Michigan St.	3/11/03	IND	1/0	2-2	1.000	0-0	.000	0-0	.000	1	2	3	3.0	2	4	4.0	0	1	0	1	17/17.0
Ohio State	3/12/06	IND	1/0	0-1	.000	0-0	.000	1-2	.500	0	2	2	2.0	0	1	2.0	0	0	0	0	18/18.0
Totals			6/0	7-16	.437	0-0	.000	5-11	.454	7	22	29	4.8	12	19	3.1	5	5	0	1	106/17.6

Thompson, Alex

Opponent	Date	Site	G/S	FG	Pct	3-PT	Pct	FT	Pct	OF	DE	RB	AVG	PF	PTS	AVG	A	TO	BK	S	MN/AVG
Purdue	3/10/05	CHI	1/0	2-2	1.000	0-0	.000	0-0	.000	1	4	5	5.0	1	4	4.0	0	0	1	0	16/16.0
Michigan St.	3/11/05	CHI	1/0	0-1	.000	0-0	.000	1-2	.500	0	2	2	2.0	2	1	1.0	1	1	0	0	11/11.0
Wisconsin	3/12/05	CHI	1/0	0-0	.000	0-0	.000	0-0	.000	0	1	1	1.0	1	0	0.0	0	0	0	0	9/9.0
Minnesota	3/10/06	IND	1/0	0-1	.000	0-0	.000	0-0	.000	0	1	1	1.0	0	0	0.0	0	1	0	0	9/9.0
Michigan St.	3/11/06	IND	1/0	0-0	.000	0-0	.000	0-0	.000	0	2	2	2.0	0	0	0.0	0	1	0	0	8/8.0
Ohio State	3/12/06	IND	1/0	1-1	1.000	1-1	1.000	0-0	.000	0	1	1	1.0	1	3	3.0	2	1	0	0	7/7.0
Totals			6/0	3-5	.600	1-1	1.000	1-2	.500	1	11	12	2.0	5	8	1.3	3	4	1	0	60/10.0



IOWA HAWKEYE BASKETBALL

All-Time Hawkeyes in the Big Ten Tournament

Thompson, Rod

Opponent	Date	Site	G/S	FG	Pct	3-PT	Pct	FT	Pct	OF	DE	RB	AVG	PF	PTS	AVG	A	TO	BK	S	MN/AVG
Minnesota	3/9/00	CHI	1/0	2-6	.333	0-0	.000	1-2	.500	2	2	4	4.0	3	5	5.0	2	0	1	0	15/15.0
Michigan St.	3/10/00	CHI	1/0	1-7	.143	0-2	.000	0-0	.000	2	2	4	4.0	2	2	2.0	1	0	0	1	24/24.0
Northwestern	3/8/01	CHI	1/0	0-0	.000	0-0	.000	0-0	.000	0	0	0	0.0	2	0	0.0	1	0	0	0	8/8.0
Ohio State	3/9/01	CHI	1/0	0-3	.000	0-0	.000	0-0	.000	1	0	1	1.0	0	0	0.0	0	0	0	0	3/3.0
Penn State	3/10/01	CHI	1/0	0-2	.000	0-1	.000	0-0	.000	1	1	2	2.0	0	0	0.0	0	1	0	0	6/6.0
Indiana	3/11/01	CHI	1/0	0-0	.000	0-0	.000	2-2	1.000	0	0	0	0.0	0	2	2.0	0	0	0	0	1/1.0
Purdue	3/7/02	IND	1/0	0-2	.000	0-2	.000	0-0	.000	0	0	0	0.0	0	0	0.0	0	0	0	0	1/1.0
Indiana	3/9/02	IND	1/0	0-2	.000	0-2	.000	0-0	.000	0	0	0	0.0	2	0	0.0	1	0	0	1	4/4.0
Ohio State	3/10/02	IND	1/0	0-0	.000	0-0	.000	0-0	.000	0	2	2	2.0	0	0	0.0	0	0	0	0	3/3.0
Totals			9/0	3-22	.136	0-7	.000	3-4	.750	6	7	13	1.4	9	9	1.0	5	1	1	2	65/7.2

Wessels, Brett

Opponent	Date	Site	G/S	FG	Pct	3-PT	Pct	FT	Pct	OF	DE	RB	AVG	PF	PTS	AVG	A	TO	BK	S	MN/AVG
Purdue	3/9/07	CHI	1/0	0-0	.000	0-0	.000	0-0	.000	0	0	0	0.0	0	0	0.0	0	0	0	0	1/1.0

Wieck, Justin

Opponent	Date	Site	G/S	FG	Pct	3-PT	Pct	FT	Pct	OF	DE	RB	AVG	PF	PTS	AVG	A	TO	BK	S	MN/AVG
Purdue	3/10/05	CHI	1/0	0-0	.000	0-0	.000	0-0	.000	0	0	0	0.0	0	0	0.0	0	0	0	0	1/1.0

Williams, John Carl

Opponent	Date	Site	G/S	FG	Pct	3-PT	Pct	FT	Pct	OF	DE	RB	AVG	PF	PTS	AVG	A	TO	BK	S	MN/AVG
Minnesota	3/10/00	CHI	1/0	0-0	.000	0-0	.000	0-0	.000	0	0	0	0.0	0	0	0.0	0	0	0	0	1/1.0

Worley, Glen

Opponent	Date	Site	G/S	FG	Pct	3-PT	Pct	FT	Pct	OF	DE	RB	AVG	PF	PTS	AVG	A	TO	BK	S	MN/AVG
Northwestern	3/8/01	CHI	1/1	7-10	.700	0-0	.000	4-7	.571	3	2	5	5.0	1	18	18.0	0	3	0	0	30/30.0
Ohio State	3/9/01	CHI	1/1	4-7	.571	1-1	1.000	9-10	.900	1	2	3	3.0	5	18	18.0	1	0	0	0	27/27.0
Penn State	3/10/01	CHI	1/1	2-3	.666	0-0	.000	4-5	.800	1	3	4	4.0	0	8	8.0	0	2	0	0	18/18.0
Indiana	3/11/01	CHI	1/1	2-6	.333	0-0	.000	4-7	.571	3	1	4	4.0	1	8	8.0	1	4	0	0	31/31.0
Purdue	3/7/02	IND	1/0	3-4	.750	0-0	.000	3-4	.750	1	4	5	5.0	4	9	9.0	0	2	1	0	13/13.0
Wisconsin	3/8/02	IND	1/0	3-4	.750	0-0	.000	4-6	.666	2	0	2	2.0	2	10	10.0	1	2	2	0	28/28.0
Indiana	3/9/03	IND	1/0	0-2	.000	0-0	.000	0-0	.000	0	1	1	1.0	4	0	0.0	0	2	0	2	9/9.0
Ohio State	3/10/02	IND	1/0	1-4	.250	0-1	.000	2-4	.500	2	2	4	4.0	1	4	4.0	2	2	2	0	17/17.0
Ohio State	3/13/03	CHI	1/1	5-7	.712	1-1	1.000	0-2	.000	0	2	2	2.0	4	11	1.0	0	2	1	0	26/26.0
Michigan	3/12/04	IND	1/1	1-3	.500	0-0	.000	1-2	.500	0	1	1	1.0	5	3	3.0	1	4	1	0	20/20.0
Totals			11/7	32-49	.653	2-3	.666	31-47	.659	13	18	31	2.8	27	89	8.1	6	23	7	2	219/19.9



IOWA HAWKEYE BASKETBALL

Iowa's Big Ten Tournament Summaries

(1) MICHIGAN 77, IOWA 66

March 6, 1998, United Center, Chicago, IL

IOWA -- 66 (5 seed)

Name	FG	3-PT	FT	RB	PF	TP	A	TO	BK	S	MN
Davis	5-13	0-3	3-4	5	3	13	1	3	0	2	36
Moore	2-6	0-1	2-2	7	3	6	3	1	0	1	27
Bowen	6-10	1-1	6-8	8	1	19	1	2	0	1	28
Oliver	3-8	0-1	1-1	3	0	7	4	1	0	3	33
McCausland	3-7	1-6	0-0	2	2	8	1	0	0	1	29
Bauer	0-0	0-0	0-0	0	0	0	0	0	0	0	1
Galloway	1-5	1-5	0-0	1	1	3	1	1	0	0	13
Koch	0-1	0-1	2-2	3	2	2	0	0	0	0	7
Luehrsmann	2-6	2-4	0-0	2	2	6	3	1	0	0	19
Rucker	1-5	0-0	0-0	1	0	2	0	0	0	0	7
Team				1				1			
Totals	23-62	6-22	14-17	33	14	66	14	10	0	8	200
FG%:	.371	3-PT%:	.273	FT%:	.824						

MICHIGAN -- 77 (4 seed)

Name	FG	3-PT	FT	RB	PF	TP	A	TO	BK	S	MN
Conlan	4-8	2-4	0-0	3	1	10	5	2	1	2	39
Ward	8-14	3-5	1-1	4	5	20	2	0	1	0	32
Traylor	5-11	0-0	0-2	16	1	10	0	5	2	1	38
Reid	4-8	4-7	0-0	1	3	12	6	0	0	0	37
Bullock	8-13	1-2	4-5	5	2	21	6	5	0	1	36
Asselin	0-0	0-0	0-0	0	0	0	0	0	0	0	5
Baston	1-2	0-0	0-0	2	5	2	1	1	0	0	11
Smith	0-0	0-0	2-4	0	0	2	1	0	1	0	2
Team				6							
Totals	30-56	10-18	7-12	37	17	77	21	13	5	4	200
FG%:	.536	3-PT%:	.556	FT%:	.583						

Score by Periods:

Iowa	32	34	66
Michigan	42	35	77

ATTENDANCE: 21,711

(2) WISCONSIN 74, IOWA 60

March 5, 1999, United Center, Chicago, IL

IOWA -- 60 (5 seed)

Name	FG	3-PT	FT	RB	PF	TP	A	TO	BK	S	MN
Bauer	1-1	0-0	0-0	1	0	2	3	1	0	1	18
Settles	8-15	4-6	1-2	3	5	21	1	5	0	0	27
Koch	3-6	0-1	0-0	4	1	6	1	4	1	1	25
Oliver	4-9	0-2	2-4	5	5	10	2	3	0	3	28
MacCausland	2-7	2-7	2-2	3	1	8	1	0	0	2	29
Price	0-0	0-0	0-0	0	0	0	0	0	0	0	1
Rucker	2-3	0-0	0-0	0	1	4	1	1	0	0	10
Jaacks	0-2	0-2	0-2	3	4	0	1	2	0	0	14
Henderson	0-3	0-2	0-0	2	0	0	0	0	0	0	3
Luehrsmann	1-3	0-0	1-2	3	4	3	5	1	0	2	23
Range	3-5	0-0	0-0	1	1	6	1	3	0	2	21
Smith	0-0	0-0	0-0	0	0	0	0	0	0	0	1
Team				3							
Totals	24-54	6-20	6-12	28	22	60	16	20	1	11	200
FG%:	.536	3-PT%:	.556	FT%:	.583						

WISCONSIN -- 74 (4 seed)

Name	FG	3-PT	FT	RB	PF	TP	A	TO	BK	S	MN
Kowske	2-2	0-0	3-6	5	2	7	1	1	2	0	22
Linton	2-4	0-0	2-2	4	3	6	5	4	0	1	33
Wills	5-6	0-0	3-4	7	3	13	2	1	1	0	26
Calderwood	4-5	3-4	3-4	0	2	14	2	6	0	1	28
Mason	6-11	4-7	6-9	3	2	22	3	2	0	1	32
Bryant	3-5	2-3	0-0	1	1	8	2	0	0	0	20
Kelley	2-3	0-1	0-0	0	4	4	3	3	0	1	22
Versaw	0-3	0-0	0-1	1	0	0	1	1	0	0	17
Team				4							
Totals	24-39	9-15	17-26	25	17	74	19	18	3	4	200
FG%:	.615	3-PT%:	.600	FT%:	.654						

Score by Periods:

Iowa	25	36	60
Wisconsin	23	51	74

ATTENDANCE: 19,269

(3) IOWA 81, MINNESOTA 78

March 9, 2000, United Center, Chicago, IL

MINNESOTA -- 78 (10 seed)

Name	FG	3-PT	FT	RB	PF	TP	A	TO	BK	S	MN
Schilling	6-11	1-3	2-2	0	5	14	1	2	0	3	25
Rychart	6-14	0-0	6-7	16	4	18	3	4	0	1	30
Wildenborg	2-3	0-0	0-0	4	4	4	0	2	1	1	20
Ohnstad	0-4	0-3	0-0	0	1	0	3	1	0	0	19
Simmons	5-12	2-5	8-9	1	3	20	6	1	0	2	35
Sinville	2-3	0-0	1-3	3	4	5	0	2	0	0	18
Burleson	4-5	1-2	0-0	4	1	9	3	1	0	2	27
Keating	0-0	0-0	0-0	1	0	0	2	0	0	0	6
Sanden	2-5	0-1	3-4	1	3	7	1	0	1	0	19
Aune	0-0	0-0	0-0	0	0	0	0	0	0	0	1
Team				6							
Totals	27-57	4-14	20-25	36	25	78	19	13	2	9	200
FG%:	.474	3-PT%:	.286	FT%:	.800						

IOWA -- 78 (7 seed)

Name	FG	3-PT	FT	RB	PF	TP	A	TO	BK	S	MN
Henderson	1-5	0-0	5-6	4	4	7	2	0	0	0	27
Griffin	5-14	3-6	1-4	2	2	14	2	1	0	0	33
Jaacks	6-10	1-3	5-6	6	4	18	0	2	0	0	34
Price	1-3	0-0	2-2	2	1	4	6	1	0	3	28
Oliver	0-5	0-0	0-7	7	3	0	4	6	0	1	31
Fermino	1-1	0-0	1-1	1	1	3	0	0	0	0	4
Thompson	2-6	0-0	1-2	4	3	5	2	0	1	0	15
Galloway	7-9	5-7	11-11	3	2	30	4	0	0	1	27
Smith	0-0	0-0	0-0	0	1	0	0	0	0	0	1
Team				1							
Totals	23-53	9-16	26-34	30	21	81	20	10	1	5	200
FG%:	.434	3-PT%:	.563	FT%:	.765						

Score by Periods:

Minnesota	30	48	78
Iowa	46	35	81

ATTENDANCE: 17,741

(4) MICHIGAN STATE 75, IOWA 65

March 10, 2000, United Center, Chicago, IL

IOWA -- 65 (7 seed)

Name	FG	3-PT	FT	RB	PF	TP	A	TO	BK	S	MN
Griffin	4-13	1-5	3-4	6	4	12	4	1	0	0	32
Henderson	2-7	0-0	1-2	9	2	5	1	1	0	0	29
Jaacks	4-9	1-2	0-2	8	5	9	0	2	0	0	23
Price	1-1	0-0	0-0	0	2	2	2	1	0	0	15
Oliver	11-17	4-8	4-5	1	1	30	4	3	0	1	38
Fermino	0-0	0-0	0-0	0	0	0	0	0	0	0	3
Gomes	0-0	0-0	0-0	0	0	0	0	0	0	0	1
Thompson	1-7	0-2	0-0	4	2	2	1	0	0	1	24
Galloway	1-6	1-4	0-0	2	3	3	3	1	0	0	27
Smith	0-0	0-0	2-4	1	3	2	0	0	0	2	7
Williams	0-0	0-0	0-0	0	0	0	0	0	0	0	1
Team				4							
Totals	24-60	7-21	10-17	35	22	65	15	9	0	4	200
FG%:	.400	3-PT%:	.333	FT%:	.588						

MICHIGAN STATE -- 75 (2 seed)

Name	FG	3-PT	FT	RB	PF	TP	A	TO	BK	S	MN
Peterson	7-16	4-6	4-6	9	1	22	2	0	0	0	34
Granger	2-5	1-3	5-6	9	3	10	0	2	1	0	26
Hutson	4-6	0-0	11-2	5	2	9	1	2	0	1	30
Cleaves	5-11	1-3	3-4	2	2	14	7	4	0	1	36
Bell	6-10	1-4	3-3	3	4	16	6	2	1	3	30
Smith	0-0	0-0	0-0	0	0	0	0	0	0	0	1
Chappel	0-0	0-0	0-0	1	2	0	0	1	0	0	9
Richardson	0-1	0-0	4-4	2	2	4	1	1	0	0	17
Ballinger	0-1	0-0	0-1	4	2	0	1	0	0	0	17
Team				2							
Totals	24-50	7-16	20-26	37	18	75	18	12	2	5	200
FG%:	.480	3-PT%:	.438	FT%:	.769						

Score by Periods:

Iowa	32	33	65
Michigan State	36	39	75

ATTENDANCE: 19,627



IOWA HAWKEYE BASKETBALL

Iowa's Big Ten Tournament Summaries

(5) IOWA 72, NORTHWESTERN 55

March 8, 2001, United Center, Chicago, IL

NORTHWESTERN - - 55 (11 seed)

Name	FG	3-PT	FT	RB	PF	TP	A	TO	BK	S	MN
Johnson	9-13	6-9	0-0	0	4	24	2	1	0	1	33
Blake	4-12	2-7	2-2	4	5	12	1	3	0	3	39
Hardy	3-10	0-3	1-1	3	4	7	4	2	1	4	35
Drayton	3-7	1-2	0-1	2	4	7	8	3	0	3	39
Young	2-8	0-4	0-0	2	4	7	8	3	0	3	39
Hughes	0-1	0-0	0-0	0	1	0	0	0	0	1	1
Burke	0-3	0-2	1-2	4	1	1	1	0	0	1	11
Towne	0-0	0-0	0-0	0	0	0	0	0	0	0	1
McCants	0-2	0-1	0-0	2	0	0	0	0	0	0	1
Jennings	0-2	0-2	0-0	0	0	0	0	0	0	0	5
Team				4							
Totals	21-58	9-30	4-6	21	23	55	19	11	1	14	200
FG%:	.362	3-PT%:	.300			FT%:	.667				

IOWA - - 72 (6 seed)

Name	FG	3-PT	FT	RB	PF	TP	A	TO	BK	S	MN
Worley	7-10	0-0	4-7	5	1	18	0	3	0	0	30
Henderson	4-4	1-1	2-2	7	2	11	1	3	0	1	31
Evans	8-12	0-0	4-6	14	1	20	3	4	0	0	36
Boyd	2-4	1-3	1-2	4	3	6	7	5	0	2	35
Oliver	3-11	1-4	6-8	5	2	13	3	2	0	2	39
Reiner	0-0	0-0	2-2	1	0	2	0	0	0	0	1
Thompson	0-0	0-0	0-0	0	2	0	1	0	0	0	8
Galloway	0-0	0-0	0-0	1	0	0	1	1	0	0	5
Smith	0-1	0-0	2-2	1	2	2	0	1	0	0	6
Scott	0-0	0-0	0-0	1	0	0	0	0	0	0	5
Sonderleiter	0-0	0-0	0-0	0	0	0	0	1	0	0	4
Team				2							
Totals	24-42	3-8	21-29	41	13	72	16	20	0	4	200
FG%:	.571	3-PT%:	.375			FT%:	.724				

Score by Periods:

Northwestern	15	40	55
Iowa	30	42	72

ATTENDANCE: 20,003

(6) IOWA 75, OHIO STATE 66

March 9, 2001, United Center, Chicago, IL

IOWA - - 75 (6 seed)

Name	FG	3-PT	FT	RB	PF	TP	A	TO	BK	S	MN
Worley	4-7	1-1	9-10	3	5	18	1	0	0	0	27
Henderson	4-6	1-1	1-3	4	4	10	1	1	1	0	27
Evans	2-5	0-0	2-5	8	3	6	3	4	3	0	31
Boyd	2-6	1-3	4-4	1	4	9	3	4	0	1	31
Oliver	3-11	3-6	7-9	4	2	16	6	3	0	3	40
Reiner	2-4	0-0	0-2	4	2	4	1	0	1	0	12
Thompson	0-3	0-0	0-0	1	0	0	0	0	0	0	3
Galloway	0-0	0-0	0-0	0	1	0	0	0	0	0	3
Smith	0-2	0-1	5-8	1	1	5	1	0	0	0	13
Scott	1-4	0-0	0-0	2	1	2	0	0	0	0	5
Sonderleiter	1-2	0-0	3-4	3	3	5	0	0	2	0	8
Team				9							
Totals	19-50	6-12	31-45	40	26	75	16	12	7	4	200
FG%:	.380	3-PT%:	.500			FT%:	.689				

OHIO STATE - - 66 (3 seed)

Name	FG	3-PT	FT	RB	PF	TP	A	TO	BK	S	MN
Williams	0-2	0-0	0-0	5	3	0	1	1	1	1	16
Savovic	4-7	0-1	6-9	5	5	14	2	2	0	1	37
Johnson	2-3	0-0	8-10	6	4	12	0	3	2	0	16
Connolly	0-5	0-3	4-4	0	4	4	2	0	1	1	26
Brown	5-13	1-3	7-11	6	2	18	2	3	0	0	36
Darby	3-6	2-3	2-2	2	4	10	1	4	1	0	24
Robinson	0-0	0-0	0-0	0	0	0	0	1	0	0	2
Radinovic	0-0	0-0	0-2	1	0	0	0	0	0	0	3
Smith	0-0	0-0	0-0	0	1	0	0	0	0	0	1
Dudley	4-10	0-0	0-1	4	3	8	0	2	2	1	26
Martin	0-0	0-0	0-0	3	5	0	2	0	0	2	12
Team				3							
Totals	18-46	3-10	27-39	36	31	66	10	16	7	6	200
FG%:	.391	3-PT%:	.300			FT%:	.692				

Score by Periods:

Iowa	22	53	75
Ohio State	33	33	66

ATTENDANCE: 21,739

(7) IOWA 94, PENN STATE 74

March 10, 2001, United Center, Chicago, IL

PENN STATE - - 74 (7 seed)

Name	FG	3-PT	FT	RB	PF	TP	A	TO	BK	S	MN
Cline-Heard	7-13	0-0	12-14	4	4	26	1	1	0	1	34
Ivory	1-9	1-7	0-0	1	5	3	3	1	0	2	24
Smith	1-4	0-0	0-0	2	3	2	1	0	0	0	27
Crispin	0-3	0-1	0-0	1	3	0	2	1	0	0	23
Crispin	6-15	3-9	4-4	1	4	19	2	3	1	1	34
Tate	1-2	1-2	2-2	1	2	5	1	0	1	0	17
Krimmel	1-1	0-0	1-2	0	0	3	0	0	0	0	4
Watkins	3-5	1-2	3-4	1	2	10	1	0	0	0	11
Chambliss	0-3	0-2	0-0	2	1	0	0	0	0	0	6
Banta	0-1	0-0	4-4	2	4	4	0	0	0	0	13
Egekeze	1-1	0-0	0-0	0	1	2	1	0	0	0	7
Team				3							
Totals	21-57	6-23	26-30	18	29	74	12	6	2	4	200
FG%:	.368	3-PT%:	.261			FT%:	.867				

IOWA - - 94 (6 seed)

Name	FG	3-PT	FT	RB	PF	TP	A	TO	BK	S	MN
Worley	2-3	0-0	4-5	4	5	8	0	2	0	0	18
Henderson	5-5	1-1	2-3	4	3	13	2	3	0	1	25
Evans	9-14	0-0	12-17	18	2	30	1	1	1	0	34
Boyd	2-8	2-5	4-4	3	0	10	3	0	0	1	32
Oliver	4-6	1-2	6-9	4	2	15	8	3	0	1	32
Beutjer	0-2	0-0	0-0	1	1	0	0	0	0	0	2
Reiner	2-3	0-0	2-2	4	5	6	1	1	0	1	12
Thompson	0-2	0-1	0-0	2	0	0	0	1	0	0	6
Galloway	0-0	0-0	0-0	0	0	0	0	0	0	0	3
Smith	3-3	0-0	0-0	2	0	6	0	1	0	0	15
Scott	0-0	0-0	0-0	1	4	0	0	1	0	0	7
Sonderleiter	0-1	0-0	6-8	5	3	6	0	1	0	0	14
Team				1							
Totals	27-47	4-9	36-48	48	25	94	15	14	1	4	200
FG%:	.574	3-PT%:	.444			FT%:	.750				

Score by Periods:

Penn State	33	41	74
Iowa	49	45	94

ATTENDANCE: 23,418

(8) IOWA 63, INDIANA 61

March 11, 2001, United Center, Chicago, IL

IOWA - - 63 (6 seed)

Name	FG	3-PT	FT	RB	PF	TP	A	TO	BK	S	MN
Worley	2-6	0-0	4-7	4	1	8	1	4	0	0	31
Henderson	3-7	1-3	0-2	5	2	7	2	1	0	1	33
Evans	2-5	0-0	4-4	11	4	8	1	2	2	0	38
Boyd	8-12	4-8	2-2	4	1	22	3	1	0	1	33
Oliver	4-12	0-3	4-9	2	4	12	3	1	0	1	39
Reiner	1-2	0-0	0-2	4	3	2	0	1	0	0	8
Thompson	0-0	0-0	2-2	0	0	2	0	0	0	0	1
Smith	0-0	0-0	0-0	0	1	0	1	0	0	0	7
Scott	0-0	0-0	0-0	0	1	0	1	1	0	0	5
Sonderleiter	0-2	0-0	2-2	2	2	2	0	0	1	0	5
Team				1							
Totals	20-46	5-14	18-30	33	19	63	12	11	3	3	200
FG%:	.435	3-PT%:	.357			FT%:	.600				

INDIANA - - 61 (4 seed)

Name	FG	3-PT	FT	RB	PF	TP	A	TO	BK	S	MN
Jeffries	6-10	2-3	3-4	7	4	17	4	1	3	0	36
Newton	0-0	0-0	0-2	2	3	0	2	0	1	0	16
Haston	9-22	1-6	5-8	12	3	24	1	3	1	1	40
Coverdale	3-9	0-3	2-2	2	5	8	5	2	0	0	39
Fife	1-3	0-2	2-2	1	4	4	1	2	0	4	39
Moye	3-3	0-0	0-0	2	2	6	0	1	1	0	16
Odle	1-3	0-0	0-1	5	2	2	0	1	1	0	14
Team				2							
Totals	23-50	3-14	12-19	33	23	61	13	10	7	5	200
FG%:	.460	3-PT%:	.214			FT%:	.632				

Score by Periods:

Iowa	26	37	63
Indiana	32	29	61

ATTENDANCE: 22,081



IOWA HAWKEYE BASKETBALL

Iowa's Big Ten Tournament Summaries

(9) IOWA 87, PURDUE 72 March 7, 2002, Consecro Fieldhouse, Indianapolis, IN

IOWA - - 87 (9 seed)

Name	FG	3-PT	FT	RB	PF	TP	A	TO	BK	S	MN
Evans	6-10	0-0	7-12	18	3	19	1	2	0	3	37
Sonderleiter	3-4	0-1	1-3	1	4	7	0	0	0	0	10
Leslie	4-8	1-2	0-0	0	4	9	2	1	0	0	23
Pierce	3-7	0-0	3-3	2	1	9	5	2	1	0	31
Recker	9-10	2-2	5-7	6	3	25	4	5	1	1	37
Hogan	0-1	0-1	1-2	1	1	1	0	0	0	0	6
Worley	3-4	0-0	3-4	5	4	9	0	2	1	0	13
Reiner	1-3	0-0	0-0	0	3	2	1	3	1	0	20
Boyd	2-5	2-4	0-0	0	0	6	0	0	0	1	15
Henderson	0-0	0-0	0-0	1	1	0	1	0	0	0	7
Thompson	0-2	0-2	0-0	0	0	0	0	0	0	0	1
Team				7							
Totals	31-54	5-12	20-31	41	24	87	14	15	4	5	200
	FG%:	.574	3-PT%:		.471	FT%:		.645			

PURDUE - - 72 (8 seed)

Name	FG	3-PT	FT	RB	PF	TP	A	TO	BK	S	MN
Smith	6-11	0-2	1-2	5	4	13	1	2	0	2	26
Allison	2-5	0-0	7-10	3	3	11	1	2	2	0	19
Deane	5-13	3-9	3-4	1	4	16	3	3	0	0	25
Lewis	6-14	3-9	0-0	2	2	15	1	0	0	0	30
Marshall	1-6	1-6	3-4	4	4	6	3	1	0	1	31
Buscher	1-2	0-0	0-0	2	2	2	0	0	0	1	12
Parkinson	1-2	0-0	2-3	1	1	4	3	0	0	2	18
Carroll	0-1	0-0	1-2	2	2	1	0	0	0	0	15
Kilgore	0-2	0-2	0-0	0	1	0	0	0	0	0	13
Garrity	2-3	0-0	0-0	4	1	4	0	1	0	0	11
Team				4	1						
Totals	24-59	7-28	17-25	28	25	72	12	9	2	6	200
	FG%:	.407	3-PT%:		.250	FT%:		.680			

Score by Periods:

Iowa	46	41	87
Purdue	34	38	72

ATTENDANCE: 18,418

(10) IOWA 58, WISCONSIN 56 March 8, 2002, Consecro Fieldhouse, Indianapolis, IN

IOWA - - 58 (9 seed)

Name	FG	3-PT	FT	RB	PF	TP	A	TO	BK	S	MN
Evans	2-6	0-0	0-1	8	4	4	0	3	1	1	35
Sonderleiter	1-2	0-0	0-0	2	1	2	0	1	1	0	9
Leslie	2-5	0-1	1-2	1	2	5	0	2	0	3	19
Pierce	1-6	0-1	0-0	1	1	2	1	2	0	1	25
Recker	9-14	4-6	6-6	2	3	28	0	5	0	5	36
Hogan	0-0	0-0	0-0	0	2	0	0	1	0	0	4
Worley	3-4	0-0	4-6	2	2	10	1	2	2	0	28
Reiner	0-0	0-0	0-0	2	0	0	0	0	1	0	7
Boyd	1-6	1-4	1-2	4	0	4	3	0	0	2	21
Henderson	1-1	0-0	1-1	1	2	3	0	2	0	1	16
Team				4							
Totals	20-44	5-12	13-18	27	17	58	7	18	5	13	200
	FG%:	.455	3-PT%:		.417	FT%:		.722			

WISCONSIN - - 56 (1 seed)

Name	FG	3-PT	FT	RB	PF	TP	A	TO	BK	S	MN
Penney	7-11	3-4	2-2	0	3	19	3	3	0	0	27
Wills	7-12	2-3	0-0	2	2	16	0	3	0	1	38
Mader	0-1	0-0	0-0	4	3	0	1	5	0	0	21
Davis	0-5	0-3	3-3	9	2	3	4	4	0	1	39
Harris	4-6	2-3	4-4	3	2	14	0	3	0	4	34
Owens	0-3	0-0	0-0	1	3	0	1	1	0	1	16
Plank	0-0	0-0	0-0	1	0	0	1	0	0	0	5
Wilkinson	1-5	0-1	2-3	0	3	4	0	1	0	2	20
Team				4							
Totals	19-43	7-14	11-12	24	18	56	10	22	0	9	200
	FG%:	.442	3-PT%:		.500	FT%:		.917			

Score by Periods:

Iowa	21	37	58
Wisconsin	26	30	56

ATTENDANCE: 18,996

(11) IOWA 62, INDIANA 60 March 9, 2002, Consecro Fieldhouse, Indianapolis, IN

IOWA - - 62 (9 seed)

Name	FG	3-PT	FT	RB	PF	TP	A	TO	BK	S	MN
Evans	2-10	0-0	7-12	10	3	11	1	4	0	2	39
Sonderleiter	2-4	0-0	0-1	4	5	4	1	3	0	2	19
Leslie	1-3	0-0	3-3	3	0	5	1	2	0	0	23
Pierce	3-10	1-1	4-4	7	2	11	1	1	0	1	28
Recker	6-10	3-6	2-2	2	2	17	1	1	1	0	35
Hogan	0-2	0-1	0-0	0	2	0	0	0	0	0	2
Worley	0-2	0-0	0-0	1	4	0	0	2	0	2	9
Reiner	0-0	0-0	0-0	0	0	0	1	0	0	0	1
Boyd	3-6	3-5	1-2	1	0	10	0	0	0	0	26
Henderson	1-3	0-0	2-2	2	3	4	0	1	0	0	14
Thompson	0-2	0-2	0-0	0	2	0	1	0	0	1	4
Team				6							
Totals	18-52	7-15	19-26	36	23	62	7	14	1	8	200
	FG%:	.346	3-PT%:		.467	FT%:		.731			

INDIANA - - 60 (4 seed)

Name	FG	3-PT	FT	RB	PF	TP	A	TO	BK	S	MN
Jefferies	3-10	0-0	4-8	4	2	10	2	3	2	1	34
Odle	3-3	0-0	0-0	3	4	6	0	3	0	0	13
Coverdale	2-6	1-5	6-6	2	2	11	3	4	1	3	36
Fife	1-8	1-6	0-0	4	2	3	2	1	0	0	32
Hornsby	2-6	1-3	0-0	2	2	5	0	0	0	0	16
Moye	5-6	2-2	2-2	1	4	14	1	1	0	1	25
Leach	0-1	0-0	0-0	1	1	0	0	1	0	0	4
Perry	2-3	0-1	0-1	1	3	4	1	0	0	0	13
Newton	2-8	0-0	3-4	8	3	7	0	1	7	1	27
Team				11							
Totals	20-51	5-17	14-21	37	23	60	9	14	10	6	200
	FG%:	.392	3-PT%:		.294	FT%:		.714			

Score by Periods:

Iowa	30	32	62
Indiana	33	27	60

ATTENDANCE: 18,996

(12) OHIO STATE 81, IOWA 64 March 10, 2002, Consecro Fieldhouse, Indianapolis, IN

IOWA - - 64 (9 seed)

Name	FG	3-PT	FT	RB	PF	TP	A	TO	BK	S	MN
Evans	4-9	0-0	5-6	8	4	13	1	3	0	1	34
Sonderleiter	1-3	0-1	0-0	0	0	2	1	0	0	0	19
Leslie	2-5	0-2	0-0	2	2	4	1	4	0	1	19
Pierce	3-7	0-2	0-0	2	1	6	3	4	0	1	27
Recker	6-10	5-8	4-4	3	4	21	2	3	0	0	35
Hogan	1-3	0-2	1-1	1	1	3	0	0	0	0	6
Worley	1-4	0-1	2-4	4	1	4	2	2	2	0	17
Reiner	0-0	0-0	0-0	0	1	0	0	1	1	0	7
Boyd	3-5	3-6	0-0	2	3	9	2	2	0	0	23
Henderson	1-4	0-3	0-0	0	2	2	2	0	0	0	10
Thompson	0-0	0-0	0-0	2	0	0	0	0	0	0	3
Team				6							
Totals	22-51	8-25	12-15	32	19	64	14	19	3	3	200
	FG%:	.431	3-PT%:		.320	FT%:		.800			

OHIO STATE - - 81 (2 seed)

Name	FG	3-PT	FT	RB	PF	TP	A	TO	BK	S	MN
Savivuc	8-14	5-10	5-9	3	1	27	5	1	0	3	35
Williams	1-4	0-0	0-0	3	3	2	1	1	0	1	19
Rodinovic	2-3	0-0	2-2	3	2	6	0	2	0	0	14
Darby	4-9	2-4	4-6	3	1	14	5	1	0	3	29
Brown	4-10	1-3	0-0	1	1	9	3	1	0	4	33
Fuss-Cheatham	0-0	0-0	0-0	0	1	0	0	0	0	0	1
Connolly	2-4	1-3	2-2	3	2	7	2	0	0	1	23
Heflin	0-1	0-1	0-0	0	0	0	0	0	0	0	1
Dials	4-6	0-0	3-4	3	3	11	1	0	1	1	21
Dudley	0-0	0-0	0-0	1	3	0	0	1	0	0	5
Martin	2-3	0-0	1-2	1	2	5	0	1	0	0	17
Marinchick	0-2	0-1	0-0	1	0	0	0	0	0	0	1
Team				6							
Totals	27-56	9-22	18-25	28	19	81	17	8	1	13	200
	FG%:	.482	3-PT%:		.409	FT%:		.720			

Score by Periods:

Iowa	29	35	64
Ohio State	37	44	81

ATTENDANCE: 18,996



IOWA HAWKEYE BASKETBALL

Iowa's Big Ten Tournament Summaries

(13) OHIO STATE 66, IOWA 64

March 13, 2003, United Center, Chicago, IL

IOWA -- 64 (9 seed)

Name	FG	3-PT	FT	RB	PF	TP	A	TO	BK	S	MN
Worley	5-7	1-1	0-2	2	4	11	0	2	1	0	26
Brunner	4-5	0-1	2-3	2	2	10	1	2	1	0	25
Reiner	2-5	0-0	2-5	4	1	6	0	2	1	0	27
Leslie	7-13	1-4	0-0	7	3	15	3	4	1	0	38
Horner	0-6	0-5	0-0	1	3	0	8	1	0	1	32
Kimm	0-0	0-0	0-0	0	1	0	2	0	0	0	6
Boyd	5-11	5-11	0-0	4	3	15	3	2	0	1	28
Sonderleiter	2-5	0-0	3-4	7	4	7	0	2	2	1	18
Team				5							
Totals	25-62	7-22	7-14	32	21	64	17	15	6	3	200
	FG%:	.500	3-PT%:	.741		FT%:	.500				

OHIO STATE -- 66 (8 seed)

Name	FG	3-PT	FT	RB	PF	TP	A	TO	BK	S	MN
Sylvester	2-4	0-1	0-1	2	3	4	3	2	0	1	23
Jenkins	1-2	0-0	1-2	4	2	3	0	0	0	0	14
Radinovic	5-11	0-0	4-5	7	3	14	1	1	2	1	33
Connolly	5-11	3-7	2-3	2	1	15	0	0	0	1	37
Darby	6-14	1-4	5-6	6	2	18	7	2	0	5	40
Bass	0-0	0-0	0-0	0	1	0	0	0	0	0	1
Fuss-Cheatham	1-3	0-1	0-0	1	2	2	2	0	0	1	17
Jernigan	0-1	0-1	0-0	0	0	0	1	0	0	0	3
Williams	3-7	0-0	4-6	7	3	10	0	4	1	0	32
Team				4				1			
Totals	23-54	4-14	12-23	33	17	66	14	10	3	9	200
	FG%:	.696	3-PT%:	.600		FT%:	.769				

Score by Periods:

Iowa	27	37	64
Ohio State	23	43	66

ATTENDANCE: 16,299

(14) MICHIGAN 79, IOWA 70

March 12, 2004, Consecro Fieldhouse, Indianapolis, IN

MICHIGAN -- 79 (5 seed)

Name	FG	3-PT	FT	RB	PF	TP	A	TO	BK	S	MN
Robinson	2-8	0-1	5-6	8	4	9	10	3	0	1	31
Sims	0-4	0-1	1-2	2	3	1	1	1	2	0	17
Brown	0-1	0-0	1-2	7	2	1	0	1	0	0	21
Horton	5-13	1-6	3-4	5	3	14	2	5	0	0	36
Harris	8-11	6-8	1-2	3	3	23	0	2	0	1	27
Abram	4-10	2-5	9-9	6	3	19	0	0	0	1	28
Harrel	0-0	0-0	0-0	0	0	0	0	0	0	0	1
Petway	1-2	0-0	1-2	2	1	3	0	2	0	1	19
Hunter	1-2	0-1	7-8	4	3	9	1	1	0	3	20
Team				2				1			
Totals	21-51	9-22	28-35	39	22	79	14	16	2	7	200
	FG%:	.412	3-PT%:	.409		FT%:	.800				

IOWA -- 70 (4 seed)

Name	FG	3-PT	FT	RB	PF	TP	A	TO	BK	S	MN
Pierce	10-18	1-3	7-10	6	5	28	6	6	0	0	39
Worley	1-2	0-0	1-2	1	5	3	1	4	1	0	20
Brunner	4-8	1-3	1-7	11	4	10	2	2	4	2	38
Horner	3-15	2-8	2-2	5	3	10	4	1	0	2	37
Boyd	5-11	3-9	0-0	2	3	13	2	2	0	1	35
Brownlee	0-0	0-0	0-0	0	1	0	0	0	0	0	5
Rand	0-0	0-0	0-0	1	0	0	0	0	0	0	2
Surgeon	0-0	0-0	0-0	0	0	0	0	0	0	0	3
Hansen	3-4	0-0	0-0	4	4	6	0	1	2	0	21
Team				5							
Totals	26-58	7-23	11-21	35	25	70	15	16	7	5	200
	FG%:	.448	3-PT%:	.304		FT%:	.524				

Score by Periods:

Michigan	32	47	79
Iowa	25	45	70

ATTENDANCE: 16,204

(15) IOWA 71, PURDUE 52

March 10, 2005, United Center, Chicago, IL

PURDUE -- 52 (10 seed)

Name	FG	3-PT	FT	RB	PF	TP	A	TO	BK	S	MN
Teague	3-10	1-5	2-4	5	1	9	2	3	0	3	40
Kiefer	2-6	0-1	0-1	7	2	4	2	2	0	0	25
Ware	4-10	0-0	4-6	9	2	12	1	2	3	0	36
Ford	3-6	2-4	0-0	0	2	8	0	0	0	0	24
McKnight	7-18	1-4	0-0	2	3	15	6	4	0	0	38
Hartley	0-1	0-1	0-0	3	1	0	0	1	0	0	10
Price	0-0	0-0	0-0	1	0	0	0	0	0	0	2
Carroll	0-0	0-0	0-2	2	2	0	2	0	0	0	4
Liddell	0-1	0-1	0-0	1	0	0	1	1	0	0	9
Davis	1-4	0-0	2-3	5	3	4	0	2	1	0	12
Team				5				1			
Totals	20-56	4-16	8-16	40	16	52	14	16	4	3	200
	FG%:	.357	3-PT%:	.250		FT%:	.500				

IOWA -- 71 (7 seed)

Name	FG	3-PT	FT	RB	PF	TP	A	TO	BK	S	MN
Haluska	6-12	3-6	2-3	6	1	17	5	2	0	1	33
Brunner	3-8	1-2	2-3	9	2	9	2	3	0	0	26
Hansen	3-6	0-0	1-3	6	2	7	1	0	2	0	20
Horner	4-10	4-7	4-6	6	2	16	8	1	1	0	33
Henderson	5-9	1-2	0-0	1	0	11	1	3	1	2	29
Angle	0-0	0-0	0-0	0	0	0	0	1	0	0	2
Thompson	2-2	0-0	0-0	5	1	4	0	0	1	0	16
Wick	0-0	0-0	0-0	0	0	0	0	0	0	0	1
Brownlee	1-2	0-1	0-1	0	1	2	3	0	0	1	9
Thomas	1-4	0-0	1-2	4	2	3	1	0	0	1	15
Reed	1-5	0-2	0-0	1	1	2	0	1	1	0	13
Gorney	0-0	0-0	0-0	0	2	0	0	0	0	0	3
Team				1							
Totals	26-58	9-20	10-18	39	14	71	21	11	6	5	200
	FG%:	.448	3-PT%:	.450		FT%:	.556				

Score by Periods:

Purdue	23	29	52
Iowa	33	38	71

ATTENDANCE: 19,066

(16) IOWA 71, MICHIGAN STATE 69

March 11, 2005, United Center, Chicago, IL

IOWA -- 71 (7 seed)

Name	FG	3-PT	FT	RB	PF	TP	A	TO	BK	S	MN
Haluska	3-8	1-3	3-3	5	5	10	3	2	0	1	37
Brunner	6-11	0-0	5-9	7	4	17	1	4	2	1	34
Hansen	0-1	0-0	2-2	1	5	2	0	1	0	1	9
Horner	6-16	4-11	0-0	3	4	16	4	7	2	2	39
Henderson	6-10	0-0	5-6	5	0	17	1	1	0	1	37
Thompson	0-1	0-0	1-2	2	2	1	1	1	0	0	11
Brownlee	0-0	0-0	1-2	1	1	1	0	0	0	0	2
Thomas	2-5	0-0	3-7	11	4	7	1	2	0	0	26
Reed	0-0	0-0	0-0	0	0	0	0	1	0	1	5
Team				4							
Totals	23-52	5-14	20-31	39	25	71	11	19	4	7	200
	FG%:	.442	3-PT%:	.357		FT%:	.645				

MICHIGAN STATE -- 69 (2 seed)

Name	FG	3-PT	FT	RB	PF	TP	A	TO	BK	S	MN
Ager	1-9	0-5	3-4	4	0	5	3	2	1	0	27
Anderson	6-8	1-2	5-10	4	4	18	1	2	2	1	30
Davis	5-12	0-0	4-6	8	4	14	4	2	1	0	30
Brown	5-10	3-4	1-2	4	2	14	2	1	1	0	31
Neitzel	1-4	0-1	0-0	1	3	2	2	1	0	0	15
Hill	2-4	0-1	0-0	5	2	4	1	3	0	1	19
Trannon	2-5	0-0	0-5	5	3	4	0	1	1	0	15
Torbert	2-5	2-2	2-3	2	5	8	1	2	2	0	23
Bogarakos	0-1	0-0	0-0	0	3	0	0	0	0	0	5
Naymick	0-0	0-0	0-0	0	1	0	0	0	0	0	5
Team				5							
Totals	24-58	6-15	15-30	38	27	69	14	14	8	2	200
	FG%:	.414	3-PT%:	.400		FT%:	.500				

Score by Periods:

Iowa	34	37	71
Michigan State	30	39	69

ATTENDANCE: 21,517



IOWA HAWKEYE BASKETBALL

Iowa's Big Ten Tournament Summaries

(17) WISCONSIN 59, IOWA 56

March 15, 2005, United Center, Chicago, IL

IOWA -- 56 (7 seed)

Name	FG	3-PT	FT	RB	PF	TP	A	TO	BK	S	MN
Haluska	4-8	2-6	0-1	3	2	10	3	2	1	0	36
Brunner	7-12	0-1	4-5	7	1	18	1	3	2	0	36
Hansen	2-4	0-0	5-6	6	3	9	0	2	3	1	24
Horner	4-12	2-8	2-2	3	1	12	6	2	0	0	39
Henderson	3-6	0-1	1-1	5	4	7	1	2	0	1	32
Thompson	0-0	0-0	0-0	1	0	0	0	0	0	0	9
Brownlee	0-0	0-0	0-0	1	1	0	0	1	1	0	5
Thomas	0-0	0-0	0-0	2	3	0	0	1	0	0	10
Reed	0-2	0-1	0-0	1	0	0	1	0	0	0	8
Gorney	0-0	0-0	0-0	0	0	0	0	0	0	0	1
Team				3							
Totals	20-44	4-17	12-15	32	16	56	13	13	6	2	200
FG%:	.455	3-PT%:	.235			FT%:	.800				

WISCONSIN -- 59 (3 seed)

Name	FG	3-PT	FT	RB	PF	TP	A	TO	BK	S	MN
Tucker	7-12	1-3	5-8	3	1	20	4	0	0	2	31
Wilkinson	4-7	1-2	0-1	6	4	9	1	1	1	2	24
Helmigk	1-2	0-0	0-0	3	2	2	0	2	0	0	11
Chambliss	1-8	1-5	0-0	2	1	3	4	0	0	0	24
Hanson	1-3	0-2	0-0	1	4	2	2	0	0	0	22
Nixon	0-0	0-0	0-0	2	0	0	1	1	0	0	8
Flowers	0-1	0-1	0-1	2	0	0	1	0	0	1	14
Taylor	2-6	1-2	0-0	3	2	5	2	1	0	2	29
Butch	0-2	0-1	1-2	0	0	1	0	0	0	0	5
Morley	7-15	3-6	0-0	6	3	17	1	0	0	1	32
Team				3				1			
Totals	23-56	7-22	6-12	31	17	59	16	6	1	8	200
FG%:	.411	3-PT%:	.318			FT%:	.500				

Score by Periods:

Iowa	26	30	56
Wisconsin	27	32	59

ATTENDANCE: 23,697

(18) IOWA 67, MINNESOTA 57

March 10, 2006, Consecro Fieldhouse, Indianapolis, IN

MINNESOTA -- 57 (10 seed)

Name	FG	3-PT	FT	RB	PF	TP	A	TO	BK	S	MN
Hargrow	1-7	0-3	5-6	1	1	7	1	4	0	1	26
Grier	13-24	0-3	3-3	4	2	29	1	3	0	4	40
Stamper	3-6	0-0	0-0	5	1	6	0	3	0	0	22
Boone	2-8	2-8	3-4	2	56	9	2	0	0	1	33
Puchtel	2-4	0-0	0-1	9	4	4	2	0	1	0	33
Coleman	1-4	0-0	0-0	3	1	2	0	0	1	1	18
Tucker	0-2	0-0	0-0	0	2	0	1	0	0	1	6
Abu-Shamala	0-4	0-2	0-0	4	3	0	1	0	0	0	16
Tollackson	0-2	0-0	0-0	0	0	0	0	1	0	0	6
Team				7							
Totals	22-61	2-16	11-14	35	19	57	8	11	2	8	200
FG%:	.361	3-PT%:	.125			FT%:	.786				

IOWA -- 67 (2 seed)

Name	FG	3-PT	FT	RB	PF	TP	A	TO	BK	S	MN
Haluska	3-6	1-3	0-0	4	2	7	1	6	1	1	36
Horner	8-13	6-9	4-6	6	1	26	6	3	0	5	40
Hasen	3-3	0-0	3-3	8	3	9	2	1	3	0	20
Henderson	2-4	1-1	0-2	2	4	5	3	2	0	1	33
Brunner	5-9	0-1	6-9	0	3	16	0	3	2	2	34
Thompson	0-1	0-0	0-0	1	0	0	0	1	0	0	9
Freeman	0-4	0-2	0-0	0	0	0	1	1	0	0	7
Thomas	2-4	0-0	0-0	7	1	4	3	2	0	0	20
Reed	0-0	0-0	0-0	0	0	0	0	0	0	0	1
Team				4							
Totals	23-44	8-16	13-20	32	14	67	16	18	6	9	200
FG%:	.448	3-PT%:	.304			FT%:	.524				

Score by Periods:

Minnesota	30	27	57
Iowa	30	37	67

ATTENDANCE: 18,730

(19) IOWA 53, MICHIGAN STATE 48

March 11, 2006, Consecro Fieldhouse, Indianapolis, IN

MICHIGAN STATE -- 48 (6 seed)

Name	FG	3-PT	FT	RB	PF	TP	A	TO	BK	S	MN
Brown	3-16	2-9	0-0	5	3	8	1	2	0	0	36
Neitzel	0-7	0-4	0-0	2	4	0	6	3	0	1	29
Ager	8-18	5-10	0-1	4	4	21	0	4	0	0	34
Suton	0-2	0-0	0-0	1	1	0	0	1	0	0	17
Davis	2-5	0-0	9-11	10	4	13	1	5	0	2	33
Walton	0-1	0-0	0-0	0	2	0	1	1	0	3	18
Aerts	0-0	0-0	0-0	0	0	0	0	0	0	0	1
Tannon	2-4	0-0	2-4	6	4	6	0	1	0	0	27
Hamo	0-0	0-0	0-0	0	0	0	0	0	0	0	1
Rowley	0-0	0-0	0-0	1	0	0	0	0	0	0	4
Team				8				1			
Totals	15-53	7-23	11-16	37	22	48	9	18	0	6	200
FG%:	.283	3-PT%:	.304			FT%:	.688				

IOWA -- 53 (2 seed)

Name	FG	3-PT	FT	RB	PF	TP	A	TO	BK	S	MN
Haluska	1-8	0-3	7-8	5	2	9	1	0	0	2	31
Horner	4-12	2-6	4-4	3	0	14	2	3	0	0	40
Hansen	1-3	0-0	1-2	4	5	3	0	2	3	0	18
Henderson	3-6	0-0	5-5	4	2	11	2	4	1	3	36
Brunner	4-10	0-1	4-8	5	2	12	2	2	1	0	33
Thompson	0-0	0-0	0-0	2	0	0	0	1	0	0	8
Freeman	0-0	0-0	0-0	1	0	0	1	1	0	1	13
Thomas	2-2	0-0	0-0	3	2	4	0	1	0	1	17
Gorney	0-0	0-0	0-0	1	0	0	0	0	0	0	4
Team				4							
Totals	15-41	2-10	21-27	32	13	53	8	14	5	7	200
FG%:	.366	3-PT%:	.200			FT%:	.778				

Score by Periods:

Michigan State	25	23	48
Iowa	22	31	53

ATTENDANCE: 18,730

(20) IOWA 67, OHIO STATE 60

March 12, 2006, Consecro Fieldhouse, Indianapolis, IN

IOWA -- 67 (2 seed)

Name	FG	3-PT	FT	RB	PF	TP	A	TO	BK	S	MN
Haluska	5-12	2-5	3-4	8	4	15	2	1	0	0	35
Horner	7-14	2-8	0-0	5	2	16	10	2	0	0	38
Hansen	5-8	0-0	0-0	5	2	10	0	1	2	1	22
Henderson	3-7	1-1	0-0	2	2	7	0	1	0	1	30
Brunner	3-10	0-1	4-7	8	4	10	3	5	0	0	34
Thompson	1-1	1-1	0-0	1	1	3	2	1	0	0	7
Freeman	2-2	1-1	0-0	3	1	5	1	0	0	0	16
Thomas	0-1	0-0	1-2	2	0	1	0	0	0	0	18
Team				7							
Totals	26-55	7-17	8-13	41	16	67	18	11	2	2	200
FG%:	.473	3-PT%:	.412			FT%:	.615				

OHIO STATE -- 60 (1 seed)

Name	FG	3-PT	FT	RB	PF	TP	A	TO	BK	S	MN
Sullinger	6-9	0-3	3-5	7	4	15	1	3	0	1	38
Butler	7-12	2-6	3-4	2	1	19	6	2	0	1	38
Foster	2-12	2-20	0-1	3	1	6	2	0	0	3	37
Dials	4-8	0-0	2-3	9	4	10	0	1	1	0	22
Sylvester	2-6	1-4	0-0	2	4	5	0	1	0	1	21
Harris	0-2	0-2	0-0	0	2	0	0	0	0	1	16
Lewis	1-4	1-3	2-4	3	1	5	0	1	1	0	28
Team				2							
Totals	23-56	5-17	5-15	28	13	59	12	10	4	12	200
FG%:	.415	3-PT%:	.214			FT%:	.588				

Score by Periods:

Iowa	34	33	67
Ohio State	37	53	60

ATTENDANCE: 17,591





IOWA HAWKEYE BASKETBALL

Iowa's Big Ten Tournament Summaries

(21) PURDUE 74, IOWA 55

March 9, 2007, United Center, Chicago, IL

PURDUE -- 74 (5 seed)

Name	FG	3-PT	FT	RB	PF	TP	A	TO	BK	S	MN
Watt	2-9	0-0	1-3	4	3	5	3	1	0	1	28
Landry	6-11	1-1	7-11	11	3	20	2	4	4	2	38
Teague	4-10	2-3	5-6	8	3	15	1	4	0	0	26
Kramer	2-4	0-0	2-2	2	2	6	2	1	0	1	32
Grant	1-3	1-2	0-0	1	3	3	1	2	0	0	15
Riddell	0-0	0-0	0-0	0	0	0	0	0	0	0	1
Crump	5-6	0-1	3-4	1	3	13	1	3	0	0	20
Green	4-5	1-2	0-0	3	1	9	0	1	2	2	20
Uchandu	0-0	0-0	0-0	0	0	0	0	0	0	0	1
Harley	0-0	0-0	0-0	1	0	0	0	0	0	0	1
Lutz	1-2	1-2	0-0	0	4	3	3	0	0	2	17
Graft	0-0	0-0	0-0	0	0	0	0	0	0	0	1
Team				7				1			
Totals	25-50	6-11	18-27	38	22	74	13	17	6	8	200
	FG%:	.500		3-PT%:	.545			FT%:			.692

IOWA -- 55 (4 seed)

Name	FG	3-PT	FT	RB	PF	TP	A	TO	BK	S	MN
Smith	8-14	0-1	1-4	7	2	17	1	6	2	1	37
Tate	0-0	0-0	1-2	3	4	1	0	0	0	1	17
Looby	2-4	0-0	0-0	6	4	4	0	3	5	1	21
Haluska	4-16	1-5	5-7	6	3	14	3	1	0	1	35
Freeman	3-9	0-3	5-7	4	3	11	3	0	1	2	33
Crawford	0-0	0-0	0-0	0	0	0	0	0	0	0	1
Wessels	0-0	0-0	0-0	0	0	0	0	0	0	0	1
Bohall	0-0	0-0	0-0	0	0	0	0	0	0	0	1
Johnson	1-2	0-1	0-2	1	4	2	1	2	1	0	21
Henderson	1-2	0-0	0-2	0	1	2	2	2	0	0	18
Angle	1-1	0-0	0-0	0	0	2	0	0	0	0	3
Gorney	1-3	0-0	0-0	0	1	2	0	2	0	1	12
Team				2							
Totals	21-51	1-10	12-24	29	22	55	10	16	9	7	200
	FG%:	.412		3-PT%:	.100			FT%:			.500

Score by Periods:

Purdue	43	31	74
Iowa	30	25	55

ATTENDANCE: 18,103

(22) MICHIGAN 55, IOWA 47

March 13, 2008, Consecro Fieldhouse, Indianapolis, IN

MICHIGAN -- 55 (9 seed)

Name	FG	3-PT	FT	RB	PF	TP	A	TO	BK	S	MN
Wright	3-9	3-8	0-0	3	2	9	2	1	1	2	32
Sims	5-10	2-5	2-2	10	4	14	0	1	0	1	27
Udoh	1-4	0-0	0-0	4	4	2	1	1	3	2	27
Harris	6-15	2-4	5-6	2	3	19	3	3	2	0	37
Grady	1-3	1-2	1-3	1	2	4	3	2	0	0	32
Lee	1-2	0-1	0-0	0	2	2	1	1	0	1	8
Merritt	0-1	0-1	0-0	0	2	0	0	0	0	0	3
Shepherd	0-0	0-0	0-0	0	0	0	0	1	0	0	7
Coleman	0-2	0-1	0-0	3	1	0	0	0	0	0	14
Gibson	2-5	0-2	1-1	4	3	5	1	1	1	0	13
Team				4							
Totals	19-51	8-24	9-12	31	33	55	11	12	7	6	200
	FG%:	.373		3-PT%:	.333			FT%:			.750

IOWA -- 47 (8 seed)

Name	FG	3-PT	FT	RB	PF	TP	A	TO	BK	S	MN
Tate	3-6	0-0	10-17	11	4	16	0	4	1	2	37
Gorney	1-6	0-0	2-2	8	3	4	1	0	0	0	37
Freeman	3-9	0-5	3-4	2	2	9	0	2	1	0	32
Johnson	2-12	1-9	0-0	4	1	5	2	2	0	1	37
Kelly	5-11	1-2	0-0	1	4	11	0	4	0	1	36
Bohall	0-0	0-0	0-0	0	1	0	0	0	0	0	2
Peterson	1-3	0-1	0-0	3	2	2	1	1	0	1	15
Looby	0-0	0-0	0-0	0	0	0	0	1	0	0	4
Team				9							
Totals	15-47	2-17	15-23	38	17	47	4	15	2	5	200
	FG%:	.319		3-PT%:	.118			FT%:			.652

Score by Periods:

Michigan	34	21	55
Iowa	25	22	47

ATTENDANCE: 13,852

(23) MICHIGAN 74, IOWA 45

March 12, 2009, Consecro Fieldhouse, Indianapolis, IN

MICHIGAN -- 73 (7 seed)

Name	FG	3-PT	FT	RB	PF	TP	A	TO	BK	S	MN
Novak	1-2	1-2	0-0	2	1	3	3	1	0	1	31
Douglass	3-6	2-4	0-0	4	1	8	2	0	1	1	25
Lee	1-2	0-1	0-0	1	4	2	5	2	0	1	21
Harris	7-11	3-5	1-1	7	1	18	8	4	1	1	34
Sims	12-16	1-2	2-2	2	1	27	1	1	0	3	30
Wright	0-0	0-0	0-0	2	0	0	0	1	0	1	8
Merritt	1-2	1-2	2-2	0	3	5	1	1	0	1	18
Shepherd	0-0	0-0	0-0	1	0	0	0	0	0	0	5
Puls	0-1	0-1	0-0	0	1	0	0	0	0	0	1
Lucas-Perry	2-4	2-4	0-0	4	0	6	2	0	0	0	15
Gibson	2-5	0-1	0-0	0	1	4	0	1	1	0	9
Grady	0-0	0-0	0-0	0	0	0	0	0	0	0	3
Totals	29-49	10-22	5-5	23	13	73	22	11	3	9	200
	FG%:	.592		3-PT%:	.455			FT%:			1.000

IOWA -- 45 (10 seed)

Name	FG	3-PT	FT	RB	PF	TP	A	TO	BK	S	MN
Gatens	1-10	0-3	0-0	2	2	2	1	4	0	3	31
Bawinkel	2-3	2-3	0-0	2	0	6	2	2	0	1	37
Fuller	3-8	1-5	0-0	6	1	7	0	2	0	0	25
Kelly	3-11	1-4	3-4	7	4	10	2	5	0	0	37
Cole	2-5	0-0	4-4	3	3	8	0	2	0	0	24
Angle	0-1	0-1	0-0	0	0	0	1	0	0	0	3
Davis	0-2	0-1	0-0	2	0	0	1	0	1	0	17
Tate	4-5	0-0	4-6	4	2	12	1	1	0	1	26
Team				2							
Totals	15-45	4-17	11-14	28	12	45	8	17	1	5	200
	FG%:	.333		3-PT%:	.235			FT%:			.786

Score by Periods:

Michigan	40	33	73
Iowa	19	26	45

ATTENDANCE: 12,174

(24) MICHIGAN 59, IOWA 52

March 11, 2010, Consecro Fieldhouse, Indianapolis, IN

MICHIGAN -- 59 (8 seed)

Name	FG	3-PT	FT	RB	PF	TP	A	TO	BK	S	MN
Novak	1-8	1-6	0-0	3	3	3	2	0	0	1	37
Douglass	1-3	1-3	2-2	4	1	5	3	0	0	0	40
Harris	6-14	1-5	9-10	9	3	22	2	5	0	3	38
Morris	0-1	0-1	0-1	3	2	0	0	1	0	1	30
Sims	6-13	1-4	1-2	4	1	14	0	2	1	1	30
Wright	1-2	1-2	0-0	1	0	3	0	0	0	0	9
Lucas-Perry	2-5	1-4	0-0	1	4	5	3	0	0	0	16
Gibson	2-4	0-0	3-3	3	0	7	0	0	0	0	11
Team				3							
Totals	19-50	6-25	15-18	31	14	59	13	8	1	6	200
	FG%:	.380		3-PT%:	.240			FT%:			.833

IOWA -- 52 (9 seed)

Name	FG	3-PT	FT	RB	PF	TP	A	TO	BK	S	MN
Payne	9-16	5-10	2-2	2	2	25	1	3	0	1	39
Gatens	3-10	0-5	1-1	4	4	7	4	3	0	2	34
Fuller	5-10	0-0	0-0	13	1	10	0	2	1	0	39
May	2-10	0-4	0-0	3	1	4	1	0	0	0	36
Cole	2-5	0-0	0-1	6	3	4	2	4	2	1	23
Bawinkel	0-1	0-1	0-0	1	0	0	0	1	0	0	9
Brommer	0-3	0-0	0-0	2	2	0	0	0	0	1	0
Lickliter	0-0	0-0	0-0	0	1	0	0	0	0	0	2
Cougill	1-1	0-0	0-0	2	0	2	1	0	0	0	6
Team				5							
Totals	22-56	5-20	3-4	38	16	52	9	14	4	4	200
	FG%:	.393		3-PT%:	.250			FT%:			.750

Score by Periods:

Michigan	32	27	59
Iowa	23	29	52

ATTENDANCE: 14,833





IOWA HAWKEYE BASKETBALL

Iowa's Big Ten Tournament Summaries

(25) MICHIGAN STATE 66, IOWA 61

March 10, 2011, Conseco Fieldhouse, Indianapolis, IN

MICHIGAN STATE - - 66 (7 seed)

Name	FG	3-PT	FT	RB	PF	TP	A	TO	BK	S	MN
Lucas	3-11	0-4	5-6	3	1	11	4	1	0	0	35
Payne	2-4	0-0	2-3	3	0	6	0	0	1	0	8
Summers	2-6	1-3	4-4	3	3	9	0	4	0	2	29
Kebler	0-0	0-0	0-0	0	0	0	1	0	0	2	18
Green	10-23	1-4	0-0	14	2	21	4	4	2	2	33
Roe	0-3	0-0	5-8	5	2	5	3	0	0	1	23
Appling	3-5	2-3	2-2	3	2	10	0	3	0	1	25
Thornton	0-0	0-0	0-0	3	3	0	0	0	0	0	15
Nix	1-1	0-0	0-0	1	1	2	0	1	1	0	5
Sherman	1-1	0-0	0-0	2	0	2	0	2	1	1	9
Totals	22-54	4-14	18-23	39	14	66	12	15	5	9	200
	FG%: .407		3-PT%: .286					FT%: .783			

IOWA - - 61 (10 seed)

Name	FG	3-PT	FT	RB	PF	TP	A	TO	BK	S	MN
Gatens	5-10	1-3	2-2	2	3	13	1	0	0	1	35
Basabe	3-5	0-0	0-0	2	3	6	0	3	0	0	14
Marble	2-4	0-0	2-2	0	1	6	1	2	0	2	27
Cartwright	5-15	1-2	3-3	7	1	14	6	3	0	0	33
Cole	2-6	0-0	4-7	6	3	8	1	3	1	1	36
May	2-4	1-2	2-3	3	1	7	2	1	0	3	21
Archie	0-4	0-0	0-0	3	0	0	0	0	0	1	9
McCabe	2-5	1-2	0-0	4	2	5	0	0	0	0	13
Brommer	1-3	0-0	0-0	2	1	2	0	1	0	0	10
Stoermer	0-0	0-0	0-0	1	0	0	0	0	0	0	2
Team				2							
Totals	22-56	4-9	13-17	31	16	61	11	13	1	8	200
	FG%: .393		3-PT%: .444					FT%: .765			

Score by Periods:

Michigan State	33	30	61
Iowa	33	33	66

ATTENDANCE: 16,264

Hawkeye Scorecard



#0
GABRIEL OLASENI
C, 6-10, 225, Fr.



#1
MELSAHN BASABE
F, 6-7, 225, So.



#2
JOSH OGLESBY
G, 6-5, 190, Fr.



#3
CODY COX
F, 6-4, 196, So.



#4
ROY DEVYN MARBLE
G/F, 6-6, 194, So.




#5
MATT GATENS
G, 6-5, 212, Sr.



#11
CHRIS RICKERT
F, 6-3, 180, Jr.



#13
KYLE DENNING
G, 6-2, 175, Fr.



#14
STEPHEN McCARTY
G, 6-0, 160, So.



#15
ZACH McCABE
F, 6-7, 232, So.



#20
ANDREW BROMMER
F, 6-9, 247, Sr.




#24
BRYCE CARTWRIGHT
G, 6-1, 188, Sr.



#25
ERIC MAY
G/F, 6-5, 217, Jr.



#30
AARON WHITE
F, 6-8, 225, Fr.



#32
BRANDEN STUBBS
G, 6-2, 175, So.



#34
DARIUS STOKES
F, 6-7, 203, Fr.-RS



#35
DEVON ARCHIE
F, 6-9, 222, Sr.



FRAN McCAFFERY
Head Coach

