

2013-14 IOWA HAWKEYE BASKETBALL GAME NOTES



3 Final Fours
8 Big Ten Championships
2 Big Ten Tournament Titles

GAME 18 // MINNESOTA (14-4, 3-2) at #14/16 IOWA (14-3, 3-1)
Sunday, Jan. 19, 2014 • 12:01 p.m. (CT)
Mediacom Court at Carver-Hawkeye Arena • Iowa City, Iowa
Radio: Hawkeye Radio Network; Sirius 91 and XM 91
Radio Talent: Gary Dolphin (pxp), Bob Hansen (analyst)
TV: BTN (BTN2GO)
Announcers: Eric Collins and Shon Morris
Live Stats / Audio: hawkeyesports.com
Tickets: SOLD OUT

Iowa Athletic Communications

5300 Carver-Hawkeye Arena, Iowa City, IA 52242
Phone: 319-335-9411 • Fax: 319-335-9417
hawkeyesports.com • hawkeyebasketball.com

MBB CONTACT: MATTHEW WEITZEL

office: 319-335-6590 • **cell:** 319-430-8176
email: matthew-weitzel@hawkeyesports.com
Twitter: @BigWeitz

2013-14 Schedule / Results 14-3 Overall, 3-1 Big Ten

| | | |
|----------|------------------------|-------------------|
| Nov. 8 | UNC Wilmington | W, 82-39 |
| Nov. 10 | Nebraska-Omaha | W, 83-75 |
| Nov. 14 | Maryland Eastern Shore | W, 109-63 |
| Nov. 17 | Abilene Christian | W, 103-41 |
| Nov. 22 | Penn | W, 86-55 |
| Nov. 28 | vs. Xavier # | W, 77-74 (OT) |
| Nov. 29 | vs. UTEP # | W, 89-53 |
| Nov. 30 | vs. Villanova # | L, 83-88 (OT) |
| Dec. 3 | Notre Dame % | W, 98-93 |
| Dec. 7 | vs. Drake * | W, 83-66 |
| Dec. 9 | Fairleigh Dickinson | W, 92-59 |
| Dec. 13 | at #16/17 Iowa State + | L, 82-85 |
| Dec. 22 | Arkansas-Pine Bluff | W, 86-61 |
| Dec. 31 | Nebraska | W, 67-57 |
| Jan. 5 | at #4/5 Wisconsin | L, 71-75 |
| Jan. 9 | Northwestern | W, 93-67 |
| Jan. 12 | at #3/3 Ohio State | W, 84-74 |
| Jan. 19 | Minnesota | 12:01 p.m. |
| Jan. 22 | at Michigan | 6 p.m. |
| Jan. 25 | at Northwestern | 11 a.m. |
| Jan. 28 | Michigan State | 6 p.m. |
| Feb. 1 | at Illinois | 6:30 p.m. |
| Feb. 4 | Ohio State | 6 p.m. |
| Feb. 8 | Michigan | 1 p.m. |
| Feb. 15 | at Penn State | Noon |
| Feb. 18 | at Indiana | 8 p.m. |
| Feb. 22 | Wisconsin | 11 a.m. |
| Feb. 25 | at Minnesota | 6 p.m. |
| Mar. 1/2 | Purdue | 7:15/3 p.m. |
| March 6 | at Michigan State | 8 p.m. |
| Mar. 8/9 | Illinois | 7:30/3:30 p.m. |
| March 14 | at Big Ten Tournament | TBD |
| March 15 | at Big Ten Tournament | TBD |
| March 16 | at Big Ten Tournament | TBD |
| March 17 | at Big Ten Tournament | TBD |

all times listed are central

-- Battle 4 Atlantis - Nassau, Bahamas

% -- Big Ten / ACC Challenge

+ -- Iowa Corn Cy-Hawk Series

* -- Hy-Vee Big Four Classic - Des Moines, Iowa

Pronunciation Guide

| | |
|-----------------|-----------------|
| Kirk Speraw | SPEAR-awe |
| Melsahn Basabe | Bah-SAAB-ee |
| Mike Gesell | GAH-zelle |
| Peter Jok | JOCK |
| Josh Oglesby | Oh-gulls-BEE |
| Gabriel Olaseni | Oh-lah-SHANE-ee |
| Okey Okah | Oh-Kay Ooh-kuh |
| Jarrod Uthoff | YOU-toff |



IOWA HAWKEYES

2013-14 Record: 14-3
Big Ten Record: 3-1
Head Coach: Fran McCaffery
Career Record: 319-230 (18th year)
Iowa Record: 68-53 (4th year)

STATISTICAL LEADERS

Points: Roy Devyn Marble (16.4)
Rebounds: Melsahn Basabe (6.8)
Assists: Mike Gesell (3.7)
Steals: Roy Devyn Marble (2.2)
Blocks: Gabriel Olaseni (1.5)

GAME INFORMATION

Date: Sunday, Jan. 19, 2014
Tip-off: 12:01 p.m. (CT)
Location: Iowa City, Iowa
Arena: Carver-Hawkeye Arena
TV: BTN (BTN2GO)
Radio: Sirius 91 & XM 91;
Hawkeye Radio Network
WMT-AM 600 (Cedar Rapids)
WHO-AM 1040 (Des Moines)
KXIC-AM 800 (Iowa City)

SERIES

Series: Minnesota leads, 101-91
at Iowa City: Iowa leads, 54-40
Last Meeting: Feb. 17, 2013 (UI, 72-51)
McCaffery vs. Minnesota: 3-5
Pitino vs. Iowa: 0-0

MULTIMEDIA

Audio / Live Stats: hawkeyesports.com
Twitter Updates: @IowaHoops



MINNESOTA GOLDEN GOPHERS

2013-14 Record: 14-4
Big Ten: 3-2
Head Coach: Richard Pitino
Career Record: 32-18 (2nd year)
UM Record: 14-4 (1st year)

STATISTICAL LEADERS

Points: Andre Hollins (15.9)
Rebounds: Elliott Eliason (8.9)
Assists: DeAndre Mathieu (4.4)
Steals: DeAndre Mathieu (1.9)
Blocks: Elliott Eliason (2.7)

Game #18 Storylines

- Iowa has started 3-1 in league play for the first time since the 2005-06 campaign. That season was the last time the Hawkeyes played in the NCAA Tournament.
- Iowa has won 19 straight home games -- the Carver-Hawkeye Arena record is 21.
- Roy Devyn Marble is the reigning Big Ten Player of the Week after averaging 18.5 points, 4.5 assists and 3.5 steals in wins over Northwestern and at No. 3 Ohio State.
- The win over No. 3 Ohio State last Sunday marked Iowa's first over a top-five team since an 83-65 victory at second-ranked Missouri on Dec. 15, 2001, in Columbia, Mo.
- The first 1,500 fans Sunday will receive a free "Rock & Roll Fan" Fran McCaffery bobblehead.
- Senior Melsahn Basabe has posted double-doubles in Iowa's last two games (NW and OSU).
- Iowa's three losses have come to teams with a combined 45-3 record (Villanova, Iowa State and Wisconsin) -- with each loss coming by five points or less.
- Junior forward Aaron White ranks first in the Big Ten in field goal percentage (.653) and fourth in free throw percentage (.850).
- Roy Devyn Marble is only the second Hawkeye to amass 1,400+ points, 325+ assists and 400+ rebounds (Jeff Horner).
- Iowa has scored 82 points or more in all but three games this season.

Iowa Projected Starting Lineup (Based on last game's starters)



G • 10 • Mike Gesell
6-1 • 190 • So. • South Sioux City, NE

| PTS | AST | FG% | FT% |
|-----|-----|------|------|
| 6.8 | 3.7 | .392 | .656 |



F • 30 • Aaron White
6-9 • 220 • Jr. • Strongsville, OH

| PTS | REB | FG% | FT% |
|------|-----|------|------|
| 13.8 | 6.6 | .653 | .850 |



G • 4 • Roy Devyn Marble
6-6 • 200 • Sr. • Southfield, MI

| PTS | REB | FG% | FT% |
|------|-----|------|------|
| 16.4 | 3.6 | .425 | .652 |



F • 1 • Melsahn Basabe
6-7 • 220 • Sr. • Glen Cove, NY

| PTS | REB | FG% | FT% |
|-----|-----|------|------|
| 7.8 | 6.8 | .562 | .627 |



C • 34 • Adam Woodbury
7-1 • 240 • So. • Sioux City, IA

| PTS | REB | FG% | FT% |
|-----|-----|------|------|
| 5.7 | 4.1 | .507 | .742 |



Inside The Numbers

| | IOWA | MINN |
|--------------------|-------|------|
| Scoring Average | 86.4 | 75.2 |
| Scoring Defense | 66.2 | 66.3 |
| Scoring Margin | +20.2 | +8.9 |
| FG% | .475 | .436 |
| FG% Defense | .368 | .412 |
| FT% | .724 | .755 |
| 3-PT FG% | .377 | .346 |
| 3-PT FG% Defense | .281 | .306 |
| Rebound Margin | +9.8 | +3.7 |
| Assists Per Game | 17.4 | 14.4 |
| Turnovers Per Game | 11.9 | 11.7 |
| Steals Per Game | 7.2 | 8.4 |
| Blocks Per Game | 5.6 | 4.9 |

Miscellaneous Statistics

| Double-Figure Scoring Games... | | | | | |
|--------------------------------|-------|-------|-------|-------|--------|
| Player | 10-11 | 11-12 | 12-13 | 13-14 | Career |
| Roy Devyn Marble | 5 | 23 | 28 | 13 | 69 |
| Aaron White | --- | 18 | 26 | 11 | 55 |
| Melsahn Basabe | 17 | 14 | 9 | 6 | 46 |
| Zach McCabe | 4 | 10 | 6 | 8 | 28 |
| Mike Gesell | --- | --- | 14 | 5 | 19 |
| Josh Oglesby | --- | 6 | 6 | 1 | 13 |
| Jarrold Uthoff | --- | --- | --- | 10 | 10 |
| Adam Woodbury | --- | --- | 6 | 2 | 8 |
| Peter Jok | --- | --- | --- | 6 | 6 |
| Gabriel Olaseni | --- | --- | 1 | 4 | 5 |
| Anthony Clemmons | --- | --- | 4 | 1 | 5 |

| 20-Point Scoring Games... | | | | | |
|---------------------------|-------|-------|-------|-------|--------|
| Player | 10-11 | 11-12 | 12-13 | 13-14 | Career |
| Roy Devyn Marble | --- | 2 | 11 | 5 | 18 |
| Aaron White | --- | 2 | 4 | 4 | 10 |
| Melsahn Basabe | 5 | --- | --- | --- | 5 |
| Zach McCabe | --- | 3 | --- | --- | 3 |
| Josh Oglesby | --- | 2 | --- | --- | 2 |
| Mike Gesell | --- | --- | 1 | --- | 1 |

| Double-Figure Rebounding Games... | | | | | |
|-----------------------------------|-------|-------|-------|-------|--------|
| Player | 10-11 | 11-12 | 12-13 | 13-14 | Career |
| Melsahn Basabe | 8 | 3 | 5 | 3 | 19 |
| Aaron White | --- | 4 | 4 | 3 | 11 |
| Gabriel Olaseni | --- | --- | 1 | 2 | 3 |
| Jarrold Uthoff | --- | --- | --- | 2 | 2 |
| Zach McCabe | --- | 1 | --- | --- | 1 |
| Adam Woodbury | --- | --- | --- | 1 | 1 |

| Double-Doubles... | | | | | |
|-------------------|-------|-------|-------|-------|--------|
| Player | 10-11 | 11-12 | 12-13 | 13-14 | Career |
| Melsahn Basabe | 6 | 3 | 3 | 3 | 15 |
| Aaron White | --- | 4 | 4 | 3 | 11 |
| Gabriel Olaseni | --- | --- | --- | 2 | 2 |
| Jarrold Uthoff | --- | --- | --- | 2 | 2 |

| 4+ Three-Pointer Games... | | | | | |
|---------------------------|-------|-------|-------|-------|--------|
| Player | 10-11 | 11-12 | 12-13 | 13-14 | Career |
| Josh Oglesby | --- | 3 | 2 | 1 | 6 |
| Roy Devyn Marble | --- | 1 | 2 | 2 | 5 |
| Zach McCabe | 1 | --- | 1 | 1 | 3 |
| Mike Gesell | --- | --- | 1 | --- | 1 |

| 5+ Assists Games... | | | | | |
|---------------------|-------|-------|-------|-------|--------|
| Player | 10-11 | 11-12 | 12-13 | 13-14 | Career |
| Roy Devyn Marble | --- | 11 | 7 | 6 | 24 |
| Anthony Clemmons | --- | --- | 9 | 2 | 11 |
| Mike Gesell | --- | --- | 5 | 6 | 11 |
| Aaron White | --- | --- | --- | 2 | 2 |

| 3+ Steals Games... | | | | | |
|--------------------|-------|-------|-------|-------|--------|
| Player | 10-11 | 11-12 | 12-13 | 13-14 | Career |
| Roy Devyn Marble | --- | 7 | 5 | 7 | 19 |
| Aaron White | --- | 2 | 4 | 1 | 7 |
| Mike Gesell | --- | --- | 4 | 1 | 5 |
| Anthony Clemmons | --- | --- | 4 | --- | 4 |
| Zach McCabe | 1 | 2 | --- | --- | 3 |
| Melsahn Basabe | --- | --- | --- | 1 | 1 |

| 3+ Blocks Games... | | | | | |
|--------------------|-------|-------|-------|-------|--------|
| Player | 10-11 | 11-12 | 12-13 | 13-14 | Career |
| Melsahn Basabe | 4 | 3 | 6 | 1 | 14 |
| Gabriel Olaseni | --- | 1 | 4 | 5 | 10 |
| Adam Woodbury | --- | --- | 3 | --- | 3 |
| Aaron White | --- | 2 | 1 | --- | 3 |
| Jarrold Uthoff | --- | --- | --- | 3 | 3 |

2013-14 Margin of Victory/Defeat

| Points | 1 | 2 | 3 | 4 | 5 | 6 | 7 | 8 | 9 | 10+ | 15+ | 20+ |
|--------|---|---|---|---|---|---|---|---|---|-----|-----|-----|
| Wins | 0 | 0 | 1 | 0 | 1 | 0 | 0 | 1 | 0 | 2 | 1 | 8 |
| Losses | 0 | 0 | 1 | 1 | 1 | 0 | 0 | 0 | 0 | 0 | 0 | 0 |

THE SETTING

No. 14/16 Iowa (14-3, 3-1), who has won 19 straight home games dating back to January 2013, hosts Minnesota (14-4, 3-2) on Sunday. Tipoff is slated for 12:01 p.m. (CT) on Mediacom Court at Carver-Hawkeye Arena (15,400). The game is sold out.

Iowa has won 28-straight home games against unranked opponents, dating back to the Dayton game on March 13, 2012 -- the third-longest active streak in the Big Ten.

Sunday is the 21-year anniversary of the death of former Hawkeye Chris Street. Street was killed in an auto accident in Iowa City on Jan. 19, 1993, 15 games into his junior season.

ON THE AIR

Radio: Iowa games are broadcast on the Hawkeye Radio Network. Gary Dolphin handles the play-by-play, along with color commentator Bob Hansen. The network includes more than 40 stations that blanket the state of Iowa and include portions of Illinois, Nebraska, Minnesota, Missouri and Wisconsin. The Hawkeye Radio Network coverage includes a 60-minute pregame show.

TV: Sunday afternoon's game will be televised nationally on BTN (BTN2GO). Eric Collins and Shon Morris will call the action.

HAWKEYES WIN AT #3 OHIO STATE. 84-74

- Iowa rallied from a nine point deficit with 12:51 remaining to register its first true road win of the season, 84-74, at No. 3 Ohio State on Jan. 12 in Columbus.
- The Hawkeyes outscored the Buckeyes 22-9 the last 5:53 of the game. Furthermore, Iowa sank 10 of its final 11 free-throw attempts the last 1:26 of the contest.
- Sunday marked only the fourth time in Value City Arena history (since 1998-99) that an Ohio State opponent had five different players score 10+ points.
- Iowa joins North Carolina as the only teams with a road win against an AP top-three team this season.
- Sunday marked only the third time in the last four seasons that OSU allowed 80+ points and the first time since 2008 that a team registered 84+ points against the Buckeyes.
- Melsahn Basabe registered his second straight double-double and 15th of his career (11 points and 10 rebounds).
- Roy Devyn Marble shared game-high scoring honors with 22 points. Marble has scored 20+ points five times this season and 18 times in his career. Aaron White contributed 19 points and six rebounds, Mike Gesell netted 11 points, while Jarrod Uthoff added 10. It marked the first time since 1989 that Iowa had five double figure scores in Columbus.
- The Hawkeye defense forced 17 Ohio State turnovers and converted those miscues into 27 points. The Buckeyes entered the game averaging 11 turnovers.

2013-14 Iowa Hawkeye Roster

| No. | Name | Pos. | Ht. | Wt. | Yr. | Hometown (High School/College) |
|-----|------------------|------|------|-----|-------|--|
| 0 | Gabriel Olaseni | C | 6-10 | 225 | Jr. | London, England (Sunrise Christian Academy - Kan.) |
| 1 | Melsahn Basabe | F | 6-7 | 220 | Sr. | Glen Cove, N.Y. (St. Mark's) |
| 2 | Josh Oglesby | G | 6-5 | 208 | Jr. | Cedar Rapids, Iowa (Washington) |
| 3 | Peter Jok | G | 6-6 | 200 | Fr. | West Des Moines, Iowa (Valley) |
| 4 | Roy Devyn Marble | G | 6-6 | 200 | Sr. | Southfield, Mich. (Lathrup) |
| 5 | Anthony Clemmons | G | 6-1 | 195 | So. | Lansing, Mich. (Sexton) |
| 10 | Mike Gesell | G | 6-1 | 190 | So. | South Sioux City, Neb. (South Sioux City) |
| 13 | Kyle Denning | G | 6-2 | 160 | Jr. | Cedar Falls, Iowa (Northern University HS) |
| 15 | Zach McCabe | F | 6-7 | 235 | Sr. | Sioux City, Iowa (Bishop Heelan) |
| 20 | Jarrold Uthoff | F | 6-8 | 208 | So. | Cedar Rapids, Iowa (Jefferson) |
| 23 | Okey Ukah | F | 6-6 | 210 | Jr. | Iowa City, Iowa (West/Kirkwood CC) |
| 30 | Aaron White | F | 6-9 | 220 | Jr. | Strongsville, Ohio (Strongsville) |
| 34 | Adam Woodbury | C | 7-1 | 240 | So. | Sioux City, Iowa (East) |
| 35 | Darius Stokes | F | 6-7 | 203 | Jr. | Cedar Rapids, Iowa (Linn-Mar) |
| 42 | Kyle Meyer | F | 6-10 | 225 | Fr-RS | Alpharetta, Ga. (Northview) |

Head Coach: Fran McCaffery

Assistant Coaches: Kirk Speraw, Sherman Dillard, Andrew Francis

Head Coach Fran McCaffery

Fran McCaffery is in his fourth season as the head basketball coach at the University of Iowa and his 18th year overall as a college head coach. McCaffery spent five seasons (2005-10) as the head coach at Siena, six years at UNC-Greensboro (1999-2005) and three seasons at Lehigh (1985-88) before joining the Hawkeyes.



McCaffery has three decades of Division I coaching experience. He completed his 31st season as a collegiate coach in 2013, which includes 17 years as a head coach and 14 as an assistant.

McCaffery, 54, holds a career mark of 319-229 (.581) and guided his teams to eight postseason appearances (five NCAA, three NIT). He is 68-53 (.562) at Iowa.

Since taking over the Iowa program in 2010, the Hawkeyes have increased their win total by 15 games. McCaffery coached Iowa to 25 victories in 2013, equaling the second-most win total in program history. McCaffery has guided the Black and Gold to back-to-back NIT appearances, including a runner-up finish in 2013.

McCaffery and the Hawkeyes have made Carver-Hawkeye Arena one of the most feared arenas to play nationally. Fans have embraced McCaffery and his team's style of play with attendance increasing by 30 percent since 2010. The Hawkeyes won a school-record 18 home games a year ago, which includes 19 straight against unranked opponents dating back to 2012 -- the third-longest active streak in the Big Ten.

McCaffery's five years at Siena were the best in its 70-year history. He led the Saints on an incredible run that ended with three straight Metro Atlantic Athletic Conference championships and NCAA Tournament appearances. In so doing, Siena became the only program in the country to win its regular season and postseason title 2008-10.

McCaffery's Saints owned a 112-51 (.687) record in his five years with the program. He guided the Saints to four consecutive 20-win seasons.

The 2009 MAAC Coach of the Year and 2010 District I Coach of the Year is the third winningest coach, by percentage, in league history (68-22, .756). He is the only coach to guide a MAAC program to two NCAA Tournament wins. McCaffery led his 2008 and 2009 teams to first round NCAA Tournament victories over Vanderbilt and Ohio State, respectively.

In his final two seasons at Siena, he coached the Saints to back-to-back 27-win campaigns and boasted a combined 39-3 (.929) record against MAAC opponents, which included MAAC Tournament contests.

McCaffery began his coaching career as an assistant at Penn (1982-83) and Lehigh (1983-85). After three seasons as head coach at Lehigh, he spent 11 seasons as an assistant at Notre Dame (1988-99).

McCaffery played basketball at Wake Forest his freshman year (1977-78) and then concluded his collegiate playing career at Penn his final three seasons (1979-82).

He earned his B.S. degree in Economics from The Wharton School (Penn) in 1982. McCaffery also earned a Master of Education from Lehigh in 1985.

COACHING HONORS

NABC District I Coach of the Year, 2009-10

MAAC Coach of the Year, 2008-09

HEAD COACHING EXPERIENCE

Lehigh (1985-88):49-39 (.557); 8-6 (.571) League
UNC-Greensboro (1999-05).....90-87 (.508); 49-47 (.510) League
Siena (2005-10)112-51 (.687); 68-22 (.756) League
Iowa (2010-present):68-53 (.562); 24-34 (.414) League

McCaffery File

Born: May 23, 1959
Hometown: Philadelphia, Pa.
High School: LaSalle, 1977
College: B.S. in Economics, The Wharton School (Penn), 1982
Master of Education, Lehigh, 1985
Family: Wife, Margaret
Sons, Connor, Patrick and Jonathan Francis
Daughter, Marit Katherine
Brother, Jack (sportswriter in Philadelphia area)

Coaching Honors

MAAC Coach of the Year, 2009

NABC District I Coach of the Year, 2009-10

Coaching History (30 years)

1982-83 Assistant Coach, Penn
1983-85 Assistant Coach, Lehigh
1985-88 Head Coach, Lehigh
1988-99 Assistant Coach, Notre Dame
1999-05 Head Coach, UNC-Greensboro
2005-10 Head Coach, Siena
2010-present Head Coach, University of Iowa

Coaching Chart

Overall (17 seasons): 319-230 (.581)

At Iowa (four seasons): 68-53 (.562)

At Siena (five seasons): 112-51 (.688)

At UNCG (six seasons): 90-87 (.508)

At Lehigh (three seasons): 49-40 (.551)

NCAA Tournament (five appearances*): 2-5

NIT (three appearances): 5-3

**McCaffery is the first coach to bring three different programs from one-bid leagues to the NCAA Tournament (conferences that sent just one team the year his program advanced).*

McCaffery in Postseason Play

1988 NCAA Tournament - - Lehigh
1989 NCAA Tournament - - Notre Dame
1990 NCAA Tournament - - Notre Dame
1992 NIT - - Notre Dame
1997 NIT - - Notre Dame
2001 NCAA Tournament - - UNC-Greensboro
2002 NIT - - UNC-Greensboro
2008 NCAA Tournament - - Siena
2009 NCAA Tournament - - Siena
2010 NCAA Tournament - - Siena
2012 NIT - - Iowa
2013 NIT -- Iowa

Playing Experience

Wake Forest, 1977-78

Penn, 1979-82

2013-14 Big Ten Standings/Schedule

| Team | Big Ten | Pct. | Overall | Pct. |
|--------------|------------|-------------|-------------|-------------|
| Michigan St | 5-0 | 1.000 | 16-1 | .941 |
| Michigan | 4-0 | 1.000 | 12-4 | .750 |
| Wisconsin | 3-1 | .750 | 16-1 | .941 |
| IOWA | 3-1 | .750 | 14-3 | .824 |
| Minnesota | 3-2 | .600 | 14-4 | .778 |
| Indiana | 2-2 | .500 | 12-5 | .706 |
| Purdue | 2-2 | .500 | 12-5 | .706 |
| Ohio State | 2-3 | .400 | 15-3 | .833 |
| Illinois | 2-3 | .400 | 13-5 | .722 |
| Northwestern | 1-4 | .200 | 8-10 | .444 |
| Penn State | 0-5 | .000 | 9-9 | .500 |
| Nebraska | 0-4 | .000 | 8-8 | .500 |

Saturday, Jan. 18

Northwestern at Indiana, 1:30 p.m. (BTN)

Michigan at Wisconsin, 5 p.m. (ESPN)

Penn State at Purdue, 6 p.m. (ESPNU)

Michigan State at Illinois, 7 p.m. (BTN)

Sunday, Jan. 19

Minnesota at Iowa, 12 p.m. (BTN)

Monday, Jan. 20

Ohio State at Nebraska, 6 p.m. (BTN)

Tuesday, Jan. 21

Indiana at Michigan State, 6 p.m. (ESPN)

Purdue at Northwestern, 8 p.m. (BTN)

Wednesday, Jan. 22

Iowa at Michigan, 6 p.m. (ESPN)

Wisconsin at Minnesota, 8 p.m. (BTN)

National Rankings

Coaches Poll

Jan. 13

| | |
|------------------------|------------|
| 1. Arizona..... | 798 |
| 2. Syracuse..... | 766 |
| 3. Wisconsin | 724 |
| 4. Michigan St..... | 718 |
| 5. Wichita State | 666 |
| 6. Villanova..... | 598 |
| 7. Florida..... | 573 |
| 8. Oklahoma State .. | 517 |
| 9. Ohio State | 516 |
| 11. San Diego State.. | 481 |
| 12. Kentucky..... | 424 |
| 13. Baylor | 413 |
| 14. Louisville..... | 393 |
| 15. UMass..... | 330 |
| 16. IOWA | 297 |
| 17. Memphis | 274 |
| 18. Kansas..... | 272 |
| 19. Creighton | 216 |
| 20. Duke | 163 |
| 21. Pittsburgh | 144 |
| 22. Colorado | 103 |
| 23. Cincinnati..... | 87 |
| 24. Gonzaga | 82 |
| 25. UCLA | 74 |

Associated Press Poll

Jan. 13

| | |
|-----------------------|------------|
| 1. Arizona..... | 1,621 |
| 2. Syracuse..... | 1,560 |
| 3. Wisconsin | 1,482 |
| 4. Michigan St..... | 1,442 |
| 5. Wichita State .. | 1,300 |
| 6. Villanova..... | 1,289 |
| 7. Florida..... | 1,205 |
| 8. Iowa State..... | 1,048 |
| 9. Oklahoma St ... | 1,046 |
| 10. San Diego St.... | 1,020 |
| 11. Ohio State..... | 979 |
| 12. Baylor | 952 |
| 13. Kentucky | 912 |
| 14. IOWA | 831 |
| 15. Kansas..... | 686 |
| 16. UMass..... | 364 |
| 17. Memphis | 536 |
| 18. Louisville..... | 525 |
| 19. Cincinnati..... | 405 |
| 20. Creighton | 329 |
| 21. Colorado | 328 |
| 22. Pittsburgh | 299 |
| 23. Duke | 193 |
| 24. Saint Louis | 148 |
| 25. Oklahoma | 103 |
| 25. UCLA | 103 |

2013-14 Captains

Iowa captains are seniors Zach McCabe and Roy Devyn Marble.

CENTER OF ATTENTION

Iowa is getting 12.1 points, 9.3 rebounds and two blocks per game from their center position of Adam Woodbury and Gabriel Olaseni.

MARBLE NAMED BIG TEN PLAYER OF THE WEEK

Iowa senior guard Roy Devyn Marble is the reigning conference Player of the Week after leading the Hawkeyes to a pair of victories last week, including an 84-74 victory at No. 3 Ohio State. The honor is the first for Marble and first for a Hawkeye since Matt Gatens earned the award, Feb. 27, 2012.

Marble averaged 18.5 points, shooting 60 percent from the field (12-of-20) and 3-point range (3-of-5). He averaged 4.5 assists, 3.5 steals and three rebounds in wins over Northwestern and Ohio State.

The native of Southfield, Mich., shared game-high scoring honors in Sunday's upset win netting 22 points. Marble scored 15 points, collected six assists and four steals, and had no turnovers in a 93-67 win over Northwestern in Iowa City on Jan. 9.

Marble, who ranks second in Big Ten scoring (19.8 ppg) and steals (2.5 spg), was also tabbed Athlon Sports' National Player of the Week and the Big Ten Player of the Week by CollegeSportsMadness.com.

BASABE JOINS TEAMMATES IN 1,000-POINT CLUB

Melsahn Basabe (1,020) joined teammates Roy Devyn Marble (1,412) and Aaron White (1,111) in Iowa's 1,000-point club against Northwestern on Jan. 9. Marble netted his 1,000th point in the 2013 regular season finale against Nebraska, while White passed 1,000 points against Notre Dame (Dec. 3) earlier this year.

Basabe, White, and Marble become Iowa's fifth trio of players on the same team to reach the 1,000-point threshold, and first trio since 2005.

2014 -- Roy Devyn Marble, Melsahn Basabe, Aaron White

2005 -- Jeff Horner, Greg Brunner, Pierre Pierce

1996 -- Jess Settles, Chris Kingsbury, Kenyon Murray

1989 -- Ed Horton, BJ Armstrong, Roy Marble

1988 -- Jeff Moe, BJ Armstrong, Roy Marble

RAISING THE BAR

Roy Devyn Marble and Aaron White have each increased their scoring output each season in an Iowa uniform. Marble averaged 5.7 points as a freshman, 11.5 his sophomore campaign, 15.0 points as a junior, and 16.4 points this season as a senior. White averaged 11.1 points as a rookie, 12.8 points as a sophomore, and 13.8 points this year as a junior.

ALL-TIME SERIES RECORDS

Minnesota holds a 101-91 advantage in the series that began with a 47-10 Gopher win in 1902. The 192 meetings are the most Iowa has played against any opponent.

The Gophers had won six straight in the series before the Hawkeyes have won three of the last four. Iowa swept the season series in 2012, while each team won on its home court a year ago, including a 72-51 Hawkeye win in Iowa City on Feb. 17, 2013.

Iowa holds a 54-40 advantage in games played in Iowa City and a 19-9 advantage at Carver-Hawkeye Arena. Iowa has won nine of the last 13 meetings in Iowa City, including six of the last nine.

LAST SEASON AGAINST MINNESOTA

Iowa had three players average double figures in two games against Minnesota a year ago: Aaron White (12.5), Mike Gesell (11.0), and Zach McCabe (10.0). In Iowa's win against the Gophers last year, Iowa outscored Minnesota 38-22 in the second half, shooting 61 percent from the field the last 20 minutes. Iowa had five players score in double figures.

At Minneapolis, the Hawkeyes led by one until Minnesota's Austin Hollins sank a game-winning 3-pointer with 11 seconds left to lift the Gophers to a narrow, 62-59, win over Iowa. All five Gophers were responsible for Minnesota's 62 points as its bench was held scoreless.

Iowa Athletic Communications

5300 Carver-Hawkeye Arena, Iowa City, IA 52242
Phone: 319-335-9411 • Fax: 319-335-9417
hawkeyesports.com • hawkeyebasketball.com

MBB CONTACT: MATTHEW WEITZEL

office: 319-335-6590 • cell: 319-430-8176
email: matthew-weitzel@hawkeyesports.com
Twitter: @BigWeitz

Practice Coverage

All Iowa men's basketball practices are closed to the media and public.

Coach and Player Interviews

Media interested in setting up interviews with players and/or coaches need to coordinate their requests through Matthew Weitzel in the Iowa Athletic Communications Office.

Social Media

In addition to obtaining the most up-to-date information on Iowa's official website: hawkeyesports.com, fans and media can also get additional information, notes, photos, promotions, videos and more via Iowa basketball's social media sites. Follow Hawkeye hoops on Twitter (@IowaHoops) and on Facebook ([facebook.com/hawkeyebasketball](https://www.facebook.com/hawkeyebasketball)).

News Conferences

Following is a list of dates for basketball news conferences with Fran McCaffery. The news conferences take place in the Media Room on the ground floor of Carver-Hawkeye Arena. Selected players will be available after McCaffery meets with the media.

Following are the news conference dates:

| | | | | |
|-------|------|------|------|------|
| Jan. | 27th | | | |
| Feb. | 3rd | 13th | 21st | 28th |
| March | 7th | TBD | | |

Big Ten Tele-Conferences

Media have an opportunity to ask questions to each Big Ten coach every Monday morning. For a detailed schedule and phone number, email Brett McWerthy at the Big Ten office:

bmcwerthy@bigten.org

Coach McCaffery speaks for 10 minutes starting at 9:10 a.m. (CT).

Postgame Interviews

Postgame press conferences include both head coaches in the Media Room. Requested Iowa players will also be available in the Media Room while visiting players outside their locker room.

Iowa Career Scoring

| | | | |
|-------|-------|------------------|-----------|
| 9. | 1,561 | Dean Oliver | 1998-2001 |
| 10. | 1,525 | Andre Woolridge | 1995-97 |
| 11. | 1,522 | Don Nelson | 1960-62 |
| 12. | 1,516 | Greg Brunner | 2003-06 |
| 13. | 1,502 | Jeff Horner | 2003-06 |
| 14. | 1,412 | Roy Devyn Marble | 2010-p |
| <hr/> | | | |
| 31. | 1,111 | Aaron White | 2011-p |
| 42. | 1,020 | Melsahn Basabe | 2010-p |

UTHOFF, OLASENI LEADING HAWKEYES OFF BENCH

Junior Gabriel Olaseni and sophomore Jarrod Uthoff are averaging a combined 16.2 points, 10.8 rebounds and 2.8 blocks per game coming off the bench for the Hawkeyes. Uthoff ranks third on the team in scoring (10.3) and rebounding (5.8), while Olaseni ranks first on the squad in rejections (1.5) and fourth in rebounding (4.9). Olaseni averages an offensive rebound every 6.28 minutes played. The junior leads Iowa with 42 offensive boards.

SCOUTING MINNESOTA

- Minnesota posted a 63-53 home win over No. 11 Ohio State Thursday night. The Gophers are 11-1 in home games and 2-1 in true road contests.
- Three Gophers average double figures: Andre Hollins (15.9); Austin Hollins (11.8); and DeAndre Mathieu (11.5).
- Minnesota ranks first in the conference in free throw accuracy (.755) and steals (8.4), and fourth in 3-pointers (7.7), and assists (14.4).
- Elliott Eliason ranks second in the league in blocked shots (2.7) and rebounding (8.9). The junior center pulls down a Big Ten-best 10.6 rebounds per game in league play. Junior guard Andre Hollins ranks 11th in Big Ten scoring (15.9). Junior DeAndre Mathieu ranks fourth in steals (1.9), while senior Malik Smith is first in free throw shooting (.878, 36-of-41).
- Elliott Eliason and Iowa's Aaron White each grabbed a Big Ten-best 17 rebounds in a game this season. White had 17 boards at Iowa State, while Eliason controlled 17 in a win over Lehigh in Minnesota's season opener.
- Richard Pitino is in his first season as head coach at Minnesota and second year overall. Pitino began his head coaching career at Florida International.

MARBLES RISING AMONG FATHER-SON SCORING COMBOS

Iowa's Roy Marble (1986-89) and Roy Devyn Marble (2011-present) are rising among the leading father-son scoring duo in collegiate history. Currently, the Marble's (3,506) tie for second among father-son combos, playing at the same school, behind the Burt's of Iowa (4,568) and the Perry's of Holy Cross (3,506). Overall, the Marble's are sixth.

| Father/Son Combo | Total Points |
|--|--------------|
| 1. ^ Iowa's Steve Burt (2,534) & Steve Burt Jr. (2,034) | 4,568 |
| 2. Jimmy Walker of Providence (2,045) & Jalen Rose of Michigan (1,788) | 3,883 |
| 3. Rick Barry of Miami (2,298) & Jon Barry of Pacific/Ga. Tech (1,355) | 3,653 |
| 4. Rick Barry of Miami (2,298) & Brent Barry of Oregon State (1,304) | 3,602 |
| 5. Rick Barry of Miami (2,298) & Drew Barry of Georgia Tech (1,253) | 3,551 |
| 6. ^ Iowa's Roy Marble (2,116) & Roy Devyn Marble (1,412) | 3,528 |

^ - Same school

LEADING THE TEAM

Following is the number of times a player led Iowa in scoring, rebounding, assists and steals. If two or more players tied for the team lead, all were credited for that game:

| Player | Scoring | Rebounding | Assists | Blocks | Steals |
|------------------|---------|------------|---------|--------|--------|
| Jarrod Uthoff | 3 | 4 | 1 | 5 | --- |
| Zach McCabe | --- | 2 | 2 | --- | --- |
| Gabriel Olaseni | 1 | 2 | --- | 8 | --- |
| Roy Devyn Marble | 6 | 1 | 8 | 2 | 10 |
| Aaron White | 6 | 5 | 2 | 4 | 2 |
| Melsahn Basabe | 1 | 5 | --- | 6 | 1 |
| Anthony Clemmons | --- | --- | 4 | 2 | 1 |
| Mike Gesell | --- | --- | 8 | --- | 5 |
| Peter Jok | --- | --- | 2 | --- | --- |
| Adam Woodbury | --- | 1 | 1 | --- | 2 |

Hawkeye Twitter Handles

| | | | |
|------------------|---------------|-----------------|-----------------|
| Melsahn Basabe | @mellyjose | Josh Oglesby | @joshoglesby22 |
| Anthony Clemmons | @sapp_5 | Gabriel Olaseni | @agolaseni |
| Kyle Denning | @kdenning13 | Darius Stokes | @dstokes35 |
| Mike Gesell | @mikegesell10 | Okey Ukah | @ok_ukah |
| Peter Jok | @jok_city | Jarrod Uthoff | @mr_uthoff |
| Roy Devyn Marble | @dmarble4 | Aaron White | @aaron_white30 |
| Zach McCabe | @zmccabe15 | Adam Woodbury | @adamwoodbury34 |
| Kyle Meyer | @kylemeyer42 | | |

ATTACKING THE RIM

Last season, Iowa ranked 20th in the country in free throw attempts per game (23.6). The Hawkeyes have improved on that number so far this season, averaging 30.3 foul shots per game, ranking sixth nationally. Iowa ranks third in the country in free throw makes (21.9).

HAWKEYES RANK HIGH IN STATISTICS

Iowa leads the Big Ten in scoring (86.4), scoring margin (+20.2), and field goal percentage defense (.368). The Hawkeyes also rank second in the conference in rebounding margin (+9.8), blocks (5.6), 3-point field goal percentage defense (.281), and assists (17.4).

Iowa ranks second in the country in scoring margin (+20.2); fifth in field goal percentage defense (.368); seventh in scoring (86.4); eighth in rebounding margin (+9.8); ninth in assists (17.4); 14th in 3-point field goal percentage defense (.281); and 23rd in assist-to-turnover ratio (1.5).

Individually, Mike Gesell ranks 21st in the country in assist-to-turnover ratio (3.15); Aaron White ranks 15th in field goal percentage (.653); and Roy Devyn Marble ranks 34th in steals (2.2).

BENCH MOB

Iowa's reserves played a large role in Iowa's 14 victories. Overall, Iowa's bench is averaging 35.9 points, 21.6 rebounds and 3.4 blocks. In victories, Hawkeye reserves average 38.9 points and 22.9 rebounds, while in losses Iowa's bench averages 22.3 points and 15.7 rebounds.

Individually, Roy Devyn Marble averages 14.9 points in Iowa's 14 victories, and 23.3 points in its three defeats.

BLOCK PARTY

Junior Gabriel Olaseni has blocked at least three shots five times this season. His 26 blocks rank eighth in the Big Ten (1.5 average). The center rejected five shots in the season opener against UNC Wilmington. Sophomore Jarrod Uthoff has blocked 22 shots (1.3 average), a total that ranks 11th in the league.

As a team, Iowa ranks second in the Big Ten and 34th nationally in rejections per game (5.6).

COACHING EXPERIENCE

Fran McCaffery has one of the most experienced coaching staffs in the country. The Iowa men's basketball staff has 65 years of combined collegiate head coaching experience and more than 130 years of collegiate coaching under their belts. Listed below are the number of years of head coaching experience on the Iowa staff.

| Coch | Years |
|-----------------|--------------|
| Fran McCaffery | 17 years |
| Kirk Speraw's | 20 years |
| Sherman Dillard | 10 years |
| Andrew Francis | 2 years |
| Billy Taylor | 11 years |
| Al Seibert | 5 years |

BASABE MOVIN' ON UP

Senior Melsahn Basabe, who has posted double-doubles in Iowa's last two games (Northwestern and Ohio State), is averaging 7.8 points and 6.8 rebounds. The 6.8 rebounds leads the team, while his 7.8 scoring average ranks fourth. Basabe pulls down nine rebounds per game in Big Ten play, an average that ranks second in the Big Ten. Basabe's 686 career rebounds are the most among active Big Ten players.

Since the start of the year, Basabe moved past Ryan Bowen for fourth place on Iowa's career blocks list and currently has 138 rejections.

Basabe led the team in blocked shots in each of his first three seasons with the Hawkeyes. The senior will be looking to become the third Hawkeye since 1980 to lead the squad in rejections four straight seasons. Greg Stokes led the team in blocks 1982-86, while Acie Earl led the team from 1990-93.

WHITE HOT

Junior Aaron White ranks second on the team in rebounding (6.6) and ranks second in scoring (13.8). White is the only Big Ten player to average 15.5 points and 7.8 rebounds or better in conference play.

White, who led the Hawkeyes in rebounding in each of his first two seasons, is looking to become the fifth player since 1960 to lead the Hawkeyes in rebounding three consecutive seasons. White would join Don Nelson (1960-62); Kevin Kunnert (1971-73); Bruce King (1975-77); and Greg Brunner (2004-06).

White became the 41st Hawkeye to surpass 1,000 career points with his 19th point scored with one second remaining at the free throw line versus Notre Dame (Dec. 3). He currently ranks 31st in Iowa scoring.

White became the first Hawkeye since Luke Recker (Nov. 14, 2001) to post 18+ points, 10+ rebounds and 5+ assists in a game when he had 18 points, 10 rebounds and five assists against the Wildcats on Jan. 9 in Iowa City.

The native of Strongsville, Ohio, became the first Hawkeye in 10 years to amass 25 points and 17 rebounds in a game at Iowa State on Dec. 13. The last Hawkeye to accomplish the feat was Jared Reiner on March 1, 2003, at Indiana. The 17 rebounds are the most in a single-game since Greg Brunner cleared 23 against Minnesota on Jan. 18, 2006.

White ranks first in the league and 14th nationally in field goal percentage (.653).

HOME COOKIN'

Iowa and its fans have once again made Carver-Hawkeye Arena a hostile and challenging place for opponents to visit. Iowa has won 19 consecutive home games, dating back to last season. The Hawkeyes' last home setback came against nationally-ranked Michigan State on January 10, 2013. For the second consecutive season, Iowa won all its nonconference home games after beating Arkansas-Pine Bluff on Dec. 22, to finish its nonleague home slate a perfect 8-0.

The Hawkeyes have won their first 10 home games this season after winning their final nine home contests a year ago. Overall, Iowa won a school-record 18 home victories (18-2) in 2012-13, the most since posting 17 home victories in 2006. Iowa's two losses came by less than four points to nationally-ranked teams (Michigan State and Indiana).

The Hawkeyes are two wins from equaling the Carver-Hawkeye Arena record for consecutive wins of 21, which spanned three seasons. The current record was established with the last win during the 2004-05 campaign, winning all 17 games in 2005-06, and earning victories in their first three games of the 2006-07 season.

Iowa has won 28-straight home games against unranked opponents, dating back to the Dayton game on March 13, 2012 -- the third-longest active streak in the Big Ten. Iowa has also won 23 straight at home against nonconference foes, dating back to 2011.

Iowa in Big Ten Statistics

| Category | All Games | | NCAA | |
|--------------------|-----------|------|-------|------|
| | Stat | Rank | Stat | Rank |
| Scoring Offense | 86.4 | 1st | 86.4 | 7th |
| Scoring Margin | +20.2 | 1st | +20.2 | 2nd |
| FG% Defense | .368 | 1st | .368 | 5th |
| Blocked Shots | 5.6 | 2nd | 5.6 | 34th |
| Assists | 17.4 | 2nd | 17.4 | 9th |
| 3-PT FG Defense | .281 | 2nd | .281 | 14th |
| Rebounding Margin | +9.8 | 2nd | +9.8 | 8th |
| Field Goal % | .475 | 3rd | .475 | 34th |
| Assist/TO Ratio | 1.5 | 4th | 1.5 | 23rd |
| 3-Pt. Field Goal % | .377 | 4th | --- | --- |
| Turnover Margin | +2.4 | 4th | --- | --- |
| Steals | 7.2 | 5th | --- | --- |
| Free Throw % | .724 | 6th | --- | --- |
| Scoring Defense | 66.2 | 7th | --- | --- |
| 3-Pt. FG Per Game | 5.9 | 9th | --- | --- |

| Category | Player | All Games | | NCAA | |
|--------------|------------------|-----------|------|------|------|
| | | Stat | Rank | Stat | Rank |
| FG% | Aaron White | .653 | 1st | .652 | 14th |
| | Jarrold Uthoff | .569 | 6th | --- | --- |
| Blk. Shots | Gabriel Olaseni | 1.5 | 8th | --- | --- |
| | Jarrold Uthoff | 1.3 | 11th | --- | --- |
| | Melsahn Basabe | 0.9 | 14th | --- | --- |
| Rebounding | Aaron White | 6.8 | 8th | --- | --- |
| | Melsahn Basabe | 6.6 | 10th | --- | --- |
| | Jarrold Uthoff | 5.8 | 17th | --- | --- |
| Scoring | Roy Devyn Marble | 16.4 | 8th | --- | --- |
| | Aaron White | 13.8 | 16th | --- | --- |
| Assists | Mike Gesell | 3.7 | 10th | --- | --- |
| | Roy Devyn Marble | 3.4 | 12th | --- | --- |
| Steals | Roy Devyn Marble | 2.2 | 2nd | 2.2 | 34th |
| Ast/TO Ratio | Mike Gesell | 3.2 | 1st | 3.2 | 21st |
| | Roy Devyn Marble | 2.3 | 4th | --- | --- |
| FT% | Aaron White | .850 | 4th | --- | --- |
| | Jarrold Uthoff | .839 | 6th | --- | --- |

IOWA VS. RANKED TEAMS

Iowa is 1-2 this season against ranked opponents. The Hawkeyes won at No. 3/3 Ohio State, 84-74, on Jan. 12 in Columbus, Ohio. Iowa fell, 85-82, at No. 16/17 Iowa State on Dec. 13 and at No. 4/4 Wisconsin, 75-71, on Jan. 5. These are Iowa's most recent wins vs. nationally-ranked opponents:

| | |
|-----------------------|---|
| At Home: | 67-66 over 15th-ranked Wisconsin, 2/23/12 |
| | 78-66 over 18th-ranked Indiana, 2/19/12 |
| | 75-59 over 13th-ranked Michigan, 1/14/12 |
| | 67-65 over sixth-ranked Purdue, 3/5/11 |
| | 43-36 over sixth-ranked Michigan State, 1/12/08 |
| On the Road: | 84-74 over 3rd-ranked Ohio State, 1/12/14 |
| | 72-65 over 11th-ranked Wisconsin, 12/31/11 |
| | 70-67 over 21st-ranked Indiana, 2/11/06 |
| Neutral Court: | 67-60 over seventh-ranked Ohio State, 3/12/06 |

In semifinals of Big Ten Tournament

MARBLE EARNS WEEKLY PRAISE

Senior Roy Devyn Marble poured in 61 points to tie the Battle 4 Atlantis tournament record, earning Big Ten Player of the Week accolades by *College Sports Madness*. Marble averaged 20.3 points, 4.7 rebounds and 4.2 assists in the three games.

Marble, who has led the Hawkeyes in scoring three of the last four games, enters Sunday's game against Minnesota 14th in Iowa

career scoring with 1,412 points.

The native of Southfield, Mich., averages 19.8 points, four assists, 4.3 rebounds and 3.3 steals in conference play. Marble ranks 34th in the country in steals (2.2).

IOWA HISTORY

Iowa has played 2,625 games since beginning basketball in 1902. Iowa's overall record is 1,544-1,081 (.588). That includes a 984-345 (.740) record in home games, a 554-733 (.430) record in contests away from Iowa City, a 723-738 (.495) mark in Big Ten games and a 390-119 (.766) record in Carver-Hawkeye Arena.

IOWA FASTBREAKS

- Iowa and Michigan State are the only Big Ten team this season to have four different players post a double-double.
- Iowa finished its nonconference schedule 11-2 for the second straight season.
- Iowa had three players (Basabe, Uthoff and Olaseni) post double-doubles in its victory over Fairleigh Dickinson. It marked the first time in 20 years three Hawkeyes recorded double-doubles, in the same game, in points and rebounds.
- Iowa has had four or more players score in double figures in 11-of-17 games this season.
- The Hawkeyes have out-rebounded 14 of their 17 opponents.
- Iowa is 29-4 when scoring 80 points or more, the last four seasons. The Hawkeyes are 38-1 when holding opponents to fewer than 61 points, the last four seasons.
- Iowa's average starting lineup height is 6-foot-6. The Hawkeye lineup consists of two sophomores, one junior, and two seniors.
- Zach McCabe and Roy Devyn Marble were named to the Battle 4 Atlantis all-tournament team.
- Iowa has scored 82-plus points in all but three games this season (77 against Xavier; 71 at Wisconsin; 67 versus Nebraska).
- Iowa has been credited with 20 or more assists six times this season. The Hawkeyes rank ninth nationally in assists (17.4).
- Jarrold Uthoff is averaging 10.3 points, 5.8 rebounds, and 1.3 blocks off the bench. The sophomore has reached double digits in 10 games. The native of Cedar Rapids, Iowa, ranks sixth in the Big Ten in overall field goal percentage (.569) and is 17th in rebounding (5.8).
- Iowa scored 80-plus points in each of its first five games for the fourth time in school history (also 1986-87, 1994-95 & 1997-98).
- Iowa has made (373) more free throws than its opponents have attempted (349).
- Iowa played overtime games two days apart (Xavier and Villanova) for the third time in program history. The Hawkeyes played five extra minutes against Maryland (Dec. 25, 1984) and Cornell (Dec. 27, 1984), and Michigan (Jan. 9, 1992) and Illinois (Jan. 11, 1992).
- Iowa's overtime win over Xavier marked its first overtime victory since March 7, 2009 (versus Penn State -- double overtime).
- Iowa's win over UTEP was the team's seventh consecutive to start the season. The last time an Iowa team won seven straight to start a year was 2000-01; that team won its first nine.
- Iowa's 249 points and 19.0 assists average, in three games, are a Battle 4 Atlantis tournament records.
- The Hawkeyes erupted for 100-plus points for consecutive contests (Maryland-Eastern Shore and Abilene Christian) for the first time since the beginning of the 1997-98 campaign where Iowa topped the century mark three straight games (105 vs. Chicago State; 112 vs. North Texas; 101 vs. Long Island).

- Aaron White is the first Hawkeye since Jared Reiner (2002-03) to score at least 20 points and grab 15 or more rebounds in a game. White had 20 points and 15 rebounds in Iowa's win over Nebraska-Omaha.

- In Iowa's season opener, Jarrod Uthoff (14 points, seven rebounds, four blocks) became only the second Big Ten player since the 1996-97 season to register 14-plus points, seven-plus rebounds and four-plus blocks in his first career game (Ohio State's Greg Oden, 2006-07).

- The Hawkeyes blocked 12 shots versus UNC Wilmington, one shy of the school record of 13 set last year vs. Illinois. Junior Gabriel Olaseni rejected five shots, all in the first half.

- Iowa's five turnovers against Abilene Christian are its fewest in a game since five against Boise State on Dec. 22, 2011.

- Fran McCaffery has guided Iowa to win improvements in each of his first three seasons, going from 11 wins, to 18, to 25 last year. McCaffery's highest win total as a head coach is when he coached Siena to back-to-back 27-win seasons in 2009 and 2010.

- Darius Stokes earned a scholarship after being a walk-on the last three years. The Cedar Rapids, Iowa, native is a redshirt junior.

- Okey Ukah has been added to the roster as a walk-on. The Iowa City native is a junior.

ATTENDANCE ON THE RISE

Iowa's attendance has increased each season since Fran McCaffery's arrival in Iowa City. The Hawkeyes averaged 11,635 in 16 games in 2011; 11,908 fans in 19 contests in 2012; and 13,625 in 20 games last season. Iowa's attendance boost from 2012 to 2013 ranked as the eighth-largest in the country. Iowa averages 14,679 fans this season.

Iowa's remaining seven home games have reached sellout status. Iowa has sold out four previous contests this season (Penn, Notre Dame, Arkansas-Pine Bluff and Nebraska). The additional seven sell outs will give the Hawkeyes 11 sellouts, their most since the 2001-02 season (16).

IOWA'S STATISTICAL COMPARISONS

| | All Games | Big Ten | Home Games | Away Games | Iowa Wins | Iowa Losses |
|------------|-----------|---------|------------|------------|-----------|-------------|
| Record | 14-3 | 3-1 | 10-0 | 4-3 | 14-0 | 0-3 |
| Points | 86.4 | 78.8 | 89.9 | 81.3 | 88.0 | 78.7 |
| Opp. Pts | 66.2 | 68.2 | 61.0 | 73.6 | 62.6 | 82.7 |
| FG% | .475 | .469 | .503 | .438 | .487 | .426 |
| FG Def. | .368 | .374 | .343 | .410 | .356 | .429 |
| 3-PT% | .377 | .383 | .413 | .336 | .378 | .373 |
| 3-pt. Def. | .281 | .318 | .231 | .347 | .255 | .390 |
| FT% | .724 | .690 | .726 | .721 | .732 | .672 |
| REB | 44.8 | 41.2 | 45.7 | 43.6 | 45.4 | 42.3 |
| AST | 17.4 | 14.0 | 18.4 | 15.9 | 17.7 | 15.7 |
| TO | 11.9 | 12.5 | 13.2 | 10.0 | 11.7 | 12.7 |
| STL | 7.2 | 7.0 | 8.4 | 5.6 | 7.3 | 7.0 |
| BLK | 5.6 | 5.8 | 6.1 | 4.9 | 5.9 | 4.0 |

MCCAFFERY IN COACHES CHARITY CHALLENGE

Infiniti, ESPN, NABC and the NCAA have teamed up again to produce a one-of-a-kind charity competition -- the Infiniti Coaches' Charity Challenge.

For 10 weeks, 48 coaches compete in a round robin bracket tournament for the chance to win \$100,000 for charity. Iowa's Fran McCaffery is one of 48 collegiate coaches taking part in this challenge.

Fan participation will determine the ultimate winner over an eight-week period by registering and voting on a custom microsite on ESPN.com/Infiniti. The tournament is divided into four rounds. The coaches with the most votes will advance to the next round and earn more money for their charity.

Go to ESPN.com/Infiniti each day and vote for Fran McCaffery and his charity, Coaches vs. Cancer

ON THE HORIZON

Iowa begins a two-game road trip when it travels to Michigan (Jan. 22) and Northwestern (Jan. 25). Both games will be televised on BTN.

Last 3 Games Statistics

| # | Player | gp-gs | min | avg | Total | | 3-Point | | F-Throw | | Rebounds | | | | | | | | pts | avg | | |
|----------------|-------------------|-------|-----|------|--------|------|---------|-------|---------|-------|----------|-----|-----|------|----|----|----|----|-----|-----|-----|------|
| | | | | | fg-fga | fg% | 3fg-fga | 3fg% | ft-fa | ft% | off | def | tot | avg | pf | dq | a | to | | | blk | stl |
| 04 | Marble, Roy Devyn | 3-3 | 93 | 31.0 | 22-44 | .500 | 7-10 | .700 | 13-19 | .684 | 1 | 8 | 9 | 3.0 | 10 | 0 | 10 | 6 | 2 | 10 | 64 | 21.3 |
| 30 | White, Aaron | 3-3 | 93 | 31.0 | 15-24 | .625 | 1-1 | 1.000 | 18-20 | .900 | 6 | 18 | 24 | 8.0 | 1 | 0 | 7 | 6 | 4 | 1 | 49 | 16.3 |
| 01 | Basabe, Melsahn | 3-3 | 60 | 20.0 | 9-12 | .750 | 0-0 | .000 | 11-16 | .688 | 7 | 22 | 29 | 9.7 | 8 | 0 | 1 | 5 | 3 | 0 | 29 | 9.7 |
| 10 | Gesell, Mike | 3-3 | 80 | 26.7 | 9-24 | .375 | 3-10 | .300 | 8-11 | .727 | 3 | 7 | 10 | 3.3 | 4 | 0 | 16 | 5 | 1 | 6 | 29 | 9.7 |
| 20 | Uthoff, Jarrod | 3-0 | 61 | 20.3 | 9-16 | .563 | 2-3 | .667 | 3-3 | 1.000 | 4 | 4 | 8 | 2.7 | 4 | 0 | 2 | 1 | 3 | 1 | 23 | 7.7 |
| 34 | Woodbury, Adam | 3-3 | 46 | 15.3 | 5-11 | .455 | 0-0 | .000 | 5-6 | .833 | 3 | 6 | 9 | 3.0 | 10 | 0 | 0 | 4 | 1 | 2 | 15 | 5.0 |
| 02 | Oglesby, Josh | 3-0 | 45 | 15.0 | 5-14 | .357 | 3-7 | .429 | 0-0 | .000 | 2 | 3 | 5 | 1.7 | 3 | 0 | 3 | 0 | 0 | 0 | 13 | 4.3 |
| 00 | Olaseni, Gabriel | 3-0 | 42 | 14.0 | 4-9 | .444 | 0-0 | .000 | 4-8 | .500 | 5 | 5 | 10 | 3.3 | 12 | 1 | 1 | 2 | 0 | 0 | 12 | 4.0 |
| 15 | McCabe, Zach | 3-0 | 48 | 16.0 | 5-20 | .250 | 1-10 | .100 | 0-0 | .000 | 2 | 8 | 10 | 3.3 | 5 | 0 | 3 | 2 | 0 | 0 | 11 | 3.7 |
| 03 | Jok, Peter | 1-0 | 7 | 7.0 | 0-0 | .000 | 0-0 | .000 | 2-2 | 1.000 | 0 | 1 | 1 | 1.0 | 0 | 0 | 0 | 0 | 0 | 0 | 2 | 2.0 |
| 05 | Clemmons, Anthony | 3-0 | 23 | 7.7 | 0-2 | .000 | 0-0 | .000 | 1-2 | .500 | 0 | 2 | 2 | 0.7 | 4 | 0 | 3 | 3 | 0 | 2 | 1 | 0.3 |
| 35 | Stokes, Darius | 1-0 | 1 | 1.0 | 0-0 | .000 | 0-0 | .000 | 0-0 | .000 | 0 | 0 | 0 | 0.0 | 0 | 0 | 0 | 0 | 0 | 0 | 0 | 0.0 |
| 42 | Meyer, Kyle | 1-0 | 1 | 1.0 | 0-0 | .000 | 0-0 | .000 | 0-0 | .000 | 0 | 0 | 0 | 0.0 | 0 | 0 | 0 | 0 | 1 | 0 | 0 | 0.0 |
| Team | | | | | | | | | | | 5 | 1 | 6 | | | | 1 | | | | | |
| Total..... | | 3 | 600 | | 83-176 | .472 | 17-41 | .415 | 65-87 | .747 | 38 | 85 | 123 | 41.0 | 61 | 1 | 46 | 35 | 15 | 22 | 248 | 82.7 |
| Opponents..... | | 3 | 600 | | 68-168 | .405 | 22-67 | .328 | 58-84 | .690 | 29 | 65 | 94 | 31.3 | 72 | 3 | 30 | 42 | 9 | 16 | 216 | 72.0 |



**IOWA
HAWKEYES**



**MINNESOTA
GOLDEN GOPHERS**

| 2013-14 | BIG TEN | AP | USA | RPI |
|---------|---------|----|-----|-----|
| 14-3 | 3-1 | 14 | 16 | 18 |

| 2013-14 | BIG TEN | AP | USA | RPI |
|---------|---------|----|-----|-----|
| 14-4 | 3-2 | NR | NR | 47 |

Minnesota at #14/16 Iowa // GAME 18
Jan. 19, 2014 (Carver-Hawkeye Arena; Iowa City, Iowa)

Iowa Player Broadcast Notes



0

Gabriel Olaseni • C

| | MIN | PTS | REB | BLK | AST | FG% | FT% |
|---------|------|-----|-----|-----|-----|------|------|
| SEASON | 15.5 | 5.9 | 4.9 | 1.5 | 0.5 | .438 | .706 |
| BIG TEN | 13.5 | 3.5 | 3.8 | 0.5 | 0.2 | .500 | .500 |
| CAREER | 10.4 | 3.1 | 2.8 | 1.0 | 0.3 | .479 | .690 |

6-10 • 225 • Jr. • London, England

- averaged 4.0 points & 3.3 rebounds the last 3 contests
- controls an offensive rebound every 6.28 minutes played
- ranks 8th in blocks in the Big Ten, averaging 1.5/game
- posted 2 double-doubles this year (Xavier & FDU)
- grabbed 5 or more rebounds in 11 games off bench




1

Melsahn Basabe • F

| | MIN | PTS | REB | BLK | STL | FG% | FT% |
|---------|------|-----|-----|-----|-----|------|------|
| SEASON | 18.6 | 7.8 | 6.8 | 0.9 | 0.4 | .562 | .627 |
| BIG TEN | 20.8 | 8.5 | 9.0 | 1.5 | 0.2 | .647 | .667 |
| CAREER | 20.5 | 8.4 | 5.7 | 1.1 | 0.4 | .531 | .670 |

6-7 • 220 • Sr. • Glen Cove, N.Y.

- his 686 rebounds are most among Big Ten active players
- double-doubles last 2 games; 15 career double-doubles
- scored career point No. 1,000 vs. N'western (Jan. 9)
- 138 blocks in his four seasons ranks 4th all-time at Iowa
- ranks 2nd in Big Ten rebounding (9.0), in league games only



2

Josh Oglesby • G

| | MIN | PTS | REB | AST | STL | FG% | FT% |
|---------|------|-----|-----|-----|-----|------|------|
| SEASON | 15.2 | 5.2 | 1.4 | 1.0 | 0.2 | .429 | .500 |
| BIG TEN | 14.0 | 3.3 | 1.3 | 0.7 | 0.0 | .313 | .000 |
| CAREER | 17.3 | 5.4 | 1.5 | 1.1 | 0.2 | .341 | .742 |

6-5 • 208 • Jr. • Cedar Rapids, Iowa

- scored in double figures 13 career times -- once this year
- broke bone in his right foot on Nov. 6
- Had 8 points in victory at #3 Ohio State last Sunday
- made season debut Dec. 22 vs. Arkansas-Pine Bluff (UAPB)
- Sank first four 3-pt attempts, finished with 13 pts vs. UAPB



3

Peter Jok • G

| | MIN | PTS | REB | AST | STL | FG% | FT% |
|---------|------|-----|-----|-----|-----|------|------|
| SEASON | 13.2 | 6.5 | 1.5 | 1.1 | 0.4 | .380 | .813 |
| BIG TEN | 5.5 | 1.5 | 0.5 | 0.0 | 0.0 | .000 | .750 |
| CAREER | 13.2 | 6.5 | 1.5 | 1.1 | 0.4 | .380 | .813 |

6-6 • 200 • Fr. • West Des Moines, Iowa

- tallied double figures six times
- ranks 7th in team scoring (6.5) & 4th in 3-pters made (12)
- played in all but 2 games (at #4 Wisconsin/at #3 Ohio St)
- made at least one triple in nine contests
- scored a personal-best 15 points versus Abilene Christian



4

Roy Devyn Marble • G

| | MIN | PTS | REB | AST | STL | FG% | FT% |
|---------|------|------|-----|-----|-----|------|------|
| SEASON | 27.1 | 16.4 | 3.6 | 3.4 | 2.2 | .425 | .652 |
| BIG TEN | 31.0 | 19.8 | 4.3 | 3.0 | 2.5 | .464 | .667 |
| CAREER | 26.8 | 11.8 | 3.5 | 2.8 | 1.3 | .415 | .715 |

6-6 • 200 • Sr. • Iowa City, Iowa

- reigning Big Ten Player of the Week
- averages 19.8 ppg, 4.3 rpg, 3.0 asts 3.3 stls in 4 B1G games
- scored 30+ pts 3x in career - most of any active B1G player
- scored in double figures a team-best 13 times this year
- Battle 4 Atlantis All-Tournament team (averaged 20.3 ppg)




5

Anthony Clemmons • G

| | MIN | PTS | REB | AST | STL | FG% | FT% |
|---------|------|-----|-----|-----|-----|------|------|
| SEASON | 16.2 | 3.8 | 1.6 | 2.6 | 0.5 | .543 | .656 |
| BIG TEN | 9.5 | 0.8 | 0.8 | 1.0 | 0.5 | .000 | .500 |
| CAREER | 16.6 | 4.2 | 1.6 | 2.7 | 0.5 | .409 | .702 |

6-1 • 195 • So. • Lansing, Mich.

- 44 assists to only 20 turnovers through 17 contests
- scored in all but 3 games (Wisc; Notre Dame; Ohio State)
- shooting 54% (19-35) from the field in 17 games
- scored a season-high 11 pts & blocked 2 shots vs. Omaha
- equaled career high with 2 triples vs. Pine Bluff (Dec. 22)




10

Mike Gesell • G

| | MIN | PTS | REB | AST | STL | FG% | FT% |
|---------|------|-----|-----|-----|-----|------|------|
| SEASON | 21.5 | 6.8 | 2.2 | 3.7 | 1.3 | .392 | .656 |
| BIG TEN | 24.8 | 9.0 | 2.8 | 4.7 | 2.0 | .379 | .647 |
| CAREER | 23.9 | 8.1 | 2.5 | 3.0 | 1.2 | .400 | .747 |

6-1 • 190 • So. • South Sioux City, Neb.

- averaged 9.7 pts, 5.3 asts and 2.0 stls the last 3 games
- had 11 pts; 5 rbs & 3 asts in win at #3 Ohio State
- ranks first in the team and 10th in B1G in assists (3.7)
- ranks 21st in the country in assist/turnover margin (3.15)
- tallied double figures five times this season




15

Zach McCabe • F

| | MIN | PTS | REB | AST | STL | FG% | FT% |
|---------|------|-----|-----|-----|-----|------|------|
| SEASON | 16.3 | 7.1 | 3.3 | 1.0 | 0.3 | .387 | .733 |
| BIG TEN | 14.8 | 3.5 | 2.8 | 1.0 | 0.2 | .250 | .333 |
| CAREER | 18.4 | 6.5 | 3.9 | 1.0 | 0.7 | .406 | .761 |

6-7 • 235 • Sr. • Sioux City, Iowa

- ranks fifth in team scoring (7.1)
- shared team-high honors in assists (3) in win at #3 Ohio St
- tallied double figures in eight games this season
- scored 14 pts twice at Battle 4 Atlantis (Villanova/UTEP)
- Battle 4 Atlantis All-Tournament team (averaged 13.0 ppg)




20

Jarrod Uthoff • F

| | MIN | PTS | REB | AST | BLK | FG% | FT% |
|---------|------|------|-----|-----|-----|------|------|
| SEASON | 20.8 | 10.3 | 5.8 | 0.9 | 1.3 | .569 | .839 |
| BIG TEN | 20.8 | 8.5 | 3.0 | 0.5 | 1.0 | .600 | .800 |
| CAREER | 20.8 | 10.3 | 5.8 | 0.9 | 1.3 | .569 | .839 |

6-9 • 208 • So. • Cedar Rapids, Iowa

- 3rd in team rebounds (5.8) and scoring (10.3); 2nd in blks (1.3)
- scored 10 points off bench in win at #3 Ohio State
- ranks 6th in the B1G in FG% (.569) and FT% (.839)
- 2 double-doubles this year (FDU and UMES)
- poured in career-high 19 points versus Penn (11/22)




30

Aaron White • F

| | MIN | PTS | REB | BLK | AST | FG% | FT% |
|---------|------|------|-----|-----|-----|------|------|
| SEASON | 25.6 | 13.8 | 6.6 | 0.6 | 2.2 | .653 | .850 |
| BIG TEN | 32.5 | 15.5 | 7.8 | 1.0 | 2.2 | .588 | .833 |
| CAREER | 26.4 | 12.3 | 6.1 | 0.6 | 1.3 | .515 | .751 |

6-9 • 220 • Jr. • Strongsville, Ohio

- averaged 16.3 points & 8.0 rebounds the last 3 games
- scored career point No. 1,000 against Notre Dame (Dec. 3)
- ranks 1st in B1G in FG% and 14th nationally (.653)
- ranks 2nd in team scoring (13.8) and rebounding (6.6)
- 11 career double-doubles



34

Adam Woodbury • C

| | MIN | PTS | REB | AST | BLK | FG% | FT% |
|---------|------|-----|-----|-----|-----|------|------|
| SEASON | 16.3 | 5.7 | 4.1 | 1.0 | 0.3 | .507 | .742 |
| BIG TEN | 15.3 | 5.8 | 3.3 | 0.2 | 0.5 | .563 | .833 |
| CAREER | 16.4 | 5.2 | 4.5 | 0.7 | 0.6 | .494 | .598 |

7-1 • 240 • So. • Sioux City, Iowa

- averaged 6.5 pts and 4.1 rbs the last 10 outings
- scored 10 pts twice this year (N'western & Pine Bluff)
- Grabbed a career-high 11 rebounds at Iowa State (Dec. 13)
- shooting 23% better from the FT line compared to last year
- had 8 points & 4 rebounds in win over Nebraska (Dec. 31)



IOWA HAWKEYE BASKETBALL

Updated Iowa Player Bio

Melsahn Basabe



1

Sr., 6-7, 220, Forward
Glen Cove, N.Y.
St. Mark's

- Became the 42nd player in Iowa history to record 1,000 career points when he surpassed the 1,000-point threshold vs. Northwestern (Jan. 9)
- His 686 rebounds are the most among active Big Ten players
- His 138 career blocks ranks fourth all-time at Iowa
- Three double-doubles this season, including the last two games (Northwestern and Ohio State) and 15 in his career
- Ranks 10th in Big Ten rebounding (6.8) and 14th in blocked shots (0.9); ranks second in rebounding (9.0), in league games only
- Averaged 8.3 rebounds the last eight games
- Posted double figures six times this season, including the last two games
- One of only four Hawkeyes to lead the team in blocks three-straight seasons
- Scored a season-high 12 points vs. Maryland Eastern Shore
- Netted 10 points in win over UTEP
- Collected a career-high three steals vs. Villanova
- Scored a team-high 15 points, while also snagging eight rebounds in win over Drake
- Posted first double-double of the season and 13th of his career in win over FDU (12 points and 11 rebounds)

2013-14 Game-by-Game

| Opponent | Date | gs | min | Total | | 3-Pointers | | Free throws | | Rebounds | | | | pf | a | t/o | blk | stl | pts | avg |
|---------------------|----------|----|-----|-------|-------|------------|------|-------------|-------|----------|-----|-----|-----|----|---|-----|-----|-----|-----|-----|
| | | | | fg | pct | fg | pct | ft | pct | off | def | tot | avg | | | | | | | |
| UNC WILMINGTON | 11/08/13 | * | 13 | 4-6 | .667 | 0-0 | .000 | 0-0 | .000 | 1 | 5 | 6 | 6.0 | 1 | 0 | 0 | 1 | 0 | 8 | 8.0 |
| NEBRASKA-OMAHA | 11/10/13 | * | 19 | 2-5 | .400 | 0-0 | .000 | 3-4 | .750 | 2 | 7 | 9 | 7.5 | 3 | 1 | 0 | 2 | 1 | 7 | 7.5 |
| MD. EASTERN SHORE | 11/14/13 | * | 20 | 2-3 | .667 | 0-0 | .000 | 8-12 | .667 | 2 | 5 | 7 | 7.3 | 0 | 0 | 0 | 0 | 0 | 12 | 9.0 |
| ABILENE CHRISTIAN | 11/17/13 | * | 13 | 2-4 | .500 | 0-0 | .000 | 0-0 | .000 | 1 | 3 | 4 | 6.5 | 0 | 0 | 1 | 0 | 0 | 4 | 7.8 |
| PENN | 11/22/13 | * | 19 | 1-5 | .200 | 0-0 | .000 | 3-4 | .750 | 3 | 3 | 6 | 6.4 | 1 | 0 | 0 | 0 | 1 | 5 | 7.2 |
| vs Xavier | 11/28/13 | * | 18 | 2-5 | .400 | 0-0 | .000 | 0-2 | .000 | 2 | 2 | 4 | 6.0 | 0 | 0 | 1 | 1 | 0 | 4 | 6.7 |
| vs UTEP | 11/29/13 | * | 19 | 5-8 | .625 | 0-0 | .000 | 0-0 | .000 | 0 | 7 | 7 | 6.1 | 0 | 0 | 0 | 1 | 0 | 10 | 7.1 |
| vs Villanova | 11/30/13 | * | 25 | 1-6 | .167 | 0-0 | .000 | 0-0 | .000 | 1 | 5 | 6 | 6.1 | 3 | 1 | 1 | 0 | 3 | 2 | 6.5 |
| NOTRE DAME | 12/03/13 | * | 12 | 3-4 | .750 | 0-0 | .000 | 0-0 | .000 | 0 | 1 | 1 | 5.6 | 1 | 0 | 1 | 1 | 0 | 6 | 6.4 |
| vs Drake | 12/07/13 | * | 22 | 7-10 | .700 | 0-0 | .000 | 1-2 | .500 | 2 | 6 | 8 | 5.8 | 2 | 0 | 1 | 1 | 0 | 15 | 7.3 |
| FAIRLEIGH DICKINSON | 12/09/13 | * | 16 | 5-7 | .714 | 0-0 | .000 | 2-4 | .500 | 4 | 7 | 11 | 6.3 | 3 | 0 | 3 | 2 | 0 | 12 | 7.7 |
| at Iowa State | 12/13/13 | * | 17 | 2-4 | .500 | 0-0 | .000 | 0-0 | .000 | 2 | 4 | 6 | 6.3 | 3 | 0 | 2 | 0 | 0 | 4 | 7.4 |
| ARKANSAS PINE BLUFF | 12/22/13 | * | 20 | 3-5 | .600 | 0-0 | .000 | 3-5 | .600 | 2 | 3 | 5 | 6.2 | 1 | 0 | 4 | 1 | 1 | 9 | 7.5 |
| NEBRASKA | 12/31/13 | * | 23 | 2-5 | .400 | 0-0 | .000 | 1-2 | .500 | 1 | 6 | 7 | 6.2 | 1 | 0 | 1 | 3 | 1 | 5 | 7.4 |
| at Wisconsin | 01/05/14 | * | 18 | 0-2 | .000 | 0-0 | .000 | 2-2 | 1.000 | 2 | 7 | 9 | 6.4 | 3 | 0 | 2 | 2 | 0 | 2 | 7.0 |
| NORTHWESTERN | 01/09/14 | * | 24 | 5-5 | 1.000 | 0-0 | .000 | 6-10 | .600 | 3 | 7 | 10 | 6.6 | 1 | 0 | 2 | 1 | 0 | 16 | 7.6 |
| at Ohio State | 01/12/14 | * | 18 | 4-5 | .800 | 0-0 | .000 | 3-4 | .750 | 2 | 8 | 10 | 6.8 | 4 | 1 | 1 | 0 | 0 | 11 | 7.8 |
| Totals | | | 17 | 316 | 50-89 | .562 | 0-0 | 32-51 | .627 | 30 | 86 | 116 | 6.8 | 27 | 3 | 20 | 16 | 7 | 132 | 7.8 |

Games played: 17
Minutes/game: 18.6
Points/game: 7.8
FG Pct: 56.2
FT Pct: 62.7

Rebounds/game: 6.8
Assists/game: 0.2
Turnovers/game: 1.2
Assist/turnover ratio: 0.2
Steals/game: 0.4
Blocks/game: 0.9

- Grabbed a game-high nine boards at #4 Wisconsin
- Recorded his second double-double of the year in home win over Northwestern, scoring a season-high 16 points to along with 10 rebounds
- Posted his second straight double-double (11 points and 10 rebounds) in road win at #3 Ohio State

Personal Bests

Points: 25 at Michigan, 1/30/11
Rebounds: 14 vs. Iowa State, 12/10/10
FGM: 9 at Michigan, 1/30/11
FGA: 14 vs. Iowa State, 12/10/10
FTM: 8, 3x, last vs. Penn State, 1/31/13
FTA: 11 vs. Ohio State, 1/4/11
Assists: 2, 4x, last vs. A&M-CC, 12/1/12
Steals: 3 vs. Villanova, 11/30/13
Blocks: 7 vs. Iowa State, 12/10/10
Minutes: 37 vs. Wisconsin, 2/9/11

CAREER STATISTICS

| YEAR | G/GS | FG-A | PCT | 3-PT | PCT | FT-A | PCT | RB | AVG | PF-FO | AS | TO | BK | ST | PTS | AVG |
|---------------|---------------|----------------|-------------|------------|-------------|----------------|-------------|------------|------------|--------------|-----------|------------|------------|-----------|-------------|------------|
| Fresh. | 31/31 | 131-229 | .572 | 0-0 | .000 | 80-112 | .714 | 210 | 6.8 | 83-2 | 9 | 65 | 41 | 12 | 342 | 11.0 |
| Soph. | 35/21 | 109-208 | .524 | 0-0 | .000 | 69-105 | .657 | 168 | 4.8 | 71-1 | 11 | 45 | 36 | 18 | 287 | 8.2 |
| Junior | 38/18 | 99-206 | .481 | 0-1 | .000 | 61-93 | .656 | 192 | 5.1 | 62-0 | 18 | 37 | 45 | 16 | 259 | 6.9 |
| Senior | 17/17 | 50-89 | .562 | 0-0 | .000 | 32-51 | .627 | 116 | 6.8 | 27-0 | 3 | 20 | 16 | 7 | 132 | 7.8 |
| TOTALS | 121/87 | 389-732 | .531 | 0-1 | .000 | 242-361 | .670 | 686 | 5.7 | 243-4 | 41 | 167 | 138 | 53 | 1020 | 8.4 |



IOWA HAWKEYE BASKETBALL

Updated Iowa Player Bio

Anthony Clemmons



5

So., 6-1, 195, Guard
Lansing, Mich.
Sexton HS

- Scored in all but three games this season
- Averaged 4.7 assists at Battle 4 Atlantis
- Shooting 54 percent (19-35) from the field
- Blocked a career-high two shots, while also scoring a season-high 11 points in win over Nebraska-Omaha
- Scored six points or more in 6-of-8 games, including a season-high 11 against Nebraska-Omaha
- Tied for the team lead in assists (3) in victory over Penn
- His four rebounds and 29 minutes in overtime win over Xavier tied career highs
- Equalled a career high with two 3-pointers in win over Arkansas-Pine Bluff

Personal Bests

Points: 14 vs. Iowa State, 12/7/12
Rebounds: 4, 4x, last vs. Xavier, 11/29/13
FGM: 5 vs. Iowa State, 12/7/12
FGA: 8 vs. Iowa State, 12/7/12
3-pt FG: 2, 4x, last vs. Ark.-Pine Bluff, 12/22/13
3-pt FGA: 4, 3x, last at Ohio State, 1/22/13
FTM: 5 vs. Penn State, 1/31/13
FTA: 6 vs. 2x, last at Penn, 11/22/13
Assists: 9 vs. Coppin State, 12/22/12
Steals: 3, 3x, last vs. Michigan State, 3/15/13
Blocks: 2, vs. Nebraska-Omaha, 11/10/13
Minutes: 29, 2x, last vs. Xavier, 11/2/13

2013-14 Game-by-Game

| Opponent | Date | gs | min | Total | | 3-Pointers | | Free throws | | Rebounds | | | | pf | a | t/o | blk | stl | pts | avg |
|---------------------|----------|----------|------------|--------------|-------------|-------------|-------------|--------------|-------------|----------|-----------|-----------|------------|-----------|-----------|-----------|----------|----------|-----------|------------|
| | | | | fg-fga | pct | 3fg-fga | pct | ft-fa | pct | off | def | tot | avg | | | | | | | |
| UNC WILMINGTON | 11/08/13 | 20 | 2-3 | .667 | 0-0 | .000 | 2-4 | .500 | 0 | 3 | 3 | 3.0 | 0 | 5 | 1 | 1 | 1 | 1 | 6 | 6.0 |
| NEBRASKA-OMAHA | 11/10/13 | 25 | 4-5 | .800 | 1-2 | .500 | 2-3 | .667 | 1 | 1 | 2 | 2.5 | 0 | 1 | 3 | 2 | 1 | 11 | 8.5 | |
| MD. EASTERN SHORE | 11/14/13 | 13 | 1-1 | 1.000 | 0-0 | .000 | 0-0 | .000 | 0 | 3 | 3 | 2.7 | 2 | 4 | 0 | 0 | 1 | 2 | 6.3 | |
| ABILENE CHRISTIAN | 11/17/13 | 17 | 2-3 | .667 | 0-0 | .000 | 3-3 | 1.000 | 0 | 3 | 3 | 2.8 | 0 | 3 | 0 | 0 | 1 | 7 | 6.5 | |
| PENN | 11/22/13 | 17 | 1-3 | .333 | 1-2 | .500 | 4-6 | .667 | 0 | 0 | 0 | 2.2 | 1 | 3 | 2 | 0 | 1 | 7 | 6.6 | |
| vs Xavier | 11/28/13 | 29 | 0-1 | .000 | 0-0 | .000 | 3-5 | .600 | 0 | 3 | 3 | 2.3 | 2 | 7 | 2 | 0 | 1 | 3 | 6.0 | |
| vs UTEP | 11/29/13 | 15 | 2-2 | 1.000 | 1-1 | 1.000 | 1-2 | .500 | 0 | 4 | 4 | 2.6 | 1 | 4 | 0 | 0 | 1 | 6 | 6.0 | |
| vs Villanova | 11/30/13 | 25 | 2-3 | .667 | 1-2 | .500 | 1-1 | 1.000 | 0 | 2 | 2 | 2.5 | 4 | 3 | 2 | 0 | 0 | 6 | 6.0 | |
| NOTRE DAME | 12/03/13 | 19 | 0-3 | .000 | 0-1 | .000 | 0-0 | .000 | 1 | 1 | 2 | 2.4 | 1 | 2 | 1 | 0 | 0 | 0 | 5.3 | |
| vs Drake | 12/07/13 | 14 | 0-1 | .000 | 0-1 | .000 | 2-2 | 1.000 | 0 | 0 | 0 | 2.2 | 0 | 2 | 1 | 0 | 0 | 2 | 5.0 | |
| FAIRLEIGH DICKINSON | 12/09/13 | 10 | 2-3 | .667 | 0-0 | .000 | 0-0 | .000 | 1 | 1 | 2 | 2.2 | 3 | 1 | 0 | 0 | 0 | 4 | 4.9 | |
| at Iowa State | 12/13/13 | 14 | 1-2 | .500 | 0-1 | .000 | 0-0 | .000 | 0 | 0 | 0 | 2.0 | 1 | 3 | 1 | 0 | 0 | 2 | 4.7 | |
| ARKANSAS PINE BLUFF | 12/22/13 | 19 | 2-3 | .667 | 2-3 | .667 | 0-0 | .000 | 0 | 1 | 1 | 1.9 | 1 | 2 | 2 | 1 | 0 | 6 | 4.8 | |
| NEBRASKA | 12/31/13 | 15 | 0-0 | .000 | 0-0 | .000 | 2-4 | .500 | 0 | 1 | 1 | 1.9 | 4 | 1 | 2 | 0 | 0 | 2 | 4.6 | |
| at Wisconsin | 01/05/14 | 9 | 0-1 | .000 | 0-0 | .000 | 0-0 | .000 | 0 | 0 | 0 | 1.7 | 3 | 1 | 1 | 0 | 0 | 0 | 4.3 | |
| NORTHWESTERN | 01/09/14 | 9 | 0-1 | .000 | 0-0 | .000 | 1-2 | .500 | 0 | 0 | 0 | 1.6 | 1 | 1 | 2 | 0 | 1 | 1 | 4.1 | |
| at Ohio State | 01/12/14 | 5 | 0-0 | .000 | 0-0 | .000 | 0-0 | .000 | 0 | 2 | 2 | 1.6 | 0 | 1 | 0 | 0 | 1 | 0 | 3.8 | |
| Totals | | 0 | 275 | 19-35 | .543 | 6-13 | .462 | 21-32 | .656 | 3 | 25 | 28 | 1.6 | 24 | 44 | 20 | 4 | 9 | 65 | 3.8 |

Games played: 17
 Minutes/game: 16.2
 Points/game: 3.8
 FG Pct: 54.3
 3FG Pct: 46.2
 FT Pct: 65.6

Rebounds/game: 1.6
 Assists/game: 2.6
 Turnovers/game: 1.2
 Assist/turnover ratio: 2.2
 Steals/game: 0.5
 Blocks/game: 0.2

CAREER STATISTICS

| YEAR | G/GS | FG-A | PCT | 3-PT | PCT | FT-A | PCT | RB | AVG | PF-FO | AS | TO | BK | ST | PTS | AVG |
|---------------|--------------|---------------|-------------|--------------|-------------|--------------|-------------|-----------|------------|-------------|------------|-----------|-----------|-----------|------------|------------|
| Fresh. | 38/13 | 55-146 | .377 | 17-47 | .362 | 38-52 | .731 | 62 | 1.6 | 68-1 | 105 | 63 | 8 | 21 | 165 | 4.3 |
| Soph. | 17/0 | 19-35 | .543 | 6-13 | .462 | 21-32 | .656 | 28 | 1.6 | 24-0 | 44 | 20 | 4 | 9 | 65 | 3.8 |
| TOTALS | 55/13 | 74-181 | .409 | 23-60 | .383 | 59-84 | .702 | 90 | 1.6 | 92-1 | 149 | 83 | 12 | 30 | 230 | 4.2 |



IOWA HAWKEYE BASKETBALL

Updated Iowa Player Bio

Kyle Denning



13

Jr., 6-1, 160, Guard
Cedar Falls, Iowa
Northern University HS

- Non-scholarship athlete
- Saw action in 24 career games, including eight this season
- Scored a single-season-high 10 points through six games this season
- Made one basket in all 5-of-7 games played this year
- Drained a 3-pointer in wins over UNC Wilmington and Maryland-Eastern Shore
- Played a career-high eight minutes against Maryland Eastern Shore and Abilene Christian
- Tallied two points and had a rebound in victory over Penn
- Scored two points in win over FDU
- Netted two points and had an assist in win over Arkansas-Pine Bluff

Personal Bests

Points: 6 vs. SC State, 12/19/12
Rebounds: 1, 5x, last vs. Penn, 11/22/13
FGM: 2 vs. SC State, 12/19/12
FGA: 4 vs. ACU, 11/17/13
3-pt FG: 2 vs. SC State, 12/19/12
3-pt FGA: 3, 2x, last vs. ACU, 11/17/13
FTM: 2 vs. Chicago State, 11/11/11
FTA: 2 vs. Chicago State, 11/11/11
Assists: 2 vs. 2x, last vs. ACU, 11/17/13
Steals: 1 vs. 2x, last vs. ACU, 11/17/13
Blocks: - - -
Minutes: 8, 2x, last vs. ACU, 11/17/13

2013-14 Game-by-Game

| Opponent | Date | gs | min | Total | | 3-Pointers | | Free throws | | Rebounds | | | | pf | a | t/o | blk | stl | pts | avg |
|---------------------|----------|----|-----|--------|------|------------|------|-------------|------|----------|-----|-----|-----|----|---|-----|-----|-----|-----|-----|
| | | | | fg-fga | pct | 3fg-fga | pct | ft-fa | pct | off | def | tot | avg | | | | | | | |
| UNC WILMINGTON | 11/08/13 | 6 | 1-1 | 1.000 | 1-1 | 1.000 | 0-0 | .000 | 0 | 1 | 1 | 1.0 | 0 | 0 | 0 | 0 | 0 | 0 | 3 | 3.0 |
| MD. EASTERN SHORE | 11/14/13 | 8 | 1-2 | .500 | 1-2 | .500 | 0-0 | .000 | 0 | 1 | 1 | 1.0 | 1 | 1 | 0 | 0 | 0 | 0 | 3 | 3.0 |
| ABILENE CHRISTIAN | 11/17/13 | 8 | 1-4 | .250 | 0-3 | .000 | 0-0 | .000 | 0 | 0 | 0 | 0.7 | 0 | 2 | 0 | 0 | 1 | 2 | 2.7 | |
| PENN | 11/22/13 | 5 | 1-1 | 1.000 | 0-0 | .000 | 0-0 | .000 | 0 | 1 | 1 | 0.8 | 0 | 0 | 0 | 0 | 0 | 0 | 2 | 2.5 |
| vs UTEP | 11/29/13 | 3 | 0-0 | .000 | 0-0 | .000 | 0-0 | .000 | 0 | 0 | 0 | 0.6 | 0 | 0 | 0 | 0 | 0 | 0 | 0 | 2.0 |
| vs Drake | 12/07/13 | 1 | 0-0 | .000 | 0-0 | .000 | 0-0 | .000 | 0 | 0 | 0 | 0.5 | 0 | 0 | 0 | 0 | 0 | 0 | 0 | 1.7 |
| FAIRLEIGH DICKINSON | 12/09/13 | 5 | 1-2 | .500 | 0-1 | .000 | 0-0 | .000 | 0 | 0 | 0 | 0.4 | 0 | 0 | 0 | 0 | 0 | 0 | 2 | 1.7 |
| ARKANSAS PINE BLUFF | 12/22/13 | 5 | 1-1 | 1.000 | 0-0 | .000 | 0-0 | .000 | 0 | 0 | 0 | 0.4 | 0 | 1 | 1 | 0 | 0 | 0 | 2 | 1.8 |
| Totals | | 0 | 41 | 6-11 | .545 | 2-7 | .286 | 0-0 | .000 | 0 | 3 | 3 | 0.4 | 1 | 4 | 1 | 0 | 1 | 14 | 1.8 |

Games played: 8
 Minutes/game: 5.1
 Points/game: 1.8
 FG Pct: 54.5
 3FG Pct: 28.6

Rebounds/game: 0.4
 Assists/game: 0.5
 Turnovers/game: 0.1
 Assist/turnover ratio: 4.0
 Steals/game: 0.1

CAREER STATISTICS

| YEAR | G/GS | FG-A | PCT | 3-PT | PCT | FT-A | PCT | RB | AVG | PF-FO | AS | TO | BK | ST | PTS | AVG |
|--------|------|------|------|------|------|------|-------|----|-----|-------|----|----|----|----|-----|-----|
| Fresh. | 4/0 | 1-2 | .500 | 0-1 | .000 | 2-2 | 1.000 | 1 | 0.3 | 0-0 | 0 | 1 | 0 | 0 | 4 | 1.0 |
| Soph. | 12/0 | 2-4 | .500 | 2-4 | .500 | 0-0 | .000 | 1 | 0.1 | 1-0 | 3 | 2 | 0 | 1 | 6 | 0.5 |
| Junior | 8/0 | 6-11 | .545 | 2-7 | .286 | 0-0 | .000 | 3 | 0.4 | 1-0 | 4 | 1 | 0 | 1 | 14 | 1.8 |
| TOTALS | 24/0 | 9-17 | .529 | 4-12 | .333 | 2-2 | 1.000 | 5 | 0.2 | 2-0 | 7 | 4 | 0 | 2 | 24 | 1.0 |



IOWA HAWKEYE BASKETBALL

Updated Iowa Player Bio

Mike Gesell



10

So., 6-1, 190, Guard
South Sioux City, Neb.
South Sioux City HS

- Ranks 21st in the country in assist-to-turnover ratio (3.15)
- Averaged 9.7 points, 5.3 assists and two steals the last three contests
- Ranks first on the team and 10th in the Big Ten in assists (3.7)
- Averaged 8.5 points the last six games
- Only Iowa freshmen to post 295+ points, 85+ rebounds and 85+ assists in a season (2012-13)
- Shifted back to point guard after starting the first two games this season at the off-guard spot
- Scored in double figures 18 career times, including scoring in double figures five times this season
- Credited with five assists or more six times this season, including two of the last three contests
- Drained two triples in five games
- Tallied eight points in win over Maryland Eastern Shore
- Reached double figures for the first time this season, scoring 10 in victory over Penn
- Scored 10 points in back-to-back games against Villanova and Notre Dame

2013-14 Game-by-Game

| Opponent | Date | gs | min | Total | | 3-Pointers | | Free throws | | Rebounds | | | | pf | a | t/o | blk | stl | pts | avg | |
|---------------------|----------|----|-----|--------|--------|------------|-------|-------------|-------|----------|-----|-----|-----|-----|----|-----|-----|-----|-----|-----|-----|
| | | | | fg-fga | pct | 3fg-fga | pct | ft-fa | pct | off | def | tot | avg | | | | | | | | |
| UNC WILMINGTON | 11/08/13 | * | 15 | 1-3 | .333 | 0-1 | .000 | 1-2 | .500 | 0 | 0 | 0 | 0.0 | 0 | 3 | 0 | 0 | 2 | 3 | 3.0 | |
| NEBRASKA-OMAHA | 11/10/13 | * | 14 | 0-0 | .000 | 0-0 | .000 | 1-2 | .500 | 0 | 1 | 1 | 0.5 | 0 | 1 | 2 | 0 | 0 | 1 | 2.0 | |
| MD. EASTERN SHORE | 11/14/13 | * | 17 | 3-5 | .600 | 2-3 | .667 | 0-0 | .000 | 0 | 1 | 1 | 0.7 | 4 | 7 | 1 | 0 | 0 | 8 | 4.0 | |
| ABILENE CHRISTIAN | 11/17/13 | * | 21 | 1-6 | .167 | 1-4 | .250 | 0-0 | .000 | 1 | 2 | 3 | 1.3 | 0 | 3 | 0 | 0 | 2 | 3 | 3.8 | |
| PENN | 11/22/13 | * | 21 | 4-10 | .400 | 2-6 | .333 | 0-0 | .000 | 0 | 0 | 0 | 1.0 | 2 | 2 | 0 | 0 | 2 | 10 | 5.0 | |
| vs Xavier | 11/28/13 | * | 27 | 3-11 | .273 | 1-3 | .333 | 0-0 | .000 | 0 | 2 | 2 | 1.2 | 3 | 2 | 0 | 0 | 0 | 7 | 5.3 | |
| vs UTEP | 11/29/13 | * | 24 | 2-5 | .400 | 1-2 | .500 | 0-0 | .000 | 0 | 3 | 3 | 1.4 | 1 | 7 | 1 | 0 | 1 | 5 | 5.3 | |
| vs Villanova | 11/30/13 | * | 29 | 4-7 | .571 | 2-3 | .667 | 0-0 | .000 | 0 | 0 | 0 | 1.3 | 5 | 3 | 0 | 1 | 2 | 10 | 5.9 | |
| NOTRE DAME | 12/03/13 | * | 22 | 3-6 | .500 | 2-3 | .667 | 2-2 | 1.000 | 1 | 4 | 5 | 1.7 | 2 | 2 | 2 | 0 | 2 | 10 | 6.3 | |
| vs Drake | 12/07/13 | * | 16 | 1-4 | .250 | 0-1 | .000 | 0-0 | .000 | 0 | 3 | 3 | 1.8 | 3 | 2 | 1 | 0 | 0 | 2 | 5.9 | |
| FAIRLEIGH DICKINSON | 12/09/13 | * | 21 | 1-5 | .200 | 0-1 | .000 | 4-4 | 1.000 | 0 | 2 | 2 | 1.8 | 1 | 5 | 1 | 0 | 2 | 6 | 5.9 | |
| at Iowa State | 12/13/13 | * | 26 | 4-8 | .500 | 1-3 | .333 | 2-5 | .400 | 1 | 1 | 2 | 1.8 | 3 | 6 | 0 | 0 | 0 | 11 | 6.3 | |
| ARKANSAS PINE BLUFF | 12/22/13 | * | 14 | 2-3 | .667 | 0-1 | .000 | 0-0 | .000 | 1 | 3 | 4 | 2.0 | 1 | 1 | 3 | 0 | 1 | 4 | 6.2 | |
| NEBRASKA | 12/31/13 | * | 19 | 2-5 | .400 | 0-1 | .000 | 3-6 | .500 | 0 | 1 | 1 | 1.9 | 1 | 3 | 4 | 0 | 2 | 7 | 6.2 | |
| at Wisconsin | 01/05/14 | * | 29 | 3-12 | .250 | 0-3 | .000 | 3-5 | .600 | 1 | 2 | 3 | 2.0 | 1 | 7 | 1 | 0 | 3 | 9 | 6.4 | |
| NORTHWESTERN | 01/09/14 | * | 25 | 3-5 | .600 | 2-3 | .667 | 1-2 | .500 | 0 | 2 | 2 | 2.0 | 1 | 6 | 1 | 1 | 2 | 9 | 6.6 | |
| at Ohio State | 01/12/14 | * | 26 | 3-7 | .429 | 1-4 | .250 | 4-4 | 1.000 | 2 | 3 | 5 | 2.2 | 2 | 3 | 3 | 0 | 1 | 11 | 6.8 | |
| Totals | | | 17 | 366 | 40-102 | .392 | 15-42 | .357 | 21-32 | .656 | 7 | 30 | 37 | 2.2 | 30 | 63 | 20 | 2 | 22 | 116 | 6.8 |

Games played: 17
 Minutes/game: 21.5
 Points/game: 6.8
 FG Pct: 39.2
 3FG Pct: 35.7
 FT Pct: 65.6

Rebounds/game: 2.2
 Assists/game: 3.7
 Turnovers/game: 1.2
 Assist/turnover ratio: 3.2
 Steals/game: 1.3
 Blocks/game: 0.1

- Registered 11 points, and six assists and no turnovers at #16 Iowa State
- Posted game highs in assists (7) and steals (3) to go along with nine points at #4 Wisconsin
- Tallied nine points, six assists and two steals in home win over Northwestern
- Scored 11 points and dished out three assists in road win at #3 Ohio State

Personal Bests

Points: 23 vs. UNI, 12/15/12
Rebounds: 6, 2x, last at Minnesota, 2/3/13
FGM: 7 vs. Western Kentucky, 11/20/12
FGA: 15 at Wisconsin, 2/6/13
3-pt FG: 4 vs. UNI, 12/15/12
3-pt FGA: 6, 2x, last vs. UNI, 12/15/12
FTM: 7 vs. UNI, 12/15/12
FTA: 9 vs. UNI, 12/15/12
Assists: 8 vs. SC State, 12/19/12
Steals: 4 vs. Minnesota, 2/17/13
Blocks: 1, 11x, last vs. Villanova, 11/30/13
Minutes: 42 at Wisconsin, 2/6/13

CAREER STATISTICS

| YEAR | G/GS | FG-A | PCT | 3-PT | PCT | FT-A | PCT | RB | AVG | PF-FO | AS | TO | BK | ST | PTS | AVG |
|---------------|--------------|----------------|-------------|---------------|-------------|--------------|-------------|------------|------------|-------------|------------|-----------|-----------|-----------|------------|------------|
| Fresh. | 34/30 | 106-263 | .403 | 33-104 | .317 | 50-63 | .794 | 88 | 2.6 | 63-0 | 89 | 59 | 10 | 40 | 295 | 8.7 |
| Soph. | 17/17 | 40-102 | .392 | 15-42 | .357 | 21-32 | .656 | 37 | 2.2 | 30-1 | 63 | 20 | 2 | 22 | 116 | 6.8 |
| TOTALS | 51/47 | 146-365 | .400 | 48-146 | .329 | 71-95 | .747 | 125 | 2.5 | 93-1 | 152 | 79 | 12 | 62 | 411 | 8.1 |



IOWA HAWKEYE BASKETBALL

Updated Iowa Player Bio

Peter Jok



3

F., 6-6, 200, Guard
West Des Moines, Iowa
Valley HS

- Played in 15 games, scoring in double figures six times
- Ranks seventh in team scoring (6.5)
- Missed only six free throws (26-of-32)
- Scored 11 points and snagged a personal-best five rebounds in win over UNC Wilmington
- Netted a personal-best 15 points, bolstered by 3-5 shooting from 3-point range, in win over Abilene Christian
- Scored 14 points, shooting 2-of-4 from 3-point range in win over UTEP
- Tallied 14 points and grabbed a personal-best seven rebounds in win over Drake
- Dished out a personal-best four assists to go along with 11 points in win over FDU
- Equaled a personal best with four assists in win over Arkansas-Pine Bluff

Personal Bests

Points: 15 vs. ACU, 11/17/13
Rebounds: 7 vs. Drake, 12/7/13
FGM: 6 vs. ACU, 11/17/13
FGA: 13 vs. UNC Wilmington, 11/8/13
3-pt FG: 3 vs. ACU, 11/17/13
3-pt FGA: 5, 2x, last vs. ACU, 11/17/13
FTM: 4, UTEP, 11/29/13
FTA: 5 vs. UTEP, 11/29/13
Assists: 4, 2x, last vs. Ark.-Pine Bluff, 12/22/13
Steals: 2 vs. ACU, 11/17/13
Blocks: 1, 2x, last vs. Xavier, 11/25/13
Minutes: 24, 2x, last vs. FDU, 12/9/13

2013-14 Game-by-Game

| Opponent | Date | gs | min | Total | | 3-Pointers | | Free throws | | Rebounds | | | | pf | a | t/o | blk | stl | pts | avg |
|---------------------|----------|----|------|--------|------|------------|------|-------------|------|----------|-----|-----|-----|----|----|-----|-----|-----|------|-----|
| | | | | fg-fga | pct | 3fg-fga | pct | ft-fa | pct | off | def | tot | avg | | | | | | | |
| UNC WILMINGTON | 11/08/13 | 20 | 5-13 | .385 | 1-5 | .200 | 0-0 | .000 | 2 | 3 | 5 | 5.0 | 0 | 1 | 1 | 0 | 0 | 11 | 11.0 | |
| NEBRASKA-OMAHA | 11/10/13 | 9 | 1-6 | .167 | 1-3 | .333 | 0-0 | .000 | 0 | 0 | 0 | 2.5 | 1 | 1 | 0 | 0 | 0 | 3 | 7.0 | |
| MD. EASTERN SHORE | 11/14/13 | 24 | 1-5 | .200 | 0-1 | .000 | 8-8 | 1.000 | 0 | 2 | 2 | 2.3 | 2 | 2 | 3 | 0 | 1 | 10 | 8.0 | |
| ABILENE CHRISTIAN | 11/17/13 | 20 | 6-8 | .750 | 3-5 | .600 | 0-1 | .000 | 0 | 0 | 0 | 1.8 | 2 | 3 | 0 | 1 | 2 | 15 | 9.8 | |
| PENN | 11/22/13 | 14 | 2-4 | .500 | 1-2 | .500 | 3-4 | .750 | 0 | 1 | 1 | 1.6 | 2 | 0 | 0 | 0 | 0 | 8 | 9.4 | |
| vs Xavier | 11/28/13 | 9 | 0-2 | .000 | 0-2 | .000 | 0-0 | .000 | 0 | 1 | 1 | 1.5 | 0 | 0 | 1 | 1 | 0 | 0 | 7.8 | |
| vs UTEP | 11/29/13 | 17 | 4-9 | .444 | 2-4 | .500 | 4-5 | .800 | 0 | 0 | 0 | 1.3 | 3 | 1 | 1 | 0 | 0 | 14 | 8.7 | |
| vs Villanova | 11/30/13 | 5 | 1-6 | .167 | 1-4 | .250 | 0-0 | .000 | 0 | 1 | 1 | 1.3 | 0 | 0 | 0 | 0 | 0 | 3 | 8.0 | |
| NOTRE DAME | 12/03/13 | 3 | 1-3 | .333 | 1-2 | .500 | 0-0 | .000 | 0 | 0 | 0 | 1.1 | 1 | 0 | 0 | 0 | 0 | 3 | 7.4 | |
| vs Drake | 12/07/13 | 20 | 5-12 | .417 | 1-5 | .200 | 3-4 | .750 | 3 | 4 | 7 | 1.7 | 1 | 1 | 0 | 0 | 1 | 14 | 8.1 | |
| FAIRLEIGH DICKINSON | 12/09/13 | 24 | 4-7 | .571 | 1-2 | .500 | 2-2 | 1.000 | 0 | 2 | 2 | 1.7 | 0 | 4 | 0 | 0 | 1 | 11 | 8.4 | |
| at Iowa State | 12/13/13 | 8 | 0-2 | .000 | 0-2 | .000 | 2-2 | 1.000 | 0 | 0 | 0 | 1.6 | 0 | 0 | 2 | 0 | 0 | 2 | 7.8 | |
| ARKANSAS PINE BLUFF | 12/22/13 | 14 | 0-2 | .000 | 0-1 | .000 | 1-2 | .500 | 0 | 3 | 3 | 1.7 | 0 | 4 | 4 | 0 | 1 | 1 | 7.3 | |
| NEBRASKA | 12/31/13 | 4 | 0-0 | .000 | 0-0 | .000 | 1-2 | .500 | 0 | 0 | 0 | 1.6 | 0 | 0 | 0 | 0 | 0 | 1 | 6.9 | |
| NORTHWESTERN | 01/09/14 | 7 | 0-0 | .000 | 0-0 | .000 | 2-2 | 1.000 | 0 | 1 | 1 | 1.5 | 0 | 0 | 0 | 0 | 0 | 2 | 6.5 | |
| Totals | | 0 | 198 | 30-79 | .380 | 12-38 | .316 | 26-32 | .813 | 5 | 18 | 23 | 1.5 | 12 | 17 | 12 | 2 | 6 | 98 | 6.5 |

Games played: 15
 Minutes/game: 13.2
 Points/game: 6.5
 FG Pct: 38.0
 3FG Pct: 31.6
 FT Pct: 81.3

Rebounds/game: 1.5
 Assists/game: 1.1
 Turnovers/game: 0.8
 Assist/turnover ratio: 1.4
 Steals/game: 0.4
 Blocks/game: 0.1

CAREER STATISTICS

| YEAR | G/GS | FG-A | PCT | 3-PT | PCT | FT-A | PCT | RB | AVG | PF-FO | AS | TO | BK | ST | PTS | AVG |
|--------|------|-------|------|-------|------|-------|------|----|-----|-------|----|----|----|----|-----|-----|
| Fresh. | 15/0 | 30-79 | .380 | 12-38 | .316 | 26-32 | .813 | 23 | 1.5 | 12-0 | 17 | 12 | 2 | 6 | 98 | 6.5 |



IOWA HAWKEYE BASKETBALL

Updated Iowa Player Bio

Roy Devyn Marble



4

Sr., 6-6, 200, Guard
Southfield, Mich.
Lathrup HS

- Team co-captain
- Reigning Big Ten Player of the Week -- the first of his career -- after leading Iowa to pair of victories last week (Northwestern & Ohio State)
- Averaging 19.8 points, 4.3 rebounds, 3.0 assists and 2.5 steals in four Big Ten games
- Ranks 14th in Iowa career scoring and is the only Big Ten father/son duo to amass 1,000+ career points
- Only Hawkeye to amass 1,100+ points, 350+ rebounds and 275+ assists as a junior
- Only the second Hawkeye to amass 1,400+ points, 325+ assists and 400+ rebounds
- Has scored 27 points or more seven times in his career, including at #4 Wisconsin last Sunday
- Scored 22 or more points five times this season
- Averaged 20.3 points, 4.7 rebounds and 4.2 assists in Battle 4 Atlantis
- Ranks second in the Big Ten in steals (2.2), fourth in assist-to-turnover ratio (2.3), eighth in scoring (16.4), and 12th in assists (3.4)
- Poured in a game-high 27 points in only 20 minutes of action in win over Abilene Christian
- Scored in double figures in 13-of-17 games and 69 times in his career
- Collected a career-high six steals, while also scoring 13 points and dishing out three assists in victory over Penn
- Scored a season-high 30 points and drained four 3-pointers in win over Xavier
- Netted a game-high 24 points and grabbed five rebounds against Villanova
- Scored 13 straight points in a span of three minutes in the second half in win over Notre Dame, while finishing with 17 points

2013-14 Game-by-Game

| Opponent | Date | gs | min | Total | | 3-Pointers | | Free throws | | Rebounds | | | | pf | a | t/o | blk | stl | pts | avg | |
|---------------------|----------|----|-----|--------|--------|------------|-------|-------------|--------|----------|-----|-----|-----|-----|----|-----|-----|-----|-----|------|------|
| | | | | fg-fga | pct | 3fg-fga | pct | ft-fa | pct | off | def | tot | avg | | | | | | | | |
| UNC WILMINGTON | 11/08/13 | * | 20 | 3-5 | .600 | 1-3 | .333 | 1-2 | .500 | 1 | 1 | 2 | 2.0 | 0 | 5 | 2 | 0 | 3 | 8 | 8.0 | |
| NEBRASKA-OMAHA | 11/10/13 | * | 33 | 2-13 | .154 | 0-5 | .000 | 11-14 | .786 | 1 | 4 | 5 | 3.5 | 2 | 4 | 1 | 0 | 2 | 15 | 11.5 | |
| MD. EASTERN SHORE | 11/14/13 | * | 18 | 3-8 | .375 | 1-4 | .250 | 3-4 | .750 | 1 | 1 | 2 | 3.0 | 0 | 5 | 0 | 0 | 4 | 10 | 11.0 | |
| ABILENE CHRISTIAN | 11/17/13 | * | 20 | 9-13 | .692 | 3-6 | .500 | 6-6 | 1.000 | 0 | 3 | 3 | 3.0 | 0 | 2 | 1 | 0 | 1 | 27 | 15.0 | |
| PENN | 11/22/13 | * | 26 | 4-13 | .308 | 1-5 | .200 | 4-7 | .571 | 1 | 1 | 2 | 2.8 | 1 | 3 | 2 | 1 | 6 | 13 | 14.6 | |
| vs Xavier | 11/28/13 | * | 32 | 10-23 | .435 | 4-10 | .400 | 6-11 | .545 | 4 | 2 | 6 | 3.3 | 2 | 2 | 2 | 0 | 3 | 30 | 17.2 | |
| vs UTEP | 11/29/13 | * | 21 | 2-6 | .333 | 0-1 | .000 | 3-4 | .750 | 2 | 1 | 3 | 3.3 | 1 | 6 | 0 | 0 | 0 | 7 | 15.7 | |
| vs Villanova | 11/30/13 | * | 37 | 8-23 | .348 | 2-7 | .286 | 6-12 | .500 | 1 | 4 | 5 | 3.5 | 2 | 5 | 4 | 0 | 2 | 24 | 16.8 | |
| NOTRE DAME | 12/03/13 | * | 36 | 7-14 | .500 | 2-5 | .400 | 1-2 | .500 | 0 | 3 | 3 | 3.4 | 0 | 2 | 1 | 1 | 1 | 17 | 16.8 | |
| vs Drake | 12/07/13 | * | 29 | 5-11 | .455 | 0-3 | .000 | 4-6 | .667 | 0 | 6 | 6 | 3.7 | 1 | 3 | 0 | 0 | 2 | 14 | 16.5 | |
| FAIRLEIGH DICKINSON | 12/09/13 | * | 20 | 3-9 | .333 | 1-3 | .333 | 0-0 | .000 | 1 | 2 | 3 | 3.6 | 1 | 2 | 2 | 0 | 1 | 7 | 15.6 | |
| at Iowa State | 12/13/13 | * | 35 | 6-15 | .400 | 2-4 | .500 | 5-8 | .625 | 0 | 3 | 3 | 3.6 | 2 | 6 | 1 | 0 | 2 | 19 | 15.9 | |
| ARKANSAS PINE BLUFF | 12/22/13 | * | 10 | 2-3 | .667 | 1-1 | 1.000 | 3-6 | .500 | 0 | 1 | 1 | 3.4 | 0 | 1 | 1 | 0 | 1 | 8 | 15.3 | |
| NEBRASKA | 12/31/13 | * | 31 | 4-12 | .333 | 0-1 | .000 | 7-11 | .636 | 4 | 4 | 8 | 3.7 | 3 | 2 | 2 | 0 | 0 | 15 | 15.3 | |
| at Wisconsin | 01/05/14 | * | 36 | 10-24 | .417 | 4-5 | .800 | 3-4 | .750 | 1 | 2 | 3 | 3.7 | 4 | 1 | 3 | 0 | 3 | 27 | 16.1 | |
| NORTHWESTERN | 01/09/14 | * | 24 | 5-7 | .714 | 3-3 | 1.000 | 2-4 | .500 | 0 | 2 | 2 | 3.6 | 3 | 6 | 0 | 0 | 4 | 15 | 16.0 | |
| at Ohio State | 01/12/14 | * | 33 | 7-13 | .538 | 0-2 | .000 | 8-11 | .727 | 0 | 4 | 4 | 3.6 | 3 | 3 | 3 | 2 | 3 | 22 | 16.4 | |
| Totals | | | 17 | 461 | 90-212 | .425 | 25-68 | .368 | 73-112 | .652 | 17 | 44 | 61 | 3.6 | 25 | 58 | 25 | 4 | 38 | 278 | 16.4 |

Games played: 17
Minutes/game: 27.1
Points/game: 16.4
FG Pct: 42.5
3FG Pct: 36.8
FT Pct: 65.2

Rebounds/game: 3.6
Assists/game: 3.4
Turnovers/game: 1.5
Assist/turnover ratio: 2.3
Steals/game: 2.2
Blocks/game: 0.2

- Registered 19 points and dished out six assists at #16 Iowa State
- Led team in scoring (15) and rebounding (8) in win over Nebraska
- Netted a game-high 27 points and collected three steals at #4 Wisconsin
- Scored 15 points, dished out six assists and collected a game-high four steals in home win over Northwestern
- Shared game-high scoring honors with 22 points to go along with three assists and three steals in road win at #3 Ohio State

Personal Bests

Points: 31 at Oregon, 3/18/12
Rebounds: 9 vs. Indiana, 12/31/12
FGM: 10, 2x, last vs. Xavier, 11/28/13
FGA: 24, at Wisconsin, 01/05/14
3-pt FG: 7 at Oregon, 3/18/12
3-pt FGA: 10 vs. Xavier, 11/28/13
FTM: 14 vs. UNI, 12/15/12
FTA: 19 vs. UNI, 12/15/12
Assists: 8 vs. Wisconsin, 2/23/12
Steals: 6 vs. Penn, 11/22/13
Blocks: 3 vs. Boise State, 12/22/11
Minutes: 40, 2x, last vs. C. Mich, 11/12/12

CAREER STATISTICS

| YEAR | G/GS | FG-A | PCT | 3-PT | PCT | FT-A | PCT | RB | AVG | PF-FO | AS | TO | BK | ST | PTS | AVG |
|---------------|---------------|-----------------|-------------|----------------|-------------|----------------|-------------|------------|------------|--------------|------------|------------|-----------|------------|-------------|-------------|
| Fresh. | 31/6 | 66-174 | .379 | 11-41 | .268 | 35-66 | .530 | 74 | 2.4 | 41-0 | 41 | 34 | 2 | 21 | 178 | 5.7 |
| Soph. | 35/27 | 139-319 | .436 | 22-56 | .393 | 102-141 | .723 | 133 | 3.8 | 57-0 | 126 | 61 | 14 | 53 | 402 | 11.5 |
| Junior | 37/37 | 176-430 | .409 | 49-150 | .337 | 153-189 | .810 | 147 | 4.0 | 50-0 | 112 | 80 | 10 | 42 | 554 | 15.0 |
| Senior | 17/17 | 90-212 | .425 | 25-68 | .368 | 73-112 | .652 | 61 | 3.6 | 25-0 | 58 | 25 | 4 | 38 | 278 | 16.4 |
| TOTALS | 120/87 | 471-1135 | .415 | 107-315 | .340 | 363-508 | .715 | 415 | 3.5 | 173-0 | 337 | 200 | 30 | 154 | 1412 | 11.8 |



IOWA HAWKEYE BASKETBALL

Updated Iowa Player Bio

Zach McCabe



15

Sr., 6-7, 235, Forward
Sioux City, Iowa
Bishop Heelan HS

- Team co-captain
- Scored in double figures eight times this season, and 28 career times
- Ranks fifth in team scoring (7.1)
- Went 14-of-28 from the field, and 8-of-16 from 3-point range in three games at Battle 4 Atlantis
- Averaged 13 points in three games at Battle 4 Atlantis
- Netted a season-high 14 points against UTEP and Villanova
- Grabbed a game-high seven rebounds in win over Arkansas-Pine Bluff
- Had seven points and three rebounds in home win over Northwestern
- Collected four rebounds and three assists in road win at #3 Ohio State

Personal Bests

Points: 20, 3x, last vs. Dayton, 3/13/12
Rebounds: 10 vs. Minnesota, 2/1/12
FGM: 9, 2x, last vs. Dayton, 3/13/12
FGA: 13, 2x, last at Purdue, 1/17/12
3-pt FG: 4, 2x, last vs. Villanova, 11/30/13
3-pt FGA: 7, 2x, last vs. Villanova, 11/30/13
FTM: 7 vs. Minnesota, 2/17/13
FTA: 7, 3x, last vs. Minnesota, 2/17/13
Assists: 4 vs. Minnesota, 2/1/12
Steals: 4, 2x, last vs. Penn State, 1/31/13
Blocks: 2 at Penn State, 2/16/12
Minutes: 36 at Purdue, 1/17/12

2013-14 Game-by-Game

| Opponent | Date | gs | min | Total | | 3-Pointers | | Free throws | | Rebounds | | | | pf | a | t/o | blk | stl | pts | avg |
|---------------------|----------|----|------|--------|------|------------|------|-------------|------|----------|-----|-----|-----|----|----|-----|-----|-----|-----|-----|
| | | | | fg-fga | pct | 3fg-fga | pct | ft-fa | pct | off | def | tot | avg | | | | | | | |
| UNC WILMINGTON | 11/08/13 | 19 | 2-5 | .400 | 0-1 | .000 | 1-2 | .500 | 3 | 4 | 7 | 7.0 | 0 | 1 | 1 | 0 | 0 | 5 | 5.0 | |
| NEBRASKA-OMAHA | 11/10/13 | 20 | 3-6 | .500 | 1-1 | 1.000 | 5-6 | .833 | 2 | 1 | 3 | 5.0 | 3 | 0 | 2 | 0 | 1 | 12 | 8.5 | |
| MD. EASTERN SHORE | 11/14/13 | 12 | 4-7 | .571 | 2-3 | .667 | 1-2 | .500 | 2 | 3 | 5 | 5.0 | 0 | 1 | 0 | 0 | 1 | 11 | 9.3 | |
| ABILENE CHRISTIAN | 11/17/13 | 17 | 4-5 | .800 | 2-3 | .667 | 0-0 | .000 | 0 | 3 | 3 | 4.5 | 2 | 3 | 1 | 0 | 0 | 10 | 9.5 | |
| PENN | 11/22/13 | 8 | 0-2 | .000 | 0-1 | .000 | 1-2 | .500 | 0 | 2 | 2 | 4.0 | 3 | 0 | 1 | 0 | 1 | 1 | 7.8 | |
| vs Xavier | 11/28/13 | 19 | 4-9 | .444 | 1-4 | .250 | 2-2 | 1.000 | 2 | 1 | 3 | 3.8 | 5 | 0 | 0 | 0 | 1 | 11 | 8.3 | |
| vs UTEP | 11/29/13 | 14 | 5-8 | .625 | 3-5 | .600 | 1-2 | .500 | 2 | 0 | 2 | 3.6 | 1 | 2 | 0 | 0 | 0 | 14 | 9.1 | |
| vs Villanova | 11/30/13 | 23 | 5-11 | .455 | 4-7 | .571 | 0-0 | .000 | 2 | 0 | 2 | 3.4 | 5 | 2 | 4 | 0 | 0 | 14 | 9.8 | |
| NOTRE DAME | 12/03/13 | 22 | 3-5 | .600 | 1-1 | 1.000 | 3-3 | 1.000 | 1 | 2 | 3 | 3.3 | 4 | 1 | 0 | 0 | 0 | 10 | 9.8 | |
| vs Drake | 12/07/13 | 17 | 2-6 | .333 | 1-4 | .250 | 2-2 | 1.000 | 3 | 1 | 4 | 3.4 | 1 | 0 | 0 | 0 | 0 | 7 | 9.5 | |
| FAIRLEIGH DICKINSON | 12/09/13 | 16 | 2-6 | .333 | 1-3 | .333 | 5-6 | .833 | 1 | 0 | 1 | 3.2 | 0 | 2 | 0 | 0 | 1 | 10 | 9.5 | |
| at Iowa State | 12/13/13 | 15 | 0-7 | .000 | 0-4 | .000 | 0-0 | .000 | 1 | 2 | 3 | 3.2 | 4 | 0 | 1 | 0 | 0 | 0 | 8.8 | |
| ARKANSAS PINE BLUFF | 12/22/13 | 16 | 1-5 | .200 | 0-2 | .000 | 0-0 | .000 | 0 | 7 | 7 | 3.5 | 0 | 2 | 0 | 0 | 0 | 2 | 8.2 | |
| NEBRASKA | 12/31/13 | 11 | 1-4 | .250 | 0-0 | .000 | 1-3 | .333 | 0 | 1 | 1 | 3.3 | 3 | 1 | 0 | 0 | 1 | 3 | 7.9 | |
| at Wisconsin | 01/05/14 | 18 | 2-5 | .400 | 0-2 | .000 | 0-0 | .000 | 1 | 2 | 3 | 3.3 | 1 | 0 | 0 | 0 | 0 | 4 | 7.6 | |
| NORTHWESTERN | 01/09/14 | 14 | 3-7 | .429 | 1-3 | .333 | 0-0 | .000 | 1 | 2 | 3 | 3.3 | 3 | 0 | 1 | 0 | 0 | 7 | 7.6 | |
| at Ohio State | 01/12/14 | 16 | 0-8 | .000 | 0-5 | .000 | 0-0 | .000 | 0 | 4 | 4 | 3.3 | 1 | 3 | 1 | 0 | 0 | 0 | 7.1 | |
| Totals | | 0 | 277 | 41-106 | .387 | 17-49 | .347 | 22-30 | .733 | 21 | 35 | 56 | 3.3 | 36 | 18 | 12 | 0 | 6 | 121 | 7.1 |

Games played: 17
 Minutes/game: 16.3
 Points/game: 7.1
 FG Pct: 38.7
 3FG Pct: 34.7
 FT Pct: 73.3

Rebounds/game: 3.3
 Assists/game: 1.1
 Turnovers/game: 0.7
 Assist/turnover ratio: 1.5
 Steals/game: 0.4

CAREER STATISTICS

| YEAR | G/GS | FG-A | PCT | 3-PT | PCT | FT-A | PCT | RB | AVG | PF-FO | AS | TO | BK | ST | PTS | AVG |
|---------------|---------------|----------------|-------------|---------------|-------------|----------------|-------------|------------|------------|---------------|------------|------------|-----------|-----------|------------|------------|
| Fresh. | 31/2 | 59-169 | .349 | 24-84 | .286 | 37-46 | .804 | 111 | 3.6 | 69-3 | 24 | 48 | 1 | 22 | 179 | 5.8 |
| Soph. | 35/30 | 99-200 | .495 | 22-49 | .449 | 53-71 | .746 | 161 | 4.6 | 119-7 | 36 | 60 | 9 | 29 | 273 | 7.8 |
| Junior | 38/7 | 73-195 | .374 | 31-97 | .320 | 41-54 | .759 | 141 | 3.7 | 100-1 | 48 | 40 | 5 | 30 | 218 | 5.7 |
| Senior | 17/0 | 41-106 | .387 | 17-49 | .347 | 22-30 | .733 | 56 | 3.3 | 36-2 | 18 | 12 | 0 | 6 | 121 | 7.1 |
| TOTALS | 121/39 | 272-670 | .406 | 94-279 | .337 | 153-201 | .761 | 469 | 3.9 | 324-13 | 126 | 160 | 15 | 87 | 791 | 6.5 |



IOWA HAWKEYE BASKETBALL

Updated Iowa Player Bio

Kyle Meyer



42

Fr.-RS, 6-10, 225, Forward
Alpharetta, Ga.
Northview HS

- Redshirted last season
- Played in nine career games, scoring in three contests
- Scored two points, grabbed three rebounds and had an assist in win over UNC Wilmington
- Posted career bests in rebounds (7), scoring (3) and assists (2) in win over Maryland Eastern Shore
- Had three rebounds in victory over Penn
- Grabbed a rebound in victory over UTEP
- Blocked a shot in home win over Northwestern

Personal Bests

Points: 3 vs. Md. Eastern Shore, 11/14/13
Rebounds: 7 vs. Md. Eastern Shore, 11/14/13
FGM: 1, 2x, last vs. Md. Eastern Shore, 11/14/13
FGA: 3 vs. Md. Eastern Shore, 11/14/13
3-pt FG: 1 vs. Md. Eastern Shore, 11/14/13
3-pt FGA: 2 vs. Md. Eastern Shore, 11/14/13
FTM: 1 vs. ACU, 11/17/13
FTA: 2 vs. ACU, 11/17/13
Assists: 2 vs. Md. Eastern Shore, 11/14/13
Steals: 1 vs. ACU, 11/17/13
Blocks: 1, vs. Northwestern, 1/9/14
Minutes: 8, 2x, last vs. ACU, 11/17/13

2013-14 Game-by-Game

| Opponent | Date | gs | min | Total | | 3-Pointers | | Free throws | | Rebounds | | | | pf | a | t/o | blk | stl | pts | avg |
|---------------------|----------|----|-----|--------|------|------------|------|-------------|------|----------|-----|-----|-----|----|---|-----|-----|-----|-----|-----|
| | | | | fg-fga | pct | 3fg-fga | pct | ft-fa | pct | off | def | tot | avg | | | | | | | |
| UNC WILMINGTON | 11/08/13 | 6 | 1-2 | .500 | 0-0 | .000 | 0-0 | .000 | 0-0 | 1 | 2 | 3 | 3.0 | 0 | 1 | 2 | 0 | 0 | 2 | 2.0 |
| MD. EASTERN SHORE | 11/14/13 | 8 | 1-3 | .333 | 1-2 | .500 | 0-0 | .000 | 0-0 | 1 | 6 | 7 | 5.0 | 2 | 2 | 2 | 0 | 0 | 3 | 2.5 |
| ABILENE CHRISTIAN | 11/17/13 | 8 | 0-0 | .000 | 0-0 | .000 | 1-2 | .500 | 1 | 0 | 1 | 3.7 | 0 | 1 | 0 | 0 | 1 | 1 | 2.0 | |
| PENN | 11/22/13 | 5 | 0-2 | .000 | 0-1 | .000 | 0-0 | .000 | 0-0 | 1 | 2 | 3 | 3.5 | 0 | 0 | 0 | 0 | 0 | 0 | 1.5 |
| vs UTEP | 11/29/13 | 8 | 0-1 | .000 | 0-1 | .000 | 0-0 | .000 | 0-0 | 0 | 1 | 1 | 3.0 | 1 | 0 | 0 | 0 | 0 | 0 | 1.2 |
| vs Drake | 12/07/13 | 1 | 0-0 | .000 | 0-0 | .000 | 0-0 | .000 | 0-0 | 0 | 0 | 0 | 2.5 | 0 | 0 | 0 | 0 | 0 | 0 | 1.0 |
| FAIRLEIGH DICKINSON | 12/09/13 | 5 | 0-0 | .000 | 0-0 | .000 | 0-0 | .000 | 0-0 | 0 | 0 | 0 | 2.1 | 0 | 0 | 0 | 0 | 0 | 0 | 0.9 |
| ARKANSAS PINE BLUFF | 12/22/13 | 6 | 0-1 | .000 | 0-0 | .000 | 0-0 | .000 | 0-0 | 0 | 0 | 0 | 1.9 | 2 | 0 | 1 | 0 | 0 | 0 | 0.8 |
| NORTHWESTERN | 01/09/14 | 1 | 0-0 | .000 | 0-0 | .000 | 0-0 | .000 | 0-0 | 0 | 0 | 0 | 1.7 | 0 | 0 | 0 | 1 | 0 | 0 | 0.7 |
| Totals | | 0 | 48 | 2-9 | .222 | 1-4 | .250 | 1-2 | .500 | 4 | 11 | 15 | 1.7 | 5 | 4 | 5 | 1 | 1 | 6 | 0.7 |

Games played: 9
 Minutes/game: 5.3
 Points/game: 0.7
 FG Pct: 22.2
 3FG Pct: 25.0
 FT Pct: 50.0

Rebounds/game: 1.7
 Assists/game: 0.4
 Turnovers/game: 0.6
 Assist/turnover ratio: 0.8
 Steals/game: 0.1
 Blocks/game: 0.1

CAREER STATISTICS

| YEAR | G/GS | FG-A | PCT | 3-PT | PCT | FT-A | PCT | RB | AVG | PF-FO | AS | TO | BK | ST | PTS | AVG |
|--------|------|------|------|------|------|------|------|----|-----|-------|----|----|----|----|-----|-----|
| Fresh. | 9/0 | 2-9 | .222 | 1-4 | .250 | 1-2 | .500 | 15 | 1.7 | 5-0 | 4 | 5 | 1 | 1 | 6 | 0.7 |



IOWA HAWKEYE BASKETBALL

Updated Iowa Player Bio

Josh Oglesby



2

Jr., 6-5, 208, Guard
Cedar Rapids, Iowa
Washington HS

- Scored in double figures 13 career times, including once this season
- Broke a bone in his right foot on Nov. 6, and returned to return to action, Dec. 22, vs. Arkansas-Pine Bluff
- Made first four 3-pointers in season debut, finishing with 13 points in win over Arkansas-Pine Bluff
- After being held scoreless in Iowa's first two Big Ten games, netted five points and grabbed three rebounds in home win over Northwestern
- Scored eight points, including five crucial points down the stretch, in road win at #3 Ohio State

Personal Bests

Points: 24 at Indiana, 1/29/12
Rebounds: 5, 2x, last vs. Wichita State, 11/21/12
FGM: 8 at Indiana, 1/29/12
FGA: 12 at Indiana, 1/29/12
3-pt FG: 6 at Indiana, 1/29/12
3-pt FGA: 11 at Wisconsin, 2/6/13
FTM: 5 vs. Indiana, 2/19/12
FTA: 6 vs. Indiana, 2/19/12
Assists: 4, 2x, last vs. Northwestern, 1/13/13
Steals: 2, 3x, last at Minnesota, 2/3/13
Blocks: 2 vs. Wichita State, 11/21/12
Minutes: 36 vs. Indiana, 2/19/12

2013-14 Game-by-Game

| Opponent | Date | gs | min | Total | | 3-Pointers | | Free throws | | Rebounds | | | | pf | a | t/o | blk | stl | pts | avg |
|---------------------|----------|----|-----|--------|------|------------|------|-------------|------|----------|-----|-----|-----|----|---|-----|-----|-----|-----|------|
| | | | | fg-fga | pct | 3fg-fga | pct | ft-fa | pct | off | def | tot | avg | | | | | | | |
| ARKANSAS PINE BLUFF | 12/22/13 | 20 | | 4-5 | .800 | 4-5 | .800 | 1-2 | .500 | 0 | 2 | 2 | 2.0 | 0 | 2 | 2 | 0 | 1 | 13 | 13.0 |
| NEBRASKA | 12/31/13 | 11 | | 0-2 | .000 | 0-1 | .000 | 0-0 | .000 | 0 | 0 | 0 | 1.0 | 1 | 0 | 1 | 1 | 0 | 0 | 6.5 |
| at Wisconsin | 01/05/14 | 11 | | 0-2 | .000 | 0-0 | .000 | 0-0 | .000 | 0 | 1 | 1 | 1.0 | 0 | 1 | 0 | 0 | 0 | 0 | 4.3 |
| NORTHWESTERN | 01/09/14 | 17 | | 2-6 | .333 | 1-3 | .333 | 0-0 | .000 | 1 | 2 | 3 | 1.5 | 2 | 1 | 0 | 0 | 0 | 5 | 4.5 |
| at Ohio State | 01/12/14 | 17 | | 3-6 | .500 | 2-4 | .500 | 0-0 | .000 | 1 | 0 | 1 | 1.4 | 1 | 1 | 0 | 0 | 0 | 8 | 5.2 |
| Totals | | 0 | 76 | 9-21 | .429 | 7-13 | .538 | 1-2 | .500 | 2 | 5 | 7 | 1.4 | 4 | 5 | 3 | 1 | 1 | 26 | 5.2 |

Games played: 5
 Minutes/game: 15.2
 Points/game: 5.2
 FG Pct: 42.9
 3FG Pct: 53.8
 FT Pct: 50.0

Rebounds/game: 1.4
 Assists/game: 1.0
 Turnovers/game: 0.6
 Assist/turnover ratio: 1.7
 Steals/game: 0.2
 Blocks/game: 0.2

CAREER STATISTICS

| YEAR | G/GS | FG-A | PCT | 3-PT | PCT | FT-A | PCT | RB | AVG | PF-FO | AS | TO | BK | ST | PTS | AVG |
|--------|------|---------|------|--------|------|-------|------|-----|-----|-------|----|----|----|----|-----|-----|
| Fresh. | 35/5 | 76-191 | .398 | 45-121 | .372 | 26-36 | .722 | 59 | 1.7 | 26-0 | 41 | 15 | 2 | 7 | 223 | 6.4 |
| Soph. | 37/2 | 52-190 | .274 | 42-156 | .269 | 19-24 | .792 | 50 | 1.4 | 19-0 | 38 | 19 | 3 | 12 | 165 | 4.5 |
| Junior | 5/0 | 9-21 | .429 | 7-13 | .538 | 1-2 | .500 | 7 | 1.4 | 4-0 | 5 | 3 | 1 | 1 | 26 | 5.2 |
| TOTALS | 77/7 | 137-402 | .341 | 94-290 | .324 | 46-62 | .742 | 116 | 1.5 | 49-0 | 84 | 37 | 6 | 20 | 414 | 5.4 |



IOWA HAWKEYE BASKETBALL

Updated Iowa Player Bio

Gabriel Olaseni



0

Jr., 6-10, 225, Center
London, England
Sunrise Christian Academy

- Leads team in offensive rebounds, pulling down an offensive rebound every 6.28 minutes played
- Posted two double-doubles this season (Xavier and Fairleigh Dickinson)
- Rejected at least three shots five times this season
- Leads the team in rejections (26), and ranks eighth in the Big Ten in blocks per game (1.5)
- Netted double figures four times this season
- Blocked a season-high five shots, while also scoring eight points and grabbing seven rebounds in win over UNC Wilmington
- Had eight points and six rebounds in victory over Penn
- Averaged eight boards and 5.3 points, while shooting .909 (10-11) percent from the free-throw line in Battle 4 Atlantis Tournament
- Made a career-high eight free throws (nine at-tempts) and grabbed a personal-best 11 rebounds in win over Xavier
- Tallied nine points and cleared five rebounds in win over Notre Dame
- Posted eight points and six rebounds at #4 Wisconsin

Personal Bests

Points: 14 vs. Coppin State, 12/22/12
Rebounds: 11 vs. Xavier, 11/28/13
FGM: 6 vs. Coppin State, 12/22/12
FGA: 8, 2x, last at Michigan, 1/6/13
FTM: 8 vs. Xavier, 11/28/13
FTA: 9 vs. Xavier, 11/28/13
Assists: 3 vs. Nebraska, 3/9/13
Steals: 2, 2x, last vs. SC State, 12/19/12
Blocks: 7 vs. Illinois, 3/5/13

2013-14 Game-by-Game

| Opponent | Date | gs | min | Total | | 3-Pointers | | Free throws | | Rebounds | | | | pf | a | t/o | blk | stl | pts | avg |
|---------------------|----------|----|------|--------|------|------------|------|-------------|------|----------|-----|-----|-----|----|---|-----|-----|-----|-----|-----|
| | | | | fg-fga | pct | 3fg-fga | pct | ft-fa | pct | off | def | tot | avg | | | | | | | |
| UNC WILMINGTON | 11/08/13 | 17 | 1-8 | .125 | 0-0 | .000 | 6-8 | .750 | 3 | 4 | 7 | 7.0 | 1 | 0 | 0 | 5 | 0 | 8 | 8.0 | |
| NEBRASKA-OMAHA | 11/10/13 | 13 | 0-1 | .000 | 0-0 | .000 | 0-0 | .000 | 1 | 0 | 1 | 4.0 | 2 | 0 | 1 | 1 | 1 | 0 | 4.0 | |
| MD. EASTERN SHORE | 11/14/13 | 13 | 5-10 | .500 | 0-0 | .000 | 0-2 | .000 | 5 | 0 | 5 | 4.3 | 2 | 0 | 1 | 3 | 0 | 10 | 6.0 | |
| ABILENE CHRISTIAN | 11/17/13 | 16 | 4-5 | .800 | 0-0 | .000 | 2-4 | .500 | 1 | 2 | 3 | 4.0 | 1 | 0 | 0 | 1 | 0 | 10 | 7.0 | |
| PENN | 11/22/13 | 16 | 3-6 | .500 | 0-0 | .000 | 2-3 | .667 | 3 | 3 | 6 | 4.4 | 3 | 0 | 3 | 3 | 1 | 8 | 7.2 | |
| vs Xavier | 11/28/13 | 29 | 1-5 | .200 | 0-0 | .000 | 8-9 | .889 | 7 | 4 | 11 | 5.5 | 4 | 1 | 0 | 4 | 0 | 10 | 7.7 | |
| vs UTEP | 11/29/13 | 15 | 1-4 | .250 | 0-0 | .000 | 2-2 | 1.000 | 4 | 4 | 8 | 5.9 | 2 | 1 | 1 | 0 | 0 | 4 | 7.1 | |
| vs Villanova | 11/30/13 | 18 | 1-1 | 1.000 | 0-0 | .000 | 0-0 | .000 | 1 | 4 | 5 | 5.8 | 0 | 0 | 0 | 3 | 0 | 2 | 6.5 | |
| NOTRE DAME | 12/03/13 | 11 | 3-5 | .600 | 0-0 | .000 | 3-4 | .750 | 3 | 2 | 5 | 5.7 | 3 | 2 | 1 | 1 | 0 | 9 | 6.8 | |
| vs Drake | 12/07/13 | 17 | 0-2 | .000 | 0-0 | .000 | 3-4 | .750 | 1 | 1 | 2 | 5.3 | 2 | 0 | 1 | 2 | 1 | 3 | 6.4 | |
| FAIRLEIGH DICKINSON | 12/09/13 | 19 | 5-11 | .455 | 0-0 | .000 | 4-5 | .800 | 3 | 7 | 10 | 5.7 | 1 | 1 | 0 | 0 | 0 | 14 | 7.1 | |
| at Iowa State | 12/13/13 | 10 | 1-1 | 1.000 | 0-0 | .000 | 0-0 | .000 | 0 | 0 | 0 | 5.3 | 2 | 1 | 0 | 0 | 0 | 2 | 6.7 | |
| ARKANSAS PINE BLUFF | 12/22/13 | 16 | 2-4 | .500 | 0-0 | .000 | 2-2 | 1.000 | 4 | 2 | 6 | 5.3 | 4 | 2 | 2 | 1 | 1 | 6 | 6.6 | |
| NEBRASKA | 12/31/13 | 12 | 1-1 | 1.000 | 0-0 | .000 | 0-0 | .000 | 1 | 4 | 5 | 5.3 | 1 | 0 | 1 | 2 | 0 | 2 | 6.3 | |
| at Wisconsin | 01/05/14 | 19 | 3-7 | .429 | 0-0 | .000 | 2-4 | .500 | 4 | 2 | 6 | 5.3 | 4 | 0 | 2 | 0 | 0 | 8 | 6.4 | |
| NORTHWESTERN | 01/09/14 | 10 | 1-1 | 1.000 | 0-0 | .000 | 1-2 | .500 | 0 | 3 | 3 | 5.2 | 5 | 1 | 0 | 0 | 0 | 3 | 6.2 | |
| at Ohio State | 01/12/14 | 13 | 0-1 | .000 | 0-0 | .000 | 1-2 | .500 | 1 | 0 | 1 | 4.9 | 3 | 0 | 0 | 0 | 0 | 1 | 5.9 | |
| Totals | | 0 | 264 | 32-73 | .438 | 0-0 | .000 | 36-51 | .706 | 42 | 42 | 84 | 4.9 | 40 | 9 | 13 | 26 | 4 | 100 | 5.9 |

Games played: 17
 Minutes/game: 15.5
 Points/game: 5.9
 FG Pct: 43.8
 FT Pct: 70.6

Rebounds/game: 4.9
 Assists/game: 0.5
 Turnovers/game: 0.8
 Assist/turnover ratio: 0.7
 Steals/game: 0.2
 Blocks/game: 1.5

CAREER STATISTICS

| YEAR | G/GS | FG-A | PCT | 3-PT | PCT | FT-A | PCT | RB | AVG | PF-FO | AS | TO | BK | ST | PTS | AVG |
|---------------|-------------|---------------|-------------|------------|-------------|---------------|-------------|------------|------------|--------------|-----------|-----------|-----------|-----------|------------|------------|
| Fresh. | 18/0 | 9-19 | .474 | 0-0 | .000 | 8-13 | .615 | 22 | 1.2 | 12-0 | 3 | 9 | 8 | 4 | 26 | 1.4 |
| Soph. | 37/0 | 37-71 | .521 | 0-0 | .000 | 25-36 | .694 | 96 | 2.6 | 53-0 | 8 | 18 | 36 | 7 | 99 | 2.7 |
| Junior | 17/0 | 32-73 | .438 | 0-0 | .000 | 36-51 | .706 | 84 | 4.9 | 40-1 | 9 | 13 | 26 | 4 | 100 | 5.9 |
| TOTALS | 72/0 | 78-163 | .479 | 0-0 | .000 | 69-100 | .690 | 202 | 2.8 | 105-1 | 20 | 40 | 70 | 15 | 225 | 3.1 |



IOWA HAWKEYE BASKETBALL

Updated Iowa Player Bio

Darius Stokes



35

Jr., 6-7, 208, Forward
Cedar Rapids, Iowa
Linn-Mar HS

- Earned a scholarship this summer after being a non-scholarship athlete
- Saw action in 33 career games, including nine this season
- Missed the Abilene Christian game due to an injured foot, but played in next outing against Penn
- Saw three minutes of action in win over UTEP
- Grabbed a rebound in five minutes of action in win over Fairleigh Dickinson

Personal Bests

Points: 2, 5x, last vs. Minnesota, 2/17/13
Rebounds: 5 vs. SC State, 12/19/12
FGM: 1, 5x, last vs. Minnesota, 2/17/13
FGA: 4, vs. A&M-CC, 12/1/12
3-pt FG: - - -
3-pt FGA: 2 vs. SC State, 12/19/12
FTM: 1, 2x, last vs. Coppin St, 12/22/12
FTA: 2, 2x, last vs. Coppin St, 12/22/12
Assists: 1, 3x, last vs. UTPA, 11/9/12
Steals: 1 vs. Clemson, 11/29/11
Blocks: 1, 4x, last vs. Nebraska, 3/9/13
Minutes: 9 vs. UNC Wilmington, 11/8/13

2013-14 Game-by-Game

| Opponent | Date | gs | min | Total | | 3-Pointers | | Free throws | | Rebounds | | | | pf | a | t/o | blk | stl | pts | avg |
|---------------------|----------|----|-----|--------|------|------------|------|-------------|------|----------|-----|-----|-----|----|---|-----|-----|-----|-----|-----|
| | | | | fg-fga | pct | 3fg-fga | pct | ft-fa | pct | off | def | tot | avg | | | | | | | |
| UNC WILMINGTON | 11/08/13 | 9 | | 0-1 | .000 | 0-0 | .000 | 0-0 | .000 | 0 | 0 | 0 | 0.0 | 3 | 0 | 1 | 0 | 0 | 0 | 0.0 |
| MD. EASTERN SHORE | 11/14/13 | 8 | | 1-3 | .333 | 0-0 | .000 | 0-0 | .000 | 0 | 0 | 0 | 0.0 | 1 | 0 | 0 | 0 | 0 | 2 | 1.0 |
| PENN | 11/22/13 | 3 | | 0-1 | .000 | 0-0 | .000 | 0-0 | .000 | 1 | 1 | 2 | 0.7 | 1 | 0 | 0 | 0 | 0 | 0 | 0.7 |
| vs UTEP | 11/29/13 | 3 | | 0-0 | .000 | 0-0 | .000 | 0-0 | .000 | 0 | 0 | 0 | 0.5 | 0 | 0 | 0 | 0 | 0 | 0 | 0.5 |
| vs Drake | 12/07/13 | 1 | | 0-0 | .000 | 0-0 | .000 | 0-0 | .000 | 0 | 0 | 0 | 0.4 | 0 | 0 | 0 | 0 | 0 | 0 | 0.4 |
| FAIRLEIGH DICKINSON | 12/09/13 | 5 | | 0-1 | .000 | 0-0 | .000 | 0-0 | .000 | 0 | 1 | 1 | 0.5 | 0 | 0 | 0 | 0 | 0 | 0 | 0.3 |
| at Iowa State | 12/13/13 | 1 | | 0-0 | .000 | 0-0 | .000 | 0-0 | .000 | 0 | 0 | 0 | 0.4 | 1 | 0 | 0 | 0 | 0 | 0 | 0.3 |
| ARKANSAS PINE BLUFF | 12/22/13 | 6 | | 0-0 | .000 | 0-0 | .000 | 1-2 | .500 | 0 | 0 | 0 | 0.4 | 1 | 0 | 1 | 0 | 0 | 1 | 0.4 |
| NORTHWESTERN | 01/09/14 | 1 | | 0-0 | .000 | 0-0 | .000 | 0-0 | .000 | 0 | 0 | 0 | 0.3 | 0 | 0 | 0 | 0 | 0 | 0 | 0.3 |
| Totals | | 0 | 37 | 1-6 | .167 | 0-0 | .000 | 1-2 | .500 | 1 | 2 | 3 | 0.3 | 7 | 0 | 2 | 0 | 0 | 3 | 0.3 |

Games played: 9
 Minutes/game: 4.1
 Points/game: 0.3
 FG Pct: 16.7
 FT Pct: 50.0

Rebounds/game: 0.3
 Turnovers/game: 0.2

CAREER STATISTICS

| YEAR | G/GS | FG-A | PCT | 3-PT | PCT | FT-A | PCT | RB | AVG | PF-FO | AS | TO | BK | ST | PTS | AVG |
|--------|------|------|------|------|------|------|------|----|-----|-------|----|----|----|----|-----|-----|
| Fresh. | 12/0 | 2-5 | .400 | 0-0 | .000 | 0-0 | .000 | 9 | 0.8 | 6-0 | 2 | 2 | 2 | 1 | 4 | 0.3 |
| Soph. | 12/0 | 3-11 | .273 | 0-3 | .000 | 2-5 | .400 | 15 | 1.3 | 3-0 | 1 | 6 | 2 | 0 | 8 | 0.7 |
| Junior | 9/0 | 1-6 | .167 | 0-0 | .000 | 1-2 | .500 | 3 | 0.3 | 7-0 | 0 | 2 | 0 | 0 | 3 | 0.3 |
| TOTALS | 33/0 | 6-22 | .273 | 0-3 | .000 | 3-7 | .429 | 27 | 0.8 | 16-0 | 3 | 10 | 4 | 1 | 15 | 0.5 |



IOWA HAWKEYE BASKETBALL

Updated Iowa Player Bio

Okey Ukah



32

So., 6-5, 217, Forward
Iowa City, Iowa
West HS
Kirkwood CC

- Non-scholarship athlete
- Played in eight career games
- Scored one point and grabbed two rebounds in five minutes of action against Maryland Eastern Shore
- Scored two points in win over UTEP
- Equaled a career high with two rebounds in win over FDU

Personal Bests

Points: 1 vs. Md. Eastern Shore, 11/14/13
Rebounds: 2, 2x, last vs. FDU, 12/9/13
FGM: 1 vs. UTEP, 11/29/13
FGA: 1 2x, last vs. UTEP, 11/29/13
3-pt FG: ---
3-pt FGA: ---
FTM: 1 vs. Md. Eastern Shore, 11/14/13
FTA: 2 vs. Md. Eastern Shore, 11/14/13
Assists: ---
Steals: ---
Blocks: 1 vs. Md. Eastern Shore, 11/14/13
Minutes: 5, 2x, last vs. FDU, 12/9/13

2013-14 Game-by-Game

| Opponent | Date | gs | min | Total | | 3-Pointers | | Free throws | | Rebounds | | | | pf | a | t/o | blk | stl | pts | avg |
|---------------------|----------|----|-----|--------|------|------------|------|-------------|------|----------|-----|-----|-----|----|---|-----|-----|-----|-----|-----|
| | | | | fg-fga | pct | 3fg-fga | pct | ft-fa | pct | off | def | tot | avg | | | | | | | |
| UNC WILMINGTON | 11/08/13 | 4 | 0-0 | .000 | 0-0 | .000 | 0-0 | .000 | 0-0 | 0 | 1 | 1 | 1.0 | 0 | 0 | 0 | 0 | 0 | 0 | 0.0 |
| MD. EASTERN SHORE | 11/14/13 | 5 | 0-1 | .000 | 0-0 | .000 | 0-0 | 1-2 | .500 | 1 | 1 | 2 | 1.5 | 0 | 0 | 0 | 1 | 0 | 1 | 0.5 |
| ABILENE CHRISTIAN | 11/17/13 | 2 | 0-0 | .000 | 0-0 | .000 | 0-0 | .000 | 0-0 | 0 | 0 | 0 | 1.0 | 0 | 0 | 0 | 0 | 0 | 0 | 0.3 |
| PENN | 11/22/13 | 3 | 0-0 | .000 | 0-0 | .000 | 0-0 | .000 | 0-0 | 0 | 0 | 0 | 0.8 | 0 | 0 | 0 | 0 | 0 | 0 | 0.3 |
| vs UTEP | 11/29/13 | 3 | 1-1 | 1.000 | 0-0 | .000 | 0-0 | .000 | 0-0 | 0 | 0 | 0 | 0.6 | 0 | 0 | 0 | 0 | 0 | 2 | 0.6 |
| vs Drake | 12/07/13 | 1 | 0-0 | .000 | 0-0 | .000 | 0-0 | .000 | 0-0 | 0 | 0 | 0 | 0.5 | 0 | 0 | 0 | 0 | 0 | 0 | 0.5 |
| FAIRLEIGH DICKINSON | 12/09/13 | 5 | 0-2 | .000 | 0-0 | .000 | 0-0 | .000 | 0-0 | 0 | 2 | 2 | 0.7 | 0 | 0 | 1 | 0 | 0 | 0 | 0.4 |
| ARKANSAS PINE BLUFF | 12/22/13 | 2 | 0-0 | .000 | 0-0 | .000 | 0-0 | .000 | 0-0 | 0 | 0 | 0 | 0.6 | 0 | 0 | 0 | 0 | 0 | 0 | 0.4 |
| Totals | | 0 | 25 | 1-4 | .250 | 0-0 | .000 | 1-2 | .500 | 1 | 4 | 5 | 0.6 | 0 | 0 | 1 | 1 | 0 | 3 | 0.4 |

Games played: 8
 Minutes/game: 3.1
 Points/game: 0.4
 FG Pct: 25.0
 FT Pct: 50.0

Rebounds/game: 0.6
 Turnovers/game: 0.1
 Blocks/game: 0.1

CAREER STATISTICS

| YEAR | G/GS | FG-A | PCT | 3-PT | PCT | FT-A | PCT | RB | AVG | PF-FO | AS | TO | BK | ST | PTS | AVG |
|-------|------|------|------|------|------|------|------|----|-----|-------|----|----|----|----|-----|-----|
| Soph. | 8/0 | 1-4 | .250 | 0-0 | .000 | 1-2 | .500 | 5 | 0.6 | 0-0 | 0 | 1 | 1 | 0 | 3 | 0.4 |



IOWA HAWKEYE BASKETBALL

Updated Iowa Player Bio

Jarrold Uthoff



20

So., 6-9, 208, Forward
Cedar Rapids, Iowa
Jefferson HS
Wisconsin

- Ranks second on the team in blocks (22), and third in scoring (10.3) and rebounding (5.8)
- Netted double figures 10 times, including seven of the last nine games
- Two double-doubles (UMES and FDU)
- Has missed only nine free throws (47-56)
- Ranks sixth in the Big Ten in free throw percentage (.839) and 17th in rebounding (5.8)
- Pulled down seven or more rebounds in six contests
- Scored 14 points, blocked four shots and grabbed seven rebounds in first career game in win over UNC Wilmington
- Tallied a personal-best 19 points, missing only one shot (6-7 FG, 6-6 FT) in victory over Penn
- Grabbed 10 boards, scored eight points and went 2-2 from 3-point range in win over UTEP
- Netted eight of his 17 points at the foul line in win over Notre Dame
- Scored 13 points and grabbed a game-high nine boards in win over Drake
- Tallied a team-high 16 points, bolstered by sinking a career-high three 3-pointers, in win over Arkansas-Pine Bluff

2013-14 Game-by-Game

| Opponent | Date | gs | min | Total | | 3-Pointers | | Free throws | | Rebounds | | | | pf | a | t/o | blk | stl | pts | avg |
|---------------------|----------|----|------|--------|------|------------|------|-------------|------|----------|-----|-----|-----|----|----|-----|-----|-----|------|------|
| | | | | fg-fga | pct | 3fg-fga | pct | ft-fa | pct | off | def | tot | avg | | | | | | | |
| UNC WILMINGTON | 11/08/13 | 19 | 5-8 | .625 | 1-1 | 1.000 | 3-3 | 1.000 | 1 | 6 | 7 | 7.0 | 1 | 0 | 0 | 4 | 0 | 14 | 14.0 | |
| NEBRASKA-OMAHA | 11/10/13 | 23 | 2-6 | .333 | 0-1 | .000 | 5-6 | .833 | 4 | 3 | 7 | 7.0 | 1 | 1 | 2 | 1 | 0 | 9 | 11.5 | |
| MD. EASTERN SHORE | 11/14/13 | 18 | 3-7 | .429 | 0-1 | .000 | 5-6 | .833 | 4 | 7 | 11 | 8.3 | 2 | 0 | 2 | 1 | 0 | 11 | 11.3 | |
| ABILENE CHRISTIAN | 11/17/13 | 23 | 2-4 | .500 | 0-0 | .000 | 2-2 | 1.000 | 0 | 5 | 5 | 7.5 | 1 | 3 | 0 | 3 | 1 | 6 | 10.0 | |
| PENN | 11/22/13 | 21 | 6-7 | .857 | 1-1 | 1.000 | 6-6 | 1.000 | 1 | 3 | 4 | 6.8 | 0 | 2 | 2 | 1 | 1 | 19 | 11.8 | |
| vs Xavier | 11/28/13 | 17 | 0-3 | .000 | 0-2 | .000 | 0-0 | .000 | 0 | 4 | 4 | 6.3 | 1 | 1 | 1 | 0 | 1 | 0 | 9.8 | |
| vs UTEP | 11/29/13 | 25 | 3-5 | .600 | 2-2 | 1.000 | 0-0 | .000 | 2 | 8 | 10 | 6.9 | 3 | 0 | 2 | 2 | 0 | 8 | 9.6 | |
| vs Villanova | 11/30/13 | 18 | 2-5 | .400 | 0-0 | .000 | 2-2 | 1.000 | 0 | 4 | 4 | 6.5 | 3 | 2 | 0 | 2 | 0 | 6 | 9.1 | |
| NOTRE DAME | 12/03/13 | 24 | 4-6 | .667 | 1-1 | 1.000 | 8-10 | .800 | 1 | 5 | 6 | 6.4 | 1 | 1 | 1 | 1 | 0 | 17 | 10.0 | |
| vs Drake | 12/07/13 | 21 | 4-8 | .500 | 1-3 | .333 | 4-4 | 1.000 | 3 | 6 | 9 | 6.7 | 1 | 0 | 0 | 2 | 0 | 13 | 10.3 | |
| FAIRLEIGH DICKINSON | 12/09/13 | 19 | 4-5 | .800 | 1-1 | 1.000 | 1-3 | .333 | 3 | 7 | 10 | 7.0 | 0 | 0 | 0 | 0 | 0 | 10 | 10.3 | |
| at Iowa State | 12/13/13 | 17 | 5-10 | .500 | 0-2 | .000 | 2-2 | 1.000 | 1 | 4 | 5 | 6.8 | 4 | 0 | 0 | 0 | 1 | 12 | 10.4 | |
| ARKANSAS PINE BLUFF | 12/22/13 | 26 | 6-8 | .750 | 3-4 | .750 | 1-2 | .500 | 1 | 4 | 5 | 6.7 | 0 | 3 | 4 | 1 | 1 | 16 | 10.8 | |
| NEBRASKA | 12/31/13 | 22 | 3-4 | .750 | 0-0 | .000 | 5-7 | .714 | 0 | 4 | 4 | 6.5 | 0 | 0 | 2 | 1 | 0 | 11 | 10.9 | |
| at Wisconsin | 01/05/14 | 16 | 3-4 | .750 | 0-0 | .000 | 0-0 | .000 | 1 | 2 | 3 | 6.3 | 3 | 0 | 0 | 0 | 0 | 6 | 10.5 | |
| NORTHWESTERN | 01/09/14 | 19 | 2-5 | .400 | 1-2 | .500 | 2-2 | 1.000 | 1 | 2 | 3 | 6.1 | 1 | 2 | 1 | 3 | 1 | 7 | 10.3 | |
| at Ohio State | 01/12/14 | 26 | 4-7 | .571 | 1-1 | 1.000 | 1-1 | 1.000 | 2 | 0 | 2 | 5.8 | 0 | 0 | 0 | 0 | 0 | 10 | 10.3 | |
| Totals | | 0 | 354 | 58-102 | .569 | 12-22 | .545 | 47-56 | .839 | 25 | 74 | 99 | 5.8 | 22 | 15 | 17 | 22 | 6 | 175 | 10.3 |

Games played: 17
 Minutes/game: 20.8
 Points/game: 10.3
 FG Pct: .569
 3FG Pct: .545
 FT Pct: .839

Rebounds/game: 5.8
 Assists/game: 0.9
 Turnovers/game: 1.0
 Assist/turnover ratio: 0.9
 Steals/game: 0.4
 Blocks/game: 1.3

- Collected 11 points, all in the second half, and four rebounds in win over Nebraska
- Scored 10 points in road win at #3 Ohio State

Personal Bests

Points: 19 vs. Penn, 11/22/13
Rebounds: 11 vs. Md. Eastern Shore, 11/14/13
FGM: 6, 2x, last vs. Ark-Pine Bluff, 12/22/13
FGA: 10 vs. Iowa State 12/13/13
3-pt FG: 3, vs. Ark-Pine Bluff, 12/22/13
3-pt FGA: 4, vs. Ark-Pine Bluff, 12/22/13
FTM: 8 vs. Notre Dame, 12/3/13
FTA: 10 vs. Notre Dame, 12/3/13
Assists: 3, 2x, last vs. Ark-Pine Bluff, 12/22/13
Steals: 1, 4x, last vs. Ark-Pine Bluff, 12/22/13
Blocks: 4 vs. UNC Wilmington, 11/8/13
Minutes: 26, 2x, last at Ohio State, 1/12/14

CAREER STATISTICS

| YEAR | G/GS | FG-A | PCT | 3-PT | PCT | FT-A | PCT | RB | AVG | PF-FO | AS | TO | BK | ST | PTS | AVG |
|-------|------|--------|------|-------|------|-------|------|----|-----|-------|----|----|----|----|-----|------|
| Soph. | 17/0 | 58-102 | .569 | 12-22 | .545 | 47-56 | .839 | 99 | 5.8 | 22-0 | 15 | 17 | 22 | 6 | 175 | 10.3 |



IOWA HAWKEYE BASKETBALL

Updated Iowa Player Bio

Aaron White



30

Jr., 6-9, 220, Forward
Strongsville, Ohio
Strongsville HS

- Made all 12 free throw attempts last week in wins over Northwestern and Ohio State
- Averaged 15.8 points and 8.3 rebounds the last six outings
- Netted career points No. 1,000 against Notre Dame on Dec. 3
- Scored in double figures in 11-of-17 games this season and 55 career times
- Has 11 career double-doubles, including three this season (Nebraska-Omaha, Iowa State and Northwestern)
- Ranks first in the Big Ten in field goal percentage (.653), fourth in free throw percentage (.850), eighth in rebounding (6.6), and 15th in scoring (13.8)
- Tallied 20+ points in back-to-back games (Nebraska-Omaha and UMES)
- Averaged 12 points & 4.3 boards at Battle 4 Atlantis
- Scored a game-high 17 points and grabbed four boards in win over UTEP
- Netted nine points against Villanova
- Amassed 20 points, seven rebounds and seven assists in win over Notre Dame, becoming the first Hawkeye to post those numbers in a game since Jake Kelly in the 2008-09 season
- First Hawkeye in 10 years to amass 25 points and 17 rebounds in a single-game when he accomplished the feat at #16 Iowa State

2013-14 Game-by-Game

| Opponent | Date | gs | min | Total | | 3-Pointers | | Free throws | | Rebounds | | | | pf | a | t/o | blk | stl | pts | avg | |
|---------------------|----------|----|-----|--------|--------|------------|-------|-------------|-------|----------|-----|-----|------|-----|----|-----|-----|-----|-----|------|------|
| | | | | fg-fga | pct | 3fg-fga | pct | ft-fa | pct | off | def | tot | avg | | | | | | | | |
| UNC WILMINGTON | 11/08/13 | * | 19 | 4-6 | .667 | 0-0 | .000 | 2-2 | 1.000 | 0 | 6 | 6 | 6.0 | 0 | 2 | 2 | 0 | 1 | 10 | 10.0 | |
| NEBRASKA-OMAHA | 11/10/13 | * | 33 | 5-10 | .500 | 0-2 | .000 | 10-12 | .833 | 4 | 11 | 15 | 10.5 | 2 | 2 | 4 | 0 | 1 | 20 | 15.0 | |
| MD. EASTERN SHORE | 11/14/13 | * | 17 | 9-10 | .900 | 0-1 | .000 | 4-5 | .800 | 0 | 3 | 3 | 8.0 | 0 | 2 | 2 | 0 | 1 | 22 | 17.3 | |
| ABILENE CHRISTIAN | 11/17/13 | * | 17 | 4-5 | .800 | 0-0 | .000 | 1-1 | 1.000 | 0 | 7 | 7 | 7.8 | 1 | 3 | 2 | 0 | 1 | 9 | 15.3 | |
| PENN | 11/22/13 | * | 22 | 2-6 | .333 | 0-0 | .000 | 3-5 | .600 | 2 | 5 | 7 | 7.6 | 0 | 0 | 0 | 0 | 1 | 7 | 13.6 | |
| vs Xavier | 11/28/13 | * | 34 | 3-7 | .429 | 0-2 | .000 | 4-5 | .800 | 2 | 4 | 6 | 7.3 | 0 | 3 | 3 | 2 | 0 | 10 | 13.0 | |
| vs UTEP | 11/29/13 | * | 19 | 5-6 | .833 | 0-0 | .000 | 7-7 | 1.000 | 1 | 3 | 4 | 6.9 | 0 | 1 | 0 | 1 | 0 | 17 | 13.6 | |
| vs Villanova | 11/30/13 | * | 30 | 2-4 | .500 | 1-1 | 1.000 | 4-5 | .800 | 1 | 2 | 3 | 6.4 | 5 | 2 | 5 | 0 | 1 | 9 | 13.0 | |
| NOTRE DAME | 12/03/13 | * | 36 | 7-9 | .778 | 0-0 | .000 | 6-6 | 1.000 | 3 | 4 | 7 | 6.4 | 1 | 7 | 2 | 1 | 0 | 20 | 13.8 | |
| vs Drake | 12/07/13 | * | 22 | 3-5 | .600 | 0-1 | .000 | 1-2 | .500 | 2 | 0 | 2 | 6.0 | 2 | 2 | 1 | 1 | 0 | 7 | 13.1 | |
| FAIRLEIGH DICKINSON | 12/09/13 | * | 16 | 3-4 | .750 | 0-0 | .000 | 2-2 | 1.000 | 1 | 1 | 2 | 5.6 | 1 | 3 | 1 | 0 | 3 | 8 | 12.6 | |
| at Iowa State | 12/13/13 | * | 32 | 11-15 | .733 | 1-1 | 1.000 | 2-2 | 1.000 | 5 | 12 | 17 | 6.6 | 2 | 1 | 3 | 1 | 1 | 25 | 13.7 | |
| ARKANSAS PINE BLUFF | 12/22/13 | * | 8 | 3-3 | 1.000 | 0-0 | .000 | 2-2 | 1.000 | 0 | 2 | 2 | 6.2 | 0 | 0 | 0 | 0 | 1 | 8 | 13.2 | |
| NEBRASKA | 12/31/13 | * | 37 | 5-10 | .500 | 1-3 | .333 | 2-4 | .500 | 0 | 7 | 7 | 6.3 | 2 | 2 | 1 | 0 | 2 | 13 | 13.2 | |
| at Wisconsin | 01/05/14 | * | 31 | 3-5 | .600 | 0-0 | .000 | 6-8 | .750 | 2 | 6 | 8 | 6.4 | 0 | 0 | 1 | 2 | 0 | 12 | 13.1 | |
| NORTHWESTERN | 01/09/14 | * | 30 | 4-7 | .571 | 0-0 | .000 | 10-10 | 1.000 | 2 | 8 | 10 | 6.6 | 1 | 5 | 4 | 0 | 1 | 18 | 13.4 | |
| at Ohio State | 01/12/14 | * | 32 | 8-12 | .667 | 1-1 | 1.000 | 2-2 | 1.000 | 2 | 4 | 6 | 6.6 | 0 | 2 | 1 | 2 | 0 | 19 | 13.8 | |
| Totals | | | 17 | 435 | 81-124 | .653 | 4-12 | .333 | 68-80 | .850 | 27 | 85 | 112 | 6.6 | 17 | 37 | 32 | 10 | 14 | 234 | 13.8 |

Games played: 17
Minutes/game: 25.6
Points/game: 13.8
FG Pct: 65.3
3FG Pct: 33.3
FT Pct: 85.0

Rebounds/game: 6.6
Assists/game: 2.2
Turnovers/game: 1.9
Assist/turnover ratio: 1.2
Steals/game: 0.8
Blocks/game: 0.6

- Collected a team-high two steals to go along with 13 points and seven rebounds in win over Nebraska
- Posted 12 points and cleared eight boards at #4 Wisconsin
- Tallied 18 points, bolstered by 10-of-10 shooting from the free throw line, and snagged 10 boards in home win over Northwestern
- Scored 19 points and grabbed six rebounds in road win at #3 Ohio State

Personal Bests

Points: 27 vs. Penn State, 1/31/13
Rebounds: 17 at Iowa State, 12/13/13
FGM: 11 at Iowa State, 12/13/13
FGA: 17 at Oregon, 3/18/12
3-pt FG: 2, 5x, last at Purdue, 1/27/13
3-pt FGA: 5 at Oregon, 3/18/13
FTM: 13 vs. Wisconsin, 1/19/13
FTA: 15 vs. Wisconsin, 1/19/13
Assists: 7 vs. Notre Dame, 12/3/13
Steals: 4, 2x, last at Indiana, 3/2/13
Blocks: 3, 3x, last vs. Minnesota, 2/17/13
Minutes: 37 vs. Nebraska, 12/31/13

CAREER STATISTICS

| YEAR | G/GS | FG-A | PCT | 3-PT | PCT | FT-A | PCT | RB | AVG | PF-FO | AS | TO | BK | ST | PTS | AVG |
|---------------|--------------|----------------|-------------|---------------|-------------|----------------|-------------|------------|------------|--------------|------------|------------|-----------|-----------|-------------|-------------|
| Fresh. | 35/14 | 136-270 | .504 | 17-61 | .279 | 100-143 | .699 | 199 | 5.7 | 73-2 | 31 | 49 | 23 | 31 | 389 | 11.1 |
| Soph. | 38/38 | 140-299 | .468 | 15-66 | .234 | 193-258 | .748 | 234 | 6.2 | 54-0 | 51 | 62 | 27 | 41 | 488 | 12.8 |
| Junior | 17/17 | 81-124 | .653 | 4-12 | .333 | 68-80 | .850 | 112 | 6.6 | 17-1 | 37 | 32 | 10 | 14 | 234 | 13.8 |
| TOTALS | 90/69 | 357-693 | .515 | 36-139 | .259 | 361-481 | .751 | 545 | 6.1 | 144-3 | 119 | 143 | 60 | 86 | 1111 | 12.3 |



IOWA HAWKEYE BASKETBALL

Updated Iowa Player Bio

Adam Woodbury



34

So., 7-1, 245, Center
Sioux City, Iowa
East HS

- Scored 10 points twice this season (Northwestern and Pine Bluff)
- Missed only eight free throws this season (23-of-31) -- improved his free throw percentage by 23 percent this season compared to last year
- Scored five or more points 11 times this year
- Started all 55 games of his career, 38 as a freshman
- Netted seven points (3-3 FG, 1-1 FT) against Villanova
- Collected six points and six rebounds in win over Drake
- Scored eight points and snagged three rebounds in win over FDU
- Snagged a career-high 11 rebounds and equaled a personal-best two steals at #16 Iowa State
- Tallied a season-high 10 points to go along with career bests in assists (4) and steals (2) in win over Arkansas-Pine Bluff

2013-14 Game-by-Game

| Opponent | Date | gs | min | Total | | 3-Pointers | | Free throws | | Rebounds | | | | pf | a | t/o | blk | stl | pts | avg | |
|---------------------|----------|----|-----|--------|-------|------------|------|-------------|-------|----------|-----|-----|-----|-----|----|-----|-----|-----|-----|-----|-----|
| | | | | fg-fga | pct | 3fg-fga | pct | ft-fa | pct | off | def | tot | avg | | | | | | | | |
| UNC WILMINGTON | 11/08/13 | * | 13 | 2-6 | .333 | 0-0 | .000 | 0-1 | .000 | 1 | 4 | 5 | 5.0 | 4 | 1 | 0 | 1 | 0 | 4 | 4.0 | |
| NEBRASKA-OMAHA | 11/10/13 | * | 11 | 2-4 | .500 | 0-0 | .000 | 1-2 | .500 | 2 | 1 | 3 | 4.0 | 1 | 1 | 3 | 1 | 0 | 5 | 4.5 | |
| MD. EASTERN SHORE | 11/14/13 | * | 19 | 1-3 | .333 | 0-0 | .000 | 2-2 | 1.000 | 1 | 5 | 6 | 4.7 | 2 | 0 | 1 | 1 | 0 | 4 | 4.3 | |
| ABILENE CHRISTIAN | 11/17/13 | * | 18 | 3-4 | .750 | 0-0 | .000 | 3-3 | 1.000 | 1 | 2 | 3 | 4.3 | 3 | 2 | 0 | 0 | 1 | 9 | 5.5 | |
| PENN | 11/22/13 | * | 20 | 2-6 | .333 | 0-0 | .000 | 2-3 | .667 | 5 | 3 | 8 | 5.0 | 3 | 1 | 0 | 0 | 0 | 6 | 5.6 | |
| vs Xavier | 11/28/13 | * | 11 | 1-2 | .500 | 0-0 | .000 | 0-0 | .000 | 1 | 0 | 1 | 4.3 | 5 | 1 | 2 | 0 | 0 | 2 | 5.0 | |
| vs UTEP | 11/29/13 | * | 14 | 1-4 | .250 | 0-0 | .000 | 0-0 | .000 | 1 | 1 | 2 | 4.0 | 4 | 0 | 0 | 0 | 0 | 2 | 4.6 | |
| vs Villanova | 11/30/13 | * | 15 | 3-3 | 1.000 | 0-0 | .000 | 1-1 | 1.000 | 0 | 1 | 1 | 3.6 | 1 | 0 | 1 | 0 | 0 | 7 | 4.9 | |
| NOTRE DAME | 12/03/13 | * | 15 | 2-3 | .667 | 0-0 | .000 | 2-2 | 1.000 | 1 | 2 | 3 | 3.6 | 1 | 3 | 3 | 0 | 0 | 6 | 5.0 | |
| vs Drake | 12/07/13 | * | 18 | 2-5 | .400 | 0-0 | .000 | 2-4 | .500 | 3 | 3 | 6 | 3.8 | 2 | 1 | 0 | 0 | 1 | 6 | 5.1 | |
| FAIRLEIGH DICKINSON | 12/09/13 | * | 19 | 4-8 | .500 | 0-0 | .000 | 0-1 | .000 | 2 | 1 | 3 | 3.7 | 3 | 1 | 0 | 1 | 0 | 8 | 5.4 | |
| at Iowa State | 12/13/13 | * | 25 | 2-5 | .400 | 0-0 | .000 | 1-2 | .500 | 3 | 8 | 11 | 4.3 | 5 | 2 | 1 | 0 | 2 | 5 | 5.3 | |
| ARKANSAS PINE BLUFF | 12/22/13 | * | 18 | 3-4 | .750 | 0-0 | .000 | 4-4 | 1.000 | 2 | 2 | 4 | 4.3 | 2 | 4 | 2 | 0 | 2 | 10 | 5.7 | |
| NEBRASKA | 12/31/13 | * | 15 | 4-5 | .800 | 0-0 | .000 | 0-0 | .000 | 2 | 2 | 4 | 4.3 | 1 | 1 | 1 | 1 | 0 | 8 | 5.9 | |
| at Wisconsin | 01/05/14 | * | 13 | 1-2 | .500 | 0-0 | .000 | 1-2 | .500 | 1 | 2 | 3 | 4.2 | 4 | 0 | 0 | 1 | 1 | 3 | 5.7 | |
| NORTHWESTERN | 01/09/14 | * | 19 | 4-7 | .571 | 0-0 | .000 | 2-2 | 1.000 | 1 | 2 | 3 | 4.1 | 2 | 0 | 4 | 0 | 1 | 10 | 5.9 | |
| at Ohio State | 01/12/14 | * | 14 | 0-2 | .000 | 0-0 | .000 | 2-2 | 1.000 | 1 | 2 | 3 | 4.1 | 4 | 0 | 0 | 0 | 0 | 2 | 5.7 | |
| Totals | | | 17 | 277 | 37-73 | .507 | 0-0 | .000 | 23-31 | .742 | 28 | 41 | 69 | 4.1 | 47 | 18 | 18 | 6 | 8 | 97 | 5.7 |

Games played: 17
Minutes/game: 16.3
Points/game: 5.7
FG Pct: 50.7
FT Pct: 74.2

Rebounds/game: 4.1
Assists/game: 1.1
Turnovers/game: 1.1
Assist/turnover ratio: 1.0
Steals/game: 0.5
Blocks/game: 0.4

- Had eight points and four rebounds in win over Nebraska
- Netted 10 points and grabbed three rebounds in home win over Northwestern

Personal Bests

Points: 13 vs. A&M-CC, 12/1/12
Rebounds: 11 at Iowa State, 12/13/13
FGM: 6 vs. Nebraska, 3/9/13
FGA: 8, 2x, last vs. Maryland, 4/2/13
FTM: 4, vs. Ark-Pine Bluff, 12/22/13
FTA: 5 at Virginia Tech, 11/27/12
Assists: 4 vs. Ark-Pine Bluff, 12/22/13
Steals: 2, 6x, last vs. Ark-Pine Bluff, 12/22/13
Blocks: 3, 3x, last vs. Penn State, 1/31/13
Minutes: 29 vs. Maryland, 4/2/13

CAREER STATISTICS

| YEAR | G/GS | FG-A | PCT | 3-PT | PCT | FT-A | PCT | RB | AVG | PF-FO | AS | TO | BK | ST | PTS | AVG |
|--------|-------|---------|------|------|------|-------|------|-----|-----|-------|----|----|----|----|-----|-----|
| Fresh. | 38/38 | 81-166 | .488 | 0-0 | .000 | 26-51 | .510 | 181 | 4.8 | 96-1 | 22 | 48 | 29 | 16 | 188 | 4.9 |
| Soph. | 17/17 | 37-73 | .507 | 0-0 | .000 | 23-31 | .742 | 69 | 4.1 | 47-2 | 18 | 18 | 6 | 8 | 97 | 5.7 |
| TOTALS | 55/55 | 118-239 | .494 | 0-0 | .000 | 49-82 | .598 | 250 | 4.5 | 143-3 | 40 | 66 | 35 | 24 | 285 | 5.2 |



IOWA HAWKEYE BASKETBALL

Game-by-Game Results

Overall: 14-3 Big Ten: 3-1 Home: 10-0 Away: 1-2 Neutral: 3-1

| Date | Opponent | Result | Attend. | Top Scorer | Top Rebounder |
|-----------|------------------------|-------------|---------|----------------------|----------------------------|
| Nov. 8 | UNC Wilmington | W, 82-39 | 15,293 | 14, Jarrod Uthoff | 7, McCabe, Uthoff, Olaseni |
| Nov. 10 | Nebraska-Omaha | W, 83-75 | 14,271 | 20, Aaron White | 15, Aaron White |
| Nov. 14 | Maryland Eastern Shore | W, 109-63 | 13,374 | 22, Aaron White | 11, Jarrod Uthoff |
| Nov. 17 | Abilene Christian | W, 103-41 | 14,733 | 27, Roy Devyn Marble | 7, Aaron White |
| Nov. 22 | Penn | W, 86-55 | 15,400 | 19, Jarrod Uthoff | 8, Adam Woodbury |
| ^ Nov. 28 | vs. Xavier | W, 77-74 OT | 2,258 | 30, Roy Devyn Marble | 11, Gabriel Olaseni |
| ^ Nov. 29 | vs. UTEP | W, 89-53 | 2,664 | 17, Aaron White | 10, Jarrod Uthoff |
| ^ Nov. 30 | vs. Villanova | L, 83-88 | 2,593 | 24, Roy Devyn Marble | 6, Melsahn Basabe |
| \$ Dec. 3 | Notre Dame | W, 98-93 | 15,400 | 20, Aaron White | 7, Aaron White |
| # Dec. 7 | vs. Drake | W, 83-66 | 14,512 | 15, Melsahn Basabe | 9, Jarrod Uthoff |
| Dec. 9 | Fairleigh Dickinson | W, 92-59 | 13,501 | 14, Gabriel Olaseni | 11, Melsahn Basabe |
| + Dec. 13 | at #16 Iowa State | L, 82-85 | 14,384 | 25, Aaron White | 17, Aaron White |
| Dec. 22 | Arkansas-Pine Bluff | W, 86-61 | 15,400 | 16, Jarrod Uthoff | 7, Zach McCabe |
| * Dec. 31 | Nebraska | W, 67-57 | 15,400 | 15, Roy Devyn Marble | 8, Roy Devyn Marble |
| * Jan. 5 | at #4 Wisconsin | L, 71-75 | 17,249 | 27, Roy Devyn Marble | 9, Melsahn Basabe |
| * Jan. 9 | Northwestern | W, 93-67 | 14,016 | 18, Aaron White | 10, Basabe, White |
| * Jan. 12 | at #3 Ohio State | W, 84-74 | 18,809 | 22, Roy Devyn Marble | 10, Melsahn Basabe |

^ - Battle 4 Atlantis -- Paradise Island, Bahamas

\$ - Big Ten / ACC Challenge

+ - Iowa Corn Cy-Hawk Series

- Hy-Vee Big Four Classic -- Des Moines, Iowa

* - Big Ten Conference Game

% - Big Ten Tournament -- Indianapolis

| Attendance Summary | Games | Totals | Average |
|--------------------|-----------|----------------|---------------|
| Home | 10 | 146,788 | 14,679 |
| Away | 3 | 50,442 | 16,814 |
| Neutral | 4 | 22,027 | 5,506 |
| Totals | 17 | 219,257 | 12,897 |



IOWA HAWKEYE BASKETBALL

Game-by-Game Statistics

| Team | Score | FG-A | PCT | 3-PT. FG | PCT | FT-A | PCT | REB | PF | AS | TO | BS | ST |
|------------------------|-------|-------|------|----------|------|-------|------|-----|----|----|----|----|----|
| at Iowa | 82 | 31-67 | .463 | 4-12 | .333 | 16-24 | .667 | 56 | 10 | 19 | 10 | 12 | 7 |
| UNC-Wilmington | 39 | 16-72 | .222 | 2-23 | .087 | 5-10 | .500 | 43 | 20 | 6 | 14 | 1 | 6 |
| at Iowa | 83 | 21-56 | .375 | 3-14 | .214 | 38-49 | .776 | 49 | 15 | 12 | 18 | 7 | 7 |
| Nebraska-Omaha | 75 | 28-71 | .394 | 8-28 | .286 | 11-16 | .688 | 37 | 30 | 14 | 16 | 2 | 11 |
| at Iowa | 109 | 35-68 | .515 | 7-17 | .412 | 32-43 | .744 | 57 | 18 | 24 | 12 | 6 | 8 |
| Maryland Eastern Shore | 63 | 24-75 | .320 | 4-25 | .160 | 11-18 | .611 | 37 | 27 | 9 | 15 | 1 | 8 |
| at Iowa | 103 | 38-61 | .623 | 9-21 | .429 | 18-22 | .818 | 36 | 10 | 25 | 5 | 5 | 11 |
| Abilene Christian | 41 | 14-54 | .259 | 3-23 | .130 | 10-12 | .833 | 30 | 21 | 6 | 19 | 0 | 3 |
| at Iowa | 86 | 26-66 | .394 | 6-18 | .333 | 28-40 | .700 | 44 | 17 | 11 | 10 | 5 | 14 |
| Penn | 55 | 21-58 | .362 | 3-23 | .130 | 10-16 | .625 | 41 | 29 | 15 | 25 | 4 | 2 |
| Iowa | 77 | 24-68 | .353 | 6-23 | .261 | 23-34 | .676 | 45 | 23 | 17 | 12 | 8 | 6 |
| vs. Xavier | 74 | 25-64 | .391 | 6-24 | .250 | 18-28 | .643 | 49 | 27 | 12 | 19 | 6 | 4 |
| Iowa | 89 | 31-59 | .525 | 9-16 | .563 | 18-22 | .818 | 46 | 17 | 22 | 5 | 4 | 2 |
| vs. UTEP | 53 | 18-52 | .346 | 5-22 | .227 | 12-21 | .571 | 24 | 17 | 11 | 7 | 2 | 4 |
| Iowa | 83 | 29-69 | .420 | 11-24 | .458 | 14-21 | .667 | 36 | 28 | 18 | 17 | 6 | 8 |
| vs. Villanova | 88 | 27-63 | .429 | 14-38 | .368 | 20-30 | .667 | 48 | 19 | 14 | 20 | 7 | 5 |
| at Iowa | 98 | 33-58 | .569 | 7-13 | .538 | 25-29 | .862 | 36 | 15 | 20 | 12 | 5 | 3 |
| Notre Dame | 93 | 35-68 | .515 | 8-17 | .471 | 15-19 | .789 | 26 | 22 | 20 | 7 | 2 | 7 |
| Iowa | 83 | 29-64 | .453 | 3-18 | .167 | 22-30 | .733 | 47 | 15 | 11 | 5 | 6 | 5 |
| vs. Drake | 66 | 23-58 | .397 | 12-29 | .414 | 8-10 | .800 | 28 | 21 | 13 | 9 | 1 | 3 |
| at Iowa | 92 | 34-70 | .486 | 4-11 | .364 | 20-27 | .741 | 54 | 13 | 19 | 8 | 3 | 8 |
| Fairleigh Dickinson | 59 | 21-65 | .323 | 7-22 | .318 | 10-14 | .714 | 32 | 22 | 11 | 10 | 8 | 7 |
| Iowa | 82 | 32-69 | .464 | 4-17 | .235 | 14-21 | .667 | 49 | 27 | 19 | 11 | 1 | 6 |
| at #16 Iowa State | 85 | 28-59 | .475 | 6-17 | .353 | 23-36 | .639 | 35 | 20 | 19 | 10 | 2 | 5 |
| at Iowa | 86 | 29-47 | .617 | 10-17 | .588 | 18-27 | .667 | 42 | 12 | 22 | 27 | 4 | 10 |
| Arkansas-Pine Bluff | 61 | 22-65 | .338 | 8-26 | .308 | 9-17 | .529 | 27 | 20 | 14 | 18 | 2 | 19 |
| at Iowa | 67 | 22-48 | .458 | 1-6 | .167 | 22-39 | .564 | 42 | 17 | 10 | 15 | 8 | 6 |
| Nebraska | 57 | 20-67 | .299 | 5-18 | .278 | 12-18 | .667 | 44 | 28 | 9 | 12 | 1 | 10 |
| Iowa | 71 | 25-64 | .391 | 4-10 | .400 | 17-25 | .680 | 42 | 23 | 10 | 10 | 5 | 7 |
| at #4 Wisconsin | 75 | 20-53 | .377 | 10-22 | .455 | 25-35 | .714 | 35 | 22 | 11 | 12 | 6 | 2 |
| at Iowa | 93 | 29-51 | .569 | 8-14 | .571 | 27-36 | .750 | 41 | 20 | 22 | 15 | 6 | 10 |
| Northwestern | 67 | 23-59 | .390 | 5-24 | .208 | 16-25 | .640 | 28 | 28 | 4 | 13 | 2 | 6 |
| Iowa | 84 | 29-61 | .475 | 5-17 | .294 | 21-26 | .808 | 40 | 18 | 14 | 10 | 4 | 5 |
| at #3 Ohio State | 74 | 25-56 | .446 | 7-21 | .333 | 17-24 | .708 | 31 | 22 | 15 | 17 | 1 | 8 |



IOWA HAWKEYE BASKETBALL

Season & Career Bests

Season Bests

| Player | Points | 3-Pointers | Rebounds | Assists | Blocks | Steals |
|------------------|-------------------|------------------|-----------------|------------------|-----------------|------------------|
| Melsahn Basabe | 16, Northwestern | - - - | 11, FDU | 1, twice | 3, Nebraska | 3, Villanova |
| Anthony Clemmons | 11, Omaha | 2, UA-Pine Bluff | 4, UTEP | 7, Xavier | 2, Omaha | 1, nine times |
| Kyle Denning | 3, twice | 1, twice | 1, three times | 2, ACU | - - - | 1, ACU |
| Mike Gesell | 11, twice | 2, four times | 5, twice | 7, three times | 1, twice | 3, Wisconsin |
| Peter Jok | 15, ACU | 3, ACU | 7, Drake | 4, twice | 1, twice | 2, ACU |
| Roy Devyn Marble | 30, Xavier | 4, twice | 8, Nebraska | 6, three times | 2, Ohio State | 6, Penn |
| Zach McCabe | 14, twice | 4, Villanova | 7, UNCW | 3, twice | - - - | 1, six times |
| Kyle Meyer | 3, UMES | 1, UMES | 7, UMES | 2, UMES | 1, Northwestern | 1, ACU |
| Josh Oglesby | 13, UA-Pine Bluff | 4, UA-Pine Bluff | 3, Northwestern | 2, UA-Pine Bluff | 1, Nebraska | 1, UA-Pine Bluff |
| Gabriel Olaseni | 14, FDU | - - - | 11, Xavier | 2, twice | 5, UNCW | 1, four times |
| Darius Stokes | 2, UMES | - - - | 2, Penn | - - - | - - - | - - - |
| Okey Ukah | 2, UTEP | - - - | 2, twice | - - - | 1, UMES | - - - |
| Jarrold Uthoff | 19, Penn | 3, UA-Pine Bluff | 11, UMES | 3, twice | 4, UNCW | 1, six times |
| Aaron White | 25, Iowa State | 1, three times | 17, Iowa State | 7, Notre Dame | 2, Wisconsin | 3, FDU |
| Adam Woodbury | 10, twice | - - - | 11, Iowa State | 4, UA-Pine Bluff | 2, Xavier | 2, twice |

Career Bests

| Player | Points | 3-Pointers | Rebounds | Assists | Blocks | Steals |
|------------------|---------------------|-----------------|---------------------|-----------------------|----------------------|-------------------|
| Melsahn Basabe | 25, Michigan, '11 | - - - | 14, Iowa State, '10 | 2, four times | 7, Iowa State, '10 | 3, Villanova, '13 |
| Anthony Clemmons | 14, Iowa State, '12 | 2, four times | 4, four times | 9, Coppin St., '12 | 2, Omaha, '13 | 3, three times |
| Kyle Denning | 6, SCSU, '12 | 2, SCSU, '12 | 1, twice | 2, twice | - - - | 1, twice |
| Mike Gesell | 23, UNI, '12 | 4, UNI, '12 | 6, twice | 8, SCSU | 1, twelve times | 4, Minnesota, '13 |
| Peter Jok | 15, ACU, '13 | 3, ACU, '13 | 7, Drake, '13 | 4, twice | 1, ACU, '13 | 2, ACU, '13 |
| Roy Devyn Marble | 31, Oregon, '12 | 7, Oregon, '12 | 9, Indiana, '12 | 8, Wisconsin, '12 | 3, Boise State, '11 | 6, Penn, '13 |
| Zach McCabe | 20, three times | 4, four times | 10, Minnesota, '12 | 4, Minnesota, '12 | 2, twice | 4, five times |
| Kyle Meyer | 3, UMES, '13 | 1, UMES, '13 | 7, UMES, '13 | 2, UMES, '13 | 1, Northwestern, '14 | 1, ACU, '13 |
| Josh Oglesby | 24, Indiana, '12 | 6, Indiana, '12 | 5, twice | 4, two times | 2, Wichita St., '12 | 2, three times |
| Gabriel Olaseni | 14, twice | - - - | 11, Xavier, '13 | 3, Nebraska | 7, Illinois, '13 | 2, twice |
| Okey Ukah | 2, UTEP, '13 | - - - | 2, twice | - - - | 1, UMES, '13 | - - - |
| Jarrold Uthoff | 19, Penn, '13 | 3, UAPB, '13 | 11, UMES, '13 | 3, twice | 4, UNCW, '13 | 1, six times |
| Darius Stokes | 2, six times | - - - | 5, SCSU, '12 | 1, three times | 1, four times | 1, Clemson, '11 |
| Aaron White | 27, Penn State, '13 | 2, four times | 17, Iowa State, '13 | 7, Notre Dame, '13 | 3, three times | 4, twice |
| Adam Woodbury | 13, A&M-CC, '12 | - - - | 11, Iowa State, '13 | 4, UA-Pine Bluff, '13 | 3, three times | 2, six times |



IOWA HAWKEYE BASKETBALL

Season Highs And Lows/Specialty Statistics

| CATEGORY | | | IOWA | | OPPONENTS |
|----------------------|------|------|------------------------------|------|-----------------------|
| <u>Points</u> | High | 109 | Md. Eastern Shore | 93 | Notre Dame |
| | Low | 67 | Nebraska | 39 | UNC Wilmington |
| <u>FG Made</u> | High | 38 | Abilene Christian | 35 | Notre Dame |
| | Low | 21 | Nebraska-Omaha | 14 | Abilene Christian |
| <u>FG Att.</u> | High | 70 | Fairleigh Dickinson | 75 | Md. Eastern Shore |
| | Low | 48 | Nebraska | 52 | UTEP |
| <u>FG%</u> | High | .623 | Abilene Christian | .515 | Notre Dame |
| | Low | .353 | Xavier | .222 | UNC Wilmington |
| <u>3FG Made</u> | High | 11 | Villanova | 14 | Villanova |
| | Low | 1 | Nebraska | 2 | UNC Wilmington |
| <u>3FG Att.</u> | High | 24 | Villanova | 38 | Villanova |
| | Low | 6 | Nebraska | 17 | Notre Dame/Iowa State |
| <u>3FG%</u> | High | .588 | Arkansas-Pine Bluff | .471 | Notre Dame |
| | Low | .167 | Drake/Nebraska | .087 | UNC Wilmington |
| <u>FTM</u> | High | 38 | Nebraska-Omaha | 25 | Wisconsin |
| | Low | 14 | Villanova/Iowa State | 5 | UNC Wilmington |
| <u>FTA</u> | High | 49 | Nebraska-Omaha | 36 | Iowa State |
| | Low | 21 | Villanova/Iowa State | 10 | UNC Wilmington |
| <u>FT% (min. 10)</u> | High | .862 | Notre Dame | .833 | Abilene Christian |
| | Low | .564 | Nebraska | .500 | UNC Wilmington |
| <u>Off. Reb.</u> | High | 20 | Nebraska-Omaha/Xavier | 19 | UNC Wilmington/Xavier |
| | Low | 5 | Abilene Christian | 6 | UTEP/Drake/Iowa State |
| <u>Def. Reb.</u> | High | 40 | UNC Wilmington | 32 | Villanova |
| | Low | 24 | Notre Dame | 12 | Arkansas-Pine Bluff |
| <u>Total Reb.</u> | High | 57 | Md. Eastern Shore | 49 | Xavier |
| | Low | 36 | Three teams | 24 | UTEP |
| <u>Assists</u> | High | 25 | Abilene Christian | 20 | Notre Dame |
| | Low | 10 | Nebraska/Wisconsin | 4 | Northwestern |
| <u>Steals</u> | High | 14 | Penn | 19 | Arkansas-Pine Bluff |
| | Low | 2 | UTEP | 2 | Penn/Wisconsin |
| <u>Blocks</u> | High | 12 | UNC Wilmington | 8 | Fairleigh Dickinson |
| | Low | 1 | Iowa State | 0 | Abilene Christian |
| <u>Turnovers</u> | High | 27 | Arkansas-Pine Bluff | 25 | Penn |
| | Low | 5 | Abilene Christian/UTEP/Drake | 7 | UTEP/Notre Dame |
| <u>Fouls</u> | High | 28 | Villanova | 30 | Nebraska-Omaha |
| | Low | 10 | UNCW/Abilene Christian | 17 | UTEP |

GAME-BY-GAME SPECIALTY STATS

| | | Pts. Off | Pts. in | 2nd | Bench |
|-------|---------------------|----------|----------|----------|----------|
| | | TO's | Paint | Chance | Points |
| Date | Opponent | I-A-Opp. | I-A-Opp. | I-A-Opp. | I-A-Opp. |
| 11/8 | UNC-Wilmington | 16-7 | 42-16 | 14-10 | 49-16 |
| 11/10 | Nebraska-Omaha | 17-23 | 30-26 | 13-19 | 35-15 |
| 11/14 | Md.-Eastern Shore | 18-21 | 44-30 | 16-16 | 53-19 |
| 11/17 | Abilene Christian | 29-4 | 46-16 | 9-5 | 51-16 |
| 11/22 | Penn | 30-10 | 30-30 | 13-14 | 45-12 |
| 11/28 | vs. Xavier | 22-19 | 29-38 | 23-12 | 24-20 |
| 11/29 | vs. UTEP | 14-2 | 35-24 | 14-7 | 48-24 |
| 11/30 | vs. Villanova | 24-16 | 30-24 | 6-17 | 31-36 |
| 12/3 | Notre Dame | 4-20 | 38-50 | 12-15 | 39-7 |
| 12/7 | vs. Drake | 13-5 | 42-12 | 29-5 | 39-7 |
| 12/9 | Fairleigh Dickinson | 13-6 | 54-26 | 24-5 | 51-28 |
| 12/13 | at #16 Iowa State | 13-12 | 46-42 | 13-12 | 18-19 |
| 12/22 | Arkansas-Pine Bluff | 18-20 | 32-28 | 15-7 | 47-24 |
| 12/31 | Nebraska | 13-13 | 38-22 | 11-15 | 19-12 |
| 1/5 | at #4 Wisconsin | 10-6 | 36-12 | 23-7 | 18-16 |
| 1/9 | Northwestern | 16-12 | 34-26 | 9-12 | 25-27 |
| 1/12 | at #3 Ohio State | 27-11 | 44-32 | 7-14 | 19-23 |

IOWA AND OPPONENT INDIVIDUAL HIGH PERFORMANCES

| CATEGORY | | IOWA | | OPPONENTS |
|---|--------------|-------------------------------------|-------------|---------------------------------|
| <u>Points</u> | 30 | Roy Devyn Marble vs. Xavier | 29 | Garrick Sherman (Notre Dame) |
| <u>Field Goals Made</u> | 11 (11-15) | Aaron White vs. Iowa State | 12 (12-18) | Garrick Sherman (Notre Dame) |
| <u>Field Goals Attempted</u> | 24 | Roy Devyn Marble vs. Wisconsin | 24 (6-24) | Isaac Smith (Md. Eastern Shore) |
| <u>Field Goal Percentage (min. 5 made)</u> | .900 (9-10) | Aaron White vs. Md. Eastern Shore | .750 (6-8) | Cedrick Williams (UNCW) |
| <u>3-Point Field Goals Made</u> | 4 | Four Players | 5 (5-8) | Chris Caird (Drake) |
| <u>3-Point Field Goals Attempted</u> | 10 (4-10) | Roy Devyn Marble vs. Xavier | 14 (4-14) | CJ Carter (Nebraska-Omaha) |
| <u>3-Point Field Goals Pct. (min. 4 made)</u> | .800 (4-5) | Two Players | .800 (4-5) | Eric Atkins (Notre Dame) |
| <u>Free Throws Made</u> | 11 (11-14) | Roy Devyn Marble vs. Nebraska-Omaha | 8 (8-10) | Georges Niang (Iowa State) |
| <u>Free Throws Attempted</u> | 14 (11-14) | Roy Devyn Marble vs. Nebraska-Omaha | 10 (8-10) | Georges Niang (Iowa State) |
| <u>Free Throw Pct. (min. 7 made)</u> | 1.00 (10-10) | Aaron White vs. Northwestern | .800 (8-10) | Georges Niang (Iowa State) |
| <u>Offensive Rebounds</u> | 7 | Gabriel Olaseni vs. Xavier | 8 | Walter Pitchford (Nebraska) |
| <u>Defensive Rebounds</u> | 12 | Aaron White vs. Iowa State | 13 | Dustin Hogue (Iowa State) |
| <u>Total Rebounds</u> | 17 | Aaron White vs. Iowa State | 16 | Dustin Hogue (Iowa State) |
| <u>Assists</u> | 7 | Four Players | 10 | Jerian Grant (Notre Dame) |
| <u>Steals</u> | 6 | Roy Devyn Marble vs. Penn | 4 | Four players |
| <u>Blocks</u> | 5 | Gabriel Olaseni vs. UNCW | 4 | Two players |
| <u>Turnovers</u> | 5 | Aaron White vs. Villanova | 7 | Traevon Jackson |





IOWA HAWKEYE BASKETBALL

The Last Time...

The Last Time a Player . . .

Had 30 or more points

Iowa -- 30, Roy Devyn Marble, Xavier, 11/28/13

Opponent -- 30, Tim Hardaway Jr., Michigan, 2/19/11

Made at least 90% of his FGA (10 att.)

Iowa -- .909 (9-10), Luke Recker vs. Purdue, 3/07/02

Opponent -- .900 (9-10), E.J. Singler, Oregon, 3/18/12

Made 100% of his FTA (10 att.)

Iowa -- 1.000 (10-10), Aaron White vs. Northwestern, 1/9/14

Opponent -- 1.000 (10-10), Morris Smith IV, UTSA, 11/15/09

Had 15 or more rebounds

Iowa -- 17, Aaron White vs. Iowa State, 12/13/13

Opponent -- 16, Dustin Hogue, Iowa State, 12/13/13

Had 10 or more assists

Iowa -- 11, Bryce Cartwright vs. Oregon, 3/18/12

Opponent -- 10, Jerian Grant, Notre Dame, 12/3/13

Had 5 or more blocks

Iowa -- 5, Gabriel Olaseni vs. UNC Wilmington, 11/8/13

Opponent -- 5, Austin Isaiah, Baylor, 4/4/13

Had 5 or more steals

Iowa -- 6, Roy Devyn Marble, 11/22/13

Opponent -- 6, AJ Walton, Baylor, 4/4/13

The Last Time a Team . . .

Scored 100 or more points

Iowa -- 103 vs. Abilene Christian, 11/17/13

Opponent -- 108 by Oregon, 3/18/12

Scored 40 or fewer points

Iowa -- 40 at Wisconsin, 3/3/10

Opponent -- 39 by UNC Wilmington, 11/8/13

Won an overtime game

Iowa -- 77-74 (OT) vs. Xavier, 11/28/13

Opponent -- 88-83 (OT), Villanova, 11/30/13

Made at least 60% of its FGA (20 att.)

Iowa -- .617 (29-47) vs. Arkansas-Pine Bluff, 12/22/13

Opponent -- .617 (37-60) by Michigan State, 1/10/2012

Made at least 50% of its 3-pt. FGA (8 att.)

Iowa -- .571 (8-14) vs. Northwestern, 1/9/14

Opponent -- .520 (13-25) by Northwestern, 2/9/12

Made at least 90% of its FTA (10 att.)

Iowa -- 1.000 (15-15) vs. Virginia, 3/27/13

Opponents -- .909 (10-11) by Indiana State, 2/20/13



IOWA HAWKEYE BASKETBALL

2013-14 Iowa Record When...

| | | | | | |
|----------------------------------|------|----------------------------|------|---------------------|-----|
| When playing at home: | 10-0 | When leading at the half: | 12-3 | When wearing White: | 6-0 |
| When playing on the road: | 1-2 | When trailing at the half: | 2-0 | When wearing Black: | 5-3 |
| When playing on a neutral court: | 3-1 | When tied at the half: | 0-0 | When wearing Gold: | 3-0 |

| | | | | |
|--------------------------------------|-----|-------------------------------------|---------|------|
| When Iowa scores 100 points or more: | 2-0 | Iowa field goal percentage at home: | 298-592 | .503 |
| When Iowa scores 90-99 points: | 3-0 | Iowa field goal percentage on road: | 195-449 | .434 |
| When Iowa scores 80-89 points: | 7-2 | Iowa 3-point percentage at home: | 59-143 | .413 |
| When Iowa scores 70-79 points: | 1-1 | Iowa 3-point percentage on road: | 42-125 | .336 |
| When Iowa scores under 70 points: | 1-0 | Iowa free throw percentage at home: | 244-336 | .726 |
| | | Iowa free throw percentage on road: | 129-179 | .721 |

| | |
|--|-----|
| When opponent scores 100 points or more: | 0-0 |
| When opponent scores 90-99 points: | 1-0 |
| When opponent scores 80-89 points: | 0-2 |
| When opponent scores 70-79 points: | 3-1 |
| When opponent scores 60-69 points: | 4-0 |
| When opponent scores fewer than 60 points: | 6-0 |

| | |
|---------------|-----|
| On Sunday: | 4-1 |
| On Monday: | 1-0 |
| On Tuesday: | 2-0 |
| On Wednesday: | 0-0 |
| On Thursday: | 3-0 |
| On Friday: | 3-1 |
| On Saturday: | 1-1 |

| | |
|--|------|
| When Iowa shoots at least 50% from the field: | 6-0 |
| When Iowa shoots less than 50% from the field: | 8-3 |
| When opponent shoots at least 50% from the field: | 1-0 |
| When opponent shoots less than 50% from the field: | 13-3 |
| When Iowa has higher FG% than opponent: | 12-1 |
| When opponent has higher FG%: | 2-2 |
| When FG% is equal: | 0-0 |

| | |
|--------------|-----|
| On BTN: | 4-1 |
| On CBS: | 1-0 |
| On ESPN: | 0-0 |
| On ESPN2: | 1-0 |
| On ESPNU: | 1-1 |
| On Mediacom: | 2-0 |
| On NBC SN: | 2-1 |
| BTN.com: | 0-0 |
| On CBS SN: | 0-0 |

| | |
|----------------------------------|------|
| When Iowa outrebounds opponent: | 11-2 |
| When opponent has more rebounds: | 2-1 |
| When rebounds are equal: | 0-0 |

Most Points, First Half: 56 vs. Md. Eastern Shore
Fewest Points, First Half: 30 vs. Xavier/Nebraska
Most Points Allowed, First Half: 43, 2x, last vs. Notre Dame
Fewest Points Allowed, First Half: 12 vs. UNC Wilmington
Most Points, Second Half: 57 vs. Abilene Christian
Fewest Points, Second Half: 30 vs. Villanova
Most Points Allowed, Second Half: 51 vs. Wisconsin
Fewest Points Allowed, Second Half: 19 vs. Abilene Christian
Largest Halftime Advantage: 37 vs. Arkansas-Pine Bluff
Largest Halftime Deficit: 7 vs. Nebraska-Omaha/Xavier

| | |
|---|------|
| When Iowa shoots at least 80% from the line: | 4-0 |
| When Iowa shoots less than 80% from the line: | 10-3 |
| When opponent shoots at least 80% from the line: | 2-0 |
| When opponent shoots less than 80% from the line: | 12-3 |
| When Iowa shoots more free throws than opponent: | 14-0 |
| When opponent shoots more free throws: | 0-3 |
| When free throws attempts are equal: | 0-0 |
| When Iowa has higher FT% than opponent: | 11-1 |
| When opponent has higher FT%: | 3-1 |
| When FT% is equal: | 0-1 |

| | |
|--|------|
| When Iowa shoots at least 50% from 3-point range: | 4-0 |
| When Iowa shoots less than 50% from 3-point range: | 10-3 |
| When opponent shoots at least 50% from 3-point range: | 0-0 |
| When opponent shoots less than 50% from 3-point range: | 14-3 |
| When Iowa has a higher 3-point FG% than opponent: | 10-1 |
| When opponent has a higher 3-point FG%: | 4-2 |
| When 3-point FG% is equal: | 0-0 |

| | |
|---|-----|
| When Iowa has more assists than opponent: | 9-1 |
| When opponent has more assists: | 4-1 |
| When assists are equal: | 1-1 |

| | |
|--|-----|
| When Iowa has fewer turnovers than opponent: | 9-2 |
| When opponent has fewer turnovers: | 5-1 |
| When turnovers are equal: | 0-0 |
| When Iowa has more steals than opponent: | 6-3 |
| When opponent has more steals: | 7-0 |
| When steals are equal: | 1-0 |



IOWA HAWKEYE BASKETBALL

Under McCaffery... Iowa Record When...

| | | | | | |
|--|-------|---|-----------|---------------------|-------|
| When playing at home: | 50-16 | When leading at the half: | 57-16 | When wearing White: | 42-17 |
| When playing on the road: | 9-28 | When trailing at the half: | 9-37 | When wearing Black: | 15-35 |
| When playing on a neutral court: | 9-9 | When tied at the half: | 2-0 | When wearing Gold: | 11-1 |
| When Iowa scores 100 points or more: | 4-0 | Iowa field goal percentage at home: | 1745-3773 | .462 | |
| When Iowa scores 90-99 points: | 7-1 | Iowa field goal percentage on road: | 1324-3154 | .420 | |
| When Iowa scores 80-89 points: | 18-3 | Iowa 3-point percentage at home: | 359-1047 | .343 | |
| When Iowa scores 70-79 points: | 21-16 | Iowa 3-point percentage on road: | 281-866 | .324 | |
| When Iowa scores under 70 points: | 18-33 | Iowa free throw percentage at home: | 1159-1600 | .724 | |
| | | Iowa free throw percentage on road: | 787-1132 | .695 | |
| When opponent scores 100 points or more: | 0-2 | On Sunday: | 8-13 | | |
| When opponent scores 90-99 points: | 1-5 | On Monday: | 4-2 | | |
| When opponent scores 80-89 points: | 0-11 | On Tuesday: | 10-8 | | |
| When opponent scores 70-79 points: | 11-22 | On Wednesday: | 8-10 | | |
| When opponent scores 60-69 points: | 22-12 | On Thursday: | 9-7 | | |
| When opponent scores fewer than 60 points: | 34-1 | On Friday: | 9-6 | | |
| | | On Saturday: | 18-6 | | |
| When Iowa shoots at least 50% from the field: | 17-6 | On BTN: | 25-31 | | |
| When Iowa shoots less than 50% from the field: | 51-47 | On CBS: | 1-0 | | |
| When opponent shoots at least 50% from the field: | 3-25 | On ESPN: | 2-2 | | |
| When opponent shoots less than 50% from the field: | 65-28 | On ESPN2: | 7-4 | | |
| When Iowa has higher FG% than opponent: | 60-11 | On ESPNU: | 7-8 | | |
| When opponent has higher FG%: | 8-40 | On Mediacom: | 10-0 | | |
| When FG% is equal: | 1-1 | On CBS SN: | 1-1 | | |
| | | On NBC SN: | 2-1 | | |
| When Iowa outrebounds opponent: | 57-17 | | | | |
| When opponent has more rebounds: | 11-35 | | | | |
| When rebounds are equal: | 0-1 | | | | |
| When Iowa shoots at least 80% from the line: | 18-9 | Most Points, First Half: 56 vs. Md. Eastern Shore, '13 | | | |
| When Iowa shoots less than 80% from the line: | 50-44 | Fewest Points, First Half: 14 vs. Indiana, '13 | | | |
| When opponent shoots at least 80% from the line: | 15-11 | Most Points Allowed, First Half: 55 vs. Michigan State, '12 | | | |
| When opponent shoots less than 80% from the line: | 54-42 | Fewest Points Allowed, First Half: 12 vs. UNC Wilmington, '13 | | | |
| When Iowa shoots more free throws than opponent: | 59-20 | Most Points, Second Half: 58 vs. SIU-Edwardsville, '10 | | | |
| When opponent shoots more free throws: | 7-32 | Fewest Points, Second Half: 24 vs. Wisconsin, '12 | | | |
| When free throws attempts are equal: | 2-1 | Most Points Allowed, Second Half: 61 at Oregon, '12 | | | |
| When Iowa has higher FT% than opponent: | 45-21 | Fewest Points Allowed, Second Half: 16 vs. UNI, '10 | | | |
| When opponent has higher FT%: | 23-31 | Largest Halftime Advantage: 37 vs. Arkansas-Pine Bluff, '13 | | | |
| When FT% is equal: | 0-1 | Largest Halftime Deficit: 22 at Michigan State, '12 | | | |
| When Iowa shoots at least 50% from 3-point range: | 9-4 | | | | |
| When Iowa shoots less than 50% from 3-point range: | 59-49 | | | | |
| When opponent shoots at least 50% from 3-point range: | 1-10 | | | | |
| When opponent shoots less than 50% from 3-point range: | 67-43 | | | | |
| When Iowa has a higher 3-point FG% than opponent: | 44-22 | | | | |
| When opponent has a higher 3-point FG%: | 21-33 | | | | |
| When 3-point FG% is equal: | 0-1 | | | | |
| When Iowa has more assists than opponent: | 49-13 | | | | |
| When opponent has more assists: | 16-36 | | | | |
| When assists are equal: | 3-4 | | | | |
| When Iowa has fewer turnovers than opponent: | 42-19 | | | | |
| When opponent has fewer turnovers: | 21-29 | | | | |
| When turnovers are equal: | 5-5 | | | | |
| When Iowa has more steals than opponent: | 40-25 | | | | |
| When opponent has more steals: | 22-25 | | | | |
| When steals are equal: | 6-2 | | | | |



IOWA HAWKEYE BASKETBALL

Iowa Superlatives Under McCaffery

TEAM

Most Points Scored

1. 111 -- SIU Edwardsville (11/26/10)
2. **109 -- Md. Eastern Shore (11/14/13)**
3. **103 -- Abilene Christian (11/17/13)**
4. 105 -- Central Arkansas (12/19/11)
5. **98 -- Notre Dame (12/3/13)**

Fewest Points Allowed

1. 36 -- Howard (11/15/12)
2. **39 -- UNC Wilmington (11/8/13)**
3. 40 -- Louisiana Monroe (11/16/10)
4. 41 -- Abilene Christian (11/17/13)
5. 46 -- SC State (12/19/12)

Field Goals Made

1. 42 -- Central Arkansas (12/19/11)
2. **38 -- Abilene Christian (11/17/13)**
3. 37 -- SIU Edwardsville (11/26/10)
- 37 -- Oregon (3/18/12)
5. **35 -- Md. Eastern Shore (11/14/13)**

Field Goals Attempted

1. 79 -- Oregon (3/18/12)
2. 76 -- Central Arkansas (12/19/11)
- 76 -- South Dakota (12/4/12)
4. 74 -- Wisconsin (2/6/13)
5. 71 -- Wake Forest (11/30/10)

Field Goal Percentage (20 Made)

1. .630 -- Indiana (1/29/12)
2. **.623 -- Abilene Christian (11/17/13)**
3. **.617 -- Arkansas-Pine Bluff (12/22/13)**
4. .587 -- SIU Edwardsville (11/26/10)
5. .577 -- Indiana (1/23/11)
- .577 -- Michigan St (2/2/11)

3-Point Field Goals Made

1. 13 -- Northern Illinois (11/17/11)
2. 12 -- Northern Iowa (12/15/12)
3. **11 -- Villanova (11/30/13)**
- 11 -- SC State (12/19/12)
5. **10 -- Arkansas-Pine Bluff (12/22/13)**
- 10 -- SIU Edwardsville (11/26/10)
- 10 -- Wisconsin (2/23/12)
- 10 -- Mich St (3/9/12)
- 10 -- Oregon (3/18/12)

3-Point Field Goals Attempted

1. 28 -- Minnesota (2/13/11)
2. 27 -- Chicago St (11/11/11)
3. 26 -- North Carolina A&T (11/14/11)
4. 25 -- Northern Iowa (12/15/12)
5. 24 -- Illinois (12/29/10)
- 24 -- Villanova (11/30/13)**

3-Point FG Percentage (10 Made)

1. .619 (13-21) Northern Illinois (11/17/11)
2. **.588 (10-17) Arkansas-Pine Bluff (12/22/13)**
3. 556 (10-18) SIUE (11/26/10)
- .556 (10-18) Wisconsin (2/23/12)
4. **.538 (7-13) Notre Dame (12/3/13)**

Free Throws Made

1. **38 -- Nebraska-Omaha (11/10/13)**
2. **32 -- Md. Eastern Shore (11/14/13)**
3. 31 -- Wichita St (11/21/12)
- 31 -- Penn St (1/31/13)
5. 29 -- Penn St (2/4/12)

Free Throws Attempted

1. **49 -- Nebraska-Omaha (11/10/13)**
2. **43 -- UM Eastern Shore (11/14/13)**
3. **40 -- Penn (11/22/13)**
4. 39 -- Indiana (1/23/11)
- 39 -- Wichita St (11/21/12)
- 39 -- Penn St (1/31/13)
- 39 -- Nebraska (12/31/13)**

Free Throw Percentage (10 Made)

1. 1.000 (15-15) Virginia (3/27/13)
2. .917 (11-12) Michigan St (3/15/13)
3. .909 (20-22) Clemson (11/29/11)
4. .895 (17-19) South Dakota (12/4/12)
5. .880 (22-25) Iowa St (12/9/11)

Most Rebounds

1. **57 -- Md. Eastern Shore (11/14/13)**
2. **56 -- UNC Wilmington (11/8/13)**
- 56 -- Brown (12/3/11)
- 56 -- SC State (12/19/12)
5. **54 -- Fairleigh Dickinson (12/9/13)**
- 54 -- Coppin State (12/22/12)

Most Assists

1. 32 -- Central Arkansas (12/19/11)
2. 26 -- Northern Illinois (11/17/11)
3. **25 -- Abilene Christian (11/17/13)**
4. 24 -- SIU Edwardsville (11/26/10)
- 24 -- Md. Eastern Shore (11/14/13)**
6. 23 -- Dayton (3/13/12)

Most Steals

1. 19 -- SIU Edwardsville (11/26/10)
2. **14 -- Penn (11/22/13)**
- 14 -- Idaho St (12/4/10)
- 14 -- Chicago St (11/11/11)
5. 13 -- IPFW (11/26/11)
- 13 -- UT-Pan American (11/9/12)

Most Blocked Shots

1. 13 -- Illinois (3/5/13)
2. **12 -- UNC Wilmington (11/8/13)**
3. 10 -- UT-Pan American (11/9/12)
4. 8 -- Purdue (1/27/13)
- 8 -- Boise St (12/22/11)
- 8 -- Northwestern (3/14/13)
- 8 -- Xavier (11/28/13)**
- 8 -- Nebraska (12/31/13)**

Fewest Turnovers

1. **5 -- Abilene Christian (11/17/13)**
- 5 -- Drake (12/7/13)**
- 5 -- Boise St (12/22/11)
- 5 -- UTEP (11/29/13)**
5. 6 -- Illinois (3/8/12)

INDIVIDUAL

Most Points:

1. 33 -- Matt Gatens vs Wisconsin (2/23/12)
2. 31 -- Roy Devyn Marble vs Oregon (3/18/12)
3. 30 -- Matt Gatens vs Indiana (2/19/12)
- 30 -- Roy Devyn Marble vs. UNI (12/15/12)
- 30 -- Roy Devyn Marble vs. Xavier (11/28/13)**
5. 28 -- Roy Devyn Marble vs. Stony Brook (3/22/13)

Field Goals Made

1. 12 -- Matt Gatens vs Wisconsin (2/23/12)
2. **11 -- Aaron White vs. Iowa State (12/13/13)**
3. 10 -- Devyn Marble vs Oregon (3/18/12)
- 10 -- Aaron White vs Dayton (3/13/12)
- 10 -- Matt Gatens vs Indiana (2/19/12)
- 10 -- Roy Devyn Marble vs. Xavier (11/28/13)**
- 10 -- Roy Devyn Marble vs. Wisconsin (1/5/14)**

Field Goals Attempted

1. **24 -- Roy Devyn Marble vs. Wisconsin (1/5/14)**
2. **23 -- Roy Devyn Marble vs. Xavier (11/28/13)**
- 23 -- Roy Devyn Marble vs. Villanova (11/30/13)**
4. 21 -- Matt Gatens vs Minnesota (1/16/11)
5. 19 -- Bryce Cartwright vs La Tech (12/21/10)

3-Point FG Made

1. 7 -- Devyn Marble vs Oregon (3/18/12)
- 7 -- Matt Gatens vs Wisconsin (2/23/12)
- 7 -- Matt Gatens vs Indiana (2/19/12)
4. 6 -- Roy Devyn Marble vs. SCSU (12/19/12)

Free Throws Made

1. 14 -- Roy Devyn Marble vs. UNI (12/15/12)
2. 13 -- Aaron White vs. Wisconsin (1/19/13)
3. 12 -- Roy Devyn Marble vs. Indiana (12/31/12)
4. **11 -- Roy Devyn Marble vs. Omaha (11/10/13)**
- 11 -- Matt Gatens vs Indiana (1/23/11)
- 11 -- Aaron White vs. Wichita St (11/21/12)
- 11 -- Aaron White vs. Purdue (2/27/13)

3-Point Field Goals Attempted

1. 11 -- Matt Gatens vs Minnesota (2/13/11)
2. 10 -- Matt Gatens vs Penn St (2/4/12)
- 10 -- Roy Devyn Marble at Iowa St (12/9/11)
- 10 -- Roy Devyn Marble vs. Xavier (11/28/13)**

Most Rebounds:

1. **17 -- Aaron White vs. Iowa State (12/13/13)**
2. **15 -- Aaron White vs. Omaha (11/10/13)**
- 15 -- Jarryd Cole vs. UNI (12/7/10)
4. 14 -- Melsahn Basabe vs Iowa St (12/10/10)
5. 13 -- Melsahn Basabe vs Indiana (2/5/10)
- 13 -- Melsahn Basabe vs Minnesota (1/16/11)
- 13 -- Melsahn Basabe vs Ohio St (1/4/11)
- 13 -- Aaron White at Nebraska (2/23/13)
- 13 -- Melsahn Basabe vs. Nebraska (3/9/13)
- 13 -- Aaron White vs. Indiana State (3/20/13)

Most Assists

1. 11 -- Bryce Cartwright vs Dayton (3/13/12)
2. 10 -- Bryce Cartwright at Oregon (3/18/12)
- 10 -- Bryce Cartwright vs Mich St (2/2/11)
4. 9 -- Bryce Cartwright (four times)
- 9 -- Anthony Clemmons (12/22/12)

Most Steals

1. 7 -- Eric May vs SIUE (11/26/10)
2. **6 -- Roy Devyn Marble vs. Penn (11/22/13)**
- 6 -- Eric May at Wake Forest (11/30/10)
4. 5 -- Jarryd Cole at Mich St (3/2/11)
- 5 -- Matt Gatens vs Idaho St (12/4/10)

Most Blocks

1. 7 -- Melsahn Basabe vs. Iowa St (12/10/10)
- 7 -- Gabriel Olaseni vs. Illinois (3/5/13)
3. 6 -- Melsahn Basabe vs Ohio St (1/4/11)
4. 5 -- Melsahn Basabe vs Indiana (2/19/12)
- 5 -- Melsahn Basabe vs Nwstern (3/14/13)
- 5 -- Gabriel Olaseni vs. UNC Wilmington (11/8/13)**



Game 1 - Iowa 82, UNC Wilmington 39

Official Basketball Box Score -- Game Totals -- Final Statistics
UNC Wilmington vs Iowa
11/08/13 8:30 p.m. at Carver-Hawkeye Arena - Iowa City, IA

UNC Wilmington 39 • 0-1

| # | Player | | Total | | 3-Ptr | | Rebounds | | | PF | TP | A TO Blk Stl | | | Min | |
|--------|-------------------|---|-------|-------|-------|------|----------|-----|-----|----|----|--------------|-----|---|-----|-----|
| | | | FG | FGA | FG | FGA | FT | FTA | Off | | | Def | Tot | | | |
| 20 | Sherwood, Dylan | f | 0-4 | 0-2 | 0-0 | | 2 | 4 | 6 | 1 | 0 | 0 | 0 | 0 | 13 | |
| 40 | Williams, Cedrick | f | 6-8 | 1-1 | 2-2 | | 4 | 5 | 9 | 4 | 15 | 1 | 1 | 1 | 28 | |
| 01 | Dixon, Chris | g | 0-9 | 0-4 | 2-2 | | 0 | 3 | 3 | 2 | 2 | 4 | 5 | 0 | 23 | |
| 05 | Eblen, Ben | g | 2-5 | 0-0 | 0-0 | | 0 | 3 | 3 | 2 | 4 | 0 | 3 | 0 | 27 | |
| 10 | Jackson, Freddie | g | 1-10 | 0-3 | 0-0 | | 2 | 0 | 2 | 2 | 2 | 0 | 0 | 0 | 22 | |
| 00 | Ponder, Craig | | 0-6 | 0-2 | 0-2 | | 0 | 1 | 1 | 1 | 0 | 0 | 0 | 0 | 14 | |
| 12 | Milson, Tanner | | 0-3 | 0-3 | 0-0 | | 0 | 1 | 1 | 0 | 0 | 1 | 0 | 0 | 16 | |
| 15 | Hager, Luke | | 0-7 | 0-3 | 0-0 | | 2 | 2 | 4 | 1 | 0 | 0 | 2 | 0 | 18 | |
| 24 | Spruill, Addison | | 4-12 | 1-4 | 1-4 | | 0 | 1 | 1 | 1 | 10 | 0 | 0 | 0 | 17 | |
| 33 | Reybold, Shane | | 2-4 | 0-0 | 0-0 | | 3 | 2 | 5 | 5 | 4 | 0 | 1 | 0 | 20 | |
| 34 | Graham, Marcus | | 1-4 | 0-1 | 0-0 | | 2 | 0 | 2 | 0 | 2 | 0 | 0 | 0 | 2 | |
| Team | | | | | | | 4 | 2 | 6 | | | 1 | | | | |
| Totals | | | | 16-72 | 2-23 | 5-10 | 19 | 24 | 43 | 20 | 39 | 6 | 14 | 1 | 6 | 200 |

FG % 1st Half: 5-26 19.2% 2nd half: 11-46 23.9% Game: 16-72 22.2%
3FG % 1st Half: 1-8 12.5% 2nd half: 1-15 6.7% Game: 2-23 8.7%
FT % 1st Half: 1-2 50.0% 2nd half: 4-8 50.0% Game: 5-10 50.0%

Iowa 82 • 1-0

| # | Player | | Total | | 3-Ptr | | Rebounds | | | PF | TP | A TO Blk Stl | | | Min |
|--------|-------------------|---|--------|--------|--------|-----|----------|-----|----|----|----|--------------|----|---|-----|
| | | | FG-FGA | FG-FGA | FT-FTA | Off | Def | Tot | | | | | | | |
| 01 | Basabe, Melsahn | f | 4-6 | 0-0 | 0-0 | 1 | 5 | 6 | 1 | 8 | 0 | 0 | 1 | 0 | 13 |
| 30 | White, Aaron | f | 4-6 | 0-0 | 2-2 | 0 | 6 | 6 | 0 | 10 | 2 | 2 | 0 | 1 | 19 |
| 34 | Woodbury, Adam | c | 2-6 | 0-0 | 0-1 | 1 | 4 | 5 | 4 | 4 | 1 | 0 | 1 | 0 | 13 |
| 04 | Marble, Roy Devyn | g | 3-5 | 1-3 | 1-2 | 1 | 1 | 2 | 0 | 8 | 5 | 2 | 0 | 3 | 20 |
| 10 | Gesell, Mike | g | 1-3 | 0-1 | 1-2 | 0 | 0 | 0 | 0 | 3 | 3 | 0 | 2 | 2 | 15 |
| 00 | Olaseni, Gabriel | | 1-8 | 0-0 | 6-8 | 3 | 4 | 7 | 1 | 8 | 0 | 0 | 5 | 0 | 17 |
| 03 | Jok, Peter | | 5-13 | 1-5 | 0-0 | 2 | 3 | 5 | 0 | 11 | 1 | 1 | 0 | 0 | 20 |
| 05 | Clemmons, Anthony | | 2-3 | 0-0 | 2-4 | 0 | 3 | 3 | 0 | 6 | 5 | 1 | 1 | 1 | 20 |
| 13 | Denning, Kyle | | 1-1 | 1-1 | 0-0 | 0 | 1 | 1 | 0 | 3 | 0 | 0 | 0 | 0 | 6 |
| 15 | McCabe, Zach | | 2-5 | 0-1 | 1-2 | 3 | 4 | 7 | 0 | 5 | 1 | 1 | 0 | 0 | 19 |
| 20 | Uthoff, Jarrod | | 5-8 | 1-1 | 3-3 | 1 | 6 | 7 | 1 | 14 | 0 | 0 | 4 | 0 | 19 |
| 23 | Ukah, Okey | | 0-0 | 0-0 | 0-0 | 0 | 1 | 1 | 0 | 0 | 0 | 0 | 0 | 0 | 4 |
| 35 | Stokes, Darius | | 0-1 | 0-0 | 0-0 | 0 | 0 | 0 | 3 | 0 | 0 | 1 | 0 | 0 | 9 |
| 42 | Meyer, Kyle | | 1-2 | 0-0 | 0-0 | 1 | 2 | 3 | 0 | 2 | 1 | 2 | 0 | 0 | 6 |
| Team | | | | | | 3 | 0 | 3 | | | | | | | |
| Totals | | | | 31-67 | 4-12 | 16 | 40 | 56 | 10 | 82 | 19 | 10 | 12 | 7 | 200 |

FG % 1st Half: 17-33 51.5% 2nd half: 14-34 41.2% Game: 31-67 46.3%
3FG % 1st Half: 2-6 33.3% 2nd half: 2-6 33.3% Game: 4-12 33.3%
FT % 1st Half: 12-17 70.6% 2nd half: 4-7 57.1% Game: 16-24 66.7%

Officials: Gene Steratore, Paul Szcel, Rod Mrakovich
Technical fouls: UNC Wilmington-None. Iowa-None.
Attendance: 15293
2013-14 Season Opener
Fouled Out - UNC Wilmington: Reybold (07:11)

| Score by periods | 1st | 2nd | Total |
|------------------|-----|-----|-------|
| UNC Wilmington | 12 | 27 | 39 |
| Iowa | 48 | 34 | 82 |

| | In | Off | 2nd | Fast | Bench |
|--------|-------|-----|--------|-------|-------|
| Points | Paint | T/O | Chance | Break | |
| UNCW | 16 | 7 | 10 | 2 | 16 |
| IOWA | 42 | 16 | 14 | 12 | 49 |

Game 2 - Iowa 85, Nebraska-Omaha 75

Official Basketball Box Score -- Game Totals -- Final Statistics
Nebraska-Omaha vs Iowa
11/10/13 3:55 p.m. at Carver-Hawkeye Arena - Iowa City, IA

Nebraska-Omaha 75 • 1-1

| # | Player | | Total | | 3-Ptr | | Rebounds | | | PF | TP | A TO Blk Stl | | | Min |
|--------|---------------------|---|--------|--------|--------|-----|----------|-----|----|----|----|--------------|---|----|-----|
| | | | FG-FGA | FG-FGA | FT-FTA | Off | Def | Tot | | | | | | | |
| 05 | Mike Rostampour | f | 0-2 | 0-0 | 3-4 | 1 | 2 | 3 | 4 | 3 | 0 | 2 | 1 | 1 | 19 |
| 44 | John Karhoff | c | 5-10 | 1-1 | 0-0 | 3 | 2 | 5 | 5 | 11 | 2 | 0 | 0 | 1 | 24 |
| 03 | Devin Patterson | g | 4-11 | 1-4 | 4-6 | 1 | 3 | 4 | 3 | 13 | 3 | 4 | 0 | 4 | 30 |
| 10 | CJ Carter | g | 8-21 | 4-14 | 2-2 | 3 | 1 | 4 | 3 | 22 | 1 | 4 | 0 | 3 | 35 |
| 21 | Justin Simmons | g | 5-13 | 1-5 | 0-0 | 0 | 1 | 1 | 3 | 11 | 3 | 1 | 1 | 0 | 27 |
| 01 | Jalen Bradley | | 0-1 | 0-1 | 0-0 | 0 | 1 | 1 | 1 | 0 | 2 | 0 | 0 | 0 | 1 |
| 12 | Caleb Steffensmeier | | 0-1 | 0-1 | 0-0 | 0 | 0 | 0 | 2 | 0 | 0 | 2 | 0 | 0 | 12 |
| 23 | Marcus Tyus | | 2-7 | 1-2 | 0-0 | 1 | 0 | 1 | 4 | 5 | 0 | 0 | 0 | 1 | 15 |
| 40 | Simon Krych | | 4-5 | 0-0 | 0-0 | 2 | 1 | 3 | 1 | 8 | 0 | 1 | 0 | 0 | 10 |
| 42 | Matt Hagerbaumer | | 0-0 | 0-0 | 2-2 | 4 | 7 | 11 | 4 | 2 | 3 | 1 | 0 | 1 | 27 |
| Team | | | | | | 2 | 2 | 4 | | | 1 | | | | |
| Totals | | | 28-71 | 8-28 | 11-16 | 17 | 20 | 37 | 30 | 75 | 14 | 16 | 2 | 11 | 200 |

FG % 1st Half: 16-36 44.4% 2nd half: 12-35 34.3% Game: 28-71 39.4%
3FG % 1st Half: 5-14 35.7% 2nd half: 3-14 21.4% Game: 8-28 28.6%
FT % 1st Half: 6-6 100.0% 2nd half: 5-10 50.0% Game: 11-16 68.8%

Iowa 83 • 2-0

| # | Player | Total | | 3-Ptr | | Rebounds | | | PF | TP | A TO Blk Stl | | | Min | |
|--------|-------------------|--------|--------|--------|--------|----------|-----|-----|----|----|--------------|----|---|-----|-----|
| | | FG-FGA | FG-FGA | FT-FTA | FT-FTA | Off | Def | Tot | | | | | | | |
| 01 | Basabe, Melsahn | f | 2-5 | 0-0 | 3-4 | 2 | 7 | 9 | 3 | 7 | 1 | 0 | 2 | 1 | 19 |
| 30 | White, Aaron | f | 5-10 | 0-2 | 10-12 | 4 | 11 | 15 | 2 | 20 | 2 | 4 | 0 | 1 | 33 |
| 34 | Woodbury, Adam | c | 2-4 | 0-0 | 1-2 | 2 | 1 | 3 | 1 | 5 | 1 | 3 | 1 | 0 | 11 |
| 04 | Marble, Roy Devyn | g | 2-13 | 0-5 | 11-14 | 1 | 4 | 5 | 2 | 15 | 4 | 1 | 0 | 2 | 33 |
| 10 | Gesell, Mike | g | 0-0 | 0-0 | 1-2 | 0 | 1 | 1 | 0 | 1 | 1 | 2 | 0 | 0 | 14 |
| 00 | Olaseni, Gabriel | | 0-1 | 0-0 | 0-0 | 1 | 0 | 1 | 2 | 0 | 0 | 1 | 1 | 1 | 13 |
| 03 | Jok, Peter | | 1-6 | 1-3 | 0-0 | 0 | 0 | 0 | 1 | 3 | 1 | 0 | 0 | 0 | 9 |
| 05 | Clemmons, Anthony | | 4-5 | 1-2 | 2-3 | 1 | 1 | 2 | 0 | 11 | 1 | 3 | 2 | 1 | 25 |
| 15 | McCabe, Zach | | 3-6 | 1-1 | 5-6 | 2 | 1 | 3 | 3 | 12 | 0 | 2 | 0 | 1 | 20 |
| 20 | Uthoff, Jarrod | | 2-6 | 0-1 | 5-6 | 4 | 3 | 7 | 1 | 9 | 1 | 2 | 1 | 0 | 23 |
| Team | | | | | | 3 | 0 | 3 | | | | | | | |
| Totals | | | 21-56 | 3-14 | 38-49 | 20 | 29 | 49 | 15 | 83 | 12 | 18 | 7 | 7 | 200 |

FG % 1st Half: 10-29 34.5% 2nd half: 11-27 40.7% Game: 21-56 37.5%
3FG % 1st Half: 1-8 12.5% 2nd half: 2-6 33.3% Game: 3-14 21.4%
FT % 1st Half: 15-18 83.3% 2nd half: 23-31 74.2% Game: 38-49 77.6%

Officials: Lamont Simpson, Larry Sciotto, Bill Ek
Technical fouls: Nebraska-Omaha-None. Iowa-None.
Attendance: 14271
Fouled Out: Nebraska-Omaha - Karhoff (04:57)

| Score by periods | 1st | 2nd | Total |
|------------------|-----|-----|-------|
| Nebraska-Omaha | 43 | 32 | 75 |
| Iowa | 36 | 47 | 83 |

| | In | Off | 2nd | Fast | Bench |
|--------|-------|-----|--------|-------|-------|
| Points | Paint | T/O | Chance | Break | |
| NO | 26 | 23 | 19 | 4 | 15 |
| IOWA | 30 | 17 | 13 | 4 | 35 |

Game 3 - Iowa 109, Md. Eastern Shore 63

Official Basketball Box Score -- Game Totals -- Final Statistics
Md. Eastern Shore vs Iowa
11/14/13 6 p.m. at Carver-Hawkeye Arena - Iowa City, IA

Md. Eastern Shore 63 • 1-2

| # | Player | | Total | | 3-Ptr | | Rebounds | | | PF | TP | A TO Blk Stl | | | Min | |
|--------|-----------------|---|--------|--------|--------|-------|----------|-----|----|----|----|--------------|----|---|-----|-----|
| | | | FG-FGA | FG-FGA | FT-FTA | Off | Def | Tot | | | | | | | | |
| 01 | Johnson, Iman | f | 2-4 | 0-0 | 0-2 | 2 | 4 | 6 | 5 | 4 | 0 | 1 | 0 | 1 | 24 | |
| 54 | Ezeiru, Francis | c | 3-6 | 0-0 | 2-2 | 2 | 7 | 9 | 3 | 8 | 0 | 1 | 1 | 0 | 26 | |
| 00 | Baxter, Hakeem | g | 2-10 | 0-3 | 2-2 | 1 | 0 | 1 | 5 | 6 | 0 | 1 | 1 | 0 | 28 | |
| 13 | Smith, Isaac | g | 6-24 | 1-8 | 6-8 | 1 | 2 | 3 | 0 | 19 | 1 | 5 | 0 | 2 | 27 | |
| 23 | Snyder, Troy | g | 3-7 | 1-4 | 0-0 | 1 | 2 | 3 | 1 | 7 | 0 | 4 | 0 | 0 | 31 | |
| 02 | Pitt, Ishaq | | 1-3 | 0-1 | 0-3 | 1 | 1 | 2 | 4 | 2 | 2 | 0 | 0 | 0 | 10 | |
| 05 | Bell, Louis | | 2-7 | 0-3 | 1-1 | 0 | 1 | 1 | 4 | 5 | 3 | 1 | 0 | 1 | 17 | |
| 10 | Trim, Travis | | 0-0 | 0-0 | 0-0 | 0 | 2 | 2 | 0 | 2 | 1 | 0 | 1 | 1 | 7 | |
| 11 | Walker, Devon | | 2-7 | 2-5 | 0-0 | 2 | 0 | 2 | 1 | 6 | 0 | 0 | 0 | 0 | 8 | |
| 12 | Randall, Shane | | 3-6 | 0-0 | 0-0 | 1 | 1 | 2 | 2 | 6 | 1 | 1 | 0 | 2 | 21 | |
| 35 | Choice, Macelo | | 0-1 | 0-1 | 0-0 | 0 | 0 | 0 | 0 | 0 | 0 | 0 | 0 | 0 | 1 | |
| Team | | | | | | 5 | 1 | 6 | | | | | | | | |
| Totals | | | | 24-75 | 4-25 | 11-18 | 16 | 21 | 37 | 27 | 63 | 9 | 15 | 1 | 8 | 200 |

FG % 1st Half: 9-36 25.0% 2nd half: 15-39 38.5% Game: 24-75 32.0%
3FG % 1st Half: 1-11 9.1% 2nd half: 3-14 21.4% Game: 4-25 16.0%
FT % 1st Half: 4-4 100.0% 2nd half: 7-14 50.0% Game: 11-18 61.1%

Iowa 109 • 3-0

| # | Player | | Total | | 3-Ptr | | Rebounds | | | PF | TP | | | | | Min |
|----|-------------------|---|--------|--------|--------|-----|----------|-----|---|----|----|----|-----|-----|----|-----|
| | | | FG-FGA | FG-FGA | FT-FTA | Off | Def | Tot | A | | | To | Blk | Stl | | |
| 01 | Basabe, Melsahn | f | 2-3 | 0-0 | 8-12 | 2 | 5 | 7 | 0 | 12 | 0 | 0 | 0 | 0 | 20 | |
| 30 | White, Aaron | f | 9-10 | 0-1 | 4-5 | 0 | 3 | 3 | 0 | 22 | 2 | 2 | 0 | 1 | 17 | |
| 34 | Woodbury, Adam | c | 1-3 | 0-0 | 2-2 | 1 | 5 | 6 | 2 | 4 | 0 | 1 | 1 | 0 | 19 | |
| 04 | Marble, Roy Devyn | g | 3-8 | 1-4 | 3-4 | 1 | 1 | 2 | 0 | 10 | 5 | 0 | 0 | 4 | 18 | |
| 10 | Gesell, Mike | g | 3-5 | 2-3 | 0-0 | 0 | 1 | 1 | 4 | 8 | 7 | 1 | 0 | 0 | 17 | |
| 00 | Olaseni, Gabriel | | 5-10 | 0-0 | 0-2 | 5 | 0 | 5 | 2 | 10 | 0 | 1 | 3 | 0 | 13 | |
| 03 | Jok, Peter | | 1-5 | 0-1 | 8-8 | 0 | 2 | 2 | 2 | 10 | 2 | 3 | 0 | 1 | 24 | |
| 05 | Clemmons, Anthony | | 1-1 | 0-0 | 0-0 | 0 | 3 | 3 | 2 | 2 | 4 | 0 | 0 | 1 | 13 | |
| 13 | Denning, Kyle | | 1-2 | 1-2 | 0-0 | 0 | 1 | 1 | 1 | 3 | 1 | 0 | 0 | 0 | 8 | |
| 15 | McCabe, Zach | | 4-7 | 2-3 | 1-2 | 2 | 3 | 5 | 0 | 11 | 1 | 0 | 0 | 1 | 12 | |
| 20 | Uthoff, Jarrod | | 3-7 | 0-1 | 5-6 | 4 | 7 | 11 | 2 | 11 | 0 | 2 | 1 | 0 | 18 | |
| 23 | Ukah, Okey | | 0-1 | 0-0 | 1-2 | 1 | 1 | 2 | 0 | 1 | 0 | 0 | 1 | 0 | 5 | |
| 35 | Stokes, Darius | | 1-3 | 0-0 | 0-0 | 0 | 0 | 0 | 1 | 2 | 0 | 0 | 0 | 0 | 8 | |
| 42 | Meyer, Kyle | | 1-3 | 1-2 | 0-0 | 1 | 6 | 7 | 2 | 3 | 2 | 2 | 0 | 0 | 8 | |

Game 5 - Iowa 86, Penn 55

Official Basketball Box Score -- Game Totals -- Final Statistics

Penn vs Iowa

11/22/13 6 p.m. at Carver-Hawkeye Arena - Iowa City, IA

Penn 55 • 1-3

| # | Player | | Total | | 3-Ptr | | Rebounds | | | PF | TP | A | TO | Blk | Stl | Min | |
|----------------------|----------------------|---|-------|-----------------|-------|-----|----------|-------------|-----|----|-------|----|----|-----|-----|-----|------------------------|
| | | | FG | FGA | FG | FGA | FT | FTA | Off | | | | | | | | Def |
| 02 | Brooks, Henry | f | 3-5 | 0-0 | 0-0 | 0-0 | 1 | 3 | 4 | 3 | 6 | 0 | 6 | 1 | 0 | 21 | |
| 10 | Dougherty, Fran | f | 4-6 | 0-0 | 0-0 | 0-0 | 0 | 3 | 3 | 4 | 8 | 2 | 1 | 0 | 2 | 29 | |
| 10 | Nelson-Henry, Darien | c | 6-9 | 0-0 | 1-3 | 4 | 2 | 6 | 4 | 13 | 1 | 1 | 2 | 0 | 0 | 19 | |
| 00 | Cartwright, Miles | g | 1-4 | 0-2 | 4-4 | 0 | 3 | 3 | 4 | 6 | 3 | 4 | 0 | 0 | 0 | 20 | |
| 01 | Hicks, Tony | g | 3-10 | 1-6 | 3-4 | 1 | 3 | 4 | 3 | 10 | 5 | 6 | 0 | 0 | 0 | 31 | |
| 04 | Lewis, Jamal | g | 1-4 | 1-2 | 0-0 | 0 | 0 | 0 | 0 | 3 | 1 | 0 | 0 | 0 | 0 | 10 | |
| 05 | Harrell, Julian | g | 2-5 | 1-2 | 0-0 | 1 | 1 | 2 | 4 | 5 | 2 | 2 | 1 | 0 | 0 | 14 | |
| 13 | Jones, Dylan | g | 0-0 | 0-0 | 1-2 | 0 | 1 | 1 | 1 | 1 | 0 | 1 | 0 | 0 | 0 | 7 | |
| 15 | Crocker, Camryn | g | 1-2 | 0-1 | 1-1 | 0 | 0 | 0 | 3 | 3 | 0 | 1 | 0 | 0 | 0 | 12 | |
| 20 | Jok, Dau | g | 0-6 | 0-6 | 0-0 | 1 | 1 | 2 | 0 | 0 | 0 | 1 | 0 | 0 | 0 | 15 | |
| 21 | Gunter, Cameron | g | 0-1 | 0-0 | 0-2 | 1 | 1 | 2 | 1 | 0 | 0 | 0 | 0 | 0 | 0 | 5 | |
| 22 | Rennard, Steve | g | 0-3 | 0-2 | 0-0 | 0 | 3 | 3 | 1 | 0 | 0 | 1 | 0 | 0 | 0 | 9 | |
| 24 | Howard, Matt | g | 0-0 | 0-0 | 0-0 | 0 | 1 | 1 | 0 | 0 | 0 | 0 | 0 | 0 | 0 | 3 | |
| 30 | Lucas-Perry, Patrick | g | 0-1 | 0-1 | 0-0 | 0 | 0 | 0 | 1 | 0 | 1 | 0 | 0 | 0 | 0 | 3 | |
| 32 | Troutt, Preston | g | 0-2 | 0-1 | 0-0 | 1 | 0 | 1 | 0 | 0 | 0 | 0 | 0 | 0 | 0 | 2 | |
| Team | | | | | | | 5 | 4 | 9 | | | | | | | | |
| Totals | | | 21-58 | 3-23 | 10-16 | 15 | 26 | 41 | 29 | 55 | 15 | 25 | 4 | 2 | 200 | | |
| FG % 1st Half: 11-25 | | | 44.0% | 2nd half: 10-33 | | | 30.3% | Game: 21-58 | | | 36.2% | | | | | | Deadball Rebounds 2 |
| 3FG % 1st Half: 2-8 | | | 25.0% | 2nd half: 1-15 | | | 6.7% | Game: 3-23 | | | 13.0% | | | | | | |
| FT % 1st Half: 3-6 | | | 50.0% | 2nd half: 7-10 | | | 70.0% | Game: 10-16 | | | 62.5% | | | | | | |

Iowa 86 • 5-0

| # | Player | | Total FG-FGA | 3-Ptr FG-FGA | FT-FTA | Rebounds Off Def Tot | PF | TP | A | TO | Blk | Stl | Min | |
|----------------------|-------------------|---|-----------------|-----------------|--------|-------------------------|-------|-------------|----|----|-------|-----|-----|---------------------------|
| 01 | Basabe, Melsahn | f | 1-5 | 0-0 | 3-4 | 3 3 6 | 1 | 5 | 0 | 0 | 0 | 0 | 19 | |
| 30 | White, Aaron | f | 2-6 | 0-0 | 3-5 | 2 5 7 | 0 | 7 | 0 | 0 | 0 | 0 | 22 | |
| 34 | Woodbury, Adam | c | 2-6 | 0-0 | 2-3 | 5 3 8 | 3 | 6 | 1 | 0 | 0 | 0 | 20 | |
| 04 | Marble, Roy Devyn | g | 4-13 | 1-5 | 4-7 | 1 1 2 | 1 | 13 | 3 | 2 | 1 | 6 | 26 | |
| 10 | Gesell, Mike | g | 4-10 | 2-6 | 0-0 | 0 0 0 | 2 | 10 | 2 | 0 | 0 | 2 | 21 | |
| 00 | Olaseni, Gabriel | g | 3-6 | 0-0 | 2-3 | 3 3 6 | 3 | 8 | 0 | 3 | 3 | 1 | 16 | |
| 03 | Jok, Peter | g | 2-4 | 1-2 | 3-4 | 0 1 1 | 2 | 8 | 0 | 0 | 0 | 0 | 14 | |
| 05 | Clemmons, Anthony | g | 1-3 | 1-2 | 4-6 | 0 0 0 | 1 | 7 | 3 | 2 | 0 | 1 | 17 | |
| 13 | Denning, Kyle | g | 1-1 | 0-0 | 0-0 | 0 1 1 | 0 | 2 | 0 | 0 | 0 | 0 | 5 | |
| 15 | McCabe, Zach | g | 0-2 | 0-1 | 1-2 | 0 2 2 | 3 | 1 | 0 | 1 | 0 | 1 | 8 | |
| 20 | Uthoff, Jarrod | g | 6-7 | 1-1 | 6-6 | 1 3 4 | 0 | 19 | 2 | 2 | 1 | 1 | 21 | |
| 23 | Ukah, Okey | g | 0-0 | 0-0 | 0-0 | 0 0 0 | 0 | 0 | 0 | 0 | 0 | 0 | 3 | |
| 35 | Stokes, Darius | g | 0-1 | 0-0 | 0-0 | 1 1 2 | 1 | 0 | 0 | 0 | 0 | 0 | 3 | |
| 42 | Meyer, Kyle | g | 0-2 | 0-1 | 0-0 | 1 2 3 | 0 | 0 | 0 | 0 | 0 | 0 | 5 | |
| Team | | | | | | 1 1 2 | | | | | | | | |
| Totals | | | 26-66 | 6-18 | 28-40 | 18 26 44 | 17 | 86 | 11 | 10 | 5 | 14 | 200 | |
| FG % 1st Half: 16-38 | | | 42.1% | 2nd half: 10-28 | | | 35.7% | Game: 26-66 | | | 39.4% | | | Deadball Rebounds 8 |
| 3FG % 1st Half: 2-8 | | | 25.0% | 2nd half: 4-10 | | | 40.0% | Game: 6-18 | | | 33.3% | | | |
| FT % 1st Half: 14-20 | | | 70.0% | 2nd half: 14-20 | | | 70.0% | Game: 28-40 | | | 70.0% | | | |

Officials: Larry Scrotto, Glenn Mayborg, Paul Szelc
Technical fouls: Penn-None. Iowa-None.
Attendance: 15400

| Score by periods | 1st | 2nd | Total |
|------------------|-----|-----|-------|
| Penn | 27 | 28 | 55 |
| Iowa | 48 | 38 | 86 |

Last FG - PENN 2nd-00:14, IOWA 2nd-02:42.
Largest lead - PENN by 4 1st-19:08, IOWA by 34 2nd-02:42.

| | In | Off | 2nd | Fast | Bench |
|--------|-------|-----|--------|-------|-------|
| Points | Paint | TO | Chance | Break | |
| PENN | 30 | 10 | 14 | 0 | 12 |
| IOWA | 30 | 30 | 13 | 8 | 45 |

Score tied - 0 times.
Lead changed - 7 times.

Game 7 - Iowa 89, UTEP 53

Official Basketball Box Score -- Game Totals -- Final Statistics

Iowa vs UTEP

11/29/13 7 p.m. at Atlantis, Paradise Island, Bahamas

Iowa 89 • 7-0

| # | Player | | Total | | 3-Ptr | | Rebounds | | | PF | TP | A | TO | Blk | Stl | Min | |
|----------------------|-------------------|---|-------|-----------------|-------|-----|----------|-------------|-----|----|-------|---|----|-----|-----|-----|------------------------|
| | | | FG | FGA | FG | FGA | FT | FTA | Off | | | | | | | | Def |
| 01 | Basabe, Melsahn | f | 5-8 | 0-0 | 0-0 | 0 | 7 | 7 | 0 | 10 | 0 | 0 | 1 | 0 | 0 | 19 | |
| 30 | White, Aaron | f | 5-6 | 0-0 | 7-7 | 1 | 3 | 4 | 0 | 17 | 1 | 0 | 1 | 0 | 0 | 19 | |
| 34 | Woodbury, Adam | c | 1-4 | 0-0 | 0-0 | 0 | 1 | 2 | 4 | 2 | 0 | 0 | 0 | 0 | 0 | 14 | |
| 04 | Marble, Roy Devyn | g | 2-6 | 0-1 | 3-4 | 2 | 1 | 3 | 1 | 7 | 6 | 0 | 0 | 0 | 0 | 21 | |
| 10 | Gesell, Mike | g | 2-5 | 1-2 | 0-0 | 0 | 3 | 3 | 1 | 5 | 7 | 1 | 0 | 1 | 0 | 24 | |
| 00 | Olaseni, Gabriel | | 1-4 | 0-0 | 2-2 | 4 | 4 | 8 | 2 | 4 | 1 | 1 | 0 | 0 | 0 | 15 | |
| 03 | Jok, Peter | | 4-9 | 2-4 | 4-5 | 0 | 0 | 0 | 3 | 14 | 1 | 1 | 0 | 0 | 0 | 17 | |
| 05 | Clemmons, Anthony | | 2-2 | 1-1 | 1-2 | 0 | 4 | 4 | 1 | 6 | 4 | 0 | 0 | 0 | 1 | 15 | |
| 13 | Denning, Kyle | | 0-0 | 0-0 | 0-0 | 0 | 0 | 0 | 0 | 0 | 0 | 0 | 0 | 0 | 0 | 3 | |
| 15 | McCabe, Zach | | 5-8 | 3-5 | 1-2 | 2 | 0 | 2 | 1 | 14 | 2 | 0 | 0 | 0 | 0 | 14 | |
| 20 | Uthoff, Jarrod | | 3-5 | 2-2 | 0-0 | 2 | 8 | 10 | 3 | 8 | 0 | 2 | 2 | 0 | 0 | 25 | |
| 23 | Ukah, Okey | | 1-1 | 0-0 | 0-0 | 0 | 0 | 0 | 0 | 2 | 0 | 0 | 0 | 0 | 0 | 3 | |
| 35 | Stokes, Darius | | 0-0 | 0-0 | 0-0 | 0 | 0 | 0 | 0 | 0 | 0 | 0 | 0 | 0 | 0 | 3 | |
| 42 | Meyer, Kyle | | 0-1 | 0-1 | 0-0 | 0 | 1 | 1 | 1 | 0 | 0 | 0 | 0 | 0 | 0 | 8 | |
| Team | | | | | | | 0 | 2 | 2 | | | | | | | | |
| Totals | | | 31-59 | 9-16 | 18-22 | 12 | 34 | 46 | 17 | 89 | 22 | 5 | 4 | 2 | 200 | | |
| FG % 1st Half: 17-29 | | | 58.6% | 2nd half: 14-30 | | | 46.7% | Game: 31-59 | | | 52.5% | | | | | | Deadball Rebounds 2 |
| 3FG % 1st Half: 5-8 | | | 62.5% | 2nd half: 4-8 | | | 50.0% | Game: 9-16 | | | 56.3% | | | | | | |
| FT % 1st Half: 8-10 | | | 80.0% | 2nd half: 10-12 | | | 83.3% | Game: 18-22 | | | 81.8% | | | | | | |

UTEP 53 • 4-3

| | | Total | 3-Ptr | | | Rebounds | | | | | | | | | | | |
|-----------------|------------------|-------|-------|-----------|-------|----------|-------|-------|-----|-------|-------|----|----|-----|-----|-----|----------|
| # | Player | | FG | FGA | FT | FTA | Off | Def | Tot | PF | TP | A | TO | Blk | Stl | Min | |
| 04 | WASHBURN, Julian | f | 4-14 | 1-4 | 4-4 | 0 | 0 | 0 | 0 | 13 | 3 | 1 | 0 | 1 | 0 | 33 | |
| 31 | LANG, Cedrick | f | 1-3 | 0-0 | 2-6 | 1 | 3 | 4 | 2 | 4 | 0 | 0 | 0 | 0 | 0 | 18 | |
| 21 | BOHANNON, John | c | 2-4 | 0-0 | 0-0 | 2 | 2 | 4 | 2 | 4 | 0 | 1 | 0 | 0 | 0 | 14 | |
| 13 | MOORE, McKenzie | f | 2-9 | 1-5 | 0-0 | 0 | 5 | 5 | 4 | 5 | 3 | 2 | 0 | 0 | 0 | 22 | |
| 24 | CROSGILL, Justin | g | 1-6 | 1-6 | 0-0 | 0 | 0 | 0 | 0 | 3 | 0 | 0 | 0 | 0 | 0 | 9 | |
| 02 | RAGLAND, Jalen | g | 0-3 | 0-2 | 0-0 | 0 | 0 | 0 | 0 | 0 | 0 | 0 | 0 | 0 | 0 | 10 | |
| 03 | MBACHU, Victor | g | 0-0 | 0-0 | 0-0 | 0 | 0 | 0 | 0 | 0 | 0 | 0 | 0 | 0 | 0 | 2 | |
| 05 | COOPER, C.J. | g | 2-4 | 2-4 | 0-0 | 1 | 0 | 1 | 1 | 6 | 3 | 2 | 0 | 0 | 0 | 26 | |
| 11 | FLAGGERT, Jake | g | 1-1 | 0-0 | 0-0 | 0 | 0 | 0 | 0 | 5 | 2 | 0 | 0 | 0 | 0 | 12 | |
| 15 | CALDWELL, Tevin | g | 0-0 | 0-0 | 0-0 | 0 | 0 | 0 | 0 | 0 | 0 | 0 | 0 | 0 | 0 | 2 | |
| 23 | VINT, Hooper | g | 1-2 | 0-1 | 0-0 | 0 | 2 | 2 | 1 | 2 | 0 | 0 | 0 | 0 | 0 | 12 | |
| 32 | HUNTER, Vince | g | 2-2 | 0-0 | 3-4 | 1 | 3 | 4 | 2 | 7 | 0 | 0 | 1 | 0 | 0 | 18 | |
| 41 | WILLMS, Matt | g | 2-4 | 0-0 | 3-7 | 0 | 3 | 3 | 0 | 7 | 2 | 0 | 1 | 2 | 2 | 22 | |
| Team | | | | | | | 1 | 0 | 1 | | | 1 | | | | | |
| Totals | | | 18-52 | 5-22 | 12-21 | | 6 | 18 | 24 | 17 | 53 | 11 | 7 | 2 | 4 | 200 | |
| FG % 1st Half: | | 9-28 | 32.1% | 2nd half: | | 9-24 | 37.5% | Game: | | 18-52 | 34.6% | | | | | | Deadball |
| 3FG % 1st Half: | | 2-13 | 15.4% | 2nd half: | | 3-9 | 33.3% | Game: | | 5-22 | 22.7% | | | | | | Rebounds |
| FT % 1st Half: | | 2-9 | 22.2% | 2nd half: | | 10-12 | 83.3% | Game: | | 12-21 | 57.1% | | | | | | 3 |

Game 10 - Iowa 83, Drake 66

Game 13 - Iowa 86, Ark.-Pine Bluff 61

Official Basketball Box Score -- Game Totals -- Final Statistics
Arkansas Pine Bluff vs Iowa
12/22/13 1 p.m. at Carver-Hawkeye Arena - Iowa City, IA

Arkansas Pine Bluff 61 • 2-9

| # | Player | Total | | 3-Ptr | | Rebounds | | PF | TP | A | TO | Blk | Stl | Min |
|----------------------|---------------------|--------|-----------------|--------|--------|-------------|-----|-------|----------|----|----|-----|-----|-----|
| | | FG-FGA | FT-FTA | FG-FGA | FT-FTA | Off | Def | | | | | | | |
| 00 | Tingle, Sean | f | 0-2 | 0-0 | 0-2 | 1 | 0 | 1 | 1 | 0 | 2 | 0 | 0 | 9 |
| 03 | Haynes, Davon | f | 3-11 | 0-1 | 5-8 | 4 | 3 | 7 | 3 | 11 | 0 | 5 | 0 | 27 |
| 15 | Whiting, Trent | f | 0-1 | 0-0 | 0-0 | 0 | 1 | 1 | 0 | 0 | 0 | 1 | 2 | 14 |
| 14 | Hammond, Tevin | g | 7-14 | 4-9 | 1-3 | 1 | 0 | 1 | 1 | 19 | 5 | 5 | 0 | 35 |
| 23 | Robinson, Ghiavonni | g | 3-10 | 1-4 | 0-0 | 1 | 2 | 3 | 5 | 7 | 1 | 2 | 0 | 30 |
| 01 | Mosley, Marcel | g | 4-13 | 3-9 | 0-0 | 0 | 2 | 2 | 4 | 11 | 3 | 1 | 0 | 24 |
| 12 | Floyd, Jaylon | g | 0-1 | 0-0 | 0-0 | 3 | 0 | 3 | 4 | 0 | 1 | 0 | 0 | 12 |
| 21 | Savage, Chandler | g | 0-2 | 0-2 | 0-0 | 0 | 0 | 0 | 0 | 0 | 0 | 1 | 0 | 8 |
| 22 | McIntyre, DeAndre | g | 3-7 | 0-1 | 2-2 | 3 | 2 | 5 | 1 | 8 | 4 | 1 | 0 | 24 |
| 30 | Brown, Jordan | g | 2-4 | 0-0 | 1-2 | 1 | 1 | 2 | 1 | 5 | 0 | 0 | 0 | 16 |
| 40 | Young, Jared | g | 0-0 | 0-0 | 0-0 | 0 | 0 | 0 | 0 | 0 | 0 | 0 | 0 | 1 |
| Team | | | | | | 1 | 1 | 2 | | | | | | |
| Totals | | | 22-65 | 8-26 | 9-17 | 15 | 12 | 27 | 20 | 61 | 14 | 18 | 2 | 200 |
| FG % 1st Half: 6-32 | | 18.8% | 2nd half: 16-33 | | 48.5% | Game: 22-65 | | 33.8% | Deadball | | | | | |
| 3FG % 1st Half: 1-12 | | 8.3% | 2nd half: 7-14 | | 50.0% | Game: 8-26 | | 30.8% | Rebounds | | | | | |
| FT % 1st Half: 2-5 | | 40.0% | 2nd half: 7-12 | | 58.3% | Game: 9-17 | | 52.9% | 5 | | | | | |

Iowa 86 • 11-2

| # | Player | Total | | 3-Ptr | | Rebounds | | PF | TP | A | TO | Blk | Stl | Min |
|----------------------|-------------------|--------|-----------------|--------|--------|-------------|-----|-------|----------|----|----|-----|-----|-----|
| | | FG-FGA | FT-FTA | FG-FGA | FT-FTA | Off | Def | | | | | | | |
| 01 | Basabe, Melsahn | f | 3-5 | 0-0 | 3-5 | 2 | 3 | 5 | 1 | 9 | 0 | 4 | 1 | 20 |
| 30 | White, Aaron | f | 3-3 | 0-0 | 2-2 | 0 | 2 | 2 | 0 | 8 | 0 | 0 | 0 | 8 |
| 34 | Woodbury, Adam | c | 3-4 | 0-0 | 4-4 | 2 | 2 | 4 | 2 | 10 | 4 | 2 | 0 | 18 |
| 04 | Marble, Roy Devyn | g | 2-3 | 1-1 | 3-6 | 0 | 1 | 1 | 0 | 8 | 1 | 1 | 0 | 10 |
| 10 | Gesell, Mike | g | 2-3 | 0-1 | 0-0 | 1 | 3 | 4 | 1 | 4 | 1 | 3 | 0 | 14 |
| 00 | Olaseni, Gabriel | g | 2-4 | 0-0 | 2-2 | 4 | 2 | 6 | 4 | 6 | 2 | 2 | 1 | 16 |
| 02 | Oglesby, Josh | g | 4-5 | 4-5 | 1-2 | 0 | 2 | 2 | 0 | 13 | 2 | 2 | 0 | 20 |
| 03 | Jok, Peter | g | 0-2 | 0-1 | 1-2 | 0 | 3 | 3 | 0 | 1 | 4 | 4 | 0 | 14 |
| 05 | Clemmons, Anthony | g | 2-3 | 2-3 | 0-0 | 0 | 1 | 1 | 1 | 6 | 2 | 2 | 1 | 19 |
| 13 | Denning, Kyle | g | 1-1 | 0-0 | 0-0 | 0 | 0 | 0 | 0 | 2 | 1 | 1 | 0 | 5 |
| 15 | McCabe, Zach | g | 1-5 | 0-2 | 0-0 | 0 | 7 | 7 | 0 | 2 | 2 | 0 | 0 | 16 |
| 20 | Uthoff, Jarrod | g | 6-8 | 3-4 | 1-2 | 1 | 4 | 5 | 0 | 16 | 3 | 4 | 1 | 26 |
| 23 | Ukah, Okey | g | 0-0 | 0-0 | 0-0 | 0 | 0 | 0 | 0 | 1 | 0 | 0 | 0 | 2 |
| 35 | Stokes, Darius | g | 0-0 | 0-0 | 1-2 | 0 | 0 | 0 | 1 | 1 | 0 | 1 | 0 | 6 |
| 42 | Meyer, Kyle | g | 0-1 | 0-0 | 0-0 | 0 | 0 | 0 | 2 | 0 | 0 | 1 | 0 | 6 |
| Team | | | | | | 1 | 1 | 2 | | | | | | |
| Totals | | | 29-47 | 10-17 | 18-27 | 11 | 31 | 42 | 12 | 86 | 22 | 27 | 4 | 200 |
| FG % 1st Half: 18-24 | | 75.0% | 2nd half: 11-23 | | 47.8% | Game: 29-47 | | 61.7% | Deadball | | | | | |
| 3FG % 1st Half: 5-6 | | 83.3% | 2nd half: 5-11 | | 45.5% | Game: 10-17 | | 58.8% | Rebounds | | | | | |
| FT % 1st Half: 11-15 | | 73.3% | 2nd half: 7-12 | | 58.3% | Game: 18-27 | | 66.7% | 4 | | | | | |

Officials: Ed Hightower, Steve McClunkins, Frank Spencer
Technical fouls: Arkansas Pine Bluff-None. Iowa-None.
Attendance: 15400
Fouled Out: Arkansas Pine Bluff - Robinson (03:47)

| Score by periods | 1st | 2nd | Total |
|---------------------|-----|-----|-------|
| Arkansas Pine Bluff | 15 | 46 | 61 |
| Iowa | 52 | 34 | 86 |

| | In | Off | 2nd | Fast | |
|--------|-------|-----|--------|-------|-------|
| Points | Paint | T/O | Chance | Break | Bench |
| UAPB | 28 | 20 | 7 | 9 | 24 |
| IOWA | 32 | 18 | 15 | 14 | 47 |

Last FG - UAPB 2nd-00:01, IOWA 2nd-00:47.
Largest lead - UAPB None, IOWA by 43 2nd-09:46.

Score tied - 0 times.
Lead changed - 0 times.

Game 15 - #4 Wisconsin 75, Iowa 71

Official Basketball Box Score -- Game Totals -- Final Statistics
Iowa vs Wisconsin
01/05/14 7:00pm at Kohl Center, Madison, WI

Iowa 71 • 12-3, 1-1

| # | Player | Total | | 3-Ptr | | Rebounds | | PF | TP | A | TO | Blk | Stl | Min |
|----------------------|-------------------|--------|-----------------|--------|--------|-------------|-----|-------|----------|----|----|-----|-----|-----|
| | | FG-FGA | FT-FTA | FG-FGA | FT-FTA | Off | Def | | | | | | | |
| 01 | Basabe, Melsahn | f | 0-2 | 0-0 | 2-2 | 2 | 7 | 9 | 3 | 2 | 0 | 2 | 2 | 18 |
| 30 | White, Aaron | f | 3-5 | 0-0 | 6-8 | 2 | 6 | 8 | 0 | 12 | 0 | 1 | 2 | 0 |
| 34 | Woodbury, Adam | c | 1-2 | 0-0 | 1-2 | 1 | 2 | 3 | 4 | 3 | 0 | 0 | 1 | 11 |
| 04 | Marble, Roy Devyn | g | 10-24 | 4-5 | 3-4 | 1 | 2 | 3 | 4 | 27 | 1 | 3 | 0 | 36 |
| 10 | Gesell, Mike | g | 3-12 | 0-3 | 3-5 | 1 | 2 | 3 | 1 | 9 | 7 | 1 | 0 | 29 |
| 00 | Olaseni, Gabriel | g | 3-7 | 0-0 | 2-4 | 4 | 2 | 6 | 4 | 8 | 0 | 2 | 0 | 19 |
| 02 | Oglesby, Josh | g | 0-2 | 0-0 | 0-0 | 0 | 1 | 1 | 0 | 0 | 1 | 0 | 0 | 11 |
| 05 | Clemmons, Anthony | g | 0-1 | 0-0 | 0-0 | 0 | 0 | 0 | 3 | 0 | 1 | 1 | 0 | 9 |
| 15 | McCabe, Zach | g | 2-5 | 0-2 | 0-0 | 1 | 2 | 3 | 1 | 4 | 0 | 0 | 0 | 18 |
| 20 | Uthoff, Jarrod | g | 3-4 | 0-0 | 0-0 | 1 | 2 | 3 | 3 | 6 | 0 | 0 | 0 | 16 |
| Team | | | | | | 3 | 0 | 3 | | | | | | |
| Totals | | | 25-64 | 4-10 | 17-25 | 16 | 26 | 42 | 23 | 71 | 10 | 10 | 5 | 200 |
| FG % 1st Half: 15-32 | | 46.9% | 2nd half: 10-32 | | 31.3% | Game: 25-64 | | 39.1% | Deadball | | | | | |
| 3FG % 1st Half: 2-4 | | 50.0% | 2nd half: 2-6 | | 33.3% | Game: 4-10 | | 40.0% | Rebounds | | | | | |
| FT % 1st Half: 3-5 | | 60.0% | 2nd half: 14-20 | | 70.0% | Game: 17-25 | | 68.0% | 6 | | | | | |

Wisconsin 75 • 15-0, 2-0

| # | Player | Total | | 3-Ptr | | Rebounds | | PF | TP | A | TO | Blk | Stl | Min |
|----------------------|------------------|--------|-----------------|--------|--------|-------------|-----|-------|----------|----|----|-----|-----|-----|
| | | FG-FGA | FT-FTA | FG-FGA | FT-FTA | Off | Def | | | | | | | |
| 15 | Dekker, Sam | f | 2-12 | 1-5 | 3-7 | 5 | 1 | 6 | 3 | 8 | 1 | 0 | 2 | 34 |
| 44 | Kaminsky, Frank | f | 3-8 | 3-3 | 0-0 | 0 | 4 | 4 | 2 | 9 | 2 | 1 | 4 | 32 |
| 01 | Brust, Ben | g | 5-9 | 3-6 | 6-6 | 1 | 3 | 4 | 1 | 19 | 2 | 0 | 0 | 35 |
| 12 | Jackson, Traevon | g | 4-9 | 0-1 | 1-2 | 0 | 2 | 2 | 1 | 9 | 3 | 7 | 0 | 30 |
| 21 | Gasser, Josh | g | 3-5 | 2-3 | 6-7 | 0 | 0 | 0 | 4 | 14 | 1 | 1 | 0 | 25 |
| 10 | Hayes, Nigel | g | 1-4 | 0-0 | 6-10 | 1 | 3 | 4 | 4 | 8 | 1 | 0 | 0 | 14 |
| 13 | Dukan, Duje | g | 1-3 | 1-2 | 3-3 | 2 | 5 | 7 | 4 | 6 | 0 | 2 | 0 | 20 |
| 34 | Koenig, Bronson | g | 1-3 | 0-2 | 0-0 | 1 | 1 | 2 | 3 | 2 | 1 | 0 | 0 | 8 |
| 24 | Bohannon, Zach | g | 0-0 | 0-0 | 0-0 | 0 | 0 | 0 | 0 | 0 | 0 | 0 | 0 | 2 |
| Team | | | | | | 1 | 5 | 6 | | | | | | |
| Totals | | | 20-53 | 10-22 | 25-35 | 11 | 24 | 35 | 22 | 75 | 11 | 12 | 6 | 200 |
| FG % 1st Half: 8-30 | | 26.7% | 2nd half: 12-23 | | 52.2% | Game: 20-53 | | 37.7% | Deadball | | | | | |
| 3FG % 1st Half: 4-13 | | 30.8% | 2nd half: 6-9 | | 66.7% | Game: 10-22 | | 45.5% | Rebounds | | | | | |
| FT % 1st Half: 4-9 | | 44.4% | 2nd half: 21-26 | | 80.8% | Game: 25-35 | | 71.4% | 6,1 | | | | | |

Officials: Tom Eades, John Gaffney, Tim Clougherty
Technical fouls: Iowa-TEAM 2. Wisconsin-None.
Attendance: 17249

| Score by periods | 1st | 2nd | Total |
|------------------|-----|-----|-------|
| Iowa | 35 | 36 | 71 |
| Wisconsin | 24 | 51 | 75 |

| | 1st | Off | 2nd | Fast | |
|--------|-------|-----|--------|-------|-------|
| Points | Paint | T/O | Chance | Break | Bench |
| IOWA | 36 | 10 | 23 | 9 | 18 |
| WIS | 12 | 6 | 7 | 4 | 16 |

Last FG - IOWA 2nd-00:09, WIS 2nd-01:06.
Largest lead - IOWA by 11 1st-12:48, WIS by 8 2nd-07:47.

Score tied - 1 time.
Lead changed - 3 times.

Game 14 - Iowa 67, Nebraska 57

Official Basketball Box Score -- Game Totals -- Final Statistics
Nebraska vs Iowa
12/31/13 6 p.m. at Carver-Hawkeye Arena - Iowa City, Iowa

Nebraska 57 • 8-5, 0-1

| # | Player | | Total | | 3-Ptr | | Rebounds | | | PF | TP | A | TO | Blk | Stl | Min |
|--|-------------------|---|--------|--------|--------|-----|----------|-----|----|----|----|----|----|-----|-----|-----|
| | | | FG-FGA | FG-FGA | FT-FTA | Off | Def | Tot | | | | | | | | |
| 05 | Petteway, Terran | f | 8-18 | 2-6 | 2-3 | 2 | 10 | 12 | 4 | 20 | 1 | 4 | 1 | 0 | 35 | |
| 35 | Pitchford, Walter | f | 4-15 | 1-4 | 4-4 | 8 | 4 | 12 | 2 | 13 | 1 | 0 | 0 | 0 | 30 | |
| 00 | Webster, Tai | g | 0-4 | 0-1 | 2-2 | 0 | 3 | 3 | 4 | 2 | 4 | 2 | 0 | 4 | 31 | |
| 15 | Gallagos, Ray | g | 0-0 | 0-0 | 0-1 | 0 | 1 | 1 | 4 | 0 | 2 | 1 | 0 | 1 | 23 | |
| 31 | Shields, Shavon | g | 4-12 | 2-3 | 0-0 | 3 | 1 | 4 | 2 | 10 | 0 | 2 | 0 | 2 | 37 | |
| 01 | Biggs, Deverell | g | 4-12 | 0-2 | 4-8 | 1 | 3 | 4 | 5 | 12 | 1 | 2 | 0 | 2 | 20 | |
| 03 | Parker, Benny | g | 0-1 | 0-0 | 0-0 | 0 | 0 | 0 | 0 | 0 | 0 | 0 | 0 | 0 | 3 | |
| 04 | Hawkins, Nathan | g | 0-3 | 0-2 | 0-0 | 0 | 2 | 2 | 4 | 0 | 0 | 0 | 0 | 0 | 11 | |
| 21 | Smith, Leslee | g | 0-2 | 0-0 | 0-0 | 1 | 1 | 2 | 3 | 0 | 0 | 0 | 0 | 1 | 10 | |
| Team | | | | | | 2 | 2 | 4 | | | | 1 | | | | |
| Totals | | | 20-67 | 5-18 | 12-18 | 17 | 27 | 44 | 28 | 57 | 9 | 12 | 1 | 10 | 200 | |
| FG % 1st Half: 10-38 26.3% 2nd half: 10-29 34.5% Game: 20-67 29.9% | | | | | | | | | | | | | | | | |
| 3FG % 1st Half: 2-9 22.2% 2nd half: 3-9 33.3% Game: 5-18 27.8% | | | | | | | | | | | | | | | | |
| FT % 1st Half: 1-2 50.0% 2nd half: 11-16 68.8% Game: 12-18 66.7% | | | | | | | | | | | | | | | | |
| Deadball Rebounds 4 | | | | | | | | | | | | | | | | |

Game 17 - Iowa 84, #3 Ohio State 74

Official Basketball Box Score -- Game Totals -- Final Statistics

Iowa vs Ohio State

01/12/14 1:37 p.m. at Value City Arena (Columbus, Ohio)

Iowa 84 • 14-3, 3-1

| # | Player | Total | | 3-Ptr | Rebounds | | | PF | TP | A | TO | Blk | Stl | Min |
|--------|-------------------|--------|--------|--------|----------|-----|-----|----|----|----|----|-----|-----|-----|
| | | FG-FGA | FG-FGA | FT-FTA | Off | Def | Tot | | | | | | | |
| 01 | Basabe, Melsahn | f | 4-5 | 0-0 | 3-4 | 2 | 8 | 10 | 4 | 11 | 1 | 1 | 0 | 18 |
| 30 | White, Aaron | f | 8-12 | 1-1 | 2-2 | 2 | 4 | 6 | 0 | 19 | 2 | 1 | 2 | 32 |
| 34 | Woodbury, Adam | c | 0-2 | 0-0 | 2-2 | 1 | 2 | 3 | 4 | 2 | 0 | 0 | 0 | 14 |
| 04 | Marble, Roy Devyn | g | 7-13 | 0-2 | 8-11 | 0 | 4 | 4 | 3 | 22 | 3 | 3 | 2 | 33 |
| 10 | Gesell, Mike | g | 3-7 | 1-4 | 4-4 | 2 | 3 | 5 | 2 | 11 | 3 | 3 | 0 | 26 |
| 00 | Olaseni, Gabriel | | 0-1 | 0-0 | 1-2 | 1 | 0 | 1 | 3 | 1 | 0 | 0 | 0 | 13 |
| 02 | Oglesby, Josh | | 3-6 | 2-4 | 0-0 | 1 | 0 | 1 | 1 | 8 | 1 | 0 | 0 | 17 |
| 05 | Clemmons, Anthony | | 0-0 | 0-0 | 0-0 | 0 | 2 | 2 | 0 | 0 | 1 | 0 | 0 | 5 |
| 15 | McCabe, Zach | | 0-8 | 0-5 | 0-0 | 0 | 4 | 4 | 1 | 0 | 3 | 1 | 0 | 16 |
| 20 | Uthoff, Jarrod | | 4-7 | 1-1 | 1-1 | 2 | 0 | 2 | 0 | 10 | 0 | 0 | 0 | 26 |
| Team | | | | | 1 | 1 | 2 | | | | 1 | | | |
| Totals | | | 29-61 | 5-17 | 21-26 | 12 | 28 | 40 | 18 | 84 | 14 | 10 | 4 | 200 |

FG % 1st Half: 17-36 47.2% 2nd half: 12-25 48.0% Game: 29-61 47.5% Deadball
 3FG % 1st Half: 1-7 14.3% 2nd half: 4-10 40.0% Game: 5-17 29.4% Rebounds
 FT % 1st Half: 2-2 100.0 2nd half: 19-24 79.2% Game: 21-26 80.8% 2

Ohio State 74 • 15-2, 2-2

| # | Player | Total | | 3-Ptr | Rebounds | | | PF | TP | A | TO | Blk | Stl | Min |
|--------|---------------------|--------|--------|--------|----------|-----|-----|----|----|----|----|-----|-----|-----|
| | | FG-FGA | FG-FGA | FT-FTA | Off | Def | Tot | | | | | | | |
| 10 | Ross, LaQuinton | f | 7-16 | 3-8 | 5-6 | 3 | 4 | 7 | 3 | 22 | 3 | 5 | 0 | 32 |
| 23 | Williams, Amir | c | 4-7 | 0-0 | 3-4 | 1 | 5 | 6 | 2 | 11 | 0 | 1 | 0 | 22 |
| 03 | Scott, Shannon | g | 1-5 | 0-3 | 0-0 | 1 | 1 | 2 | 4 | 2 | 5 | 1 | 1 | 25 |
| 04 | Craft, Aaron | g | 2-5 | 1-1 | 1-3 | 0 | 3 | 3 | 5 | 6 | 6 | 6 | 0 | 36 |
| 32 | Smith Jr., Lenzelle | g | 3-7 | 1-4 | 3-3 | 0 | 3 | 3 | 2 | 10 | 0 | 1 | 0 | 28 |
| 02 | Loving, Marc | | 2-3 | 1-1 | 2-3 | 0 | 1 | 1 | 3 | 7 | 0 | 1 | 0 | 10 |
| 12 | Thompson, Sam | | 3-8 | 0-2 | 2-3 | 1 | 2 | 3 | 1 | 8 | 1 | 2 | 0 | 26 |
| 33 | Della Valle, Amedeo | | 2-4 | 1-2 | 0-0 | 0 | 1 | 1 | 1 | 5 | 0 | 0 | 0 | 11 |
| 55 | McDonald, Trey | | 1-1 | 0-0 | 1-2 | 1 | 2 | 3 | 1 | 3 | 0 | 0 | 0 | 10 |
| Team | | | | | 1 | 1 | 2 | | | | | | | |
| Totals | | | 25-56 | 7-21 | 17-24 | 8 | 23 | 31 | 22 | 74 | 15 | 17 | 1 | 200 |

FG % 1st Half: 13-29 44.8% 2nd half: 12-27 44.4% Game: 25-56 44.6% Deadball
 3FG % 1st Half: 2-8 25.0% 2nd half: 5-13 38.5% Game: 7-21 33.3% Rebounds
 FT % 1st Half: 7-10 70.0% 2nd half: 10-14 71.4% Game: 17-24 70.8% 2

Officials: Mike Kitts, Bo Boroski, Brian Dorsey

Technical fouls: Iowa-None. Ohio State-None.

Attendance: 18809

| Score by periods | 1st | 2nd | Total |
|------------------|-----|-----|-------|
| Iowa | 37 | 47 | 84 |
| Ohio State | 35 | 39 | 74 |

| | In | Off | 2nd | Fast | |
|--------|-------|-----|--------|-------|-------|
| Points | Paint | T/O | Chance | Break | Bench |
| IOWA | 44 | 27 | 7 | 15 | 19 |
| OSU | 32 | 11 | 14 | 4 | 23 |

Last FG - IOWA 2nd-02:07, OSU 2nd-00:21.
 Largest lead - IOWA by 13 2nd-00:32, OSU by 9 2nd-12:51.

Score tied - 9 times.
 Lead changed - 16 times.

Radio / TV Roster



#0
GABRIEL OLASENI
C, 6-10, 225, Jr.



#1
MELSAHN BASABE
F, 6-7, 220, Sr.



#2
JOSH OGLESBY
G, 6-5, 208, Jr.



#3
PETER JOK
G, 6-6, 200, Fr.



#4
ROY DEVYN MARBLE
G, 6-6, 200, Sr.



#5
ANTHONY CLEMMONS
G, 6-1, 195, So.



#10
MIKE GESELL
G, 6-1, 190, So.



#13
KYLE DENNING
G, 6-1, 160, Jr.



#15
ZACH McCABE
F, 6-7, 235, Sr.



#20
JARROD UTHOFF
F, 6-9, 208, So.



#30
AARON WHITE
F, 6-9, 220, Jr.



#32
OKEY UKAH
F, 6-6, 210, Jr.



#34
ADAM WOODBURY
C, 7-1, 235, So.



#35
DARIUS STOKES
F, 6-7, 203, Jr.



#42
KYLE MEYER
F, 6-10, 225, So.



FRAN MCCAFFERY
Head Coach



KIRK SPERAW
Assistant Coach



SHERMAN DILLARD
Assistant Coach



ANDREW FRANCIS
Assistant Coach



BILLY TAYLOR
Dir. of Operations

IOWA HAWKEYE BASKETBALL
Iowa Combined Team Statistics (as of Jan 13, 2014)
Conference games

| RECORD: | OVERALL | HOME | AWAY | NEUTRAL |
|----------------|----------------|-------------|-------------|----------------|
| ALL GAMES | 3-1 | 2-0 | 1-1 | 0-0 |
| CONFERENCE | 3-1 | 2-0 | 1-1 | 0-0 |
| NON-CONFERENCE | 0-0 | 0-0 | 0-0 | 0-0 |

| ## | Player | gp-gs | min | avg | Total | | 3-Point | | F-Throw | | Rebounds | | | | pf | dq | a | to | blk | stl | pts | avg |
|----------------|-------------------|-------|-----|------|---------|------|---------|------|---------|------|----------|-----|-----|------|-----|----|----|----|-----|-----|-----|------|
| | | | | | fg-fga | fg% | 3fg-fga | 3fg% | ft-fa | ft% | off | def | tot | avg | | | | | | | | |
| 04 | Marble, Roy Devyn | 4-4 | 124 | 31.0 | 26-56 | .464 | 7-11 | .636 | 20-30 | .667 | 5 | 12 | 17 | 4.3 | 13 | 0 | 12 | 8 | 2 | 10 | 79 | 19.8 |
| 30 | White, Aaron | 4-4 | 130 | 32.5 | 20-34 | .588 | 2-4 | .500 | 20-24 | .833 | 6 | 25 | 31 | 7.8 | 3 | 0 | 9 | 7 | 4 | 3 | 62 | 15.5 |
| 10 | Gesell, Mike | 4-4 | 99 | 24.8 | 11-29 | .379 | 3-11 | .273 | 11-17 | .647 | 3 | 8 | 11 | 2.8 | 5 | 0 | 19 | 9 | 1 | 8 | 36 | 9.0 |
| 20 | Uthoff, Jarrod | 4-0 | 83 | 20.8 | 12-20 | .600 | 2-3 | .667 | 8-10 | .800 | 4 | 8 | 12 | 3.0 | 4 | 0 | 2 | 3 | 4 | 1 | 34 | 8.5 |
| 01 | Basabe, Melsahn | 4-4 | 83 | 20.8 | 11-17 | .647 | 0-0 | .000 | 12-18 | .667 | 8 | 28 | 36 | 9.0 | 9 | 0 | 1 | 6 | 6 | 1 | 34 | 8.5 |
| 34 | Woodbury, Adam | 4-4 | 61 | 15.3 | 9-16 | .563 | 0-0 | .000 | 5-6 | .833 | 5 | 8 | 13 | 3.3 | 11 | 0 | 1 | 5 | 2 | 2 | 23 | 5.8 |
| 15 | McCabe, Zach | 4-0 | 59 | 14.8 | 6-24 | .250 | 1-10 | .100 | 1-3 | .333 | 2 | 9 | 11 | 2.8 | 8 | 0 | 4 | 2 | 0 | 1 | 14 | 3.5 |
| 00 | Olaseni, Gabriel | 4-0 | 54 | 13.5 | 5-10 | .500 | 0-0 | .000 | 4-8 | .500 | 6 | 9 | 15 | 3.8 | 13 | 1 | 1 | 3 | 2 | 0 | 14 | 3.5 |
| 02 | Oglesby, Josh | 4-0 | 56 | 14.0 | 5-16 | .313 | 3-8 | .375 | 0-0 | .000 | 2 | 3 | 5 | 1.3 | 4 | 0 | 3 | 1 | 1 | 0 | 13 | 3.3 |
| 03 | Jok, Peter | 2-0 | 11 | 5.5 | 0-0 | .000 | 0-0 | .000 | 3-4 | .750 | 0 | 1 | 1 | 0.5 | 0 | 0 | 0 | 0 | 0 | 0 | 3 | 1.5 |
| 05 | Clemmons, Anthony | 4-0 | 38 | 9.5 | 0-2 | .000 | 0-0 | .000 | 3-6 | .500 | 0 | 3 | 3 | 0.8 | 8 | 0 | 4 | 5 | 0 | 2 | 3 | 0.8 |
| 35 | Stokes, Darius | 1-0 | 1 | 1.0 | 0-0 | .000 | 0-0 | .000 | 0-0 | .000 | 0 | 0 | 0 | 0.0 | 0 | 0 | 0 | 0 | 0 | 0 | 0 | 0.0 |
| 42 | Meyer, Kyle | 1-0 | 1 | 1.0 | 0-0 | .000 | 0-0 | .000 | 0-0 | .000 | 0 | 0 | 0 | 0.0 | 0 | 0 | 0 | 0 | 1 | 0 | 0 | 0.0 |
| Team | | | | | | | | | | | 7 | 3 | 10 | | | | | 1 | | | | |
| Total..... | | 4 | 800 | | 105-224 | .469 | 18-47 | .383 | 87-126 | .690 | 48 | 117 | 165 | 41.2 | 78 | 1 | 56 | 50 | 23 | 28 | 315 | 78.8 |
| Opponents..... | | 4 | 800 | | 88-235 | .374 | 27-85 | .318 | 70-102 | .686 | 46 | 92 | 138 | 34.5 | 100 | 4 | 39 | 54 | 10 | 26 | 273 | 68.2 |

| TEAM STATISTICS | IOWA | OPP | Date | Opponent | Score | Att. |
|------------------------|-------------|------------|---|-----------------|--------------|-------------|
| SCORING | 315 | 273 | * 12/31/13 | NEBRASKA | W 67-57 | 15400 |
| Points per game | 78.8 | 68.2 | * 01/05/14 | at Wisconsin | L 71-75 | 17249 |
| Scoring margin | +10.5 | - | * 01/09/14 | NORTHWESTERN | W 93-67 | 14016 |
| FIELD GOALS-ATT | 105-224 | 88-235 | * 01/12/14 | at Ohio State | W 84-74 | 18809 |
| Field goal pct | .469 | .374 | * = Conference game | | | |
| 3 POINT FG-ATT | 18-47 | 27-85 | ^ = Battle 4 Atlantis, Paradise Island, Bahamas | | | |
| 3-point FG pct | .383 | .318 | # = Big Four Classic, Des Moines, Iowa | | | |
| 3-pt FG made per game | 4.5 | 6.8 | | | | |
| FREE THROWS-ATT | 87-126 | 70-102 | | | | |
| Free throw pct | .690 | .686 | | | | |
| F-Throws made per game | 21.8 | 17.5 | | | | |
| REBOUNDS | 165 | 138 | | | | |
| Rebounds per game | 41.2 | 34.5 | | | | |
| Rebounding margin | +6.8 | - | | | | |
| ASSISTS | 56 | 39 | | | | |
| Assists per game | 14.0 | 9.8 | | | | |
| TURNOVERS | 50 | 54 | | | | |
| Turnovers per game | 12.5 | 13.5 | | | | |
| Turnover margin | +1.0 | - | | | | |
| Assist/turnover ratio | 1.1 | 0.7 | | | | |
| STEALS | 28 | 26 | | | | |
| Steals per game | 7.0 | 6.5 | | | | |
| BLOCKS | 23 | 10 | | | | |
| Blocks per game | 5.8 | 2.5 | | | | |
| ATTENDANCE | 29416 | 36058 | | | | |
| Home games-Avg/Game | 2-14708 | 2-18029 | | | | |
| Neutral site-Avg/Game | - | 0-0 | | | | |

| Score by Periods | 1st | 2nd | Totals |
|-------------------------|------------|------------|---------------|
| Iowa | 143 | 172 | 315 |
| Opponents | 108 | 165 | 273 |

IOWA HAWKEYE BASKETBALL
Iowa Combined Team Statistics (as of Jan 13, 2014)
All games

| RECORD: | OVERALL | HOME | AWAY | NEUTRAL |
|----------------|----------------|-------------|-------------|----------------|
| ALL GAMES | 14-3 | 10-0 | 1-2 | 3-1 |
| CONFERENCE | 3-1 | 2-0 | 1-1 | 0-0 |
| NON-CONFERENCE | 11-2 | 8-0 | 0-1 | 3-1 |

| ## | Player | gp-gs | min | avg | Total | | 3-Point | | F-Throw | | Rebounds | | | | pf | dq | a | to | blk | stl | pts | avg |
|----------------|-------------------|-------|------|------|----------|------|---------|------|---------|------|----------|-----|-----|------|-----|----|-----|-----|-----|-----|------|------|
| | | | | | fg-fga | fg% | 3fg-fga | 3fg% | ft-fa | ft% | off | def | tot | avg | | | | | | | | |
| 04 | Marble, Roy Devyn | 17-17 | 461 | 27.1 | 90-212 | .425 | 25-68 | .368 | 73-112 | .652 | 17 | 44 | 61 | 3.6 | 25 | 0 | 58 | 25 | 4 | 38 | 278 | 16.4 |
| 30 | White, Aaron | 17-17 | 435 | 25.6 | 81-124 | .653 | 4-12 | .333 | 68-80 | .850 | 27 | 85 | 112 | 6.6 | 17 | 1 | 37 | 32 | 10 | 14 | 234 | 13.8 |
| 20 | Uthoff, Jarrod | 17-0 | 354 | 20.8 | 58-102 | .569 | 12-22 | .545 | 47-56 | .839 | 25 | 74 | 99 | 5.8 | 22 | 0 | 15 | 17 | 22 | 6 | 175 | 10.3 |
| 01 | Basabe, Melsahn | 17-17 | 316 | 18.6 | 50-89 | .562 | 0-0 | .000 | 32-51 | .627 | 30 | 86 | 116 | 6.8 | 27 | 0 | 3 | 20 | 16 | 7 | 132 | 7.8 |
| 15 | McCabe, Zach | 17-0 | 277 | 16.3 | 41-106 | .387 | 17-49 | .347 | 22-30 | .733 | 21 | 35 | 56 | 3.3 | 36 | 2 | 18 | 12 | 0 | 6 | 121 | 7.1 |
| 10 | Gesell, Mike | 17-17 | 366 | 21.5 | 40-102 | .392 | 15-42 | .357 | 21-32 | .656 | 7 | 30 | 37 | 2.2 | 30 | 1 | 63 | 20 | 2 | 22 | 116 | 6.8 |
| 03 | Jok, Peter | 15-0 | 198 | 13.2 | 30-79 | .380 | 12-38 | .316 | 26-32 | .813 | 5 | 18 | 23 | 1.5 | 12 | 0 | 17 | 12 | 2 | 6 | 98 | 6.5 |
| 00 | Olaseni, Gabriel | 17-0 | 264 | 15.5 | 32-73 | .438 | 0-0 | .000 | 36-51 | .706 | 42 | 42 | 84 | 4.9 | 40 | 1 | 9 | 13 | 26 | 4 | 100 | 5.9 |
| 34 | Woodbury, Adam | 17-17 | 277 | 16.3 | 37-73 | .507 | 0-0 | .000 | 23-31 | .742 | 28 | 41 | 69 | 4.1 | 47 | 2 | 18 | 18 | 6 | 8 | 97 | 5.7 |
| 02 | Oglesby, Josh | 5-0 | 76 | 15.2 | 9-21 | .429 | 7-13 | .538 | 1-2 | .500 | 2 | 5 | 7 | 1.4 | 4 | 0 | 5 | 3 | 1 | 1 | 26 | 5.2 |
| 05 | Clemmons, Anthony | 17-0 | 275 | 16.2 | 19-35 | .543 | 6-13 | .462 | 21-32 | .656 | 3 | 25 | 28 | 1.6 | 24 | 0 | 44 | 20 | 4 | 9 | 65 | 3.8 |
| 13 | Denning, Kyle | 8-0 | 41 | 5.1 | 6-11 | .545 | 2-7 | .286 | 0-0 | .000 | 0 | 3 | 3 | 0.4 | 1 | 0 | 4 | 1 | 0 | 1 | 14 | 1.8 |
| 42 | Meyer, Kyle | 9-0 | 48 | 5.3 | 2-9 | .222 | 1-4 | .250 | 1-2 | .500 | 4 | 11 | 15 | 1.7 | 5 | 0 | 4 | 5 | 1 | 1 | 6 | 0.7 |
| 23 | Ukah, Okey | 8-0 | 25 | 3.1 | 1-4 | .250 | 0-0 | .000 | 1-2 | .500 | 1 | 4 | 5 | 0.6 | 0 | 0 | 0 | 1 | 1 | 0 | 3 | 0.4 |
| 35 | Stokes, Darius | 9-0 | 37 | 4.1 | 1-6 | .167 | 0-0 | .000 | 1-2 | .500 | 1 | 2 | 3 | 0.3 | 7 | 0 | 0 | 2 | 0 | 0 | 3 | 0.3 |
| Team | | | | | | | | | | | 27 | 17 | 44 | | 1 | | 1 | | | | | |
| Total..... | | 17 | 3450 | | 497-1046 | .475 | 101-268 | .377 | 373-515 | .724 | 240 | 522 | 762 | 44.8 | 298 | 7 | 295 | 202 | 95 | 123 | 1468 | 86.4 |
| Opponents..... | | 17 | 3450 | | 390-1059 | .368 | 113-402 | .281 | 232-349 | .665 | 212 | 383 | 595 | 35.0 | 395 | 15 | 203 | 243 | 48 | 110 | 1125 | 66.2 |

| TEAM STATISTICS | IOWA | OPP | Date | Opponent | Score | Att. |
|------------------------|-------------|------------|-------------|---------------------|--------------|-------------|
| SCORING | 1468 | 1125 | 11/08/13 | UNC WILMINGTON | w 82-39 | 15293 |
| Points per game | 86.4 | 66.2 | 11/10/13 | NEBRASKA-OMAHA | w 83-75 | 14271 |
| Scoring margin | +20.2 | - | 11/14/13 | MD. EASTERN SHORE | w 109-63 | 13374 |
| FIELD GOALS-ATT | 497-1046 | 390-1059 | 11/17/13 | ABILENE CHRISTIAN | w 103-41 | 14733 |
| Field goal pct | .475 | .368 | 11/22/13 | PENN | w 86-55 | 15400 |
| 3 POINT FG-ATT | 101-268 | 113-402 | ^ 11/28/13 | vs Xavier | Wot 77-74 | 2258 |
| 3-point FG pct | .377 | .281 | ^ 11/29/13 | vs UTEP | w 89-53 | 2664 |
| 3-pt FG made per game | 5.9 | 6.6 | ^ 11/30/13 | vs Villanova | Lot 83-88 | 2593 |
| FREE THROWS-ATT | 373-515 | 232-349 | 12/03/13 | NOTRE DAME | w 98-93 | 15400 |
| Free throw pct | .724 | .665 | # 12/07/13 | vs Drake | w 83-66 | 14512 |
| F-Throws made per game | 21.9 | 13.6 | 12/09/13 | FAIRLEIGH DICKINSON | w 92-59 | 13501 |
| REBOUNDS | 762 | 595 | 12/13/13 | at Iowa State | L 82-85 | 14384 |
| Rebounds per game | 44.8 | 35.0 | 12/22/13 | ARKANSAS PINE BLUFF | w 86-61 | 15400 |
| Rebounding margin | +9.8 | - | * 12/31/13 | NEBRASKA | w 67-57 | 15400 |
| ASSISTS | 295 | 203 | * 01/05/14 | at Wisconsin | L 71-75 | 17249 |
| Assists per game | 17.4 | 11.9 | * 01/09/14 | NORTHWESTERN | w 93-67 | 14016 |
| TURNOVERS | 202 | 243 | * 01/12/14 | at Ohio State | w 84-74 | 18809 |
| Turnovers per game | 11.9 | 14.3 | | | | |
| Turnover margin | +2.4 | - | | | | |
| Assist/turnover ratio | 1.5 | 0.8 | | | | |
| STEALS | 123 | 110 | | | | |
| Steals per game | 7.2 | 6.5 | | | | |
| BLOCKS | 95 | 48 | | | | |
| Blocks per game | 5.6 | 2.8 | | | | |
| ATTENDANCE | 146788 | 72469 | | | | |
| Home games-Avg/Game | 10-14679 | 3-16814 | | | | |
| Neutral site-Avg/Game | - | 4-5507 | | | | |

* = Conference game
^ = Battle 4 Atlantis, Paradise Island, Bahamas
= Big Four Classic, Des Moines, Iowa

| Score by Periods | 1st | 2nd | OT | Totals |
|-------------------------|------------|------------|-----------|---------------|
| Iowa | 741 | 708 | 19 | 1468 |
| Opponents | 489 | 615 | 21 | 1125 |