

2013-14 IOWA HAWKEYE BASKETBALL GAME NOTES



3 Final Fours
8 Big Ten Championships
2 Big Ten Tournament Titles

GAME 14 // #22/23 IOWA (12-2, 1-0) at #4/5 WISCONSIN (14-0, 1-0)
Sunday, Jan. 5, 2014 • 7:06 p.m. (CT)
Kohl Center (17,249) • Madison, Wisconsin
Radio: Hawkeye Radio Network; Sirius 93 and XM 190
Radio Talent: Gary Dolphin (pxp), Bob Hansen (analyst)
TV: BTN (BTN2GO)
Announcers: Brian Anderson and Mike Kelley
Live Stats / Audio: hawkeyesports.com

Iowa Athletic Communications

5300 Carver-Hawkeye Arena, Iowa City, IA 52242
Phone: 319-335-9411 • Fax: 319-335-9417
hawkeyesports.com • hawkeyebasketball.com

MBB CONTACT: MATTHEW WEITZEL

office: 319-335-6590 • **cell:** 319-430-8176
email: matthew-weitzel@hawkeyesports.com
Twitter: @BigWeitz

2013-14 Schedule / Results 12-2 Overall, 1-0 Big Ten

Nov. 8	UNC Wilmington	W, 82-39
Nov. 10	Nebraska-Omaha	W, 83-75
Nov. 14	Maryland Eastern Shore	W, 109-63
Nov. 17	Abilene Christian	W, 103-41
Nov. 22	Penn	W, 86-55
Nov. 28	vs. Xavier #	W, 77-74 (OT)
Nov. 29	vs. UTEP #	W, 89-53
Nov. 30	vs. Villanova #	L, 83-88 (OT)
Dec. 3	Notre Dame %	W, 98-93
Dec. 7	vs. Drake *	W, 83-66
Dec. 9	Fairleigh Dickinson	W, 92-59
Dec. 13	at #16/17 Iowa State +	L, 82-85
Dec. 22	Arkansas-Pine Bluff	W, 86-61
Dec. 31	Nebraska	W, 67-57
Jan. 5	at #4/5 Wisconsin	7:06 p.m.
Jan. 9	Northwestern	8 p.m.
Jan. 12	at Ohio State	12:30 p.m.
Jan. 19	Minnesota	Noon
Jan. 22	at Michigan	6 p.m.
Jan. 25	at Northwestern	11 a.m.
Jan. 28	Michigan State	6 p.m.
Feb. 1	at Illinois	6:30 p.m.
Feb. 4	Ohio State	6 p.m.
Feb. 8	Michigan	1 p.m.
Feb. 15	at Penn State	Noon
Feb. 18	at Indiana	8 p.m.
Feb. 22	Wisconsin	11 a.m.
Feb. 25	at Minnesota	6 p.m.
Mar. 1/2	Purdue	7:15/3 p.m.
March 6	at Michigan State	8 p.m.
Mar. 8/9	Illinois	7:30/3:30 p.m.
March 14	at Big Ten Tournament	TBD
March 15	at Big Ten Tournament	TBD
March 16	at Big Ten Tournament	TBD
March 17	at Big Ten Tournament	TBD

all times listed are central

-- Battle 4 Atlantis - Nassau, Bahamas

% -- Big Ten / ACC Challenge

+ -- Iowa Corn Cy-Hawk Series

* -- Hy-Vee Big Four Classic - Des Moines, Iowa

Pronunciation Guide

Kirk Speraw	SPEAR-awe
Melsahn Basabe	Bah-SAAB-ee
Mike Gesell	GAH-zelle
Peter Jok	JOCK
Josh Oglesby	Oh-gulls-BEE
Gabriel Olaseni	Oh-lah-SHANE-ee
Okey Okah	Oh-Kay Ooh-kuh
Jarrod Uthoff	YOU-toff



IOWA HAWKEYES

2013-14 Record: 12-2
Big Ten Record: 1-0
Head Coach: Fran McCaffery
Career Record: 317-229 (18th year)
Iowa Record: 66-52 (4th year)

STATISTICAL LEADERS

Points: Roy Devyn Marble (15.3)
Rebounds: Jarrod Uthoff (6.5)
Assists: Roy Devyn Marble (3.4)
Steals: Roy Devyn Marble (2.0)
Blocks: Gabriel Olaseni (1.85)

GAME INFORMATION

Date: Sunday, Jan. 5, 2014
Tip-off: 7:06 p.m. (CT)
Location: Madison, Wisconsin
Arena: Kohl Center (17,249)
TV: BTN (BTN2GO)
Radio: Sirius 93 & XM 190;
Hawkeye Radio Network
WMT-AM 600 (Cedar Rapids)
WHO-AM 1040 (Des Moines)
KXIC-AM 800 (Iowa City)

SERIES

Series: Iowa leads, 79-78
at Madison: Wisconsin leads, 50-28
Last Meeting: Feb. 6, 2013 (UW, 74-70 - 2ot)
McCaffery vs. Wisconsin: 3-3
Ryan vs. Iowa: 15-8

MULTIMEDIA

Audio / Live Stats: hawkeyesports.com
Twitter Updates: @IowaHoops



WISCONSIN BADGERS

2013-14 Record: 14-0
Big Ten: 1-0
Head Coach: Bo Ryan
Career Record: 688-216 (30th year)
UW Record: 305-113 (13th year)

STATISTICAL LEADERS

Points: Sam Dekker (14.5)
Rebounds: Sam Dekker (6.4)
Assists: Traevon Jackson (4.4)
Steals: Frank Kaminsky (1.0)
Blocks: Frank Kaminsky (1.8)

Game #15 Storylines

- The last three meetings between Iowa and Wisconsin have been decided by four points or less, including last season's double overtime contest in Madison.
- Senior Melsahn Basabe is only nine points from reaching 1,000 for his career.
- Junior forward Aaron White ranks first in the Big Ten in field goal percentage (.660) and fourth in free throw percentage (.833).
- Josh Oglesby made his season debut in Iowa's last game, Dec. 22, against Ark.-Pine Bluff. The junior guard sank his first four 3-point attempts and finished the contest with 13 points.
- Gabriel Olaseni and Jarrod Uthoff combine to average 17.1 points, 11.8 rebounds and 3.2 blocks off the bench for the Hawkeyes.
- Roy Devyn Marble is only the second Hawkeye to amass 1,300+ points, 325+ assists and 400+ rebounds (Jeff Horner).
- Iowa's two losses have come to teams with a combined 24-1 record (Villanova & Iowa State).
- Iowa's backcourt of Mike Gesell (3.1) and Roy Devyn Marble (2.5) rank first and fourth, respectively in assist-to-turnover ratio in the Big Ten Conference.
- Iowa plays every Big Ten team that started 1-0 twice this season.

Iowa Projected Starting Lineup (Based on last game's starters)



G • 10 • Mike Gesell
6-1 • 190 • So. • South Sioux City, NE

PTS	AST	FG%	FT%
6.2	3.35	.397	.619



F • 30 • Aaron White
6-9 • 220 • Jr. • Strongsville, OH

PTS	REB	FG%	FT%
13.2	6.3	.660	.833



G • 4 • Roy Devyn Marble
6-6 • 200 • Sr. • Southfield, MI

PTS	REB	FG%	FT%
15.3	3.7	.405	.645



F • 1 • Melsahn Basabe
6-7 • 220 • Sr. • Glen Cove, NY

PTS	REB	FG%	FT%
7.4	6.2	.532	.600



C • 34 • Adam Woodbury
7-1 • 240 • So. • Sioux City, IA

PTS	REB	FG%	FT%
5.9	4.3	.516	.720



Inside The Numbers

	IOWA	WISC
Scoring Average	87.1	75.1
Scoring Defense	64.9	59.8
Scoring Margin	+22.2	+15.4
FG%	.476	.472
FG% Defense	.361	.415
FT%	.720	.737
3-PT FG%	.370	.392
3-PT FG% Defense	.272	.309
Rebound Margin	+9.9	+5.3
Assists Per Game	17.8	13.1
Turnovers Per Game	11.9	8.2
Steals Per Game	7.2	5.1
Blocks Per Game	5.7	3.6

Miscellaneous Statistics

Double-Figure Scoring Games...					
Player	10-11	11-12	12-13	13-14	Career
Roy Devyn Marble	5	23	28	10	66
Aaron White	---	18	26	8	52
Melsahn Basabe	17	14	9	4	44
Zach McCabe	4	10	6	8	28
Mike Gesell	---	---	14	4	18
Josh Oglesby	---	6	6	1	13
Jarrold Uthoff	---	---	---	9	9
Adam Woodbury	---	---	6	1	7
Peter Jok	---	---	---	6	6
Gabriel Olaseni	---	---	1	4	5
Anthony Clemmons	---	---	4	1	5

20-Point Scoring Games...					
Player	10-11	11-12	12-13	13-14	Career
Roy Devyn Marble	---	2	11	3	16
Aaron White	---	2	4	4	10
Melsahn Basabe	5	---	---	---	5
Zach McCabe	---	3	---	---	3
Josh Oglesby	---	2	---	---	2
Mike Gesell	---	---	1	---	1

Double-Figure Rebounding Games...					
Player	10-11	11-12	12-13	13-14	Career
Melsahn Basabe	8	3	5	1	17
Aaron White	---	4	4	2	10
Gabriel Olaseni	---	---	1	2	3
Jarrold Uthoff	---	---	---	2	2
Zach McCabe	---	1	---	---	1
Adam Woodbury	---	---	---	1	1

Double-Doubles...					
Player	10-11	11-12	12-13	13-14	Career
Melsahn Basabe	6	3	3	1	13
Aaron White	---	4	4	2	10
Gabriel Olaseni	---	---	---	2	2
Jarrold Uthoff	---	---	---	2	2

4+ Three-Pointer Games...					
Player	10-11	11-12	12-13	13-14	Career
Josh Oglesby	---	3	2	1	6
Roy Devyn Marble	---	1	2	1	4
Zach McCabe	1	---	1	1	3
Mike Gesell	---	---	1	---	1

5+ Assists Games...					
Player	10-11	11-12	12-13	13-14	Career
Roy Devyn Marble	---	11	7	5	23
Anthony Clemmons	---	---	9	2	11
Mike Gesell	---	---	5	4	9
Aaron White	---	---	---	1	1

3+ Steals Games...					
Player	10-11	11-12	12-13	13-14	Career
Roy Devyn Marble	---	7	5	4	16
Aaron White	---	2	4	1	7
Mike Gesell	---	---	4	---	4
Anthony Clemmons	---	---	4	---	4
Zach McCabe	1	2	---	---	3
Melsahn Basabe	---	---	---	1	1

3+ Blocks Games...					
Player	10-11	11-12	12-13	13-14	Career
Melsahn Basabe	4	3	6	1	14
Gabriel Olaseni	---	1	4	5	10
Adam Woodbury	---	---	3	---	3
Aaron White	---	2	1	---	3
Jarrold Uthoff	---	---	---	2	2

2013-14 Margin of Victory/Defeat

Points	1	2	3	4	5	6	7	8	9	10+	15+	20+
Wins	0	0	1	0	1	0	0	1	0	1	1	7
Losses	0	0	1	0	1	0	0	0	0	0	0	0

THE SETTING

Iowa (12-2, 1-0) returns to action Sunday when it travels to Madison, Wis., to face fourth-ranked Wisconsin (14-0, 1-0). Tipoff is set for 7:06 p.m. (CT) at the Kohl Center (17,249).

ON THE AIR

Radio: Iowa games are broadcast on the Hawkeye Radio Network. Gary Dolphin handles the play-by-play, along with color commentator Bob Hansen. The network includes more than 40 stations that blanket the state of Iowa and include portions of Illinois, Nebraska, Minnesota, Missouri and Wisconsin. The Hawkeye Radio Network coverage includes a 60-minute pregame show.

TV: Sunday night's game will be televised nationally on BTN (BTN2GO). Brian Anderson and Mike Kelley will call the action.

HAWKEYES BEAT NEBRASKA IN BIG TEN OPENER

- Iowa opened the Big Ten schedule with a 67-57 triumph over Nebraska in Iowa City on New Year's Eve. The game was the only regular season meeting between the two teams.
- Three Hawkeyes scored in double figures: Roy Devyn Marble (15), Aaron White (13), and Jarrod Uthoff (11). Uthoff scored all 11 of his points in the second half.
- Four different Hawkeyes grabbed five or more rebounds: Roy Devyn Marble (8), Aaron White (7), Melsahn Basabe (7), and Gabriel Olaseni (5).
- The Hawkeyes closed the first half on a 12-1 run.
- Roy Devyn Marble moved into No. 16 on Iowa's all-time scoring list (1,834 points).
- Iowa blocked eight shots, which equals the fourth-most during the Fran McCaffery era.
- Iowa did an outstanding job attacking the rim, earning 39 trips to the free throw line.

ALL-TIME SERIES RECORDS

Iowa leads the all-time series against Wisconsin by a narrow, 79-78, margin.

Iowa has won three of the last four against Wisconsin. The two teams each won on its home floor a year ago -- Iowa won 70-66 in Iowa City, while Wisconsin won 74-70 in double overtime in Madison.

The two teams have split the last eight meetings. The last three meetings have been decided by a combined nine points. The last five meetings have been decided by seven points or less, with four of the five being decided by four points or fewer.

Wisconsin holds a 50-28 advantage in games played in Madison. The Badgers have won 10 of the last 11 meetings in the Kohl Center. Iowa is 3-10 at the Kohl Center, winning there in 2011 (72-65), 2000 (61-55), and 1998 (79-76).

2013-14 Iowa Hawkeye Roster

No.	Name	Pos.	Ht.	Wt.	Yr.	Hometown (High School/College)
0	Gabriel Olaseni	C	6-10	225	Jr.	London, England (Sunrise Christian Academy - Kan.)
1	Melsahn Basabe	F	6-7	220	Sr.	Glen Cove, N.Y. (St. Mark's)
2	Josh Oglesby	G	6-5	208	Jr.	Cedar Rapids, Iowa (Washington)
3	Peter Jok	G	6-6	200	Fr.	West Des Moines, Iowa (Valley)
4	Roy Devyn Marble	G	6-6	200	Sr.	Southfield, Mich. (Lathrup)
5	Anthony Clemmons	G	6-1	195	So.	Lansing, Mich. (Sexton)
10	Mike Gesell	G	6-1	190	So.	South Sioux City, Neb. (South Sioux City)
13	Kyle Denning	G	6-2	160	Jr.	Cedar Falls, Iowa (Northern University HS)
15	Zach McCabe	F	6-7	235	Sr.	Sioux City, Iowa (Bishop Heelan)
20	Jarrold Uthoff	F	6-8	208	So.	Cedar Rapids, Iowa (Jefferson)
23	Okey Ukah	F	6-6	210	Jr.	Iowa City, Iowa (West/Kirkwood CC)
30	Aaron White	F	6-9	220	Jr.	Strongsville, Ohio (Strongsville)
34	Adam Woodbury	C	7-1	240	So.	Sioux City, Iowa (East)
35	Darius Stokes	F	6-7	203	Jr.	Cedar Rapids, Iowa (Linn-Mar)
42	Kyle Meyer	F	6-10	225	Fr.-RS	Alpharetta, Ga. (Northview)

Head Coach: Fran McCaffery

Assistant Coaches: Kirk Speraw, Sherman Dillard, Andrew Francis

Head Coach Fran McCaffery

Fran McCaffery is in his fourth season as the head basketball coach at the University of Iowa and his 18th year overall as a college head coach. McCaffery spent five seasons (2005-10) as the head coach at Siena, six years at UNC-Greensboro (1999-2005) and three seasons at Lehigh (1985-88) before joining the Hawkeyes.



McCaffery has three decades of Division I coaching experience. He completed his 31st season as a collegiate coach in 2013, which includes 17 years as a head coach and 14 as an assistant.

McCaffery, 54, holds a career mark of 317-229 (.580) and guided his teams to eight postseason appearances (five NCAA, three NIT). He is 66-52 (.559) at Iowa.

Since taking over the Iowa program in 2010, the Hawkeyes have increased their win total by 15 games. McCaffery coached Iowa to 25 victories in 2013, equaling the second-most win total in program history. McCaffery has guided the Black and Gold to back-to-back NIT appearances, including a runner-up finish in 2013.

McCaffery and the Hawkeyes have made Carver-Hawkeye Arena one of the most feared arenas to play nationally. Fans have embraced McCaffery and his team's style of play with attendance increasing by 30 percent since 2010. The Hawkeyes won a school-record 18 home games a year ago, which includes 19 straight against unranked opponents dating back to 2012 -- the third-longest active streak in the Big Ten.

McCaffery's five years at Siena were the best in its 70-year history. He led the Saints on an incredible run that ended with three straight Metro Atlantic Athletic Conference championships and NCAA Tournament appearances. In so doing, Siena became the only program in the country to win its regular season and postseason title 2008-10.

McCaffery's Saints owned a 112-51 (.687) record in his five years with the program. He guided the Saints to four consecutive 20-win seasons.

The 2009 MAAC Coach of the Year and 2010 District I Coach of the Year is the third winningest coach, by percentage, in league history (68-22, .756). He is the only coach to guide a MAAC program to two NCAA Tournament wins. McCaffery led his 2008 and 2009 teams to first round NCAA Tournament victories over Vanderbilt and Ohio State, respectively.

In his final two seasons at Siena, he coached the Saints to back-to-back 27-win campaigns and boasted a combined 39-3 (.929) record against MAAC opponents, which included MAAC Tournament contests.

McCaffery began his coaching career as an assistant at Penn (1982-83) and Lehigh (1983-85). After three seasons as head coach at Lehigh, he spent 11 seasons as an assistant at Notre Dame (1988-99).

McCaffery played basketball at Wake Forest his freshman year (1977-78) and then concluded his collegiate playing career at Penn his final three seasons (1979-82).

He earned his B.S. degree in Economics from The Wharton School (Penn) in 1982. McCaffery also earned a Master of Education from Lehigh in 1985.

COACHING HONORS

NABC District I Coach of the Year, 2009-10

MAAC Coach of the Year, 2008-09

HEAD COACHING EXPERIENCE

Lehigh (1985-88):49-39 (.557); 8-6 (.571) League
UNC-Greensboro (1999-05).....90-87 (.508); 49-47 (.510) League
Siena (2005-10)112-51 (.687); 68-22 (.756) League
Iowa (2010-present):66-52 (.559); 22-33 (.400) League

McCaffery File

Born: May 23, 1959
Hometown: Philadelphia, Pa.
High School: LaSalle, 1977
College: B.S. in Economics, The Wharton School (Penn), 1982
Master of Education, Lehigh, 1985
Family: Wife, Margaret
Sons, Connor, Patrick and Jonathan Francis
Daughter, Marit Katherine
Brother, Jack (sportswriter in Philadelphia area)

Coaching Honors

MAAC Coach of the Year, 2009

NABC District I Coach of the Year, 2009-10

Coaching History (30 years)

1982-83 Assistant Coach, Penn
1983-85 Assistant Coach, Lehigh
1985-88 Head Coach, Lehigh
1988-99 Assistant Coach, Notre Dame
1999-05 Head Coach, UNC-Greensboro
2005-10 Head Coach, Siena
2010-present Head Coach, University of Iowa

Coaching Chart

Overall (17 seasons): 317-229 (.580)

At Iowa (four seasons): 66-52 (.559)

At Siena (five seasons): 112-51 (.688)

At UNCG (six seasons): 90-87 (.508)

At Lehigh (three seasons): 49-40 (.551)

NCAA Tournament (five appearances*): 2-5

NIT (three appearances): 5-3

**McCaffery is the first coach to bring three different programs from one-bid leagues to the NCAA Tournament (conferences that sent just one team the year his program advanced).*

McCaffery in Postseason Play

1988 NCAA Tournament - - Lehigh
1989 NCAA Tournament - - Notre Dame
1990 NCAA Tournament - - Notre Dame
1992 NIT - - Notre Dame
1997 NIT - - Notre Dame
2001 NCAA Tournament - - UNC-Greensboro
2002 NIT - - UNC-Greensboro
2008 NCAA Tournament - - Siena
2009 NCAA Tournament - - Siena
2010 NCAA Tournament - - Siena
2012 NIT - - Iowa
2013 NIT -- Iowa

Playing Experience

Wake Forest, 1977-78

Penn, 1979-82

2013-14 Big Ten Standings/Schedule

Team	Big Ten	Pct.	Overall	Pct.
Wisconsin	1-0	1.000	14-0	1.000
Ohio State	1-0	1.000	14-0	1.000
Michigan St	1-0	1.000	12-1	.923
IOWA	1-0	1.000	12-2	.857
Illinois	1-0	1.000	12-2	.857
Michigan	1-0	1.000	9-4	.692
Minnesota	0-1	.000	11-3	.786
Indiana	0-1	.000	10-4	.714
Purdue	0-1	.000	10-4	.714
Penn State	0-1	.000	9-5	.643
Nebraska	0-1	.000	8-5	.615
Northwestern	0-1	.000	7-7	.500

Saturday, Jan. 4

Nebraska at Ohio State, 11 a.m. (BTN)
Michigan State at Indiana, 1 p.m. (CBS)
Penn State at Illinois, 1:15 p.m. (BTN)

Sunday, Jan. 5

Northwestern at Michigan, 11 a.m. (BTN)
Purdue at Minnesota, 1:30 p.m. (BTN)
Iowa at Wisconsin, 7 p.m. (BTN)

National Rankings

Coaches Poll Dec. 30	Associated Press Poll Dec. 30
1. Arizona..... 798	1. Arizona..... 1,620
2. Syracuse..... 762	2. Syracuse..... 1,550
3. Ohio State..... 741	3. Ohio State..... 1,462
4. Michigan St..... 682	4. Wisconsin..... 1,408
5. Wisconsin..... 677	5. Michigan St..... 1,364
6. Oklahoma St..... 605	6. Oklahoma St..... 1,278
7. Wichita State..... 588	7. Duke..... 1,144
8. Duke..... 568	8. Wichita State.. 1,067
9. Oregon..... 530	9. Baylor..... 1,013
10. Louisville..... 515	10. Oregon..... 987
11. Baylor..... 429	11. Villanova..... 943
12. Iowa State..... 420	12. Florida..... 915
13. Florida..... 413	13. Iowa State..... 869
14. Villanova..... 392	14. Louisville..... 812
15. Connecticut..... 340	15. Kentucky..... 753
16. Kentucky..... 319	16. Kansas..... 666
17. Kansas..... 314	17. Connecticut..... 647
18. Memphis..... 268	18. Memphis..... 625
19. North Carolina... 184	19. North Carolina... 413
19. San Diego State.. 184	20. Colorado..... 373
21. Gonzaga..... 145	21. San Diego State.. 371
22. UMass..... 137	22. IOWA..... 258
23. IOWA..... 113	23. UMass..... 160
24. Colorado..... 92	24. Gonzaga..... 78
25. Missouri..... 51	25. Missouri..... 76

2013-14 Captains

Iowa captains are seniors Zach McCabe and Roy Devyn Marble.

LAST SEASON AGAINST WISCONSIN

Aaron White averaged 15 points, six rebounds and 2.5 steals in two games against the Badgers last season, while Mike Gesell averaged 12.5 points in the two contests.

Wisconsin's Ben Brust averaged 12.5 points, while Sam Dekker averaged nine points in the two games against the Hawkeyes in 2013-14.

Iowa and Wisconsin each scored 140 total points in the two games a year ago, with each team winning by four points.

UTHOFF, OLASENI LEADING HAWKEYES OFF BENCH

Junior Gabriel Olaseni and sophomore Jarrod Uthoff, who redshirted at Wisconsin his freshman season (2011-12), are averaging a combined 17.1 points, 11.8 rebounds and 3.2 blocks per game coming off the bench for the Hawkeyes. Uthoff ranks third on the team in scoring (10.9) and first in rebounding (6.5), while Olaseni ranks first on the squad in rejections (1.85) and fourth in rebounding (5.3).

Uthoff is one of only eight Division I players to average better than 10.5 points and 6.5 rebounds off the bench.

ATTACKING THE RIM

Last season, Iowa ranked 20th in the country in free throw attempts per game. The Hawkeyes have improved on that number so far this season, averaging 30.6 foul shots per game, ranking ninth nationally.

BENCH MOB

Iowa's reserves played a large role in Iowa's 12 victories. Iowa's bench is averaging 39.2 points, 23.2 rebounds and 3.8 blocks.

As a team, the Hawkeye reserves rank first in the country in rebounding (23.2), and third in scoring (39.2) and blocks (3.8).

OGLESBY MAKES SPLASH IN DEBUT

Josh Oglesby broke a bone in his right foot during practice on Nov. 6. The shooting guard had surgery on Nov. 8 and missed six weeks of game action.

The junior made his season debut on Dec. 22 against Arkansas-Pine Bluff, scoring 13 points. Oglesby played 20 minutes, sinking his first four 3-point attempts and finishing 4-of-5 from long distance.

Oglesby was held scoreless in 11 minutes of action in the Big Ten opener against Nebraska on Dec. 31. He will be making his third appearance of the season on Sunday.

Oglesby (6-foot-5, 208 pounds) played in 37 contests, including two starts, a year ago. The native of Cedar Rapids, Iowa, has scored 68 percent of his points from 3-point territory (273/401).

HAWKEYES RANK HIGH IN STATISTICS

Iowa leads the Big Ten in scoring (87.1), scoring margin (+22.2), and field goal percentage defense (.361). The Hawkeyes also rank second in the conference in rebounding margin (+9.9), blocks (5.7), field goal percentage (.476), and assists (17.8).

Iowa ranks third in the country in scoring margin (+22.2) and field goal percentage defense (.367); fifth in scoring (87.1); seventh in assists (17.8); eighth in 3-point field goal percentage defense (.272); and 18th in assist-to-turnover ratio (1.5).

Individually, Aaron White ranks 12th in the country in field goal percentage (.660).

BLOCK PARTY

Junior Gabriel Olaseni has blocked at least three shots five times this season. His 26 blocks rank sixth in the Big Ten (1.85 average). The center rejected five shots in the season opener against UNC Wilmington. Sophomore Jarrod Uthoff has blocked 19 shots (1.4 average), a total that ranks ninth in the league.

As a team, Iowa ranks second in the Big Ten and 33rd nationally in rejections per game (5.7).

Iowa Athletic Communications

5300 Carver-Hawkeye Arena, Iowa City, IA 52242
Phone: 319-335-9411 • Fax: 319-335-9417
hawkeyesports.com • hawkeyebasketball.com

MBB CONTACT: MATTHEW WEITZEL

office: 319-335-6590 • cell: 319-430-8176
email: matthew-weitzel@hawkeyesports.com
Twitter: @BigWeitz

Practice Coverage

All Iowa men's basketball practices are closed to the media and public.

Coach and Player Interviews

Media interested in setting up interviews with players and/or coaches need to coordinate their requests through Matthew Weitzel in the Iowa Athletic Communications Office.

Social Media

In addition to obtaining the most up-to-date information on Iowa's official website: hawkeyesports.com, fans and media can also get additional information, notes, photos, promotions, videos and more via Iowa basketball's social media sites. Follow Hawkeye hoops on Twitter (@IowaHoops) and on Facebook ([facebook.com/hawkeyebasketball](https://www.facebook.com/hawkeyebasketball)).

News Conferences

Following is a list of dates for basketball news conferences with Fran McCaffery. The news conferences take place in the Media Room on the ground floor of Carver-Hawkeye Arena. Selected players will be available after McCaffery meets with the media.

Following are the news conference dates:

Jan.	7th	16th	27th	
Feb.	3rd	13th	21st	28th
March	7th	TBD		

Big Ten Tele-Conferences

Media have an opportunity to ask questions to each Big Ten coach every Monday morning beginning Jan. 6. For a detailed schedule and phone number, email Brett McWerthy at the Big Ten office: bmcwerthy@bigten.org.

Coach McCaffery speaks for 10 minutes starting at 9:10 a.m. (CT).

Postgame Interviews

Postgame press conferences include both head coaches in the Media Room. Requested Iowa players will also be available in the Media Room while visiting players outside their locker room.

Iowa Career Scoring

13.	1,502	Jeff Horner	2003-06
14.	1,372	Ed Horton	1986-89
15.	1,361	Bruce King	1975-77
16.	1,348	Roy Devyn Marble	2010-p
35.	1,062	Aaron White	2011-p
	991	Melsahn Basabe	2010-p

SCOUTING WISCONSIN

- The Badgers enter this weekend's play one of seven unbeaten teams in the country (Syracuse, Iowa State, Oregon, Ohio State, Arizona and Wichita State).
- Sunday will be Wisconsin's fifth time at home in six games. The Badgers are 8-0 at the Kohl Center in 2013-14, averaging 16,984 fans per game.
- Wisconsin ranks first in the Big Ten in 3-point accuracy (.392); second in 3-pointers made (8.3) and scoring defense (59.8); and third in field goal percentage (.472).
- Four Wisconsin starters average double figures in scoring: Sam Dekker (14.5), Frank Kaminsky (13.9), Ben Brust (12.4), and Traevon Jackson (10.6). Kaminsky netted a school-record 43 points against North Dakota earlier this season -- the most points by a Big Ten player in 2013-14.
- Wisconsin ranks first in the country in fewest fouls per game (14.4) and fewest turnovers (8.2), and 14th in scoring defense (59.8).
- Point guard Josh Gasser ranks second in the conference in free throw percentage (.863), while shooting guard Ben Brust ranks second in 3-pointers made (2.8).
- The Badgers have five players who have made 13 triples or more: Brust (39), Dekker (17), Kaminsky (16), Jackson (13), and Gasser (13).

CENTER OF ATTENTION

Iowa is getting 12.1 points, 9.5 rebounds and 2.2 blocks per game from their center position of Adam Woodbury and Gabriel Olaseni.

MARBLES RISING AMONG FATHER-SON SCORING COMBOS

Iowa's Roy Marble (1986-89) and Roy Devyn Marble (2011-present) are rising among the leading father-son scoring duo in collegiate history. Currently, the Marble's (3,464) rank third among father-son combos, playing at the same school, behind the Burtt's of Iona (4,568) and the Perry's of Holy Cross (3,506). Overall, the Marble's are eighth.

Father/Son Combo	Total Points
1. ^ Iona's Steve Burtt (2,534) & Steve Burtt Jr. (2,034)	4,568
2. Jimmy Walker of Providence (2,045) & Jalen Rose of Michigan (1,788)	3,883
3. Rick Barry of Miami (2,298) & Jon Barry of Pacific/Ga. Tech (1,355)	3,653
4. Rick Barry of Miami (2,298) & Brent Barry of Oregon State (1,304)	3,602
5. Rick Barry of Miami (2,298) & Drew Barry of Georgia Tech (1,253)	3,551
Eric Piatkowski of Nebraska (1,924) & Walt Piatkowski of Bowling Green (1,577)	3,511
7. ^ Holy Cross' Ron Perry (982) & Ronnie Perry (2,524)	3,506
8. ^ Iowa's Roy Marble (2,116) & Roy Devyn Marble (1,348)	3,464

^ - Same school

LEADING THE TEAM

Following is the number of times a player led Iowa in scoring, rebounding, assists and steals. If two or more players tied for the team lead, all were credited for that game:

Player	Scoring	Rebounding	Assists	Blocks	Steals
Jarrod Uthoff	3	4	1	4	---
Zach McCabe	---	2	1	---	---
Gabriel Olaseni	1	2	---	8	---
Roy Devyn Marble	4	1	6	1	7
Aaron White	5	4	2	2	2
Melsahn Basabe	1	2	---	5	1
Anthony Clemmons	---	---	4	2	1
Mike Gesell	---	---	5	---	4
Peter Jok	---	---	2	---	---
Adam Woodbury	---	1	1	---	2

Hawkeye Twitter Handles

Melsahn Basabe@_mellyjose	Josh Oglesby@joshoglesby22
Anthony Clemmons@sapp_5	Gabriel Olaseni@agolaseni
Kyle Denning@kdenning13	Darius Stokes@dstokes35
Mike Gesell@mikegesell10	Okey Ukah@ok_ukah
Peter Jok@jok_city	Jarrod Uthoff@mr_uthoff
Roy Devyn Marble@dmarble4	Aaron White@aaron_white30
Zach McCabe@zmccabe15	Adam Woodbury@adamwoodbury34
Kyle Meyer@kylemeyer42	

COACHING EXPERIENCE

Fran McCaffery has one of the most experienced coaching staffs in the country. The Iowa men's basketball staff has 65 years of combined collegiate head coaching experience and more than 130 years of collegiate coaching under their belts. Listed below are the number of years of head coaching experience on the Iowa staff.

Coach	Years
Fran McCaffery	17 years
Kirk Speraw's	20 years
Sherman Dillard	10 years
Andrew Francis	2 years
Billy Taylor	11 years
Al Seibert	5 years

BASABE MOVIN' ON UP

Senior Melsahn Basabe has had a solid start to the 2013-14 season. The native of Glen Cove, N.Y., is averaging 7.4 points and 6.2 rebounds in 18 minutes of action per game.

Since the start of the year, Basabe has moved past Ryan Bowen for fourth place on Iowa's career blocks list with 135. Basabe led the team in blocked shots in each of his first three seasons with the Hawkeyes. The senior will be looking to become the third Hawkeye since 1980 to lead the squad in rejections four straight seasons. Greg Stokes led the team in blocks 1982-86, while Acie Earl led the team from 1990-93.

Basabe, who's 657 career rebounds are the most among active Big Ten players, has 1,000 career points in his sights. Basabe enters Sunday night's contest against Wisconsin with 991 points.

WHITE HOT

Junior Aaron White, who averaged 15.3 points and 8.7 rebounds the last three games, ranks second on the team in rebounding (6.3) and scoring (13.2). White, who led the Hawkeyes in rebounding in each of his first two seasons, is looking to become the fifth player since 1960 to lead the Hawkeyes in rebounding three consecutive seasons. White would join Don Nelson (1960-62); Kevin Kunnert (1971-73); Bruce King (1975-77); and Greg Brunner (2004-06).

White became the 41st Hawkeye to surpass 1,000 career points with his 19th point scored with one second remaining at the free throw line versus Notre Dame (Dec. 3).

The native of Strongsville, Ohio, became the first Hawkeye in 10 years to amass 25 points and 17 rebounds in a game at Iowa State on Dec. 13. The last Hawkeye to accomplish the feat was Jared Reiner on March 1, 2003, at Indiana. The 17 rebounds are the most in a single-game since Greg Brunner cleared 23 against Minnesota on Jan. 18, 2006.

White ranks first in the league and 12th nationally in field goal percentage (.660).

HOME COOKIN'

The Hawkeyes posted a school-record 18 home wins last season (18-2), the most since posting 17 home victories in 2006. Iowa's two losses came by less than four points to nationally-ranked teams (Michigan State and Indiana). For the second consecutive season, Iowa won all its nonconference home games after beating Pine Bluff on Dec. 22 to finish its nonleague home slate 8-0.

Iowa has won 27-straight home games against unranked opponents, dating back to the Dayton game on March 13, 2012 -- the third-longest active streak in the Big Ten. Iowa has also won 23 straight at home against nonconference foes, dating back to 2011. Overall, Iowa has won 18 consecutive home games dating back to January 2013.

MARBLE EARNS WEEKLY PRAISE

Senior Roy Devyn Marble poured in 61 points to tie the Battle 4 Atlantis tournament record, earning Big Ten Player of the Week accolades by *College Sports Madness*. Marble averaged 20.3 points, 4.7 rebounds and 4.2 assists in the three games.

Marble enters Sunday's game against the Badgers 16th in Iowa career scoring with 1,348 points -- 13 points shy of Bruce King (1,361) for 15th place.

IOWA FASTBREAKS

- Iowa's next three weekend games will be played on Sunday, with two coming on the road.

- Iowa and Michigan State are the only Big Ten team this season to have four different players post a double-double.

- Iowa finished its nonconference schedule 11-2 for the second straight season.

- Iowa had three players (Basabe, Uthoff and Olaseni) post double-doubles in its victory over Fairleigh Dickinson. It marked the first time in 20 years three Hawkeyes recorded double-doubles, in the same game, in points and rebounds.

- Iowa has had four players score in double figures in 9-of-14 games this season.

- The Hawkeyes have out-rebounded 11 of their 14 opponents.

- Iowa is 27-4 when scoring 80 points or more, the last four seasons. The Hawkeyes are 38-1 when holding opponents to fewer than 61 points, the last four seasons.

- Iowa's average starting lineup height is 6-foot-6. The Hawkeye lineup consists of two sophomores, one junior, and two seniors.

- Zach McCabe and Roy Devyn Marble were named to the Battle 4 Atlantis all-tournament team.

- Iowa has scored 82-plus points in all but two games this season (77 against Xavier and 67 versus Nebraska).

- Iowa has been credited with 20 or more assists five times this season. The Hawkeyes rank seventh nationally in assists (17.8).

- Jarrod Uthoff is averaging 10.9 points, 6.5 rebounds, and 1.35 blocks off the bench. The sophomore has reached double digits in nine games. The native of Cedar Rapids, Iowa, ranks sixth in the Big Ten in free throw percentage (.830) and is 10th in rebounding (6.5).

- Iowa scored 80-plus points in each of its first five games for the fourth time in school history (also 1986-87, 1994-95 & 1997-98).

- Iowa has made (308) more free throws than its opponents have attempted (265).

- Iowa played overtime games two days apart (Xavier and Villanova) for the third time in program history. The Hawkeyes played five extra minutes against Maryland (Dec. 25, 1984) and Cornell (Dec. 27, 1984), and Michigan (Jan. 9, 1992) and Illinois (Jan. 11, 1992).

- Iowa's overtime win over Xavier marked its first overtime victory since March 7, 2009 (versus Penn State -- double overtime).

- Iowa's win over UTEP was the team's seventh consecutive to start the season. The last time an Iowa team won seven straight to start a year was 2000-01; that team won its first nine.

- Iowa's 249 points and 19.0 assists average, in three games, are a Battle 4 Atlantis tournament records.

- The Hawkeyes erupted for 100-plus points for consecutive contests (Maryland-Eastern Shore and Abilene Christian) for the first time since the beginning of the 1997-98 campaign where Iowa topped the century mark three straight games (105 vs. Chicago State; 112 vs. North Texas; 101 vs. Long Island).

- Aaron White is the first Hawkeye since Jared Reiner (2002-03) to score at least 20 points and grab 15 or more rebounds in a game. White had 20 points and 15 rebounds in Iowa's win over Nebraska-Omaha.

Iowa in Big Ten Statistics

Category	All Games		NCAA	
	Stat	Rank	Stat	Rank
Scoring Offense	87.1	1st	87.1	5th
Scoring Margin	+22.2	1st	+22.2	3rd
FG% Defense	.361	1st	.361	3rd
Blocked Shots	5.7	2nd	5.7	33rd
Assists	17.8	2nd	17.8	7th
Rebounding Margin	+9.9	2nd	---	---
Field Goal %	.476	2nd	---	---
3-PT FG Defense	.272	3rd	.272	8th
Assist/TO Ratio	1.5	4th	1.5	18th
3-Pt. Field Goal %	.370	4th	---	---
Steals	7.2	5th	---	---
Turnover Margin	+2.4	6th	---	---
Free Throw %	.720	6th	---	---
Scoring Defense	64.9	6th	---	---
3-Pt. FG Per Game	6.0	9th	---	---

Category	Player	All Games		NCAA	
		Stat	Rank	Stat	Rank
FG%	Aaron White	.660	1st	.660	12th
	Jarrold Uthoff	.570	4th	---	---
Blk. Shots	Gabriel Olaseni	1.85	6th	---	---
	Jarrold Uthoff	1.4	9th	---	---
Rebounding	Jarrold Uthoff	6.5	10th	---	---
	Aaron White	6.3	12th	---	---
	Melsahn Basabe	6.2	14th	---	---
Scoring	Roy Devyn Marble	15.3	12th	---	---
	Aaron White	13.2	19th	---	---
Assists	Roy Devyn Marble	3.4	11th	---	---
	Mike Gesell	3.4	12th	---	---
Steals	Roy Devyn Marble	2.0	3rd	2.0	58th
Ast/TO Ratio	Mike Gesell	3.1	1st	---	---
	Roy Devyn Marble	2.5	4th	---	---
FT%	Aaron White	.833	4th	---	---
	Jarrold Uthoff	.830	6th	---	---
3-Pt. FG%	Zach McCabe	.410	11th	---	---

- In Iowa's season opener, Jarrod Uthoff (14 points, seven rebounds, four blocks) became only the second Big Ten player since the 1996-97 season to register 14-plus points, seven-plus rebounds and four-plus blocks in his first career game (Ohio State's Greg Oden, 2006-07).
- The Hawkeyes blocked 12 shots versus UNC Wilmington, one shy of the school record of 13 set last year vs. Illinois. Junior Gabriel Olaseni rejected five shots, all in the first half.
- Iowa's five turnovers against Abilene Christian are its fewest in a game since five against Boise State on Dec. 22, 2011.
- Fran McCaffery has guided Iowa to win improvements in each of his first three seasons, going from 11 wins, to 18, to 25 last year. McCaffery's highest win total as a head coach is when he coached Siena to back-to-back 27-win seasons in 2009 and 2010.
- Roy Devyn Marble and Aaron White have each increased their scoring output each season in an Iowa uniform. Marble averaged 5.7 points as a freshman, to 11.5 his sophomore campaign and 15.0 points last season as a junior. White averaged 11.1 points as a rookie and 12.8 points last year as a sophomore.
- Darius Stokes earned a scholarship after being a walk-on the last three years. The Cedar Rapids, Iowa, native is a redshirt junior.
- Okey Ukah has been added to the roster as a walk-on. The Iowa City native is a junior.

ATTENDANCE ON THE RISE

Iowa's attendance has increased each season since Fran McCaffery's arrival in Iowa City. The Hawkeyes averaged 11,635 in 16 games in 2011; 11,908 fans in 19 contests in 2012; and 13,625 in 20 games last season. Iowa's attendance boost from 2012 to 2013 ranked as the eighth-largest in the country. Iowa averages 14,752 fans this season.

IOWA HISTORY

Iowa has played 2,622 games since beginning basketball in 1902. Iowa's overall record is 1,542-1,080 (.588). That includes a 983-345 (.740) record in home games, a 553-732 (.430) record in contests away from Iowa City, a 721-737 (.495) mark in Big Ten games and a 389-119 (.766) record in Carver-Hawkeye Arena.

IOWA'S STATISTICAL COMPARISONS

	All Games	Big Ten	Home Games	Away Games	Iowa Wins	Iowa Losses
Record	12-2	0-0	9-0	3-2	12-0	0-2
Points	87.1	---	89.6	82.8	87.9	82.5
Opp. Pts	64.9	---	60.3	73.2	61.3	86.5
FG%	.476	---	.497	.441	.482	.442
FG Def.	.361	---	.338	.409	.347	.451
3-PT%	.370	---	.395	.337	.371	.366
3-pt. Def.	.272	---	.234	.331	.254	.364
FT%	.720	---	.723	.711	.725	.667
REB	45.6	---	46.2	44.6	46.2	42.5
AST	17.8	---	18.0	17.4	17.7	18.5
TO	11.9	---	13.0	10.0	11.6	14.0
STL	7.2	---	8.2	5.4	7.3	7.0
BLK	5.7	---	6.1	5.0	6.1	3.5

HAWKEYES FINISH RUNNERS-UP AT BATTLE 4 ATLANTIS

Iowa won its first two games over Xavier (77-74 in overtime) and UTEP (89-53) before being edged by Villanova in the championship game (88-83 in overtime) at the Battle 4 Atlantis holiday tournament held at Paradise Island in the Bahamas.

The Hawkeyes rallied from a 15-point deficit in their first contest against Xavier to win, but surrendered a 15-point first-half advantage to Villanova in the championship. Both contests went to overtime. Iowa cruised to a 36-point victory over UTEP in the semifinals.

Seniors Roy Devyn Marble and Zach McCabe were honored on the all-tournament team. Marble led all scorers averaging 20.3 points, while also averaging 4.7 rebounds and 4.3 assists in the three games. His 61 points in the three contests tie the tournament record with Minnesota's Andre Hollins (2012), while his 24 points against Villanova are the most by a player in a Battle 4 Atlantis championship game. McCabe averaged 13 points, shooting 50 percent from the field (14-of-28) and 3-point territory (8-of-16).

ADDITIONAL SINGLE-GAME TICKETS ON SALE

A limited number of tickets are available for Iowa's eight remaining Big Ten games. There are no limits to the number of tickets that can be purchased per game with the following exceptions: a limit of four (4) tickets for Iowa's games weekday games against Michigan State, and all of Iowa's games against Big Ten opponents played on either Saturday or Sunday.

WORLD TRAVELERS

Iowa traveled to France and the United Kingdom in August to compete in six exhibition games. The Hawkeyes posted a 5-1 record against professional teams, boasting a +22.0 scoring margin.

Aaron White led the team, averaging 13.6 points, followed by Peter Jok (13.3), Melsahn Basabe (12.6) and Roy Devyn Marble (11.2).

Prior to traveling with his teammates to Europe in August, White also competed for Team USA at the World University Games in Russia in July. The Hawkeye junior played in five countries in five months: Russia (July), England (August), France (August), United States (November), and Bahamas (November).

IOWA VS. RANKED TEAMS

Sunday will be the Hawkeyes' second game against a ranked opponent this season. Iowa fell, 85-82, at No. 16/17 Iowa State on Dec. 13. These are Iowa's most recent wins vs. nationally-ranked opponents:

At Home:	67-66 over 15th-ranked Wisconsin, 2/23/12
	78-66 over 18th-ranked Indiana, 2/19/12
	75-59 over 13th-ranked Michigan, 1/14/12
	67-65 over sixth-ranked Purdue, 3/5/11
	43-36 over sixth-ranked Michigan State, 1/12/08
On the Road:	72-65 over 11th-ranked Wisconsin, 12/31/11
	70-67 over 21st-ranked Indiana, 2/11/06
	67-60 over seventh-ranked Ohio State, 3/12/06
Neutral Court:	<i>In semifinals of Big Ten Tournament</i>

HAWKEYEBASKETBALL.COM

Check out the Iowa basketball team's website, HawkeyeBasketball.com, devoted to everything on-and-off-the-court surrounding the program.

HawkeyeBasketball.com, allows fans a chance to go behind the scenes with the Hawkeye basketball program on and off the court. The site is complete with exclusive videos, photo galleries and content featuring the basketball program.

HawkeyeBasketball.com will be updated throughout the year with exclusive videos, including and game highlights, along with news stories and other content.

IOWA HEADSHOTS AVAILABLE ONLINE

Up-to-date head shots of all Iowa players and coaches are available on the internet at pics.hawkeyesports.com. Contact the Iowa Athletic Communications office if you are in need of additional photos.

ON THE HORIZON

Iowa returns home to host Northwestern on Thursday, Jan. 9. Tipoff is slated for 8 p.m. (CT) on Mediacom Court at Carver-Hawkeye Arena. The game will be televised nationally on ESPNU.

Last 3 Games Statistics

#	Player	gp-gs	min	avg	Total		3-Point		F-Throw		Rebounds				pf	dq	a	to	blk	stl	pts	avg
					fg-fga	fg%	3fg-fga	3fg%	ft-fa	ft%	off	def	tot	avg								
30	White, Aaron	3-3	77	25.7	19-28	.679	2-4	.500	6-8	.750	5	21	26	8.7	4	0	3	4	1	4	46	15.3
04	Marble, Roy Devyn	3-3	76	25.3	12-30	.400	3-6	.500	15-25	.600	4	8	12	4.0	5	0	9	4	0	3	42	14.0
20	Uthoff, Jarrod	3-0	65	21.7	14-22	.636	3-6	.500	8-11	.727	2	12	14	4.7	4	0	3	6	2	2	39	13.0
34	Woodbury, Adam	3-3	58	19.3	9-14	.643	0-0	.000	5-6	.833	7	12	19	6.3	8	1	7	4	1	4	23	7.7
10	Gesell, Mike	3-3	59	19.7	8-16	.500	1-5	.200	5-11	.455	2	5	7	2.3	5	0	10	7	0	3	22	7.3
02	Oglesby, Josh	2-0	31	15.5	4-7	.571	4-6	.667	1-2	.500	0	2	2	1.0	1	0	2	3	1	1	13	6.5
01	Basabe, Melsahn	3-3	60	20.0	7-14	.500	0-0	.000	4-7	.571	5	13	18	6.0	5	0	0	7	4	2	18	6.0
05	Clemmons, Anthony	3-0	48	16.0	3-5	.600	2-4	.500	2-4	.500	0	2	2	0.7	6	0	6	5	1	0	10	3.3
00	Olaseni, Gabriel	3-0	38	12.7	4-6	.667	0-0	.000	2-2	1.000	5	6	11	3.7	7	0	3	3	3	1	10	3.3
13	Denning, Kyle	1-0	5	5.0	1-1	1.000	0-0	.000	0-0	.000	0	0	0	0.0	0	0	1	1	0	0	2	2.0
15	McCabe, Zach	3-0	42	14.0	2-16	.125	0-6	.000	1-3	.333	1	10	11	3.7	7	0	3	1	0	1	5	1.7
03	Jok, Peter	3-0	26	8.7	0-4	.000	0-3	.000	4-6	.667	0	3	3	1.0	0	0	4	6	0	1	4	1.3
35	Stokes, Darius	2-0	7	3.5	0-0	.000	0-0	.000	1-2	.500	0	0	0	0.0	2	0	0	1	0	0	1	0.5
42	Meyer, Kyle	1-0	6	6.0	0-1	.000	0-0	.000	0-0	.000	0	0	0	0.0	2	0	0	1	0	0	0	0.0
23	Ukah, Okey	1-0	2	2.0	0-0	.000	0-0	.000	0-0	.000	0	0	0	0.0	0	0	0	0	0	0	0	0.0
Team											4	4	8									
Total.....		3	600		83-164	.506	15-40	.375	54-87	.621	35	98	133	44.3	56	1	51	53	13	22	235	78.3
Opponents.....		3	600		70-191	.366	19-61	.311	44-71	.620	38	68	106	35.3	68	3	42	40	5	34	203	67.7





**IOWA
HAWKEYES**



**WISCONSIN
BADGERS**

2013-14	BIG TEN	AP	USA	RPI
12-2	1-0	22	23	28

2013-14	BIG TEN	AP	USA	RPI
14-0	1-0	4	5	3

*Iowa at Wisconsin // GAME 15
Jan. 5, 2014 (Kohl Center, Madison, Wisconsin)*

Iowa Player Broadcast Notes



0

Gabriel Olaseni • C

	MIN	PTS	REB	BLK	STL	FG%	FT%
SEASON	15.9	6.3	5.3	1.8	0.3	.438	.744
BIG TEN	12.0	2.0	5.0	2.0	0.0	1.00	.000
CAREER	10.3	3.1	2.8	1.0	0.2	.481	.707

6-10 • 225 • Jr. • London, England

- ranks 6th in blocks in the Big Ten, averaging 1.85/game
- posted 2 double-doubles this year (Xavier & FDU)
- grabbed 5 or more rebounds in 10 games off bench
- 14 pts versus FDU on Dec. 9 equaled a career best
- averaged 5.3 pts & 8.0 blks at Battle 4 Atlantis (3 games)




1

Melsahn Basabe • F

	MIN	PTS	REB	BLK	STL	FG%	FT%
SEASON	18.3	7.4	6.2	0.9	0.5	.532	.600
BIG TEN	23.0	5.0	7.0	3.0	1.0	.400	.500
CAREER	20.5	8.4	5.6	1.1	0.4	.528	.670

6-7 • 220 • Sr. • Glen Cove, N.Y.

- his 657 rebounds are most among Big Ten active players
- 9 points from reaching 1,000 career points
- Leads Iowa with 13 career double-doubles
- 135 blocks in his four years ranks 4th all-time at Iowa
- 6.2 rbs/game rank 3rd at Iowa this year & 14th in Big Ten



2

Josh Oglesby • G

	MIN	PTS	REB	AST	STL	FG%	FT%
SEASON	15.5	6.5	1.0	1.0	0.5	.571	.500
BIG TEN	11.0	0.0	0.0	0.0	0.0	.000	.000
CAREER	17.4	5.4	1.5	1.1	0.3	.340	.742

6-5 • 208 • Jr. • Cedar Rapids, Iowa

- scored in double figures 13 career times -- once this year
- broke bone in his right foot on Nov. 6
- made season debut Dec. 22 vs. Arkansas-Pine Bluff (UAPB)
- Sank first four 3-pt attempts, finished with 13 pts vs. UAPB
- Held scoreless in last game (Nebraska) in 11 mins of action



3

Peter Jok • G

	MIN	PTS	REB	AST	STL	FG%	FT%
SEASON	13.6	6.9	1.6	1.2	0.4	.380	.800
BIG TEN	4.0	1.0	0.0	0.0	0.0	.000	.500
CAREER	13.6	6.9	1.6	1.2	0.4	.380	.800

6-6 • 200 • Fr. • West Des Moines, Iowa

- tallied double figures six times
- ranks 6th in team scoring (6.9) & 3rd in 3-pters made (12)
- missed only six free throws (24-30)
- made at least one triple in nine contests
- scored a personal-best 15 points versus Abilene Christian



4

Roy Devyn Marble • G

	MIN	PTS	REB	AST	STL	FG%	FT%
SEASON	26.3	15.3	3.7	3.4	2.0	.405	.645
BIG TEN	31.0	15.0	8.0	2.0	0.0	.333	.636
CAREER	26.7	11.5	3.5	2.8	1.2	.412	.716

6-6 • 200 • Sr. • Iowa City, Iowa

- ranks 3rd in B1G and 58th in the country in steals (2.0)
- ranks 16th in Iowa career scoring (1,348)
- scored 30+ pts 3x in career - most of any active B1G player
- scored in double figures a team-best 10 times this year
- Battle 4 Atlantis All-Tournament team (averaged 20.3 ppg)



5

Anthony Clemmons • G

	MIN	PTS	REB	AST	STL	FG%	FT%
SEASON	18.0	4.6	1.9	2.9	0.5	.576	.667
BIG TEN	15.0	2.0	1.0	1.0	0.0	.000	.500
CAREER	17.1	4.4	1.7	2.8	0.5	.413	.707

6-1 • 195 • So. • Lansing, Mich.

- 41 assists to only 17 turnovers through 14 contests
- scored in all but one game this season
- shooting 57.6% (19-33) from the field in 14 games
- scored a season-high 11 pts & blocked 2 shots vs. Omaha
- equaled career high with 2 triples vs. Pine Bluff (Dec. 22)



10

Mike Gesell • G

	MIN	PTS	REB	AST	STL	FG%	FT%
SEASON	20.4	6.2	1.9	3.3	1.1	.397	.619
BIG TEN	19.0	7.0	1.0	3.0	2.0	.400	.500
CAREER	23.8	8.0	2.4	2.8	1.1	.402	.750

6-1 • 190 • So. • South Sioux City, Neb.

- shifted to point guard after starting 1st 2 games at 2 spot
- tallied seven points in last game versus Nebraska
- scored in every game this season
- ranks first in the Big Ten in assist/turnover margin (3.1)
- tallied double figures four times this season




15

Zach McCabe • F

	MIN	PTS	REB	AST	STL	FG%	FT%
SEASON	16.4	7.9	3.3	1.1	0.4	.419	.733
BIG TEN	11.0	3.0	1.0	1.0	1.0	.250	.333
CAREER	18.5	6.6	3.9	1.0	0.7	.411	.761

6-7 • 235 • Sr. • Sioux City, Iowa

- Led team with 7 rebounds versus Pine Bluff
- tallied double figures in eight games this season
- scored 14 pts twice at Battle 4 Atlantis (Villanova/UTEP)
- Battle 4 Atlantis All-Tournament team (averaged 13.0 ppg)
- shooting 41% (16-39) from 3-point range this season




20

Jarrod Uthoff • F

	MIN	PTS	REB	AST	BLK	FG%	FT%
SEASON	20.9	10.9	6.5	0.9	1.3	.570	.830
BIG TEN	22.0	11.0	4.0	0.0	1.0	.750	.714
CAREER	20.9	10.9	6.5	0.9	1.3	.570	.830

6-9 • 208 • So. • Cedar Rapids, Iowa

- 1st in team rebounds (6.5); 3rd in scoring (10.9); 2nd in blks (1.3)
- 2 double-doubles this year (FDU and UMES)
- Scored all 11 points in second half versus Nebraska Tuesday
- poured in career-high 19 points versus Penn (11/22)
- ranks 4th in the B1G in FG% (.570) and 6th in FT% (.830)




30

Aaron White • F

	MIN	PTS	REB	BLK	AST	FG%	FT%
SEASON	24.4	13.2	6.3	0.4	2.1	.660	.833
BIG TEN	37.0	13.0	7.0	0.0	2.0	.500	.500
CAREER	26.3	12.2	6.0	0.6	1.3	.511	.744

6-9 • 220 • Jr. • Strongsville, Ohio

- scored career point No. 1,000 against Notre Dame (Dec. 3)
- ranks 1st in B1G in FG% and 12th nationally (.660)
- ranks 2nd in team scoring (13.2) and rebounding (6.3)
- Had monster game at Iowa State (25 points & 17 rebounds)
- 10 career double-doubles



34

Adam Woodbury • C

	MIN	PTS	REB	AST	BLK	FG%	FT%
SEASON	16.5	5.9	4.3	1.3	0.3	.516	.720
BIG TEN	15.0	8.0	4.0	1.0	1.0	.800	.000
CAREER	16.5	5.2	4.6	0.8	0.6	.496	.579

7-1 • 240 • So. • Sioux City, Iowa

- averaged 7.1 points the last seven outings
- Grabbed a career-high 11 rebounds at Iowa State (Dec. 13)
- 10 pts & equaled a career best with 4 assists vs. Pine Bluff
- shooting 21% better from the FT line compared to last year
- scored 8 pts and grabbed 4 rbs in win over Nebraska



IOWA HAWKEYE BASKETBALL

Updated Iowa Player Bio

Melsahn Basabe



1

Sr., 6-7, 220, Forward
Glen Cove, N.Y.
St. Mark's

- Only nine points from reaching 1,000-point threshold
- His 135 career blocks ranks fourth all-time at Iowa
- Ranks 14th in Big Ten rebounding (6.2)
- Averaged nine points and 7.4 rebounds the last five games
- Posted double figures four this season, including two of the last four games
- One of only four Hawkeyes to lead the team in blocks three-straight seasons
- His 657 rebounds are the most among active Big Ten players
- Scored a season-high 12 points vs. Maryland Eastern Shore
- Netted 10 points in win over UTEP
- Collected a career-high three steals vs. Villanova
- Scored a team-high 15 points, while also snagging eight rebounds in win over Drake
- Posted first double-double of the season and 13th of his career in win over FDU (12 points and 11 rebounds)

Personal Bests

Points: 25 at Michigan, 1/30/11
Rebounds: 14 vs. Iowa State, 12/10/10
FGM: 9 at Michigan, 1/30/11
FGA: 14 vs. Iowa State, 12/10/10
FTM: 8, 3x, last vs. Penn State, 1/31/13
FTA: 11 vs. Ohio State, 1/4/11
Assists: 2, 4x, last vs. A&M-CC, 12/1/12
Steals: 3 vs. Villanova, 11/30/13
Blocks: 7 vs. Iowa State, 12/10/10
Minutes: 37 vs. Wisconsin, 2/9/11

2013-14 Game-by-Game

Opponent	Date	gs	min	Total		3-Pointers		Free throws		Rebounds				pf	a	t/o	blk	stl	pts	avg	
				fg-fga	pct	3fg-fga	pct	ft-fa	pct	off	def	tot	avg								
UNC WILMINGTON	11/08/13	*	13	4-6	.667	0-0	.000	0-0	.000	1	5	6	6.0	1	0	0	1	0	8	8.0	
NEBRASKA-OMAHA	11/10/13	*	19	2-5	.400	0-0	.000	3-4	.750	2	7	9	7.5	3	1	0	2	1	7	7.5	
MD. EASTERN SHORE	11/14/13	*	20	2-3	.667	0-0	.000	8-12	.667	2	5	7	7.3	0	0	0	0	0	12	9.0	
ABILENE CHRISTIAN	11/17/13	*	13	2-4	.500	0-0	.000	0-0	.000	1	3	4	6.5	0	0	1	0	0	4	7.8	
PENN	11/22/13	*	19	1-5	.200	0-0	.000	3-4	.750	3	3	6	6.4	1	0	0	0	1	5	7.2	
vs Xavier	11/28/13	*	18	2-5	.400	0-0	.000	0-2	.000	2	2	4	6.0	0	0	1	1	0	4	6.7	
vs UTEP	11/29/13	*	19	5-8	.625	0-0	.000	0-0	.000	0	7	7	6.1	0	0	0	1	0	10	7.1	
vs Villanova	11/30/13	*	25	1-6	.167	0-0	.000	0-0	.000	1	5	6	6.1	3	1	1	0	3	2	6.5	
NOTRE DAME	12/03/13	*	12	3-4	.750	0-0	.000	0-0	.000	0	1	1	5.6	1	0	1	1	0	6	6.4	
vs Drake	12/07/13	*	22	7-10	.700	0-0	.000	1-2	.500	2	6	8	5.8	2	0	1	1	0	15	7.3	
FAIRLEIGH DICKINSON	12/09/13	*	16	5-7	.714	0-0	.000	2-4	.500	4	7	11	6.3	3	0	3	2	0	12	7.7	
at Iowa State	12/13/13	*	17	2-4	.500	0-0	.000	0-0	.000	2	4	6	6.3	3	0	2	0	0	4	7.4	
ARKANSAS PINE BLUFF	12/22/13	*	20	3-5	.600	0-0	.000	3-5	.600	2	3	5	6.2	1	0	4	1	1	9	7.5	
NEBRASKA	12/31/13	*	23	2-5	.400	0-0	.000	1-2	.500	1	6	7	6.2	1	0	1	3	1	5	7.4	
Totals			14	256	41-77	.532	0-0	.000	21-35	.600	23	64	87	6.2	19	2	15	13	7	103	7.4

Games played: 14
 Minutes/game: 18.3
 Points/game: 7.4
 FG Pct: 53.2
 FT Pct: 60.0

Rebounds/game: 6.2
 Assists/game: 0.1
 Turnovers/game: 1.1
 Assist/turnover ratio: 0.1
 Steals/game: 0.5
 Blocks/game: 0.9

CAREER STATISTICS

YEAR	G/GS	FG-A	PCT	3-PT	PCT	FT-A	PCT	RB	AVG	PF-FO	AS	TO	BK	ST	PTS	AVG
Fresh.	31/31	131-229	.572	0-0	.000	80-112	.714	210	6.8	83-2	9	65	41	12	342	11.0
Soph.	35/21	109-208	.524	0-0	.000	69-105	.657	168	4.8	71-1	11	45	36	18	287	8.2
Junior	38/18	99-206	.481	0-1	.000	61-93	.656	192	5.1	62-0	18	37	45	16	259	6.9
Senior	14/14	41-77	.532	0-0	.000	21-35	.600	87	6.2	19-0	2	15	13	7	103	7.4
TOTALS	118/84	380-720	.528	0-1	.000	231-345	.670	657	5.6	235-4	40	162	135	53	991	8.4



IOWA HAWKEYE BASKETBALL

Updated Iowa Player Bio

Anthony Clemmons



5

So., 6-1, 195, Guard
Lansing, Mich.
Sexton HS

- Scored in all but one game this season
- Averaged 4.7 assists at Battle 4 Atlantis
- Shooting 57.6 percent (19-33) from the field
- Blocked a career-high two shots, while also scoring a season-high 11 points in win over Nebraska-Omaha
- Scored six points or more in 6-of-8 games, including a season-high 11 against Nebraska-Omaha
- Tied for the team lead in assists (3) in victory over Penn
- His four rebounds and 29 minutes in overtime win over Xavier tied career highs
- Equalled a career high with two 3-pointers in win over Arkansas-Pine Bluff

Personal Bests

Points: 14 vs. Iowa State, 12/7/12
Rebounds: 4, 4x, last vs. Xavier, 11/29/13
FGM: 5 vs. Iowa State, 12/7/12
FGA: 8 vs. Iowa State, 12/7/12
3-pt FG: 2, 4x, last vs. Ark.-Pine Bluff, 12/22/13
3-pt FGA: 4, 3x, last at Ohio State, 1/22/13
FTM: 5 vs. Penn State, 1/31/13
FTA: 6 vs. 2x, last at Penn, 11/22/13
Assists: 9 vs. Coppin State, 12/22/12
Steals: 3, 3x, last vs. Michigan State, 3/15/13
Blocks: 2, vs. Nebraska-Omaha, 11/10/13
Minutes: 29 2x, last vs. Xavier, 11/2/13

2013-14 Game-by-Game

Opponent	Date	gs	min	Total		3-Pointers		Free throws		Rebounds				pf	a	t/o	blk	stl	pts	avg
				fg-fga	pct	3fg-fga	pct	ft-fa	pct	off	def	tot	avg							
UNC WILMINGTON	11/08/13	20	2-3	.667	0-0	.000	2-4	.500	0	3	3	3.0	0	5	1	1	1	1	6	6.0
NEBRASKA-OMAHA	11/10/13	25	4-5	.800	1-2	.500	2-3	.667	1	1	2	2.5	0	1	3	2	1	11	8.5	
MD. EASTERN SHORE	11/14/13	13	1-1	1.000	0-0	.000	0-0	.000	0	3	3	2.7	2	4	0	0	1	2	6.3	
ABILENE CHRISTIAN	11/17/13	17	2-3	.667	0-0	.000	3-3	1.000	0	3	3	2.8	0	3	0	0	1	7	6.5	
PENN	11/22/13	17	1-3	.333	1-2	.500	4-6	.667	0	0	0	2.2	1	3	2	0	1	7	6.6	
vs Xavier	11/28/13	29	0-1	.000	0-0	.000	3-5	.600	0	3	3	2.3	2	7	2	0	1	3	6.0	
vs UTEP	11/29/13	15	2-2	1.000	1-1	1.000	1-2	.500	0	4	4	2.6	1	4	0	0	1	6	6.0	
vs Villanova	11/30/13	25	2-3	.667	1-2	.500	1-1	1.000	0	2	2	2.5	4	3	2	0	0	6	6.0	
NOTRE DAME	12/03/13	19	0-3	.000	0-1	.000	0-0	.000	1	1	2	2.4	1	2	1	0	0	0	5.3	
vs Drake	12/07/13	14	0-1	.000	0-1	.000	2-2	1.000	0	0	0	2.2	0	2	1	0	0	2	5.0	
FAIRLEIGH DICKINSON	12/09/13	10	2-3	.667	0-0	.000	0-0	.000	1	1	2	2.2	3	1	0	0	0	4	4.9	
at Iowa State	12/13/13	14	1-2	.500	0-1	.000	0-0	.000	0	0	0	2.0	1	3	1	0	0	2	4.7	
ARKANSAS PINE BLUFF	12/22/13	19	2-3	.667	2-3	.667	0-0	.000	0	1	1	1.9	1	2	2	1	0	6	4.8	
NEBRASKA	12/31/13	15	0-0	.000	0-0	.000	2-4	.500	0	1	1	1.9	4	1	2	0	0	2	4.6	
Totals		0	252	19-33	.576	6-13	.462	20-30	.667	3	23	26	1.9	20	41	17	4	7	64	4.6

Games played: 14
 Minutes/game: 18.0
 Points/game: 4.6
 FG Pct: 57.6
 3FG Pct: 46.2
 FT Pct: 66.7

Rebounds/game: 1.9
 Assists/game: 2.9
 Turnovers/game: 1.2
 Assist/turnover ratio: 2.4
 Steals/game: 0.5
 Blocks/game: 0.3

CAREER STATISTICS

YEAR	G/GS	FG-A	PCT	3-PT	PCT	FT-A	PCT	RB	AVG	PF-FO	AS	TO	BK	ST	PTS	AVG
Fresh.	38/13	55-146	.377	17-47	.362	38-52	.731	62	1.6	68-1	105	63	8	21	165	4.3
Soph.	14/0	19-33	.576	6-13	.462	20-30	.667	26	1.9	20-0	41	17	4	7	64	4.6
TOTALS	52/13	74-179	.413	23-60	.383	58-82	.707	88	1.7	88-1	146	80	12	28	229	4.4



IOWA HAWKEYE BASKETBALL

Updated Iowa Player Bio

Kyle Denning



13

Jr., 6-1, 160, Guard
Cedar Falls, Iowa
Northern University HS

- Non-scholarship athlete
- Saw action in 24 career games, including eight this season
- Scored a single-season-high 10 points through six games this season
- Made one basket in all 5-of-7 games played this year
- Drained a 3-pointer in wins over UNC Wilmington and Maryland-Eastern Shore
- Played a career-high eight minutes against Maryland Eastern Shore and Abilene Christian
- Tallied two points and had a rebound in victory over Penn
- Scored two points in win over FDU
- Netted two points and had an assist in win over Arkansas-Pine Bluff

Personal Bests

Points: 6 vs. SC State, 12/19/12
Rebounds: 1, 5x, last vs. Penn, 11/22/13
FGM: 2 vs. SC State, 12/19/12
FGA: 4 vs. ACU, 11/17/13
3-pt FG: 2 vs. SC State, 12/19/12
3-pt FGA: 3, 2x, last vs. ACU, 11/17/13
FTM: 2 vs. Chicago State, 11/11/11
FTA: 2 vs. Chicago State, 11/11/11
Assists: 2 vs. 2x, last vs. ACU, 11/17/13
Steals: 1 vs. 2x, last vs. ACU, 11/17/13
Blocks: - - -
Minutes: 8, 2x, last vs. ACU, 11/17/13

2013-14 Game-by-Game

Opponent	Date	gs	min	Total		3-Pointers		Free throws		Rebounds				pf	a	t/o	blk	stl	pts	avg
				fg-fga	pct	3fg-fga	pct	ft-fa	pct	off	def	tot	avg							
UNC WILMINGTON	11/08/13	6	1-1	1.000	1-1	1.000	0-0	.000	0	1	1	1.0	0	0	0	0	0	0	3	3.0
MD. EASTERN SHORE	11/14/13	8	1-2	.500	1-2	.500	0-0	.000	0	1	1	1.0	1	1	0	0	0	0	3	3.0
ABILENE CHRISTIAN	11/17/13	8	1-4	.250	0-3	.000	0-0	.000	0	0	0	0.7	0	2	0	0	1	2	2.7	
PENN	11/22/13	5	1-1	1.000	0-0	.000	0-0	.000	0	1	1	0.8	0	0	0	0	0	0	2	2.5
vs UTEP	11/29/13	3	0-0	.000	0-0	.000	0-0	.000	0	0	0	0.6	0	0	0	0	0	0	0	2.0
vs Drake	12/07/13	1	0-0	.000	0-0	.000	0-0	.000	0	0	0	0.5	0	0	0	0	0	0	0	1.7
FAIRLEIGH DICKINSON	12/09/13	5	1-2	.500	0-1	.000	0-0	.000	0	0	0	0.4	0	0	0	0	0	0	2	1.7
ARKANSAS PINE BLUFF	12/22/13	5	1-1	1.000	0-0	.000	0-0	.000	0	0	0	0.4	0	1	1	0	0	0	2	1.8
Totals		0	41	6-11	.545	2-7	.286	0-0	.000	0	3	3	0.4	1	4	1	0	1	14	1.8

Games played: 8
 Minutes/game: 5.1
 Points/game: 1.8
 FG Pct: 54.5
 3FG Pct: 28.6

Rebounds/game: 0.4
 Assists/game: 0.5
 Turnovers/game: 0.1
 Assist/turnover ratio: 4.0
 Steals/game: 0.1

CAREER STATISTICS

YEAR	G/GS	FG-A	PCT	3-PT	PCT	FT-A	PCT	RB	AVG	PF-FO	AS	TO	BK	ST	PTS	AVG
Fresh.	4/0	1-2	.500	0-1	.000	2-2	1.000	1	0.3	0-0	0	1	0	0	4	1.0
Soph.	12/0	2-4	.500	2-4	.500	0-0	.000	1	0.1	1-0	3	2	0	1	6	0.5
Junior	8/0	6-11	.545	2-7	.286	0-0	.000	3	0.4	1-0	4	1	0	1	14	1.8
TOTALS	24/0	9-17	.529	4-12	.333	2-2	1.000	5	0.2	2-0	7	4	0	2	24	1.0



IOWA HAWKEYE BASKETBALL

Updated Iowa Player Bio

Mike Gesell



10

So., 6-1, 190, Guard
South Sioux City, Neb.
South Sioux City HS

- Averaged 7.3 points the last three games
- Only Iowa freshmen to post 295+ points, 85+ rebounds and 85+ assists in a season (2012-13)
- Shifted back to point guard after starting the first two games this season at the off-guard spot
- Scored in double figures 17 career times, including scoring in double figures four times this season
- Ranks first in the Big Ten in assist/turnover ratio (3.1)
- Drained two triples in four games
- Credited with five assists or more three times this season
- Tallied eight points in win over Maryland Eastern Shore
- Reached double figures for the first time this season, scoring 10 in victory over Penn
- Scored 10 points in back-to-back games against Villanova and Notre Dame
- Registered 11 points, and six assists and no turnovers at #16 Iowa State

Personal Bests

Points: 23 vs. UNI, 12/15/12
Rebounds: 6, 2x, last at Minnesota, 2/3/13
FGM: 7 vs. Western Kentucky, 11/20/12
FGA: 15 at Wisconsin, 2/6/13
3-pt FG: 4 vs. UNI, 12/15/12
3-pt FGA: 6, 2x, last vs. UNI, 12/15/12
FTM: 7 vs. UNI, 12/15/12
FTA: 9 vs. UNI, 12/15/12
Assists: 8 vs. SC State, 12/19/12
Steals: 4 vs. Minnesota, 2/17/13
Blocks: 1, 11x, last vs. Villanova, 11/30/13
Minutes: 42 at Wisconsin, 2/6/13

2013-14 Game-by-Game

Opponent	Date	gs	min	Total		3-Pointers		Free throws		Rebounds				pf	a	t/o	blk	stl	pts	avg	
				fg-fga	pct	3fg-fga	pct	ft-fa	pct	off	def	tot	avg								
UNC WILMINGTON	11/08/13	*	15	1-3	.333	0-1	.000	1-2	.500	0	0	0	0.0	0	3	0	0	2	3	3.0	
NEBRASKA-OMAHA	11/10/13	*	14	0-0	.000	0-0	.000	1-2	.500	0	1	1	0.5	0	1	2	0	0	1	2.0	
MD. EASTERN SHORE	11/14/13	*	17	3-5	.600	2-3	.667	0-0	.000	0	1	1	0.7	4	7	1	0	0	8	4.0	
ABILENE CHRISTIAN	11/17/13	*	21	1-6	.167	1-4	.250	0-0	.000	1	2	3	1.3	0	3	0	0	2	3	3.8	
PENN	11/22/13	*	21	4-10	.400	2-6	.333	0-0	.000	0	0	0	1.0	2	2	0	0	2	10	5.0	
vs Xavier	11/28/13	*	27	3-11	.273	1-3	.333	0-0	.000	0	2	2	1.2	3	2	0	0	0	7	5.3	
vs UTEP	11/29/13	*	24	2-5	.400	1-2	.500	0-0	.000	0	3	3	1.4	1	7	1	0	1	5	5.3	
vs Villanova	11/30/13	*	29	4-7	.571	2-3	.667	0-0	.000	0	0	0	1.3	5	3	0	1	2	10	5.9	
NOTRE DAME	12/03/13	*	22	3-6	.500	2-3	.667	2-2	1.000	1	4	5	1.7	2	2	2	0	2	10	6.3	
vs Drake	12/07/13	*	16	1-4	.250	0-1	.000	0-0	.000	0	3	3	1.8	3	2	1	0	0	2	5.9	
FAIRLEIGH DICKINSON	12/09/13	*	21	1-5	.200	0-1	.000	4-4	1.000	0	2	2	1.8	1	5	1	0	2	6	5.9	
at Iowa State	12/13/13	*	26	4-8	.500	1-3	.333	2-5	.400	1	1	2	1.8	3	6	0	0	0	11	6.3	
ARKANSAS PINE BLUFF	12/22/13	*	14	2-3	.667	0-1	.000	0-0	.000	1	3	4	2.0	1	1	3	0	1	4	6.2	
NEBRASKA	12/31/13	*	19	2-5	.400	0-1	.000	3-6	.500	0	1	1	1.9	1	3	4	0	2	7	6.2	
Totals			14	286	31-78	.397	12-32	.375	13-21	.619	4	23	27	1.9	26	47	15	1	16	87	6.2

Games played: 14
 Minutes/game: 20.4
 Points/game: 6.2
 FG Pct: 39.7
 3FG Pct: 37.5
 FT Pct: 61.9

Rebounds/game: 1.9
 Assists/game: 3.4
 Turnovers/game: 1.1
 Assist/turnover ratio: 3.1
 Steals/game: 1.1
 Blocks/game: 0.1

CAREER STATISTICS

YEAR	G/GS	FG-A	PCT	3-PT	PCT	FT-A	PCT	RB	AVG	PF-FO	AS	TO	BK	ST	PTS	AVG
Fresh.	34/30	106-263	.403	33-104	.317	50-63	.794	88	2.6	63-0	89	59	10	40	295	8.7
Soph.	14/14	31-78	.397	12-32	.375	13-21	.619	27	1.9	26-1	47	14	1	16	87	6.2
TOTALS	48/44	137-341	.402	45-136	.331	63-84	.750	115	2.4	89-1	136	73	11	56	382	8.0



IOWA HAWKEYE BASKETBALL

Updated Iowa Player Bio

Peter Jok



3

F., 6-6, 200, Guard
West Des Moines, Iowa
Valley HS

- Played in all 14 games, scoring in double figures six times
- Ranks sixth in team scoring (6.9)
- Missed only six free throws (24-of-30)
- Scored 11 points and snagged a personal-best five rebounds in win over UNC Wilmington
- Netted a personal-best 15 points, bolstered by 3-5 shooting from 3-point range, in win over Abilene Christian
- Scored 14 points, shooting 2-of-4 from 3-point range in win over UTEP
- Tallied 14 points and grabbed a personal-best seven rebounds in win over Drake
- Dished out a personal-best four assists to go along with 11 points in win over FDU
- Equaled a personal best with four assists in win over Arkansas-Pine Bluff

Personal Bests

Points: 15 vs. ACU, 11/17/13
Rebounds: 7 vs. Drake, 12/7/13
FGM: 6 vs. ACU, 11/17/13
FGA: 13 vs. UNC Wilmington, 11/8/13
3-pt FG: 3 vs. ACU, 11/17/13
3-pt FGA: 5, 2x, last vs. ACU, 11/17/13
FTM: 4, UTEP, 11/29/13
FTA: 5 vs. UTEP, 11/29/13
Assists: 4, 2x, last vs. Ark.-Pine Bluff, 12/22/13
Steals: 2 vs. ACU, 11/17/13
Blocks: 1, 2x, last vs. Xavier, 11/25/13
Minutes: 24, 2x, last vs. FDU, 12/9/13

2013-14 Game-by-Game

Opponent	Date	gs	min	Total		3-Pointers		Free throws		Rebounds				pf	a	t/o	blk	stl	pts	avg
				fg-fga	pct	3fg-fga	pct	ft-fa	pct	off	def	tot	avg							
UNC WILMINGTON	11/08/13	20	5-13	.385	1-5	.200	0-0	.000	2	3	5	5.0	0	1	1	0	0	0	11	11.0
NEBRASKA-OMAHA	11/10/13	9	1-6	.167	1-3	.333	0-0	.000	0	0	0	2.5	1	1	0	0	0	3	7.0	
MD. EASTERN SHORE	11/14/13	24	1-5	.200	0-1	.000	8-8	1.000	0	2	2	2.3	2	2	3	0	1	10	8.0	
ABILENE CHRISTIAN	11/17/13	20	6-8	.750	3-5	.600	0-1	.000	0	0	0	1.8	2	3	0	1	2	15	9.8	
PENN	11/22/13	14	2-4	.500	1-2	.500	3-4	.750	0	1	1	1.6	2	0	0	0	0	8	9.4	
vs Xavier	11/28/13	9	0-2	.000	0-2	.000	0-0	.000	0	1	1	1.5	0	0	1	1	0	0	7.8	
vs UTEP	11/29/13	17	4-9	.444	2-4	.500	4-5	.800	0	0	0	1.3	3	1	1	0	0	14	8.7	
vs Villanova	11/30/13	5	1-6	.167	1-4	.250	0-0	.000	0	1	1	1.3	0	0	0	0	0	3	8.0	
NOTRE DAME	12/03/13	3	1-3	.333	1-2	.500	0-0	.000	0	0	0	1.1	1	0	0	0	0	3	7.4	
vs Drake	12/07/13	20	5-12	.417	1-5	.200	3-4	.750	3	4	7	1.7	1	1	0	0	1	14	8.1	
FAIRLEIGH DICKINSON	12/09/13	24	4-7	.571	1-2	.500	2-2	1.000	0	2	2	1.7	0	4	0	0	1	11	8.4	
at Iowa State	12/13/13	8	0-2	.000	0-2	.000	2-2	1.000	0	0	0	1.6	0	0	2	0	0	2	7.8	
ARKANSAS PINE BLUFF	12/22/13	14	0-2	.000	0-1	.000	1-2	.500	0	3	3	1.7	0	4	4	0	1	1	7.3	
NEBRASKA	12/31/13	4	0-0	.000	0-0	.000	1-2	.500	0	0	0	1.6	0	0	0	0	0	1	6.9	
Totals		0	191	30-79	.380	12-38	.316	24-30	.800	5	17	22	1.6	12	17	12	2	6	96	6.9

Games played: 14
 Minutes/game: 13.6
 Points/game: 6.9
 FG Pct: 38.0
 3FG Pct: 31.6
 FT Pct: 80.0

Rebounds/game: 1.6
 Assists/game: 1.2
 Turnovers/game: 0.9
 Assist/turnover ratio: 1.4
 Steals/game: 0.4
 Blocks/game: 0.1

CAREER STATISTICS

YEAR	G/GS	FG-A	PCT	3-PT	PCT	FT-A	PCT	RB	AVG	PF-FO	AS	TO	BK	ST	PTS	AVG
Fresh.	14/0	30-79	.380	12-38	.316	24-30	.800	22	1.6	12-0	17	12	2	6	96	6.9



IOWA HAWKEYE BASKETBALL

Updated Iowa Player Bio

Roy Devyn Marble



4

Sr., 6-6, 200, Guard
Southfield, Mich.
Lathrup HS

- Team co-captain
- Ranks 16th in Iowa career scoring and is the only Big Ten father/son duo to amass 1,000+ career points
- Only Hawkeye to amass 1,100+ points, 350+ rebounds and 275+ assists as a junior
- Only the second Hawkeye to amass 1,200+ points, 300+ assists and 400+ rebounds
- Has scored 27 points or more six times in his career
- Averaged 20.3 points, 4.7 rebounds and 4.2 assists in Battle 4 Atlantis
- Ranks third in the Big Ten in steals (2.0), fourth in assist-to-turnover ratio (2.5), 11th in assists (3.4), and 12th in scoring (15.3)
- Poured in a game-high 27 points in only 20 minutes of action in win over Abilene Christian
- Scored in double figures in 10-of-14 games and 66 times in his career
- Scored 24 or more points in three games this season
- Collected a career-high six steals, while also scoring 13 points and dishing out three assists in victory over Penn
- Scored a season-high 30 points and drained four 3-pointers in win over Xavier

2013-14 Game-by-Game

Opponent	Date	gs	min	Total		3-Pointers		Free throws		Rebounds				pf	a	t/o	blk	stl	pts	avg	
				fg-fga	pct	3fg-fga	pct	ft-fa	pct	off	def	tot	avg								
UNC WILMINGTON	11/08/13	*	20	3-5	.600	1-3	.333	1-2	.500	1	1	2	2.0	0	5	2	0	3	8	8.0	
NEBRASKA-OMAHA	11/10/13	*	33	2-13	.154	0-5	.000	11-14	.786	1	4	5	3.5	2	4	1	0	2	15	11.5	
MD. EASTERN SHORE	11/14/13	*	18	3-8	.375	1-4	.250	3-4	.750	1	1	2	3.0	0	5	0	0	4	10	11.0	
ABILENE CHRISTIAN	11/17/13	*	20	9-13	.692	3-6	.500	6-6	1.000	0	3	3	3.0	0	2	1	0	1	27	15.0	
PENN	11/22/13	*	26	4-13	.308	1-5	.200	4-7	.571	1	1	2	2.8	1	3	2	1	6	13	14.6	
vs Xavier	11/28/13	*	32	10-23	.435	4-10	.400	6-11	.545	4	2	6	3.3	2	2	2	0	3	30	17.2	
vs UTEP	11/29/13	*	21	2-6	.333	0-1	.000	3-4	.750	2	1	3	3.3	1	6	0	0	0	7	15.7	
vs Villanova	11/30/13	*	37	8-23	.348	2-7	.286	6-12	.500	1	4	5	3.5	2	5	4	0	2	24	16.8	
NOTRE DAME	12/03/13	*	36	7-14	.500	2-5	.400	1-2	.500	0	3	3	3.4	0	2	1	1	1	17	16.8	
vs Drake	12/07/13	*	29	5-11	.455	0-3	.000	4-6	.667	0	6	6	3.7	1	3	0	0	2	14	16.5	
FAIRLEIGH DICKINSON	12/09/13	*	20	3-9	.333	1-3	.333	0-0	.000	1	2	3	3.6	1	2	2	0	1	7	15.6	
at Iowa State	12/13/13	*	35	6-15	.400	2-4	.500	5-8	.625	0	3	3	3.6	2	6	1	0	2	19	15.9	
ARKANSAS PINE BLUFF	12/22/13	*	10	2-3	.667	1-1	1.000	3-6	.500	0	1	1	3.4	0	1	1	0	1	8	15.3	
NEBRASKA	12/31/13	*	31	4-12	.333	0-1	.000	7-11	.636	4	4	8	3.7	3	2	2	0	0	15	15.3	
Totals			14	368	68-168	.405	18-58	.310	60-93	.645	16	36	52	3.7	15	48	19	2	28	214	15.3

Games played: 14
Minutes/game: 26.3
Points/game: 15.3
FG Pct: 40.5
3FG Pct: 31.0
FT Pct: 64.5

Rebounds/game: 3.7
Assists/game: 3.4
Turnovers/game: 1.4
Assist/turnover ratio: 2.5
Steals/game: 2.0
Blocks/game: 0.1

- Netted a game-high 24 points and grabbed five rebounds against Villanova
- Scored 13 straight points in a span of three minutes in the second half in win over Notre Dame, while finishing with 17 points
- Registered 19 points and dished out six assists at #16 Iowa State
- Led team in scoring (15) and rebounding (8) in win over Nebraska

Personal Bests

Points: 31 at Oregon, 3/18/12
Rebounds: 9 vs. Indiana, 12/31/12
FGM: 10, 2x, last vs. Xavier, 11/28/13
FGA: 23, 2x, last vs. Villanova, 11/30/13
3-pt FG: 7 at Oregon, 3/18/12
3-pt FGA: 10 vs. Xavier, 11/28/13
FTM: 14 vs. UNI, 12/15/12
FTA: 19 vs. UNI, 12/15/12
Assists: 8 vs. Wisconsin, 2/23/12
Steals: 6 vs. Penn, 11/22/13
Blocks: 3 vs. Boise State, 12/22/11
Minutes: 40, 2x, last vs. C. Mich, 11/12/12

CAREER STATISTICS

YEAR	G/GS	FG-A	PCT	3-PT	PCT	FT-A	PCT	RB	AVG	PF-FO	AS	TO	BK	ST	PTS	AVG
Fresh.	31/6	66-174	.379	11-41	.268	35-66	.530	74	2.4	41-0	41	34	2	21	178	5.7
Soph.	35/27	139-319	.436	22-56	.393	102-141	.723	133	3.8	57-0	126	61	14	53	402	11.5
Junior	37/37	176-430	.409	49-150	.337	153-189	.810	147	4.0	50-0	112	80	10	42	554	15.0
Senior	14/14	68-168	.405	18-58	.310	60-93	.645	52	3.7	15-0	48	19	2	28	214	15.3
TOTALS	117/84	449-1091	.412	100-305	.328	350-489	.716	406	3.5	163-0	327	194	28	144	1348	11.5



IOWA HAWKEYE BASKETBALL

Updated Iowa Player Bio

Zach McCabe



15

Sr., 6-7, 235, Forward
Sioux City, Iowa
Bishop Heelan HS

- Team co-captain
- Scored in double figures eight of the last 13 games, and 28 career times
- Ranks fifth in team scoring (7.9)
- Shooting at a 41 percent clip from 3-point range (16-of-39)
- Made at least one 3-pointer in six of the last nine games
- Went 14-of-28 from the field, and 8-of-16 from 3-point range in three games at Battle 4 Atlantis
- Averaged 13 points in three games at Battle 4 Atlantis
- Netted a season-high 14 points against UTEP and Villanova
- Grabbed a game-high seven rebounds in win over Arkansas-Pine Bluff

Personal Bests

Points: 20, 3x, last vs. Dayton, 3/13/12
Rebounds: 10 vs. Minnesota, 2/1/12
FGM: 9, 2x, last vs. Dayton, 3/13/12
FGA: 13, 2x, last at Purdue, 1/17/12
3-pt FG: 4, 2x, last vs. Villanova, 11/30/13
3-pt FGA: 7, 2x, last vs. Villanova, 11/30/13
FTM: 7 vs. Minnesota, 2/17/13
FTA: 7, 3x, last vs. Minnesota, 2/17/13
Assists: 4 vs. Minnesota, 2/1/12
Steals: 4, 2x, last vs. Penn State, 1/31/13
Blocks: 2, at Penn State, 2/16/12
Minutes: 36 at Purdue, 1/17/12

2013-14 Game-by-Game

Opponent	Date	gs	min	Total		3-Pointers		Free throws		Rebounds				pf	a	t/o	blk	stl	pts	avg
				fg-fga	pct	3fg-fga	pct	ft-fa	pct	off	def	tot	avg							
UNC WILMINGTON	11/08/13	19	2-5	.400	0-1	.000	1-2	.500	3	4	7	7.0	0	1	1	0	0	0	5	5.0
NEBRASKA-OMAHA	11/10/13	20	3-6	.500	1-1	1.000	5-6	.833	2	1	3	5.0	3	0	2	0	1	12	8.5	
MD. EASTERN SHORE	11/14/13	12	4-7	.571	2-3	.667	1-2	.500	2	3	5	5.0	0	1	0	0	1	11	9.3	
ABILENE CHRISTIAN	11/17/13	17	4-5	.800	2-3	.667	0-0	.000	0	3	3	4.5	2	3	1	0	0	10	9.5	
PENN	11/22/13	8	0-2	.000	0-1	.000	1-2	.500	0	2	2	4.0	3	0	1	0	1	1	7.8	
vs Xavier	11/28/13	19	4-9	.444	1-4	.250	2-2	1.000	2	1	3	3.8	5	0	0	0	1	11	8.3	
vs UTEP	11/29/13	14	5-8	.625	3-5	.600	1-2	.500	2	0	2	3.6	1	2	0	0	0	14	9.1	
vs Villanova	11/30/13	23	5-11	.455	4-7	.571	0-0	.000	2	0	2	3.4	5	2	4	0	0	14	9.8	
NOTRE DAME	12/03/13	22	3-5	.600	1-1	1.000	3-3	1.000	1	2	3	3.3	4	1	0	0	0	10	9.8	
vs Drake	12/07/13	17	2-6	.333	1-4	.250	2-2	1.000	3	1	4	3.4	1	0	0	0	0	7	9.5	
FAIRLEIGH DICKINSON	12/09/13	16	2-6	.333	1-3	.333	5-6	.833	1	0	1	3.2	0	2	0	0	1	10	9.5	
at Iowa State	12/13/13	15	0-7	.000	0-4	.000	0-0	.000	1	2	3	3.2	4	0	1	0	0	0	8.8	
ARKANSAS PINE BLUFF	12/22/13	16	1-5	.200	0-2	.000	0-0	.000	0	7	7	3.5	0	2	0	0	0	2	8.2	
NEBRASKA	12/31/13	11	1-4	.250	0-0	.000	1-3	.333	0	1	1	3.3	3	1	0	0	1	3	7.9	
Totals		0	229	36-86	.419	16-39	.410	22-30	.733	19	27	46	3.3	31	15	10	0	6	110	7.9

Games played: 14
 Minutes/game: 16.4
 Points/game: 7.9
 FG Pct: 41.9
 3FG Pct: 41.0
 FT Pct: 73.3

Rebounds/game: 3.3
 Assists/game: 1.1
 Turnovers/game: 0.7
 Assist/turnover ratio: 1.5
 Steals/game: 0.4

CAREER STATISTICS

YEAR	G/GS	FG-A	PCT	3-PT	PCT	FT-A	PCT	RB	AVG	PF-FO	AS	TO	BK	ST	PTS	AVG
Fresh.	31/2	59-169	.349	24-84	.286	37-46	.804	111	3.6	69-3	24	48	1	22	179	5.8
Soph.	35/30	99-200	.495	22-49	.449	53-71	.746	161	4.6	119-7	36	60	9	29	273	7.8
Junior	38/7	73-195	.374	31-97	.320	41-54	.759	141	3.7	100-1	48	40	5	30	218	5.7
Senior	14/0	36-86	.419	16-39	.410	22-30	.733	46	3.3	31-2	15	10	0	6	110	7.9
TOTALS	118/39	267-650	.411	93-269	.346	153-201	.761	459	3.9	319-13	123	158	15	87	780	6.6



IOWA HAWKEYE BASKETBALL

Updated Iowa Player Bio

Kyle Meyer



42

Fr.-RS, 6-10, 225, Forward
Alpharetta, Ga.
Northview HS

- Redshirted last season
- Played in eight career games, scoring in three contests
- Scored two points, grabbed three rebounds and had an assist in win over UNC Wilmington
- Posted career bests in rebounds (7), scoring (3) and assists (2) in win over Maryland Eastern Shore
- Had three rebounds in victory over Penn
- Grabbed a rebound in victory over UTEP

Personal Bests

Points: 3 vs. Md. Eastern Shore, 11/14/13
Rebounds: 7 vs. Md. Eastern Shore, 11/14/13
FGM: 1, 2x, last vs. Md. Eastern Shore, 11/14/13
FGA: 3 vs. Md. Eastern Shore, 11/14/13
3-pt FG: 1 vs. Md. Eastern Shore, 11/14/13
3-pt FGA: 2 vs. Md. Eastern Shore, 11/14/13
FTM: 1 vs. ACU, 11/17/13
FTA: 2 vs. ACU, 11/17/13
Assists: 2 vs. Md. Eastern Shore, 11/14/13
Steals: 1 vs. ACU, 11/17/13
Blocks: - - -
Minutes: 8, 2x, last vs. ACU, 11/17/13

2013-14 Game-by-Game

Opponent	Date	gs	min	Total		3-Pointers		Free throws		Rebounds				pf	a	t/o	blk	stl	pts	avg
				fg-fga	pct	3fg-fga	pct	ft-fa	pct	off	def	tot	avg							
UNC WILMINGTON	11/08/13	6	1-2	.500	0-0	.000	0-0	.000	0-0	1	2	3	3.0	0	1	2	0	0	2	2.0
MD. EASTERN SHORE	11/14/13	8	1-3	.333	1-2	.500	0-0	.000	0-0	1	6	7	5.0	2	2	2	0	0	3	2.5
ABILENE CHRISTIAN	11/17/13	8	0-0	.000	0-0	.000	1-2	.500	0-0	1	0	1	3.7	0	1	0	0	1	1	2.0
PENN	11/22/13	5	0-2	.000	0-1	.000	0-0	.000	0-0	1	2	3	3.5	0	0	0	0	0	0	1.5
vs UTEP	11/29/13	8	0-1	.000	0-1	.000	0-0	.000	0-0	0	1	1	3.0	1	0	0	0	0	0	1.2
vs Drake	12/07/13	1	0-0	.000	0-0	.000	0-0	.000	0-0	0	0	0	2.5	0	0	0	0	0	0	1.0
FAIRLEIGH DICKINSON	12/09/13	5	0-0	.000	0-0	.000	0-0	.000	0-0	0	0	0	2.1	0	0	0	0	0	0	0.9
ARKANSAS PINE BLUFF	12/22/13	6	0-1	.000	0-0	.000	0-0	.000	0-0	0	0	0	1.9	2	0	1	0	0	0	0.8
Totals		0	47	2-9	.222	1-4	.250	1-2	.500	4	11	15	1.9	5	4	5	0	1	6	0.8

Games played: 8
 Minutes/game: 5.9
 Points/game: 0.8
 FG Pct: 22.2
 3FG Pct: 25.0
 FT Pct: 50.0

Rebounds/game: 1.9
 Assists/game: 0.5
 Turnovers/game: 0.6
 Assist/turnover ratio: 0.8
 Steals/game: 0.1

CAREER STATISTICS

YEAR	G/GS	FG-A	PCT	3-PT	PCT	FT-A	PCT	RB	AVG	PF-FO	AS	TO	BK	ST	PTS	AVG
Fresh.	8/0	2-9	.222	1-4	.250	1-2	.500	15	1.9	5-0	4	5	0	1	6	0.8





IOWA HAWKEYE BASKETBALL

Updated Iowa Player Bio

Josh Oglesby



2

Jr., 6-5, 208, Guard
Cedar Rapids, Iowa
Washington HS

- Scored in double figures 13 career times, including once this season
- Broke a bone in his right foot on Nov. 6, and returned to return to action, Dec. 22, vs. Arkansas-Pine Bluff
- Made first four 3-pointers in season debut, finishing with 13 points in win over Arkansas-Pine Bluff

Personal Bests

Points: 24 at Indiana, 1/29/12
Rebounds: 5, 2x, last vs. Wichita State, 11/21/12
FGM: 8 at Indiana, 1/29/12
FGA: 12 at Indiana, 1/29/12
3-pt FG: 6 at Indiana, 1/29/12
3-pt FGA: 11 at Wisconsin, 2/6/13
FTM: 5 vs. Indiana, 2/19/12
FTA: 6 vs. Indiana, 2/19/12
Assists: 4, 2x, last vs. Northwestern, 1/13/13
Steals: 2, 3x, last at Minnesota, 2/3/13
Blocks: 2 vs. Wichita State, 11/21/12
Minutes: 36 vs. Indiana, 2/19/12

2013-14 Game-by-Game

Opponent	Date	gs	min	Total		3-Pointers		Free throws		Rebounds				pf	a	t/o	blk	stl	pts	avg
				fg-fga	pct	3fg-fga	pct	ft-fa	pct	off	def	tot	avg							
ARKANSAS PINE BLUFF	12/22/13	20		4-5	.800	4-5	.800	1-2	.500	0	2	2	2.0	0	2	2	0	1	13	13.0
NEBRASKA	12/31/13	11		0-2	.000	0-1	.000	0-0	.000	0	0	0	1.0	1	0	1	1	0	0	6.5
Totals		0	31	4-7	.571	4-6	.667	1-2	.500	0	2	2	1.0	1	2	3	1	1	13	6.5

Games played: 2
 Minutes/game: 15.5
 Points/game: 6.5
 FG Pct: 57.1
 3FG Pct: 66.7
 FT Pct: 50.0

Rebounds/game: 1.0
 Assists/game: 1.0
 Turnovers/game: 1.5
 Assist/turnover ratio: 0.7
 Steals/game: 0.5
 Blocks/game: 0.5

CAREER STATISTICS

YEAR	G/GS	FG-A	PCT	3-PT	PCT	FT-A	PCT	RB	AVG	PF-FO	AS	TO	BK	ST	PTS	AVG
Fresh.	35/5	76-191	.398	45-121	.372	26-36	.722	59	1.7	26-0	41	15	2	7	223	6.4
Soph.	37/2	52-190	.274	42-156	.269	19-24	.792	50	1.4	19-0	38	19	3	12	165	4.5
Junior	2/0	4-7	.571	4-6	.667	1-2	.500	2	1.0	1-0	2	3	1	1	13	6.5
TOTALS	74/7	132-388	.340	91-283	.322	46-62	.742	111	1.5	46-0	81	37	6	20	401	5.4



IOWA HAWKEYE BASKETBALL

Updated Iowa Player Bio

Gabriel Olaseni



0

Jr., 6-10, 225, Center
London, England
Sunrise Christian Academy

- Posted two double-doubles this season (Xavier and Fairleigh Dickinson)
- Rejected at least three shots five times this season
- Leads the team in rejections (26), and ranks sixth in the Big Ten in blocks per game (1.85)
- Netted double figures four times this season
- Blocked a season-high five shots, while also scoring eight points and grabbing seven rebounds in win over UNC Wilmington
- Had eight points and six rebounds in victory over Penn
- Averaged eight boards and 5.3 points, while shooting .909 (10-11) percent from the free-throw line in Battle 4 Atlantis Tournament
- Made a career-high eight free throws (nine attempts) and grabbed a personal-best 11 rebounds in win over Xavier
- Tallied nine points and cleared five rebounds in win over Notre Dame

Personal Bests

Points: 14 vs. Coppin State, 12/22/12
Rebounds: 11 vs. Xavier, 11/28/13
FGM: 6 vs. Coppin State, 12/22/12
FGA: 8, 2x, last at Michigan, 1/6/13
FTM: 8 vs. Xavier, 11/28/13
FTA: 9 vs. Xavier, 11/28/13
Assists: 3 vs. Nebraska, 3/9/13
Steals: 2, 2x, last vs. SC State, 12/19/12
Blocks: 7 vs. Illinois, 3/5/13
Minutes: 29 vs. Xavier, 11/28/13

2013-14 Game-by-Game

		Total				3-Pointers		Free throws		Rebounds										
Opponent	Date	gs	min	fg-fga	pct	3fg-fga	pct	ft-fa	pct	off	def	tot	avg	pf	a	t/o	blk	stl	pts	avg
UNC WILMINGTON	11/08/13	17	1-8	.125	0-0	.000	6-8	.750	3	4	7	7.0	1	0	0	5	0	8	8.0	
NEBRASKA-OMAHA	11/10/13	13	0-1	.000	0-0	.000	0-0	.000	1	0	1	4.0	2	0	1	1	0	0	4.0	
MD. EASTERN SHORE	11/14/13	13	5-10	.500	0-0	.000	0-2	.000	5	0	5	4.3	2	0	1	3	0	10	6.0	
ABILENE CHRISTIAN	11/17/13	16	4-5	.800	0-0	.000	2-4	.500	1	2	3	4.0	1	0	0	1	0	10	7.0	
PENN	11/22/13	16	3-6	.500	0-0	.000	2-3	.667	3	3	6	4.4	3	0	3	3	1	8	7.2	
vs Xavier	11/28/13	29	1-5	.200	0-0	.000	8-9	.889	7	4	11	5.5	4	1	0	4	0	10	7.7	
vs UTEP	11/29/13	15	1-4	.250	0-0	.000	2-2	1.000	4	4	8	5.9	2	1	1	0	0	4	7.1	
vs Villanova	11/30/13	18	1-1	1.000	0-0	.000	0-0	.000	1	4	5	5.8	0	0	0	3	0	2	6.5	
NOTRE DAME	12/03/13	11	3-5	.600	0-0	.000	3-4	.750	3	2	5	5.7	3	2	1	1	0	9	6.8	
vs Drake	12/07/13	17	0-2	.000	0-0	.000	3-4	.750	1	1	2	5.3	2	0	1	2	1	3	6.4	
FAIRLEIGH DICKINSON	12/09/13	19	5-11	.455	0-0	.000	4-5	.800	3	7	10	5.7	1	1	0	0	0	14	7.1	
at Iowa State	12/13/13	10	1-1	1.000	0-0	.000	0-0	.000	0	0	0	5.3	2	1	0	0	0	2	6.7	
ARKANSAS PINE BLUFF	12/22/13	16	2-4	.500	0-0	.000	2-2	1.000	4	2	6	5.3	4	2	2	1	1	6	6.6	
NEBRASKA	12/31/13	12	1-1	1.000	0-0	.000	0-0	.000	1	4	5	5.3	1	0	1	2	0	2	6.3	
Totals		0	222	28-64	.438	0-0	.000	32-43	.744	37	37	74	5.3	28	8	11	26	4	88	6.3

Games played: 14
 Minutes/game: 15.9
 Points/game: 6.3
 FG Pct: 43.8
 FT Pct: 74.4

Rebounds/game: 5.3
 Assists/game: 0.6
 Turnovers/game: 0.8
 Assist/turnover ratio: 0.7
 Steals/game: 0.3
 Blocks/game: 1.9

CAREER STATISTICS

YEAR	G/GS	FG-A	PCT	3-PT	PCT	FT-A	PCT	RB	AVG	PF-FO	AS	TO	BK	ST	PTS	AVG
Fresh.	18/0	9-19	.474	0-0	.000	8-13	.615	22	1.2	12-0	3	9	8	4	26	1.4
Soph.	37/0	37-71	.521	0-0	.000	25-36	.694	96	2.6	53-0	8	18	36	7	99	2.7
Junior	14/0	28-64	.438	0-0	.000	32-43	.744	74	5.3	28-0	8	11	26	4	88	6.3
TOTALS	69/0	74-154	.481	0-0	.000	65-92	.707	192	2.8	93-0	19	38	70	15	213	3.1



IOWA HAWKEYE BASKETBALL

Updated Iowa Player Bio

Darius Stokes



35

Jr., 6-7, 208, Forward
Cedar Rapids, Iowa
Linn-Mar HS

- Earned a scholarship this summer after being a non-scholarship athlete
- Saw action in 30 career games, including seven this season
- Missed the Abilene Christian game due to an injured foot, but played in next outing against Penn
- Saw three minutes of action in win over UTEP
- Grabbed a rebound in five minutes of action in win over Fairleigh Dickinson

Personal Bests

Points: 2, 5x, last vs. Minnesota, 2/17/13
Rebounds: 5 vs. SC State, 12/19/12
FGM: 1, 5x, last vs. Minnesota, 2/17/13
FGA: 4, vs. A&M-CC, 12/1/12
3-pt FG: - - -
3-pt FGA: 2 vs. SC State, 12/19/12
FTM: 1, 2x, last vs. Coppin St, 12/22/12
FTA: 2, 2x, last vs. Coppin St, 12/22/12
Assists: 1, 3x, last vs. UTPA, 11/9/12
Steals: 1 vs. Clemson, 11/29/11
Blocks: 1, 4x, last vs. Nebraska, 3/9/13
Minutes: 9 vs. UNC Wilmington, 11/8/13

2013-14 Game-by-Game

Opponent	Date	gs	min	Total		3-Pointers		Free throws		Rebounds				pf	a	t/o	blk	stl	pts	avg
				fg-fga	pct	3fg-fga	pct	ft-fa	pct	off	def	tot	avg							
UNC WILMINGTON	11/08/13	9		0-1	.000	0-0	.000	0-0	.000	0	0	0	0.0	3	0	1	0	0	0	0.0
MD. EASTERN SHORE	11/14/13	8		1-3	.333	0-0	.000	0-0	.000	0	0	0	0.0	1	0	0	0	0	2	1.0
PENN	11/22/13	3		0-1	.000	0-0	.000	0-0	.000	1	1	2	0.7	1	0	0	0	0	0	0.7
vs UTEP	11/29/13	3		0-0	.000	0-0	.000	0-0	.000	0	0	0	0.5	0	0	0	0	0	0	0.5
vs Drake	12/07/13	1		0-0	.000	0-0	.000	0-0	.000	0	0	0	0.4	0	0	0	0	0	0	0.4
FAIRLEIGH DICKINSON	12/09/13	5		0-1	.000	0-0	.000	0-0	.000	0	1	1	0.5	0	0	0	0	0	0	0.3
at Iowa State	12/13/13	1		0-0	.000	0-0	.000	0-0	.000	0	0	0	0.4	1	0	0	0	0	0	0.3
ARKANSAS PINE BLUFF	12/22/13	6		0-0	.000	0-0	.000	1-2	.500	0	0	0	0.4	1	0	1	0	0	1	0.4
Totals		0	36	1-6	.167	0-0	.000	1-2	.500	1	2	3	0.4	7	0	2	0	0	3	0.4

Games played: 8
 Minutes/game: 4.5
 Points/game: 0.4
 FG Pct: 16.7
 FT Pct: 50.0

Rebounds/game: 0.4
 Turnovers/game: 0.3

CAREER STATISTICS

YEAR	G/GS	FG-A	PCT	3-PT	PCT	FT-A	PCT	RB	AVG	PF-FO	AS	TO	BK	ST	PTS	AVG
Fresh.	12/0	2-5	.400	0-0	.000	0-0	.000	9	0.8	6-0	2	2	2	1	4	0.3
Soph.	12/0	3-11	.273	0-3	.000	2-5	.400	15	1.3	3-0	1	6	2	0	8	0.7
Junior	8/0	1-6	.167	0-0	.000	1-2	.500	3	0.4	7-0	0	2	0	0	3	0.4
TOTALS	32/0	6-22	.273	0-3	.000	3-7	.429	27	0.8	16-0	3	10	4	1	15	0.5



IOWA HAWKEYE BASKETBALL

Updated Iowa Player Bio

Okey Ukah



32

So., 6-5, 217, Forward
Iowa City, Iowa
West HS
Kirkwood CC

- Non-scholarship athlete
- Played in eight career games
- Scored one point and grabbed two rebounds in five minutes of action against Maryland Eastern Shore
- Scored two points in win over UTEP
- Equaled a career high with two rebounds in win over FDU

Personal Bests

Points: 1 vs. Md. Eastern Shore, 11/14/13
Rebounds: 2, 2x, last vs. FDU, 12/9/13
FGM: 1 vs. UTEP, 11/29/13
FGA: 1 2x, last vs. UTEP, 11/29/13
3-pt FG: ---
3-pt FGA: ---
FTM: 1 vs. Md. Eastern Shore, 11/14/13
FTA: 2 vs. Md. Eastern Shore, 11/14/13
Assists: ---
Steals: ---
Blocks: 1 vs. Md. Eastern Shore, 11/14/13
Minutes: 5, 2x, last vs. FDU, 12/9/13

2013-14 Game-by-Game

Opponent	Date	gs	min	Total		3-Pointers		Free throws		Rebounds				pf	a	t/o	blk	stl	pts	avg
				fg-fga	pct	3fg-fga	pct	ft-fa	pct	off	def	tot	avg							
UNC WILMINGTON	11/08/13	4		0-0	.000	0-0	.000	0-0	.000	0	1	1	1.0	0	0	0	0	0	0	0.0
MD. EASTERN SHORE	11/14/13	5		0-1	.000	0-0	.000	1-2	.500	1	1	2	1.5	0	0	0	1	0	1	0.5
ABILENE CHRISTIAN	11/17/13	2		0-0	.000	0-0	.000	0-0	.000	0	0	0	1.0	0	0	0	0	0	0	0.3
PENN	11/22/13	3		0-0	.000	0-0	.000	0-0	.000	0	0	0	0.8	0	0	0	0	0	0	0.3
vs UTEP	11/29/13	3		1-1	1.000	0-0	.000	0-0	.000	0	0	0	0.6	0	0	0	0	0	2	0.6
vs Drake	12/07/13	1		0-0	.000	0-0	.000	0-0	.000	0	0	0	0.5	0	0	0	0	0	0	0.5
FAIRLEIGH DICKINSON	12/09/13	5		0-2	.000	0-0	.000	0-0	.000	0	2	2	0.7	0	0	1	0	0	0	0.4
ARKANSAS PINE BLUFF	12/22/13	2		0-0	.000	0-0	.000	0-0	.000	0	0	0	0.6	0	0	0	0	0	0	0.4
Totals		0	25	1-4	.250	0-0	.000	1-2	.500	1	4	5	0.6	0	0	1	1	0	3	0.4

Games played: 8
 Minutes/game: 3.1
 Points/game: 0.4
 FG Pct: 25.0
 FT Pct: 50.0

Rebounds/game: 0.6
 Turnovers/game: 0.1
 Blocks/game: 0.1

CAREER STATISTICS

YEAR	G/GS	FG-A	PCT	3-PT	PCT	FT-A	PCT	RB	AVG	PF-FO	AS	TO	BK	ST	PTS	AVG
Soph.	8/0	1-4	.250	0-0	.000	1-2	.500	5	0.6	0-0	0	1	1	0	3	0.4



IOWA HAWKEYE BASKETBALL

Updated Iowa Player Bio

Jarrold Uthoff



20

So., 6-9, 208, Forward
Cedar Rapids, Iowa
Jefferson HS
Wisconsin

- Leads the team in rebounding (6.5), ranks second in blocks (19) and third in scoring (10.9)
- One of only eight Division I players to average better than 10.5 points and 6.5 rebounds per game
- Netted double figures nine times, including the last six games
- Two double-doubles (UMES and FDU)
- Has missed only nine free throws (44-53)
- Ranks sixth in the Big Ten in free throw percentage (.830) and 10th in rebounding (6.5)
- Pulled down seven or more rebounds in six contests
- Scored 14 points, blocked four shots and grabbed seven rebounds in first career game in win over UNC Wilmington
- Tallied a personal-best 19 points, missing only one shot (6-7 FG, 6-6 FT) in victory over Penn
- Grabbed 10 boards, scored eight points and went 2-2 from 3-point range in win over UTEP
- Netted eight of his 17 points at the foul line in win over Notre Dame
- Scored 13 points and grabbed a game-high nine boards in win over Drake

2013-14 Game-by-Game

Opponent	Date	gs	min	Total		3-Pointers		Free throws		Rebounds				pf	a	t/o	blk	stl	pts	avg
				fg-fga	pct	3fg-fga	pct	ft-fa	pct	off	def	tot	avg							
UNC WILMINGTON	11/08/13	19	5-8	.625	1-1	1.000	3-3	1.000	1	6	7	7.0	1	0	0	4	0	14	14.0	
NEBRASKA-OMAHA	11/10/13	23	2-6	.333	0-1	.000	5-6	.833	4	3	7	7.0	1	1	2	1	0	9	11.5	
MD. EASTERN SHORE	11/14/13	18	3-7	.429	0-1	.000	5-6	.833	4	7	11	8.3	2	0	2	1	0	11	11.3	
ABILENE CHRISTIAN	11/17/13	23	2-4	.500	0-0	.000	2-2	1.000	0	5	5	7.5	1	3	0	3	1	6	10.0	
PENN	11/22/13	21	6-7	.857	1-1	1.000	6-6	1.000	1	3	4	6.8	0	2	2	1	1	19	11.8	
vs Xavier	11/28/13	17	0-3	.000	0-2	.000	0-0	.000	0	4	4	6.3	1	1	1	0	1	0	9.8	
vs UTEP	11/29/13	25	3-5	.600	2-2	1.000	0-0	.000	2	8	10	6.9	3	0	2	2	0	8	9.6	
vs Villanova	11/30/13	18	2-5	.400	0-0	.000	2-2	1.000	0	4	4	6.5	3	2	0	2	0	6	9.1	
NOTRE DAME	12/03/13	24	4-6	.667	1-1	1.000	8-10	.800	1	5	6	6.4	1	1	1	1	0	17	10.0	
vs Drake	12/07/13	21	4-8	.500	1-3	.333	4-4	1.000	3	6	9	6.7	1	0	0	2	0	13	10.3	
FAIRLEIGH DICKINSON	12/09/13	19	4-5	.800	1-1	1.000	1-3	.333	3	7	10	7.0	0	0	0	0	0	10	10.3	
at Iowa State	12/13/13	17	5-10	.500	0-2	.000	2-2	1.000	1	4	5	6.8	4	0	0	0	1	12	10.4	
ARKANSAS PINE BLUFF	12/22/13	26	6-8	.750	3-4	.750	1-2	.500	1	4	5	6.7	0	3	4	1	1	16	10.8	
NEBRASKA	12/31/13	22	3-4	.750	0-0	.000	5-7	.714	0	4	4	6.5	0	0	2	1	0	11	10.9	
Totals		0	293	49-86	.570	10-19	.526	44-53	.830	21	70	91	6.5	18	13	16	19	5	152	10.9

Games played: 14
 Minutes/game: 20.9
 Points/game: 10.9
 FG Pct: 57.0
 3FG Pct: 52.6
 FT Pct: 83.0

Rebounds/game: 6.5
 Assists/game: 0.9
 Turnovers/game: 1.1
 Assist/turnover ratio: 0.8
 Steals/game: 0.4
 Blocks/game: 1.4

- Tallied a team-high 16 points, bolstered by sinking a career-high three 3-pointers, in win over Arkansas-Pine Bluff
- Collected 11 points, all in the second half, and four rebounds in win over Nebraska

Personal Bests

Points: 19 vs. Penn, 11/22/13
Rebounds: 11 vs. Md. Eastern Shore, 11/14/13
FGM: 6, 2x, last vs. Ark-Pine Bluff, 12/22/13
FGA: 10 vs. Iowa State 12/13/13
3-pt FG: 3, vs. Ark-Pine Bluff, 12/22/13
3-pt FGA: 4, vs. Ark-Pine Bluff, 12/22/13
FTM: 8 vs. Notre Dame, 12/3/13
FTA: 10 vs. Notre Dame, 12/3/13
Assists: 3, 2x, last vs. Ark-Pine Bluff, 12/22/13
Steals: 1, 4x, last vs. Ark-Pine Bluff, 12/22/13
Blocks: 4 vs. UNC Wilmington, 11/8/13
Minutes: 26 vs. Ark-Pine Bluff, 12/22/13

CAREER STATISTICS

YEAR	G/GS	FG-A	PCT	3-PT	PCT	FT-A	PCT	RB	AVG	PF-FO	AS	TO	BK	ST	PTS	AVG
Soph.	14/0	49-86	.570	10-19	.526	44-53	.830	91	6.5	18-0	13	16	19	5	152	10.9



IOWA HAWKEYE BASKETBALL

Updated Iowa Player Bio

Aaron White



30

Jr., 6-9, 220, Forward
Strongsville, Ohio
Strongsville HS

- Averaged 15.3 points and 8.7 rebounds the last three outings
- Netted career points No. 1,000 against Notre Dame on Dec. 3
- Scored in double figures in 8-of-14 games and 52 career times
- Has 10 career double-doubles, including two this season (Nebraska-Omaha & Iowa State)
- Ranks first in the Big Ten in field goal percentage (.660), fourth in free throw percentage (.833), 12th in rebounding (6.3), and 19th in scoring (13.2)
- Has missed only 10 free throws (50-of-60)
- Has made 19 of his last 28 field goals (.678)
- Tallied 20+ points in back-to-back games (Nebraska-Omaha and UMES)
- Averaged 12 points & 4.3 boards at Battle 4 Atlantis
- Scored a game-high 17 points and grabbed four boards in win over UTEP
- Netted nine points against Villanova
- Amassed 20 points, seven rebounds and seven assists in win over Notre Dame, becoming the first Hawkeye to post those numbers in a game since Jake Kelly in the 2008-09 season

2013-14 Game-by-Game

Opponent	Date	gs	min	Total		3-Pointers		Free throws		Rebounds				pf	a	t/o	blk	stl	pts	avg	
				fg-fga	pct	3fg-fga	pct	ft-fa	pct	off	def	tot	avg								
UNC WILMINGTON	11/08/13	*	19	4-6	.667	0-0	.000	2-2	1.000	0	6	6	6.0	0	2	2	0	1	10	10.0	
NEBRASKA-OMAHA	11/10/13	*	33	5-10	.500	0-2	.000	10-12	.833	4	11	15	10.5	2	2	4	0	1	20	15.0	
MD. EASTERN SHORE	11/14/13	*	17	9-10	.900	0-1	.000	4-5	.800	0	3	3	8.0	0	2	2	0	1	22	17.3	
ABILENE CHRISTIAN	11/17/13	*	17	4-5	.800	0-0	.000	1-1	1.000	0	7	7	7.8	1	3	2	0	1	9	15.3	
PENN	11/22/13	*	22	2-6	.333	0-0	.000	3-5	.600	2	5	7	7.6	0	0	0	0	1	7	13.6	
vs Xavier	11/28/13	*	34	3-7	.429	0-2	.000	4-5	.800	2	4	6	7.3	0	3	3	2	0	10	13.0	
vs UTEP	11/29/13	*	19	5-6	.833	0-0	.000	7-7	1.000	1	3	4	6.9	0	1	0	1	0	17	13.6	
vs Villanova	11/30/13	*	30	2-4	.500	1-1	1.000	4-5	.800	1	2	3	6.4	5	2	5	0	1	9	13.0	
NOTRE DAME	12/03/13	*	36	7-9	.778	0-0	.000	6-6	1.000	3	4	7	6.4	1	7	2	1	0	20	13.8	
vs Drake	12/07/13	*	22	3-5	.600	0-1	.000	1-2	.500	2	0	2	6.0	2	2	1	1	0	7	13.1	
FAIRLEIGH DICKINSON	12/09/13	*	16	3-4	.750	0-0	.000	2-2	1.000	1	1	2	5.6	1	3	1	0	3	8	12.6	
at Iowa State	12/13/13	*	32	11-15	.733	1-1	1.000	2-2	1.000	5	12	17	6.6	2	1	3	1	1	25	13.7	
ARKANSAS PINE BLUFF	12/22/13	*	8	3-3	1.000	0-0	.000	2-2	1.000	0	2	2	6.2	0	0	0	0	1	8	13.2	
NEBRASKA	12/31/13	*	37	5-10	.500	1-3	.333	2-4	.500	0	7	7	6.3	2	2	1	0	2	13	13.2	
Totals			14	342	66-100	.660	3-11	.273	50-60	.833	21	67	88	6.3	16	30	26	6	13	185	13.2

Games played: 14
Minutes/game: 24.4
Points/game: 13.2
FG Pct: 66.0
3FG Pct: 27.3
FT Pct: 83.3

Rebounds/game: 6.3
Assists/game: 2.1
Turnovers/game: 1.9
Assist/turnover ratio: 1.2
Steals/game: 0.9
Blocks/game: 0.4

- First Hawkeye in 10 years to amass 25 points and 17 rebounds in a single-game when he accomplished the feat at #16 Iowa State
- Collected a team-high two steals to go along with 13 points and seven rebounds in win over Nebraska

Personal Bests

Points: 27 vs. Penn State, 1/31/13
Rebounds: 17 at Iowa State, 12/13/13
FGM: 11 at Iowa State, 12/13/13
FGA: 17 at Oregon, 3/18/12
3-pt FG: 2, 5x, last at Purdue, 1/27/13
3-pt FGA: 5 at Oregon, 3/18/13
FTM: 13 vs. Wisconsin, 1/19/13
FTA: 15 vs. Wisconsin, 1/19/13
Assists: 7 vs. Notre Dame, 12/3/13
Steals: 4, 2x, last at Indiana, 3/2/13
Blocks: 3, 3x, last vs. Minnesota, 2/17/13
Minutes: 37 vs. Nebraska, 12/31/13

CAREER STATISTICS

YEAR	G/GS	FG-A	PCT	3-PT	PCT	FT-A	PCT	RB	AVG	PF-FO	AS	TO	BK	ST	PTS	AVG
Fresh.	35/14	136-270	.504	17-61	.279	100-143	.699	199	5.7	73-2	31	49	23	31	389	11.1
Soph.	38/38	140-299	.468	15-66	.234	193-258	.748	234	6.2	54-0	51	62	27	41	488	12.8
Junior	14/14	66-100	.660	3-11	.273	50-60	.833	88	6.3	16-1	30	26	6	13	185	13.2
TOTALS	87/66	342-669	.511	35-138	.254	343-461	.744	521	6.0	143-3	112	137	56	85	1062	12.2



IOWA HAWKEYE BASKETBALL

Updated Iowa Player Bio

Adam Woodbury



34

So., 7-1, 245, Center
Sioux City, Iowa
East HS

- Missed only seven free throws this season (18-of-25)
- Averaged 7.1 points the last seven outings and averaged nine points the last two contests
- Collected two steals in two of the last three games
- Scored five or more points 10 times this year
- Started all 52 games of his career, 38 as a freshman
- Netted seven points (3-3 FG, 1-1 FT) against Villanova
- Collected six points and six rebounds in win over Drake
- Scored eight points and snagged three rebounds in win over FDU
- Snagged a career-high 11 rebounds and equaled a personal-best two steals at #16 Iowa State
- Tallied a season-high 10 points to go along with career bests in assists (4) and steals (2) in win over Arkansas-Pine Bluff
- Had eight points and four rebounds in win over Nebraska

Personal Bests

Points: 13 vs. A&M-CC, 12/1/12
Rebounds: 11 at Iowa State, 12/13/13
FGM: 6 vs. Nebraska, 3/9/13
FGA: 8, 2x, last vs. Maryland, 4/2/13
FTM: 4, vs. Ark-Pine Bluff, 12/22/13
FTA: 5 at Virginia Tech, 11/27/12
Assists: 4 vs. Ark-Pine Bluff, 12/22/13
Steals: 2, 6x, last vs. Ark-Pine Bluff, 12/22/13
Blocks: 3, 3x, last vs. Penn State, 1/31/13
Minutes: 29 vs. Maryland, 4/2/13

2013-14 Game-by-Game

Opponent	Date	gs	min	Total		3-Pointers		Free throws		Rebounds				pf	a	t/o	blk	stl	pts	avg	
				fg-fga	pct	3fg-fga	pct	ft-fa	pct	off	def	tot	avg								
UNC WILMINGTON	11/08/13	*	13	2-6	.333	0-0	.000	0-1	.000	1	4	5	5.0	4	1	0	1	0	4	4.0	
NEBRASKA-OMAHA	11/10/13	*	11	2-4	.500	0-0	.000	1-2	.500	2	1	3	4.0	1	1	3	1	0	5	4.5	
MD. EASTERN SHORE	11/14/13	*	19	1-3	.333	0-0	.000	2-2	1.000	1	5	6	4.7	2	0	1	1	0	4	4.3	
ABILENE CHRISTIAN	11/17/13	*	18	3-4	.750	0-0	.000	3-3	1.000	1	2	3	4.3	3	2	0	0	1	9	5.5	
PENN	11/22/13	*	20	2-6	.333	0-0	.000	2-3	.667	5	3	8	5.0	3	1	0	0	0	6	5.6	
vs Xavier	11/28/13	*	11	1-2	.500	0-0	.000	0-0	.000	1	0	1	4.3	5	1	2	0	0	2	5.0	
vs UTEP	11/29/13	*	14	1-4	.250	0-0	.000	0-0	.000	1	1	2	4.0	4	0	0	0	0	2	4.6	
vs Villanova	11/30/13	*	15	3-3	1.000	0-0	.000	1-1	1.000	0	1	1	3.6	1	0	1	0	0	7	4.9	
NOTRE DAME	12/03/13	*	15	2-3	.667	0-0	.000	2-2	1.000	1	2	3	3.6	1	3	3	0	0	6	5.0	
vs Drake	12/07/13	*	18	2-5	.400	0-0	.000	2-4	.500	3	3	6	3.8	2	1	0	0	1	6	5.1	
FAIRLEIGH DICKINSON	12/09/13	*	19	4-8	.500	0-0	.000	0-1	.000	2	1	3	3.7	3	1	0	1	0	8	5.4	
at Iowa State	12/13/13	*	25	2-5	.400	0-0	.000	1-2	.500	3	8	11	4.3	5	2	1	0	2	5	5.3	
ARKANSAS PINE BLUFF	12/22/13	*	18	3-4	.750	0-0	.000	4-4	1.000	2	2	4	4.3	2	4	2	0	2	10	5.7	
NEBRASKA	12/31/13	*	15	4-5	.800	0-0	.000	0-0	.000	2	2	4	4.3	1	1	1	1	0	8	5.9	
Totals			14	231	32-62	.516	0-0	.000	18-25	.720	25	35	60	4.3	37	18	14	5	6	82	5.9

Games played: 14
 Minutes/game: 16.5
 Points/game: 5.9
 FG Pct: 51.6
 FT Pct: 72.0

Rebounds/game: 4.3
 Assists/game: 1.3
 Turnovers/game: 1.0
 Assist/turnover ratio: 1.3
 Steals/game: 0.4
 Blocks/game: 0.4

CAREER STATISTICS

YEAR	G/GS	FG-A	PCT	3-PT	PCT	FT-A	PCT	RB	AVG	PF-FO	AS	TO	BK	ST	PTS	AVG
Fresh.	38/38	81-166	.488	0-0	.000	26-51	.510	181	4.8	96-1	22	48	29	16	188	4.9
Soph.	14/14	32-62	.516	0-0	.000	18-25	.720	60	4.3	37-2	18	14	5	6	82	5.9
TOTALS	52/52	113-228	.496	0-0	.000	44-76	.579	241	4.6	133-3	40	62	34	22	270	5.2



IOWA HAWKEYE BASKETBALL

Game-by-Game Results

Overall: 12-2 Big Ten: 1-0 Home: 9-0 Away: 0-1 Neutral: 3-1

Date	Opponent	Result	Attend.	Top Scorer	Top Rebounder
Nov. 8	UNC Wilmington	W, 82-39	15,293	14, Jarrod Uthoff	7, McCabe, Uthoff, Olaseni
Nov. 10	Nebraska-Omaha	W, 83-75	14,271	20, Aaron White	15, Aaron White
Nov. 14	Maryland Eastern Shore	W, 109-63	13,374	22, Aaron White	11, Jarrod Uthoff
Nov. 17	Abilene Christian	W, 103-41	14,733	27, Roy Devyn Marble	7, Aaron White
Nov. 22	Penn	W, 86-55	15,400	19, Jarrod Uthoff	8, Adam Woodbury
^ Nov. 28	vs. Xavier	W, 77-74 OT	2,258	30, Roy Devyn Marble	11, Gabriel Olaseni
^ Nov. 29	vs. UTEP	W, 89-53	2,664	17, Aaron White	10, Jarrod Uthoff
^ Nov. 30	vs. Villanova	L, 83-88	2,593	24, Roy Devyn Marble	6, Melsahn Basabe
\$ Dec. 3	Notre Dame	W, 98-93	15,400	20, Aaron White	7, Aaron White
# Dec. 7	vs. Drake	W, 83-66	14,512	15, Melsahn Basabe	9, Jarrod Uthoff
Dec. 9	Fairleigh Dickinson	W, 92-59	13,501	14, Gabriel Olaseni	11, Melsahn Basabe
+ Dec. 13	at #16 Iowa State	L, 82-85	14,384	25, Aaron White	17, Aaron White
Dec. 22	Arkansas-Pine Bluff	W, 86-61	15,400	16, Jarrod Uthoff	7, Zach McCabe
Dec. 31	Nebraska	W, 67-57	15,400	15, Devyn Marble	8, Devyn Marble

^ - Battle 4 Atlantis -- Paradise Island, Bahamas

\$ - Big Ten / ACC Challenge

+ - Iowa Corn Cy-Hawk Series

- Hy-Vee Big Four Classic -- Des Moines, Iowa

* - Big Ten Conference Game

% - Big Ten Tournament -- Indianapolis

Attendance Summary	Games	Totals	Average
Home	9	132,772	14,752
Away	1	14,384	14,384
Neutral	4	22,027	5,506
Totals	14	169,183	12,085



IOWA HAWKEYE BASKETBALL

Game-by-Game Statistics

Team	Score	FG-A	PCT	3-PT. FG	PCT	FT-A	PCT	REB	PF	AS	TO	BS	ST
at Iowa	82	31-67	.463	4-12	.333	16-24	.667	56	10	19	10	12	7
UNC-Wilmington	39	16-72	.222	2-23	.087	5-10	.500	43	20	6	14	1	6
at Iowa	83	21-56	.375	3-14	.214	38-49	.776	49	15	12	18	7	7
Nebraska-Omaha	75	28-71	.394	8-28	.286	11-16	.688	37	30	14	16	2	11
at Iowa	109	35-68	.515	7-17	.412	32-43	.744	57	18	24	12	6	8
Maryland Eastern Shore	63	24-75	.320	4-25	.160	11-18	.611	37	27	9	15	1	8
at Iowa	103	38-61	.623	9-21	.429	18-22	.818	36	10	25	5	5	11
Abilene Christian	41	14-54	.259	3-23	.130	10-12	.833	30	21	6	19	0	3
at Iowa	86	26-66	.394	6-18	.333	28-40	.700	44	17	11	10	5	14
Penn	55	21-58	.362	3-23	.130	10-16	.625	41	29	15	25	4	2
Iowa	77	24-68	.353	6-23	.261	23-34	.676	45	23	17	12	8	6
vs. Xavier	74	25-64	.391	6-24	.250	18-28	.643	49	27	12	19	6	4
Iowa	89	31-59	.525	9-16	.563	18-22	.818	46	17	22	5	4	2
vs. UTEP	53	18-52	.346	5-22	.227	12-21	.571	24	17	11	7	2	4
Iowa	83	29-69	.420	11-24	.458	14-21	.667	36	28	18	17	6	8
vs. Villanova	88	27-63	.429	14-38	.368	20-30	.667	48	19	14	20	7	5
at Iowa	98	33-58	.569	7-13	.538	25-29	.862	36	15	20	12	5	3
Notre Dame	93	35-68	.515	8-17	.471	15-19	.789	26	22	20	7	2	7
Iowa	83	29-64	.453	3-18	.167	22-30	.733	47	15	11	5	6	5
vs. Drake	66	23-58	.397	12-29	.414	8-10	.800	28	21	13	9	1	3
at Iowa	92	34-70	.486	4-11	.364	20-27	.741	54	13	19	8	3	8
Fairleigh Dickinson	59	21-65	.323	7-22	.318	10-14	.714	32	22	11	10	8	7
Iowa	82	32-69	.464	4-17	.235	14-21	.667	49	27	19	11	1	6
at #16 Iowa State	85	28-59	.475	6-17	.353	23-36	.639	35	20	19	10	2	5
at Iowa	86	29-47	.617	10-17	.588	18-27	.667	42	12	22	27	4	10
Arkansas-Pine Bluff	61	22-65	.338	8-26	.308	9-17	.529	27	20	14	18	2	19
at Iowa	67	22-48	.458	1-6	.167	22-39	.564	42	17	10	15	8	6
Nebraska	57	20-67	.299	5-18	.278	12-18	.667	44	28	9	12	1	10



IOWA HAWKEYE BASKETBALL

Season & Career Bests

Season Bests

Player	Points	3-Pointers	Rebounds	Assists	Blocks	Steals
Melsahn Basabe	15, Drake	- - -	11, FDU	1, Omaha	3, Nebraska	3, Villanova
Anthony Clemmons	11, Omaha	2, UA-Pine Bluff	4, UTEP	7, Xavier	2, Omaha	1, seven times
Kyle Denning	3, twice	1, twice	1, three times	2, ACU	- - -	1, ACU
Mike Gesell	11, Iowa State	2, three times	5, Notre Dame	7, twice	1, Villanova	2, seven times
Peter Jok	15, ACU	3, ACU	7, Drake	4, twice	1, twice	2, ACU
Roy Devyn Marble	30, Xavier	4, Xavier	8, Nebraska	6, twice	1, twice	6, Penn
Zach McCabe	14, twice	4, Villanova	7, UNCW	3, ACU	- - -	1, six times
Kyle Meyer	3, UMES	1, UMES	7, UMES	2, UMES	- - -	1, ACU
Josh Oglesby	13, UA-Pine Bluff	4, UA-Pine Bluff	2, UA-Pine Bluff	2, UA-Pine Bluff	1, Nebraska	1, UA-Pine Bluff
Gabriel Olaseni	14, FDU	- - -	11, Xavier	2, twice	5, UNCW	1, four times
Darius Stokes	2, UMES	- - -	2, Penn	- - -	- - -	- - -
Okey Ukah	2, UTEP	- - -	2, twice	- - -	1, UMES	- - -
Jarrold Uthoff	19, Penn	3, UA-Pine Bluff	11, UMES	3, twice	4, UNCW	1, five times
Aaron White	25, Iowa State	1, three times	17, Iowa State	7, Notre Dame	1, three times	3, FDU
Adam Woodbury	10, UA-Pine Bluff	- - -	11, Iowa State	4, UA-Pine Bluff	2, Xavier	2, twice

Career Bests

Player	Points	3-Pointers	Rebounds	Assists	Blocks	Steals
Melsahn Basabe	25, Michigan, '11	- - -	14, Iowa State, '10	2, four times	7, Iowa State, '10	3, Villanova, '13
Anthony Clemmons	14, Iowa State, '12	2, four times	4, four times	9, Coppin St., '12	2, Omaha, '13	3, three times
Kyle Denning	6, SCSU, '12	2, SCSU, '12	1, twice	2, twice	- - -	1, twice
Mike Gesell	23, UNI, '12	4, UNI, '12	6, twice	8, SCSU	1, eleven times	4, Minnesota, '13
Peter Jok	15, ACU, '13	3, ACU, '13	7, Drake, '13	4, twice	1, ACU, '13	2, ACU, '13
Roy Devyn Marble	31, Oregon, '12	7, Oregon, '12	9, Indiana, '12	8, Wisconsin, '12	3, Boise State, '11	6, Penn, '13
Zach McCabe	20, three times	4, four times	10, Minnesota, '12	4, Minnesota, '12	2, twice	4, five times
Kyle Meyer	3, UMES, '13	1, UMES, '13	7, UMES, '13	2, UMES, '13	- - -	1, ACU, '13
Josh Oglesby	24, Indiana, '12	6, Indiana, '12	5, twice	4, two times	2, Wichita St., '12	2, three times
Gabriel Olaseni	14, twice	- - -	11, Xavier, '13	3, Nebraska	7, Illinois, '13	2, twice
Okey Ukah	2, UTEP, '13	- - -	2, twice	- - -	1, UMES, '13	- - -
Jarrold Uthoff	19, Penn, '13	3, UAPB, '13	11, UMES, '13	3, twice	4, UNCW, '13	1, five times
Darius Stokes	2, six times	- - -	5, SCSU, '12	1, three times	1, four times	1, Clemson, '11
Aaron White	27, Penn State, '13	2, four times	17, Iowa State, '13	7, Notre Dame, '13	3, three times	4, twice
Adam Woodbury	13, A&M-CC, '12	- - -	11, Iowa State, '13	4, UA-Pine Bluff, '13	3, three times	2, six times



IOWA HAWKEYE BASKETBALL

Season Highs And Lows/Specialty Statistics

CATEGORY			IOWA		OPPONENTS
<u>Points</u>	High	109	Md. Eastern Shore	93	Notre Dame
	Low	67	Nebraska	39	UNC Wilmington
<u>FG Made</u>	High	38	Abilene Christian	35	Notre Dame
	Low	21	Nebraska-Omaha	14	Abilene Christian
<u>FG Att.</u>	High	70	Fairleigh Dickinson	75	Md. Eastern Shore
	Low	48	Nebraska	52	UTEP
<u>FG%</u>	High	.623	Abilene Christian	.515	Notre Dame
	Low	.353	Xavier	.222	UNC Wilmington
<u>3FG Made</u>	High	11	Villanova	14	Villanova
	Low	1	Nebraska	2	UNC Wilmington
<u>3FG Att.</u>	High	24	Villanova	38	Villanova
	Low	6	Nebraska	17	Notre Dame/Iowa State
<u>3FG%</u>	High	.588	Arkansas-Pine Bluff	.471	Notre Dame
	Low	.167	Drake/Nebraska	.087	UNC Wilmington
<u>FTM</u>	High	38	Nebraska-Omaha	23	Iowa State
	Low	14	Villanova/Iowa State	5	UNC Wilmington
<u>FTA</u>	High	49	Nebraska-Omaha	36	Iowa State
	Low	21	Villanova/Iowa State	10	UNC Wilmington
<u>FT% (min. 10)</u>	High	.862	Notre Dame	.833	Abilene Christian
	Low	.564	Nebraska	.500	UNC Wilmington
<u>Off. Reb.</u>	High	20	Nebraska-Omaha/Xavier	19	UNC Wilmington/Xavier
	Low	5	Abilene Christian	6	UTEP/Drake/Iowa State
<u>Def. Reb.</u>	High	40	UNC Wilmington	32	Villanova
	Low	24	Notre Dame	12	Arkansas-Pine Bluff
<u>Total Reb.</u>	High	57	Md. Eastern Shore	49	Xavier
	Low	36	Three teams	24	UTEP
<u>Assists</u>	High	25	Abilene Christian	20	Notre Dame
	Low	10	Nebraska	6	UNC Wilmington/Abilene Christian
<u>Steals</u>	High	14	Penn	19	Arkansas-Pine Bluff
	Low	2	UTEP	2	Penn
<u>Blocks</u>	High	12	UNC Wilmington	8	Fairleigh Dickinson
	Low	1	Iowa State	0	Abilene Christian
<u>Turnovers</u>	High	27	Arkansas-Pine Bluff	25	Penn
	Low	5	Abilene Christian/UTEP/Drake	7	UTEP/Notre Dame
<u>Fouls</u>	High	28	Villanova	30	Nebraska-Omaha
	Low	10	UNCW/Abilene Christian	17	UTEP

GAME-BY-GAME SPECIALTY STATS

		Pts. Off	Pts. in	2nd	Bench
		TO's	Paint	Chance	Points
Date	Opponent	I-A-Opp.	I-A-Opp.	I-A-Opp.	I-A-Opp.
11/8	UNC-Wilmington	16-7	42-16	14-10	49-16
11/10	Nebraska-Omaha	17-23	30-26	13-19	35-15
11/14	Md.-Eastern Shore	18-21	44-30	16-16	53-19
11/17	Abilene Christian	29-4	46-16	9-5	51-16
11/22	Penn	30-10	30-30	13-14	45-12
11/28	vs. Xavier	22-19	29-38	23-12	24-20
11/29	vs. UTEP	14-2	35-24	14-7	48-24
11/30	vs. Villanova	24-16	30-24	6-17	31-36
12/3	Notre Dame	4-20	38-50	12-15	39-7
12/7	vs. Drake	13-5	42-12	29-5	39-7
12/9	Fairleigh Dickinson	13-6	54-26	24-5	51-28
12/13	at #16 Iowa State	13-12	46-42	13-12	18-19
12/22	Arkansas-Pine Bluff	18-20	32-28	15-7	47-24
12/31	Nebraska	13-13	38-22	11-15	19-12

IOWA AND OPPONENT INDIVIDUAL HIGH PERFORMANCES

CATEGORY		IOWA		OPPONENTS
<u>Points</u>	30	Roy Devyn Marble vs. Xavier	29	Garrick Sherman (Notre Dame)
<u>Field Goals Made</u>	11 (11-15)	Aaron White vs. Iowa State	12 (12-18)	Garrick Sherman (Notre Dame)
<u>Field Goals Attempted</u>	23	Roy Devyn Marble vs. Xavier/Villanova	24 (6-24)	Isaac Smith (Md. Eastern Shore)
<u>Field Goal Percentage (min. 5 made)</u>	.900 (9-10)	Aaron White vs. Md. Eastern Shore	.750 (6-8)	Cedrick Williams (UNCW)
<u>3-Point Field Goals Made</u>	4	Three Players	5 (5-8)	Chris Caird (Drake)
<u>3-Point Field Goals Attempted</u>	10 (4-10)	Roy Devyn Marble vs. Xavier	14 (4-14)	CJ Carter (Nebraska-Omaha)
<u>3-Point Field Goals Pct. (min. 4 made)</u>	.800 (4-5)	Josh Oglesby vs. Ark.-Pine Bluff	.800 (4-5)	Eric Atkins (Notre Dame)
<u>Free Throws Made</u>	11 (11-14)	Roy Devyn Marble vs. Nebraska-Omaha	8 (8-10)	Georges Niang (Iowa State)
<u>Free Throws Attempted</u>	14 (11-14)	Roy Devyn Marble vs. Nebraska-Omaha	10 (8-10)	Georges Niang (Iowa State)
<u>Free Throw Pct. (min. 7 made)</u>	1.00 (8-8)	Peter Jok vs. Md. Eastern Shore	.800 (8-10)	Georges Niang (Iowa State)
<u>Offensive Rebounds</u>	7	Gabriel Olaseni vs. Xavier	8	Walter Pitchford (Nebraska)
<u>Defensive Rebounds</u>	12	Aaron White vs. Iowa State	13	Dustin Hogue (Iowa State)
<u>Total Rebounds</u>	17	Aaron White vs. Iowa State	16	Dustin Hogue (Iowa State)
<u>Assists</u>	7	Three players	10	Jerian Grant (Notre Dame)
<u>Steals</u>	6	Roy Devyn Marble vs. Penn	4	Four players
<u>Blocks</u>	5	Gabriel Olaseni vs. UNCW	4	Daniel Ochefu (Villanova)
<u>Turnovers</u>	5	Aaron White vs. Villanova	6	Two players



IOWA HAWKEYE BASKETBALL

The Last Time...

The Last Time a Player . . .

Had 30 or more points

Iowa -- 30, Roy Devyn Marble, Xavier, 11/28/13

Opponent -- 30, Tim Hardaway Jr., Michigan, 2/19/11

Made at least 90% of his FGA (10 att.)

Iowa -- .909 (9-10), Luke Recker vs. Purdue, 3/07/02

Opponent -- .900 (9-10), E.J. Singler, Oregon, 3/18/12

Made 100% of his FTA (10 att.)

Iowa -- 1.000 (10-10), Roy Devyn Marble, 3/5/13

Opponent -- 1.000 (10-10), Morris Smith IV, UTSA, 11/15/09

Had 15 or more rebounds

Iowa -- 17, Aaron White vs. Iowa State, 12/13/13

Opponent -- 16, Dustin Hogue, Iowa State, 12/13/13

Had 10 or more assists

Iowa -- 11, Bryce Cartwright vs. Oregon, 3/18/12

Opponent -- 10, Jerian Grant, Notre Dame, 12/3/13

Had 5 or more blocks

Iowa -- 5, Gabriel Olaseni vs. UNC Wilmington, 11/8/13

Opponent -- 5, Austin Isaiah, Baylor, 4/4/13

Had 5 or more steals

Iowa -- 6, Roy Devyn Marble, 11/22/13

Opponent -- 6, AJ Walton, Baylor, 4/4/13

The Last Time a Team . . .

Scored 100 or more points

Iowa -- 103 vs. Abilene Christian, 11/17/13

Opponent -- 108 by Oregon, 3/18/12

Scored 40 or fewer points

Iowa -- 40 at Wisconsin, 3/3/10

Opponent -- 39 by UNC Wilmington, 11/8/13

Won an overtime game

Iowa -- 77-74 (OT) vs. Xavier, 11/28/13

Opponent -- 88-83 (OT), Villanova, 11/30/13

Made at least 60% of its FGA (20 att.)

Iowa -- .617 (29-47) vs. Arkansas-Pine Bluff, 12/22/13

Opponent -- .617 (37-60) by Michigan State, 1/10/2012

Made at least 50% of its 3-pt. FGA (8 att.)

Iowa -- .588 (10-17) vs. Arkansas-Pine Bluff, 12/22/13

Opponent -- .520 (13-25) by Northwestern, 2/9/12

Made at least 90% of its FTA (10 att.)

Iowa -- 1.000 (15-15) vs. Virginia, 3/27/13

Opponents -- .909 (10-11) by Indiana State, 2/20/13



IOWA HAWKEYE BASKETBALL

2013-14 Iowa Record When...

When playing at home:	9-0	When leading at the half:	10-2	When wearing White:	5-0
When playing on the road:	0-1	When trailing at the half:	2-0	When wearing Black:	4-2
When playing on a neutral court:	3-1	When tied at the half:	0-0	When wearing Gold:	3-0

When Iowa scores 100 points or more:	2-0	Iowa field goal percentage at home:	269-541	.497
When Iowa scores 90-99 points:	2-0	Iowa field goal percentage on road:	145-329	.441
When Iowa scores 80-89 points:	6-2	Iowa 3-point percentage at home:	51-129	.395
When Iowa scores 70-79 points:	1-0	Iowa 3-point percentage on road:	33-98	.337
When Iowa scores under 70 points:	1-0	Iowa free throw percentage at home:	217-300	.723
		Iowa free throw percentage on road:	91-128	.711

When opponent scores 100 points or more:	0-0
When opponent scores 90-99 points:	1-0
When opponent scores 80-89 points:	0-2
When opponent scores 70-79 points:	2-0
When opponent scores 60-69 points:	3-0
When opponent scores fewer than 60 points:	6-0

When Iowa shoots at least 50% from the field:	5-0
When Iowa shoots less than 50% from the field:	7-2
When opponent shoots at least 50% from the field:	1-0
When opponent shoots less than 50% from the field:	11-2
When Iowa has higher FG% than opponent:	10-0
When opponent has higher FG%:	2-2
When FG% is equal:	0-0

When Iowa outrebounds opponent:	9-1
When opponent has more rebounds:	2-1
When rebounds are equal:	0-0

When Iowa shoots at least 80% from the line:	3-0
When Iowa shoots less than 80% from the line:	9-2
When opponent shoots at least 80% from the line:	2-0
When opponent shoots less than 80% from the line:	10-2
When Iowa shoots more free throws than opponent:	12-0
When opponent shoots more free throws:	0-2
When free throws attempts are equal:	0-0
When Iowa has higher FT% than opponent:	9-1
When opponent has higher FT%:	3-0
When FT% is equal:	0-1

When Iowa shoots at least 50% from 3-point range:	3-0
When Iowa shoots less than 50% from 3-point range:	9-2
When opponent shoots at least 50% from 3-point range:	0-0
When opponent shoots less than 50% from 3-point range:	12-2
When Iowa has a higher 3-point FG% than opponent:	9-1
When opponent has a higher 3-point FG%:	3-1
When 3-point FG% is equal:	0-0

When Iowa has more assists than opponent:	8-1
When opponent has more assists:	3-0
When assists are equal:	1-1

When Iowa has fewer turnovers than opponent:	8-1
When opponent has fewer turnovers:	4-1
When turnovers are equal:	0-0
When Iowa has more steals than opponent:	5-2
When opponent has more steals:	6-0
When steals are equal:	1-0

On Sunday:	3-0
On Monday:	1-0
On Tuesday:	2-0
On Wednesday:	0-0
On Thursday:	2-0
On Friday:	3-1
On Saturday:	1-1

On BTN:	4-0
On CBS:	0-0
On ESPN:	0-0
On ESPN2:	1-0
On ESPNU:	0-1
On Mediacom:	2-0
On NBC SN:	2-1
BTN.com:	0-0
On CBS SN:	0-0

Most Points, First Half: 56 vs. Md. Eastern Shore
Fewest Points, First Half: 30 vs. Xavier/Nebraska
Most Points Allowed, First Half: 43, 2x, last vs. Notre Dame
Fewest Points Allowed, First Half: 12 vs. UNC Wilmington
Most Points, Second Half: 57 vs. Abilene Christian
Fewest Points, Second Half: 30 vs. Villanova
Most Points Allowed, Second Half: 50 vs. Notre Dame
Fewest Points Allowed, Second Half: 19 vs. Abilene Christian
Largest Halftime Advantage: 37 vs. Arkansas-Pine Bluff
Largest Halftime Deficit: 7 vs. Nebraska-Omaha/Xavier



IOWA HAWKEYE BASKETBALL

Under McCaffery... Iowa Record When...

When playing at home:	49-16	When leading at the half:	55-15	When wearing White:	41-17
When playing on the road:	8-27	When trailing at the half:	9-37	When wearing Black:	14-34
When playing on a neutral court:	9-9	When tied at the half:	2-0	When wearing Gold:	11-1
When Iowa scores 100 points or more:	4-0	Iowa field goal percentage at home:	1716-3722		.461
When Iowa scores 90-99 points:	6-1	Iowa field goal percentage on road:	1270-3039		.418
When Iowa scores 80-89 points:	17-3	Iowa 3-point percentage at home:	351-1033		.340
When Iowa scores 70-79 points:	21-15	Iowa 3-point percentage on road:	272-839		.324
When Iowa scores under 70 points:	18-33	Iowa free throw percentage at home:	1132-1564		.724
		Iowa free throw percentage on road:	749-1081		.693
When opponent scores 100 points or more:	0-2	On Sunday:	7-12		
When opponent scores 90-99 points:	1-5	On Monday:	4-2		
When opponent scores 80-89 points:	0-11	On Tuesday:	10-8		
When opponent scores 70-79 points:	10-21	On Wednesday:	8-10		
When opponent scores 60-69 points:	21-12	On Thursday:	8-7		
When opponent scores fewer than 60 points:	34-1	On Friday:	9-6		
		On Saturday:	18-6		
When Iowa shoots at least 50% from the field:	16-6	On BTN:	25-30		
When Iowa shoots less than 50% from the field:	50-46	On CBS:	0-0		
When opponent shoots at least 50% from the field:	3-25	On ESPN:	2-2		
When opponent shoots less than 50% from the field:	63-27	On ESPN2:	7-4		
When Iowa has higher FG% than opponent:	58-10	On ESPNU:	6-8		
When opponent has higher FG%:	8-40	On Mediacom:	10-0		
When FG% is equal:	1-1	On CBS SN:	1-1		
		ON NBC SN:	2-1		
When Iowa outrebounds opponent:	55-16				
When opponent has more rebounds:	11-35				
When rebounds are equal:	0-1				
When Iowa shoots at least 80% from the line:	17-9	Most Points, First Half: 56 vs. Md. Eastern Shore, '13			
When Iowa shoots less than 80% from the line:	49-43	Fewest Points, First Half: 14 vs. Indiana, '13			
When opponent shoots at least 80% from the line:	15-11	Most Points Allowed, First Half: 55 vs. Michigan State, '12			
When opponent shoots less than 80% from the line:	52-41	Fewest Points Allowed, First Half: 12 vs. UNC Wilmington, '13			
When Iowa shoots more free throws than opponent:	57-20	Most Points, Second Half: 58 vs. SIU-Edwardsville, '10			
When opponent shoots more free throws:	7-31	Fewest Points, Second Half: 24 vs. Wisconsin, '12			
When free throws attempts are equal:	2-1	Most Points Allowed, Second Half: 61 at Oregon, '12			
When Iowa has higher FT% than opponent:	43-21	Fewest Points Allowed, Second Half: 16 vs. UNI, '10			
When opponent has higher FT%:	23-30	Largest Halftime Advantage: 37 vs. Arkansas-Pine Bluff, '13			
When FT% is equal:	0-1	Largest Halftime Deficit: 22 at Michigan State, '12			
When Iowa shoots at least 50% from 3-point range:	8-4				
When Iowa shoots less than 50% from 3-point range:	58-48				
When opponent shoots at least 50% from 3-point range:	1-10				
When opponent shoots less than 50% from 3-point range:	65-42				
When Iowa has a higher 3-point FG% than opponent:	43-22				
When opponent has a higher 3-point FG%:	20-32				
When 3-point FG% is equal:	0-1				
When Iowa has more assists than opponent:	48-13				
When opponent has more assists:	15-35				
When assists are equal:	3-4				
When Iowa has fewer turnovers than opponent:	41-18				
When opponent has fewer turnovers:	20-29				
When turnovers are equal:	5-5				
When Iowa has more steals than opponent:	39-24				
When opponent has more steals:	21-25				
When steals are equal:	6-2				



IOWA HAWKEYE BASKETBALL

Iowa Superlatives Under McCaffery

TEAM

Most Points Scored

1. 111 -- SIU Edwardsville (11/26/10)
2. **109 -- Md. Eastern Shore (11/14/13)**
3. **103 -- Abilene Christian (11/17/13)**
4. 105 -- Central Arkansas (12/19/11)
5. **98 -- Notre Dame (12/3/13)**

Fewest Points Allowed

1. 36 -- Howard (11/15/12)
2. **39 -- UNC Wilmington (11/8/13)**
3. 40 -- Louisiana Monroe (11/16/10)
4. 41 -- Abilene Christian (11/17/13)
5. 46 -- SC State (12/19/12)

Field Goals Made

1. 42 -- Central Arkansas (12/19/11)
2. **38 -- Abilene Christian (11/17/13)**
3. 37 -- SIU Edwardsville (11/26/10)
- 37 -- Oregon (3/18/12)
5. **35 -- Md. Eastern Shore (11/14/13)**

Field Goals Attempted

1. 79 -- Oregon (3/18/12)
2. 76 -- Central Arkansas (12/19/11)
- 76 -- South Dakota (12/4/12)
4. 74 -- Wisconsin (2/6/13)
5. 71 -- Wake Forest (11/30/10)

Field Goal Percentage (20 Made)

1. .630 -- Indiana (1/29/12)
2. **.623 -- Abilene Christian (11/17/13)**
3. **.617 -- Arkansas-Pine Bluff (12/22/13)**
4. .587 -- SIU Edwardsville (11/26/10)
5. .577 -- Indiana (1/23/11)
- .577 -- Michigan St (2/2/11)

3-Point Field Goals Made

1. 13 -- Northern Illinois (11/17/11)
2. 12 -- Northern Iowa (12/15/12)
3. **11 -- Villanova (11/30/13)**
- 11 -- SC State (12/19/12)
5. **10 -- Arkansas-Pine Bluff (12/22/13)**
- 10 -- SIU Edwardsville (11/26/10)
- 10 -- Wisconsin (2/23/12)
- 10 -- Mich St (3/9/12)
- 10 -- Oregon (3/18/12)

3-Point Field Goals Attempted

1. 28 -- Minnesota (2/13/11)
2. 27 -- Chicago St (11/11/11)
3. 26 -- North Carolina A&T (11/14/11)
4. 25 -- Northern Iowa (12/15/12)
5. 24 -- Illinois (12/29/10)
- 24 -- Villanova (11/30/13)**

3-Point FG Percentage (10 Made)

1. .619 (13-21) Northern Illinois (11/17/11)
2. **.588 (10-17) Arkansas-Pine Bluff (12/22/13)**
3. .556 (10-18) SIUE (11/26/10)
- .556 (10-18) Wisconsin (2/23/12)
4. **.538 (7-13) Notre Dame (12/3/13)**

Free Throws Made

1. **38 -- Nebraska-Omaha (11/10/13)**
2. **32 -- Md. Eastern Shore (11/14/13)**
3. 31 -- Wichita St (11/21/12)
- 31 -- Penn St (1/31/13)
5. 29 -- Penn St (2/4/12)

Free Throws Attempted

1. **49 -- Nebraska-Omaha (11/10/13)**
2. **43 -- UM Eastern Shore (11/14/13)**
3. **40 -- Penn (11/22/13)**
4. 39 -- Indiana (1/23/11)
- 39 -- Wichita St (11/21/12)
- 39 -- Penn St (1/31/13)
- 39 -- Nebraska (12/31/13)**

Free Throw Percentage (10 Made)

1. 1.000 (15-15) Virginia (3/27/13)
2. .917 (11-12) Michigan St (3/15/13)
3. .909 (20-22) Clemson (11/29/11)
4. .895 (17-19) South Dakota (12/4/12)
5. .880 (22-25) Iowa St (12/9/11)

Most Rebounds

1. **57 -- Md. Eastern Shore (11/14/13)**
2. **56 -- UNC Wilmington (11/8/13)**
- 56 -- Brown (12/3/11)
- 56 -- SC State (12/19/12)
5. **54 -- Fairleigh Dickinson (12/9/13)**
- 54 -- Coppin State (12/22/12)

Most Assists

1. 32 -- Central Arkansas (12/19/11)
2. 26 -- Northern Illinois (11/17/11)
3. **25 -- Abilene Christian (11/17/13)**
4. 24 -- SIU Edwardsville (11/26/10)
- 24 -- Md. Eastern Shore (11/14/13)**
6. 23 -- Dayton (3/13/12)

Most Steals

1. 19 -- SIU Edwardsville (11/26/10)
2. **14 -- Penn (11/22/13)**
- 14 -- Idaho St (12/4/10)
- 14 -- Chicago St (11/11/11)
5. 13 -- IPFW (11/26/11)
- 13 -- UT-Pan American (11/9/12)

Most Blocked Shots

1. 13 -- Illinois (3/5/13)
2. **12 -- UNC Wilmington (11/8/13)**
3. 10 -- UT-Pan American (11/9/12)
4. 8 -- Purdue (1/27/13)
- 8 -- Boise St (12/22/11)
- 8 -- Northwestern (3/14/13)
- 8 -- Xavier (11/28/13)**
- 8 -- Nebraska (12/31/13)**

Fewest Turnovers

1. **5 -- Abilene Christian (11/17/13)**
- 5 -- Drake (12/7/13)**
- 5 -- Boise St (12/22/11)
- 5 -- UTEP (11/29/13)**
5. 6 -- Illinois (3/8/12)

INDIVIDUAL

Most Points:

1. 33 -- Matt Gatens vs Wisconsin (2/23/12)
2. 31 -- Roy Devyn Marble vs Oregon (3/18/12)
3. 30 -- Matt Gatens vs Indiana (2/19/12)
- 30 -- Roy Devyn Marble vs. UNI (12/15/12)
- 30 -- Roy Devyn Marble vs. Xavier (11/28/13)**
5. 28 -- Roy Devyn Marble vs. Stony Brook (3/22/13)

Field Goals Made

1. 12 -- Matt Gatens vs Wisconsin (2/23/12)
2. **11 -- Aaron White vs. Iowa State (12/13/13)**
3. 10 -- Devyn Marble vs Oregon (3/18/12)
- 10 -- Aaron White vs Dayton (3/13/12)
- 10 -- Matt Gatens vs Indiana (2/19/12)
- 10 -- Roy Devyn Marble vs. Xavier (11/28/13)**

Field Goals Attempted

1. **23 -- Roy Devyn Marble vs. Xavier (11/28/13)**
- 23 -- Roy Devyn Marble vs. Villanova (11/30/13)**
3. 21 -- Matt Gatens vs Minnesota (1/16/11)
4. 19 -- Bryce Cartwright vs La Tech (12/21/10)
5. 18 -- Matt Gatens vs Wisconsin (2/23/12)
- 18 -- Matt Gatens vs Indiana (2/19/12)
- 18 -- Roy Devyn Marble vs. Stony Brook (3/22/13)

3-Point FG Made

1. 7 -- Devyn Marble vs Oregon (3/18/12)
- 7 -- Matt Gatens vs Wisconsin (2/23/12)
- 7 -- Matt Gatens vs Indiana (2/19/12)
4. 6 -- Roy Devyn Marble vs. SCSU (12/19/12)

Free Throws Made

1. 14 -- Roy Devyn Marble vs. UNI (12/15/12)
2. 13 -- Aaron White vs. Wisconsin (1/19/13)
3. 12 -- Roy Devyn Marble vs. Indiana (12/31/12)
4. **11 -- Roy Devyn Marble vs. Omaha (11/10/13)**
- 11 -- Matt Gatens vs Indiana (1/23/11)
- 11 -- Aaron White vs. Wichita St (11/21/12)
- 11 -- Aaron White vs. Purdue (2/27/13)

3-Point Field Goals Attempted

1. 11 -- Matt Gatens vs Minnesota (2/13/11)
2. 10 -- Matt Gatens vs Penn St (2/4/12)
- 10 -- Roy Devyn Marble at Iowa St (12/9/11)
- 10 -- Roy Devyn Marble vs. Xavier (11/28/13)**

Most Rebounds:

1. **17 -- Aaron White vs. Iowa State (12/13/13)**
2. **15 -- Aaron White vs. Omaha (11/10/13)**
- 15 -- Jarryd Cole vs. UNI (12/7/10)
4. 14 -- Melsahn Basabe vs Iowa St (12/10/10)
5. 13 -- Melsahn Basabe vs Indiana (2/5/10)
- 13 -- Melsahn Basabe vs Minnesota (1/16/11)
- 13 -- Melsahn Basabe vs Ohio St (1/4/11)
- 13 -- Aaron White at Nebraska (2/23/13)
- 13 -- Melsahn Basabe vs. Nebraska (3/9/13)
- 13 -- Aaron White vs. Indiana State (3/20/13)

Most Assists

1. 11 -- Bryce Cartwright vs Dayton (3/13/12)
2. 10 -- Bryce Cartwright at Oregon (3/18/12)
- 10 -- Bryce Cartwright vs Mich St (2/2/11)
4. 9 -- Bryce Cartwright (four times)
- 9 -- Anthony Clemmons (12/22/12)

Most Steals

1. 7 -- Eric May vs SIUE (11/26/10)
2. **6 -- Roy Devyn Marble vs. Penn (11/22/13)**
- 6 -- Eric May at Wake Forest (11/30/10)
4. 5 -- Jarryd Cole at Mich St (3/2/11)
- 5 -- Matt Gatens vs Idaho St (12/4/10)

Most Blocks

1. 7 -- Melsahn Basabe vs. Iowa St (12/10/10)
- 7 -- Gabriel Olaseni vs. Illinois (3/5/13)
3. 6 -- Melsahn Basabe vs Ohio St (1/4/11)
4. 5 -- Melsahn Basabe vs Indiana (2/19/12)
- 5 -- Melsahn Basabe vs Nwstern (3/14/13)
- 5 -- Gabriel Olaseni vs. UNC Wilmington (11/8/13)**



Game 1 - Iowa 82, UNC Wilmington 39

Official Basketball Box Score -- Game Totals -- Final Statistics
UNC Wilmington vs Iowa
11/08/13 8:30 p.m. at Carver-Hawkeye Arena - Iowa City, IA

UNC Wilmington 39 • 0-1

#	Player	Total			3-Ptr			Rebounds			PF	TP	A TO Blk Stl			Min
		FG	FGA	FG-FGA	FT	FTA	Off	Def	Tot							
20	Sherwood, Dylan	f	0-4	0-2	0-0	2	4	6	1	0	0	0	0	0	13	
40	Williams, Cedrick	f	6-8	1-1	2-2	4	5	9	4	15	1	1	1	1	28	
01	Dixon, Chris	g	0-9	0-4	2-2	0	3	3	2	2	4	5	0	1	23	
05	Eblen, Ben	g	2-5	0-0	0-0	0	3	3	2	4	0	3	0	2	27	
10	Jackson, Freddie	g	1-10	0-3	0-0	2	0	2	2	2	0	0	0	0	22	
00	Ponder, Craig		0-6	0-2	0-2	0	1	1	1	0	0	0	0	0	14	
12	Milson, Tanner		0-3	0-3	0-0	0	1	1	0	1	1	0	0	0	16	
15	Hager, Luke		0-7	0-3	0-0	2	2	4	1	0	0	2	0	0	18	
24	Spruill, Addison		4-12	1-4	1-4	0	1	1	1	10	0	0	0	1	17	
33	Reybold, Shane		2-4	0-0	0-0	3	2	5	5	4	0	1	0	1	20	
34	Graham, Marcus		1-4	0-1	0-0	2	0	2	0	2	0	0	0	0	2	
Team						4	2	6			1					
Totals			16-72	2-23	5-10	19	24	43	20	39	6	14	1	6	200	

FG % 1st Half: 5-26 19.2% 2nd half: 11-46 23.9% Game: 16-72 22.2%
3FG % 1st Half: 1-8 12.5% 2nd half: 1-15 6.7% Game: 2-23 8.7%
FT % 1st Half: 1-2 50.0% 2nd half: 4-8 50.0% Game: 5-10 50.0%

Iowa 82 • 1-0

#	Player		Total		3-Ptr		Rebounds			PF	TP	A TO Blk Stl				Min
			FG-FGA	FG-FGA	FT-FTA	Off	Def	Tot								
01	Basabe, Melsahn	f	4-6	0-0	0-0	1	5	6	1	8	0	0	1	0	13	
30	White, Aaron	f	4-6	0-0	2-2	0	6	6	0	10	2	2	0	1	19	
34	Woodbury, Adam	c	2-6	0-0	0-1	1	4	5	4	4	1	0	1	0	13	
04	Marble, Roy Devyn	g	3-5	1-3	1-2	1	1	2	0	8	5	2	0	3	20	
10	Gesell, Mike	g	1-3	0-1	1-2	0	0	0	0	3	3	0	0	2	15	
00	Olaseni, Gabriel		1-8	0-0	6-8	3	4	7	1	8	0	0	5	0	17	
03	Jok, Peter		5-13	1-5	0-0	2	3	5	0	11	1	1	0	0	20	
05	Clemmons, Anthony		2-3	0-0	2-4	0	3	3	0	6	5	1	1	1	20	
13	Denning, Kyle		1-1	1-1	0-0	0	1	1	0	3	0	0	0	0	6	
15	McCabe, Zach		2-5	0-1	1-2	3	4	7	0	5	1	1	0	0	19	
20	Uthoff, Jarrod		5-8	1-1	3-3	1	6	7	1	14	0	0	4	0	19	
23	Ukah, Okey		0-0	0-0	0-0	0	1	1	0	0	0	0	0	0	4	
35	Stokes, Darius		0-1	0-0	0-0	0	0	0	3	0	0	1	0	0	9	
42	Meyer, Kyle		1-2	0-0	0-0	1	2	3	0	2	1	2	0	0	6	
Team						3	0	3								
Totals				31-67	4-12	16	40	56	10	82	19	10	12	7	200	

FG % 1st Half: 17-33 51.5% 2nd half: 14-34 41.2% Game: 31-67 46.3%
3FG % 1st Half: 2-6 33.3% 2nd half: 2-6 33.3% Game: 4-12 33.3%
FT % 1st Half: 12-17 70.6% 2nd half: 4-7 57.1% Game: 16-24 66.7%

Officials: Gene Steratore, Paul Szcel, Rod Mrakovich
Technical fouls: UNC Wilmington-None. Iowa-None.
Attendance: 15293
2013-14 Season Opener
Fouled Out - UNC Wilmington: Reybold (07:11)

Score by periods	1st	2nd	Total
UNC Wilmington	12	27	39
Iowa	48	34	82

	In	Off	2nd	Fast	Bench
Points	Paint	T/O	Chance	Break	
UNCW	16	7	10	2	16
IOWA	42	16	14	12	49

Game 2 - Iowa 85, Nebraska-Omaha 75

Official Basketball Box Score -- Game Totals -- Final Statistics
Nebraska-Omaha vs Iowa
11/10/13 3:55 p.m. at Carver-Hawkeye Arena - Iowa City, IA

Nebraska-Omaha 75 • 1-1

#	Player		Total		3-Ptr		Rebounds			PF	TP	A TO Blk Stl				Min
			FG-FGA	FG-FGA	FT-FTA	Off	Def	Tot								
05	Mike Rostampour	f	0-2	0-0	3-4	1	2	3	4	3	0	2	1	1	19	
44	John Karhoff	c	5-10	1-1	0-0	3	2	5	5	11	2	0	0	1	24	
03	Devin Patterson	g	4-11	1-4	4-6	1	3	4	3	13	3	4	0	4	30	
10	CJ Carter	g	8-21	4-14	2-2	3	1	4	3	22	1	4	0	3	35	
21	Justin Simmons	g	5-13	1-5	0-0	0	1	1	3	11	3	1	1	0	27	
01	Jalen Bradley	g	0-1	0-1	0-0	0	1	1	1	0	2	0	0	0	1	
12	Caleb Steffensmeier		0-1	0-1	0-0	0	0	0	2	0	0	2	0	0	12	
23	Marcus Tyus		2-7	1-2	0-0	1	0	1	4	5	0	0	0	1	15	
40	Simon Krych		4-5	0-0	0-0	2	1	3	1	8	0	1	0	0	10	
42	Matt Hagerbaumer		0-0	0-0	2-2	4	7	11	4	2	3	1	0	1	27	
Team						2	2	4				1				
Totals				28-71	8-28	11-16	17	20	37	30	75	14	16	2	11	200

FG % 1st Half: 16-36 44.4% 2nd half: 12-35 34.3% Game: 28-71 39.4%
3FG % 1st Half: 5-14 35.7% 2nd half: 3-14 21.4% Game: 8-28 28.6%
FT % 1st Half: 6-6 100.0% 2nd half: 5-10 50.0% Game: 11-16 68.8%

Iowa 83 • 2-0

#	Player		Total FG-FGA	3-Ptr FG-FGA	FT-FTA	Rebounds			PF	TP	A TO Blk Stl				Min
						Off	Def	Tot							
01	Basabe, Melsahn	f	2-5	0-0	3-4	2	7	9	3	7	1	0	2	1	19
30	White, Aaron	f	5-10	0-2	10-12	4	11	15	2	20	2	4	0	1	33
34	Woodbury, Adam	c	2-4	0-0	1-2	2	1	3	1	5	1	3	1	0	11
04	Marble, Roy Devyn	c	2-13	0-5	11-14	1	4	5	2	15	4	1	0	2	33
10	Gesell, Mike	g	0-0	0-0	1-2	0	1	1	0	1	1	2	0	0	14
00	Olaseni, Gabriel		0-1	0-0	0-0	1	0	1	2	0	0	1	1	1	13
03	Jok, Peter		1-6	1-3	0-0	0	0	0	1	3	1	0	0	0	9
05	Clemmons, Anthony		4-5	1-2	2-3	1	1	2	0	11	1	3	2	1	25
15	McCabe, Zach		3-6	1-1	5-6	2	1	3	3	12	0	2	0	1	20
20	Uthoff, Jarrod		2-6	0-1	5-6	4	3	7	1	9	1	2	1	0	23
	Team					3	0	3							
Totals			21-56	3-14	38-49	20	29	49	15	83	12	18	7	7	200

FG % 1st Half: 10-29 34.5% 2nd half: 11-27 40.7% Game: 21-56 37.5%
3FG % 1st Half: 1-8 12.5% 2nd half: 2-6 33.3% Game: 3-14 21.4%
FT % 1st Half: 15-18 83.3% 2nd half: 23-31 74.2% Game: 38-49 77.6%

Officials: Lamont Simpson, Larry Sciotto, Bill Ek
Technical fouls: Nebraska-Omaha-None. Iowa-None.
Attendance: 14271
Fouled Out: Nebraska-Omaha - Karhoff (04:57)

Score by periods	1st	2nd	Total
Nebraska-Omaha	43	32	75
Iowa	36	47	83

	In	Off	2nd	Fast	Bench
Points	Paint	T/O	Chance	Break	
NO	26	23	19	4	15
IOWA	30	17	13	4	35

Game 3 - Iowa 109, Md. Eastern Shore 63

Official Basketball Box Score -- Game Totals -- Final Statistics
Md. Eastern Shore vs Iowa
11/14/13 6 p.m. at Carver-Hawkeye Arena - Iowa City, IA

Md. Eastern Shore 63 • 1-2

#	Player		Total			3-Ptr		Rebounds			PF	TP	A TO Blk Stl			Min
			FG-FGA	FG-FGA	FT-FTA	Off	Def	Tot								
01	Johnson, Iman	f	2-4	0-0	0-2	2	4	6	5	4	0	1	0	1	24	
54	Ezeiru, Francis	c	3-6	0-0	2-2	2	7	9	3	8	0	1	1	0	26	
00	Baxter, Hakeem	g	2-10	0-3	2-2	1	0	1	5	6	0	1	1	0	28	
13	Smith, Isaac	g	6-24	1-8	6-8	1	2	3	0	19	1	5	0	2	27	
23	Snyder, Troy	g	3-7	1-4	0-0	1	2	3	1	7	0	4	0	0	31	
02	Pitt, Ishaq		1-3	0-1	0-3	1	1	2	4	2	2	0	0	0	10	
05	Bell, Louis		2-7	0-3	1-1	0	1	1	4	5	3	1	0	1	17	
10	Trim, Travis		0-0	0-0	0-0	0	2	2	0	2	1	0	1	1	7	
11	Walker, Devon		2-7	2-5	0-0	2	0	2	1	6	0	0	0	0	8	
12	Randall, Shane		3-6	0-0	0-0	1	1	2	2	6	1	1	0	2	21	
35	Choice, Macelo		0-1	0-1	0-0	0	0	0	0	0	0	0	0	0	1	
Team						5	1	6								
Totals				24-75	4-25	11-18	16	21	37	27	63	9	15	1	8	200

FG % 1st Half: 9-36 25.0% 2nd half: 15-39 38.5% Game: 24-75 32.0%
3FG % 1st Half: 1-11 9.1% 2nd half: 3-14 21.4% Game: 4-25 16.0%
FT % 1st Half: 4-4 100.0% 2nd half: 7-14 50.0% Game: 11-18 61.1%

Iowa 109 • 3-0

#	Player		Total		3-Ptr		Rebounds			PF	TP	A TO Blk Stl				Min
			FG-FGA	FG-FGA	FT-FTA	Off	Def	Tot								
01	Basabe, Melsahn	f	2-3	0-0	8-12	2	5	7	0	12	0	0	0	0	20	
30	White, Aaron	f	9-10	0-1	4-5	0	3	3	0	22	2	2	0	1	17	
34	Woodbury, Adam	c	1-3	0-0	2-2	1	5	6	2	4	0	1	1	0	19	
04	Marble, Roy Devyn	g	3-8	1-4	3-4	1	1	2	0	10	5	0	0	4	18	
10	Gesell, Mike	g	3-5	2-3	0-0	0	1	1	4	8	7	1	0	0	17	
00	Olaseni, Gabriel		5-10	0-0	0-2	5	0	5	2	10	0	1	3	0	13	
03	Jok, Peter		1-5	0-1	8-8	0	2	2	2	10	2	3	0	1	24	
05	Clemmons, Anthony		1-1	0-0	0-0	0	3	3	2	2	4	0	0	1	13	
13	Denning, Kyle		1-2	1-2	0-0	0	1	1	1	3	1	0	0	0	8	
15	McCabe, Zach		4-7	2-3	1-2	2	3	5	0	11	1	0	0	1	12	
20	Uthoff, Jarrod		3-7	0-1	5-6	4	7	11	2	11	0	2	1	0	18	
23	Ukah, Okey		0-1	0-0	1-2	1	1	2	0	1	0	0	1	0	5	
35	Stokes, Darius		1-3	0-0	0-0	0	0	0	1	2	0	0	0	0	8	
42	Meyer, Kyle		1-3	1-2	0-0	1	6	7	2	3	2	2	0	0	8	

Game 5 - Iowa 86, Penn 55

Official Basketball Box Score -- Game Totals -- Final Statistics

Penn vs Iowa

11/22/13 6 p.m. at Carver-Hawkeye Arena - Iowa City, IA

Penn 55 • 1-3

#	Player		Total			Rebounds					PF	TP	A	TO	Blk	Stl	Min	
			FG	FGA	3-PT	FT	FTA	Off	Def	Tot								
02	Brooks, Henry	f	3-5	0-0	0-0	1	3	4	3	6	0	6	1	0	0	0	21	
10	Dougherty, Fran	f	4-6	0-0	0-0	0	3	3	4	8	2	1	0	2	0	0	29	
10	Nelson-Henry, Darien	c	6-9	0-0	1-3	4	2	6	4	13	1	1	2	0	0	0	19	
00	Cartwright, Miles	c	1-4	0-2	4-4	0	3	3	4	6	3	4	0	0	0	0	20	
01	Hicks, Tony	g	3-10	1-6	3-4	1	3	4	3	10	5	6	0	0	0	0	31	
04	Lewis, Jamal	g	1-4	1-2	0-0	0	0	0	0	3	1	0	0	0	0	0	10	
05	Harrell, Julian	g	2-5	1-2	0-0	1	1	2	4	5	2	2	1	0	0	0	14	
13	Jones, Dylan	g	0-0	0-0	1-2	0	1	1	1	1	0	1	0	0	0	0	7	
15	Crocker, Camryn	g	1-2	0-1	1-1	0	0	0	3	3	0	1	0	0	0	0	12	
20	Jok, Dau	g	0-6	0-6	0-0	1	1	2	0	0	0	1	0	0	0	0	15	
21	Gunter, Cameron	g	0-1	0-0	0-2	1	1	2	1	0	0	0	0	0	0	0	5	
22	Rennard, Steve	g	0-3	0-2	0-0	0	3	3	1	0	0	1	0	0	0	0	9	
24	Howard, Matt	g	0-0	0-0	0-0	0	1	1	0	0	0	0	0	0	0	0	3	
30	Lucas-Perry, Patrick	g	0-1	0-1	0-0	0	0	0	1	0	0	1	0	0	0	0	3	
32	Troutt, Preston	g	0-2	0-1	0-0	1	0	1	0	0	0	0	0	0	0	0	2	
Team						5	4	9										
Totals			21-58	3-23	10-16	15	26	41	29	55	15	25	4	2	2	200		
FG % 1st Half: 11-25			44.0%	2nd half: 10-33			30.3%	Game: 21-58			36.2%							Deadball Rebounds 2
3FG % 1st Half: 2-8			25.0%	2nd half: 1-15			6.7%	Game: 3-23			13.0%							
FT % 1st Half: 3-6			50.0%	2nd half: 7-10			70.0%	Game: 10-16			62.5%							

Iowa 86 • 5-0

#	Player		Total FG/FGA	3-Ptr FG/FGA	FT/FTA	Rebounds Off Def Tot	PF	TP	A	TO	Blk	Stl	Min
01	Basabe, Melsahn	f	1-5	0-0	3-4	3 3 6	1	5	0	0	0	0	19
30	White, Aaron	f	2-6	0-0	3-5	2 5 7	0	7	0	0	0	0	22
34	Woodbury, Adam	c	2-6	0-0	2-3	5 3 8	3	6	1	0	0	0	20
04	Marble, Roy Devyn	g	4-13	1-5	4-7	1 1 2	1	13	3	2	1	6	26
10	Gesell, Mike	g	4-10	2-6	0-0	0 0 0	2	10	2	0	0	2	21
00	Olaseni, Gabriel	g	3-6	0-0	2-3	3 3 6	3	8	0	3	3	1	16
03	Jok, Peter	g	2-4	1-2	3-4	0 1 1	2	8	0	0	0	0	14
05	Clemmons, Anthony	g	1-3	1-2	4-6	0 0 0	1	7	3	2	0	1	17
13	Denning, Kyle	g	1-1	0-0	0-0	0 1 1	0	2	0	0	0	0	5
15	McCabe, Zach	g	0-2	0-1	1-2	0 2 2	3	1	0	1	0	1	8
20	Uthoff, Jarrod	g	6-7	1-1	6-6	1 3 4	0	19	2	2	1	1	21
23	Ukah, Okey	g	0-0	0-0	0-0	0 0 0	0	0	0	0	0	0	3
35	Stokes, Darius	g	0-1	0-0	0-0	1 1 1	1	0	0	0	0	0	3
42	Meyer, Kyle	g	0-2	0-1	0-0	1 2 3	0	0	0	0	0	0	5
Team						1 1 2							
Totals			26-66	6-18	28-40	18 26 44	17	86	11	10	5	14	200
FG % 1st Half: 16-38			42.1%	2nd half: 10-28			35.7%	Game: 26-66			39.4%	Deadball Rebounds	
3FG % 1st Half: 2-8			25.0%	2nd half: 4-10			40.0%	Game: 6-18			33.3%	8	
FT % 1st Half: 14-20			70.0%	2nd half: 14-20			70.0%	Game: 28-40			70.0%		

Officials: Larry Scrotto, Glenn Mayborg, Paul Szelc
Technical fouls: Penn-None. Iowa-None.
Attendance: 15400

Score by periods	1st	2nd	Total
Penn	27	28	55
Iowa	48	38	86

Last FG - PENN 2nd-00:14, IOWA 2nd-02:42.
Largest lead - PENN by 4 1st-19:08, IOWA by 34 2nd-02:42.

	In	Off	2nd	Fast	Bench
Points	Paint	TO	Chance	Break	
PENN	30	10	14	0	12
IOWA	30	30	13	8	45

Score tied - 0 times.
Lead changed - 7 times.

Game 7 - Iowa 89, UTEP 53

Official Basketball Box Score -- Game Totals -- Final Statistics

Iowa vs UTEP

11/29/13 7 p.m. at Atlantis, Paradise Island, Bahamas

Iowa 89 • 7-0

#	Player		Total		3-Ptr		Rebounds			PF	TP	A	TO	Blk	Stl	Min	
			FG	FGA	FG	FGA	FT	FTA	Off								Def
01	Basabe, Melsahn	f	5-8	0-0	0-0	0	7	7	0	10	0	0	1	0	0	19	
30	White, Aaron	f	5-6	0-0	7-7	1	3	4	0	17	1	0	1	0	0	19	
34	Woodbury, Adam	c	1-4	0-0	0-0	0	1	1	2	4	2	0	0	0	0	14	
04	Marble, Roy Devyn	g	2-6	0-1	3-4	2	1	3	1	7	6	0	0	0	0	21	
10	Gesell, Mike	g	2-5	1-2	0-0	0	3	3	1	5	7	1	0	1	0	24	
00	Olaseni, Gabriel		1-4	0-0	2-2	4	4	8	2	4	1	1	0	0	0	15	
03	Jok, Peter		4-9	2-4	4-5	0	0	0	3	14	1	1	0	0	0	17	
05	Clemmons, Anthony		2-2	1-1	1-2	0	4	4	1	6	4	0	0	0	1	15	
13	Denning, Kyle		0-0	0-0	0-0	0	0	0	0	0	0	0	0	0	0	3	
15	McCabe, Zach		5-8	3-5	1-2	2	0	2	1	14	2	0	0	0	0	14	
20	Uthoff, Jarrod		3-5	2-2	0-0	2	8	10	3	8	0	2	2	0	0	25	
23	Ukah, Okey		1-1	0-0	0-0	0	0	0	0	2	0	0	0	0	0	3	
35	Stokes, Darius		0-0	0-0	0-0	0	0	0	0	0	0	0	0	0	0	3	
42	Meyer, Kyle		0-1	0-1	0-0	0	1	1	1	0	0	0	0	0	0	8	
Team							0	2	2								
Totals			31-59	9-16	18-22	12	34	46	17	89	22	5	4	2	200		
FG % 1st Half: 17-29			58.6%	2nd half: 14-30			46.7%	Game: 31-59			52.5%				Deadball Rebounds		
3FG % 1st Half: 5-8			62.5%	2nd half: 4-8			50.0%	Game: 9-16			56.3%				8-10		
FT % 1st Half: 8-10			80.0%	2nd half: 10-12			83.3%	Game: 18-22			81.8%				2		

UTEP 53 • 4-3

		Total	3-Ptr			Rebounds											
#	Player		FG	FGA	FT	FTA	Off	Def	Tot	PF	TP	A	TO	Blk	Stl	Min	
04	WASHBURN, Julian	f	4-14	1-4	4-4	0	0	0	0	13	3	1	0	1	0	33	
31	LANG, Cedrick	f	1-3	0-0	2-6	1	3	4	2	4	0	0	0	0	0	18	
21	BOHANNON, John	c	2-4	0-0	0-0	2	2	4	2	4	0	1	0	0	0	14	
13	MOORE, McKenzie	g	2-9	1-5	0-0	0	5	5	4	5	3	2	0	0	0	22	
24	CROSGILL, Justin	g	1-6	1-6	0-0	0	0	0	0	3	0	0	0	0	0	9	
02	RAGLAND, Jalen	g	0-3	0-2	0-0	0	0	0	0	0	0	0	0	0	0	10	
03	MBACHU, Victor		0-0	0-0	0-0	0	0	0	0	0	0	0	0	0	0	2	
05	COOPER, C.J.		2-4	2-4	0-0	1	0	1	1	6	3	2	0	0	0	26	
11	FLAGGERT, Jake		1-1	0-0	0-0	0	0	0	0	5	2	0	0	0	0	12	
15	CALDWELL, Tevin		0-0	0-0	0-0	0	0	0	0	0	0	0	0	0	0	2	
23	VINT, Hooper		1-2	0-1	0-0	0	0	2	2	1	2	0	0	0	0	12	
32	HUNTER, Vince		2-2	0-0	3-4	1	3	4	2	7	0	0	1	0	0	18	
41	WILLMS, Matt		2-4	0-0	3-7	0	3	3	0	7	2	0	1	2	2	22	
Team							1	0	1			1					
Totals			18-52	5-22	12-21		6	18	24	17	53	11	7	2	4	200	
FG % 1st Half:		9-28	32.1%	2nd half:		9-24	37.5%	Game:		18-52	34.6%						Deadball
3FG % 1st Half:		2-13	15.4%	2nd half:		3-9	33.3%	Game:		5-22	22.7%						Rebounds
FT % 1st Half:		2-9	22.2%	2nd half:		10-12	83.3%	Game:		12-21	57.1%						3

Game 9 - Iowa 98, Notre Dame 93

Official Basketball Box Score -- Game Totals -- Final Statistics
Notre Dame vs Iowa
12/03/13 8:15 p.m. at Carver-Hawkeye Arena - Iowa City, IA

Notre Dame 93 • 5-2

#	Player	Total		3-Ptr		Rebounds			PF	TP	A	TO	Blk	Stl	Min
		FG-FGA	FG-FGA	FT-FTA	FT-FTA	Off	Def	Tot							
24	Pat Connaughton	f	4-12	2-7	2-2	0	3	3	4	12	4	1	2	2	32
11	Garrick Sherman	c	12-18	0-0	5-5	4	5	9	4	29	0	1	0	0	32
00	Eric Atkins	g	8-16	4-5	3-5	3	1	4	4	23	3	1	0	1	36
22	Jerian Grant	g	5-12	0-2	3-3	2	2	4	4	13	10	3	0	3	39
23	Demetrius Jackson	g	3-4	2-3	1-2	1	1	2	1	9	1	1	0	0	33
20	Austin Burgett		1-2	0-0	1-2	0	1	1	3	2	0	0	0	1	15
30	Zach Auguste		2-4	0-0	0-0	0	1	1	2	4	0	0	0	0	13
Team						1	1	2							
Totals			35-68	8-17	15-19	11	15	26	22	93	20	7	2	7	200

FG % 1st Half: 16-33 48.5% 2nd half: 19-35 54.3% Game: 35-68 51.5% Deadball Rebounds 2
 3FG % 1st Half: 3-4 75.0% 2nd half: 5-13 38.5% Game: 8-17 47.1%
 FT % 1st Half: 8-9 88.9% 2nd half: 7-10 70.0% Game: 15-19 78.9%

Iowa 98 • 8-1

#	Player	Total		3-Ptr		Rebounds			PF	TP	A	TO	Blk	Stl	Min
		FG-FGA	FG-FGA	FT-FTA	FT-FTA	Off	Def	Tot							
01	Basabe, Melsahn	f	3-4	0-0	0-0	0	1	1	1	6	0	1	1	0	12
30	White, Aaron	f	7-9	0-0	6-6	3	4	7	1	20	7	2	1	0	36
34	Woodbury, Adam	c	2-3	0-0	2-2	1	2	3	1	6	3	3	0	0	15
04	Marble, Roy Devyn	g	7-14	2-5	1-2	0	3	3	0	17	2	1	1	1	36
10	Gesell, Mike	g	3-6	2-3	2-2	1	4	5	2	10	2	2	0	2	22
00	Olaseni, Gabriel		3-5	0-0	3-4	3	2	5	3	9	2	1	1	0	11
03	Jok, Peter		1-3	1-2	0-0	0	0	0	1	3	0	0	0	0	3
05	Clemmons, Anthony		0-3	0-1	0-0	1	1	2	1	0	2	1	0	0	19
15	McCabe, Zach		3-5	1-1	3-3	1	2	3	4	10	1	0	0	0	22
20	Uthoff, Jarrod		4-6	1-1	8-10	1	5	6	1	17	1	1	1	0	24
Team						1	0	1							
Totals			33-58	7-13	25-29	12	24	36	15	98	20	12	5	3	200

FG % 1st Half: 19-33 57.6% 2nd half: 14-25 56.0% Game: 33-58 56.9% Deadball Rebounds 2
 3FG % 1st Half: 3-7 42.9% 2nd half: 4-6 66.7% Game: 7-13 53.8%
 FT % 1st Half: 11-12 91.7% 2nd half: 14-17 82.4% Game: 25-29 86.2%

Officials: Mike Kitts, Bo Boroski, Steve McLunkins
 Technical fouls: Notre Dame-None. Iowa-None.
 Attendance: 15400
 Big Ten/ACC Challenge

Score by periods	1st	2nd	Total
Notre Dame	43	50	93
Iowa	52	46	98

Last FG - ND 2nd-00:02, IOWA 2nd-00:20.
 Largest lead - ND by 5 1st-16:41, IOWA by 11 1st-05:56.

Score tied - 7 times.
 Lead changed - 6 times.

	In	Off	2nd	Fast	Bench
Points ND IOWA	Paint 38	T/O 20	Chance 15	Break 12	7 39

Game 10 - Iowa 83, Drake 66

Official Basketball Box Score -- Game Totals -- Final Statistics
Iowa vs Drake
12/07/13 7:37 p.m. at Des Moines, Iowa (Wells Fargo Arena)

Iowa 83 • 9-1

#	Player	Total		3-Ptr		Rebounds			PF	TP	A	TO	Blk	Stl	Min
		FG-FGA	FG-FGA	FT-FTA	FT-FTA	Off	Def	Tot							
01	Basabe, Melsahn	f	7-10	0-0	1-2	2	6	8	2	15	0	1	1	0	22
30	White, Aaron	f	3-5	0-1	1-2	2	0	2	2	7	2	1	1	0	22
34	Woodbury, Adam	c	2-5	0-0	2-4	3	3	6	2	6	1	0	0	1	18
04	Marble, Roy Devyn	g	5-11	0-3	4-6	0	6	6	1	14	3	0	0	2	29
10	Gesell, Mike	g	1-4	0-1	0-0	0	3	3	3	2	2	1	0	0	16
00	Olaseni, Gabriel		0-2	0-0	3-4	1	1	2	2	3	0	1	2	1	17
03	Jok, Peter		5-12	1-5	3-4	3	4	7	1	14	1	0	0	1	20
05	Clemmons, Anthony		0-1	0-1	2-2	0	0	0	0	2	2	1	0	0	14
13	Denning, Kyle		0-0	0-0	0-0	0	0	0	0	0	0	0	0	0	1
15	McCabe, Zach		2-6	1-4	2-2	3	1	4	1	7	0	0	0	0	17
20	Uthoff, Jarrod		4-8	1-3	4-4	3	6	9	1	13	0	0	2	0	21
23	Ukah, Okey		0-0	0-0	0-0	0	0	0	0	0	0	0	0	0	1
35	Stokes, Darius		0-0	0-0	0-0	0	0	0	0	0	0	0	0	0	1
42	Meyer, Kyle		0-0	0-0	0-0	0	0	0	0	0	0	0	0	0	1
Team						0	0	0							
Totals			29-64	3-18	22-30	17	30	47	15	83	11	5	6	5	200

FG % 1st Half: 18-36 50.0% 2nd half: 11-28 39.3% Game: 29-64 45.3% Deadball Rebounds 3
 3FG % 1st Half: 1-8 12.5% 2nd half: 2-10 20.0% Game: 3-12 25.0%
 FT % 1st Half: 12-17 70.6% 2nd half: 10-13 76.9% Game: 22-30 73.3%

Drake 66 • 6-2

#	Player	Total		3-Ptr		Rebounds			PF	TP	A	TO	Blk	Stl	Min
		FG-FGA	FG-FGA	FT-FTA	FT-FTA	Off	Def	Tot							
25	Caird, Chris	f	7-11	5-8	2-2	0	5	5	3	21	1	1	0	0	36
31	Hawley, Aaron	f	3-11	1-6	0-0	0	0	0	3	7	1	0	0	0	27
45	VanDeest, Seth	c	1-2	0-0	2-2	2	3	5	2	4	1	0	1	1	19
02	Ricks, Gary	g	3-7	3-5	0-0	0	5	5	4	9	2	2	0	0	23
03	Carter, Richard	g	6-16	2-7	4-6	0	1	1	3	18	4	1	0	1	34
01	Madison, Karl		1-3	1-2	0-0	0	2	2	1	3	2	1	0	0	25
10	Berkeley, Trevor		0-1	0-1	0-0	0	0	0	2	0	1	2	0	1	11
11	Enevold, Jacob		1-4	0-0	0-0	1	4	5	3	2	1	0	0	0	15
23	McLaughlin, Mitch		0-0	0-0	0-0	0	0	0	0	0	0	0	0	0	0+
40	Ugbede, Daddy		1-3	0-0	0-0	0	2	2	0	2	0	1	0	0	10
Team						3	0	3							
Totals			23-58	12-29	8-10	6	22	28	21	66	13	9	1	3	200

FG % 1st Half: 14-29 48.3% 2nd half: 9-29 31.0% Game: 23-58 39.7% Deadball Rebounds 1,1
 3FG % 1st Half: 8-16 50.0% 2nd half: 4-13 30.8% Game: 12-29 41.4%
 FT % 1st Half: 4-5 80.0% 2nd half: 4-5 80.0% Game: 8-10 80.0%

Officials: Mike Sanzere, Kelly Pfeifer, Toby Martinez
 Technical fouls: Iowa-None. Drake-None.
 Attendance: 14512
 Game 2 of the 2013 Hy-Vee Big Four Classic

Score by periods	1st	2nd	Total
Iowa	49	34	83
Drake	40	26	66

	In	Off	2nd	Fast	Bench
Points IOWA DU	Paint 42	T/O 13	Chance 29	Break 5	8 39

Last FG - IOWA 2nd-03:06, DU 2nd-01:02.
 Largest lead - IOWA by 23 2nd-05:18, DU by 5 1st-07:59.

Score tied - 11 times.
 Lead changed - 7 times.

Game 11 - Iowa 92, Fairleigh Dickinson 59

Official Basketball Box Score -- Game Totals -- Final Statistics
Fairleigh Dickinson vs Iowa
12/09/13 6 p.m. at Carver-Hawkeye Arena - Iowa City, IA

Fairleigh Dickinson 59 • 3-9

#	Player	Total		3-Ptr		Rebounds			PF	TP	A	TO	Blk	Stl	Min
		FG-FGA	FG-FGA	FT-FTA	FT-FTA	Off	Def	Tot							
25	Gillette, Scooter	f	1-3	0-0	2-2	0	2	2	1	4	0	1	3	0	8
35	Owona, Mike	f	1-2	0-0	0-0	2	2	4	5	2	0	0	1	0	12
03	MacDonald, Matt	g	2-5	2-5	0-0	2	3	5	0	6	0	1	0	2	37
23	Sanders Jr., Sidney	g	5-20	0-3	6-6	0	0	0	2	16	2	4	0	2	33
24	Jones, Mustafa	g	1-8	1-4	0-0	0	1	1	3	3	1	0	0	1	23
02	Nix, Malachi		1-5	1-4	1-4	1	1	2	2	4	1	2	0	0	21
05	Dawson, Jayde		0-1	0-0	0-0	0	0	0	0	4	1	0	0	0	5
13	Kingsley, Scott		0-4	0-2	0-0	0	1	1	0	0	0	1	0	0	9
20	Harris, Xavier		2-4	0-0	1-2	3	1	4	3	5	2	0	1	0	13
21	Mann, Myles		0-2	0-0	0-0	1	2	3	3	0	0	0	0	0	8
22	Seilund, Mathias		8-11	3-4	0-0	0	5	5	2	19	1	0	3	2	31
Team						1	4	5							
Totals			21-65	7-22	10-14	10	22	32	22	59	11	10	8	7	200

FG % 1st Half: 10-30 33.3% 2nd half: 11-35 31.4% Game: 21-65 32.3% Deadball Rebounds 3
 3FG % 1st Half: 4-10 40.0% 2nd half: 3-12 25.0% Game: 7-22 31.8%
 FT % 1st Half: 2-4 50.0% 2nd half: 8-10 80.0% Game: 10-14 71.4%

Iowa 92 • 10-1

#	Player		Total		3-Ptr		Rebounds			PF	TP	A	TO	Blk	Stl	Min
			FG-FGA	FG-FGA	FT-FTA	Off	Def	Tot								
01	Basabe, Melsahn	f	5-7	0-0	2-4	4	7	11	3	12	0	3	2	0	16	
30	White, Aaron	f	3-4	0-0	2-2	1	1	2	1	8	3	1	0	3	16	
34	Woodbury, Adam	c	4-8	0-0	0-1	2	1	3	3	8	1	0	1	0	19	
04	Marble, Roy Devyn	g	3-9	1-3	0-0	1	2	3	1	7	2	2	0	1	20	
10	Gesell, Mike	g	1-5	0-1	4-4	0	2	2	1	6	5	1	0	2	21	
00	Olaseni, Gabriel		5-11	0-0	4-5	3	7	10	1	14	1	0	0	0	19	
03	Jok, Peter		4-7	1-2	2-2	0	2	2	0	11	4	0	0	1	24	
05	Clemmons, Anthony		2-3	0-0	0-0	1	1	2	3	4	1	0	0	0	10	
13	Denning, Kyle		1-2	0-1	0-0	0	0	0	0	2	0	0	0	0	5	
15	McCaughy, Zach		2-6	1-3	5-6	1	0	0	0	10	2	0	0	1	16	
20	Ueff, Jarrod		4-5	1-1	1-3	3	1	10	0	10	0	0	0	0	19	
35	Ukah, Okey		0-2	0-0	0-0	0	2	2	0	0	0	1	0	0	5	
28	Stokes, Darius		0-1	0-0	0-0	0	1	1	0	0	0	0	0	0	5	
42	Meyer, Kyle		0-0	0-0	0-0	0	0	0	0	0	0	0	0	0	5	
	Team					3	2	5							20	
Totals			34-70	4-11	20-27	13	35	54	13	92	19	8	3	8	500	
FG 1st Half: 17-35			48.6%	2nd half: 17-35	48.6%	Game: 34-70			48.6%	Deadball						
3FG 1st Half: 3-7			42.9%	2nd half: 1-4	25.0%	Game: 4-11			36.4%	Rebounds						
FT 1st Half: 10-16			62.5%	2nd half: 10-11	90.9%	Game: 20-27			74.1%	2						

Game 13 - Iowa 86, Ark.-Pine Bluff 61

Official Basketball Box Score -- Game Totals -- Final Statistics

Arkansas Pine Bluff vs Iowa

12/22/13 1 p.m. at Carver-Hawkeye Arena - Iowa City, IA

Arkansas Pine Bluff 61 • 2-9

#	Player	Total		3-Ptr		Rebounds			PF	TP	A	TO	Blk	Stl	Min
		FG-FGA	FG-FGA	FT-FTA	FT-FTA	Off	Def	Tot							
00	Tingle, Sean	f	0-2	0-0	0-2	1	0	1	1	0	0	2	0	0	9
03	Haynes, Davon	f	3-11	0-1	5-8	4	3	7	3	11	0	5	0	4	27
15	Whiting, Trent	f	0-1	0-0	0-0	0	1	1	0	0	0	1	2	0	14
14	Hammond, Tevin	g	7-14	4-9	1-3	1	0	1	1	19	5	5	0	2	35
23	Robinson, Ghiavonni	g	3-10	1-4	0-0	1	2	3	5	7	1	2	0	3	30
01	Mosley, Marcel		4-13	3-9	0-0	0	2	2	4	11	3	1	0	4	24
12	Floyd, Jaylon		0-1	0-0	0-0	3	0	3	4	0	1	0	0	2	12
21	Savage, Chandler		0-2	0-2	0-0	0	0	0	0	0	0	1	0	0	8
22	McIntyre, DeAndre		3-7	0-1	2-2	3	2	5	1	8	4	1	0	2	24
30	Brown, Jordan		2-4	0-0	1-2	1	1	2	1	5	0	0	0	2	16
40	Young, Jared		0-0	0-0	0-0	0	0	0	0	0	0	0	0	0	1
Team						1	1	2							
Totals			22-65	8-26	9-17	15	12	27	20	61	14	18	2	19	200
FG % 1st Half: 6-32		18.8%	2nd half: 16-33		48.5%	Game: 22-65		33.8%	Deadball		Rebounds		5		
3FG % 1st Half: 1-12		8.3%	2nd half: 7-14		50.0%	Game: 8-26		30.8%							
FT % 1st Half: 2-5		40.0%	2nd half: 7-12		58.3%	Game: 9-17		52.9%							

Iowa 86 • 11-2

#	Player	Total		3-Ptr		Rebounds			PF	TP	A	TO	Blk	Stl	Min
		FG-FGA	FG-FGA	FT-FTA	FT-FTA	Off	Def	Tot							
01	Basabe, Melsahn	f	3-5	0-0	3-5	2	3	5	1	9	0	4	1	1	20
30	White, Aaron	f	3-3	0-0	2-2	0	2	2	0	8	0	0	0	1	8
34	Woodbury, Adam	c	3-4	0-0	4-4	2	2	4	2	10	4	2	0	2	18
04	Marble, Roy Devyn	g	2-3	1-1	3-6	0	1	1	0	8	1	1	0	1	10
10	Gesell, Mike	g	2-3	0-1	0-0	1	3	4	1	4	1	3	0	1	14
00	Olaseni, Gabriel		2-4	0-0	2-2	4	2	6	4	6	2	2	1	1	16
02	Oglesby, Josh		4-5	4-5	1-2	0	2	2	0	13	2	2	0	1	20
03	Jok, Peter		0-2	0-1	1-2	0	3	3	0	1	4	4	0	1	14
05	Clemmons, Anthony		2-3	2-3	0-0	0	1	1	1	6	2	2	1	0	19
13	Denning, Kyle		1-1	0-0	0-0	0	0	0	0	2	1	1	0	0	5
15	McCabe, Zach		1-5	0-2	0-0	0	7	7	0	2	2	0	0	0	16
20	Uthoff, Jarrod		6-8	3-4	1-2	1	4	5	0	16	3	4	1	1	26
23	Ukah, Okey		0-0	0-0	0-0	0	0	0	0	0	0	0	0	0	2
35	Stokes, Darius		0-0	0-0	1-2	0	0	0	1	1	0	1	0	0	6
42	Meyer, Kyle		0-1	0-0	0-0	0	0	0	2	0	0	1	0	0	6
Team						1	1	2							
Totals			29-47	10-17	18-27	11	31	42	12	86	22	27	4	10	200
FG % 1st Half: 18-24		75.0%	2nd half: 11-23		47.8%	Game: 29-47		61.7%	Deadball		Rebounds		4		
3FG % 1st Half: 5-6		83.3%	2nd half: 5-11		45.5%	Game: 10-17		58.8%							
FT % 1st Half: 11-15		73.3%	2nd half: 7-12		58.3%	Game: 18-27		66.7%							

Officials: Ed Hightower, Steve McJunkins, Frank Spencer
Technical fouls: Arkansas Pine Bluff-None. Iowa-None.
Attendance: 15400
Fouled Out: Arkansas Pine Bluff - Robinson (03:47)

Score by periods	1st	2nd	Total
Arkansas Pine Bluff	15	46	61
Iowa	52	34	86

Last FG - UAPB 2nd-00:01, IOWA 2nd-00:47.
Largest lead - UAPB None, IOWA by 43 2nd-09:46.

	In	Off	2nd	Fast	Bench
Points	Paint	T/O	Chance	Break	
UAPB	28	20	7	9	24
IOWA	32	18	15	14	47

Score tied - 0 times.
Lead changed - 0 times.

Game 14 - Iowa 67, Nebraska 57

Official Basketball Box Score -- Game Totals -- Final Statistics

Nebraska vs Iowa

12/31/13 6 p.m. at Carver-Hawkeye Arena - Iowa City, Iowa

Nebraska 57 • 8-5, 0-1

#	Player	Total		3-Ptr		Rebounds			PF	TP	A	TO	Blk	Stl	Min
		FG-FGA	FG-FGA	FT-FTA	FT-FTA	Off	Def	Tot							
05	Petteway, Terran	f	8-18	2-6	2-3	2	10	12	4	20	1	4	1	0	35
35	Pitchford, Walter	f	4-15	1-4	4-4	8	4	12	2	13	1	0	0	0	30
00	Webster, Tai	g	0-4	0-1	2-2	0	3	3	4	2	4	2	0	4	31
15	Gallegos, Ray	g	0-0	0-0	0-1	0	1	1	4	0	2	1	0	1	23
31	Shields, Shavon	g	4-12	2-3	0-0	3	1	4	2	10	0	2	0	2	37
01	Biggs, Deverell		4-12	0-2	4-8	1	3	4	5	12	1	2	0	2	20
03	Parker, Benny		0-1	0-0	0-0	0	0	0	0	0	0	0	0	0	3
04	Hawkins, Nathan		0-3	0-2	0-0	0	2	2	4	0	0	0	0	0	11
21	Smith, Leslee		0-2	0-0	0-0	1	1	2	3	0	0	0	0	1	10
Team						2	2	4							
Totals			20-67	5-18	12-18	17	27	44	28	57	9	12	1	10	200
FG % 1st Half: 10-38		26.3%	2nd half: 10-29		34.5%	Game: 20-67		29.9%	Deadball		Rebounds		4		
3FG % 1st Half: 2-9		22.2%	2nd half: 3-9		33.3%	Game: 5-18		27.8%							
FT % 1st Half: 1-2		50.0%	2nd half: 11-16		68.8%	Game: 12-18		66.7%							

Iowa 67 • 12-2, 1-0

#	Player	Total		3-Ptr		Rebounds			PF	TP	A	TO	Blk	Stl	Min
		FG-FGA	FG-FGA	FT-FTA	FT-FTA	Off	Def	Tot							
01	Basabe, Melsahn	f	2-5	0-0	1-2	1	6	7	1	5	0	1	3	1	23
30	White, Aaron	f	5-10	1-3	2-4	0	7	7	2	13	2	1	0	2	37
34	Woodbury, Adam	c	4-5	0-0	0-0	2	2	4	1	8	1	1	1	0	15
04	Marble, Roy Devyn	g	4-12	0-1	7-11	4	4	8	3	15	2	2	0	0	31
10	Gesell, Mike	g	2-5	0-1	3-6	0	1	1	1	7	3	4	0	2	19
00	Olaseni, Gabriel		1-1	0-0	0-0	1	4	5	1	2	0	1	2	0	12
02	Oglesby, Josh		0-2	0-1	0-0	0	0	0	1	0	0	1	1	0	11
03	Jok, Peter		0-0	0-0	1-2	0	0	0	0	1	0	0	0	0	4
05	Clemmons, Anthony		0-0	0-0	2-4	0	1	1	4	2	1	2	0	0	15
15	McCabe, Zach		1-4	0-0	1-3	0	1	1	3	3	1	0	0	1	11
20	Uthoff, Jarrod		3-4	0-0	5-7	0	4	4	0	11	0	2	1	0	22
Team						2	2	4							
Totals			22-48	1-6	22-39	10	32	42	17	67	10	15	8	6	200
FG % 1st Half: 12-26		46.2%	2nd half: 10-22		45.5%	Game: 22-48		45.8%	Deadball		Rebounds		6		
3FG % 1st Half: 1-6		16.7%	2nd half: 0-0		0.0%	Game: 1-6		16.7%							
FT % 1st Half: 5-11		45.5%	2nd half: 17-28		60.7%	Game: 22-39		56.4%							

Officials: Gene Statore, Mike Eades, Larry Sciotto
Technical fouls: Nebraska-None. Iowa-None.
Attendance: 15400
Fouled Out: Nebraska - Biggs (00:33)

Score by periods	1st	2nd	Total
Nebraska	23	34	57
Iowa	30	37	67

Last FG - NEB 2nd-00:27, IOWA 2nd-08:16.
Largest lead - NEB by 6 1st-09:03, IOWA by 20 2nd-08:16.

	In	Off	2nd	Fast	Bench
Points	Paint	T/O	Chance	Break	
NEB	22	15	15	8	12
IOWA	38	13	11	6	19

Score tied - 2 times.
Lead changed - 5 times.

Radio / TV Roster



#0
GABRIEL OLASENI
C, 6-10, 225, Jr.



#1
MELSAHN BASABE
F, 6-7, 220, Sr.



#2
JOSH OGLESBY
G, 6-5, 208, Jr.



#3
PETER JOK
G, 6-6, 200, Fr.



#4
ROY DEVYN MARBLE
G, 6-6, 200, Sr.



#5
ANTHONY CLEMMONS
G, 6-1, 195, So.



#10
MIKE GESELL
G, 6-1, 190, So.



#13
KYLE DENNING
G, 6-1, 160, Jr.



#15
ZACH McCABE
F, 6-7, 235, Sr.



#20
JARROD UTHOFF
F, 6-9, 208, So.



#30
AARON WHITE
F, 6-9, 220, Jr.



#32
OKEY UKAH
F, 6-6, 210, Jr.



#34
ADAM WOODBURY
C, 7-1, 235, So.



#35
DARIUS STOKES
F, 6-7, 203, Jr.



#42
KYLE MEYER
F, 6-10, 225, So.



FRAN MCCAFFERY
Head Coach



KIRK SPERAW
Assistant Coach



SHERMAN DILLARD
Assistant Coach



ANDREW FRANCIS
Assistant Coach



BILLY TAYLOR
Dir. of Operations

IOWA HAWKEYE BASKETBALL
Iowa Combined Team Statistics (as of Jan 02, 2014)
All games

RECORD:	OVERALL	HOME	AWAY	NEUTRAL
ALL GAMES	12-2	9-0	0-1	3-1
CONFERENCE	1-0	1-0	0-0	0-0
NON-CONFERENCE	11-2	8-0	0-1	3-1

##	Player	gp-gs	min	avg	Total		3-Point		F-Throw		Rebounds				pf	dq	a	to	blk	stl	pts	avg
					fg-fga	fg%	3fg-fga	3fg%	ft-fa	ft%	off	def	tot	avg								
04	Marble, Roy Devyn	14-14	368	26.3	68-168	.405	18-58	.310	60-93	.645	16	36	52	3.7	15	0	48	19	2	28	214	15.3
30	White, Aaron	14-14	342	24.4	66-100	.660	3-11	.273	50-60	.833	21	67	88	6.3	16	1	30	26	6	13	185	13.2
20	Uthoff, Jarrod	14-0	293	20.9	49-86	.570	10-19	.526	44-53	.830	21	70	91	6.5	18	0	13	16	19	5	152	10.9
15	McCabe, Zach	14-0	229	16.4	36-86	.419	16-39	.410	22-30	.733	19	27	46	3.3	31	2	15	10	0	6	110	7.9
01	Basabe, Melsahn	14-14	256	18.3	41-77	.532	0-0	.000	21-35	.600	23	64	87	6.2	19	0	2	15	13	7	103	7.4
03	Jok, Peter	14-0	191	13.6	30-79	.380	12-38	.316	24-30	.800	5	17	22	1.6	12	0	17	12	2	6	96	6.9
02	Oglesby, Josh	2-0	31	15.5	4-7	.571	4-6	.667	1-2	.500	0	2	2	1.0	1	0	2	3	1	1	13	6.5
00	Olaseni, Gabriel	14-0	222	15.9	28-64	.438	0-0	.000	32-43	.744	37	37	74	5.3	28	0	8	11	26	4	88	6.3
10	Gesell, Mike	14-14	286	20.4	31-78	.397	12-32	.375	13-21	.619	4	23	27	1.9	26	1	47	15	1	16	87	6.2
34	Woodbury, Adam	14-14	231	16.5	32-62	.516	0-0	.000	18-25	.720	25	35	60	4.3	37	2	18	14	5	6	82	5.9
05	Clemmons, Anthony	14-0	252	18.0	19-33	.576	6-13	.462	20-30	.667	3	23	26	1.9	20	0	41	17	4	7	64	4.6
13	Denning, Kyle	8-0	41	5.1	6-11	.545	2-7	.286	0-0	.000	0	3	3	0.4	1	0	4	1	0	1	14	1.8
42	Meyer, Kyle	8-0	47	5.9	2-9	.222	1-4	.250	1-2	.500	4	11	15	1.9	5	0	4	5	0	1	6	0.8
23	Ukah, Okey	8-0	25	3.1	1-4	.250	0-0	.000	1-2	.500	1	4	5	0.6	0	0	0	1	1	0	3	0.4
35	Stokes, Darius	8-0	36	4.5	1-6	.167	0-0	.000	1-2	.500	1	2	3	0.4	7	0	0	2	0	0	3	0.4
Team											22	16	38		1							
Total.....		14	2850		414-870	.476	84-227	.370	308-428	.720	202	437	639	45.6	237	6	249	167	80	101	1220	87.1
Opponents.....		14	2850		322-891	.361	91-335	.272	174-265	.657	183	318	501	35.8	323	12	173	201	39	94	909	64.9

TEAM STATISTICS	IOWA	OPP	Date	Opponent	Score	Att.
SCORING	1220	909	11/08/13	UNC WILMINGTON	w 82-39	15293
Points per game	87.1	64.9	11/10/13	NEBRASKA-OMAHA	w 83-75	14271
Scoring margin	+22.2	-	11/14/13	MD. EASTERN SHORE	w 109-63	13374
FIELD GOALS-ATT	414-870	322-891	11/17/13	ABILENE CHRISTIAN	w 103-41	14733
Field goal pct	.476	.361	11/22/13	PENN	w 86-55	15400
3 POINT FG-ATT	84-227	91-335	^ 11/28/13	vs Xavier	Wot 77-74	2258
3-point FG pct	.370	.272	^ 11/29/13	vs UTEP	w 89-53	2664
3-pt FG made per game	6.0	6.5	^ 11/30/13	vs Villanova	Lot 83-88	2593
FREE THROWS-ATT	308-428	174-265	12/03/13	NOTRE DAME	w 98-93	15400
Free throw pct	.720	.657	# 12/07/13	vs Drake	w 83-66	14512
F-Throws made per game	22.0	12.4	12/09/13	FAIRLEIGH DICKINSON	w 92-59	13501
REBOUNDS	639	501	12/13/13	at Iowa State	L 82-85	14384
Rebounds per game	45.6	35.8	12/22/13	ARKANSAS PINE BLUFF	w 86-61	15400
Rebounding margin	+9.9	-	* 12/31/13	NEBRASKA	w 67-57	15400
ASSISTS	249	173				
Assists per game	17.8	12.4				
TURNOVERS	167	201				
Turnovers per game	11.9	14.4				
Turnover margin	+2.4	-				
Assist/turnover ratio	1.5	0.9				
STEALS	101	94				
Steals per game	7.2	6.7				
BLOCKS	80	39				
Blocks per game	5.7	2.8				
ATTENDANCE	132772	36411				
Home games-Avg/Game	9-14752	1-14384				
Neutral site-Avg/Game	-	4-5507				

* = Conference game
^ = Battle 4 Atlantis, Paradise Island, Bahamas
= Big Four Classic, Des Moines, Iowa

Score by Periods	1st	2nd	OT	Totals
Iowa	628	573	19	1220
Opponents	404	484	21	909