

FIGHT FOR HAWKEYE



2018-19 MEDIA GUIDE



Jan Jensen
ASSOCIATE HEAD COACH
 // 19TH SEASON AT IOWA
 // RECRUITING COORDINATOR
 // WORKS WITH POST PLAYERS

Jenni Fitzgerald
ASSOCIATE HEAD COACH
 // 19TH SEASON AT IOWA
 // SCOUT COORDINATOR, RECRUITING ASSISTANT
 // WORKS WITH PERIMETER PLAYERS

Raina Harmon
ASSISTANT COACH
 // 2ND SEASON AT IOWA
 // RECRUITING ASSISTANT
 // WORKS WITH PERIMETER PLAYERS



Lisa Bluder
HEAD COACH

- // 19TH SEASON AT IOWA, 35TH SEASON OVERALL
- // ALL-TIME WINNINGEST COACH IN PROGRAM HISTORY
- // 1-OF-10 ACTIVE MAJOR COLLEGE COACHES WITH 700+ WINS
- // LED IOWA TO 17 POSTSEASON APPEARANCES (13 NCAA AND THREE WNIT) IN 18 SEASONS, INCLUDING A SWEET SIXTEEN APPEARANCE IN 2014-15
- // THREE-TIME BIG TEN COACH OF THE YEAR (2001, 2008, 2010), THREE-TIME WBCA REGIONAL COACH OF THE YEAR (2008, 2011, 2018), AND 2015 CAROL ECKMAN AWARD RECIPIENT
- // 9 NCAA TOURNAMENT APPEARANCES IN THE LAST 11 YEARS

WOMEN'S BASKETBALL
 TOURNAMENT
WINNERS

2001



2018-19 Schedule

| Date | Opponent | Time (TV) |
|----------------|--------------------------------------|-----------------|
| Nov. 6 | Dakota Wesleyan (Exh.) | 7 p.m. |
| Nov. 9 | Oral Roberts | 7 p.m. |
| Nov. 13 | at Western Kentucky | TBD |
| Nov. 17 | North Carolina Central | TBD |
| Nov. 23 | vs. West Virginia # | 4:15 p.m. |
| Nov. 24 | vs. Eastern Kentucky/Florida State # | TBD |
| Nov. 29 | at Notre Dame ^ | 6 p.m. (ESPN2) |
| Dec. 2 | Robert Morris | 2 p.m. |
| Dec. 5 | Iowa State + | 7 p.m. |
| Dec. 8 | IUPUI | 2 p.m. |
| Dec. 16 | Northern Iowa | 2 p.m. |
| Dec. 21 | at Drake | 6 p.m. |
| Dec. 30 | at Michigan State | 12 p.m. (ESPN2) |
| Jan. 3 | Nebraska | 7 p.m. |
| Jan. 7 | Wisconsin | 7 p.m. |
| Jan. 10 | at Purdue | 7 p.m. (BTN) |
| Jan. 14 | at Minnesota | 6 p.m. (ESPN2) |
| Jan. 17 | Michigan | 7 p.m. (BTN) |
| Jan. 20 | at Illinois | 2 p.m. |
| Jan. 23 | Rutgers | 7 p.m. |
| Jan. 27 | Purdue | 2 p.m. |
| Jan. 31 | at Michigan | 5 p.m. (BTN) |
| Feb. 3 | at Penn State | 1 p.m. |
| Feb. 7 | Michigan State | 8 p.m. (BTN) |
| Feb. 10 | at Ohio State | 3 p.m. (BTN) |
| Feb. 14 | Illinois | 7 p.m. |
| Feb. 17 | Maryland | 12 p.m. (ESPN2) |
| Feb. 21 | at Indiana | 7 p.m. (BTN) |
| Feb. 25 | at Nebraska | 7:30 p.m. (BTN) |
| March 3 | Northwestern | TBD |
| March 6-10 | Big Ten Tournament | TBD |
| March 22-25 | NCAA First/Second Rounds | TBD |
| | (Campus Sites) | |
| March 29-Apr.1 | NCAA Regionals | TBD |
| | (TBA) | |
| April 5 | NCAA National Semifinals | TBD |
| | (Tampa Bay, Florida) | |
| April 7 | NCAA National Championship | TBD |
| | (Tampa Bay, Florida) | |

Note: Game times are central time and are subject to change.

- # - Junkanoo Jam
- ^ - ACC/Big Ten Challenge
- + - Iowa Corn Cy-Hawk Series

University of Iowa Nondiscrimination Statement

The University of Iowa prohibits discrimination in employment, educational programs, and activities on the basis of race, creed, color, religion, national origin, age, sex, pregnancy, disability, genetic information, status as a U.S. veteran, service in the U.S. military, sexual orientation, gender identity, associational preferences, or any other classification that deprives the person of consideration as an individual. The university also affirms its commitment to providing equal opportunities and equal access to university facilities. For additional information on nondiscrimination policies, contact the Director, Office of Equal Opportunity and Diversity, the University of Iowa, 202 Jessup Hall, Iowa City, IA, 52242-1316, 319-335-0705 (voice), 319-335-0697 (TDD), diversity@uiowa.edu.

Table of Contents

| | |
|---|-------|
| 2018-19 Season Preview | 2 |
| Roster | 3 |
| 2018-19 at a Glance | 4 |
| UI President Bruce Harrel | 5 |
| UI Director of Athletics Gary Barta | 5-6 |
| Head Coach Lisa Bluder | 7-9 |
| Associate Head Coach Jan Jensen | 10 |
| Associate Head Coach Jenni Fitzgerald | 11 |
| Assistant Coach Raina Harmon/Dir. of Player Develop. Abby Stamp | 12 |
| Director of Operations Kathryn Reynolds/Support Staff | 13 |
| Meet the Hawkeyes | 14-24 |
| 2017-18 Results/Statistics | 25-26 |
| NCAA Tournament History | 27 |
| Big Ten Championship Teams | 28 |
| Individual Awards and Honors | 29-31 |
| Consensus All-Americans | 32-33 |
| 1,000-Point Club | 34 |
| Series Records vs. Opponents | 35-47 |
| Carver-Hawkeye Arena Records | 48-49 |
| Individual Records | 50-51 |
| Single-Season Scoring Leaders | 52 |
| Team Records | 53 |
| Class Records | 54-55 |
| Career Leaders | 56-57 |
| Incidental Stats and Overtime Results | 58 |
| Postseason Records | 59 |
| Individual/Team Top 10 | 60 |
| Iowa Coaching Records | 61 |
| All-Time Results | 62-69 |
| Year-by-Year Individual Leaders | 70 |
| Year-by-Year Team Statistics | 71 |
| All-Time Letterwinners | 72 |
| All-Time Jersey Numbers | 73 |
| Hawkeye Challenge Results | 74 |
| Hawkeye Visions | 75 |
| Athletic Communications | 76 |
| Radio/TV Roster | 77 |

Iowa Athletic Communications

S300 Carver-Hawkeye Arena
 One Elliott Drive
 Iowa City, IA 52242
 Office Telephone: 319-335-9411
 FAX Number: 319-335-9417

Brandee Britt, Assistant Director, Women's Basketball Contact
brandee-britt@uiowa.edu

CREDITS

Publisher: The University of Iowa Athletics Department
Front Cover: Tania Davis, Megan Gustafson, Hannah Stewart
Back Cover: Kathleen Doyle, Makenzie Meyer, Alexis Sevillian
Editors: Brandee Britt, Anne Riley
Design: Mindy Gardner
Photographers: Brian Ray; Darren Miller
Printer: University of Iowa Printing
To Order: Iowa Basketball Media Guides are available at the Hawkeye Fan Shop. For more information call the Hawkeye Fan Shop (844) 813-6770.



2018-19 SEASON STORYLINES

2017-18 RECAP

- The Hawkeyes finished the 2017-18 season with a 24-8 overall record.
- Iowa registered its 12th upper division finish in conference. 6 seed.
- Iowa has advanced to the postseason in 11 consecutive seasons (nine NCAA and two WNIT).
- The Hawkeyes finished the 2017-18 season ranked second nationally in defensive rebounds per game (31), third in assists per game (21.4), fifth in field goal percentage (48.9), seventh in total assists (686) and fewest fouls per game (13.2), eighth in fewest fouls (422), and 12th in free throw percentage (77.1).

RETURNERS

- The Hawkeyes return nine letterwinners, including four starters in All-American and 2017 Big Ten Player of the Year Megan Gustafson, Kathleen Doyle, Makenzie Meyer, and Alexis Sevillian.
- Six of Iowa's top-seven scorers from last season return. Megan Gustafson led the 2017-18 squad, scoring a NCAA-leading 25.7 points per game. Juniors Kathleen Doyle (11.1) and Makenzie Meyer (10.8), senior Tania Davis (10.8), redshirt sophomore Alexis Sevillian (8.7), and senior Hannah Stewart (7.3) also return for the Hawkeyes.

NEWCOMERS

- Guard Tomi Taiwo enters her freshman season after leading three different high school teams to sectional championships.
- Guard Kate Martin joins the squad after leading Edwardsville to a state runner-up finish in 2017. She will redshirt this season with a torn ACL.
- Forward Logan Cook enters her first year after leading Iowa City West to two Class 5A State Semifinal appearances.
- Forward/Center Monika Czinano joins the Hawkeyes after guiding her high school team, Watertown Mayer, to back-to-back Wright County West Championships (2016, 2017).

THE BIG THREE

- The Hawkeyes are led by seniors Tania Davis, Megan Gustafson, and Hannah Stewart.
- Together, the trio accounted for 1,174 of Iowa's 2,518 total points (47 percent) and 594 of Iowa's 1,351 rebounds (44 percent).

MEET THE CAPTAINS

- For the second straight year, senior Hannah Stewart and junior Kathleen Doyle have been named captains by their teammates.

- Stewart shot a career-best 49.3 percent from the field in her junior campaign.
- Doyle, a second team All-Big Ten selection, returns for her junior season after leading the Big Ten with 7.5 assists per game in conference play.

ALL-AMERICAN MEGAN GUSTAFSON

- Senior Megan Gustafson was named an All-American by seven different media outlets last season. They include: Sports Illustrated (first team), the Associated Press (second team), USBWA (second team), College Sports Madness (second team), USA Today (second team), ESPNW (third team), and WBCA (honorable mention).
- Gustafson became the fifth Hawkeye in program history to earn Big Ten Player of the Year honors. She is the first Hawkeye to win the award since Tangela Smith in 1998.
- Gustafson led the nation in points per game (25.7), field goal percentage (67.1), and field goals made (320).
- The Port Wing, Wisconsin, native finished the year ranked in top-nine nationally in nine statistical categories. She led the nation in points per game (25.7), field goal percentage (67.1), and field goals made (320), ranked third in double-double (28) and total points (823), fourth in defensive rebounds per game (9), fifth in rebounds per game (12.8), sixth in total rebounds (411), and ninth in free throws made (183).
- Gustafson was one of only two NCAA women's basketball players in the last 10 years to average 24 or more points and 12 or more rebounds (Chiney Ogwumike, 2014).

RECORD WATCH

- Senior Megan Gustafson has 1,803 career points. She needs 300 points to break Ally Disterhoft's all-time career scoring mark of 2,102 set in 2017.
- Gustafson has 979 career rebounds. She needs 89 rebounds to break Cindy Haugejorde's career rebounding record of 1,067 set in 1980.
- Gustafson is 21 rebounds shy of career rebound No. 1,000. Only Cindy Haugejorde (1976-80) has surpassed 1,000 career rebounds.

THE HEAD HAWK

- Lisa Bluder enters her 19th season as Iowa's head coach.
- Under Bluder's direction, the Hawkeyes have advanced to 17 postseason appearances (13 NCAA and four WNIT) in 18 seasons, including NCAA Tournament berths in nine of the last 11 seasons.
- Iowa has advanced to the postseason in 11 consecutive seasons (nine NCAA and two WNIT).

**Numerical**

| No. | Name | Yr. | Ht. | Pos. | Hometown (High School/Last School) |
|-----|--------------------|--------|------|------|-------------------------------------|
| 1 | Tomi Taiwo | Fr. | 5-10 | G | Carmel, Ind. (Carmel) |
| 3 | Makenzie Meyer | Jr. | 5-9 | G | Mason City, Iowa (Mason City) |
| 5 | Alexis Sevillian | RS So. | 5-5 | G | Goodrich, Mich. (Goodrich) |
| 10 | Megan Gustafson | Sr. | 6-3 | F/C | Port Wing, Wis. (South Shore) |
| 11 | Tania Davis | Sr. | 5-3 | G | Grand Blanc, Mich. (Goodrich) |
| 20 | Kate Martin | Fr. | 6-0 | G | Edwardsville, Ill. (Edwardsville) |
| 21 | Hannah Stewart | Sr. | 6-2 | F | Minot, N.D. (Bishop Ryan Catholic) |
| 22 | Kathleen Doyle | Jr. | 5-9 | G | LaGrange Park, Ill. (Benet Academy) |
| 23 | Logan Cook | Fr. | 6-1 | F | Iowa City, Iowa (West) |
| 24 | Zion Sanders | So. | 5-8 | G | Evansville, Ind. (Central) |
| 25 | Monika Czinano | Fr. | 6-3 | F/C | Watertown, Minn. (Watertown-Mayer) |
| 31 | Paula Valino Ramos | So. | 6-3 | F/C | Ourense, Spain (Ies Otero Pedrayo) |
| 43 | Amanda Ollinger | Jr. | 6-1 | F | Cedar Rapids, Iowa (Linn-Mar) |

Head Coach: Lisa Bluder (19th year -- Northern Iowa, 1983)

Associate Head Coach: Jan Jensen (19th year -- Drake, 1991)

Associate Head Coach: Jenni Fitzgerald (19th year -- Drake, 1990)

Assistant Coach: Raina Harmon (2nd year -- Central Michigan, 2004)

Director of Player Development: Abby (Emmert) Stamp (10th year -- Iowa, 2008)

Director of Basketball Operations: Kathryn Reynolds (2nd year -- Iowa, 2015)

Video Coordinator: Ryan Gruebel (2nd year -- Ohio State, 2013)

Alphabetical

| No. | Name | Yr. | Ht. | Pos. | Hometown (High School/Last School) |
|-----|--------------------|-----|------|------|-------------------------------------|
| 23 | Logan Cook | Fr. | 6-1 | F | Iowa City, Iowa (Iowa City West) |
| 25 | Monika Czinano | Fr. | 6-3 | F/C | Watertown, Minn. (Watertown-Mayer) |
| 11 | Tania Davis | Sr. | 5-3 | G | Grand Blanc, Mich. (Goodrich) |
| 22 | Kathleen Doyle | Jr. | 5-9 | G | LaGrange Park, Ill. (Benet Academy) |
| 10 | Megan Gustafson | Sr. | 6-3 | F/C | Port Wing, Wis. (South Shore) |
| 20 | Kate Martin | Fr. | 6-0 | G | Edwardsville, Ill. (Edwardsville) |
| 3 | Makenzie Meyer | Jr. | 5-9 | G | Mason City, Iowa (Mason City) |
| 43 | Amanda Ollinger | Jr. | 6-1 | F | Cedar Rapids, Iowa (Linn-Mar) |
| 24 | Zion Sanders | So. | 5-8 | G | Evansville, Ind. (Central) |
| 5 | Alexis Sevillian | So. | 5-5 | G | Goodrich, Mich. (Goodrich) |
| 21 | Hannah Stewart | Sr. | 6-2 | F | Minot, N.D. (Bishop Ryan Catholic) |
| 1 | Tomi Taiwo | Fr. | 5-10 | G | Carmel, Ind. (Carmel) |
| 31 | Paula Valino Ramos | So. | 6-3 | F/C | Ourense, Spain (Ies Otero Pedrayo) |

PRONUNCIATION GUIDE

| | |
|--------------------|--------------------------|
| Lisa Bluder | BLUE-dir |
| Monika Czinano | Monica Sih-NAN-oh |
| Tania Davis | Tun-EYE-uh |
| Megan Gustafson | GUS-toff-son |
| Amanda Ollinger | OH-ling-gir |
| Alexis Sevillian | Suh-VILL-an |
| Tomi Taiwo | Toe-Me TYE-WOAH |
| Paula Valino Ramos | POW-la Va-lin-yo RAY-mos |



2017-18 Record: 24-8

Big Ten Conference Record: 11-5/T-3rd

2017-18 Postseason: 1st Round NCAA Tournament

2017-18 Final Ranking (AP/USA Today): N/A

Starters Returning/Lost: 4/1

Letterwinners Returning/Lost: 9/2

Head Coach: Lisa Bluder, 19th year at Iowa

Alma Mater/Year: Northern Iowa/1983

Career Record/Years: 723-352 (.673)/34 years

Bluder at Iowa/Years: 367-210 (.636)/18 years

Big Ten Record: 179-119 (.601)

Associate Head Coaches:

Jan Jensen, 19th year at Iowa (Drake/1991)

Jenni Fitzgerald, 19th year at Iowa (Drake/1992)

Assistant Coach:

Raina Harmon, 2nd year at Iowa (Central Michigan/2004)

Director of Player Development:

Abby (Emmert) Stamp, 10th year at Iowa (Iowa/2008)

Director of Basketball Operations:

Kathryn Reynolds, 2nd year at Iowa (Iowa/2015)

Video Coordinator:

Ryan Gruebel, 2nd year at Iowa (Ohio State/2013)

Athletic Trainer:

Jennie Sertterh (Southern Illinois/1996)

Basketball Secretary: Brenda Kral

Basketball Office

N211 Carver-Hawkeye Arena

Iowa City, IA 52242

Telephone: 319-335-9258

Letterwinners Returning (9):

*Megan Gustafson, Sr., F/C, 6-3 (25.7 ppg, 12.8 rpg, 2.1 bpg)

*Kathleen Doyle, Jr., G, 5-9 (11.1 ppg, 3.7 rpg, 6.6 apg)

*Makenzie Meyer, Jr., G, 5-9 (10.8 ppg, 1.8 rpg, 4.3 apg)

*Alexis Sevillian, RS So., G, 5-6 (8.7 ppg, 2.1 rpg, 2.4 apg)

Tania Davis, Sr., G, 5-4 (9.7 ppg, 3.2 rpg, 5.2 apg)

Hannah Stewart, Sr., F, 6-2 (7.3 ppg, 4.5 rpg, 0.8 bpg)

Amanda Ollinger, Jr., F, 6-1 (3.0 ppg, 4.1 rpg)

Zion Sanders, So., G, 5-8 (0.6 ppg, 0.2 rpg)

Paula Valino Ramos, So., F/C, 6-3 (1.4 ppg, 0.9 rpg)

Newcomers (4):

Logan Cook, Fr., G, 5-8, Iowa City, Iowa. (Iowa City West)

Monika Czinano, Fr., F/C, 6-3, Watertown, Minn. (Watertown-Mayer)

Kate Martin, Fr., G, 6-0, Edwardsville, Ill. (Edwardsville)

Tomi Taiwo, Fr., G, 5-10, Carmel, Ind. (Carmel)

Letterwinners Lost (2):

* Chase Coley, Sr., F, 6-3 (8.9 ppg, 5.8 rpg, 0.8 bpg)

Carly Mohns, Sr., F, 6-1 (1.8 ppg, 2.3 rpg)

**Denotes starter*

Personnel Breakdown

By Class:

Seniors (3): Davis, Gustafson, Stewart

Juniors (3): Doyle, Meyer, Ollinger

Sophomores (3): Sanders, Sevillian, Valino Ramos

Freshmen (4): Cook, Czinano, Martin, Taiwo

By Height:

5-3: Davis

5-5: Sevillian

5-8: Sanders, Cook

5-9: Doyle, Meyer

5-10: Taiwo

6-0: Martin

6-1: Ollinger

6-2: Stewart

6-3: Gustafson, Valino Ramos, Czinano



Bruce Harreld
President
University of Iowa



Bruce Harreld became the 21st president of the University of Iowa on November 2, 2015. He received a Bachelor of Engineering degree from Purdue University and a Master of Business Administration degree from Harvard University.

President Harreld served on the faculty of Harvard Business School from 2008–2014, with dual appointments to the entrepreneurial and strategy units. He was faculty chair of the Building New Businesses in Established Organizations program. As a faculty member, he taught in numerous executive programs in Cambridge, Qatar, Mumbai, and Shanghai. He also has been an adjunct professor at Northwestern University in the Kellogg School of Management, developing the first-ever MBA course on Strategic Use of Information Technology.

President Harreld has served in several corporate leadership positions. As senior vice president and division president of Kraft General Foods, he led the strategic unit that formulated strategy and executed acquisitions for


this multibillion-dollar company. As president and board member of Boston Market Company, he, along with five other partners, led the organization from 20 stores in the Boston area to over 1,100 stores nationally. As senior vice president of IBM, President Harreld worked with the CEO and senior management team to chart the organization's transformation from near bankruptcy, led the business transformation team that streamlined operations and reintegrated the global organization, and led the strategy unit that was responsible for the formulation and execution of the company's overall strategy. President Harreld has also served as a consultant, advising public, private, and military organizations on leadership, organic growth, and strategic renewal, including serving as manager, vice president, and member of the board of the Boston Consulting Group.

President Harreld is the author or coauthor of numerous articles and book chapters in such journals and magazines as the Harvard Business Review, California Management Review, and Financial Executive, and books and monographs such as *Leading Sustainable Change: An Organizational Perspective* (Oxford University Press, 2015) and *Core Curriculum Strategy Reading: Executive Strategy* (Harvard Business Publishing, 2014). He has also authored or coauthored several case studies for Harvard Business Publishing.

President Harreld has received several awards, including the Accenture Award for best business article of the year and the Distinguished Industrial Engineer and Distinguished Engineering Awards from Purdue University.

President Harreld is married to Mary Gillilan Harreld, an attorney. They have four children and six grandchildren.

Gary Barta
Director of Athletics
University of Iowa




Gary Barta is in his 13th year as the director of athletics at the University of Iowa, where he occupies the Henry B. and Patricia B. Tippie Director of Athletics Chair. The position was recently endowed by the Tippies, longtime supporters of the University of Iowa and Hawkeye Athletics. Henry B. Tippie earned his UI degree in 1949 and was presented an honorary degree in 2009.

Barta was recognized by the National Association of Collegiate Directors of Athletics (NACDA) as a 2015-16 Under Armour Athletics Director of the Year. In 2016, Barta received a contract extension keeping him in Iowa City through 2021.

• Win •

- Football: Iowa football closed the season with a win in the New Era Pinstripe Bowl, winning eight or more games for the third consecutive season. The Hawkeyes have won 28 games over the past three seasons, matching the third best three-year win total in school history. Head coach Kirk Ferentz has earned 143 career victories at Iowa, matching the school record held by Hayden Fry. Along with the bowl victory, Iowa also won three of four rivalry trophy games. Senior linebacker Josey Jewell and junior defensive back Josh Jackson each earned consensus All-America honors.
- Women's Basketball: Iowa made its 17th postseason tournament appearance in Lisa Bluder's 18 seasons as head coach. Iowa compiled a 24-8 overall record, marking the 11th 20-win season under Bluder. The Hawkeyes made their 25th NCAA Tournament appearance, earning a No. 6 seed in the Kansas City region. The Hawkeyes finished the season ranked in the top 15 nationally in seven categories. Junior Megan Gustafson registered one of the best seasons in program history. The Port Wing, Wisconsin, native averaged 25.7 points, 12.8 rebounds, and shot 67 percent from the field in 32 contests this season. Gustafson was named an All-American by seven different media outlets, including first-team distinction by Sports Illustrated. The Big Ten Player of the Year and unanimous first-team All-Big Ten selection was the NCAA Statistical Champion in points per game, field goal percentage, and field goals made.
- Men's Basketball: Head coach Fran McCaffery, who won his 400th career game as a head coach in 2018, has led the Hawkeyes to postseason



tournaments six of the last seven seasons (3 NCAA, 3 NIT). He is the first coach in program history to win 18 or more games in six consecutive years (2012-17). Iowa is one of only four teams to have finished in the first division of the Big Ten Conference five of the last six seasons (Michigan State, Ohio State, and Wisconsin).

- Wrestling: The Hawkeyes placed third at the NCAA Championships, earning one individual national title and crowing five All-Americans. It marked the 10th time in the last 11 years the Hawkeyes won a team trophy at the national tournament. Freshman Spencer Lee won the 125-pound NCAA title, and Brandon Sorensen became the 20th four-time All-American in school history. Michael Kemerer, Alex Marinelli, and Sam Stoll also earned All-America honors. The Hawkeyes won the Dan Gable Traveling Trophy for the eighth consecutive year by running their win streak against Iowa State to 14 duals.
- Rowing: Fifth-year head coach Andrew Carter led Iowa to its second straight appearance at the NCAA Championships in 2018, with the Hawkeyes placing 11th in the nation for their highest finish in program history. The Hawkeyes placed fourth at the Big Ten Championships with a school-record 111 points. Sophomore Contessa Harold was named Big Ten Co-Athlete of the Year, and two additional Hawkeyes - senior Kaelynn Heiberg and sophomore Hunter Koenigsfeld - were named to the All-Big Ten team. The Hawkeyes reached as high as No. 7 in the national rankings, their highest ranking in program history. Carter was named the Collegiate Rowing Coaches Association (CRCA) Region 4 Coach of the Year.
- Baseball: Rick Heller and the Iowa baseball team posted its fifth straight



30-win season, finishing 33-20 in 2018. The Hawkeyes qualified for the Big Ten Tournament for a record fifth straight season. Senior Tyler Cropley earned second-team All-America honors by Collegiate Baseball and four Hawkeyes earned All-Big Ten recognition, including three first-team selections.

- Track & Field: Joey Woody's track and field team sent 13 athletes to compete in 16 events at the NCAA Outdoor Championships. The women set a school record with a 13th place finish, scoring 19 points behind All-America performances by Jahisha Thomas and Laulauga Tausaga. Thomas, the Big Ten's Field Athlete of the Year, placed third in the long jump and sixth in the triple jump. Tausaga placed fourth in both the discus and shot put, including a school record-setting attempt on her first throw. The men's team won the Hy-Vee Cup at the Drake Relays for the second straight year.
- Women's Gymnastics: Iowa's successful regular season and fourth-place finish at the Big Ten Championships pushed the Hawkeyes into NCAA Regional competition for the fourth consecutive year. The Hawkeyes ended their season with a sixth-place finish at NCAA Regionals.
- Men's Tennis: Iowa won 16 matches in 2018, tying for the fourth most in program history. One of the 16 victories came on the road at No. 14 Dartmouth on February 24, 2018, the highest ranked win in Iowa history. In the four years that Ross Wilson has served as head coach, the Hawkeyes have won 56 matches, ninth most in a four-year span in program history.
- Swimming & Diving: The Iowa men's swimming and diving team posted a 38th-place finish at the NCAA Championships.

• Graduate •

- Hawkeye student-athletes set all-time highs with a 90 percent Graduation Success Rate (GSR) and 77 percent Federal Graduation Rate (FGR) for a four-class average. UI student-athletes rank higher than the national average in GSR and FGR. For the past two seasons, Iowa's GSR was among the top three scores within the Big Ten Conference.
- Six UI programs posted a perfect GSR score, including rowing, field hockey, men's golf, volleyball, women's golf, and women's gymnastics.
- Hawkeye student-athletes have an average GPA of 3.0 in each of the last three academic years.
- Iowa has the third-highest GSR in the Big Ten Conference.
- 249 Iowa student-athletes earned Academic All-Big Ten recognition for the 2017-18 school year.
- 74 Big Ten Conference Distinguished Scholars
- 272 Dean's List and 17 President's List honorees
- Junior football player Anthony Nelson earned first-team Academic All-America honors, while junior Parker Hesse earned second-team honors.
- Men's & Women's Cross Country: Teams were named 2017 USTFCCCA All-Academic Team.
- Rowing: Five student-athletes earned CRCA National Scholar Athlete recognition.
- Women's Soccer: Team earned the NSCAA Team Academic Award.
- Women's Swimming & Diving: Team named a CSCAA Scholar All-America team.
- Wrestling's Michael Kemerer, Spencer Lee, Alex Marinelli, and Brandon Sorensen were named NWCA Academic All-Americans.

• Do It Right •

- UI Athletics Department: 100 percent self-sustaining financially; no tax dollars or institutional funding.
- Student-athletes annually participate in over 4,000 appearances resulting in the accumulation of more than 10,000 hours of community service and programming. Student-athletes participate in several service and educational programming opportunities throughout the year.
- Within the Hawkeye Life Program, student-athletes gain experiences in six areas, including Leadership, Community Engagement, Academic Success, Career Development, Health & Well-Being, and Diversity & Inclusion. 2017-18 highlights:
- 20th Anniversary: ISAAC Day of Caring - 250+ student-athletes assist area agencies with spring clean-up, landscaping, sustainability projects, etc. This service opportunity is in collaboration with United Way of Johnson & Washington Counties.
- A new partnership was formed with the UI Stead Family Children's Hospital and the Child Life Special Visitors Program. In the fall, student-athletes volunteer on the 12th floor of the Children's Hospital visiting with patients and families during home and away football games. During the spring, student-athletes volunteer on "Hawk Night" each Monday, where they meet with youth patients and play games and activities in

their Activities Therapy Gym and/or spend time with families in patients' rooms.

- Continued collaboration with Iowa City and Coralville schools with the Hawkeye P.R.I.D.E. and Fuel Up to Play 60 programs
- Iowa Student Athlete Advisory Committee (ISAAC) raised nearly \$2000 for Dance Marathon in 2017-18.
- Multicultural Focus Group (MFG) continued its annual Adopt-a-Family holiday initiative. Student-athletes donated toys, clothing items, and supplies to an area family in need.
- Tenth anniversary: Iowa Football/University of Iowa Children's Hospital "Kid Captain" program
- The University of Iowa Athletics Department and the UI Stead Family Children's Hospital facilitated the "Kinnick Wave" during home football games, creating national recognition, including the Disney Spirit Award being presented to the Iowa football program.

• Fan Support •

- In 2017-18, Iowa ranked in the top 25 in home attendance for football and women's basketball, and 28th nationally in men's basketball. Iowa once again lead the nation in wrestling home attendance.
- Iowa ranked 22nd in the nation in football home attendance in 2017 (66,337).
- Iowa ranked 28th in the nation in men's basketball home attendance in 2017-18 (12,026).
- Iowa ranked 13th in the nation in women's basketball home attendance in 2017-18 (5,452).
- Iowa led the nation in wrestling home attendance in 2017-18 (8,996). The Hawkeyes have led the nation in attendance for 12 straight seasons.

• Personal •

- Barta's involvement in the UI campus and the greater Iowa City community extends beyond his position as director of the UI's Intercollegiate Athletics programs. He is a member of the President's Cabinet, comprised of vice presidents and other campus leaders that provide counsel to the UI's president.
- Barta remains active at the conference and national level. He serves on the NCAA Council, Rose Bowl Management Committee, and is currently involved in the NCAA Transfer Working Group. He is also regularly involved in NACDA (National Association of Collegiate Directors of Athletics) and LEAD1 (formerly known as the Division IA Athletic Directors Association).
- From a community standpoint, Barta is currently serving on the United Way of Johnson & Washington Counties Board of Directors. He is a long-standing member of the Partnership for Alcohol Safety Committee and has been a regular participant in numerous Chamber and Convention & Visitors Bureau initiatives during his tenure.
- Barta earned a bachelor of science degree in mass communication and broadcast journalism from North Dakota State in 1987. He was an option quarterback for Bison football squads that won the Division II NCAA National Championship in 1983, 1985, and 1986.
- Barta, and wife, Connie, have a son, Luke (20), and a daughter, Madison (18). He was born September 4, 1963, in Minneapolis.

"It is an honor and a privilege to serve as Director of Athletics at the University of Iowa. Our stated goal and day-to-day approach is to Win. Graduate. Do It Right. We have great people in place -- our student-athletes, our coaches, and our entire staff -- to continue to build on our previous success. We have the best fans in the United States supporting our programs, and we continue to raise the bar in a number of areas. For Hawkeye athletics, the best is yet to come."

**Henry B. and Patricia B. Tippie
Director of Athletics Chair Gary A. Barta**



Lisa Bluder
Head Coach
19th Year
Northern Iowa, 1983



Lisa Bluder, the all-time winningest coach in program history, is in her 19th year as head women's basketball coach at the University of Iowa and her 35th year overall. Under her direction, the Hawkeyes have advanced to 17 postseason appearances (13 NCAA and four WNIT) in 18 seasons, including NCAA Tournament berths in nine of the last 11 seasons. Iowa has advanced to the postseason in 11 consecutive seasons (nine NCAA and two WNIT).

THE BLUDER FILE

- 723-352 (.673) overall record
- 367-210 (.636) record at Iowa
- Surpassed Hall of Famer C. Vivian Stringer (269 wins) as Iowa's all-time winningest coach in program history on Feb. 10, 2014 (Northwestern, 90-84)
- Dean of the Big Ten Coaches
- Led Iowa to 11, 20-win seasons in her 18 years, including nine of the last 11 years
- 2015 Carol Eckman Award winner
- Three-time Big Ten Coach of the Year (2001, 2008, 2010)
- Three-time WBCA Regional Coach of the Year (2001, 2008, 2018)
- Posted a winning record in 17 of her 18 years at Iowa, including 12 upper-division finishes in the Big Ten Conference
- Named to the Division I Midwest Representative of the WBCA Board of Directors in 2003
- Has served on the WBCA Kodak All-American selection committee for four terms and the Midwest Regional Advisory Committee for the NCAA Division I Women's Basketball Championships
- 2012 Quad City Times Hall of Fame inductee
- 2016 Des Moines Register Hall of Fame inductee

700 CLUB

- 1-of-10 active Division I head coaches to win 700+ games
- 1-of-29 women's coaches to win 700+ contests
- 1-of-80 coaches (men or women) to win 700+ games

STUDENT-ATHLETE AWARDS

- Mentored 21 players to 51 All-Big Ten honors, including 15 first team picks, 17 second, 11 third, and eight honorable mention selections
- Has had one Big Ten Player of the Year (Megan Gustafson, 2018), two Big Ten Freshman of the Year award winners, two Big Ten Sixth Player of the Year recipients, nine members of the Big Ten All-Freshman team, and three players named to the Big Ten All-Defensive team, with Kachine Alexander earning the honor twice.
- Guided six players to a total of eight WBCA All-Region Team accolades
- Led seven players to a total of 12 All-America honors (including honorable mention honors)

BIG TEN CHAMPIONSHIPS

- In 2008, Iowa won a share of the Big Ten regular season championship, it's ninth in school history. The Hawkeyes won a Big Ten-season-best, eight-straight games during league play
- In Bluder's first year at Iowa, the 2000-01 Hawkeyes finished second in the Big Ten. The Hawkeyes knocked off Indiana, Illinois, and Purdue to win the first Big Ten Tournament crown under Bluder

IN THE CLASSROOM

- At Iowa, student-athletes have been named Academic All-Big Ten 92 times, including a program-best eight honorees in 2011 and 2012
- Ally Disterhoft (2013-17) was named the CoSIDA Academic All-American of the Year for the second consecutive season in 2017
- Disterhoft was the fifth scholar-athlete to win the prestigious award in back-to-back years since its inception in 1987-88 and the second Big Ten athlete to accomplish the feat
- Disterhoft became Iowa's first three-time Academic All-American (2015-3rd team, 2016-1st team, 2017-1st team)
- Lindsey Meder was the first two-time Academic All-American (2001 and 2002)
- Samantha Logic earned Academic All-American distinction in 2015
- In 2015, Iowa was the only DI women's basketball team to have two student-athletes honors (Disterhoft, Logic)

CONSENSUS ALL-AMERICAN

Samantha Logic (2011-15)

- Named a WBCA Division I Coaches All-American, USBWA All-American, ESPN Second Team All-American, and Third Team Association Press All-American.
- Logic was the only player in NCAA History to accumulate at least 1,500 career points, 800 rebounds, 800 assists, and 200 steals
- Was 1-of-12 players in the country to be invited to the 2015 WNBA Draft
- Selected with the 10th pick in the first round by the Atlanta Dream and was later traded to the San Antonio Stars
- The second first round draft pick in Hawkeye history, joining Toni Foster (1997, Phoenix Mercury, 8th Pick)

THE RISE OF MEGAN GUSTAFSON

- In 2018, junior Megan Gustafson was named an All-American by seven outlets, including Sports Illustrated (first team), the Associated Press (second team), USBWA (second team), College Sports Madness (second team), USA Today (second team), ESPNW (third team), and WBCA (honorable mention)
- Named the 2018 Big Ten Player of the Year (Media)
- Two-time first team All-Big Ten honoree
- 2017-2018 John R. Wooden Award National Ballot, Late Season Top-20, and Midseason Top-25
- 2017-18 Lisa Leslie Award Top-10 Finalist
- 2017-18 Naismith Trophy Watch List, Late Season Top-30
- 9-time Big Ten Player of the Week during the 2017-18 season – a Big Ten single season record
- 6-time Big Ten Player of the Week Honor Roll during the



2017-18 season

- 4-time College Sports Madness Player of the Week during the 2017-18 season
- NCAA Statistical Champion in points per game (25.7), field goal percentage (67.1), and field goals made (320)
- Finished the 2017-18 season ranked in the top-9 nationally in nine statistical categories. She led the nation in points per game (25.7), field goal percentage (67.1), and field goals made (320), ranked third in double-double (28) and total points (823), fourth in defensive rebounds per game (9), fifth in rebounds per game (12.8), sixth in total rebounds (411), and ninth in free throws made (183)
- One of only two NCAA women's basketball players in the last 10 years to average 24 or more points and 12 or more rebounds (Chiney Ogwumike, 2014)
- Only player in the country that averaged over 25 points in 2018
- Only player in the country that shot over 67 percent from the field in 2018
- *2017-18 Single-season school records:*
 - Points: 823 – besting the previous mark of 672 set by Cindy Haugejorde in 1980
 - Rebounds: 411 – shattering her own record of 343 set last season
 - Field goals made: 320 – breaking the previous mark of 283 set by Cindy Haugejorde in 1980
 - Field goal percentage: 67.1 percent – edging the previous mark of 67.0 percent set by Cathy Marx in 1991-92
 - Free Throws Made: 183 – breaking the previous record of 148 set by Kachine Alexander in 2010-11
 - Free Throws Attempted: 227 – beating the previous record of 199 set by Kachine Alexander in 2010-11
 - Double-doubles: 28 – besting her previous record of 18
- *Junior season records:*
 - Points in a junior season: 823 – Ally Disterhoft set the previous record of 565 in 2015-16
 - Rebounds in a junior season: 411 – Kachine Alexander held the previous record of 281
- *Career school records:*
 - Double-doubles: 55 – broke the previous record of 35 set by Sam Logic from 2011-15. Also broke the men's basketball record of 48 set by Kevin Kunnert from 1971-73
 - Currently ranks second on Iowa's career-rebounding list with 979 rebounds. She needs 89 to break the rebounding record of 1,067 set by Cindy Haugejorde from 1976-80
 - Ranks sixth on Iowa's all-time career scoring chart. She needs 300 points to break the all-time career scoring record currently held by Ally Disterhoft (2013-17)
- *2017-18 Single-game records:*
 - Points: 48 vs. Minnesota on March 2 – bested the previous record of 46 set by Crystal Smith in 2005
 - Field goals made: 19 vs. Minnesota on March 2 – breaking the previous mark of 17 set by Amy Herrig in 1999

IOWA'S ALL-TIME LEADING SCORER

- Ally Disterhoft became Iowa's all-time leading scorer of March 16, 2017
- Disterhoft ended her career with 2,102 points – the second-most by any Hawkeye (male or female)
- Disterhoft surpassed Cindy Haugejorde's previous record of 2,059 (1976-80)
- Disterhoft ended her career ranked in the top-15 in Hawkeye history in five categories; including career points, 3-point field goals, blocks, rebounds, and assists
- She was named Iowa's Female Athlete of the Year for 2015-16 and 2016-17, becoming the sixth Hawkeye in school history to earn the honor twice in her collegiate career
- Became the ninth Hawkeye to earn Iowa's Big Ten Medal of Honor and be named Female Athlete of the Year in the same season

SWEET SIXTEEN

- Bluder guided the Hawkeyes to their sixth Sweet Sixteen appearance in program history and the first since 1996 in 2014-15
- Iowa defeated 14th-seeded American (75-67) in the first round of the NCAA Tournament before defeating 11th-seeded Miami (88-70) in the second round to secure the Sweet Sixteen berth at home on Mediacom Court in Carver-Hawkeye Arena
- It marked the first Sweet Sixteen appearance for Bluder and her staff
- Iowa finished the season with a 26-8 overall record, a runner-up finish in the Big Ten Conference with a 14-4 mark, and a No. 11 nationally ranking in the USA Today Top-25 Coaches' Poll – the highest for the program since 1995-96 (No. 7 in AP, No. 9 in USA Today)
- Iowa was one of 13 teams nationally to finish undefeated at home with an 18-0 mark, setting a program record for wins at home in a single season

TEAM USA COACHING EXPERIENCE

- Following the 2014-15 season, Bluder was named head coach of the U.S. Pan American Women's Basketball Team
- Bluder led the Red, White, and Blue to four consecutive victories over Brazil, Dominican Republic, Puerto Rico, and Cuba before falling to host-Canada in the gold medal game
- Team USA earned its fifth silver medal at the games, rebounding from a seventh-place finish in 2011
- USA Basketball head coach Debbie Ryan chose Bluder as a USA assistant coach at the 2001 World University Games in Beijing, China. Team USA won the gold, defeating China 87-69. Team USA finished the games with a 7-1 mark

PLAYING PROFESSIONALLY

- Fourteen former Hawkeyes under Bluder continued their playing careers professionally after graduation
- Cara Consuegra, Lindsey Meder, Crystal Smith, Kachine Alexander, and Samantha Logic all had stints in the WNBA
- Melissa Dixon, Smith, Alexander, Logic, Bethany Doolittle, Johanna Solverson, Kristi Smith, Megan Skouby, JoAnn Hamlin, Trisha Nesbitt, Morgan Johnson, and Theairra Taylor also played professionally in Europe



BLUDER COACHING TREE

- During Bluder's tenure at Iowa, five former players have gone on to become coaches at the collegiate level
- Cara Consuegra (Charlotte) and Jennie (Lillis) Baranczyk (Drake) are currently Division I head coaches
- Randi (Peterson) Henderson is the head coach at Division III Washington University (St. Louis)
- Kachine Alexander is an assistant at Florida Atlantic University
- Wendy Ausdemore served as an assistant at Coe for one season

HEAD HAWKEYE

- Bluder, alongside her husband David and daughter Hannah, was introduced as the Hawkeyes' fifth head coach in front of a packed press room in Carver-Hawkeye Arena on April 7, 2000
- The native of Marion, Iowa, came to Iowa after spending 10 successful seasons at Drake University

BLUDER AT DRAKE

- Compiled a 187-106 (.638) record in 10 seasons at Drake
- Led Drake to five, 20-plus-win seasons in the six years prior to coming to Iowa, including five post-season appearances
- Guided the Bulldogs to eight Missouri Valley Conference Tournament appearances, reaching the semifinals six times and winning the tournament four times
- Named the Conference Coach of the Year three times
- Coached two Academic All-America Players of the Year in current Hawkeye associate head coach Jan Jensen (1991) and Tricia Wakely (1996)
- Bulldogs ranked fourth in 1995 graduation rate success among teams ranked in the USA Today/CNN Final Top-25 Coaches' Poll

BLUDER AT ST. AMBROSE

- Compiled a 169-36 (.824) record in six seasons at NAIA St. Ambrose University
- Guided the Bees to four straight national tournaments, including two consecutive Final Four appearances
- 1990 St. Ambrose team was ranked No. 1
- Named 1990 NAIA Converse Coach of the Year
- Inducted into the St. Ambrose Hall of Fame in 2010

PERSONAL

- Graduate of Linn-Mar High School in Marion, Iowa
- Inducted into the Linn-Mar Athletic Hall of Fame in 2008
- Bluder was a three-year starter at Northern Iowa
- Inducted into the Northern Iowa Hall of Fame in 2000
- Graduated from UNI in 1983 with a bachelor's degree in marketing
- Bluder and her husband, David, have two daughters, Hannah and Emma, and one son, David

Bluder's Career Coaching Record

| Year | Overall | Conf. | Place |
|----------|---------|-------|-------|
| 1984-85* | 18-13 | -- | |
| 1985-86* | 20-12 | -- | |
| 1986-87* | 29-3 | -- | |
| 1987-88* | 32-5 | -- | |
| 1988-89* | 36-2 | -- | |
| 1989-90* | 34-1 | -- | |
| 1990-91# | 13-17 | 10-8 | 4th |
| 1991-92# | 11-15 | 7-11 | T-5th |
| 1992-93# | 15-13 | 8-8 | T-4th |
| 1993-94# | 16-12 | 8-8 | 5th |
| 1994-95# | 25-6 | 13-5 | T-2nd |
| 1995-96# | 15-14 | 10-8 | T-4th |
| 1996-97# | 23-7 | 14-4 | 1st |
| 1997-98# | 25-5 | 17-1 | 1st |
| 1998-99# | 21-10 | 14-4 | 2nd |
| 1999-00# | 23-7 | 15-3 | 1st |
| 2000-01^ | 21-10 | 12-4 | 2nd |
| 2001-02^ | 18-11 | 10-6 | 4th |
| 2002-03^ | 18-15 | 6-10 | 7th |
| 2003-04^ | 16-13 | 10-6 | T-4th |
| 2004-05^ | 23-10 | 8-8 | 6th |
| 2005-06^ | 17-12 | 10-6 | 5th |
| 2006-07^ | 14-16 | 6-10 | T-8th |
| 2007-08^ | 21-11 | 13-5 | T-1st |
| 2008-09^ | 21-11 | 13-5 | T-2nd |
| 2009-10^ | 20-14 | 10-8 | T-3rd |
| 2010-11^ | 22-9 | 10-6 | T-3rd |
| 2011-12^ | 19-12 | 11-5 | T-2nd |
| 2012-13^ | 21-13 | 8-8 | 7th |
| 2013-14^ | 27-9 | 11-5 | T-4th |
| 2014-15^ | 26-8 | 14-4 | 2nd |
| 2015-16^ | 19-14 | 8-10 | 9th |
| 2016-17^ | 20-14 | 8-8 | 8th |
| 2017-18^ | 24-8 | 11-5 | T-3rd |

Milestone Hawkeye Victories

| Win No. | Date | Opponent | Score |
|---------|----------|--------------|-------|
| 1 | 11/17/00 | Marquette | 70-57 |
| 50 | 1/30/03 | Indiana | 78-62 |
| 100 | 12/2/05 | Vermont | 79-57 |
| 150 | 11/22/08 | Boston | 83-58 |
| 200 | 12/20/10 | Drake | 75-71 |
| 250 | 3/7/13 | Northwestern | 60-55 |
| 300 | 2/26/15 | Wisconsin | 78-74 |

Milestone Career Victories

| Win No. | Date | Opponent | Score |
|---------|----------|------------------|--------|
| 100 | 1988 | Midland Lutheran | 67-65* |
| 200 | 1/7/93 | Illinois State | 67-62# |
| 300 | 1/22/98 | Evansville | 90-71# |
| 400 | 12/4/03 | Iowa State | 64-39^ |
| 500 | 2/10/08 | Penn State | 73-65^ |
| 600 | 1/20/13 | Purdue | 62-46^ |
| 700 | 11/10/17 | Quinnipiac | 83-67^ |

Career Coaching Record: 723-352 (.673)

***Record at St. Ambrose:** 169-36 (.824)

#Record at Drake: 187-106 (.638)

Conference record at Drake: 116-60 (.659)

^Record at Iowa: 367-210 (.636)

Conference record at Iowa: 179-119 (.601)



Jan Jensen
Associate Head Coach
19th Year
Drake, 1991

Jan Jensen is in her 19th season with the Iowa women's basketball team and her 16th as associate head coach. A nationally known presence on the recruiting scene, Jensen serves as the recruiting coordinator and also works with the post players. Jensen is in her 30th season in women's college basketball (player and coach).



THE JENSEN FILE

- Helped guide Iowa to 17 postseason appearances, including 12 NCAA Tournament berths
- Guided Iowa to a postseason appearance in each of the last 11 seasons (9 NCAA, 2 WNIT)
- Helped Iowa to a 2001 Big Ten Tournament Championship and a 2008 Big Ten Regular Season Title
- Guided Iowa to 12 upper division finishes
- Took Iowa to its first Sweet Sixteen since 1996 in 2015

RECRUITING

Integral part of developing and maintaining top-level recruiting classes at Iowa

- Helped Iowa land:
 - 8th best recruiting class in 2001 (Blue Star Index)
 - 11th best recruiting class in the country in 2011 (HoopGurls)
 - 17th best class in 2015 (ESPN HoopGurlz)
 - 18th best class in 2016 (Blue Star Basketball)
 - 28th best class in 2014 (Blue Star Basketball)
 - 33rd best class in 2008 (ESPN HoopGurlz)
 - Jensen has recruited three McDonald's All-Americans to Iowa (Samantha Logic, Lindsay Richards and Johanna Solverson)

IN THE POST

- Under Jensen's tutelage, Hawkeye post players have received numerous honors
- Guided Megan Gustafson to Big Ten Player of the Year and a pair of first team All-Big Ten honors
- Coached eight players to 17 All-Big Ten honors, including four first team selections
- Guided Megan Skouby to 2006 Big Ten Freshman of the Year and 2008 Big Ten Sixth Player of the Year honor
- Helped Jennie Lillis to a 2003 Kodak All-District selection
- Two players – Skouby and Krista VandeVenter – were invited to the USA Team Trials
- Guided Bethany Doolittle to back-to-back second team All-Big Ten honors and Big Ten All-Tournament Team accolades in 2014 and 2015. She ended her career second all-time in blocks (278) and is the single-season blocks leader (106). In the Big Ten, Doolittle is eighth in career blocks
- Jensen coached Morgan Johnson to numerous accolades, including two second team All-Big Ten honors. Under Jensen's guidance, Johnson became Iowa's career blocks leader and finished inside the top 10 in career scoring and rebounds at Iowa
- In 2009-10, Iowa's post players broke school records for rebounding and blocked shots. Morgan Johnson broke the school mark for single-season blocks, while the team broke the school record for single-season rebounding.

THE RISE OF MEGAN GUSTAFSON

- In 2018, junior Megan Gustafson was named an All-American by seven outlets, including Sports Illustrated (first team), the Associated Press (second team), USBWA (second team), College Sports

- Madness (second team), USA Today (second team), ESPNW (third team), and WBCA (honorable mention)
- Named the 2018 Big Ten Player of the Year (Media)
- Finished the 2017-18 season ranked in the top-9 nationally in nine statistical categories. She led the nation in points per game (25.7), field goal percentage (67.1), and field goals made (320), ranked third in double-double (28) and total points (823), fourth in defensive rebounds per game (9), fifth in rebounds per game (12.8), sixth in total rebounds (411), and ninth in free throws made (183)

JENSEN AT DRAKE

- Before becoming a Hawkeye, Jensen also served as Coach Bluder's first assistant coach and recruiting coordinator at Drake
- Her recruiting efforts were enough to land the Bulldogs two top-13 and two top-40 classes.

ON THE COURT

- As a player, Jensen was one of the best Bluder ever coached at Drake
- During her senior year, she led the nation in scoring with 29.6 points per game and was the Gateway Conference Most Valuable Player
- That year, she was a Kodak Honorable Mention All-American, a member of the All-Gateway team, and the GTE Academic All-American Player of the Year
- Jensen was also Sports Illustrated's National Player of the Week
- She currently ranks fourth on Drake's all-time scoring list (1,996), sixth in field goal percentage (.535) and eighth in rebounds (.750)
- Jensen is one of only two Drake players to have her number retired in the Knapp Center
- After college, Jensen played professionally in the European Professional Basketball League for BTV-Wuppertal in Germany
- She played there from 1992-93 and helped her club win the German Club Championship.
- In 1993, Jensen was inducted to the Iowa Girls High School Basketball Hall of Fame after leading the nation in scoring, averaging 66 points per contest her senior campaign
- Jensen is one of the few players who can say they led the nation in scoring both in high school and at a Division I university.

OFF THE COURT

- Off the court, Jensen is a leader in fundraising for the United Way of Johnson County
- Her 2006 campaign totaled over \$2 million -- with a nine percent increase in donations and a 9.7 percent increase in the number of donations
- In 2006, she was a recipient of the Corridor Business Journal Forty Under 40 Award
- In March 2007, Jensen was named the United Way of Johnson County Volunteer of the Year for her leadership of the Emerging Philanthropists Society and the Healthy Kids School-based Clinics Initiative
- In the spring of 2014, Jensen was named a recipient of the 'Women of Influence' Award by the Corridor Business Journal. The 'Women of Influence' identifies women who have made a difference in the Corridor and who are representative role models as leaders in their fields and community

PERSONAL

- Native of Kimballton, Iowa
- Jensen graduated from Drake in 1991 with a degree in Public Relations. She earned her Master's in Higher Education five years later
- In February 2007, Jensen received the Drake Double D Award. The award is presented annually to Drake letterwinners for achievements in their chosen field or endeavor and/or community service since leaving Drake. The Double D Award is the highest honor Drake bestows on its student-athletes
- Jensen and her spouse Julie Fitzpatrick, have a son, Jack, and a daughter, Janie.



Jenni Fitzgerald

Associate Head Coach

19th Year

Drake, 1990



Jenni Fitzgerald enters her 19th year with the University of Iowa women's basketball team and her second year as associate head coach in 2018. Fitzgerald is in her 32nd season in women's college basketball as a player and coach. Fitzgerald is responsible for off-campus recruiting and coaches the perimeter players for the Hawkeyes. She also handles most of the film breakdown and scouting.

THE FITZGERALD FILE

- Helped guide Iowa to 17 postseason appearances, including 12 NCAA Tournament berths
- Guided Iowa to a postseason appearance in each of the last 11 seasons (9 NCAA, 2 WNIT)
- Helped Iowa to a 2001 Big Ten Tournament Championship and a 2008 Big Ten Regular Season Title
- Guided Iowa to 12 upper division finishes
- Took Iowa to its first Sweet Sixteen since 1996 in 2015

AROUND THE PERIMETER

Under Fitzgerald's tutelage, Iowa's perimeter players have garnered numerous awards.

- Has coached 14 players to a total of 30 All-Big Ten honors, including 10 first team selections
- Guided Jaime Printy to 2010 Big Ten Player of the Year honors
- Helped Melissa Dixon to the Big Ten Sixth Player of the Year award in 2013
- Mentored six players that received all-district honors and four honorable mention All-Americans (Cara Consuegra, Kachine Alexander, Printy, and Samantha Logic)
- Guided Tania Davis (2016) and Kathleen Doyle (2017) to Big Ten All-Freshman Team honors

CONSENSUS ALL-AMERICAN

Samantha Logic (2011-15)

- Named a WBCA Division I Coaches All-American, USBWA All-American, ESPN Second Team All-American, and Third Team Association Press All-American
- Logic was the only player in NCAA History to accumulate at least 1,500 career points, 800 rebounds, 800 assists, and 200 steals
- Logic surpassed Cara Consuegra (1997-2001) as Iowa's all-time assists leader and became the 31st 1,000-point scorer in program history during the 2013-14 campaign
- Logic, the Big Ten leader in assists, notched three triple-doubles, becoming the first Big Ten player to record three triple-doubles in a single season
- Was 1-of-12 players in the country to be invited to the 2015 WNBA Draft
- Selected with the 10th pick in the first round by the Atlanta Dream and was later traded to the San Antonio Stars
- The second first round draft pick in Hawkeye history, joining Toni Foster (1997, Phoenix Mercury, 8th Pick)

SCHOOL RECORDS

The Hawkeyes have broken numerous school records during Fitzgerald's time at Iowa.

- In 2009-10, Iowa shattered the single season and Big Ten record for three-pointers made and attempted, and tied single season marks for assists, three-pointers made in a single game, and free throw

percentage

- In 2012-13, Iowa set the school record for team assists (534), before shattering the record in 2013-14 (644)
- The Hawkeyes also set the school record for scoring offense in 2013-14 (78.2), leading the league in scoring while scoring the second-most points in a season in Big Ten history (2,814)
- The Hawkeyes broke the scoring offense school record averaging 79.5 points per game in 2014-15
- Melissa Dixon was crowned the NCAA statistical champion in 2014-15 after leading all Division I players in 3-point field goals per game (3.65). She is the Iowa record holder in career 3-pointers made (334), 3-pointers made in a season (124), and 3-pointers made in a game (10). Dixon also set or tied arena records for most 3-pointers in a game in at least five venues this season (Drake, Rutgers, Illinois, Northwestern, Iowa).
- Wendy Ausdemore broke or tied seven school records in her four years at Iowa while Kristi Smith became the first Hawkeye ever to amass over 400 points and 100 assists in three seasons
- In 2009-10, Kachine Alexander set new school records in free throws made and attempted in a single season
- Kamille Wahlin tied the school record for three-pointers made and set a new mark for three-pointers attempted and also became the first player in school history to record 400 career assists and 200 made 3-pointers
- Kachine Alexander became the first player in school history, and just the fifth in Big Ten history, to collect 1,000 career points, 800 career rebounds and 300 career assists.
- Jaime Printy finished her career ranked inside the top 10 in points, 3-pointers made and assists at Iowa, while also setting numerous single-game, season and career free throw marks.

LIFE BEYOND IOWA

- Four former Hawkeye guards that Fitzgerald coached continued their playing careers in the WNBA
- They include Cara Consuegra, Lindsey Meder, Crystal Smith, Kachine Alexander, and Samantha Logic

FITZGERALD AT DRAKE

- Fitzgerald is very familiar with both Lisa Bluder and fellow assistant Jan Jensen, both of whom she coached with for eight years at Drake University prior to coming to Iowa
- While at Drake, Fitzgerald worked with the guards, directed summer camps and handled the administrative duties for the Bulldog basketball program from 1993-2000
- From 1986-91, Fitzgerald was the starting point guard for the Drake Bulldogs. She was a teammate of fellow Hawkeye assistant coach Jan Jensen
- Was a senior team captain and was named to the All-Gateway Conference first team
- One of three former Drake student-athletes to receive the Drake Double D Award in 2009
- The award is presented annually to Drake letterwinners for achievements in their chosen field or endeavor and/or community service since leaving Drake. The Double D Award is the highest honor Drake bestows on its student-athletes

PERSONAL

- Graduated from Drake in 1990 with a bachelor's degree in business administration with a management major
- Completed her Master of Science degree in Physical Education, with an emphasis in Sport Management, from Southern Illinois University in 1992
- While at Southern Illinois, Fitzgerald was a graduate assistant with the Salukis.
- Fitzgerald was Iowa's 1986 Female Athlete of the Year
- Named Miss Basketball and first team all-state in basketball, volleyball and softball in 1986
- In 1995, she was inducted into the Iowa Girl's Basketball Hall of Fame
- Fitzgerald is the daughter of Bob and Jan Fitzgerald. She has an older sister, Robin, and younger brother, Randy



Raina Harmon

Assistant Coach
2nd Year
Central Michigan, 2004

Raina Harmon is in her second season as an assistant coach with the University of Iowa women's basketball team. Harmon works primarily with perimeter players.



THE HARMON FILE

- Harmon helped Iowa to a 24-8 overall record
- The Hawkeyes tied for third in the Big Ten with an 11-5 conference mark
- With Harmon on the sidelines, the Hawkeyes returned to the NCAA Tournament for the first time since 2015-16

AT CENTRAL MICHIGAN

- Harmon spent the last five seasons (2012-2017) as an assistant coach at Central Michigan
- Her primary responsibilities included perimeter player development, academics, and scouting
- In Harmon's five years at CMU, the Chippewas registered a combined 99-61 overall record
- The Detroit native helped guide CMU to a 2017 Mid-American Conference (MAC) Regular Season Championship, 2013 MAC Championship, three MAC West titles (2014, 2016, 2017), an NCAA Tournament berth (2013), and three WNIT appearances

PRIOR TO CENTRAL MICHIGAN

- Harmon served as the Director of Women's Basketball Operations at Michigan from 2010-12, where she assisted the coaching staff with all administrative aspects of the program
- Before Michigan, Harmon spent a season as an assistant varsity girls basketball coach at Martin Luther King Jr. Senior High School in Detroit

AS A STUDENT-ATHLETE

- Harmon played for Central Michigan from 2001-04
- In 2003, she received the Dee Pommerenk Sportsmanship Award
- Harmon also served as the president of the student-athlete advisory committee in 2003-04.

PERSONAL

- Harmon earned a bachelor's degree in sports studies from CMU in 2004
- She earned her master's degree in sports administration from Wayne State in 2009

Abby (Emmert) Stamp

Director of
Player Development
10th Year
Iowa, 2008

Abby (Emmert) Stamp is in her 10th year with the Iowa women's basketball program. After spending eight seasons as Iowa's director of operations, Stamp was promoted to director of player development in 2017.



THE STAMP FILE

- Works closely with Iowa student-athletes, helping them develop into strong leaders and role models in the Iowa City community
- Assists the basketball staff in the day-to-day activities of the program
- Iowa's chief scheduler, helping to build one of the most exciting and demanding schedules in the country

AS A STUDENT-ATHLETE

- Stamp was a member of the Iowa women's basketball team from 2005-08
- Named team co-captain in 2008
- Helped lead the Hawkeyes to a 2008 Big Ten regular season championship
- Received the Dr. Christine Grant Leadership Award for women's basketball in 2008
- Stamp played in 123 career games as a Hawkeye, including 22 starts
- Her 123 games played are tied for the fourth-most of any player in Iowa women's basketball history
- Scored 299 career points, collected 144 rebounds and dished out 177 assists
- She scored a career-high 17 points against Iowa State as a junior in 2006

PERSONAL

- A native of Winterset, Iowa
- Graduated with a communications studies degree from Iowa in 2008
- Worked for the United Way of East Central Iowa before taking over as director of basketball operations
- Stamp married her husband, Quinn, in the summer of 2015



Kathryn Reynolds

*Director of Basketball Operations
2nd Year
Iowa, 2015*

Kathryn Reynolds is in her second year as director of basketball operations for the University of Iowa women's basketball program.



THE REYNOLDS FILE


- Works closely with the Hawkeye basketball staff, helping coordinate and carry out day-to-day activities of the program
- Responsible for arranging team travel and activities, supervising public service opportunities for the team, and coordinating summer camps and training tables

AS A STUDENT-ATHLETE

- Letterwinner at Iowa from 2011-15
- 2015 co-captain played a pivotal role in Iowa's first Sweet Sixteen appearance since 1996
- Three-time academic All-Big Ten honoree
- Two-time Big Ten Distinguished Scholar
- Awarded the WBCA's Charles T. Stoner Law Scholarship in 2015
- 2014 WBCA Allstate Good Works Team

PERSONAL

- Graduated with a business management degree from Iowa in 2015
- Earned her Law Degree from Iowa in 2017
- Daughter of Marie and Terry Reynolds. Has one brother, Jonathan



Ryan Gruebel
Video Coordinator



Lindsay Dinkelman
Strength and Conditioning



John Bruno
Academic Coordinator



Jennie Serterth
Athletic Trainer




Brenda Kral
Basketball Secretary



Peggy Jenn
Equipment Manager



Josh Berka
Event Coordinator



Zach Grant
Video Productions



11 - Tania Davis
Guard, 5-3, Senior
Flint, Mich. (Goodrich)



2017-2018

- Played and started in 12 contests before being sidelined with a torn ACL
Scored in double figures seven times
Dished out five or more assists in eight games
Registered the second double-double of her career with 12 points and 10 rebounds in Iowa's win over Northern Illinois
Shot 41.2 percent from 3-point range, making 21-of-51 from behind the arc
Averaged 9.7 points, 5.2 assists, and 3.2 rebounds per game

2016-2017

- Started 23 contests before being slidlined with a torn ACL
Scored in double digits in 14 games
Recorded four or more assists in 15 games
Led team in free throw shooting percentage
Scored 11 points and dished out a season-high eight assists and pulled down five rebounds in Iowa's win over Nebraska on Dec. 31
Netted 11 points and was a perfect 6-for-6 from the free throw line in Iowa's win over Rutgers on Feb. 2
Named College Sports Madness Big Ten Player of the Week on Dec. 12 following her performance against Iowa State (23 points) and Robert Morris (14 points)

2015-2016

- Named to the Big Ten All-Freshman Team
Played in every game with 16 starts
Led the Hawkeyes in assists with 111 - the second-highest assist total of all freshmen in program history
Registered career-highs in minutes (35), points (18), and three-point field goals made (4) against Michigan (Jan. 28)

HIGH SCHOOL

- Named Michigan Miss Basketball by the Basketball Coaches Association of Michigan and the Detroit Free Press in 2015
Four-year starter at Goodrich High School
ESPN Top 40 guard (ranked No. 36)
ESPN HoopGurlz Top 100 recruit, ranked as the 36th-best prospect nationally and the 12th-best point guard
Top prospect in the 2015 class in the state of Michigan by Lady Baller Insider
Two-time Flint Journal Dream Team Player of the Year (2014, 2015)
Led her team to back-to-back Class B state titles as a freshman and sophomore (2012 and 2013), to regional finals as a junior (2014), and to semifinals as a senior (2015)
All-time leading scorer and assists leader at Goodrich
Averaged 18.9 points, 6.3 assists, 4.2 rebounds, and 3.2 steals per game as a senior
Helped Goodrich to a 100-8 record in her high school career, which included an undefeated record against Genesee Area Conference Red Division opponents, four conference championships, four

district titles, and three regional championships... two-time team captain

- Davis earned honorable mention all-conference honors as a freshman, leading Goodrich to a 28-0 record and a state title, playing in 28 contests while making six starts... she averaged 8.1 points, 2.1 rebounds, 2.3 assists, and 1.7 steals
As a sophomore, Davis started all 28 games while averaging 17.6 points, 2.7 rebounds, 4.0 assists, 3.2 steals, leading Goodrich to a 25-3 record and a second-consecutive state title
She earned first team all-conference, Basketball Coaches Association Class B All-State, Associated Press Class B Special Mention All-State, Detroit Free Press First Team All-State Class B, and Detroit News First Team All-State Class B honors as a sophomore
As a junior, Davis led Goodrich to a district title and a 22-3 record, averaging 19.1 points, 3.0 rebounds, 4.1 assists, and 3.2 steals, while starting all 25 games
She earned MLive (Flint) Player of the Year, Associated Press Class B Player of the Year, Basketball Coaches Association Best of the Best (top 11 players in state), Detroit Free Press First Team All-State Class B, Detroit News First Team All-State, and first team all-conference honors
Davis notched five 25-point games, including a 41-point performance
As a senior, Davis was named a Parade All-American, Associated Press Class B Player of the Year, Basketball Coaches Association Best of the Best (top 11 players in state), Detroit News First Team All-State, and first team all-conference honors
National Honor Society member, she was a member of the honor roll every semester since her freshman year
Played AAU for Michigan Crossover from 2009-14.

PERSONAL

- Parents are Keyatta Anderson and Roy Davis, and has one younger brother, Tyson
Health and human physiology major.

CAREER BESTS

Points: 25 vs. Maryland (1/14/16)
Rebounds: 10 vs. Northern Illinois (11/15/17)
FGM: 7, 2x, last vs. Maryland (1/14/16)
FGA: 13, 2x, last vs. Florida State (11/29/17)
3-pt FGM: 5 vs. Iowa State (12/4/16)
3-pt FGA: 8, 2x, last vs. Maryland (1/14/16)
FTM: 9 at Rutgers (1/17/17)
FTA: 11 at Rutgers (1/17/17)
Assists: 10 vs. Michigan (3/3/16)
Steals: 4, 6x, last at Rutgers (1/17/17)
Blocks: 1, 4x, last vs. Northern Illinois (11/15/17)
Minutes: 38, 2x, last vs. Western Kentucky (1/11/17)

CAREER STATS

Table with columns: Season, gp-gs, min/avg, Total fg-fga pct, 3-Point fg-fga pct, F-Throws ft-fta pct, Rebounds off def tot avg, Scoring pf fo ast to blk stl pts avg



10 - Megan Gustafson
Center/Forward, 6-3, Senior
Port Wing, Wis. (South Shore)



2017-2018

- Played and started all 32 contests
- Named an All-American by seven outlets, including Sports Illustrated (1st team), the Associated Press (2nd team), USBWA (2nd team), College Sports Madness (2nd team), USA Today (2nd team), ESPNW (3rd team), and WBCA (honorable mention).
- Big Ten Player of the Year (Media)
- Unanimous first team All-Big Ten selection (Coaches and Media)
- Big Ten All-Tournament Team
- Hawkeye Challenge All-Tournament Team
- John R. Wooden Award National Ballot, Late Season Top-20, and Midseason Top-25
- Lisa Leslie Award Top-10 Finalist
- Naismith Trophy Watch List, Late Season Top-30
- 9-time Big Ten Player of the Week – a Big Ten single season record
- 6-time Big Ten Player of the Week Honor Roll
- 4-time College Sports Madness Player of the Week
- USBWA Player of the Week (Jan. 3)
- NCAA Statistical Champion in points per game (25.7), field goal percentage (67.1), and field goals made (320)
- Finished the year ranked in the top-9 nationally in nine statistical categories. She led the nation in points per game (25.7), field goal percentage (67.1), and field goals made (320), ranked third in double-double (28) and total points (823), fourth in defensive rebounds per game (9), fifth in rebounds per game (12.8), sixth in total rebounds (411), and ninth in free throws made (183).
- One of only two NCAA women's basketball players in the last 10 years to average 24 or more points and 12 or more rebounds (Chiney Ogwumike, 2014).
- Only player in the country that averaged over 25 points
- Only player in the country that shot over 67 percent from the field
- Single-season school records
 - Points: 823 – besting the previous mark of 672 set by Cindy Haugejorde in 1980
 - Rebounds: 411 – shattering her own record of 343 set last season
 - Field goals made: 320 – breaking the previous mark of 283 set by Cindy Haugejorde in 1980
 - Field goal percentage: 67.1 percent – edging the previous mark of 67.0 percent set by Cathy Marx in 1991-92
 - Free Throws Made: 183 – breaking the previous record of 148 set by Kachine Alexander in 2010-11
 - Free Throws Attempted: 227 – beating the previous record of 199 set by Kachine Alexander in 2010-11
 - Double-doubles: 28 – besting her previous record of 18
- Junior Season Records
 - Points in a junior season: 823 – Ally Disterhoft set the previous record of 565 in 2015-16
 - Rebounds in a junior season: 411 – Kachine Alexander held the previous record of 281
- Career school records:
 - Double-doubles: 55 – broke the previous record of 35 set by Sam Logic from 2011-15. Also broke the men's basketball record of 48 set by Kevin Kunnert from 1971-73.
 - Currently ranks second on Iowa's career-rebounding list with 979 rebounds. She needs 89 to break the rebounding record of 1,067 set by Cindy Haugejorde from 1976-80
 - Ranks sixth on Iowa's all-time career scoring chart. She needs 300 points to break the all-time career scoring record currently held by Ally Disterhoft (2013-17).
- Single game records:
 - Points: 48 vs. Minnesota on March 2 – bested the previous record of 46 set by Crystal Smith in 2005
 - Field goals made: 19 vs. Minnesota on March 2 – breaking the previous mark of 17 set by Amy Herrig in 1999
- Academic All-Big Ten Selection

2016-2017

- Named first team All-Big Ten by the league coaches and media
- Started all 34 contests

- Registered 18 double-doubles
- Scored a career-high 33 points on a career-best 15-of-16 shooting from the field in Iowa's WNIT win over South Dakota on March 18
- Became Iowa's single-season rebounding record holder with 10 boards against Missouri State on March 16
- Led the team with 19 points on a perfect 7-for-7 performance from the field in Iowa's win at Rutgers on Jan. 17
- Scored 16 points and had 11 boards against No. 1 Notre Dame on Nov. 39
- Named to the 2016 Cancun Challenge All-Tournament Team
- Named to the 2016 Hawkeye Challenge All-Tournament Team

2015-2016

- Named to the Big Ten All-Freshman Team
- Appeared in every game of her Hawkeye career with 14 starts
- Only freshman in the Big Ten and one of three players in the conference overall who led her team in field goal percentage (.554), blocked shots (58), and rebounds (225)
- Compiled the third-most blocks (58), fourth-most rebounds (225), and seventh-most points (352) of all freshmen in program history
- Led Iowa in blocks 21 times, rebounds 17 times, and scoring six times
- Blocked three of more shots in 10 games this season

HIGH SCHOOL

- Ranked No. 12 at her position and No. 80 in her class by ESPN HoopGurlz
- Four-time first team all-conference honoree, three-time first team all-state selection, and three-time team captain
- Four-year letterwinner at South Shore High School
- Guided her team to conference, sectional and regional championships as a sophomore
- Secured conference and regional championships as a junior
- Led her team to conference, sectional and regional championships as a senior
- Compiled 3,229 points, 1,724 rebounds, and 628 blocks in her career
- All-time scoring leader in Wisconsin, and the only player in state history to eclipse 3,000 points
- Scored a single game, state-record 64 points as a senior
- Scored more than 50 points in back-to-back nights
- Scored 1,127 points in a season, another record for the state of Wisconsin
- ESPN Top 100 recruit
- Four-time all-conference selection in volleyball, and competed in the shot put, discus, triple jump, 300-meter hurdles, and 100-meter hurdles in track
- National Honor Society member, has been an honor roll student throughout high school
- Served as class president all four years of high school, and served as a student council member as a junior and senior
- Played AAU for the Viking Club for one year, Team Wisconsin for one year, and Team Wisconsin Select Black for three years
- Won the North Tartan Meltdown with Team Wisconsin Select Black, the eighth-best team in the country in 2014.

PERSONAL

- Parents are Eva and Clendon Gustafson
- Has one sister, Emily, who played basketball at Upper Iowa
- Father played basketball at UW-Superior
- Mother played basketball and volleyball at St. Scholastica
- Business major

CAREER BESTS

Points: 48 vs. Minnesota (3/2/18)
 Rebounds: 19 at Minnesota (2/15/16)
 FGM: 19 vs. Minnesota (3/2/18)
 FGA: 26 vs. Minnesota (3/2/18)
 3-pt FGM: ---
 3-pt FGA: 1 vs. Missouri State (3/16/17)
 FTM: 11, 4x, last vs. Minnesota (2/4/18)
 FTA: 14, 2x, last vs. Minnesota (2/4/18)
 Assists: 7 vs. Penn State (2/8/18)
 Steals: 3 vs. Maryland (1/29/17)
 Blocks: 6 vs. Michigan (12/31/17)
 Minutes: 46 at Indiana (2/2/17)

CAREER STATS

| Season | gp-gs | | Total | | 3-Point | | F-Throws | | Rebounds | | | | | Scoring | | | | | | |
|---------|-------|-----------|----------|------|---------|------|----------|------|----------|-----|-----|------|-----|---------|-----|-----|-----|-----|------|------|
| | gp-gs | min/avg | fg-fga | pct | fg-fga | pct | ft-fga | pct | off | def | tot | avg | pf | fo | ast | to | blk | stl | pts | avg |
| 2015-16 | 33-14 | 743/22.5 | 144-260 | .554 | 0-0 | .000 | 64-104 | .615 | 85 | 140 | 225 | 6.8 | 70 | 2 | 26 | 56 | 58 | 10 | 352 | 10.7 |
| 2016-17 | 34-34 | 982/28.9 | 260-402 | .647 | 0-1 | .000 | 108-137 | .788 | 114 | 229 | 343 | 10.1 | 76 | 1 | 22 | 56 | 45 | 20 | 628 | 18.5 |
| 2017-18 | 32-32 | 1047/32.7 | 320-477 | .671 | 0-0 | .000 | 183-227 | .806 | 123 | 288 | 411 | 12.8 | 65 | 1 | 44 | 62 | 66 | 18 | 823 | 25.7 |
| TOTAL | 99-80 | 2772/28.0 | 724-1139 | .636 | 0-1 | .000 | 355-468 | .759 | 322 | 657 | 979 | 9.9 | 211 | 4 | 92 | 174 | 169 | 48 | 1803 | 18.2 |



21 - Hannah Stewart
Forward, 6-2, Senior
Minot, N.D. (Bishop Ryan Catholic)



2017-2018

- Played in all 32 games this season
Scored in double figures seven times and netted eight or more points in 17 games
Pulled down five or more rebounds 16 times
Recorded three or more steals six times
Led the team in steals nine times
Registered a career-high 12 rebounds in help Iowa to its first win in Ames since 1989
Scored a career-best 17 points on 7-of-9 shooting from the field in Iowa's win over Samford
Ranked second on the team in steals with 35 on the season
Tied for second on the team with 24 blocks
Had her best season as a Hawkeye, registering single-season bests in points (235), rebounds (145), assists (46), blocks (24), steals (35), field goals made (106), and free throws made (23)
Big Ten Sportsmanship Award honoree
Academic All-Big Ten selection

2016-2017

- Academic All-Big Ten
Appeared in all 34 games
Compiled 167 points, 94 rebounds, 17 blocks, and 14 assists
Reached double figures in scoring in six games
Had three or more rebounds in 18 games
Recorded 11 points, two rebounds one assist, and one block against James Madison (Nov. 25)
Tied her career high with 11 points in Iowa's WNIT win over South Dakota (March 18)
Registered 20 points, six rebounds and a career-high three blocks in Iowa's WNIT First Round victory over Missouri State on March 16
Recorded eight points, four rebounds, two blocks in her home state of North Dakota (Nov. 16)
Scored a then career-high 10 points in Iowa's win over Hampton on Nov. 13
Had 10 points against UCLA on Nov. 24

2015-2016

- Appeared in 12 games off the bench
Played a career-high four minutes and pulled down a rebound against Ohio State (Feb. 11)
Matched a career-high with three rebounds against Maryland in two minutes, her first Big Ten game of the season (Jan. 10)
Registered two blocks, one assist, and two points in just three minutes played against North Dakota (Nov. 13)

HIGH SCHOOL

- Named North Dakota Miss Basketball by North Dakota Associated Press Sportscasters and Sportswriters Association in 2015
Gatorade North Dakota Girls Basketball Player of the Year in 2015, after being a nominee for the same award in 2014
Two-time Athlete of the Year in North Dakota (2014, 2015)
Three-time all-area and all-tournament team selection
Three-time team captain
82nd-best player and the 15th best forward in the Class of 2015 by ESPN HoopGurlz
Led Bishop Ryan Catholic High School to three consecutive Class B state championships
Four-time all-state (first team in 2013-15 and second team in 2012), all-region, and all-district honoree
Three-time state tournament MVP
Averaged 19.3 points, 11.8 rebounds, 5.7 steals, 4.6 blocks, and 4.3 assists per game as a senior
Record holder in career points, career rebounds, career blocks, career steals, and rebounds in a game
Standout volleyball player, earning all-district and all-region honors
Played pitcher and shortstop in softball, and owns the school records for home runs, career hits, and pitching wins
Tossed a no-hitter in the 2013 state tournament
Guided Bishop Ryan to three-straight conference titles and three-consecutive state runner-up finishes, while being named all-state and state all-tournament four times and a nominee for the Gatorade Player of the Year twice
All-state volleyball honoree
Named Gatorade Player of the Year in softball in 2015
President of the National Honors Society
Head of the Rock Team for Assistant Chaplains
Also involved in Rotary Club, Speech Team, Special Olympics, S.A.D.D., and orchestra (violin)
Played AAU for North Tartan 2014 Nike Elite Minnesota.

PERSONAL

- Parents are Julie and Peter Stewart
has one younger brother, Elijah, and one younger sister, Annika
Mother (basketball and track and field) and father (basketball) were student-athletes at North Dakota
Health and Human physiology major.

CAREER BESTS

- Points: 17 vs. Samford (12/3/17)
Rebounds: 12 at Iowa State (12/6/17)
FGM: 7 vs. Samford (12/3/17)
FGA: 11, 2x, last at Minnesota (1/21/18)
3-pt FGM: ---
3-pt FGA: 1, 2x last at Nebraska (1/16/18)
FTM: 5 vs. Hampton (11/13/16)
FTA: 6, 3x, last vs. Minnesota (3/2/18)
Assists: 5 vs. Quinnipiac (11/10/17)
Steals: 4 vs. Western Michigan (11/19/17)
Blocks: 4 vs. Elon (11/25/17)
Minutes: 24 vs. Western Kentucky (11/11/17)

CAREER STATS

Table with columns: Season, gp-gs, min/avg, Total fg-fga, pct, 3-Point fg-fga, pct, F-Throws ft-fa, pct, Rebounds off, def, tot, avg, pf, fo, ast, to, blk, stl, Scoring pts, avg



22 - Kathleen Doyle

Guard, 5-9, Junior
LaGrange Park, Ill.
(Benet Academy)



2017-2018

- Played in 30 games with 28 starts
- Second-team All-Big Ten selection (coaches) and an honorable mention honoree (media)
- Finished the season ranked 12th nationally in assists per game (6.6) and 21st in total assists (199)
- Led the Big Ten with 7.5 assists per game in conference contests
- Led the team in assists, averaging 6.6 per contest
- Scored in double figures 17 times
- Pulled down five or more rebounds on seven occasions
- Recorded the first four double-doubles of her career in Big Ten action, including wins over Illinois, No. 12 Ohio State, and Michigan St.
- Dished out six or more assists 22 times
- Record double-digit assists in five games
- Hit the game-tying 3-pointer with nine seconds left in regulation to send Iowa to overtime against Rutgers
- Recorded single-season highs in points (332), rebounds (112), assists (199), blocks (20), field goals made (116), and 3-pointers made (33)
- Hawkeye Challenge All-Tournament Team
- Academic All-Big Ten selection

2016-2017

- Big Ten All-Freshmen Team
- Started in 29 of 34 contests
- Scored 11 points, dished out a career-high eight assists, and pulled down five rebounds against Washington State on March 26
- Broke Samantha Logic's record for assists in a freshman season with seven against South Dakota on March 18
- Netted 18 points and dished out six assists in Iowa's WNIT First Round Victory over Missouri State on March 16
- Holds program record for steals by a freshman with 71 on the season
- Scored in double digits in 15 games
- Had five or more assists in 17 games
- Led team in assists with 148, averaging 4.4 per game
- Scored 10 points and recorded career highs in assists (8) and steals (4) at Indiana on Feb. 22
- Netted a career-high 21 points and dished out five assists against Maryland on Jan. 29
- Set career highs in points (17), field goals made (6), field goals attempted (11), 3-point field goals made (2), 3-point field goals attempted (5), and assists (5) in Iowa's win over Iowa State
- Registered 18 points, four assists, two steals, two rebounds, and one block in Iowa's win over Illinois (Jan. 11)
- Recorded 21 points, five assists, three steals, and two rebounds against Maryland on Jan. 29
- Scored 11 points, pulled down five rebounds, and registered four steals against Penn State on Jan. 3

HIGH SCHOOL

- ESPN HoopGurlz Top 100 recruit (No. 97)
- Ranked No. 20 by Blue Star, No. 68 by All Star Girls Report, and No. 108 by Prospect Nation in the 2016 recruiting class
- Named Illinois Miss Basketball as a senior in 2016
- Led Benet Academy to back-to-back 4A Illinois State Championships (2015, 2016)
- Two-time first team all-state selection by the Illinois Basketball Coaches Association and the Champaign News Gazette (2015, 2016)
- 2016 McDonald's All-American nominee
- Earned first team all-state honors from the Associated Press, Chicago Tribune, and News-Gazette in 2016, and second team all-state recognition from the Associated Press in 2015
- 2016 Esmark and MaxPreps All-American
- East Suburban Catholic Conference Player of the Year and Champaign News-Gazette Player of the Year in 2016
- Twice-named Daily Herald – DuPage and Naperville Sun Player of the Year (2015, 2016)
- Voted most valuable player at the Naperville Central Holiday Tournament and Naperville North Holiday Tournament twice (2015, 2016)
- Named Benet Academy MVP following her senior season
- Three-time all-conference selection (2014, 2015, 2016)
- Second-highest scorer at Benet Academy with 1,636 points in 133 career games (two points shy of the school record of 1,638 set by Jordan Wilson)
- Also recorded 516 rebounds, 442 assists, 297 steals, and 119 blocks in her career
- As a senior in 2016, the point guard netted 617 points, pulled down 171 rebounds, dished out 145 assists, recorded 93 steals, and blocked 33 shots
- Played AAU basketball for Chicago Hoops Express
- National Honors Society member

PERSONAL

- Parents are Mike and Mary Doyle
- Doyle is the youngest of six siblings, including brothers, Mick and Colin, and sisters, Annie, Bridget, and Sheila
- She is the fourth among her siblings to compete collegiately, joining Mick (baseball at Notre Dame), Annie (basketball at St. Mary's College), and Sheila (volleyball at North Carolina)
- Journalism and Spanish major

CAREER BESTS

Points: 25 vs. Ohio State (1/25/18)
 Rebounds: 9 vs. Quinnipiac (11/10/17)
 FGM: 9, 2x, last vs. Ohio State (1/25/18)
 FGA: 19 vs. Ohio State (1/25/18)
 3-pt FGM: 4 vs. Ohio State (1/25/18)
 3-pt FGA: 8 vs. Ohio State (1/25/18)
 FTM: 6 at Illinois (1/7/18)
 FTA: 8 at Rutgers (2/21/18)
 Assists: 11, 3x, last at Michigan State (2/1/18)
 Steals: 4, 5x, last vs. Wisconsin (2/18/18)
 Blocks: 3 vs. Nebraska (1/28/18)
 Minutes: 45, 2x, last at Rutgers (2/21/18)

CAREER STATS

| Season | gp-gs | | Total | | 3-Point | | F-Throws | | Rebounds | | | | | | | Scoring | | | | |
|---------|-------|-----------|---------|------|---------|------|----------|------|----------|-----|-----|-----|-----|----|-----|---------|-----|-----|-----|------|
| | gp-gs | min/avg | fg-fga | pct | fg-fga | pct | ft-fta | pct | off | def | tot | avg | pf | fo | ast | to | blk | stl | pts | avg |
| 2016-17 | 34-29 | 976/28.7 | 115-294 | .391 | 22-94 | .234 | 61-87 | .701 | 11 | 79 | 90 | 2.6 | 95 | 2 | 148 | 80 | 13 | 71 | 313 | 9.2 |
| 2017-18 | 30-28 | 1063/35.4 | 116-307 | .378 | 33-95 | .347 | 67-98 | .684 | 22 | 90 | 112 | 3.7 | 77 | 0 | 199 | 114 | 20 | 46 | 332 | 11.1 |
| TOTAL | 64-57 | 2039/31.9 | 231-601 | .384 | 55-189 | .291 | 128-185 | .692 | 33 | 169 | 202 | 3.2 | 172 | 2 | 347 | 194 | 33 | 117 | 645 | 10.1 |



3 - Makenzie Meyer

Guard, 5-9, Junior
Mason City, Iowa (Mason City)



2017-2018

- Played and started in 26 games
- Scored in double figures 14 times
- Scored 20 or more points twice
- Registered six or more assists in 10 games
- Led the team in free throw percentage, shooting 91.2 percent – the second highest single-season average in program history.
- Led the team in scoring on three occasions (Western Michigan, Iowa State, and Northwestern)
- Led the team in assists nine times
- Netted a career-high 21 points in games against Drake and Western Michigan
- Went 5-for-7 from the field and 4-for-6 from 3-point range to guide Iowa to its first win in Ames since 1989.
- Recorded single season career highs in points (281), assists (111), steals (18), blocks (6), field goals made (89), and 3-pointers made (51).
- Academic All-Big Ten selection

2016-2017

- Scored in double figures 11 times
- Started in 23 of 34 games
- Was a perfect 4-for-4 from the field and 2-for-2 from behind the arc in Iowa's win at Rutgers on Jan. 17
- Had three or more assists in 10 games
- Recorded her second career high in as many games with 16 points on 6-of-7 shooting from the field and 3-of-3 from 3-point range at No. 13 Ohio State on Feb. 12
- Set career highs in points (14), free throws made (12) and free throws attempted (14) in Iowa's overtime win against Michigan State on Feb. 9
- Dished out a career-high five assists in Iowa's win over Rutgers on Feb. 2

HIGH SCHOOL

- 2016 Iowa Miss Basketball
- 2016 Hoopgurlz Top 100 recruit (No. 79)
- Guided Mason City to its first-ever state championship in girls basketball in 2016
- Scored 1,589 career points in her high school career
- Three-time all-state selection by the Iowa Newspaper Association and Iowa Girls Coaches Association
- National Honor Society member
- Led her team to back-to-back state titles as a freshman and sophomore (2012 and 2013)

PERSONAL

- Parents are Mark and Ann Meyer
- Has one brother, Matt, and two sisters, Megan and Macy
- Brother Matt plays basketball at Coe College and father Mark played baseball at Buena Vista University
- Health and Human Physiology major

CAREER BESTS

- Points: 21, 2x, last vs. Drake (12/21/17)
- Rebounds: 6 vs. UNI (12/4/16)
- FGM: 8 vs. Western Michigan (11/19/17)
- FGA: 15 vs. Drake (12/21/17)
- 3-pt FGM: 5, 2x, last vs. Drake (12/21/17)
- 3-pt FGA: 10 vs. Drake (12/21/17)
- FTM: 12 vs. Michigan State (2/9/17)
- FTA: 14 vs. Michigan State (2/9/17)
- Assists: 8, 2x, last vs. Northern Illinois (11/15/17)
- Steals: 4 at Minnesota (1/21/18)
- Blocks: 1, 5x, last vs. Minnesota (3/2/18)
- Minutes: 44 at Rutgers (2/21/18)

| Season | CAREER STATS | | Total | | 3-Point | | F-Throws | | Rebounds | | | | Scoring | | | | | | | |
|---------|--------------|-----------|---------|------|---------|------|----------|------|----------|-----|-----|-----|---------|----|-----|-----|-----|-----|-----|------|
| | gp-gs | min/avg | fg-fga | pct | fg-fga | pct | ft-fa | pct | off | def | tot | avg | pf | fo | ast | to | blk | stl | pts | avg |
| 2016-17 | 34-23 | 817/24.0 | 73-184 | .397 | 42-118 | .356 | 44-62 | .710 | 3 | 51 | 54 | 1.6 | 60 | 0 | 64 | 61 | 4 | 15 | 232 | 6.8 |
| 2017-18 | 26-26 | 821/31.6 | 89-218 | .408 | 51-135 | .378 | 52-57 | .912 | 6 | 41 | 47 | 1.8 | 33 | 1 | 111 | 66 | 6 | 18 | 281 | 10.8 |
| TOTAL | 60-49 | 1638/27.3 | 162-402 | .403 | 93-253 | .368 | 96-119 | .807 | 9 | 92 | 101 | 1.7 | 93 | 1 | 175 | 127 | 10 | 33 | 513 | 8.6 |



43 - Amanda Ollinger
Forward, 6-1, Junior
Cedar Rapids, Iowa (Linn-Mar)



2017-2018

- Played in 31 games with five starts
- Scored five or more points eight times
- Pulled down five or more rebounds on 14 occasions
- Registered three or more assists eight times
- Recorded a career-high nine rebounds in Iowa's win over Western Michigan
- Netted a career-best 12 points on 6-of-8 shooting from the field against Nebraska
- Dished out a career-high six assists in Iowa's win over Drake
- Had her best season as a Hawkeye, registering single-season highs in every statistical category
- Academic All-Big Ten selection

2016-2017

- Appeared in 21 contests this season
- Scored five points and pulled down six rebounds in Iowa's win over Northwestern on Feb. 16
- Dished out a career-high two assists in Iowa's WNIT First Round victory over Missouri State on March 16

High School

- Named The Gazette Female Athlete of the Year in 2016
- 2016 Gazette Co-Player of the Year in girls basketball
- 2016 McDonald's All-American nominee
- First team all-state honoree in 2016 and second team all-state pick by the Iowa Newspaper Association in 2014 and 2015
- Named first team all-metro three times (2014, 2015, 2016) and honorable mention all-metro once (2013)
- Garnered all-district honors three consecutive years
- Compiled 1,343 career points and 780 career rebounds competing with Cedar Rapids Jefferson as a freshman and sophomore and Linn-Mar as a junior and senior
- Netted 445 points, pulled down 273 rebounds, recorded

- 73 steals, blocked 62 shots, and 50 assists as a senior
- Guided Linn-Mar to a 20-5 record and a state semifinal appearance in 2016
- Named to the Des Moines Register Elite Team in 2016
- Three-time all-conference selection
- Linn-Mar record holder for three-pointers in a game
- Played club basketball for All Iowa Attack
- Also a decorated high school volleyball player at Cedar Rapids Jefferson and Linn-Mar, earning three all-state and all-metro nods.

Personal

- Parents are Scott and Bonnie Ollinger
- Engineering major

CAREER BESTS

- Points: 12 at Nebraska (1/16/18)
- Rebounds: 9 vs. Western Michigan (11/19/17)
- FGM: 6 at Nebraska (1/16/18)
- FGA: 9 at Maryland (1/4/18)
- 3-pt FGM: 2 at Maryland (1/4/18)
- 3-pt FGA: 8 at Maryland (1/4/18)
- FTM: 2, 2x, last at Northwestern (2/11/18)
- FTA: 2, 8x, last at Northwestern (2/11/18)
- Assists: 6 vs. Drake (12/21/17)
- Steals: 2 vs. Purdue (1/13/18)
- Blocks: 2, 3x, last vs. Northwestern (3/1/18)
- Minutes: 31 at Maryland (1/4/18)

CAREER STATS

| Season | gp-gs | | Total | | 3-Point | | F-Throws | | Rebounds | | | | | | | | Scoring | | | |
|---------|-------|----------|--------|------|---------|------|----------|------|----------|-----|-----|-----|----|----|-----|----|---------|-----|-----|-----|
| | gp-gs | min/avg | fg-fga | pct | fg-fga | pct | ft-fga | pct | off | def | tot | avg | pf | fo | ast | to | blk | stl | pts | avg |
| 2016-17 | 21-0 | 111/5.3 | 7-22 | .318 | 3-13 | .231 | 3-4 | .750 | 7 | 22 | 29 | 1.4 | 10 | 0 | 9 | 10 | 3 | 2 | 20 | 1.0 |
| 2017-18 | 31-5 | 566/18.3 | 39-94 | .415 | 9-46 | .196 | 7-15 | .467 | 41 | 86 | 127 | 4.1 | 58 | 1 | 50 | 38 | 13 | 16 | 94 | 3.0 |
| TOTAL | 52-5 | 677/13.0 | 46-116 | .397 | 12-59 | .203 | 10-19 | .526 | 48 | 108 | 156 | 3.0 | 68 | 1 | 59 | 48 | 16 | 18 | 114 | 2.2 |



5 - Alexis Sevillian
Guard, 5-5, Sophomore
Goodrich, Mich. (Goodrich)



2017-2018

- Played in 31 games with 23 starts
- Led the team in 3-pointers made (59) – the second most by a freshmen in program history
- Scored in double figures 14 times
- Made 3 or more 3-pointers in 11 games
- Netted a career-high 21 points in wins over Elon and Illinois
- Dished out a career-best six assists in Iowa's win over Western Michigan
- Scored nine points in the fourth quarter to help Iowa to a Big Ten Tournament win over Northwestern
- Academic All-Big Ten honoree

2016-2017

- Redshirted
- 2016-2017 Coaches Award Recipient

High School

- Finalist for 2016 Michigan Miss Basketball
- Best of the BEST Girls All-State Team selection, Flint Journal Dream Team Player of the Year, Rotary Club of Flint Scholar Athlete of the Year, and All-USA Michigan Girls Basketball second team selection in 2016
- 2016 McDonald's All-American nominee
- First team all-state selection in 2015 and 2016 and honorable mention all-state honoree in 2014
- Three-time all-area Dream Team and all-conference pick
- Averaged 22.9 points, 4.3 rebounds, 3.6 assists, and 3.6 steals per game as a senior guard
- Helped Goodrich to two state semi-final appearances (2013, 2015) and a 2013 state championship
- Two-year team captain
- National Honors Society member and Honor Roll student
- Played club basketball for Michigan Crossover

Personal

- Parents are Arteka and Clarence Sevillian
- Has one older sister Aketra (KeKe), who played basketball at Penn State
- Father Clarence played football at Vanderbilt
- High school teammate of Iowa guard Tania Davis
- Health and Human physiology major.

CAREER BESTS

- Points: 21, 2x, last at Illinois (1/7/18)
- Rebounds: 7 at Maryland (1/4/18)
- FGM: 7, 4x, last vs. Wisconsin (2/18/18)
- FGA: 15, 2x, last vs. Western Michigan (11/19/17)
- 3-pt FGM: 5, 3x, last vs. Wisconsin (2/18/18)
- 3-pt FGA: 11 at Maryland (1/4/18)
- FTM: 3, 2x, last vs. Northwestern (3/1/18)
- FTA: 4 vs. Northwestern (3/1/18)
- Assists: 6 vs. Western Michigan (11/19/17)
- Steals: 4 vs. Minnesota (2/4/18)
- Blocks: 1, 4x, last vs. Northwestern (3/1/18)
- Minutes: 38 vs. Michigan (12/31/17)


CAREER STATS

| Season | gp-gs | min/avg | Total | | 3-Point | | F-Throws | | Rebounds | | | | Scoring | | | | | | | |
|---------|-------|----------|--------|------|---------|------|----------|------|----------|-----|-----|-----|---------|----|-----|----|-----|-----|-----|-----|
| | | | fg-fga | pct | fg-fga | pct | ft-fa | pct | off | def | tot | avg | pf | fo | ast | to | blk | stl | pts | avg |
| 2017-18 | 31-23 | 865/27.9 | 90-232 | .388 | 59-160 | .369 | 30-35 | .857 | 4 | 62 | 66 | 2.1 | 43 | 0 | 73 | 77 | 5 | 17 | 269 | 8.7 |
| TOTAL | 31-23 | 865/27.9 | 90-232 | .388 | 59-160 | .369 | 30-35 | .857 | 4 | 62 | 66 | 2.1 | 43 | 0 | 73 | 77 | 5 | 17 | 269 | 8.7 |



24 - Zion Sanders

Guard, 5-8, Sophomore
Evansville, Ind. (Central)



2017-2018

- Played in 22 games
- Scored a career-high five points against Nebraska

HIGH SCHOOL

- Two-time All-State and All-City selection
- Three-time All-Conference honoree
- Two-time Kiwanis Award Winner
- 2016 Senior All-Star and 2015 Junior Core All-Star
- 2016 Southern Indiana Athletic Conference (SIAC) MVP nominee
- Guided Central High School to three sectional championships (2015-17) and a runner-up regional finish in 2016
- Helped Central to three SIAC tournament championships (2014-16) and a runner-up finish in 2013
- Averaged 16.2 points, 5.9 rebounds, and 4.4 assists in her junior campaign
- Holds the Central High School record for most assists in a career
- Played club basketball for Indiana Elite Swish (2011-14) and Best Choice United
- State qualifier in shot put and discus
- Sectional and regional champion in discus
- National Honors Society Member

PERSONAL

- Parents are Ulanda and Vincent Sanders
- Brother, Zebrie, played football at Florida State and was drafted by the Buffalo Bills
- Sister, Zuriel, plays basketball at Texas Tech
- Father Vincent played basketball at South Carolina State
- Mother Ulanda played basketball at Georgia
- Psychology major.

CAREER BESTS

Points: 5 vs. Nebraska (1/28/18)
 Rebounds: 2 vs. Morgan State (11/22/17)
 FGM: 2 vs. Nebraska (1/28/18)
 FGA: 3 vs. Nebraska (1/28/18)
 3-pt FGM: ---
 3-pt FGA: 1 vs. Nebraska (1/28/18)
 FTM: 2, 2x, last vs. Wisconsin (2/18/18)
 FTA: 2, 3x, last vs. Wisconsin (2/18/18)
 Assists: ---
 Steals: 1, 2x, last vs. Nebraska (1/28/18)
 Blocks: 1 vs. Morgan State (11/22/17)
 Minutes: 11 vs. Nebraska (1/28/18)

CAREER STATS

| Season | gp-gs | min/avg | Total | | 3-Point | | F-Throws | | Rebounds | | | | Scoring | | | | | | | |
|---------|-------|---------|--------|------|---------|------|----------|------|----------|-----|-----|-----|---------|----|-----|----|-----|-----|-----|-----|
| | | | fg-fga | pct | fg-fga | pct | ft-fa | pct | off | def | tot | avg | pf | fo | ast | to | blk | stl | pts | avg |
| 2017-18 | 22-0 | 89/4.0 | 3-6 | .500 | 0-1 | .000 | 7-10 | .700 | 2 | 3 | 5 | 0.2 | 9 | 0 | 0 | 6 | 1 | 1 | 13 | 0.6 |
| TOTAL | 22-0 | 89/4.0 | 3-6 | .500 | 0-1 | .000 | 7-10 | .700 | 2 | 3 | 5 | 0.2 | 9 | 0 | 0 | 6 | 1 | 1 | 13 | 0.6 |



31 - Paula Valino Ramos

Forward/Center, 6-3, Sophomore
Ourense, Spain
(IES Otero Padrayo)



2017-2018

- Played in 11 games
- Pulled down a career-best three rebounds at UNI
- Recorded a point or a rebound in nine of her 11 games played

HIGH SCHOOL

- Has experience playing at the high school, regional, and national level
- Averaged 19.7 points and 13.3 rebounds as a senior to guide Ensino to a sixth-place finish at the Spanish National U18 Championship
- Played her junior season at Bovina High School in Boniva, Texas, as an exchange student
- Named MVP of the Year and earned Academic All-District honors in 2016
- Served as a co-captain on the U16 Spanish National Team as a sophomore
- Led team to a fourth-place finish at the FIBA European Championship
- Averaged 11.2 points, 12 rebounds, and 1.4 blocks to guide the Galicia Regional Team to a fifth-place finish at the Spanish U16 National Championships
- Helped guide the Galicia Regional Team to a third-place finish at the Spanish U15 National Championship
- Guided the Spanish National Team to a Friendly U15 International Championship as a freshman
- Graduated with Special Honors from IES Otero Pedrayo
- Selected for Regional Extraordinary Prize Examinations

PERSONAL

- Parents are Liru and Olga Valino Ramos
- Father Liru played professional basketball with CB Breogan (Lugo, Spain, 1984-85) and Caja Bilbao (Bilbao, Spain, 1985-86)
- Biochemistry major.

CAREER BESTS

- Points: 3 vs. Arkansas Pine Bluff (12/9/17)
- Rebounds: 3 at Northern Iowa (12/16/17)
- FGM: 1, 3x, last at Northern Iowa (12/16/17)
- FGA: 2, 2x, last vs. Nebraska (12/17/18)
- 3-pt FGM: ---
- 3-pt FGA: ---
- FTM: 2 vs. Morgan State (11/22/17)
- FTA: 2, 4x, last vs. Arkansas-Pine Bluff (12/9/17)
- Assists: 2 vs. Wisconsin (2/18/18)
- Steals: 1, 2x, last vs. Arkansas Pine Bluff (12/9/17)
- Blocks: 1 at Northern Iowa (12/16/17)
- Minutes: 5, 3x, last vs. Wisconsin (2/18/18)

CAREER STATS

| Season | gp-gs | min/avg | Total | | 3-Point | | F-Throws | | Rebounds | | | | Scoring | | | | | | | |
|---------|-------|---------|--------|------|---------|------|----------|------|----------|-----|-----|-----|---------|----|-----|----|-----|-----|-----|-----|
| | | | fg-fga | pct | fg-fga | pct | ft-fa | pct | off | def | tot | avg | pf | fo | ast | to | blk | stl | pts | avg |
| 2017-18 | 11-0 | 29/2.6 | 5-7 | .714 | 0-0 | .000 | 5-8 | .625 | 4 | 6 | 10 | 0.9 | 4 | 0 | 2 | 3 | 1 | 2 | 15 | 1.4 |
| TOTAL | 11-0 | 29/2.6 | 5-7 | .714 | 0-0 | .000 | 5-8 | .625 | 4 | 6 | 10 | 0.9 | 4 | 0 | 2 | 3 | 1 | 2 | 15 | 1.4 |



23 - Logan Cook

Forward, 6-1, Freshman
Iowa City, Iowa (Iowa City West)



HIGH SCHOOL

- Helped lead Iowa City West to a State Championship her senior season
- First-team All-State in 2018 and second-team All-State in 2017
- Helped guide Iowa City West to a semifinals appearance in the State Tournament her freshman and junior season
- Selected as a first-team all-tournament team member, first-team all-state INA Class 5A and first-team All-Conference honors in her junior season
- Led West to a 2017 Regional Championship
- Averaged 13.5 points, 6.9 rebounds, and 2 assists her senior year
- Led her team in rebounds per game (6) her sophomore season
- Led the Women of Troy with 15 points and 6.2 rebounds per game her junior season
- National Honor Society member
- Played AAU on the Iowa Barnstormers for two years

PERSONAL

- Parents are Marv and Tracy Cook
- Marv played football at Iowa, continued on to 7 years in the NFL and was two-time All-Pro Selection with the New England Patriots...he also played for the Chicago Bears and the St. Louis Rams
- Has an older brother, Drew, who plays football at Iowa

25 - Monika Czinano

Forward/Center, 6-3, Freshman
Watertown, Minn.
(Watertown-Mayer)



HIGH SCHOOL

- Three-time all-conference honoree (2016, 2017, 2018)
- All-section selection by Breakdown Sports Media in 2017 and 2018
- First team All-State selection in 2018
- Team captain during her junior and senior years
- Scored 1,643 points and registered 1,035 rebounds during her high school career
- Averaged 23 points and 14 rebounds per game during her senior year
- Guided her team to back-to-back conference championships (2016, 2017)
- Played AAU for the Minnesota Fury
- Letterwinner and state qualifier in track, swimming, and volleyball
- All-conference honoree in track and field
- National Honor Society, band, and theater member

PERSONAL

- Parents are Gyula and Theresa Czinano
- Has two younger sisters, Maggie and Mallory
- Undeclared major



20 - Kate Martin

Guard, 6-0, Freshman
Edwardsville, Ill. (Edwardsville)



HIGH SCHOOL

- Played at Edwardsville High School
- Team won the Southwestern Conference her freshman, sophomore and junior year
- Helped lead the team to a runner-up State Tournament finish in 2017 and a semifinal appearance in 2018
- Averaged 16.2 points, 5.9 rebounds, 2.88 assists and 2.13 steals in her senior year
- First-team All-State her senior season and second-team All-State her junior season
- Scored over 1,000 points
- Three-year starter
- Earned second-team all-state and all-Southwestern Conference honors
- Played AAU with Blue Star St. Louis
- Also played volleyball

PERSONAL

- Parents are Matthew and Jill Martin, Father played football at Western Illinois University
- Has two siblings, Kennedy and Trevor
- Kennedy played basketball at Truman State University
- Undecided major

1 - Tomi Taiwo

Guard, 5-10, Freshman
Carmel, Ind. (Carmel)



HIGH SCHOOL

- Two-time honorable mention AP All-State selection in 2017 and 2018
- One of 13 girls basketball players listed on the IndyStar All-MIC team (2017, 2018)
- Guided three different teams to a total of four sectional championships, including Roseville Area High School (Roseville, Minn.) in 2015, Homestead High School (Fort Wayne, Ind.) in 2016, and Carmel High School in 2017 and 2018
- Set a Carmel High School record for 3-pointers made in a season with 65 in 2017
- Averaged 16.4 points, 3.3 rebounds, and 2.1 steals per game during her senior year
- Played for AAU Michigan Crossover Girls EYBL and led the EYBL in free throw percentage (92.0) in 2017
- Varsity letterwinner in basketball, track, and tennis

PERSONAL

- Parents are Bola and Omobola Taiwo
- Has an older brother, Seyi
- Pre-med



**Iowa Women's Basketball
Iowa Season Schedule/Results & Leaders (as of Oct 09, 2018)
All games**

| RECORD: | OVERALL | HOME | AWAY | NEUTRAL |
|----------------|----------------|-------------|-------------|----------------|
| ALL GAMES | 24-8 | 13-3 | 7-3 | 4-2 |
| CONFERENCE | 11-5 | 6-2 | 5-3 | 0-0 |
| NON-CONFERENCE | 13-3 | 7-1 | 2-0 | 4-2 |

| Date | Opponent | Score | Att. | High Points | High Rebounds |
|-------------|---------------------|--------------|-------------|----------------------|---|
| 11/10/17 | QUINNIPIAC | W 83-67 | 3758 | (17)Kathleen Doyle | (15)Megan Gustafson |
| 11/11/17 | WESTERN KENTUCKY | Wot 104-97 | 3649 | (35)Megan Gustafson | (17)Megan Gustafson |
| 11/15/17 | NORTHERN ILLINOIS | W 105-80 | 3504 | (22)Megan Gustafson | (11)Megan Gustafson |
| 11/19/17 | WESTERN MICHIGAN | W 79-56 | 3578 | (21)Makenzie Meyer | (13)Megan Gustafson |
| 11/22/17 | #vs Morgan State | W 90-46 | 117 | (18)Megan Gustafson | (10)Megan Gustafson |
| 11/23/17 | #vs Charlotte | W 77-64 | 172 | (23)Megan Gustafson | (14)Megan Gustafson |
| 11/25/17 | #vs Elon | W 74-61 | 137 | (21)Alexis Sevillian | (14)Megan Gustafson |
| 11/29/17 | FLORIDA STATE | 93-94 L | 4202 | (34)Megan Gustafson | (9)Megan Gustafson (9)Hannah Stewart |
| 12/3/17 | SAMFORD | W 80-59 | 3785 | (18)Megan Gustafson | (11)Megan Gustafson |
| 12-06-17 | 3at Iowa State | W 61-55 | 10916 | (18)Makenzie Meyer | (14)Megan Gustafson |
| 12/9/17 | ARKANSAS-PINE BLUFF | W 85-45 | 3806 | (19)Megan Gustafson | (10)Megan Gustafson |
| 12/17/17 | at UNI | W 71-47 | 3008 | (26)Megan Gustafson | (10)Megan Gustafson |
| 12/21/17 | DRAKE | W 79-66 | 4847 | (27)Megan Gustafson | (12)Megan Gustafson |
| 12/28/17 | *at Wisconsin | W 56-46 | 3865 | (21)Megan Gustafson | (16)Megan Gustafson |
| 12/31/17 | *MICHIGAN | W 82-72 | 6928 | (27)Megan Gustafson | (11)Megan Gustafson |
| 01/04/18 | *at Maryland | 64-80 L | 3841 | (15)Megan Gustafson | (15)Megan Gustafson |
| 1/7/18 | *at Illinois | W 84-71 | 1646 | (34)Megan Gustafson | (12)Megan Gustafson |
| 1/13/18 | *PURDUE | 70-76 L | 7477 | (37)Megan Gustafson | (14)Megan Gustafson |
| 01/16/18 | *at Nebraska | 65-74 L | 3667 | (29)Megan Gustafson | (18)Megan Gustafson |
| 01/21/18 | *at Minnesota | 72-77 L | 4182 | (21)Kathleen Doyle | (10)Megan Gustafson |
| 1/25/18 | *OHIO STATE | W 103-89 | 6012 | (29)Megan Gustafson | (11)Chase Coley |
| 1/28/18 | *NEBRASKA | 74-92 L | 8823 | (26)Megan Gustafson | (10)Megan Gustafson |
| 2/1/18 | *at Michigan State | Wot 71-68 | 5047 | (36)Megan Gustafson | (17)Megan Gustafson |
| 2/4/18 | *MINNESOTA | W 92-84 | 6561 | (25)Megan Gustafson | (15)Megan Gustafson |
| 2/8/18 | *PENN STATE | W 80-76 | 5878 | (33)Megan Gustafson | (14)Megan Gustafson |
| 02/11/18 | *at Northwestern | W 70-61 | 1363 | (25)Megan Gustafson | (16)Megan Gustafson |
| 2/18/18 | *WISCONSIN | W 88-61 | 7495 | (25)Megan Gustafson | (8)Megan Gustafson |
| 02/21/18 | *at Rutgers | Wot 77-67 | 1852 | (27)Megan Gustafson | (14)Megan Gustafson |
| 2/24/18 | *INDIANA | W 75-62 | 6921 | (36)Megan Gustafson | (15)Megan Gustafson |
| 03/01/18 | vs Northwestern | W 55-45 | 3447 | (13)Makenzie Meyer | (9)Megan Gustafson |
| 03/02/18 | vs Minnesota | 89-90 L | 5274 | (48)Megan Gustafson | (15)Megan Gustafson |
| 03/17/18 | vs Creighton | 70-76 L | 2304 | (29)Megan Gustafson | (17)Megan Gustafson |

* - Conference game

| Attendance Summary | Games | Attend | Avg/Game |
|---------------------------|--------------|---------------|-----------------|
| Home | 16 | 87224 | 5452 |
| Away | 10 | 39387 | 3939 |
| Neutral | 6 | 11451 | 1908 |
| Total | 32 | 138062 | 4314 |



| RECORD: | OVERALL | HOME | AWAY | NEUTRAL |
|----------------|---------|------|------|---------|
| ALL GAMES | 24-8 | 13-3 | 7-3 | 4-2 |
| CONFERENCE | 11-5 | 6-2 | 5-3 | 0-0 |
| NON-CONFERENCE | 13-3 | 7-1 | 2-0 | 4-2 |

| ## | Player | gp-gs | min | avg | Total | | 3-Point | | F-Throw | | Rebounds | | | pf | dq | a | to | blk | stl | pts | avg | |
|----------------|--------------------|-------|------|------|----------|------|---------|------|---------|------|----------|------|------|------|-----|---|-----|-----|-----|-----|------|------|
| | | | | | fg-fga | fg% | 3fg-fga | 3fg% | ft-fa | ft% | off | def | tot | | | | | | | | | avg |
| 10 | Megan Gustafson | 32-32 | 1047 | 32.7 | 320-477 | .671 | 0-0 | .000 | 183-227 | .806 | 123 | 288 | 411 | 12.8 | 65 | 1 | 44 | 62 | 66 | 18 | 823 | 25.7 |
| 22 | Kathleen Doyle | 30-28 | 1063 | 35.4 | 116-307 | .378 | 33-95 | .347 | 67-98 | .684 | 22 | 90 | 112 | 3.7 | 77 | 0 | 199 | 114 | 20 | 46 | 332 | 11.1 |
| 03 | Makenzie Meyer | 26-26 | 821 | 31.6 | 89-218 | .408 | 51-135 | .378 | 52-57 | .912 | 6 | 41 | 47 | 1.8 | 33 | 1 | 111 | 66 | 6 | 18 | 281 | 10.8 |
| 11 | Tania Davis | 12-12 | 347 | 28.9 | 37-100 | .370 | 21-51 | .412 | 21-25 | .840 | 6 | 32 | 38 | 3.2 | 9 | 0 | 62 | 21 | 2 | 9 | 116 | 9.7 |
| 04 | Chase Coley | 32-32 | 798 | 24.9 | 115-222 | .518 | 0-2 | .000 | 56-71 | .789 | 29 | 158 | 187 | 5.8 | 51 | 0 | 74 | 59 | 24 | 13 | 286 | 8.9 |
| 05 | Alexis Sevillian | 31-23 | 865 | 27.9 | 90-232 | .388 | 59-160 | .369 | 30-35 | .857 | 4 | 62 | 66 | 2.1 | 43 | 0 | 73 | 77 | 5 | 17 | 269 | 8.7 |
| 21 | Hannah Stewart | 32-0 | 549 | 17.2 | 106-215 | .493 | 0-1 | .000 | 23-36 | .639 | 41 | 104 | 145 | 4.5 | 54 | 0 | 46 | 48 | 24 | 35 | 235 | 7.3 |
| 43 | Amanda Ollinger | 31-5 | 566 | 18.3 | 39-94 | .415 | 9-46 | .196 | 7-15 | .467 | 41 | 86 | 127 | 4.1 | 58 | 1 | 50 | 38 | 13 | 16 | 94 | 3.0 |
| 34 | Carly Mohns | 30-2 | 303 | 10.1 | 20-45 | .444 | 1-2 | .500 | 13-20 | .650 | 19 | 49 | 68 | 2.3 | 19 | 0 | 25 | 17 | 5 | 9 | 54 | 1.8 |
| 31 | Paula Valino Ramos | 11-0 | 29 | 2.6 | 5-7 | .714 | 0-0 | .000 | 5-8 | .625 | 4 | 6 | 10 | 0.9 | 4 | 0 | 2 | 3 | 1 | 2 | 15 | 1.4 |
| 24 | Zion Sanders | 22-0 | 89 | 4.0 | 3-6 | .500 | 0-1 | .000 | 7-10 | .700 | 2 | 3 | 5 | 0.2 | 9 | 0 | 0 | 6 | 1 | 1 | 13 | 0.6 |
| Team | | | | | | | | | | | 54 | 81 | 135 | | | | 6 | | | | | |
| Total..... | | 32 | 6477 | | 940-1923 | .489 | 174-493 | .353 | 464-602 | .771 | 351 | 1000 | 1351 | 42.2 | 422 | 3 | 686 | 517 | 167 | 184 | 2518 | 78.7 |
| Opponents..... | | 32 | 6474 | | 831-2217 | .375 | 226-731 | .309 | 316-471 | .671 | 448 | 692 | 1140 | 35.6 | 603 | - | 393 | 387 | 98 | 293 | 2204 | 68.9 |

| RECORD: | OVERALL | HOME | AWAY | NEUTRAL |
|----------------|---------|------|------|---------|
| ALL GAMES | 11-5 | 6-2 | 5-3 | 0-0 |
| CONFERENCE | 11-5 | 6-2 | 5-3 | 0-0 |
| NON-CONFERENCE | 0-0 | 0-0 | 0-0 | 0-0 |



| ## | Player | gp-gs | min | avg | Total | | 3-Point | | F-Throw | | Rebounds | | | pf | dq | a | to | blk | stl | pts | avg | |
|----------------|--------------------|-------|------|------|----------|------|---------|------|---------|-------|----------|-----|-----|------|-----|---|-----|-----|-----|-----|------|------|
| | | | | | fg-fga | fg% | 3fg-fga | 3fg% | ft-fa | ft% | off | def | tot | | | | | | | | | avg |
| 10 | Megan Gustafson | 16-16 | 552 | 34.5 | 165-255 | .647 | 0-0 | .000 | 115-139 | .827 | 59 | 151 | 210 | 13.1 | 39 | 1 | 25 | 36 | 37 | 8 | 445 | 27.8 |
| 22 | Kathleen Doyle | 16-16 | 618 | 38.6 | 70-192 | .365 | 20-59 | .339 | 42-65 | .646 | 11 | 42 | 53 | 3.3 | 41 | 0 | 120 | 64 | 10 | 32 | 202 | 12.6 |
| 04 | Chase Coley | 16-16 | 454 | 28.4 | 69-131 | .527 | 0-0 | .000 | 35-48 | .729 | 19 | 87 | 106 | 6.6 | 24 | 0 | 44 | 28 | 12 | 7 | 173 | 10.8 |
| 03 | Makenzie Meyer | 10-10 | 354 | 35.4 | 28-87 | .322 | 18-56 | .321 | 27-29 | .931 | 0 | 17 | 17 | 1.7 | 16 | 0 | 34 | 29 | 2 | 11 | 101 | 10.1 |
| 05 | Alexis Sevillian | 15-15 | 453 | 30.2 | 37-115 | .322 | 24-83 | .289 | 9-11 | .818 | 2 | 29 | 31 | 2.1 | 25 | 0 | 38 | 46 | 0 | 10 | 107 | 7.1 |
| 21 | Hannah Stewart | 16-0 | 256 | 16.0 | 50-110 | .455 | 0-1 | .000 | 7-11 | .636 | 13 | 43 | 56 | 3.5 | 23 | 0 | 18 | 27 | 7 | 14 | 107 | 6.7 |
| 43 | Amanda Ollinger | 16-5 | 331 | 20.7 | 22-49 | .449 | 3-19 | .158 | 5-8 | .625 | 32 | 49 | 81 | 5.1 | 38 | 1 | 22 | 23 | 7 | 9 | 52 | 3.3 |
| 34 | Carly Mohns | 15-2 | 165 | 11.0 | 9-20 | .450 | 1-2 | .500 | 8-10 | .800 | 12 | 28 | 40 | 2.7 | 9 | 0 | 12 | 11 | 2 | 6 | 27 | 1.8 |
| 31 | Paula Valino Ramos | 2-0 | 6 | 3.0 | 1-2 | .500 | 0-0 | .000 | 0-0 | .000 | 2 | 2 | 4 | 2.0 | 3 | 0 | 2 | 1 | 0 | 0 | 2 | 1.0 |
| 24 | Zion Sanders | 12-0 | 61 | 5.1 | 2-3 | .667 | 0-1 | .000 | 3-3 | 1.000 | 0 | 2 | 2 | 0.2 | 7 | 0 | 0 | 3 | 0 | 1 | 7 | 0.6 |
| Team | | | | | | | | | | | 27 | 35 | 62 | | | | 2 | | | | | |
| Total..... | | 16 | 3250 | | 453-964 | .470 | 66-221 | .299 | 251-324 | .775 | 177 | 485 | 662 | 41.4 | 225 | 2 | 315 | 270 | 77 | 98 | 1223 | 76.4 |
| Opponents..... | | 16 | 3250 | | 441-1100 | .401 | 103-315 | .327 | 171-257 | .665 | 210 | 374 | 584 | 36.5 | 316 | - | 192 | 199 | 55 | 160 | 1156 | 72.2 |



1986 Mideast Region

2nd Round - Tennessee (L), 68-73 in Knoxville, TN

1987 Midwest Region (No. 3 seed)

2nd Round - New Orleans (W), 69-46 in Iowa City
Sweet 16 - Georgia (W), 62-60 in Monroe, LA
Elite 8 - Louisiana Tech (L), 65-66 in Monroe, LA

1988 West Region (No. 1 seed)

2nd Round - Stephen F. Austin (W), 83-65 in Iowa City
Sweet 16 - Southern Cal. (W), 76-67 in Long Beach, CA
Elite 8 - Long Beach State (L), 78-98 in Long Beach, CA

1989 Midwest Region (No. 3 seed)

2nd Round - Tennessee Tech (W), 77-75 in Iowa City
Sweet 16 - Stanford (L), 74-98 in Ruston, LA

1990 Mideast Region (No. 3 seed)

2nd Round - Vanderbilt (L), 56-61 in Iowa City

1991 West Region (No. 6 seed)

1st Round - Montana (W), 64-53 in Missoula, MT
2nd Round - Washington (L), 53-70 in Seattle, WA

1992 Midwest Region (No. 1 seed)

2nd Round - Missouri State (L), 60-61 (ot) in Iowa City

1993 Mideast Region (No. 2 seed)

2nd Round - Old Dominion (W), 82-56 in Norfolk, VA
Sweet 16 - Auburn (W), 63-50 in Iowa City
Elite 8 - Tennessee (W), 72-56 in Iowa City
Final Four - Ohio State (L), 72-73 (ot) in Atlanta, GA

1994 Midwest Region (No. 3 seed)

1st Round - Mt. St. Mary's (W), 70-47 in Iowa City
2nd Round - Alabama (L), 78-84 in Iowa City

1996 Mideast Region (No. 2 seed)

1st Round - Butler (W), 72-67 in Iowa City
2nd Round - DePaul (W), 72-71 in Iowa City
Sweet 16 - Vanderbilt (L), 63-74 in Rosemont, IL

1997 Midwest Region (No. 9 seed)

1st Round - North Carolina State (W), 56-50 in Storrs, CT
2nd Round - Connecticut (L), 53-72 in Storrs, CT

1998 Midwest Region (No. 4 seed)

1st Round - Massachusetts (W), 77-59, in Iowa City
2nd Round - Kansas (L), 58-62, in Iowa City

2001 Midwest Region (No. 4 seed)

1st Round - Oregon (W), 89-82 (OT), in Salt Lake City, UT
2nd Round - Utah (L), 69-78, in Salt Lake City, UT

2002 Mideast Region (No. 9 seed)

1st Round - Virginia (W), 69-62, in Storrs, CT
2nd Round - Connecticut (L), 48-86, in Storrs, CT

2004 East Region (No. 9 seed)

1st Round - Virginia Tech (L), 89-76, in Blacksburg, VA

2006 San Antonio Region (No. 10 seed)

1st Round - BYU (L), 67-62, in Denver, CO

2008 New Orleans Region (No. 9 seed)

1st Round - Georgia (L), 67-61, in Norfolk, VA

2009 Oklahoma City Region (No. 8 seed)

1st Round - Georgia Tech (L), 76-62, in Iowa City, IA

2010 Sacramento Region (No. 8 seed)

1st Round - Rutgers (W), 70-63, in Stanford, CA
2nd Round - Stanford (L), 67-96, in Stanford, CA

2011 Spokane Region (No. 6 seed)

1st Round - Gonzaga (L), 86-92, in Spokane, WA

2012 South Bend Region (No. 9 seed)

1st Round - California (L), 74-84, in South Bend, IN

2013 Norfolk Region (No. 9 seed)

1st Round - Miami (W), 69-53, in Iowa City
2nd Round - Notre Dame (L), 57-74, in Iowa City

2014 Louisville Region (No. 6 seed)

1st Round - Marist (W), 87-65, in Iowa City
2nd Round - Louisville (L), 53-83, in Iowa City

2015 Oklahoma City Region (No. 3 seed)

1st Round - American (W), 75-67, in Iowa City
2nd Round - Miami (W), 88-70, in Iowa City
Sweet 16 - Baylor (L), 66-81, in Oklahoma City

2018 Los Angeles Region (No. 6 seed)

1st Round - Creighton (L), 70-76, in Los Angeles

25 NCAA Tournament appearances

(Tied for 12th most all-time)

6 Sweet Sixteens

3 Elite Eights

1993 Final Four

**1986-87 (26-5, 17-1)**

The 1986-87 team won its first Big Ten Championship when the Hawkeyes claimed a share of the title with a 17-1 conference record. The team would go on and advance to the Elite Eight in the NCAA Tournament.

1987-88 (29-2, 17-1)

The 1987-88 Hawkeyes won their first outright Big Ten Championship with a 17-1 regular season conference mark. The team finished the season ranked No. 2 in the final Associated Press poll.

1988-89 (27-5, 16-2)

In 1988-89, the Hawkeyes claimed a share of the Big Ten Championship with a 15-3 mark. This group of Hawkeyes would extend its home winning streak to 41 games, the second-longest in the nation at the time.

1989-90 (23-6, 15-3)

During the 1989-90 season, the Hawkeyes won a share of the Big Ten Championship with a 15-3 conference record. The Hawkeyes finished the season ranked No. 10 in the final Associated Press poll.

1991-92 (25-4, 16-2)

The 1991-92 Hawkeyes won the Big Ten Championship outright with a 16-2 conference record. Iowa finished the season ranked No. 7 in the AP poll.

1992-93 (27-4, 16-2)

With a 16-2 conference record, Iowa claimed a share of the Big Ten title during the 1992-93 season. This special group of Hawkeyes would go on to become the only Iowa team to advance to the Final Four.

1995-96 (27-4, 15-1)

The 1995-96 Hawkeyes finished with a 15-1 mark to win their seventh Big Ten title. This group of Hawkeyes finished the season ranked No. 7 in the AP poll.

1997 Big Ten Tournament (18-12, 9-7)

The 1996-97 Hawkeyes finished fourth in the Big Ten during the regular season and needed to win the Big Ten Tournament in order to advance to the NCAA Tournament. Iowa defeated Northwestern, Indiana and Illinois to win its first Big Ten Tournament title.

1997-98 (18-11, 13-3)

Iowa's 1997-98 squad finished the regular season with a 13-3 conference mark to secure its eighth Big Ten Championship. The team finished the season ranked No. 24 in the final Associated Press poll.

2001 Big Ten Tournament (21-10, 12-4)

In Lisa Bluder's first year at Iowa, the 2000-01 Hawkeyes finished second in the Big Ten. The Hawkeyes knocked off Indiana, Illinois and Purdue to win the first Big Ten Tournament crown under Bluder.

2007-08 (21-11, 13-5)

In 2008, Iowa won a share of the Big Ten regular season championship, its ninth in school history. The Hawkeyes won a Big Ten-season-best eight-straight during league play.



Naismith All-American

Michelle Edwards, 1988

Kodak All-American

Michelle Edwards, 1988
 Franthea Price, 1990
 Toni Foster, 1993
 Cara Consuegra, 2001 (Honorable Mention)
 Jennie Lillis, 2003 (Honorable Mention)
 Crystal Smith, 2006 (Honorable Mention)

State Farm Coaches/WBCA All-American

Kachine Alexander, 2010, 2011 (Honorable Mention)
 Samantha Logic, 2014 (Honorable Mention), 2015

Megan Gustafson, 2018 (Honorable Mention)

U.S. Basketball Writers' All-American

Michelle Edwards, 1988
 Necole Tunsil, 1994
 Samantha Logic, 2015
Megan Gustafson, 2018 (Second Team)

Champion National Player of the Year

Michelle Edwards, 1988

Chicago Tribune Silver Basketball Recipient

Michelle Edwards, 1988
 Franthea Price, 1990
 Tangela Smith, 1996

Associated Press All-American

Amy Herrig, 1999 (Honorable Mention)
 Cara Consuegra, 2001 (Honorable Mention)
 Kachine Alexander, 2010, 2011 (Honorable Mention)
 Jaime Printy, 2011 (Honorable Mention)
 Samantha Logic, 2014 (Honorable Mention), 2015 (Third Team)
 Megan Gustafson, 2018 (Second Team)

USA Today All-American

Megan Gustafson, 2018 (Second Team)

Sports Illustrated All-American

Megan Gustafson, 2018 (First Team)

College Sports Madness All-American

Megan Gustafson, 2018 (Second Team)

WBCA District/Region All-American

Kachine Alexander, 2010, 2011
 Shanda Berry, 1989
 Michelle Edwards, 1987, 1988
 Toni Foster, 1992, 1993
 Megan Gustafson, 2018
 Cindy Haugejorde, 1980
 Jollette Law, 1990
 Jennie Lillis, 2003
 Samantha Logic, 2014, 2015
 Franthea Price, 1989, 1990
 Necole Tunsil, 1994
 Crystal Smith, 2006
 Kristi Smith, 2008
 Tangela Smith, 1998

Academic All-America of the Year

Ally Disterhoft, 2016, 2017

Academic All-America

Ally Disterhoft, 2015, 2016, 2017
 Samantha Logic, 2015
 Lindsey Meder, 2001, 2002

NCAA Post-Graduate Scholarship Recipient

Jolynn Schneider, 1988
 Tiffany Gooden, 1998
 Shannon Perry, 1998
 Cara Consuegra, 2001
 Lindsey Meder, 2002
 Jennie Lillis, 2004
 Ally Disterhoft, 2017

Robin Roberts/WBCA Sports Communications Scholarship

Shannon Perry, 1998
 Jennie Lillis, 2004

Street & Smith's Preseason All-American

Shanda Berry, 1988
 Michelle Edwards, 1986, 1987
 Toni Foster, 1991, 1992
 Tia Jackson, 1993, 1994
 Franthea Price, 1988, 1989
 Stephanie Schueler, 1990

ESPN Preseason All-American

Samantha Logic, 2015 (Second Team)

Senior CLASS AWARD

Samantha Logic, 2015

Preseason Naismith Player of the Year Honorable Mention Nominee

Tangela Smith, 1996-97
 Nadine Domond, 1997-98

United States Pan American Team

Lisa Bluder, 2015 (head coach)
 Amy Herrig, 1999
 Michelle Edwards, 1991
 Cindy Haugejorde, 1977

United States Olympic Trials

Lisa Becker, 1984
 Shanda Berry, 1988, 1996
 Michelle Edwards, 1988, 1992
 Cindy Haugejorde, 1980
 Franthea Price, 1988

United States World Junior National Team

Shanda Berry (alternate), 1985
 Franthea Price, 1986

United States World University Games Team

Amy Herrig, 1997
 Lisa Bluder, 2001 (Asst. Coach)



United States Team Trials

Lindsey Meder, 2001
Megan Skouby, 2006
Krista VandeVenter, 2005
Jaime Printy, 2011

United States World Championship Qualifying Team

Shanda Berry, 1993

United States Select Team

Lisa Becker, 1985, 1987
Shanda Berry, 1986, 1987
Michelle Edwards, 1986
Cindy Haugejorde, 1978
Amy Herrig, 1996
Lisa Long, 1986
Franthea Price, 1989
Tangela Smith, 1996

National Olympic Festival

Shanda Berry, 1985
Nadine Domond, 1995
Michelle Edwards, 1985
Toni Foster, 1987, 1991
Tiffany Gooden, 1995
Amy Herrig, 1995
Lisa Long, 1985
Cathy Marx, 1991
Franthea Price, 1985, 1986
Jolynn Schneider, 1986
Tangela Smith, 1995
Trisha Waugh, 1987

United States William R. Jones Cup Team

Shanda Berry, 1987
Nadine Domond, 1997
Jollette Law, 1988
Franthea Price, 1987
Tangela Smith, 1997
Angie Lee, 1998 (Asst. Coach)

Canadian Junior National Team

Christina Bутtenham, 2014, 2015

WBCA Regional Coach of the Year

Lisa Bluder, 2001, 2008, 2018

First Team All-Big Ten

Kachine Alexander, 2010, 2011
Shanda Berry, 1989
Cara Consuegra, 2001
Ally Disterhoft, 2017
Michelle Edwards, 1986, 1987, 1988
Toni Foster, 1991, 1992, 1993
Megan Gustafson, 2017, 2018
Amy Herrig, 1999
Jollette Law, 1989, 1990
Jennie Lillis, 2003
Samantha Logic, 2014, 2015
Lisa Long, 1987
Lindsey Meder, 2001, 2002

Randi Peterson, 2001
Franthea Price, 1988, 1990
Stephanie Schueler, 1991
Tangela Smith, 1996, 1998
Crystal Smith, 2006
Kristi Smith, 2008, 2009
Necole Tunsil, 1994

Second Team All-Big Ten

Kachine Alexander, 2009
Shanda Berry, 1988
Jamie Cavey, 2005
Cara Consuegra, 2000
Ally Disterhoft, 2015, 2016, 2017
Melissa Dixon, 2015
Nadine Domond, 1998
Bethany Doolittle, 2014, 2015
Kathleen Doyle, 2018
Tiffany Gooden, 1996
Angela Hamblin, 1998
Morgan Johnson, 2012, 2013
Lisa Long, 1985, 1986
Jennie Lillis, 2002, 2004
Lindsey Meder, 2000
Franthea Price, 1989
Jaime Printy, 2010, 2011
Stephanie Schueler, 1990
Megan Skouby, 2006
Johanna Solverson, 2008

Third Team All-Big Ten

Wendy Ausdemore, 2007, 2009
Jamie Cavey, 2004
Kristi Faulkner, 2003, 2004
Angela Hamblin, 1997
Samantha Logic, 2013
Jaime Printy, 2012
Crystal Smith, 2005
Kristi Smith, 2007
Kamille Wahlin, 2010, 2012

Honorable Mention All-Big Ten

Laurie Aaron, 1992, 1993
Wendy Ausdemore, 2008
Lisa Becker, 1985, 1987
Tricia Blair, 1987
Robin Christian, 1989
Karen Clayton, 1996
Cara Consuegra, 1999
Ally Disterhoft, 2014
Nadine Domond, 1996, 1997
Tia Jackson, 1993, 1995
Lynn Kennedy, 1985, 1986
Jollette Law, 1988
Cathy Marx, 1994
Jaime Printy, 2013
Jolynn Schneider, 1988
Megan Skouby, 2007, 2009
Tangela Smith, 1997
Necole Tunsil, 1992, 1993
Krista VandeVenter, 2006
Kamille Wahlin, 2011



Big Ten Coach of the Year

Lisa Bluder, 2001, 2008, 2010
 Angie Lee, 1996
 C. Vivian Stringer, 1991, 1993

Big Ten Player of the Year

Michelle Edwards, 1988
 Franthea Price, 1990
 Toni Foster, 1993
 Tangela Smith, 1998
 Megan Gustafson (media), 2018

Big Ten Freshman of the Year

Lisa Becker, 1984
 Franthea Price, 1987
 Jaime Printy, 2010
 Tiffany Gooden, 1995
 Megan Skouby, 2006

Big Ten Sixth Player of the Year

Melissa Dixon, 2013
 Megan Skouby, 2008

Big Ten All-Freshman Team

Tania Davis, 2016
 Ally Disterhoft, 2014
 Kathleen Doyle, 2017
 Megan Gustafson, 2016
 Samantha Logic, 2012
 Jaime Printy, 2010 (unanimous)
 Megan Skouby, 2006
 Johanna Solverson, 2002
 Kamille Wahlin, 2009

Big Ten All-Defensive Team

Bethany Doolittle, 2014
 Crystal Smith, 2006
 Kachine Alexander, 2010, 2011

Big Ten All-Tournament Team

Angela Hamblin, 1996, 1997 *
 Tangela Smith, 1997, 1998
 Cara Consuegra, 2001 *
 Randi Peterson, 2001
 Kachine Alexander, 2010
 Kelli Krei, 2010
 Kamille Wahlin, 2010
 Ally Disterhoft, 2014
 Bethany Doolittle, 2014, 2015
 Samantha Logic, 2014
 Megan Gustafson, 2018

* *Most Outstanding Player*

Academic All-Big Ten

Jenna Armstrong, 2003, 2004
 Wendy Ausdemore, 2007, 2008, 2009
 Lisa Becker, 1986, 1987
 Christina Buttenham, 2016, 2017
 Jamie Cavey, 2003, 2004, 2005
 Kelsey Cermak, 2009, 2010, 2011
 Karen Clayton, 1994, 1995, 1996
 Megan Considine, 2011, 2012
 Cara Consuegra, 1999, 2000, 2001
 Ally Disterhoft, 2015, 2016, 2017
 Bethany Doolittle, 2013, 2015
 Kathleen Doyle, 2018
 Hannah Draxten, 2010, 2011, 2012
 Kristi Faulkner, 2002, 2003, 2004
 Tiffany Gooden, 1996, 1997, 1998
 Jenee Graham, 2006, 2007
 Megan Gustafson, 2018
 Felicia Hall, 1989
 Kalli Hansen, 2012
 Amy Herring, 1997, 1998, 1999
 Whitney Jennings, 2016
 Morgan Johnson, 2011, 2012, 2013
 Morgan Kasperek, 2004, 2005, 2006
 Alexa Kastanek, 2015, 2016, 2017
 Susan Koering, 1995, 1996, 1997
 Kelly Krei, 2010, 2011, 2012
 Jennie Lillis, 2002, 2003, 2004
 Samantha Logic, 2013, 2014, 2015
 Leah Magner, 2001, 2002
 Becca McCann, 2002, 2003, 2004
 Lindsey Meder, 2000, 2001, 2002
 Makenzie Meyer, 2018
 Trisha Nesbitt, 2011, 2012, 2013
 Shannon Perry, 1996, 1997, 1998
 Kali Peschel, 2014, 2015, 2016
 Jaime Printy, 2011, 2012, 2013
 Tiffany Reedy, 2004, 2005, 2006
 Lindsay Richards, 2004
 Amanda Ollinger, 2018
 Randi Peterson, 1999, 2000, 2001
 Laura Podolak, 2000
 Jody Ratigan, 1988, 1989, 1990
 Kathryn Reynolds, 2013, 2014, 2015
 Stacy Schlapkohl, 2008
 Hailey Schneden, 2015, 2016, 2017
 Jolynn Schneider, 1988
 Alexis Sevillian, 2018
 Becky Shrigley, 1990, 1992
 Kristi Smith, 2008
 Hannah Stewart, 2017, 2018
 Krista VandeVenter, 2006, 2007, 2008
 Kamille Wahlin, 2010, 2011, 2012
 Trisha Waugh, 1990, 1991

**Michelle Edwards (1984-88)**

A native of Boston, and a Class of 2014 Women's Basketball Hall of Fame inductee, Michelle Edwards is one of the most decorated players in Iowa women's basketball history. The 5-foot-9 guard, nicknamed "Ice", amassed a career record of 97-22 from 1984-1988. During her four years, Edwards led the Hawkeyes to three NCAA Tournament appearances and two Big Ten titles. In 1988, she was named the Champion Products National Player of the Year, the highest honor in women's collegiate basketball. Edwards garnered several other honors that year including being named a Kodak All-American, a Naismith All-American, a USBWA All-American, the Big Ten Player of the Year, and the University of Iowa Athlete of the Year. In her senior season, Edwards also led Iowa to its first ever national No. 1 ranking, along with a record of 29-2 overall and 17-1 in the Big Ten. She paced the Hawkeyes, averaging 20 points, 4.8 rebounds, 4.5 assists, and 2.9 steals. The three-time first team All-Big Ten selection is the only Hawkeye to have her jersey retired (No. 30). Edwards ranks high in several Iowa statistical categories, including third in career assists (431), fourth in career scoring (1,821), and third in career steals (235). She also ranks second among single season scoring leaders (621). Edwards -- inducted into the University of Iowa Athletics Hall of Fame in 2000 -- played in the National Olympic Festival in 1985 and was a member of the U.S. Select Team in 1986. In 1991, she was part of the United States Pan American Team, and she also competed in the U.S. Olympic Trials in 1988 and 1992. Upon graduation, Edwards played professionally in Italy for nine seasons before joining the WNBA during its inaugural year in 1997. She then spent three seasons with the Cleveland Rockers and two seasons with the Seattle Storm.

Franthea Price (1986-90)

Franthea Price -- a 2013 National Iowa Varsity Club Athletics Hall of Fame inductee -- played for the Hawkeyes from 1986-1990, and in her senior season, she became the second Kodak All-American in school history. The four-year starter from River Rouge, Mich., had an impressive career at Iowa, which began with her being named the Big Ten Freshman of the Year in 1987. Price was named first team All-Big Ten in 1988 and 1990, and second team All-Big Ten in 1989. In her senior year, Price earned the honor of Big Ten Player of the Year and led the conference in scoring at 19.8 points per game. The 5-foot-9 forward led the Hawkeyes in several statistical categories that year including scoring (21.2), rebounding (7.1), steals (2.9), and 3-point field goals (47). A consistent contributor, Price scored in double figures in 34 of her last 35 games. She holds the school record for career steals with 321, and is tied for first for most steals in a single game with nine. Price also ranks sixth in career scoring (1,742), eighth in career assists (387), and 11th in career rebounds (726). Outside of Iowa, Price was a member of the U.S. World Junior National Team in 1986 and competed in the National Olympic Festival in 1985 and 1986. In 1987, Price won a gold medal as part of the United States William R. Jones Cup team, and she was a member of the United States Select team in 1989. Price also competed in the U.S. Olympic Trials in 1988. After finishing her career at Iowa, Price played professionally in Spain for several years before joining the WNBA's Sacramento Monarchs in 1998.



Toni Foster (1989-93)

A 6-foot-1 forward from Chicago, Toni Foster was named a Kodak All-American in 1993 and was a finalist for Champion Player of the Year. Foster played for the Hawkeyes from 1989-1993, and led the team in both scoring and rebounding for three consecutive years, a feat accomplished only once previously. A three-time first team All-Big Ten selection, Foster was named the Big Ten Player of the Year in 1993. She was also named the 1993 SportsChannel Player of the Year. During her senior season, Price led Iowa in scoring (15.7), rebounding (8.2), and blocked shots (1.3). She collected 27 double-doubles during her illustrious career, including nine in her senior year. In Iowa's career statistical categories, Foster ranks third in rebounds (887) and fifth in blocks (145). She also ranks seventh in scoring (1,606) and 13th in steals (167). Foster competed in the National Olympic Festival in 1987 and 1991. When the WNBA was formed in 1997, Foster was the seventh overall pick and was selected by the Phoenix Mercury. She spent two seasons with the Mercury before joining the Seattle Storm in 1999 by way of an expansion draft.

Samantha Logic (2012-15)

Samantha Logic, a four-year starter for the Hawkeyes from 2012-15, became the fourth consensus All-American in Iowa women's basketball history in 2015. Logic, the only player in NCAA history to accumulate at least 1,500 career points, 800 rebounds, 800 assists, and 200 steals, earned All-America accolades from the WBCA, Associated Press, USBWA, and ESPN after leading the Hawkeyes to their first Sweet Sixteen appearance since 1996 and the program's sixth overall. The Racine, Wisconsin, native was named to the Oklahoma City Regional All-Tournament Team after recording her sixth career triple-double against No. 5 Baylor (13 points, 10 rebounds, 14 assists); the feat marks only the 14th triple-double in the history of the NCAA Tournament and her 14 assists are an Iowa NCAA Tournament record. Success continued off the court for Logic, who was named a Capital One Academic All-American, won the Senior CLASS Award, and received the Big Ten Medal of Honor in 2015. She also earned three Academic All-Big Ten honors. Logic ends her career second in assists in Big Ten history (Samantha Prahalis of Ohio State is first (901)) and 11th in NCAA History. She ranks first in program history in career assists and starts (135), second in steals (260) and rebounds (922), and 10th in scoring (1,546). Logic led the Big Ten in assists in league play in each of her last three seasons. Her six career triple-doubles mark the second-highest total in the history of NCAA women's basketball, and the most by any player as a member of the Big Ten. She recorded 33 career double-doubles (third-most in program history), dished out double-digit assists 28 times in her career (the most in program history), and started all 135 games of her Hawkeye career. Logic, one of 12 players in the country to be invited to attend the 2015 WNBA Draft in person, was selected as the 10th pick in the first round by the Atlanta Dream. She spent a few months with the Dream before joining the San Antonio Stars. Logic is the second first round WNBA draft pick in program history and the 12th Iowa draftee overall.



| | | | |
|-----------|--------------|------------------------|---------------------|
| 1. | 2,102 | Ally Disterhoft | 2014-17 |
| 2. | 2,059 | Cindy Haugejorde | 1976-80 |
| 3. | 1,906 | Lindsey Meder | 1998-02 |
| 4. | 1,841 | Jaime Printy | 2010-13 |
| 5. | 1,821 | Michelle Edwards | 1984-88 |
| 6. | 1,803 | Megan Gustafson | 2015-present |
| 7. | 1,762 | Jennie Lillis | 2000-04 |
| 8. | 1,742 | Franthea Price | 1986-90 |
| 9. | 1,606 | Toni Foster | 1989-93 |
| 10. | 1,598 | Tangela Smith | 1994-98 |
| 11. | 1,582 | Morgan Johnson | 2010-13 |
| 12. | 1,546 | Samantha Logic | 2012-15 |
| 13. | 1,483 | Kamille Wahlin | 2009-12 |
| 14. | 1,480 | Melissa Dixon | 2012-15 |
| 15. | 1,455 | Kristi Smith | 2005-09 |
| 16. | 1,439 | Megan Skouby | 2005-09 |
| 17. | 1,353 | Bethany Doolittle | 2012-15 |
| 18. | 1,343 | Wendy Ausdemore | 2005-09 |
| 19. | 1,335 | Lisa Becker | 1983-87 |
| 20. | 1,319 | Amy Herrig | 1995-99 |
| 21. | 1,283 | Necole Tunsil | 1990-94 |
| 22. | 1,265 | Jamie Cavey | 2001-05 |
| 23. | 1,242 | Kristi Faulkner | 2001-04 |
| 24. | 1,239 | Kachine Alexander | 2008-11 |
| 25. | 1,230 | Lisa Long | 1983-87 |
| 26. | 1,193 | Crystal Smith | 2002-06 |
| 27. | 1,160 | Tia Jackson | 1990-95 |
| 28. | 1,147 | Cara Consuegra | 1997-01 |
| 29. | 1,137 | Jolette Law | 1986-90 |
| 30. | 1,130 | Johanna Solverson | 2002-05, 08 |
| 31. | 1,129 | Lisa Anderson | 1980-84 |
| 32. | 1,100 | Shanda Berry | 1985-89 |
| 33. | 1,048 | Kim Howard | 1978-82 |
| 34. | 1,046 | Robin Anderson | 1980-85 |
| 35. | 1,024 | Tiffany Gooden | 1994-98 |



Alabama

The Series: Alabama leads, 1-0
 Largest Margin of Defeat: 12 points (1993-94)
 1993-94 _____ at Iowa, L 72-84

Alaska

The Series: Iowa leads, 1-0
 Largest Margin of Victory: 21 points (1979-80)
 1979-80 _____ at Alaska, W 73-52

Albany

The Series: Iowa leads, 1-0
 Largest Margin of Victory: 22 points (2011-12)
 2011-12 _____ at Iowa, W 82-60

American

The Series: Iowa leads, 1-0
 Largest Margin of Victory: 8 points (2014-15)
 2014-15 _____ at Iowa (NCAA), W 75-67

Appalachian State

The Series: Iowa leads, 1-0
 Largest Margin of Victory: 2 points (1995-96)
 1995-96 _____ at Neutral, W 68-66

Arizona State

The Series: Arizona State leads, 1-0
 Largest Margin of Defeat: 2 points (2007-08)
 2007-08 _____ at Neutral, L 58-60

Arkansas

The Series: Arkansas leads, 3-0
 Largest Margin of Defeat: 26 points (1997-98)
 1997-98 _____ at Neutral, L 57-83
 1999-00 _____ at Arkansas, L 65-72
 2014-15 _____ at Neutral, L 67-77

Arkansa-Pine Bluff

The Series: Iowa leads, 2-0
 Largest Margin of Victory: 40 points (2017-18)
 2013-14 _____ at Iowa, W 76-38
 2017-18 _____ at Iowa, W 85-45

Arkansas State

The Series: Iowa leads, 2-0
 Largest Margin of Victory: 14 points (2004-05)
 2004-05 _____ at Neutral, W 66-52
 2010-11 _____ at Neutral, W 50-47

Auburn

The Series: Tied, 2-2
 Largest Margin of Victory: 13 points (1992-93)
 Largest Margin of Defeat: 36 points (1999-00)
 1987-88 _____ at Neutral, W 73-69
 1992-93 _____ at Iowa, W 63-50
 1998-99 _____ at Auburn, L 55-78
 1999-00 _____ at Iowa, L 55-91

Ball State

The Series: Ball State leads, 1-0
 Largest Margin of Defeat: 36 points (2015-16)
 2015-16 _____ at Iowa (WNIT), L 72-77

Baylor

The Series: Baylor leads, 1-0
 Largest Margin of Defeat: 15 points (2015-16)
 2014-15 _____ at Neutral (Sweet 16), L 66-81

Biola

The Series: Iowa leads, 1-0
 Largest Margin of Victory: 5 points (1981-82)
 1981-82 _____ at Neutral, W 73-68

Boise State

The Series: Iowa leads, 1-0
 Largest Margin of Victory: 55 points (1996-97)
 1996-97 _____ at Neutral, W 89-34

Boston

The Series: Iowa leads, 2-0
 Largest Margin of Victory: 25 points (2x, last 2008-09)
 1986-87 _____ at Iowa, W 70-48
 2008-09 _____ at Iowa, W 83-58

Boston College

The Series: Tied, 1-1
 Largest Margin of Victory: 10 points (2013-14)
 Largest Margin of Defeat: 5 points, (1986-87)
 2009-10 _____ at Iowa, L, 67-72
 2013-14 _____ at Neutral, W 78-68

Bradley

The Series: Iowa leads, 6-1
 Largest Margin of Victory: 43 points (1999-00)
 Largest Margin of Defeat: 8 points (2011-12)
 1982-83 _____ at Bradley, W 85-82
 1983-84 _____ at Iowa, W 70-46
 1985-86 _____ at Iowa, W 75-39
 1999-00 _____ at Iowa, W 92-49
 2010-11 _____ at Iowa, W, 91-53
 2011-12 _____ at Bradley, L 88-96
 2015-16 _____ at Iowa, W, 60-53

Brigham Young

The Series: Brigham Young leads, 3-0
 Largest Margin of Defeat: 24 points (1979-80)
 1979-80 _____ at Iowa, L 79-103
 1980-81 _____ at Neutral, L 76-87
 2005-06 _____ at Neutral, L 62-67

Bucknell

The Series: Iowa leads, 1-0
 Largest Margin of Victory: 58 points (1992-93)
 1992-93 _____ at Neutral, W 97-39

Butler

The Series: Iowa leads, 2-1
 Largest Margin of Victory: 23 points (2003-04)
 Largest Margin of Defeat: 10 points (2011-12)
 1995-96 _____ at Iowa, W 72-67
 2003-04 _____ at Iowa, W 83-60
 2011-12 _____ at Neutral, L 74-84

California

The Series: California leads, 2-0
 Largest Margin of Defeat: 33 points (2008-09)
 1982-83 _____ at Neutral, L 66-89
 2008-09 _____ at Neutral, L 43-76

Cal-Poly

The Series: Iowa leads, 1-0
 Largest Margin of Victory: 7 points (1981-82)
 1981-82 _____ at Iowa, W 64-57

Cal-State Northridge

The Series: Iowa leads, 1-0
 Largest Margin of Victory: 11 points (1997-98)
 1997-98 _____ at Iowa, W 67-56

Central College

The Series: Iowa leads, 4-2
 Largest Margin of Win: 26 points (1977-78)
 Largest Margin of Defeat: 10 points (1977-78)
 1975-76 _____ at Iowa, L 56-69
 1975-76 _____ at Iowa, W 57-54
 1976-77 _____ at Iowa, W 54-52
 1977-78 _____ at Iowa, W 70-44
 1977-78 _____ at Central, L 66-76
 1978-79 _____ at Central, W 76-70

Central Michigan

The Series: Iowa leads, 1-0
 The Largest Margin of Victory: 11 points (2010-11)
 2010-11 _____ at Iowa, W, 90-79

Central Missouri

The Series: Central Missouri leads, 5-1
 Largest Margin of Victory: 6 points (1981-82)
 Largest Margin of Defeat: 28 points (1981-82)
 1975-76 _____ at Central Missouri, L 56-72
 1977-78 _____ at Iowa, L 63-70
 1978-79 _____ at Central Missouri, L 62-72
 1979-80 _____ at Iowa, L 76-89
 1981-82 _____ at Iowa, W 68-62
 1981-82 _____ at Central Missouri, L 53-81

Charlotte

The Series: Iowa leads, 3-0
 Largest Margin of Victory: 22 points (1992-93)
 1992-93 _____ at Iowa, W 60-38
 2002-03 _____ at Iowa, W 85-70
 2017-18 _____ at Neutral, W 77-64

Clarke College

The Series: Iowa leads, 1-0
 Largest Margin of Victory: 36 points (1975-76)
 1975-76 _____ at Iowa, W 68-32

Coe College

The Series: Coe College leads, 3-1
 Largest Margin of Victory: 18 points (1975-76)
 Largest Margin of Defeat: 11 points (1975-76)
 1974-75 _____ at Iowa, L 45-47
 1975-76 _____ at Iowa, L 58-59
 1975-76 _____ at Iowa, W 66-48



1975-76 _____ at Coe, L 51-62

Colorado

The Series: Tied, 3-3
Largest Margin of Victory: 26 points (2000-01)
Largest Margin of Defeat: 9 points (2000-01)
1992-93 _____ at Neutral, L 70-72
2000-01 _____ at Iowa, W 92-66
2001-02 _____ at Colorado, L 83-92
2013-14 _____ at Colorado, L 87-90
2014-15 _____ at Iowa, W 78-63
2016-17 _____ at Iowa (WNIT), W 80-62

Colorado State

The Series: Iowa leads, 1-0
Largest Margin of Victory: 7 points (1979-80)
1979-80 _____ at Colorado State, W 74-67

Connecticut

The Series: Connecticut leads, 4-3
Largest Margin of Victory: 35 points (1983-84)
Largest Margin of Defeat: 38 points (2001-02)
1983-84 _____ at Iowa, W 78-43
1989-90 _____ at Iowa, W 81-49
1990-91 _____ at Connecticut, W 58-41
1996-67 _____ at Connecticut, L 53-72
1997-98 _____ at Neutral, L 55-65
1999-00 _____ at Iowa, L 45-73
2001-02 _____ at Connecticut, L 48-86

Cornell College

The Series: Iowa leads, 1-0
Largest Margin of Victory: 68 points (1974-75)
1974-75 _____ at Iowa, W 91-23

Creighton

The Series: Iowa leads, 7-6
Largest Margin of Victory: 43 points (2001-02)
Largest Margin of Defeat: 12 points (2001-02)
Overtime Record: 1-1
Last 10 Games: 6-4
1981-82 _____ at Creighton, L 66-74
1985-86 _____ at Iowa, W 66-60
1994-95 _____ at Iowa, L 53-63
1995-96 _____ at Creighton, W 68-41
2001-02 _____ at Iowa, W 86-43
2002-03 _____ at Iowa, L 64-70
2002-03 _____ at Creighton, L 82-89
2003-04 _____ at Iowa, L 72-84 (ot)
2004-05 _____ at Iowa, W 67-52
2004-05 _____ at Creighton, W 91-82 (ot)
2005-06 _____ at Iowa, W 74-64
2006-07 _____ at Creighton, W 75-60
2017-18 _____ at NCAA, L 70-76

Dartmouth

The Series: Iowa leads, 1-0
Largest Margin of Victory: 18 points (2007-08)
2007-08 _____ at Iowa, W 61-43

Dayton

The Series: Iowa leads, 2-0
Largest Margin of Victory: 7 points (2014-15)
Overtime Record: 1-0
2013-14 _____ at Iowa, W 97-93 (ot)
2014-15 _____ at Iowa, W 90-83

Delta State

The Series: Delta State leads, 2-0
Largest Margin of Defeat: 23 points (1983-84)
1979-80 _____ at Iowa, L 73-77
1983-84 _____ at Delta State, L 70-93

Denver

The Series: Iowa leads, 2-0
Largest Margin of Victory: 34 points (2002-03)
2001-02 _____ at Denver, W 84-72
2002-03 _____ at Iowa, W 83-49

DePaul

The Series: Iowa leads, 5-0
Largest Margin of Victory: 14 points (1990-91)
1979-80 _____ at Iowa, W 58-56
1980-81 _____ at DePaul, W 97-87
1989-90 _____ at Iowa, W 70-58
1990-91 _____ at DePaul, W 66-52
1995-96 _____ at Iowa, W 72-71

Detroit

The Series: Iowa leads, 1-0
Largest Margin of Victory: 23 points (2007-08)
2007-08 _____ at Iowa, W 65-42

Drake

The Series: Drake leads, 26-24
Largest Margin of Victory: 46 points (1992-93)
Largest Margin of Defeat: 35 points (1981-82)
Overtime Record: 1-1
Last 10 Games: 9-1
1974-75 _____ at Drake, L 64-75
1975-76 _____ at Drake, L 62-65
1975-76 _____ at Iowa, W 67-42
1976-77 _____ at Iowa, L 59-82
1976-77 _____ Neutral, L 56-64
1977-78 _____ at Iowa, L 66-77
1977-78 _____ Neutral, L 60-88
1978-79 _____ at Drake, L 80-94
1978-79 _____ at Iowa, L 63-96
1978-79 _____ Neutral, L 71-101
1979-80 _____ at Iowa, L 62-71
1979-80 _____ at Drake, L 67-76
1980-81 _____ at Iowa, L 71-74
1980-81 _____ at Drake, L 56-83
1981-82 _____ at Iowa, L 63-77
1981-82 _____ at Drake, L 61-96
1982-83 _____ at Drake, L 75-88
1983-84 _____ at Iowa, L 56-58
1984-85 _____ at Drake, L 59-69
1985-86 _____ at Iowa, L 63-64
1986-87 _____ at Drake, W 71-57
1987-88 _____ at Iowa, W 74-38
1988-89 _____ at Drake, W 97-54

1989-90 _____ at Iowa, W 70-58
1990-91 _____ at Drake, W 74-49
1992-93 _____ at Iowa, W 90-44
1993-94 _____ at Drake, W 73-64
1995-96 _____ at Iowa, W 67-44
1996-97 _____ at Drake, L 59-80
1997-98 _____ at Iowa, W 63-60 (ot)
1998-99 _____ at Drake, L 73-86
1999-00 _____ at Iowa, L 59-84
2000-01 _____ at Drake, L 58-73
2001-02 _____ at Iowa, L 72-75 (ot)
2002-03 _____ at Drake, W 72-52
2003-04 _____ at Iowa, W 79-65
2004-05 _____ at Drake, W 80-69
2005-06 _____ at Iowa, W 92-72
2006-07 _____ at Drake, W 77-70
2007-08 _____ at Iowa, W 62-50
2008-09 _____ at Drake, W 71-53
2009-10 _____ at Iowa, W 73-61
2010-11 _____ at Drake, W 75-71
2011-12 _____ at Iowa, W 71-46
2012-13 _____ at Drake, W 82-65
2013-14 _____ at Iowa, W 73-51
2014-15 _____ at Drake, W 100-98
2015-16 _____ at Iowa, W 89-76
2016-17 _____ at Drake, L 76-81
2017-18 _____ vs. Drake, W 79-66

Duke

The Series: Duke leads, 1-0
Largest Margin of Defeat: 24 points (2008-09)
2008-09 _____ at Duke, L 47-71

Eastern Kentucky

The Series: Iowa leads, 1-0
Largest Margin of Victory: 4 points (1992-93)
1992-93 _____ at Neutral, W 67-63

Elon

The Series: Iowa leads, 1-0
Largest Margin of Victory: 13 points (2017-18)
2017-18 _____ at Neutral, W 74-61

Evansville

The Series: Iowa leads, 1-0
Largest Margin of Victory: 12 points (1983-84)
1983-84 _____ at Neutral, W 76-64

Florida

The Series: Tied, 1-1
Largest Margin of Victory: 3 points (2004-05)
Largest Margin of Defeat: 10 points (1996-97)
1996-97 _____ at Florida, L 58-68
2004-05 _____ at Neutral, W 65-62

Florida Atlantic

The Series: Iowa leads, 1-0
Largest Margin of Victory: 25 points (1994-95)
1994-95 _____ at Neutral, W 67-42



Florida International

The Series: Iowa leads, 2-1
 Largest Margin of Victory: 10 points (2006-07)
 Largest Margin of Defeat: 1 point (2012-13)
 2003-04 _____ at FIU, W 93-86
 2006-07 _____ at Iowa, W 72-62
 2012-13 _____ at FIU, L 65-66

Florida State

The Series: Florida State leads, 2-0
 Largest Margin of Defeat: 14 points (2012-13)
 2012-13 _____ at Florida State, L 69-83
 2017-18 _____ at Iowa, L 93-94

George Washington

The Series: George Washington leads, 2-0
 Largest Margin of Defeat: 14 points (2000-01)
 Overtime Record: 0-1
 2000-01 _____ at GW, L 64-78
 2015-16 _____ at Neutral, L, 77-81 (2 OT)

Georgia

The Series: Georgia leads, 3-2
 Largest Margin of Victory: 9 points (1987-88)
 Largest Margin of Defeat: 27 points (1995-96)
 1986-87 _____ at Neutral, W 62-60
 1987-88 _____ at Iowa, W 65-56
 1990-91 _____ at Neutral, L 51-62
 1995-96 _____ at Neutral, L 52-79
 2007-08 _____ at Neutral, L 61-67

Georgia Tech

The Series: Georgia Tech leads, 2-0
 Largest Margin of Defeat: 19 points (2008-09)
 2007-08 _____ at Iowa, L 57-76
 2008-09 _____ at Iowa, L 62-76

Gonzaga

The Series: Iowa leads, 3-1
 Largest Margin of Victory: 15 points (2x, last 2009-10)
 Largest Margin of Defeat: 6 points (2010-11)
 2001-02 _____ at Neutral, W, 69-54
 2009-10 _____ at Neutral, W 69-54
 2010-11 _____ at Gonzaga, L 86-92
 2014-15 _____ at Neutral, W 79-67

Graceland

The Series: Graceland leads, 1-0
 Largest Margin of Defeat: 2 points (1975-76)
 1975-76 _____ at Iowa, L 52-54

Grambling State

The Series: Iowa leads, 1-0
 Largest Margin of Victory: 14 points (1988-89)
 1988-89 _____ at Neutral, W 80-66

Grand View

The Series: Iowa leads, 4-3
 Largest Margin of Victory: 33 points (1980-81)
 Largest Margin of Defeat: 59 points (1975-76)
 1974-75 _____ at Grand View, L unavailable
 1975-76 _____ at Iowa, L 53-112

1977-78 _____ at Grand View, W 88-73
 1978-79 _____ at Iowa, W 72-69
 1979-80 _____ at Grand View, W 99-66
 1980-81 _____ at Iowa, W 81-68
 1981-82 _____ at Grand View, L 54-76

Hampton

The Series: Iowa leads, 1-0
 Largest Margin of Victory: 33 points (2016-17)
 2016-17 _____ at Iowa, W 84-51

Harvard

The Series: Iowa leads, 1-0
 Largest Margin of Victory: 9 points (2011-12)
 2011-12 _____ at Iowa, W 90-81

Houston

The Series: Iowa leads, 2-1
 Largest Margin of Victory: 15 points (1993-94)
 Largest Margin of Defeat: 6 points (2003-04)
 1993-94 _____ at Neutral, W 59-44
 2003-04 _____ at Iowa, L 64-70
 2015-16 _____ at Neutral, W, 64-50

Howard

The Series: Iowa leads, 1-0
 Largest Margin of Victory: 33 points (1989-90)
 1989-90 _____ at Iowa, W 90-57

Idaho State

The Series: Iowa leads, 2-0
 Largest Margin of Victory: 48 points (2013-14)
 1982-83 _____ at Iowa, W 74-65
 2013-14 _____ at Iowa, W 95-47

Illinois

The Series: Iowa leads, 55-19
 Largest Margin of Victory: 51 points (1987-88)
 Largest Margin of Defeat: 26 points (1999-00)
 Overtime Record: 1-0
 Last 10 Games: 7-3
 1974-75 _____ at Iowa, W 62-46
 1975-76 _____ at Illinois, W 63-54
 1976-77 _____ At Neutral, L 40-53
 1976-77 _____ at Illinois, L 54-58
 1977-78 _____ at Iowa, L 60-62
 1978-79 _____ at Illinois, L 53-60
 1979-80 _____ at Iowa, W 71-44
 1980-81 _____ at Illinois, L 76-78
 1981-82 _____ at Iowa, L 51-76
 1982-83 _____ at Iowa, L 69-71
 1982-83 _____ at Illinois, L 69-71
 1983-84 _____ at Illinois, L 55-64
 1983-84 _____ at Iowa, W 74-65
 1984-85 _____ at Illinois, W 66-61
 1984-85 _____ at Iowa, W 79-66
 1985-86 _____ at Iowa, W 74-57
 1985-86 _____ at Illinois, L 68-78
 1986-87 _____ at Iowa, W 80-53
 1986-87 _____ at Illinois, W 70-64
 1987-88 _____ at Illinois, W 90-63
 1987-88 _____ at Iowa, W 87-36

1988-89 _____ at Illinois, W 82-64
 1988-89 _____ at Iowa, W 82-50
 1989-90 _____ at Iowa, W 85-51
 1989-90 _____ at Illinois, W 59-51
 1990-91 _____ at Iowa, W 63-47
 1990-91 _____ at Illinois, W 63-43
 1991-92 _____ at Iowa, W 68-42
 1991-92 _____ at Illinois, W 56-36
 1992-93 _____ at Illinois, W 65-57
 1992-93 _____ at Iowa, W 77-58
 1993-94 _____ at Iowa, W 53-37
 1993-94 _____ at Illinois, W 55-52
 1994-95 _____ at Iowa, W 59-51
 1994-95 _____ at Illinois, W 69-61
 1995-96 _____ at Iowa, W 73-55
 1995-96 _____ at Illinois, W 73-64
 1995-96 _____ at Big Ten, W 74-56
 1996-97 _____ at Illinois, L 75-83
 1996-97 _____ at Big Ten, W 63-56
 1997-98 _____ at Iowa, W 82-71
 1998-99 _____ at Iowa, W 89-86
 1988-99 _____ at Illinois, L 73-86
 1999-00 _____ at Illinois, L 60-86
 1999-00 _____ at Iowa, W 80-73
 2000-01 _____ at Illinois, W 75-64
 2000-01 _____ at Big Ten, W 86-79
 2001-02 _____ at Iowa, W 79-71
 2002-03 _____ at Iowa, L 72-82
 2002-03 _____ at Illinois, L 58-73
 2003-04 _____ at Iowa, W 91-73
 2003-04 _____ at Illinois, W 89-64
 2004-05 _____ at Illinois, W 72-58
 2004-05 _____ at Iowa, W 87-63
 2005-06 _____ at Iowa, W 84-65
 2005-06 _____ at Illinois, W 71-60
 2006-07 _____ at Iowa, L 69-74
 2007-08 _____ at Illinois, W 60-58
 2008-09 _____ at Illinois, W 72-62
 2008-09 _____ at Iowa, W 69-56
 2009-10 _____ at Illinois, W 74-65
 2009-10 _____ at Iowa, W 77-67
 2010-11 _____ at Illinois, W 80-69
 2010-11 _____ at Iowa, W 83-64
 2011-12 _____ at Iowa, W 69-62 (OT)
 2012-13 _____ at Illinois, L 62-74
 2013-14 _____ at Iowa, W 69-55
 2013-14 _____ at Illinois, W 81-56
 2013-14 _____ at Big Ten, W 81-62
 2014-15 _____ at Illinois, L 61-73
 2015-16 _____ at Iowa, W 61-56
 2016-17 _____ at Illinois, L 65-70
 2016-17 _____ at Iowa, W 78-58
 2017-18 _____ at Iowa, W 84-71

Illinois State

The Series: Iowa leads, 6-1
 Largest Margin of Victory: 25 points (1996-97)
 Largest Margin of Defeat: 42 points (1975-76)
 1975-76 _____ at Iowa, L 48-90
 1978-79 _____ at ISU, W 82-71
 1984-85 _____ at Iowa, W 65-57
 1986-87 _____ at ISU, W 71-56



1996-97 _____ at Iowa, W 66-41
2009-10 _____ at Iowa, W 75-67
2012-13 _____ at Iowa, W 74-64

Illinois-Chicago

The Series: Tied, 1-1
Largest Margin of Victory: 17 points (1981-82)
Largest Margin of Defeat: 1 point (1980-81)
1980-81 _____ at Illinois-Chicago, L 77-78
1981-82 _____ at Iowa, W 69-52

Indian Hills CC

The Series: Iowa leads, 2-0
Largest Margin of Victory: 23 points (1976-77)
1976-77 _____ at Iowa, W 70-47
1976-77 _____ at IHCC, W 74-53

Indiana

The Series: Iowa leads, 50-17
Largest Margin of Victory: 38 points (1989-90)
Largest Margin of Defeat: 28 points (1974-75)
Overtime Record: 1-1
Last 10 Games: 7-3

1974-75 _____ at Iowa, L 58-86
1982-83 _____ at IU, L 51-68
1982-83 _____ at Iowa, L 59-65
1983-84 _____ at Iowa, W 54-50
1983-84 _____ at IU, L 62-68
1984-85 _____ at Iowa, W 69-49
1984-85 _____ at IU, L 48-63
1985-86 _____ at IU, W 47-46
1985-86 _____ at Iowa, W 63-47
1986-87 _____ At Neutral, W 63-56
1986-87 _____ at IU, W 60-49
1986-87 _____ at Iowa, W 71-50
1987-88 _____ at Iowa, W 72-48
1987-88 _____ at IU, W 71-47
1988-89 _____ at Iowa, W 77-61
1988-89 _____ at IU, W 70-63 (ot)
1989-90 _____ at IU, W 63-52
1989-90 _____ at Iowa, W 85-47
1990-91 _____ at IU, L 59-74
1990-91 _____ at Iowa, W 86-55
1991-92 _____ at Iowa, W 80-71
1991-92 _____ at IU, W 59-57
1992-93 _____ at Iowa, W 79-50
1992-93 _____ at IU, W 68-46
1993-94 _____ at IU, L 58-82
1993-94 _____ at Iowa, L 59-63
1994-95 _____ at Iowa, W 60-55
1994-95 _____ at IU, L 49-57
1995-96 _____ at IU, W 64-56
1995-96 _____ at Iowa, W 77-51
1996-97 _____ at IU, W 78-58
1996-97 _____ at Big Ten, W 87-53
1997-98 _____ at Iowa, W 82-71
1998-99 _____ at Iowa, W 66-58
1998-99 _____ at IU, W 73-69
1999-00 _____ at Iowa, W 82-68
1999-00 _____ at IU, L 67-70
2000-01 _____ at Iowa, W 83-56
2000-01 _____ at Big Ten, W 81-76

2001-02 _____ at IU, W 73-65
2001-02 _____ at Big Ten, L 76-78 (ot)
2002-03 _____ at Iowa, W 78-62
2002-03 _____ at IU, L 68-89
2003-04 _____ at Iowa, W 72-65
2003-04 _____ at IU, W 78-69
2004-05 _____ at Iowa, W 62-51
2004-05 _____ at IU, W 56-53
2005-06 _____ at IU, L 53-65
2005-06 _____ at Iowa, W 78-70
2006-07 _____ at IU, W 71-67
2006-07 _____ at Big Ten, L 53-67
2007-08 _____ at Iowa, W 81-65
2008-09 _____ at IU, L 54-76
2008-09 _____ at Iowa, W 69-67
2009-10 _____ at Indiana, W 71-67
2009-10 _____ at Iowa, W 76-64
2010-11 _____ at Iowa, W 71-51
2010-11 _____ at Indiana, W 93-79
2011-12 _____ at Indiana, W 83-64
2012-13 _____ at Iowa, W 75-70
2013-14 _____ at Indiana, L 84-86
2013-14 _____ at Iowa, W 84-75
2014-15 _____ at Iowa, W 81-64
2015-16 _____ at Indiana, L, 74-79
2015-16 _____ at Iowa, W, 76-73
2016-17 _____ at Indiana, L 77-80 (2ot)
2017-18 _____ at Iowa, W 75-62

Indiana State

The Series: Iowa leads, 2-0
Largest Margin of Victory: 29 points (2006-07)
1983-84 _____ at Iowa, 88-83
2006-07 _____ at ISU, 82-53

Iowa State

The Series: Iowa leads, 26-22
Largest Margin of Victory: 44 points (1987-88)
Largest Margin of Defeat: 29 points (1975-76)
Overtime Record: 1-2
Last 10 Games: 6-4

1974-75 _____ at Iowa, L 47-65
1975-76 _____ at ISU, L 63-92
1976-77 _____ at Iowa, L 58-71
1976-77 _____ at Iowa, L 73-82
1977-78 _____ at Iowa, L 71-74 (OT)
1977-78 _____ at Neutral, W 77-60
1977-78 _____ at Neutral, L 82-87
1978-79 _____ at Iowa, W 87-70
1978-79 _____ at Iowa, W 81-70
1978-79 _____ at Neutral, W 68-67
1979-80 _____ at ISU, L 69-80
1979-80 _____ at Iowa, W 66-50
1980-81 _____ at Iowa, W 67-66
1980-81 _____ at ISU, W 66-62
1981-82 _____ at ISU, L 59-82
1981-82 _____ at Iowa, W 62-44
1981-82 _____ at Neutral, L 52-64
1982-83 _____ at Iowa, W 64-59
1983-84 _____ at ISU, W 86-75 (OT)
1984-85 _____ at Iowa, W 81-41
1985-86 _____ at ISU, W 63-57

1986-87 _____ at Iowa, W 70-51
1987-88 _____ at ISU, W 93-49
1988-89 _____ at Iowa, W 79-46
1989-90 _____ at ISU, W 75-55
1991-92 _____ at Iowa, W 70-58
1996-97 _____ at Iowa, W 64-53
1997-98 _____ at ISU, L 57-74
1998-99 _____ at Iowa, L 65-81
1999-00 _____ at ISU, L 69-79
2000-01 _____ at Iowa, L 76-86
2001-02 _____ at ISU, L 64-82
2002-03 _____ at Iowa, W 64-39
2003-04 _____ at ISU, L 94-101 (2 OT)
2004-05 _____ at Iowa, W 89-80
2005-06 _____ at ISU, L 61-77
2006-07 _____ at Iowa, L 74-80
2007-08 _____ at ISU, L 44-58
2008-09 _____ at Iowa, W 66-46
2009-10 _____ at ISU, L 66-85
2010-11 _____ at Iowa, W 62-40
2011-12 _____ at ISU, L 54-62
2012-13 _____ at Iowa, W 50-42
2013-14 _____ at ISU, L 70-83
2014-15 _____ at Iowa, W 76-67
2015-16 _____ at ISU, L 66-69
2016-17 _____ Iowa, W 88-76
2017-18 _____ at ISU, W 61-55

Iowa Wesleyan

The Series: Tied, 3-3
Largest Margin of Victory: 28 points (1977-78)
Largest Margin of Defeat: 36 points (1974-75)
1974-75 _____ at Iowa, L 32-68
1974-75 _____ at Iowa Wesleyan, L 58-67
1975-76 _____ at Iowa, W 60-54
1976-77 _____ at Iowa, L 47-48
1977-78 _____ at Iowa, W 76-48
1977-78 _____ at Iowa Wesleyan, W 81-54

IUPUI

The Series: Iowa leads, 1-0
Largest Margin of Victory: 9 points (2002-03)
Overtime Record: 1-0
2002-03 _____ at Iowa, W 84-75 (OT)

James Madison

The Series: Iowa leads, 4-0
Largest Margin of Victory: 30 points (1994-95)
1993-94 _____ at JMU, W, 72-44
1994-95 _____ at Iowa, W, 60-30
2010-11 _____ at Neutral, W 67-61
2016-17 _____ at Neutral, W 90-75

Kansas

The Series: Kansas leads, 4-2
Largest Margin of Victory: 14 points (2006-07)
Largest Margin of Defeat: 21 points (2008-09)
Overtime Record: 1-0
1988-89 _____ at Kansas, L 63-67
1995-96 _____ at Kansas, W 68-58 (ot)
1997-98 _____ at Iowa, L 58-62
2006-07 _____ at Neutral, W 63-49



2008-09 _____ at Kansas, L 55-76
 2009-10 _____ at Iowa, L, 55-66

Kansas State

The Series: Kansas State leads, 4-1
 Largest Margin of Victory: 6 points (2010-11)
 Largest Margin of Defeat: 43 points (2002-03)
 Overtime Record: 0-1
 1978-79 _____ at KSU, L 80-93
 2002-03 _____ at KSU, L 60-103
 2003-04 _____ at Iowa, L 60-82
 2010-11 _____ at Iowa, W 68-62
 2011-12 _____ at KSU, L 78-81 (OT)

Kent State

The Series: Iowa leads, 3-0
 Largest Margin of Victory: 35 points (2016-17)
 1998-99 _____ at Neutral, W 62-58
 2001-02 _____ at Iowa, W 76-65
 2016-17 _____ at Iowa, 83-48

Kentucky

The Series: Iowa leads, 1-0
 Largest Margin of Victory: 9 points (1991-92)
 1991-92 _____ at UK, W 77-68

La Salle

The Series: Iowa leads, 1-0
 Largest Margin of Victory: 19 points (1984-85)
 1984-85 _____ at La Salle, W 70-51

Lewis University

The Series: Iowa leads, 1-0
 Largest Margin of Victory: 26 points (2016-17)
 2016-17 _____ at Iowa, W 61-35

Long Beach State

The Series: Tied 1-1
 Largest Margin of Victory: 7 points (1987-88)
 Largest Margin of Defeat: 20 points (1987-88)
 1987-88 _____ at LBSU, L 78-98
 1987-88 _____ at Neutral, W 82-75

LSU

The Series: Iowa leads, 2-1
 Largest Margin of Victory: 9 points (1986-87)
 Largest Margin of Defeat: 1 point (1985-86)
 1985-86 _____ at LSU, L 56-57
 1986-87 _____ at Iowa, W 68-59
 1990-91 _____ at Iowa, W 73-65

Louisiana Tech

The Series: Louisiana Tech leads, 6-3
 Largest Margin of Victory: 15 points (1990-91)
 Largest Margin of Defeat: 25 points (1997-98)
 Overtime Record: 0-1
 1986-87 _____ at Iowa, L 65-66
 1988-89 _____ at Neutral, L 58-62
 1989-90 _____ at LTU, L 82-85
 1990-91 _____ at Iowa, W 72-57
 1991-92 _____ at LTU, W 61-57
 1993-94 _____ at Iowa, W 70-66

1997-98 _____ at Neutral, L 58-83
 2005-06 _____ at LTU, L 91-95 (2ot)
 2006-07 _____ at Iowa, L 59-77

Louisville

The Series: Louisville leads, 2-0
 Largest Margin of Defeat: 34 points (2014-15)
 2013-14 _____ at Iowa, L 53-83
 2014-15 _____ at Louisville, L 52-86

Luther

The Series: Luther leads, 3-1
 Largest Margin of Victory: 6 points (1976-77)
 Largest Margin of Defeat: 49 points (1975-76)
 1975-76 _____ at Luther, L 45-94
 1976-77 _____ at Iowa, L 57-76
 1976-77 _____ at Iowa, W 77-71
 1977-78 _____ at Luther, L 60-72

Marist

The Series: Iowa leads 1-0
 Largest Margin of Victory: 22 points (2013-14)
 2013-14 _____ at Iowa, W 87-65

Marquette

The Series: Iowa leads 5-1
 Largest Margin of Victory: 18 points (2001-02)
 Largest Margin of Defeat: 5 points (1999-00)
 1999-00 _____ at Marquette, L 64-69
 2000-01 _____ at Iowa, W 70-57
 2001-02 _____ at Neutral, W 90-72
 2002-03 _____ at Iowa, W 76-73
 2003-04 _____ at Marquette, W 65-62
 2004-05 _____ at Iowa, W 78-72

Marshalltown CC

The Series: Iowa leads 1-0
 Largest Margin of Victory: 53 points (1976-77)
 1976-77 _____ at MCC, W 79-26

Marycrest

The Series: Iowa leads 1-0
 Largest Margin of Victory: 36 points (1974-75)
 1974-75 _____ at Iowa, W 73-37

Maryland

The Series: Maryland leads, 6-1
 Largest Margin of Victory: 16 points (1992-93)
 Largest Margin of Defeat: 20 points (2x; last 2015-16)
 1992-93 _____ at Maryland, W 53-50
 2014-15 _____ at Maryland, L 88-93
 2015-16 _____ at Iowa, L, 56-76
 2015-16 _____ at Big Ten, L, 55-75
 2016-17 _____ at Iowa, L 82-98
 2016-17 _____ at Maryland, L 81-100
 2017-18 _____ at Maryland, L 64-80

Massachusetts

The Series: Iowa leads 2-0
 Largest Margin of Victory: 41 points (2016-17)
 1997-98 _____ at UMass, W 77-59
 2016-17 _____ at Iowa, W 71-30

Memphis

The Series: Iowa leads 1-0
 Largest Margin of Victory: 21 points (1985-86)
 1985-86 _____ at Iowa, W 77-56

Miami of Ohio

The Series: Iowa leads 1-0
 Largest Margin of Victory: 29 points (1988-89)
 1988-89 _____ at Iowa, W 73-44

Miami (FL)

The Series: Iowa leads 4-0
 Largest Margin of Victory: 29 points (1985-86)
 1985-86 _____ at Iowa, W 75-46
 1985-86 _____ at Iowa, W 83-63
 2012-13 _____ at Iowa (NCAA), W 69-53
 2014-15 _____ at Iowa (NCAA), W 88-70

Michigan

The Series: Iowa leads, 49-17
 Largest Margin of Victory: 40 points (1988-89)
 Largest Margin of Defeat: 23 points (1996-97)
 Overtime Record: 0-1
 Last 10 Games: 7-3
 1978-79 _____ at Neutral, W 79-70
 1982-83 _____ at Michigan, L 62-83
 1982-83 _____ at Iowa, W 72-50
 1983-84 _____ at Iowa, W 70-51
 1983-84 _____ at Michigan, W 71-54
 1984-85 _____ at Iowa, W 70-45
 1984-85 _____ at Michigan, W 79-49
 1985-86 _____ at Michigan, L 56-58
 1985-86 _____ at Iowa, W 63-42
 1986-87 _____ at Iowa, W 75-54
 1986-87 _____ at Michigan, W 78-54
 1987-88 _____ at Michigan, W 89-54
 1987-88 _____ at Iowa, W 76-55
 1988-89 _____ at Iowa, W 82-42
 1988-89 _____ at Michigan, W 79-61
 1989-90 _____ at Michigan, W 65-54
 1989-90 _____ at Iowa, W 78-47
 1990-91 _____ at Iowa, W 79-60
 1990-91 _____ at Michigan, W 76-64
 1991-92 _____ at Michigan, W 73-61
 1991-92 _____ at Iowa, W 81-45
 1992-93 _____ at Michigan, W 84-54
 1992-93 _____ at Iowa, W 71-34
 1993-94 _____ at Iowa, W 78-56
 1993-94 _____ at Michigan, W 65-55
 1994-95 _____ at Iowa, W 53-36
 1994-95 _____ at Michigan, W 71-43
 1995-96 _____ at Michigan, W 69-53
 1995-96 _____ at Iowa, W 74-52
 1996-97 _____ at Iowa, L 63-75
 1997-98 _____ at Michigan, L 65-69 (ot)
 1998-99 _____ at Iowa, L 67-83
 1998-99 _____ at Michigan, W 78-75
 1999-00 _____ at Michigan, L 78-82
 1999-00 _____ at Iowa, L 61-78
 2000-01 _____ at Iowa, W 79-58
 2000-01 _____ at Michigan, L 78-80
 2001-02 _____ at Michigan, L 74-82



2001-02 _____ at Iowa, L 80-91
 2002-03 _____ at Michigan, W 65-57
 2003-04 _____ at Iowa, W 66-46
 2004-05 _____ at Iowa, W 71-63
 2004-05 _____ at Michigan, W 71-63
 2004-05 _____ at Big Ten, W 70-42
 2005-06 _____ at Michigan, W 77-63
 2005-06 _____ at Iowa, W 67-55
 2006-07 _____ at Iowa, W 66-49
 2007-08 _____ at Michigan, L 46-63
 2007-08 _____ at Iowa, W 66-61
 2007-08 _____ at Big Ten, W 58-37
 2008-09 _____ at Iowa, W 77-69
 2008-09 _____ at Michigan, W 68-64
 2009-10 _____ at Iowa, L 51-54
 2009-10 _____ at Michigan, L 46-63
 2010-11 _____ at Iowa, L 53-60
 2011-12 _____ at Michigan, W 58-57
 2011-12 _____ at Iowa, W 79-71
 2012-13 _____ at Iowa, L 64-68
 2012-13 _____ at Michigan, W 63-57
 2013-14 _____ at Michigan, W 74-70
 2014-15 _____ at Iowa, W 76-70
 2015-16 _____ at Michigan, L 75-82
 2015-16 _____ at Iowa, W 85-69
 2015-16 _____ at Big Ten, W 97-85
 2016-17 _____ at Michigan, L 70-72
 2017-18 _____ at Iowa, W 82-72

Michigan State

The Series: Iowa leads, 37-28
 Largest Margin of Victory: 30 points (1992-93)
 Largest Margin of Defeat: 29 points (1975-76)
 Overtime Records: 2-1
 Last 10 Games: 5-5

1975-76 _____ At Neutral, L 54-83
 1979-80 _____ At Neutral, W 63-58
 1982-83 _____ at MSU, L 56-64
 1982-83 _____ at Iowa, L 62-70
 1983-84 _____ at Iowa, W 70-62
 1983-84 _____ at MSU, W 72-62
 1984-85 _____ at Iowa, W 53-36
 1984-85 _____ at MSU, W 77-55
 1985-86 _____ at MSU, W 60-57
 1985-86 _____ at Iowa, W 61-48
 1986-87 _____ at Iowa, W 83-61
 1986-87 _____ at MSU, W 71-49
 1987-88 _____ at MSU, W 77-52
 1987-88 _____ at Iowa, W 52-46
 1988-89 _____ at Iowa, W 89-49
 1988-89 _____ at MSU, W 74-63
 1989-90 _____ at MSU, L 61-62
 1989-90 _____ at Iowa, W 86-58
 1990-91 _____ at Iowa, L 54-64
 1990-91 _____ at MSU, L 48-49
 1991-92 _____ at MSU, W 71-64
 1991-92 _____ at Iowa, W 70-47
 1992-93 _____ at MSU, W 75-55
 1992-93 _____ at Iowa, W 76-46
 1993-94 _____ at Iowa, W 54-46
 1993-94 _____ at MSU, W 63-56
 1994-95 _____ at MSU, L 70-71 (2 OT)

1994-95 _____ at Iowa, L 55-62
 1995-96 _____ at Iowa, W 75-56
 1995-96 _____ at MSU, W 71-65
 1996-97 _____ at Iowa, W 82-62
 1997-98 _____ at MSU, L 62-66
 1998-99 _____ at MSU, L 64-70
 1998-99 _____ at Iowa, L 69-81
 1999-00 _____ at Iowa, L 77-82
 1999-00 _____ at MSU, L 64-74
 2000-01 _____ at Iowa, W 50-47
 2000-01 _____ at MSU, W 71-56
 2001-02 _____ at Iowa, W 75-55
 2001-02 _____ at MSU, W 69-59
 2002-03 _____ at Iowa, L 58-68
 2003-04 _____ at MSU, W 78-67
 2003-04 _____ at Big Ten, L 54-81
 2004-05 _____ at MSU, L 56-68
 2004-05 _____ at Iowa, L 60-67
 2005-06 _____ at Iowa, W 75-64
 2005-06 _____ at MSU, L 71-73
 2005-06 _____ at Big Ten, L 58-79
 2006-07 _____ at Iowa, L 63-83
 2006-07 _____ at MSU, L 57-67
 2007-08 _____ at MSU, L 65-73
 2007-08 _____ at Iowa, W 82-64
 2008-09 _____ at MSU, L 56-68
 2009-10 _____ at Iowa, W 77-66
 2009-10 _____ at Big Ten, W 59-54
 2010-11 _____ at MSU, L 60-63
 2010-11 _____ at Iowa, W 66-64
 2011-12 _____ at Iowa, W 74-57
 2012-13 _____ at MSU, L 54-65
 2013-14 _____ at Iowa, L 72-88
 2014-15 _____ at MSU, W 52-50
 2015-16 _____ at MSU, L 73-80
 2015-16 _____ at Iowa, L 69-74
 2016-17 _____ at Iowa, W 87-83 (ot)
 2017-18 _____ at MSU, W 71-68 (ot)

Middle Tennessee State

The Series: Iowa leads 1-0
 Largest Margin of Victory: 6 points (2012-13)
 Overtime Record: 1-0
 2012-13 _____ at Iowa, W 69-63 (ot)

Minnesota

The Series: Iowa leads, 50-27
 Largest Margin of Victory: 49 points (1987-88)
 Largest Margin of Defeat: 47 points (1981-82)
 Overtime Record: 1-2
 Last 10 Games: 5-5
 1974-75 _____ at Iowa, W 55-33
 1977-78 _____ at Iowa, L 79-84
 1978-79 _____ at Iowa, W 91-82
 1978-79 _____ at Minnesota, L 79-90
 1978-79 _____ At Neutral, L 64-86
 1979-80 _____ at Iowa, W 70-68
 1979-80 _____ at Minnesota, L 67-72
 1980-81 _____ at Iowa, L 71-94
 1980-81 _____ at Minnesota, L 52-71
 1981-82 _____ at Iowa, L 52-77
 1981-82 _____ at Minnesota, L 43-90

1982-83 _____ at Iowa, L 62-73
 1982-83 _____ at Minnesota, L 53-78
 1983-84 _____ at Minnesota, L 55-57
 1983-84 _____ at Iowa, W 79-58
 1984-85 _____ at Iowa, W 60-38
 1984-85 _____ at Minnesota, W 66-58
 1985-86 _____ at Minnesota, W 66-63
 1985-86 _____ at Iowa, W 61-51
 1986-87 _____ at Iowa, W 81-40
 1986-87 _____ at Minnesota, W 78-60
 1987-88 _____ at Minnesota, W 84-41
 1987-88 _____ at Iowa, W 100-51
 1988-89 _____ at Iowa, W 97-54
 1988-89 _____ at Minnesota, W 87-73
 1989-90 _____ at Minnesota, W 79-43
 1989-90 _____ at Iowa, W 87-58
 1990-91 _____ at Iowa, W 70-51
 1990-91 _____ at Minnesota, W 70-46
 1991-92 _____ at Iowa, W 85-68
 1991-92 _____ at Minnesota, W 65-47
 1992-93 _____ at Minnesota, W 75-47
 1992-93 _____ at Iowa, W 83-59
 1993-94 _____ at Iowa, W 69-59
 1993-94 _____ at Minnesota, L 58-64
 1994-95 _____ at Minnesota, L 56-70
 1994-95 _____ at Big Ten, W 57-44
 1995-96 _____ at Iowa, W 94-51
 1996-97 _____ at Minnesota, W 61-48
 1996-97 _____ at Iowa, W 78-42
 1997-98 _____ at Iowa, W 91-55
 1997-98 _____ at Minnesota, W 71-59
 1998-99 _____ at Minnesota, W 66-58
 1998-99 _____ at Iowa, W 79-62
 1999-00 _____ at Iowa, W 80-51
 1999-00 _____ at Minnesota, W 77-53
 2000-01 _____ at Minnesota, W 82-71
 2001-02 _____ at Iowa, L 83-94
 2002-03 _____ at Minnesota, L 65-94
 2002-03 _____ at Iowa, L 60-77
 2002-03 _____ at Big Ten, W 80-77
 2003-04 _____ at Minnesota, L 61-75
 2003-04 _____ at Iowa, W 81-61
 2004-05 _____ at Minnesota, L 50-81
 2005-06 _____ at Iowa, L 68-80
 2006-07 _____ at Minnesota, W 58-56
 2006-07 _____ at Iowa, L 78-80 (ot)
 2007-08 _____ at Minnesota, W 68-66 (ot)
 2007-08 _____ at Iowa, W 72-69
 2008-09 _____ at Iowa, W 74-57
 2008-09 _____ at Minnesota, L 58-64
 2008-09 _____ at Big Ten, W 79-64
 2009-10 _____ at Minnesota, L 69-72 (ot)
 2009-10 _____ at Iowa, W 75-54
 2010-11 _____ at Minnesota, W 89-76
 2010-11 _____ at Iowa, W 64-62
 2011-12 _____ at Iowa, W 75-58
 2012-13 _____ at Minnesota, L 60-72
 2013-14 _____ at Iowa, W 78-71
 2013-14 _____ at Minnesota, W 64-56
 2014-15 _____ at Minnesota, L 80-93
 2014-15 _____ at Iowa, W 92-76
 2015-16 _____ at Minnesota, L 76-78



2016-17 _____ at Iowa, W 80-65
 2017-18 _____ at Minnesota, L 72-77
 2017-18 _____ at Iowa, W 92-84
 2017-18 _____ at Big Ten, L 89-90

Minnesota State-Moorhead

The Series: Iowa leads 1-0
 Largest Margin of Victory: 29 points (2017-18)
 2017-18 _____ at Iowa, W 85-56

Mississippi Valley State

The Series: Iowa leads 1-0
 Largest Margin of Victory: 6 points (2011-12)
 2011-12 _____ at Iowa, W 86-80

Mississippi State

The Series: Iowa leads, 1-0
 Largest Margin of Victory: 6 points (2007-08)
 2007-08 _____ at Neutral, W 60-54

Missouri

The Series: Iowa leads, 5-1
 Largest Margin of Victory: 27 points (1991-92)
 Largest Margin of Defeat: 10 points (2003-04)
 1987-88 _____ at Iowa, W 85-71
 1998-99 _____ at Iowa, W 75-68
 1991-92 _____ at Missouri, W 89-62
 2002-03 _____ at Iowa, W 87-65
 2003-04 _____ at Missouri, L 65-75
 2004-05 _____ at Iowa, W 75-54

Missouri Southern

The Series: Iowa leads, 1-0
 Largest Margin of Victory: 5 points (1978-79)
 1978-79 _____ at Neutral, W 89-84

Missouri State

The Series: Iowa leads, 5-4
 Largest Margin of Victory: 5 points (2012-13)
 Largest Margin of Defeat: 14 points (2000-01)
 Overtime Record: 0-1
 1991-92 _____ at Iowa, L 60-61 (ot)
 1993-94 _____ at Iowa, W 67-55
 1994-95 _____ at MSU, L 48-60
 2000-01 _____ at MSU, L 87-101
 2001-02 _____ at Iowa, W 84-64
 2004-05 _____ at MSU, L 80-89
 2006-07 _____ at Neutral, W 79-70
 2012-13 _____ at Iowa, W 97-43
 2016-17 _____ at Iowa (WNIT), W 95-74

Montana

The Series: Tied, 1-1
 Largest Margin of Victory: 9 points (1990-91)
 Largest Margin of Defeat: 11 points (1980-81)
 1980-81 _____ at Montana, L 54-63
 1990-91 _____ at Montana, W 64-53

Morgan State

The Series: Iowa leads, 1-0
 Largest Margin of Victory: 44 points (2017-18)
 2017-18 _____ at Neutral, W 90-46

Mount St. Mary's

The Series: Iowa leads, 2-0
 Largest Margin of Victory: 26 points (2000-01)
 1993-94 _____ at Iowa, W 70-47
 2000-01 _____ at Mount St. Mary's, W 89-63

Mt. Mercy

The Series: Mt. Mercy leads, 8-1
 Largest Margin of Victory: 4 points (1976-77)
 Largest Margin of Defeat: 29 points (1975-76)
 1974-75 _____ at Iowa, L 59-70
 1974-75 _____ at Mt. Mercy, L 66-76
 1975-76 _____ at Iowa, L 41-70
 1975-76 _____ at Iowa, L 35-61
 1975-76 _____ at Iowa, L 49-59
 1975-76 _____ at Mt. Mercy, L 75-90
 1976-77 _____ at Iowa, W 65-61
 1977-78 _____ at Mt. Mercy, L 75-86
 1978-79 _____ at Iowa, L 66-71

National College

The Series: Iowa leads, 2-0
 Largest Margin of Victory: 19 points (1982-83)
 1981-82 _____ at National College, W 66-59
 1982-83 _____ at Iowa, W 71-52

Northeastern

The Series: Iowa leads, 1-0
 Largest Margin of Victory: 28 points (2010-11)
 2010-11 _____ at Iowa, W, 87-59

North Carolina State

The Series: NC State leads, 1-0
 Largest Margin of Defeat: 3 points (2002-03)
 Overtime Record: 0-1
 2002-03 _____ at Neutral, L 66-69 (ot)

North Dakota

The Series: Iowa leads, 2-0
 Largest Margin of Victory: 26 points (2013-14)
 2013-14 _____ at Iowa, W, 88-62
 2015-16 _____ at Iowa, W, 83-61

North Iowa Area CC

The Series: Iowa leads, 1-0
 Largest Margin of Victory: 5 points (1976-77)
 1976-77 _____ at NIACC, W 70-65

Nebraska

The Series: Nebraska leads, 14-12
 Largest Margin of Victory: 34 points (1990-91)
 Largest Margin of Defeat: 20 points (2012-13)
 Overtime Record: 1-0
 Last 10 Games: 5-5
 1977-78 _____ at Neutral, L 63-71
 1979-80 _____ at Nebraska, L 66-67
 1984-85 _____ at Iowa, W 62-41
 1986-87 _____ at Nebraska, L 74-85
 1987-88 _____ at Iowa, W 68-58
 1988-89 _____ at Neutral, W 84-67
 1989-90 _____ at Nebraska, W 74-55
 1990-91 _____ at Iowa, W 80-46

1991-92 _____ at Nebraska, W 64-59
 1996-97 _____ at Neutral, L 67-73
 2004-05 _____ at Nebraska, W 71-67
 2011-12 _____ at Iowa, L 72-77
 2011-12 _____ at Nebraska, L 53-60
 2011-12 _____ at Big Ten, L 68-80
 2012-13 _____ at Iowa, L 75-76
 2012-13 _____ at Nebraska, L 46-66
 2012-13 _____ at Big Ten, L 61-76
 2013-14 _____ at Iowa, L 67-80
 2013-14 _____ at Big Ten, L 65-72
 2014-15 _____ at Iowa, W 78-72 (ot)
 2014-15 _____ at Nebraska, W 69-61
 2014-15 _____ at Big Ten, W 74-65
 2015-16 _____ at Nebraska, W, 74-68
 2016-17 _____ at Iowa, W 75-72
 2017-18 _____ at Nebraska, L 65-74
 2017-18 _____ at Iowa, L 74-92

Nebraska-Omaha

The Series: Tied, 1-1
 Largest Margin of Victory: 2 points (1978-79)
 Largest Margin of Defeat: 10 points (1981-82)
 1978-79 _____ at Iowa, W 63-61
 1981-82 _____ at UNO, L 54-64

Nevada

The Series: Iowa leads, 1-0
 Largest Margin of Victory: 14 points (2000-01)
 2000-01 _____ at Iowa, W 73-59

New Mexico State

The Series: Iowa leads, 1-0
 Largest Margin of Victory: 14 points (1980-81)
 Last Road Win: 1980-81
 1980-81 _____ at New Mexico State, W 83-69

New Orleans

The Series: Iowa leads, 1-0
 Largest Margin of Victory: 22 points (1986-87)
 1986-87 _____ at Iowa, W 68-46

North Carolina

The Series: Tied, 2-2
 Largest Margin of Victory: 25 points (1989-90)
 Largest Margin of Defeat: 13 points (2012-13)
 1989-90 _____ at Neutral, W 106-81
 1995-96 _____ at Neutral, W 73-64
 2010-11 _____ at North Carolina, L 67-79
 2012-13 _____ at Iowa, L 77-64

North Carolina State

The Series: Iowa leads, 1-0
 Largest Margin of Victory: 6 points (1996-97)
 1996-97 _____ at Neutral, 56-50

North Dakota

The Series: Iowa leads, 1-0
 Largest Margin of Victory: 15 points (2016-17)
 2016-17 _____ at North Dakota, W 75-60



Northeast Missouri

The Series: Iowa leads, 1-0
Largest Margin of Victory: 12 points (1978-79)
1978-79 ___ at Northeast Missouri, W 62-50

Northern Illinois

The Series: Iowa leads, 7-5
Largest Margin of Victory: 44 points (2007-08)
Largest Margin of Defeat: 12 points (1981-82)
Last 10 Games: 6-5
1974-75 _____ at NIU, W 58-37
1975-76 _____ at Iowa, L 53-54
1977-78 _____ at NIU, W 96-44
1981-82 _____ at Iowa, L 57-69
1982-83 _____ at NIU, L 71-74
1983-84 _____ at Iowa, L 65-69
1987-88 _____ at NIU, W 81-73
1992-93 _____ at Iowa, W 92-59
1993-94 _____ at NIU, L 56-59
2007-08 _____ at Iowa, W 87-43
2012-13 _____ at Iowa, W 63-40
2016-17 _____ at Iowa, W 105-80

Northern Iowa

The Series: Iowa leads, 21-2
Largest Margin of Victory: 49 points (2016-17)
Largest Margin of Defeat: 44 points (1974-75)
Overtime Record: 1-0
Last 10 Games: 10-0
1974-75 _____ at UNI, L 39-83
1977-78 _____ at Iowa, W 74-54
1978-79 _____ at Iowa, W 106-61
1978-79 _____ at UNI, W 90-55
1981-82 _____ at UNI, W 74-68 (ot)
1982-83 _____ at Iowa, W 66-65
1983-84 _____ at UNI, W 71-64
2002-03 _____ at Iowa, W 98-68
2003-04 _____ at UNI, W 76-67
2004-05 _____ at Iowa, W 77-50
2005-06 _____ at UNI, W 65-54
2006-07 _____ at Iowa, L 62-83
2007-08 _____ at UNI, W 77-67
2008-09 _____ at Iowa, W 72-46
2009-10 _____ at UNI, W 81-70
2010-11 _____ at Iowa, W 75-64
2011-12 _____ at UNI, W 78-74
2012-13 _____ at Iowa, W 68-46
2013-14 _____ at UNI, W 67-60
2014-15 _____ at Iowa, W 73-45
2015-16 _____ at Iowa, W, 80-65
2016-17 _____ at Iowa, W 88-39
2017-18 _____ at UNI, W 71-47

Northwest Missouri

The Series: Tied, 2-2
Largest Margin of Victory: 13 points (1980-81)
Largest Margin of Defeat: 21 points (1979-80)
Overtime Record: 0-1
1978-79 _____ at Iowa, W 71-63
1979-80 _____ at Iowa, L 71-73 (ot)
1979-80 _____ at NW Missouri, L 50-71
1980-81 _____ at Iowa, W 83-70

Northwestern

The Series: Iowa leads, 55-14
Largest Margin of Victory: 40 points (2000-01)
Largest Margin of Defeat: 27 points (1982-83)
Overtime Record: 1-0
Last 10 Games: 8-2
1979-80 _____ At Neutral, L 66-69
1980-81 _____ at N'western, L 63-85
1980-81 _____ at Iowa, L 80-92
1982-83 _____ at Iowa, L 56-71
1982-83 _____ at N'western, L 54-81
1983-84 _____ at N'western, L 51-59
1983-84 _____ at Iowa, W 72-61
1984-85 _____ at N'western, W 70-51
1984-85 _____ at Iowa, W 71-61
1985-86 _____ at Iowa, W 72-58
1985-86 _____ at N'western, W 69-66 (ot)
1986-87 _____ at N'western, W 72-61
1986-87 _____ at Iowa, W 70-53
1987-88 _____ at Iowa, W 81-43
1987-88 _____ at N'western, W 76-66
1988-89 _____ at N'western, W 63-53
1988-89 _____ at Iowa, W 77-46
1989-90 _____ at Iowa, L 63-64
1989-90 _____ at N'western, W 64-43
1990-91 _____ at N'western, W 64-60
1990-91 _____ at Iowa, W 67-58
1991-92 _____ at N'western, W 90-72
1991-92 _____ at Iowa, W 73-65
1992-93 _____ at N'western, W 60-55
1992-93 _____ at Iowa, W 68-62
1993-94 _____ at Iowa, W 67-59
1993-94 _____ at N'western, L 47-55
1994-95 _____ at Iowa, L 57-58
1995-96 _____ at N'western, W 64-51
1996-97 _____ at N'western, W 73-61
1996-97 _____ at Iowa, W 80-56
1996-97 _____ at Big Ten, W 78-68
1997-98 _____ at Iowa, W 65-58
1997-98 _____ at N'western, W 74-71
1998-99 _____ at Iowa, W 86-69
1998-99 _____ at Neutral, L 71-75
1999-00 _____ at N'western, L 52-53
1999-00 _____ at Big Ten, L 59-68
2000-01 _____ at Iowa, W 95-61
2000-01 _____ at N'western, W 92-52
2001-02 _____ at N'western, W 74-47
2001-02 _____ at Iowa, W 82-68
2002-03 _____ at Iowa, W 72-60
2002-03 _____ at Big Ten, W 70-58
2003-04 _____ at N'western, W 76-61
2004-05 _____ at Iowa, W 81-76
2004-05 _____ at N'western, W 60-40
2005-06 _____ at N'western, W 80-48
2005-06 _____ at Iowa, W 76-61
2006-07 _____ at N'western, W 63-61
2007-08 _____ at N'western, W 70-55
2007-08 _____ at Iowa, W 68-42
2008-09 _____ at Iowa, W 74-46
2008-09 _____ at N'western, W 86-79
2009-10 _____ at Iowa, W 78-69
2009-10 _____ at N'western, L 66-72

2010-11 _____ at N'western, W 86-75
2011-12 _____ at Iowa, W 86-55
2011-12 _____ at N'Western, W 70-63
2012-13 _____ at Iowa, L 65-67
2012-13 _____ at N'western, W 62-45
2012-13 _____ at Big Ten, W 60-55
2013-14 _____ at Iowa, W 90-84
2014-15 _____ at Iowa, W 83-70
2014-15 _____ at N'western, W 102-99
2015-16 _____ at N'western, W 79-64
2016-17 _____ at Iowa, W 78-59
2016-17 _____ at Big Ten, L 73-78
2017-18 _____ at N'western, W 70-61
2017-18 _____ at Big Ten, W 55-45

Notre Dame

The Series: Notre Dame leads, 3-0
Largest Margin of Defeat: 17 points (2012-13)
1996-97 _____ at Iowa, L 50-61
2012-13 _____ at Iowa (NCAA), L 57-74
2016-17 _____ at Iowa, L 58-73

NW Louisiana State

The Series: NW Louisiana State leads, 1-0
Largest Margin of Defeat: 1 point (1994-95)
1994-95 _____ at Neutral, L 53-54

Ohio University

The Series: Iowa leads, 1-0
Largest Margin of Victory: 45 points (1991-92)
1991-92 _____ at Iowa, W 97-52

Ohio State

The Series: Ohio State leads, 35-32
Largest Margin of Victory: 43 points (1989-90)
Largest Margin of Defeat: 36 points (2006-07)
Overtime Record: 1-2
Last 10 Games: 6-4
1979-80 _____ At Neutral, W 61-60
1982-83 _____ at OSU, L 57-77
1982-83 _____ at Iowa, L 57-72
1983-84 _____ at Iowa, L 56-64
1983-84 _____ at OSU, L 60-82
1984-85 _____ at Iowa, L 47-56
1984-85 _____ at OSU, L 41-64
1985-86 _____ at OSU, L 54-70
1985-86 _____ at Iowa, W 75-64
1986-87 _____ at OSU, L 54-67
1986-87 _____ at Iowa, W 66-54
1987-88 _____ at Iowa, W 75-64
1987-88 _____ at OSU, L 56-58
1988-89 _____ at Iowa, W 84-70
1988-89 _____ at OSU, L 57-66
1989-90 _____ at OSU, W 71-48
1989-90 _____ at Iowa, W 94-51
1990-91 _____ at OSU, W 88-68
1990-91 _____ at Iowa, W 70-47
1991-92 _____ at Iowa, W 73-56
1991-92 _____ at OSU, W 68-59
1992-93 _____ at Iowa, W 79-62
1992-93 _____ at OSU, L 60-72
1992-93 _____ at Final Four, L 72-73 (ot)



1993-94 _____ at OSU, W 64-61
 1993-94 _____ at Iowa, W 59-57
 1994-95 _____ at Iowa, W 57-51
 1995-96 _____ at OSU, W 82-75
 1996-97 _____ at OSU, W 69-59
 1996-97 _____ at Iowa, W 80-59
 1997-98 _____ at Iowa, W 66-57
 1997-98 _____ at OSU, W 74-71
 1997-98 _____ at Big Ten, W 72-54
 1998-99 _____ at OSU, L 66-70
 1999-00 _____ at Iowa, W 68-60
 2000-01 _____ at OSU, L 52-79
 2000-01 _____ at Iowa, W 74-59
 2001-02 _____ at OSU, L 63-82
 2001-02 _____ at Iowa, W 70-65
 2002-03 _____ at OSU, L 59-74
 2003-04 _____ at Iowa, L 82-93
 2004-05 _____ at OSU, L 57-80
 2004-05 _____ at Iowa, L 60-67
 2005-06 _____ at Iowa, L 62-72
 2005-06 _____ at OSU, L 77-88
 2006-07 _____ at Iowa, L 67-73
 2006-07 _____ at OSU, L 49-85
 2007-08 _____ at Iowa, L 65-73
 2007-08 _____ at OSU, L 56-69
 2008-09 _____ at Iowa, W 85-75
 2008-09 _____ at Big Ten, L 56-72
 2009-10 _____ at OSU, L 82-86
 2009-10 _____ at Big Ten, L 64-66
 2010-11 _____ at Iowa, W 89-76
 2010-11 _____ at OSU, L 67-81
 2010-11 _____ at Big Ten, L 61-71
 2011-12 _____ at OSU, L 71-84
 2012-13 _____ at Iowa, W 77-71 (ot)
 2013-14 _____ at OSU, W 81-74
 2013-14 _____ at Iowa, W 65-61
 2013-14 _____ at Big Ten, W 77-73
 2014-15 _____ at Iowa, W 73-65
 2014-15 _____ at Ohio State, L 82-100
 2014-15 _____ at Big Ten, L 85-91 (ot)
 2015-16 _____ at Iowa, L 81-98
 2016-17 _____ at Ohio State, L 81-88
 2017-18 _____ at Iowa, W 103-89

Oklahoma

The Series: Iowa leads, 2-1
 Largest Margin of Victory: 17 points (1988-89)
 Largest Margin of Defeat: 17 points (2005-06)
 1988-89 _____ at Neutral, W 86-69
 2004-05 _____ at Neutral, W 54-47
 2005-06 _____ at Neutral, L 68-85

Old Dominion

The Series: Iowa leads, 1-0
 Largest Margin of Victory: 26 points (1992-93)
 1992-93 _____ at Old Dominion, W 82-56

Oral Roberts

The Series: Iowa leads, 1-0
 Largest Margin of Victory: 20 points (2016-17)
 2016-17 _____ at Neutral, W 96-76

Oregon

The Series: Iowa leads, 1-0
 Largest Margin of Victory: 7 points (2000-01)
 2000-01 _____ at Neutral, W 89-82 (ot)

Oregon State

The Series: Iowa leads, 1-0
 Largest Margin of Victory: 45 points (1988-89)
 1988-89 _____ at Iowa, W 90-45

Pacific

The Series: Tied, 1-1
 Largest Margin of Victory: 20 points (1996-97)
 Largest Margin of Defeat: 11 points (1981-82)
 1981-82 _____ at Neutral, L 70-81
 1996-97 _____ at Neutral, W 80-60

Penn State

The Series: Penn State leads, 30-19
 Largest Margin of Victory: 25 points (2x, last 2014-15)
 Largest Margin of Defeat: 40 points (1984-85)
 Overtime Record: 1-2
 Last 10 Games: 3-7

1984-85 _____ at PSU, L 47-87
 1985-86 _____ at Iowa, W 65-63
 1986-87 _____ At Neutral, L 74-78 (ot)
 1990-91 _____ at PSU, L 62-82
 1991-92 _____ at Iowa, W 61-53
 1992-93 _____ at Iowa, W 84-59
 1992-93 _____ at PSU, L 64-70
 1993-94 _____ at PSU, L 61-63
 1993-94 _____ at Iowa, W 78-68
 1994-95 _____ at PSU, L 62-73
 1994-95 _____ at Big Ten, L 62-69
 1995-96 _____ at Iowa, W 81-69
 1996-97 _____ at Iowa, L 60-61
 1996-97 _____ at PSU, W 66-63
 1997-98 _____ at PSU, W 78-69
 1997-98 _____ at Iowa, W 73-49
 1998-99 _____ at Iowa, L 60-66
 1998-99 _____ at PSU, L 64-88
 1999-00 _____ at PSU, L 63-80
 1999-00 _____ at Iowa, L 64-78
 2000-01 _____ at Iowa, W 79-64
 2001-02 _____ at PSU, W 96-81
 2002-03 _____ at PSU, L 52-86
 2002-03 _____ at Iowa, W 80-75
 2003-04 _____ at PSU, L 64-92
 2003-04 _____ at Iowa, L 58-70
 2004-05 _____ at Iowa, L 71-77
 2004-05 _____ at Big Ten, L 66-68
 2005-06 _____ at PSU, L 61-72
 2006-07 _____ at PSU, L 71-78
 2006-07 _____ at Iowa, W 79-72
 2007-08 _____ at Iowa, W 67-58
 2007-08 _____ at PSU, W 73-65
 2008-09 _____ at Iowa, W 97-89 (3ot)
 2008-09 _____ at PSU, W 63-57
 2009-10 _____ at PSU, L 73-77 (ot)
 2009-10 _____ at Iowa, L 62-68
 2009-10 _____ at Big Ten, W 82-75
 2010-11 _____ at PSU, L 59-68
 2010-11 _____ at Iowa, L 75-82

2011-12 _____ at Penn State, L 52-68
 2012-13 _____ at Iowa, L 69-81
 2013-14 _____ at Iowa, L 71-87
 2013-14 _____ at Penn State, W 73-70
 2014-15 _____ at Iowa, W 77-52
 2015-16 _____ at Iowa, L 69-82
 2015-16 _____ at Penn State, L 68-81
 2016-17 _____ at Penn State, L 58-71
 2017-18 _____ at Iowa, W 80-76

Pepperdine

The Series: Iowa leads, 1-0
 Largest Margin of Victory: 29 points (2014-15)
 2014-15 _____ at Iowa, W 97-68

Pittsburgh

The Series: Iowa leads, 1-0
 Largest Margin of Victory: 11 points (1992-93)
 1992-93 _____ at Pittsburgh, W 70-59

Portland State

The Series: Iowa leads, 1-0
 Largest Margin of Victory: 6 points (1980-81)
 1980-81 _____ at Neutral, W 88-82

Princeton

The Series: Iowa leads, 1-0
 Largest Margin of Victory: 15 points (1998-99)
 1998-99 _____ at Iowa, W 59-44

Providence

The Series: Iowa leads, 1-0
 Largest Margin of Victory: 18 points (2008-09)
 2008-09 _____ at Iowa, W 64-46

Purdue

The Series: Purdue leads, 37-33
 Largest Margin of Victory: 38 points (1983-84)
 Largest Margin of Defeat: 29 points (2003-04)
 Overtime Record: 1-4
 Last 10 Games: 6-4

1975-76 _____ At Neutral, L 42-53
 1976-77 _____ at Purdue, L 63-67
 1977-78 _____ at Purdue, L 63-72
 1982-83 _____ at Iowa, W 76-70
 1982-83 _____ at Purdue, L 53-63
 1983-84 _____ at Purdue, W 49-39
 1983-84 _____ at Iowa, W 78-40
 1984-85 _____ at Purdue, W 68-54
 1984-85 _____ at Iowa, W 85-61
 1985-86 _____ at Iowa, W 79-52
 1985-86 _____ at Purdue, W 80-63
 1986-87 _____ at Iowa, W 68-54
 1986-87 _____ at Purdue, W 86-68
 1987-88 _____ at Purdue, W 67-57
 1987-88 _____ at Iowa, W 66-52
 1988-89 _____ at Purdue, L 56-67
 1988-89 _____ at Iowa, W 66-64
 1989-90 _____ at Iowa, L 63-66
 1989-90 _____ at Purdue, W 70-67 (ot)
 1990-91 _____ at Iowa, L 75-84 (ot)
 1990-91 _____ at Purdue, W 56-53



1991-92 _____ at Iowa, W 65-64
 1991-92 _____ at Purdue, L 64-72
 1992-93 _____ at Purdue, W 63-55
 1993-94 _____ at Iowa, W 62-48
 1994-95 _____ at Purdue, L 45-63
 1994-95 _____ at Iowa, L 55-62
 1995-96 _____ at Iowa, W 68-57
 1995-96 _____ at Purdue, L 42-62
 1995-96 _____ at Big Ten, L 68-76
 1996-97 _____ at Purdue, L 52-62
 1996-97 _____ at Iowa, L 48-53
 1997-98 _____ at Iowa, L 66-75 (ot)
 1997-98 _____ at Purdue, W 73-67
 1997-98 _____ at Big Ten, L 60-61
 1998-99 _____ at Iowa, L 69-71 (ot)
 1999-00 _____ at Purdue, L 59-73
 2000-01 _____ at Purdue, L 58-73
 2000-01 _____ at Iowa, W 96-87
 2000-01 _____ at Big Ten, W 75-70
 2001-02 _____ at Iowa, W 90-75
 2001-02 _____ at Purdue, L 68-82
 2002-03 _____ at Purdue, L 64-83
 2002-03 _____ at Iowa, L 68-78
 2002-03 _____ at Big Ten, L 57-84
 2003-04 _____ at Iowa, L 79-90
 2003-04 _____ at Purdue, L 55-84
 2004-05 _____ at Purdue, L 75-79
 2005-06 _____ at Iowa, W 77-71 (ot)
 2006-07 _____ at Iowa, L 58-68
 2006-07 _____ at Purdue, L 52-76
 2007-08 _____ at Iowa, W 69-53
 2007-08 _____ at Purdue, L 46-59
 2007-08 _____ at Big Ten, L, 73-80
 2008-09 _____ at Iowa, L 60-69
 2008-09 _____ at Purdue, L 49-60
 2009-10 _____ at Purdue, L 59-81
 2009-10 _____ at Iowa, W 70-50
 2010-11 _____ at Purdue, L 41-60
 2011-12 _____ at Purdue, L 55-57
 2011-12 _____ at Iowa, W 59-42
 2012-13 _____ at Iowa, W 62-46
 2012-13 _____ at Purdue, W 72-52
 2013-14 _____ at Purdue, L 73-74
 2013-14 _____ at Big Ten, W 87-80
 2014-15 _____ at Purdue, W 73-59
 2015-16 _____ at Purdue, L 73-90
 2015-16 _____ at Iowa, W 63-55
 2016-17 _____ at Purdue, L 52-72
 2017-18 _____ at Iowa, L 70-76

Quinnipiac

The Series: Iowa leads, 2-0
 Largest Margin of Victory: 16 points (2016-17)
 2006-07 _____ at Iowa, W 93-77
 2017-18 _____ at Iowa, W 83-67

Richmond

The Series: Iowa leads, 1-0
 Largest Margin of Victory: 12 points (1997-98)
 1997-98 _____ at Richmond, W 78-66

Rider

The Series: Iowa leads, 1-0
 Largest Margin of Victory: 47 points (2005-06)
 2005-06 _____ at Neutral, W 88-41

Robert Morris

The Series: Iowa leads, 3-0
 Largest Margin of Victory: 21 points (2016-17)
 2012-13 _____ at Iowa, W 58-44
 2014-15 _____ at Iowa, W 85-67
 2015-16 _____ at Iowa, W 69-50
 2016-17 _____ at Iowa, W 81-60

Rutgers

The Series: Iowa leads, 5-2
 Largest Margin of Victory: 14 points (2016-17)
 Largest Margin of Defeat: 17 points (2006-07)
 Overtime Record: 1-0
 2005-06 _____ at Iowa, L 51-57
 2006-07 _____ at Rutgers, L 53-70
 2009-10 _____ at Neutral, W 70-63
 2014-15 _____ at Rutgers, W 79-72
 2015-16 _____ at Iowa, W 69-65
 2016-17 _____ at Rutgers, W 71-59
 2016-17 _____ at Iowa, W 71-57
 2017-18 _____ at Rutgers, W 77-67 (ot)

Saint Joseph's

The Series: Iowa leads, 3-1
 Largest Margin of Victory: 19 points (1989-90)
 Largest Margin of Defeat: 1 point (1984-85)
 1984-85 _____ at Iowa, L 60-61
 1989-90 _____ at Neutral, W 76-57
 1995-96 _____ at Neutral, W 66-49
 2003-04 _____ at Neutral, W 62-58

Saint Louis

The Series: Iowa leads, 1-0
 Largest Margin of Victory: 29 points (2002-03)
 2002-03 _____ at Iowa, W 93-64

Samford

The Series: Iowa leads, 2-0
 Largest Margin of Victory: 21 points (2017-18)
 2006-07 _____ at Iowa, W 66-60
 2017-18 _____ at Iowa W 80-59

San Diego

The Series: Iowa leads, 1-0
 Largest Margin of Victory: 10 points (2012-13)
 2012-13 _____ at San Diego, W 83-73

San Jose State

The Series: Iowa leads, 1-0
 Largest Margin of Victory: 22 points (1984-85)
 1984-85 _____ at San Jose State, W 67-45

Simpson College

The Series: Simpson leads, 2-1
 Largest Margin of Victory: 26 points (1978-79)
 Largest Margin of Defeat: 9 points (1976-77)
 1976-77 _____ at Iowa, L 60-69

1977-78 _____ at Simpson, L 78-84
 1978-79 _____ at Iowa, W 101-75

South Alabama

The Series: Iowa leads, 1-0
 Largest Margin of Victory: 21 points (2002-03)
 2002-03 _____ at Neutral, W 83-62

South Carolina

The Series: South Carolina leads, 1-0
 Largest Margin of Defeat: 6 points (1989-90)
 1989-90 _____ at South Carolina, L 76-82

South Dakota

The Series: Tied, 2-2
 Largest Margin of Victory: 22 points (1979-80)
 Largest Margin of Defeat: 10 points (1980-81)
 1979-80 _____ at South Dakota, W 70-48
 1980-81 _____ at Iowa, L 72-75
 1980-81 _____ at South Dakota, L 68-78
 2016-17 _____ at Iowa (WNIT), W 78-73

South Dakota State

The Series: Iowa leads, 3-1
 Largest Margin of Victory: 13 points (2009-10)
 Largest Margin of Defeat: 2 points (2016-17)
 1977-78 _____ At Neutral, W 73-63
 2009-10 _____ at Iowa, W 82-69
 2010-11 _____ at South Dakota State, W 65-54
 2016-17 _____ at Iowa, L 64-66

South Florida

The Series: South Florida leads, 1-0
 Largest Margin of Defeat: 3 points (2008-09)
 2008-09 _____ at Neutral, L 79-82

Southern

The Series: Iowa leads, 1-0
 Largest Margin of Victory: 24 points (2010-11)
 2010-11 _____ at Neutral, W, 76-52

Southern California

The Series: Iowa leads, 4-1
 Largest Margin of Victory: 13 points (2013-14)
 Largest Margin of Defeat: 20 points (1984-85)
 1984-85 _____ at Neutral, L 57-77
 1987-88 _____ at Neutral, W 79-67
 1993-94 _____ at Southern California, W 50-49
 1994-95 _____ at Iowa, W 65-55
 2013-14 _____ at Neutral, W 78-65

Southern Illinois

The Series: Iowa leads, 1-0
 Largest Margin of Victory: 16 points (2004-05)
 2004-05 _____ at Iowa, W 66-50

St. Ambrose

The Series: Iowa leads, 3-0
 Largest Margin of Victory: 41 points (1976-77)
 1975-76 _____ at Iowa, W 52-27
 1976-77 _____ at St. Ambrose, W 88-47
 1978-79 _____ at Iowa, W 82-59



St. John's

The Series: Iowa leads, 1-0
 Largest Margin of Victory: 8 points (2011-12)
 2011-12 _____ at Neutral, W 60-52

St. Mary's (CA)

The Series: Iowa leads, 1-0
 Largest Margin of Victory: 24 points (1994-95)
 1994-95 _____ at Neutral, W 73-48

Stanford

The Series: Stanford leads, 2-0
 Largest Margin of Defeat: 29 points (2009-10)
 1988-89 _____ at Neutral, L 74-98
 2009-10 _____ at Stanford, 67-96

Stephen F. Austin

The Series: Iowa leads, 2-1
 Largest Margin of Victory: 18 points (1987-88)
 Overtime Record: 0-1
 1987-88 _____ at Iowa, W 83-65
 1994-95 _____ at SFA, L 70-79 (ot)
 1995-96 _____ at Iowa, W 64-58

Stony Brook

The Series: Iowa leads, 1-0
 Largest Margin of Victory: 38 points (2013-14)
 2013-14 _____ at Iowa, W 78-40

SW Louisiana

The Series: Iowa leads, 1-0
 Largest Margin of Victory: 23 points (1984-85)
 1984-85 _____ at Neutral, W 62-39

Syracuse

The Series: Iowa leads, 3-0
 Largest Margin of Victory: 6 points (2x, last 2013-14)
 1998-99 _____ at Syracuse, W 70-64
 1999-00 _____ at Iowa, W 76-73
 2013-14 _____ at Iowa, W 97-91

Tennessee

The Series: Tennessee leads, 2-1
 Largest Margin of Victory: 16 points (1992-93)
 Largest Margin of Defeat: 18 points (1986-87)
 1985-86 _____ at Tennessee, L 68-73
 1986-87 _____ at Iowa, L 56-74
 1992-93 _____ at Iowa, W 72-56

Tennessee Tech

The Series: Iowa leads, 1-0
 Largest Margin of Victory: 2 points (1988-89)
 1988-89 _____ at Iowa, W 77-75

Texas

The Series: Tied, 2-2
 Largest Margin of Victory: 23 points (2012-13)
 Largest Margin of Defeat: 26 points (1979-80)
 1979-80 _____ at Texas, L 49-75
 1980-81 _____ at Iowa, L 62-82
 1987-88 _____ at Neutral, W 75-65
 2012-13 _____ at Neutral, W 86-63

Texas A&M

The Series: Texas A&M leads, 1-0
 Largest Margin of Defeat: 16 points (2011-12)
 2011-12 _____ at Neutral, L 58-74

Texas State

The Series: Iowa leads, 1-0
 Largest Margin of Victory: 42 points (2008-09)
 2008-09 _____ at Iowa, W 87-45

Texas Tech

The Series: Iowa leads, 1-0
 Largest Margin of Victory: 8 points (2008-09)
 2008-09 _____ at Neutral, W 56-48

Texas Women's College

The Series: Iowa leads, 1-0
 Largest Margin of Victory: 8 points (1979-80)
 1979-80 _____ at TWC, W 58-50

Texas-Pan American

The Series: Iowa leads, 1-0
 Largest Margin of Victory: 48 points (2001-02)
 2001-02 _____ at Iowa, W 86-38

UC Santa Barbara

The Series: Tied, 1-1
 Largest Margin of Victory: 11 points (1995-96)
 Largest Margin of Defeat: 13 points (1994-95)
 1994-95 _____ at UC Santa Barbara, L 48-61
 1995-96 _____ at Iowa, W 68-57

UC Riverside

The Series: Iowa leads, 1-0
 Largest Margin of Victory: 14 points (2013-14)
 2013-14 _____ at Iowa, W 70-56

UCLA

The Series: Iowa leads, 2-0
 Largest Margin of Victory: 14 points (1990-91)
 1990-91 _____ at Iowa, W 81-52
 2016-17 _____ at Neutral, W 90-75

UNC Wilmington

The Series: Iowa leads, 1-0
 Largest Margin of Victory: 37 points (2013-14)
 2013-14 _____ at Neutral, W 102-65

UNLV

The Series: UNLV leads, 1-0
 Largest Margin of Defeat: 10 points (2011-12)
 2011-12 _____ at Iowa, L 59-69

Upper Iowa

The Series: Iowa leads, 2-0
 Largest Margin of Victory: 38 points (1976-77)
 1975-76 _____ at Iowa, W 70-40
 1976-77 _____ at UIU, W 78-40

USC Upstate

The Series: Iowa leads, 1-0
 Largest Margin of Victory: 51 points (2014-15)
 2014-15 _____ at Iowa, W 107-56

Utah

The Series: Utah leads, 4-1
 Largest Margin of Victory: 6 points (2000-01)
 Largest Margin of Defeat: 24 points (2000-01)
 1979-80 _____ at Utah, L 73-77
 1980-81 _____ at Iowa, W 89-83
 1999-00 _____ at Utah, L 61-70
 2000-01 _____ at Iowa, L 42-66
 2000-01 _____ at Utah, L 69-78

UT Martin

The Series: Iowa leads, 1-0
 Largest Margin of Victory: 6 points (2015-16)
 2015-16 _____ at Iowa, W 62-56

UW-Platteville

The Series: Iowa leads, 2-0
 Largest Margin of Victory: 34 points (1975-76)
 1975-76 _____ at UW-Platteville, W 91-57
 1976-77 _____ at Iowa, W 76-53

UW-Green Bay

The Series: Tied, 1-1
 Largest Margin of Victory: 24 points (2005-06)
 Largest Margin of Defeat: 24 points (2006-07)
 2005-06 _____ at Iowa, W 81-57
 2006-07 _____ at UW-Green Bay, L 43-67

UW-Milwaukee

The Series: Iowa leads, 2-0
 Largest Margin of Victory: 40 points (2005-06)
 2004-05 _____ at UW-Milwaukee, W 59-51
 2005-06 _____ at Iowa, W 82-42

Vanderbilt

The Series: Vanderbilt leads, 4-0
 Largest Margin of Defeat: 30 points (1991-92)
 1989-90 _____ at Iowa, L 56-61
 1991-92 _____ at Iowa, L 65-95
 1995-96 _____ at Neutral, L 63-74
 1997-98 _____ at Neutral, L 54-60

Vermont

The Series: Iowa leads, 1-0
 Largest Margin of Victory: 22 points (2005-06)
 2005-06 _____ at Iowa, W 79-57

Virginia

The Series: Iowa leads, 3-0
 Largest Margin of Victory: 16 points (1987-88)
 1987-88 _____ at Neutral, W 75-59
 2001-02 _____ at Neutral, W 69-62
 2015-16 _____ at UVA, W 85-73



Virginia Tech

The Series: Iowa leads, 2-1
Largest Margin of Victory: 29 points (2010-11)
Largest Margin of Defeat: 13 points (2003-04)
2003-04 _____ at VT, L 76-89
2010-11 _____ at Neutral, W 72-43
2011-12 _____ at Iowa, W 58-47

Wake Forest

The Series: Iowa leads, 1-0
Largest Margin of Victory: 16 points (1988-89)
1988-89 _____ at Iowa, W 78-62

Wartburg

The Series: Wartburg leads, 1-0
Largest Margin of Defeat: 8 points (1974-75)
1974-75 _____ at Iowa, L 52-60

Washington

The Series: Washington leads, 4-2
Largest Margin of Victory: 19 points (1991-92)
Largest Margin of Defeat: 17 points (1990-91)
1988-89 _____ at Neutral, W 53-51
1990-91 _____ at UW, L 53-70
1990-91 _____ at UW, L 61-71
1991-92 _____ at Iowa, W 58-39
1997-98 _____ at Iowa, L 62-63
1998-99 _____ at UW, L 76-84

Washington State

The Series: Tied, 1-1
Largest Margin of Victory: 18 points (1979-80)
Largest Margin of Defeat: 8 points (2016-17)
1979-80 _____ at Iowa, W 69-51
2016-17 _____ at Iowa, L 66-74

Weber State

The Series: Iowa leads, 2-0
Largest Margin of Victory: 20 points (1999-00)
1998-99 _____ at Iowa, W 77-57
1999-00 _____ at Weber State, W 73-55

West Virginia

The Series: Iowa leads, 3-1
Largest Margin of Victory: 30 points (1992-93)
Largest Margin of Defeat: 3 points (2009-10)
1992-93 _____ at Iowa, W 74-44
1993-94 _____ at WVU, W 69-57
2009-10 _____ at Neutral, L 66-69
2012-13 _____ at Neutral, W 79-70

Western Illinois

The Series: Iowa leads, 8-2
Largest Margin of Victory: 53 points (2011-12)
Largest Margin of Defeat: 12 points (1974-75)
Overtime Record: 1-0
Last 10 Games: 8-2
1974-75 _____ at WIU, L 50-62
1978-79 _____ at Neutral, W 75-66
1979-80 _____ at Iowa, W 86-55
1980-81 _____ at WIU, L 81-83
1981-82 _____ at Iowa, W 72-68

2000-01 _____ at Iowa, W 99-54
2004-05 _____ at Iowa, W 76-69
2007-08 _____ at Iowa, W 70-49
2011-12 _____ at Iowa, W 98-45
2015-16 _____ at Iowa, W 96-81 (OT)

Western Kentucky

The Series: Iowa leads, 4-3
Largest Margin of Victory: 20 points (1986-87)
Largest Margin of Defeat: 36 points (1994-95)
Last Road Win: 1996-97
Last Home Win: 2017-18
1985-86 _____ at WKU, L 67-77
1986-87 _____ at Iowa, W 67-47
1994-95 _____ at WKU, L 43-79
1995-96 _____ at Iowa, W 68-54
1996-97 _____ at WKU, W 61-48
1998-99 _____ at Iowa, L 65-68
2017-18 _____ at Iowa, W 104-97

Western Michigan

The Series: Iowa leads, 1-0
Largest Margin of Victory: 23 points (2017-18)
2017-18 _____ at Iowa, 79-56

Wichita State

The Series: Wichita State leads 1-0
Largest Margin of Defeat: 11 points (1980-81)
1980-81 _____ at Neutral, L 76-87

William Penn

The Series: William Penn leads 11-0
Largest Margin of Defeat: 58 points (1974-75)
1974-75 _____ at Iowa, L 29-74
1974-75 _____ at Iowa, L 22-73
1974-75 _____ at William Penn, L 33-91
1975-76 _____ at William Penn, L 39-96
1976-77 _____ at Iowa, L 45-76
1977-78 _____ at Iowa, L 53-70
1977-78 _____ at William Penn, L 57-82
1978-79 _____ at William Penn, L 72-81
1979-80 _____ at Iowa, L 68-69
1980-81 _____ at William Penn, L 64-80
1981-82 _____ at William Penn, L 68-85

William Woods

The Series: William Woods leads 1-0
Largest Margin of Defeat: 6 points (1978-79)
1978-79 _____ at Iowa, L 58-64

Wisconsin

The Series: Iowa leads, 49-20
Largest Margin of Victory: 48 points (1987-88)
Largest Margin of Defeat: 24 points (1982-83)
Overtime Record: 5-0
Last 10 Games: 10-0
1974-75 _____ at Iowa, L 49-65
1978-79 _____ at Iowa, W 75-68
1979-80 _____ at Iowa, W 68-51
1980-81 _____ at Wisconsin, L 69-73
1980-81 _____ At Neutral, L 67-88
1981-82 _____ Iowa, L 64-78

1981-82 _____ at Iowa, L 64-78
1982-83 _____ at Iowa, L 47-68
1982-83 _____ at Wisconsin, L 44-68
1983-84 _____ at Wisconsin, L 49-50
1983-84 _____ at Iowa, W 46-37
1984-85 _____ at Wisconsin, L 54-65
1984-85 _____ at Iowa, W 64-52
1985-86 _____ at Iowa, W 68-32
1985-86 _____ at Wisconsin, W 64-47
1986-87 _____ at Wisconsin, W 83-44
1986-87 _____ at Iowa, W 78-56
1987-88 _____ at Wisconsin, W 79-59
1987-88 _____ at Iowa, W 98-50
1988-89 _____ at Wisconsin, W 67-57
1988-89 _____ at Iowa, W 78-52
1989-90 _____ at Iowa, W 84-52
1989-90 _____ at Wisconsin, W 79-60
1990-91 _____ at Wisconsin, L 67-78
1990-91 _____ at Iowa, W 85-76 (ot)
1991-92 _____ at Wisconsin, L 58-74
1991-92 _____ at Iowa, W 63-36
1992-93 _____ at Iowa, W 65-39
1993-94 _____ at Wisconsin, W 74-67
1994-95 _____ at Wisconsin, L 62-72
1994-95 _____ at Iowa, L 55-62
1995-96 _____ at Iowa, W 68-48
1995-96 _____ at Wisconsin, W 67-63
1996-97 _____ at Iowa, L 63-69
1996-97 _____ at Wisconsin, L 56-59
1997-98 _____ at Wisconsin, W 66-63
1997-98 _____ at Iowa, W 87-76
1998-99 _____ at Wisconsin, L 72-79
1999-00 _____ at Iowa, W 66-62
2000-01 _____ at Wisconsin, L 91-94
2000-01 _____ at Iowa, W 74-68
2001-02 _____ at Iowa, L 61-68
2001-02 _____ at Wisconsin, W 76-64
2002-03 _____ at Iowa, W 77-60
2002-03 _____ at Wisconsin, W 76-59
2003-04 _____ at Iowa, W 66-46
2003-04 _____ at Wisconsin, W 87-82 (ot)
2004-05 _____ at Iowa, L 78-88
2005-06 _____ at Wisconsin, W 68-59
2006-07 _____ at Wisconsin, L 73-84
2006-07 _____ at Iowa, W 103-93
2007-08 _____ at Iowa, W 78-74 (ot)
2007-08 _____ at Wisconsin, W 87-78
2008-09 _____ at Wisconsin, W 73-63
2008-09 _____ at Iowa, W 72-65
2009-10 _____ at Iowa, W 61-51
2009-10 _____ at Wisconsin, W 68-60 (ot)
2010-11 _____ at Iowa, W 59-44
2011-12 _____ at Iowa, W 69-57
2011-12 _____ at Wisconsin, W 85-79 (ot)
2012-13 _____ at Wisconsin, W 65-56
2012-13 _____ at Iowa, W 71-60
2013-14 _____ at Wisconsin, W 82-65
2014-15 _____ at Wisconsin, W 87-75
2014-15 _____ at Iowa, W 78-74
2015-16 _____ at Wisconsin, W 57-54
2016-17 _____ at Wisconsin, W 71-60
2017-18 _____ at Wisconsin, W 56-46
2017-18 _____ at Iowa, W 88-61



Wright State

The Series: Iowa leads, 2-0

Largest Margin of Victory: 46 points (1991-92)

1991-92 _____ at Neutral, W 87-41

2015-16 _____ at Neutral, W 83-77

Wyoming

The Series: Tied, 2-2

Largest Margin of Victory: 43 points (1988-89)

Largest Margin of Defeat: 16 points (1982-83)

1979-80 _____ at Neutral, W 68-65

1982-83 _____ at Neutral, L 63-79

1988-89 _____ at Neutral, W 83-40

2007-08 _____ at Iowa, L 50-54



IOWA RECORDS AT
CARVER-HAWKEYE ARENA

| | |
|--------------------------|-------|
| Alabama | 0-1 |
| Albany | 1-0 |
| American | 1-0 |
| Arkansas-Pine Bluff | 2-0 |
| Auburn | 1-1 |
| Ball State | 0-1 |
| Boston College | 0-1 |
| Boston University | 2-0 |
| Bradley | 5-0 |
| Butler | 2-0 |
| CS-Northridge | 1-0 |
| Central Michigan | 1-0 |
| Charlotte | 2-0 |
| Colorado | 3-0 |
| Connecticut | 1-1 |
| Creighton | 4-3 |
| Dartmouth | 1-0 |
| Dayton | 2-0 |
| Denver | 1-0 |
| DePaul | 2-0 |
| Detroit | 1-0 |
| Drake | 12-4 |
| Florida International | 1-0 |
| Florida State | 0-1 |
| Georgia | 1-1 |
| Georgia Tech | 0-2 |
| Hampton | 1-0 |
| Harvard | 1-0 |
| Howard | 1-0 |
| Houston | 0-1 |
| Idaho State | 1-0 |
| Illinois | 27-3 |
| Illinois State | 4-0 |
| Indiana | 29-2 |
| Indiana State | 1-0 |
| Iowa State | 12-4 |
| IUPUI | 1-0 |
| James Madison | 1-0 |
| Kansas | 0-2 |
| Kansas State | 1-1 |
| Kent State | 2-0 |
| Lewis University | 1-0 |
| LSU | 2-0 |
| Louisiana Tech | 2-1 |
| Marquette | 3-0 |
| Maryland | 0-2 |
| Massachusetts | 2-0 |
| Memphis | 1-0 |
| Miami (Florida) | 4-0 |
| Miami (Ohio) | 1-0 |
| Michigan | 25-7 |
| Michigan State | 18-10 |
| Middle Tennessee State | 1-0 |
| Minnesota | 26-5 |
| Minnesota State-Moorhead | 1-0 |
| Mississippi Valley State | 1-0 |
| Missouri | 4-0 |
| Missouri State | 4-1 |

| | |
|--------------------|-------|
| Mount St. Mary's | 1-0 |
| Nebraska | 5-4 |
| Nevada | 1-0 |
| New Orleans | 1-0 |
| North Carolina | 0-1 |
| North Dakota | 2-0 |
| Northern Illinois | 4-0 |
| Northern Iowa | 9-1 |
| Northeastern | 1-0 |
| Northwestern | 25-4 |
| Notre Dame | 0-2 |
| Ohio | 1-0 |
| Ohio State | 21-9 |
| Oral Roberts | 1-0 |
| Oregon State | 1-0 |
| Penn State | 12-10 |
| Pepperdine | 1-0 |
| Princeton | 1-0 |
| Providence | 1-0 |
| Purdue | 19-11 |
| Quinnipiac | 2-0 |
| Robert Morris | 4-0 |
| Rutgers | 2-1 |
| Saint Louis | 1-0 |
| Samford | 2-0 |
| Santa Clara | 1-0 |
| South Dakota | 1-0 |
| South Dakota State | 1-1 |
| Southern Illinois | 1-0 |
| Stephen F. Austin | 2-0 |
| Stony Brook | 1-0 |
| Syracuse | 2-0 |
| Tennessee | 1-1 |
| Tennessee Tech | 1-0 |
| Tex.-Pan American | 1-0 |
| Texas State | 1-0 |
| UCLA | 1-0 |
| UNLV | 0-1 |
| USC | 1-0 |
| USC Upstate | 1-0 |
| UC-Riverside | 1-0 |
| UC-Santa Barbara | 1-0 |
| Utah | 0-1 |
| UT Martin | 1-0 |
| Vanderbilt | 1-1 |
| Vermont | 1-0 |
| Virginia Tech | 1-0 |
| Wake Forest | 1-0 |
| Washington | 1-1 |
| Washington State | 0-1 |
| Weber State | 1-0 |
| Western Illinois | 5-0 |
| W. Kentucky | 2-1 |
| West Virginia | 1-0 |
| Western Kentucky | 1-0 |
| Western Michigan | 1-0 |
| William & Mary | 1-0 |
| Wisconsin | 26-5 |

| | |
|----------------|-----------------------|
| Wis.-Green Bay | 1-0 |
| Wis.-Milwaukee | 1-0 |
| Wyoming | 0-1 |
| TOTAL | 407-112 (.784) |



TEAM RECORDS

Field Goals Made

44 (44-79) - PENN STATE vs. Howard, 11-26-89

Field Goals Att.

93 (33-93) - NIU vs. Washington, 11-30-91

Field Goal Pct.

.642 (34-53) - IOWA vs. Ohio State, 2-28-86

Free Throws Made

51 (51-69) - WASHINGTON vs. Northern Ill., 11-30-91

Free Throws Att.

69 (51-69) - WASHINGTON vs. Northern Ill., 11-30-91

Free Throw Pct.

- 1.000 (7-7) - NORTHWESTERN vs. Iowa, 3-7-87
- 1.000 (10-10) - IOWA vs. UNLV, 11-13-11
- 1.000 (9-9) - IOWA vs. Wisconsin, 2-16-11
- 1.000 (16-16) - IOWA vs. Wisconsin, 1-19-12
- 1.000 (7-7) - INDIANA vs. Iowa, 2-21-16
- 1.000 (11-11) - MINN. STATE-MOORHEAD vs. Iowa, 11-5-17
- 1.000 (15-15) - IOWA vs. Northern Illinois, 11-15-17

3-Pointers Made

17 (17-34) - IOWA vs. Idaho State, 12-7-13

3-Pointers Att.

39 (8-39) - DRAKE vs. Iowa, 12-21-17

3-Point Pct. (Min. of 8 att.)

.875 (7-8) - IOWA vs. Penn State, 2-18-07

Points

- 107 - IOWA vs. USC Upstate, 11-14-14
- 107 - PENN STATE vs. Howard, 11-26-89

Rebounds

70 - WASHINGTON vs. Northern Illinois, 11-30-91

INDIVIDUAL RECORDS

Field Goals Made

- 17 (17-27), Amy Herrig (IOWA) vs. N'Western, 2-14-99
- 17 (17-23) Megan Gustafson (IOWA) vs. Purdue, 1-13-17

Field Goals Att.

- 30 (13-30), Tyra Grant (PSU) vs. Iowa, 2-1-09
- 30 (13-30), Heather Butler (UTM) vs. Notre Dame, 3-24-13

Field Goal Pct. (Min. of 8 attempts)

- 1.000 (9-9), Jamie Cavey (IOWA) vs. M'Quette, 3-23-03
- 1.000 (8-8), Andrea Harmon (IOWA) vs. N'Western, 1-16-94

Free Throws Made

23 (23-27), Shaunda Greene (WA) vs. NIU, 11-30-91

Free Throws Att.

27 (23-27), Shaunda Greene (WA) vs. NIU, 11-30-91

Free Throw Pct. (Min. of 10 attempts)

- 1.000 (13-13), Jolene Anderson (WISC) vs. Iowa, 1-13-08
- 1.000 (12-12), Lindsey Meder (IOWA) vs. IU, 2-4-01
- 1.000 (11-11), Cara Consuegra (IOWA) vs. MSU, 1-20-00
- 1.000 (10-10), Kachine Alexander (IOWA) vs. PSU, 2-1-09
- 1.000 (11-11), Jaime Printy (IOWA) vs. MTSU, 11-4-12
- 1.000 (10-10), Bridget Carleton (ISU) vs. Iowa, 12-7-16
- 1.000 (11-11) Megan Gustafson (IOWA) vs. Michigan, 12-31-17

3-Pointers Made

10, Maxaan Reese (MSU) vs. Iowa, 1-29-99

3-Pointers Att.

17, Imani Wright (FLORIDA STATE) vs. Iowa, 1-29-17

3-Point Pct. (Min. of 5 attempts)

- 1.000 (5-5), Jess Walter (Indiana) vs Iowa, 2-15-15
- 1.000 (5-5), Jennifer Lingor (SMS) vs. Iowa, 11-27-01
- 1.000 (5-5), Stacy Frese (IOWA) vs. Minn., 1-28-96

Rebounds

26, by Jerica Watson (IOWA), vs. Creighton, 12-15-01

Points

- 42, by Amy Herrig (IOWA), vs. Northwestern, 2-14-99
- 42 by Jolene Anderson (WISC) vs. Iowa (OT), 1-13-08

Assists

14, Samantha Logic (IOWA) vs. Dayton, 11-10-13

Steals

- 9, Lynn Kennedy (IOWA) vs. Indiana, 1-29-84
- 9, Laurie Aaron (IOWA) vs. UNC Charlotte, 12-12-92

Blocks

9, by Bethany Doolittle (IOWA) vs. Minnesota, 3-1-15

Minutes

54, by Brianne O'Rourke (PSU) vs. Iowa, 2-1-09



POINTS

Game _____ 48, Megan Gustafson vs. Minnesota, 3-2-18
 CHA (game) _____ 42, Amy Herrig vs. Northwestern, 2-14-99
 Big Ten (game) _____ 48, Megan Gustafson vs. Minnesota, 3-2-18
 Season _____ 823, Megan Gustafson, 2017-18
 Career _____ 2,102, Ally Disterhoft, 2013-17

REBOUNDS

Game _____ 26, Jerica Watson vs. Creighton, 12-15-01
 CHA (game) _____ 26, Jerica Watson vs. Creighton, 12-15-01
 Big Ten (game) _____ 25, Amy Herrig vs. Purdue, 1-10-99
 Season _____ 411, Megan Gustafson, 2017-18
 Career _____ 1067, Cindy Haugejorde, 1976-80

ASSISTS

Game _____ 14, Samantha Logic vs. Texas, 12-28-12
 _____ 14, Samantha Logic vs. Dayton, 11-10-13
 _____ 14, Samantha Logic at Illinois, 1-8-15
 _____ 14, Samantha Logic vs. Baylor, 3-27-15
 CHA (game) _____ 14, Samantha Logic vs. Dayton, 11-10-13
 Big Ten (game) _____ 14, Samantha Logic at Illinois, 1-8-15
 Season _____ 276, Samantha Logic, 2014-15
 Career _____ 898, Samantha Logic, 201-15

BLOCKS

Game _____ 9, Bethany Doolittle vs. Minnesota, 3-1-15
 CHA (game) _____ 9, Bethany Doolittle vs. Minnesota, 3-1-15
 Big Ten (game) _____ 9, Bethany Doolittle vs. Minnesota, 3-1-15
 Season _____ 106, Bethany Doolittle, 2013-14
 Career _____ 293, Morgan Johnson, 2009-13

STEALS

Game _____ 9, Lisa Anderson vs. Bradley, 11-19-82
 _____ 9, Lynn Kennedy vs. Indiana, 1-29-84
 _____ 9, Franthea Price vs. Purdue, 2-11-90
 _____ 9, Laurie Aaron vs. UNC-Charlotte, 12-12-92
 CHA (game) _____ 9, Lynn Kennedy vs. Indiana, 1-29-84
 _____ 9, Laurie Aaron vs. UNC-Charlotte, 12-12-92
 Big Ten (game) _____ 9, Lynn Kennedy vs. Indiana, 1-29-84
 _____ 9, Franthea Price vs. Purdue, 2-11-90
 Season _____ 122, Laurie Aaron, 1992-93
 Career _____ 321, Franthea Price, 1986-90

FIELD GOALS MADE

Game _____ 19 (19-26), Megan Gustafson vs. Minnesota, 3-2-18
 CHA (game) _____ 17 (17-27), Amy Herrig vs. Northwestern, 2-14-99
 _____ 17 (17-23), Megan Gustafson vs. Purdue, 1-13-17
 Big Ten (game) _____ 19 (19-26), Megan Gustafson vs. Minnesota, 3-2-18
 Season _____ 320 (320-477), Megan Gustafson, 2017-18
 Career _____ 867 (867-1784), Cindy Haugejorde, 1979-80

FIELD GOALS ATTEMPTED

Game _____ 35 (14-35), Cindy Haugejorde vs. Iowa State, 12-2-80
 CHA (game) _____ 29 (12-29), Franthea Price vs. Howard, 11-25-89
 Big Ten (game) _____ 27 (17-27), Amy Herrig vs. Northwestern, 2-14-99
 _____ 27 (16-27), Lisa Becker vs. Northwestern, 3-2-84
 _____ 27 (13-27), Franthea Price vs. Northwestern, 2-4-90
 Season _____ 570 (283-570), Cindy Haugejorde, 1979-80
 Career _____ 1784 (867-1784), Cindy Haugejorde, 1976-80

FIELD GOAL PERCENTAGE

Game _____ 1.000 (9-9), Jamie Cavey vs. Marquette, 3-23-03
 _____ 1.000 (9-9), Crystal Smith vs. Rider, 11-26-05
 CHA (game) _____ 1.000 (8-8), Alexa Kastanek at Northern Iowa, 11-22-15
 _____ 1.000 (9-9), Jamie Cavey vs. Marquette, 3-23-03
 Big Ten (game) _____ 1.000 (8-8), Andrea Harmon vs. Northwestern, 1-16-94
 Season _____ .671 (320-477), Megan Gustafson, 2017-18
 Career _____ .636 (724-1139), Megan Gustafson, 2015-18

INDIVIDUAL RECORDS



FREE THROWS MADE

| | |
|----------------|--|
| Game | 17 (17-20), Kachine Alexander vs. Illinois, 2-14-10 |
| CHA (game) | 17 (17-17), Jaime Printy vs. West Virginia, 11-25-12 |
| Big Ten (game) | 17 (17-20), Kachine Alexander vs. Illinois, 2-14-10 |
| Season | 183 (183-227), Megan Gustafson, 2017-18 |
| Career | 522 (522-709), Ally Disterhoft, 2013-17 |

FREE THROWS ATTEMPTED

| | |
|----------------|---|
| Game | 20 (17-20), Kachine Alexander vs. Illinois, 2-14-10 |
| CHA (game) | 20 (17-20), Kachine Alexander vs. Illinois, 2-14-10 |
| Big Ten (game) | 20 (17-20), Kachine Alexander vs. Illinois, 2-14-10 |
| Season | 227 (183-227), Megan Gustafson, 2017-18 |
| Career | 709 (522-709), Ally Disterhoft, 2013-17 |

3-POINTERS MADE

| | |
|----------------|---|
| Game | 10, Melissa Dixon at Drake, 12-21-14 |
| CHA (game) | 8, Melissa Dixon vs. Minnesota, 3-1-15 |
| Big Ten (game) | 9, Melissa Dixon at Northwestern, 1-29-15 |
| Season | 124, Melissa Dixon, 2014-15 |
| Career | 334, Melissa Dixon, 2012-15 |

3-POINTERS ATTEMPTED

| | |
|----------------|---|
| Game | 17, Melissa Dixon at Minnesota, 2-17-15 |
| CHA (game) | 15 Jaime Printy vs. Michigan, 1-2-11 |
| Big Ten (game) | 15, Melissa Dixon vs. Michigan, 2-26-12 |
| Season | 17, Melissa Dixon at Minnesota, 2-17-15 |
| Career | 278, Melissa Dixon, 2013-14 |
| | 847, Melissa Dixon, 2012-15 |

3-POINT FIELD GOAL PERCENTAGE

| | |
|------------------------|---|
| Game (Min. 5 attempts) | .900 (9-10), Melissa Dixon at Northwestern, 1-29-15 |
| Season | .495 (45-91), Kristi Smith, 2006-07 |
| Career | .407 (185-454), Kristi Smith, 2005-09 |

FREE THROW PERCENTAGE

| | |
|-------------------------|---|
| Game (Min. 10 attempts) | 1.000 (12-12), Lindsey Meder vs. Indiana, 2-4-01 |
| | 1.000 (11-11), Tia Jackson vs. SW Missouri St., 12-5-93 |
| | 1.000 (11-11), Cara Consuegra vs. Michigan St., 1-20-00 |
| | 1.000 (10-10), Kachine Alexander vs. Arkansas State, 11-13-10 |
| | 1.000 (10-10), Jaime Printy at Indiana, 2-27-11 |
| | 1.000 (11-11), Crystal Smith vs. Illinois, 1-1-06 |
| | 1.000 (17-17), Jaime Printy vs. West Virginia, 11-25-12 |
| | 1.000 (11-11), Jaime Printy vs. Middle Tennessee, 11-14-12 |
| | 1.000 (11-11), Morgan Johnson at Wisconsin, 1-10-13 |
| | 1.000 (12-12), Ally Disterhoft at Ohio State, 1-19-14 |
| | 1.000 (11-11), Megan Gustafson at Wisconsin, 12-28-17 |
| | 1.000 (11-11), Megan Gustafson vs. Michigan, 12-31-17 |
| CHA (game) | 1.000 (10-10), Megan Gustafson at Illinois, 1-7-18 |
| | 1.000 (12-12), Lindsey Meder vs. Indiana, 2-4-01 |
| | 1.000 (11-11), Cara Consuegra vs. Michigan St., 1-20-00 |
| | 1.000 (11-11), Tia Jackson vs. SW Missouri St., 12-5-93 |
| | 1.000 (10-10), Kachine Alexander vs. Penn State, 2-1-09 |
| | 1.000 (11-11), Megan Gustafson vs. Michigan, 12-31-17 |
| Big Ten (game) | 1.000 (12-12), Lindsey Meder vs. Indiana, 2-4-01 |
| | 1.000 (11-11), Cara Consuegra vs. Michigan St., 1-20-00 |
| | 1.000 (11-11), Crystal Smith vs. Illinois, 1-1-06 |
| | 1.000 (10-10), Kachine Alexander vs. Penn State, 2-1-09 |
| | 1.000 (10-10), Jaime Printy at Indiana, 2-27-11 |
| | 1.000 (12-12), Ally Disterhoft at Ohio State, 1-19-14 |
| | 1.000 (11-11), Megan Gustafson at Wisconsin, 12-28-17 |
| | 1.000 (11-11), Megan Gustafson vs. Michigan, 12-31-17 |
| | 1.000 (10-10), Megan Gustafson at Illinois, 1-7-18 |
| Season | .925 (135-146), Jaime Printy, 2012-13 |
| Career | .892 (174-195), Wendy Ausdemore, 2005-09 |

POINTS IN A HALF

| | |
|------|---|
| Half | 28, Crystal Smith at Louisiana Tech, 11-22-05 |
| | 27, Melissa Dixon vs. Syracuse, 12-5-13 |

DOUBLE-DOUBLES

| | |
|--------|------------------------------|
| Season | 28, Megan Gustafson, 2017-18 |
| Career | 55, Megan Gustafson, 2015-18 |



SINGLE-SEASON SCORING LEADERS

800 - POINT CLUB

| Rk. | Pts. | Player | Year |
|-----|------|-----------------|-------|
| 1. | 823 | Megan Gustafson | 17-18 |

600 - POINT CLUB

| Rk. | Pts. | Player | Year |
|-----|------|------------------|-------|
| 2. | 693 | Cindy Haugejorde | 79-80 |
| 3. | 628 | Megan Gustafson | 16-17 |
| 4. | 621 | Michelle Edwards | 87-88 |
| 5. | 614 | Franthea Price | 89-90 |

500 - POINT CLUB

| | | | |
|-----|-----|-------------------|-------|
| 6. | 577 | Tangela Smith | 97-98 |
| 7. | 565 | Ally Disterhoft | 15-16 |
| 8. | 564 | Michelle Edwards | 86-87 |
| 9. | 560 | Ally Disterhoft | 16-17 |
| 10. | 556 | Crystal Smith | 04-05 |
| 11. | 543 | Jamie Cavey | 04-05 |
| 12. | 539 | Kristi Faulkner | 02-03 |
| | | Cindy Haugejorde | 78-79 |
| 14. | 537 | Jennie Lillis | 02-03 |
| 15. | 523 | Lindsey Meder | 00-01 |
| 16. | 520 | Jaime Printy | 10-11 |
| 17. | 516 | Lindsey Meder | 99-00 |
| 18. | 512 | Bethany Doolittle | 13-14 |
| 19. | 504 | Amy Herrig | 98-99 |
| 20. | 503 | Melissa Dixon | 14-15 |
| | | Ally Disterhoft | 14-15 |
| 22. | 501 | Jaime Printy | 09-10 |

400 - POINT CLUB

| | | | |
|-----|-----|-------------------|-------|
| 23. | 499 | Crystal Smith | 05-06 |
| 24. | 497 | Shanda Berry | 88-89 |
| 25. | 491 | Lindsey Meder | 01-02 |
| 26. | 490 | Morgan Johnson | 12-13 |
| 27. | 487 | Jamie Cavey | 03-04 |
| | | Toni Foster | 92-93 |
| 29. | 484 | Cindy Haugejorde | 77-78 |
| 30. | 481 | Tiffany Gooden | 95-96 |
| 31. | 480 | Bethany Doolittle | 14-15 |
| 32. | 477 | Necole Tunsil | 93-94 |
| | | Samantha Logic | 13-14 |
| 34. | 475 | Toni Foster | 90-91 |
| 35. | 474 | Ally Disterhoft | 13-14 |
| 36. | 473 | Melissa Dixon | 13-14 |
| 37. | 469 | Kristi Faulkner | 03-04 |
| | | Kamille Wahlin | 09-10 |
| 39. | 463 | Jennie Lillis | 03-04 |
| 40. | 461 | Morgan Johnson | 11-12 |
| 41. | 459 | Franthea Price | 88-89 |
| 42. | 456 | Samantha Logic | 14-15 |
| 43. | 450 | Lisa Long | 86-87 |
| 44. | 449 | Shanda Berry | 87-88 |
| 45. | 448 | Toni Foster | 91-92 |
| 46. | 448 | Kachine Alexander | 10-11 |
| 47. | 445 | Jolette Law | 88-89 |
| | | Theairra Taylor | 13-14 |
| 49. | 432 | Kachine Alexander | 09-10 |
| | | Jaime Printy | 12-13 |
| 51. | 429 | Jennie Lillis | 01-02 |
| 52. | 425 | Kristi Smith | 07-08 |
| 53. | 424 | Jolette Law | 89-90 |
| 54. | 423 | Franthea Price | 87-88 |
| 55. | 422 | Kristi Smith | 08-09 |
| | | Tangela Smith | 95-96 |

| | | | |
|-----|-----|-----------------|-------|
| 57. | 418 | Tia Jackson | 92-93 |
| 58. | 416 | Lisa Becker | 83-84 |
| 59. | 414 | Megan Skouby | 05-06 |
| 60. | 410 | Randi Peterson | 00-01 |
| 61. | 409 | Robin Christian | 88-89 |
| 62. | 402 | Kristi Smith | 06-07 |

300 - POINT CLUB

| | | | |
|------|-----|--------------------|-------|
| 63. | 398 | Kamille Wahlin | 11-12 |
| 64. | 395 | Wendy Ausdemore | 08-09 |
| 65. | 394 | Cara Consuegra | 99-00 |
| 66. | 388 | Megan Skouby | 08-09 |
| | | Jaime Printy | 11-12 |
| 68. | 381 | Wendy Ausdemore | 06-07 |
| 69. | 376 | Lindsey Meder | 98-99 |
| 70. | 372 | Kamille Wahlin | 10-11 |
| 71. | 371 | Jerica Watson | 01-02 |
| | | Wendy Ausdemore | 07-08 |
| 73. | 368 | Kim Howard | 80-81 |
| | | Lisa Long | 84-85 |
| | | Michelle Edwards | 85-86 |
| 76. | 365 | Chase Coley | 15-16 |
| 77. | 364 | Cindy Haugejorde | 76-77 |
| 78. | 360 | Laurie Aaron | 92-93 |
| 79. | 359 | Johanna Solverson | 04-05 |
| | | Nadine Domond | 95-96 |
| 81. | 357 | Tia Jackson | 94-95 |
| 82. | 352 | Megan Gustafson | 15-16 |
| | | Lynn Kennedy | 85-86 |
| 84. | 351 | Diana Williams | 75-76 |
| 85. | 350 | Robin Anderson | 82-83 |
| 86. | 349 | Tiffany Gooden | 94-95 |
| 87. | 348 | Tangela Smith | 96-97 |
| 88. | 347 | Cara Consuegra | 00-01 |
| 89. | 344 | Laurie Aaron | 91-92 |
| 90. | 343 | Megan Skouby | 06-07 |
| 91. | 342 | Cathy Marx | 93-94 |
| | | Melissa Dixon | 12-13 |
| 93. | 339 | Amy Herrig | 97-98 |
| | | Donna Freitag | 82-83 |
| | | Stephanie Schueler | 90-91 |
| | | Necole Tunsil | 92-93 |
| 97. | 338 | Lisa Becker | 84-85 |
| 98. | 333 | Jennie Lillis | 00-01 |
| 99. | 332 | Kathleen Doyle | 17-18 |
| 100. | 330 | Lisa Anderson | 81-82 |
| | | Nadine Domond | 97-98 |
| | | Johanna Solverson | 07-08 |
| 102. | 328 | Melinda Hippen | 81-82 |
| 103. | 327 | Robin Anderson | 80-81 |
| 104. | 326 | Morgan Johnson | 10-11 |
| 105. | 324 | Stephanie Schueler | 89-90 |
| 106. | 321 | Samantha Logic | 12-13 |
| 108. | 319 | Kachine Alexander | 08-09 |
| 109. | 318 | Whitney Jennings | 15-16 |
| | | Angela Hamblin | 96-97 |
| 111. | 313 | Kathleen Doyle | 16-17 |
| 112. | 309 | Cara Consuegra | 98-99 |
| 113. | 308 | Whitney Jennings | 14-15 |
| 114. | 306 | Lisa Becker | 85-86 |
| 115. | 301 | Sue Beckwith | 79-80 |
| 116. | 298 | Kim Howard | 81-82 |
| 117. | 297 | Kelly Krei | 09-10 |
| | | Morgan Johnson | 09-10 |

200 - POINT CLUB

| | | | |
|------|-----|--------------------|-------|
| 119. | 295 | Theairra Taylor | 12-13 |
| 120. | 294 | Megan Skouby | 07-08 |
| | | Lisa Anderson | 82-83 |
| 122. | 292 | Samantha Logic | 11-12 |
| 123. | 289 | Nadine Domond | 96-97 |
| 124. | 288 | Amy Herrig | 96-97 |
| 125. | 287 | Kelly Krei | 10-11 |
| 126. | 286 | Chase Coley | 17-18 |
| 127. | 285 | Johanna Solverson | 02-03 |
| 128. | 281 | Mackenzie Meyer | 17-18 |
| 129. | 275 | Lisa Becker | 86-87 |
| 130. | 274 | Lisa Anderson | 80-81 |
| 131. | 269 | Alexis Sevillian | 17-18 |
| 132. | 268 | Tania Davis | 15-16 |
| | | Michelle Edwards | 84-85 |
| 134. | 263 | Alexa Kastanek | 15-16 |
| | | Lisa Long | 85-86 |
| 136. | 262 | Robin Anderson | 84-85 |
| 137. | 259 | Jolette Law | 87-88 |
| 138. | 258 | Krista VandeVenter | 05-06 |
| 139. | 257 | Sue Beckwith | 78-79 |
| 140. | 256 | Angela Hamblin | 97-98 |
| 141. | 255 | Leah Magner | 00-01 |
| 142. | 251 | Mary Berdo | 00-01 |
| | | Tangela Smith | 94-95 |
| | | Necole Tunsil | 90-91 |
| | | Tania Davis | 16-17 |
| 146. | 249 | Leah Magner | 01-02 |
| 147. | 246 | Franthea Price | 86-87 |
| 148. | 245 | Katie Abrahamson | 89-90 |
| | | Bethany Doolittle | 12-13 |
| 150. | 243 | Kamille Wahlin | 08-09 |
| 151. | 242 | Krista VandeVenter | 04-05 |
| 152. | 239 | Randi Peterson | 98-99 |
| | | Tricia Blair | 86-87 |
| 154. | 235 | Hannah Stewart | 17-18 |
| 155. | 234 | Kristi Faulkner | 01-02 |
| 156. | 233 | Angie Lee | 81-82 |
| 157. | 232 | Makenzie Meyer | 16-17 |
| 158. | 231 | Melinda Hippen | 80-81 |
| | | Lynn Kennedy | 84-85 |
| 160. | 230 | Tiffany Gooden | 96-97 |
| 161. | 229 | LaTonya Tate | 90-91 |
| 162. | 225 | Lynn Kennedy | 83-84 |
| 163. | 224 | Trisha Waugh | 90-91 |
| | | Robin Christian | 87-88 |
| 165. | 222 | Lynn Oberbillig | 77-78 |
| | | Lisa Anderson | 83-84 |
| | | Virgie Dillingham | 93-94 |
| 168. | 220 | Jolynn Schneider | 87-88 |
| 169. | 218 | Jane Heilskov | 79-80 |
| 170. | 216 | Necole Tunsil | 91-92 |
| 171. | 214 | April Calhoun | 02-03 |
| 172. | 211 | Kelly Krei | 11-12 |
| 173. | 209 | Tia Jackson | 91-92 |
| 174. | 207 | Tiffany Reedy | 05-06 |
| | | Jenna Armstrong | 04-05 |
| 175. | 206 | Kristi Smith | 05-06 |
| | | Cyndi Gaude | 78-79 |
| | | Angela Hamblin | 95-96 |
| | | Stacy Schlapkohl | 07-08 |
| 179. | 204 | JoAnn Hamlin | 08-09 |
| 180. | 202 | Kim Howard | 79-80 |
| | | LaTonya Tate | 91-92 |



Field Goals Made

Game _____ 44 (44-72) vs. Simpson, 11-15-78
 CHA (Game) _____ 43 (43-86) vs. Minnesota, 2-12-88
 Big Ten (Game) _____ 43 (43-86) vs. Minnesota, 2-12-88
 Season _____ 1005 (1005-2181), 2013-14

Field Goals Attempted

Game _____ 97 (33-97) vs. Iowa Wesleyan, 12-6-77
 CHA (Game) _____ 86 (43-86) vs. Minnesota, 2-12-88
 Big Ten (Game) _____ 86 (43-86) vs. Minnesota, 2-12-88
 Season _____ 2181 (1005-2181), 2013-14

Field Goal Percentage

Game _____ .667 (28-42) vs. Northwestern, 1-4-87
 CHA (Game) _____ .642 (34-53) vs. Ohio State, 2-28-86
 Big Ten (Game) _____ .667 (28-42) vs. Northwestern, 1-4-87
 Season _____ .501 (897-1792), 1987-88

Free Throws Made

Game _____ 42 (42-50) vs. West Virginia, 11-25-12
 CHA (Game) _____ 33 (33-43) vs. Indiana State, 11-15-06
 Big Ten (Game) _____ 31 (31-38) vs. Wisconsin, 2-25-07
 Season _____ 557 (557-750), 2013-14

Free Throws Attempted

Game _____ 50 (42-50) vs. West Virginia, 11-25-12
 CHA (Game) _____ 43 (33-43) vs. Indiana State, 11-15-06
 Big Ten (Game) _____ 38 (31-38) vs. Wisconsin, 2-25-07
 Season _____ 750 (557-750), 2013-14

Free Throw Percentage

Game _____ 1.000 (13-13) vs Purdue, 3-1-98
 _____ 1.000 (16-16) vs. Columbia, 11-28-10
 _____ 1.000 (10-10) vs. UNLV 11-13-11
 _____ 1.000 (16-16) vs. Wisconsin, 1-19-12
 _____ 1.000 (13-13) at Ohio State, 2-21-15
 _____ 1.000 (16-16) at Minnesota, 2-15-16
 _____ 1.000 (15-15) vs. Northern Illinois, 11-15-17
 CHA (Game) _____ 1.000 (15-15) vs. NIU 11-15-17
 _____ 1.000 (16-16) vs. Wisconsin, 1-19-12
 _____ 1.000 (15-15) vs. Northern Illinois, 11-15-17
 Big Ten (Game) _____ 1.000 (16-16) vs. Wisconsin, 1-19-12
 _____ 1.000 (13-13) at Ohio State, 2-21-15
 _____ 1.000 (16-16) at Minnesota, 2-15-16
 Season _____ .794 (446-562), 2011-12

3-Pointers Made

Game _____ 19 (19-28) at Northwestern, 1-29-15
 CHA (Game) _____ 17 (17-34) vs. Idaho State, 12-7-13
 Big Ten (Game) _____ 19 (19-28) at Northwestern, 1-29-15
 Season _____ 274 (274-696), 2014-15

3-Pointers Attempted

Game _____ 37 (11-37) at North Carolina, 12-2-10
 CHA (Game) _____ 35 (14-35) vs. Mississippi Valley State, 12-22-119
 Big Ten (Game) _____ 34 (11-34) vs. Penn State, 2-1-09
 _____ 34 (11-34) at Penn State, 12-28-10
 Season _____ 739 (247-739), 2013-14

Consecutive 3-Pointers Made

Game _____ 7 vs. Minnesota, 2-17-08
 _____ 7 at Northwestern, 1-29-15

Rebounds

Game _____ 69 vs. Northern Iowa, 11-26-02
 CHA (Game) _____ 69 vs. Northern Iowa, 11-26-02
 Big Ten (Game) _____ 61 vs. Wisconsin, 1-8-93
 Season _____ 1351, 2017-18

Assists

Game _____ 32 at Northwestern, 1-29-15
 CHA (Game) _____ 31 vs. Colorado, 12-10-00
 Big Ten (Game) _____ 32 at Northwestern, 1-29-15
 Season _____ 686, 2017-18

Blocks

Game _____ 13 vs. Minnesota, 2-28-10
 CHA (Game) _____ 13 vs. Minnesota, 2-28-10

Big Ten (Game) _____ 13 vs. Minnesota, 2-28-10
 Season _____ 189, 2012-13

Points

Game _____ 107 vs. USC Upstate, 11-14-14
 CHA (Game) _____ 107 vs. USC Upstate, 11-14-14
 Big Ten (Game) _____ 103 vs. Wisconsin, 2-25-07
 _____ 103 at Minnesota, 1-25-18
 Season _____ 2814, 2013-14

Field Goal Percentage in a Half

Game _____ .739 (17-23) at Wisconsin, 3-2-08

Most First Half Points

Game _____ 63 vs. Ohio University, 11-30-91
 CHA (Game) _____ 63 vs. Ohio University, 11-30-91
 Big Ten (Game) _____ 58 at Northwestern, 1-29-15

Most First Half Points Allowed

Game _____ 63 at Minnesota, 1-12-03
 CHA (Game) _____ 56 vs. Nebraska, 1-28-18
 Big Ten (Game) _____ 63 at Minnesota, 1-12-03

Fewest First Half Points

Game _____ 13 at UW-Green Bay, 12-7-06
 _____ 13 at Iowa State, 12-5-07
 CHA (Game) _____ 18 vs. Wisconsin, 2-24-84
 Big Ten (Game) _____ 18 vs. Wisconsin, 2-24-84
 _____ 18 vs. Purdue, 3-3-96

Fewest First Half Points Allowed

Game _____ 10 vs. Massachusetts, 11-19-16
 CHA (Game) _____ 10 vs. Massachusetts, 11-19-16
 Big Ten (Game) _____ 11 vs. Illinois, 3-1-92
 _____ 11 vs. Wisconsin, 2-16-11

Most Second Half Points

Game _____ 65 at Wisconsin, 12-31-00
 CHA (Game) _____ 60 vs. Syracuse, 12-5-13
 Big Ten (Game) _____ 65 at Wisconsin, 12-31-00

Most Second Half Points Allowed

Game _____ 58 vs. Stanford, 3-23-89
 _____ 58 at Northwestern, 1-29-15
 CHA (Game) _____ 57 vs. Ohio State, 2-5-04
 Big Ten (Game) _____ 58 at Northwestern, 1-29-15

Fewest Second Half Points

Game _____ 16 at Connecticut, 3-18-02
 CHA (Game) _____ 18 vs. Ohio State, 2-3-85
 Big Ten (Game) _____ 17 at Ohio State, 2-4-07
 _____ 17 vs. Purdue, 2-11-96
 _____ 17 at Purdue, 2-19-17

Fewest Second Half Points Allowed

Game _____ 10 vs. James Madison, 11-26-94
 CHA (Game) _____ 10 vs. James Madison, 11-26-94
 Big Ten (Game) _____ 13 vs. Wisconsin, 1-26-86

Fewest Points Allowed

Game _____ 23 vs. Cornell, 1-31-75
 CHA (Game) _____ 30 vs. James Madison, 11-26-94
 Big Ten (Game) _____ 32 vs. Wisconsin, 1-26-86

Winning Streaks

All Games _____ 22, 1987-88
 Big Ten Games _____ 23, 1987-88
 Home Games _____ 46, 1986-90
 Big Ten Home Games _____ 41, 1985-90
 Away Games _____ 12, 1987-88
 Big Ten Away Games _____ 8, 1989-90
 _____ 8, 1995-96

Losing Streaks

All Games _____ 7, 1975-76, 1982-83, 1998-99
 Big Ten Games _____ 8, 1982-83
 Home Games _____ 4, 1975-76 and 1981-82
 Big Ten Home Games _____ 4, 1981-82
 Away Games _____ 10, 1982-83
 Big Ten Away Games _____ 9, 1982-83



FRESHMAN

Scoring

| | | |
|-----|----------------------------------|------------|
| 1. | Jaime Printy (2009-10) | 501 |
| 2. | Ally Disterhoft (2013-14) | 474 |
| 3. | Lisa Becker (1983-84) | 416 |
| 4. | Megan Skouby (2005-06) | 414 |
| 5. | Lindsey Meder (1998-99) | 376 |
| 6. | Cindy Haugejorde (1976-77) | 364 |
| 7. | Megan Gustafson (2015-16) | 352 |
| 8. | Diana Williams (1975-76) | 351 |
| 9. | Tiffany Gooden (1994-95) | 349 |
| 10. | Jennie Lillis (2000-01) | 333 |
| 11. | Robin Anderson (1980-81) | 326 |
| 12. | Kathleen Doyle (2016-17) | 313 |

Blocks

| | | |
|----|----------------------------------|-----------|
| 1. | Morgan Johnson (2009-10) | 79 |
| 2. | Tangela Smith (1994-95) | 73 |
| 3. | Megan Gustafson (2015-16) | 58 |
| 4. | Megan Skouby (2005-06) | 47 |
| 5. | Jennie Lillis (2000-01) | 22 |
| 6. | Bethany Doolittle (2011-12) | 19 |
| 7. | Toni Foster (1989-90) | 18 |

3-Pointers Made

| | | |
|-----|-----------------------------------|-----------|
| 1. | Jaime Printy (2009-10) | 82 |
| 2. | Alexis Sevillian (2017-18) | 59 |
| 3. | Lindsey Meder (1998-99) | 49 |
| 4. | Makenzie Meyer (2016-17) | 42 |
| 5. | Whitney Jennings (2014-15) | 36 |
| 6. | Melissa Dixon (2011-12) | 35 |
| 7. | Ally Disterhoft (2013-14) | 33 |
| 8. | Johanna Solverson (2002-03) | 30 |
| 9. | Kamille Wahlin (2008-09) | 28 |
| 10. | Leah Magner (1998-99) | 26 |

Rebounding

| | | |
|----|----------------------------------|------------|
| 1. | Krista VandeVenter (2004-05) | 252 |
| 2. | Cindy Haugejorde (1976-77) | 237 |
| 3. | Ally Disterhoft (2013-14) | 229 |
| 4. | Megan Gustafson (2015-16) | 225 |
| 5. | Samantha Logic (2011-12) | 220 |
| 6. | Morgan Johnson (2009-10) | 217 |
| 7. | Jennie Lillis (2000-01) | 173 |
| 8. | Lynn Kennedy (1983-84) | 152 |

Assists

| | | |
|----|---------------------------------|------------|
| 1. | Kathleen Doyle (2016-17) | 148 |
| 2. | Samantha Logic (2011-12) | 136 |
| 3. | Tania Davis (2015-16) | 111 |
| 4. | Jaime Printy (2009-10) | 99 |
| 5. | Cara Consuegra (1997-98) | 94 |
| 6. | Whitney Jennings (2014-15) | 92 |
| 7. | Kamille Wahlin (2008-09) | 87 |
| 8. | Kristi Smith (2005-06) | 82 |
| 9. | Necole Tunsil (1990-91) | 78 |

Steals

| | | |
|----|---------------------------------|-----------|
| 1. | Kathleen Doyle (2016-17) | 71 |
| 2. | Johanna Solverson (2002-03) | 57 |
| 3. | Lynn Kennedy (1983-84) | 39 |
| 4. | Tania Davis (2015-16) | 37 |
| 5. | Krista VandeVenter (2004-05) | 36 |
| 6. | Whitney Jennings (2014-15) | 35 |
| 7. | Jennie Lillis (2000-01) | 34 |
| 8. | Necole Tunsil (1990-91) | 33 |

SOPHOMORE

Scoring

| | | |
|-----|----------------------------------|------------|
| 1. | Megan Gustafson (2016-17) | 628 |
| 2. | Kristi Faulkner (2002-03) | 539 |
| 3. | Jaime Printy (2010-11) | 520 |
| 4. | Lindsey Meder (1999-00) | 516 |
| 5. | Ally Disterhoft (2014-15) | 503 |
| 6. | Cindy Haugejorde (1977-78) | 484 |
| 7. | Tiffany Gooden (1995-96) | 481 |
| 8. | Toni Foster (1990-91) | 475 |
| 9. | Kamille Wahlin (2009-10) | 469 |
| 10. | Jennie Lillis (2001-02) | 429 |

Blocks

| | | |
|----|----------------------------------|-----------|
| 1. | Morgan Johnson (2010-11) | 76 |
| 2. | Tangela Smith (1996-97) | 69 |
| 3. | Bethany Doolittle (2012-13) | 59 |
| 4. | Megan Gustafson (2016-17) | 45 |
| 4. | Toni Foster (1990-91) | 40 |
| 5. | Chase Coley (2015-16) | 37 |
| | Megan Skouby (2006-07) | 37 |
| 7. | JoAnn Hamlin (2007-08) | 23 |

3-Pointers Made

| | | |
|----|---------------------------|----|
| 1. | Kamille Wahlin (2009-10) | 84 |
| 2. | Melissa Dixon (2012-13) | 78 |
| 3. | Jaime Printy (2010-11) | 70 |
| 4. | Wendy Ausdemore (2006-07) | 62 |
| 5. | Lindsey Meder (1999-00) | 60 |
| 6. | Kelly Krei (2009-10) | 55 |

Rebounding

| | | |
|----|----------------------------------|------------|
| 1. | Megan Gustafson (2016-17) | 343 |
| 2. | Cindy Haugejorde (1977-78) | 300 |
| 3. | Kachine Alexander (2008-09) | 282 |
| 4. | Lisa Long (1984-85) | 267 |
| 5. | Toni Foster (1990-91) | 247 |
| 6. | Krista VandeVenter (2005-06) | 237 |

Assists

| | | |
|----|----------------------------------|------------|
| 1. | Samantha Logic (2012-13) | 217 |
| 2. | Kathleen Doyle (2017-18) | 199 |
| 3. | Cara Consuegra (1998-99) | 153 |
| | April Calhoun (2002-03) | 153 |
| 4. | Kachine Alexander (2008-09) | 121 |
| | Kristi Smith (2006-07) | 121 |
| 6. | Mackenzie Meyer (2017-18) | 111 |
| 7. | Steph Schueler (1988-89) | 105 |

Steals

| | | |
|----|------------------------------|----|
| 1. | Samantha Logic (2012-13) | 62 |
| 2. | Krista VandeVenter (2005-06) | 61 |
| 3. | Toni Foster (1990-91) | 56 |
| 4. | Karen Clayton (1993-94) | 55 |
| 5. | Nadine Domond (1995-96) | 49 |
| | Crystal Smith (2003-04) | 49 |
| | Kristi Smith (2006-07) | 49 |



JUNIOR

Scoring

| | | |
|-----|----------------------------------|------------|
| 1. | Megan Gustafson (2017-18) | 823 |
| 2. | Ally Disterhoft (2015-16) | 565 |
| 3. | Michelle Edwards (1986-87) | 564 |
| 4. | Crystal Smith (2004-05) | 556 |
| 5. | Kristi Faulkner (2002-03) | 539 |
| | Cindy Haugejorde (1978-79) | 539 |
| 7. | Jennie Lillis (2002-03) | 537 |
| 8. | Lindsey Meder (2000-01) | 523 |
| 9. | Bethany Doolittle (2013-14) | 512 |
| 10. | Jamie Cavey (2003-04) | 487 |
| 11. | Tiffany Gooden (1996-97) | 481 |
| 12. | Samantha Logic (2013-14) | 477 |
| 13. | Melissa Dixon (2013-14) | 473 |
| 14. | Morgan Johnson (2011-12) | 461 |
| 15. | Franthea Price (1988-89) | 459 |

Blocks

| | | |
|----|----------------------------------|-----------|
| 1. | Bethany Doolittle (2013-14) | 106 |
| 2. | Morgan Johnson (2011-12) | 70 |
| 3. | Megan Gustafson (2017-18) | 66 |
| 4. | Toni Foster (1991-92) | 47 |
| 5. | Jennie Lillis (2002-03) | 40 |
| 6. | Tangela Smith (1996-97) | 39 |
| 7. | Ally Disterhoft (2015-16) | 28 |
| | Lisa Becker (1985-86) | 28 |

3-Pointers Made

| | | |
|----|---------------------------|----|
| 1. | Melissa Dixon (2013-14) | 97 |
| 2. | Wendy Ausdemore (2007-08) | 78 |
| 3. | Lindsey Meder (2000-01) | 68 |
| 4. | Alexa Kastanek (2015-16) | 56 |
| 5. | Kamille Wahlin (2009-10) | 55 |
| 6. | Kelly Krei (2009-10) | 54 |
| 7. | Kristi Smith (2007-08) | 53 |

Rebounding

| | | |
|----|----------------------------------|------------|
| 1. | Megan Gustafson (2017-18) | 411 |
| 2. | Kachine Alexander (2009-10) | 281 |
| 3. | Shanda Berry (1987-88) | 263 |
| 4. | Toni Foster (1991-92) | 243 |
| 5. | Lisa Long (1985-86) | 240 |
| 6. | Jennie Lillis (2002-03) | 239 |

Assists

| | | |
|----|-----------------------------|-----|
| 1. | Samantha Logic (2013-14) | 269 |
| 2. | Cara Consuegra (1999-00) | 138 |
| 3. | Johanna Solverson (2004-05) | 136 |
| 4. | Nadine Domond (1996-97) | 135 |
| 5. | Jolette Law (1988-89) | 132 |
| 6. | Laurie Aaron (1991-92) | 123 |
| | Michelle Edwards (1986-87) | 123 |

Steals

| | | |
|----|-----------------------------|-----|
| 1. | Laurie Aaron (1991-92) | 101 |
| 2. | Franthea Price (1988-89) | 95 |
| 3. | Shanda Berry (1988-89) | 89 |
| 4. | Samantha Logic (2013-14) | 88 |
| 5. | Crystal Smith (2004-05) | 80 |
| 6. | Michelle Edwards (1986-87) | 70 |
| | Johanna Solverson (2004-05) | 70 |

SENIOR

Scoring

| | | |
|-----|----------------------------|-----|
| 1. | Cindy Haugejorde (1979-80) | 672 |
| 2. | Michelle Edwards (1987-88) | 621 |
| 3. | Franthea Price (1989-90) | 614 |
| 4. | Tangela Smith (1997-98) | 577 |
| 5. | Ally Disterhoft (2016-17) | 560 |
| 6. | Jamie Cavey (2004-05) | 543 |
| 7. | Amy Herrig (1998-99) | 504 |
| 8. | Melissa Dixon (2014-15) | 503 |
| 9. | Crystal Smith (2005-06) | 499 |
| 10. | Shanda Berry (1988-89) | 497 |
| 11. | Lindsey Meder (2001-02) | 491 |
| 12. | Morgan Johnson (2012-13) | 490 |
| 13. | Toni Foster (1992-93) | 487 |

Blocks

| | | |
|----|-----------------------------|----|
| 1. | Bethany Doolittle (2014-15) | 94 |
| 2. | Morgan Johnson (2012-13) | 68 |
| 3. | Jerica Watson (2001-02) | 59 |
| 4. | Jamie Cavey (2004-05) | 58 |
| 5. | Tangela Smith (1997-98) | 54 |
| 6. | Megan Skouby (2008-09) | 46 |
| 7. | Toni Foster (1992-93) | 40 |
| | Cathy Marx (1993-94) | 40 |

3-Pointers Made

| | | |
|----|---------------------------|-----|
| 1. | Melissa Dixon (2014-15) | 124 |
| 2. | Lindsey Meder (2001-02) | 84 |
| 3. | Kristi Smith (2008-09) | 65 |
| 4. | Kamille Wahlin (2011-12) | 64 |
| 5. | Wendy Ausdemore (2008-09) | 61 |
| 6. | Kristi Faulkner (2003-04) | 57 |
| 7. | Jaime Printy (2012-13) | 55 |
| 8. | Leah Magner (2001-02) | 54 |

Rebounding

| | | |
|----|-----------------------------|-----|
| 1. | Amy Herrig (1998-99) | 306 |
| 2. | Cindy Haugejorde (1979-80) | 295 |
| | Kachine Alexander (2010-11) | 295 |
| 3. | Lisa Long (1986-87) | 282 |
| 4. | Shanda Berry (1988-89) | 276 |

Assists

| | | |
|----|----------------------------|-----|
| 1. | Samantha Logic (2014-15) | 276 |
| 2. | Cara Consuegra (2000-01) | 191 |
| 3. | Michelle Edwards (1987-88) | 140 |
| 4. | Karen Clayton (1995-96) | 136 |
| 5. | Lisa Anderson (1983-84) | 128 |
| 6. | Jolette Law (1989-90) | 122 |
| | Steph Schueler (1990-91) | 122 |

Steals

| | | |
|----|----------------------------|-----|
| 1. | Laurie Aaron (1992-93) | 122 |
| 2. | Michelle Edwards (1987-88) | 89 |
| 3. | Franthea Price (1989-90) | 84 |
| 4. | Steph Schueler (1990-91) | 76 |
| 5. | Jerica Watson (2001-02) | 72 |



SCORING

| Rank | Pts. | Player | Years |
|-----------|-------------|------------------------|-------------------|
| 1. | 2102 | Ally Disterhoft | 13-17 |
| 2. | 2059 | Cindy Haugejorde | 76-80 |
| 3. | 1906 | Lindsey Meder | 98-02 |
| 4. | 1841 | Jaime Printy | 10-13 |
| 5. | 1821 | Michelle Edwards | 84-88 |
| 6. | 1803 | Megan Gustafson | 15-present |
| 7. | 1762 | Jennie Lillis | 00-04 |
| 8. | 1742 | Franthea Price | 86-90 |
| 9. | 1606 | Toni Foster | 89-93 |
| 10. | 1598 | Tangela Smith | 94-98 |
| 11. | 1582 | Morgan Johnson | 10-13 |
| 12. | 1546 | Samantha Logic | 12-15 |
| 13. | 1483 | Kamille Wahlin | 09-12 |
| 14. | 1480 | Melissa Dixon | 12-15 |
| 15. | 1455 | Kristi Smith | 05-09 |
| 16. | 1439 | Megan Skouby | 05-09 |
| 17. | 1353 | Bethany Doolittle | 12-15 |
| 18. | 1343 | Wendy Ausdemore | 05-09 |
| 19. | 1335 | Lisa Becker | 83-87 |
| 20. | 1319 | Amy Herrig | 95-99 |
| 21. | 1283 | Necole Tunsil | 90-94 |
| 22. | 1265 | Jamie Cavey | 01-05 |
| 23. | 1242 | Kristi Faulkner | 01-04 |
| 24. | 1239 | Kachine Alexander | 08-11 |
| 25. | 1230 | Lisa Long | 83-87 |
| 26. | 1193 | Crystal Smith | 02-06 |
| 27. | 1160 | Tia Jackson | 90-95 |
| 28. | 1147 | Cara Consuegra | 97-01 |
| 29. | 1137 | Jolette Law | 86-90 |
| 30. | 1130 | Johanna Solverson | 02-05, 08 |
| 31. | 1129 | Lisa Anderson | 80-84 |
| 32. | 1100 | Shanda Berry | 85-89 |
| 33. | 1048 | Kim Howard | 78-82 |
| 34. | 1046 | Robin Anderson | 80-85 |
| 35. | 1024 | Tiffany Gooden | 94-98 |
| 36. | 936 | Randi Peterson | 97-00 |

STEALS

| Rank | Stls. | Player | Years |
|------|-------|--------------------|--------------|
| 1. | 321 | Franthea Price | 86-90 |
| 2. | 260 | Samantha Logic | 12-15 |
| 3. | 248 | Laurie Aaron | 89-93 |
| 4. | 235 | Michelle Edwards | 84-88 |
| 5. | 222 | Steph Schueler | 87-91 |
| 6. | 213 | Crystal Smith | 02-06 |
| 7. | 205 | Jolette Law | 86-90 |
| 8. | 192 | Johanna Solverson | 02-05, 07-08 |
| 9. | 190 | Jennie Lillis | 00-04 |
| 10. | 177 | Nadine Domond | 94-98 |
| | 177 | Lisa Anderson | 80-84 |
| 12. | 168 | Tia Jackson | 90-95 |
| 13. | 167 | Toni Foster | 89-93 |
| 14. | 166 | Cara Consuegra | 97-01 |
| 15. | 154 | Lynn Kennedy | 83-87 |
| 16. | 150 | Krista VandeVenter | 04-08 |

REBOUNDING

| Rank | Reb. | Player | Years |
|-----------|------------|------------------------|-------------------|
| 1. | 1067 | Cindy Haugejorde | 76-80 |
| 2. | 979 | Megan Gustafson | 15-present |
| 3. | 922 | Samantha Logic | 12-15 |
| 4. | 910 | Kachine Alexander | 08-11 |
| 5. | 887 | Toni Foster | 89-93 |
| 6. | 886 | Morgan Johnson | 10-13 |
| 7. | 859 | Tangela Smith | 94-98 |
| 8. | 848 | Lisa Long | 83-87 |
| 9. | 827 | Jennie Lillis | 00-04 |
| 10. | 792 | Krista VandeVenter | 04-08 |
| 11. | 789 | Amy Herrig | 95-99 |
| 12. | 788 | Ally Disterhoft | 13-17 |
| 13. | 745 | Randi Peterson | 97-01 |
| 14. | 726 | Franthea Price | 86-90 |
| 15. | 691 | Lisa Becker | 83-87 |
| 16. | 653 | Shanda Berry | 86-89 |
| 17. | 650 | Bethany Doolittle | 12-15 |
| 18. | 615 | Kachine Alexander | 08-11 |
| 19. | 614 | Lynn Kennedy | 83-87 |
| 20. | 570 | Johanna Solverson | 02-05, 08 |
| 21. | 564 | Necole Tunsil | 90-94 |
| 22. | 561 | Kelly Krei | 09-12 |
| 23. | 559 | Chase Coley | 14-18 |
| 24. | 536 | Kim Howard | 78-82 |
| 25. | 518 | Megan Skouby | 05-09 |
| 26. | 507 | Tia Jackson | 90-95 |
| 27. | 506 | Jamie Cavey | 01-05 |
| 28. | 493 | Jenee Graham | 04-08 |
| 29. | 490 | Wendy Ausdemore | 05-09 |
| 30. | 489 | Jerica Watson | 98-02 |
| 31. | 482 | Michelle Edwards | 84-88 |

ASSISTS

| Rank | Ast. | Player | Years |
|------------|------------|-----------------------|-------------------|
| 1. | 898 | Samantha Logic | 12-15 |
| 2. | 576 | Cara Consuegra | 97-01 |
| 3. | 431 | Michelle Edwards | 84-88 |
| 4. | 427 | Kamille Wahlin | 09-12 |
| 5. | 412 | Kristi Smith | 05-09 |
| | 412 | Jaime Printy | 10-13 |
| 7. | 391 | Johanna Solverson | 02-05 |
| 8. | 387 | Franthea Price | 86-90 |
| 9. | 367 | Steph Schueler | 87-91 |
| 10. | 357 | Nadine Domond | 94-98 |
| 11. | 353 | Jolette Law | 86-90 |
| 12. | 347 | Kathleen Doyle | 16-present |
| 13. | 339 | Kachine Alexander | 08-11 |
| 14. | 322 | Lisa Anderson | 80-84 |
| 15. | 313 | Ally Disterhoft | 13-17 |
| 16. | 297 | Jennie Lillis | 00-04 |
| 17. | 280 | Tricia Blair | 83-87 |
| 18. | 279 | Laurie Aaron | 89-93 |
| | 279 | Necole Tunsil | 90-94 |
| 20. | 271 | Tania Davis | 15-present |

CAREER LEADERS



| | | | |
|-----|-----|-----------------|-------|
| 21. | 262 | Leah Magner | 98-02 |
| 22. | 252 | Kristi Faulkner | 01-04 |
| 23. | 245 | Wendy Ausdemore | 05-09 |

3-POINT FIELD GOALS MADE

| Rank | 3-pters | Player | Years |
|------|---------|-------------------|-----------|
| 1. | 334 | Melissa Dixon | 12-15 |
| 2. | 261 | Lindsey Meder | 98-02 |
| 3. | 252 | Jaime Printy | 10-13 |
| 4. | 231 | Kamille Wahlin | 09-12 |
| 5. | 221 | Wendy Ausdemore | 05-09 |
| 6. | 185 | Kristi Smith | 05-09 |
| 7. | 162 | Kelly Krei | 09-12 |
| | 162 | Ally Disterhoft | 13-17 |
| 9. | 156 | Leah Magner | 98-02 |
| 10. | 138 | Kristi Faulkner | 01-04 |
| 11. | 125 | Johanna Solverson | 02-05, 08 |
| 12. | 118 | Nadine Domond | 94-98 |
| 13. | 116 | Crystal Smith | 02-06 |
| 14. | 108 | Jenna Armstrong | 01-05 |
| 15. | 97 | Franthea Price | 87-90 |

BLOCKS

| Rank | Blks. | Player | Years |
|-----------|------------|------------------------|-------------------|
| 1. | 293 | Morgan Johnson | 10-13 |
| 2. | 278 | Bethany Doolittle | 12-15 |
| 3. | 235 | Tangela Smith | 94-98 |
| 4. | 169 | Megan Gustafson | 15-present |
| 5. | 153 | Megan Skouby | 05-09 |
| 6. | 145 | Toni Foster | 89-93 |
| 7. | 114 | Jennie Lillis | 02-03 |
| 8. | 94 | Jamie Cavey | 01-05 |
| 9. | 88 | Chase Coley | 14-18 |
| 10. | 86 | Cathy Marx | 90-94 |
| 11. | 83 | Lisa Becker | 83-87 |
| 12. | 82 | Jerica Watson | 98-02 |
| 13. | 78 | Lisa Long | 83-87 |
| | 78 | Ally Disterhoft | 13-present |
| 15 | 66 | Amy Herrig | 95-99 |
| 16. | 56 | Randi Peterson | 97-01 |

TRIPLE-DOUBLES

| Player | Statistics | Opponent (Date) |
|-------------------|------------------------------------|----------------------------|
| Cara Consuegra | 17 points, 10 rebounds, 10 assists | at Indiana (2-3-00) |
| Kachine Alexander | 10 points, 11 rebounds, 12 assists | vs. Northwestern (1-18-09) |
| Kachine Alexander | 26 points, 21 rebounds, 10 assists | vs. Penn State (2-1-09) |
| Samantha Logic | 13 points, 11 rebounds, 11 assists | vs. Michigan (2-26-12) |
| Samantha Logic | 12 points, 17 rebounds, 10 assists | vs. Drake (12-21-13) |
| Samantha Logic | 14 points, 11 rebounds, 10 assists | at Penn State (2-6-14) |
| Samantha Logic | 18 points, 10 rebounds, 11 assists | at Purdue (2-16-14) |
| Samantha Logic | 12 points, 11 rebounds, 10 assists | vs. Dayton (11-22-14) |
| Samantha Logic | 13 points, 10 rebounds, 14 assists | vs. Baylor (3-27-15) |



INCIDENTAL STATS AND OVERTIME RESULTS

WINNING MARGIN (MORE THAN 35 POINTS)

Table with columns: Margin (Score), Opponent, Year. Lists winning margins for various opponents from Cornell to Kent State.

LOSING MARGIN (MORE THAN 30 POINTS)

Table with columns: Margin (Score), Opponent, Year. Lists losing margins for various opponents from Grandview to Drake.

31 (81-50) Minnesota, 04-05
31 (76-45) William Penn, 76-77

IOWA'S 100-POINT GAMES

List of Iowa's 100-point games including USC Upstate, North Carolina, Northern Iowa, etc.

OPPONENT'S 100-POINT GAMES

List of opponents' 100-point games including Grandview, Kansas State, Brigham Young, etc.

IOWA SINGLE-GAME HIGHS

List of Iowa single-game highs for various opponents including USC Upstate, Northern Iowa, North Carolina, etc.

List of opponents' 100-point games including Minnesota, Wisc.-Platteville, Cornell, etc.

OVERTIME GAMES (28-24)

Table of overtime games between Iowa and various opponents, including Iowa State, NW Missouri, Iowa State, etc.

DOUBLE OVERTIME GAMES (0-4)

Table of double overtime games including Michigan State, Iowa State, Louisiana Tech, etc.

TRIPLE OVERTIME GAMES (1-0)

Table of triple overtime games including Iowa 97, Penn State 89.



NCAA TOURNAMENT

Individual

Points ____ 32, Tangela Smith vs. UMass, 1998
 FG ____ 13, Michelle Edwards vs. S.F. Austin, 1988
 FGA ____ 22, Michelle Edwards vs. S.F. Austin, 1988
 3pt. FG ____ 5, Theairra Taylor vs. Marist, 2014
 ____ 5, Jaime Printy vs. Gonzaga, 2011
 ____ 5, Arnedo Yarbrough vs. Mount St. Mary's, 1994
 ____ 5, Arnedo Yarbrough vs. Alabama, 1994
 3pt. FGA ____ 13, Arnedo Yarbrough vs. Mount St. Mary's, 1994
 FT ____ 11, Kachine Alexander vs. Georgia Tech, 2009
 FTA ____ 14, Kachine Alexander vs. Georgia Tech, 2009
 Rebounds ____ 17, Shanda Berry vs. Southern California, 1988
 ____ **17, Megan Gustafson vs. Creighton, 2018**
 Assists ____ 14, Samantha Logic vs. Baylor, 2015
 Blocks ____ 5, Bethany Doolittle vs. Baylor, 2015
 ____ 5, Tangela Smith vs. Butler, 1996
 Steals ____ 7, Laurie Aaron vs. Old Dominion, 1993

Team

Points ____ 89 vs. Oregon, 2001
 FG ____ 34 vs. Tennessee Tech, 1989
 ____ 34 vs. S.F. Austin, 1988
 FGA ____ 75 vs. Alabama, 1994
 FG% ____ 61.8% vs. Tennessee Tech (34-of-55), 1989
 3pt. FG ____ 13 vs. Gonzaga, 2011
 3pt. FGA ____ 29 vs. Gonzaga, 2011
 FT ____ 28 vs. Tennessee, 1993
 FTA ____ 34 vs. Tennessee, 1993
 FT% ____ 88.9% vs. American (16-of-18), 2015
 Rebounds ____ 48 vs. Southern California, 1988
 Assists ____ 24 vs. Southern California, 1988
 Blocks ____ 8 vs. Virginia Tech, 2004
 Steals ____ 18 vs. S.F. Austin, 1988

BIG TEN TOURNAMENT

Individual

Points ____ **48, Megan Gustafson vs. Minnesota, 2018**
 FG ____ **19, Megan Gustafson vs. Minnesota, 2018**
 FGA ____ **26, Megan Gustafson vs. Minnesota, 2018**
 3pt. FG ____ 6, Melissa Dixon vs. Ohio State, 2015
 3pt. FGA ____ 12, Melissa Dixon vs. Ohio State, 2015
 ____ 12, Jaime Printy vs. Penn State, 2010
 FT ____ 11, Cara Consuegra vs. Purdue, 2001
 FTA ____ 14, Cara Consuegra vs. Purdue, 2001
 Rebounds ____ 15, Randi Peterson vs. Indiana, 2001
 ____ **15, Megan Gustafson vs. Minnesota, 2018**
 Assists ____ 11, Samantha Logic vs. Purdue, 2014
 Blocks ____ 6, Chase Coley vs. Michigan, 2016
 ____ 6, Bethany Doolittle vs. Ohio State, 2015
 ____ 6, Morgan Johnson vs. Nebraska, 2012
 Steals ____ 6, Whitney Jennings vs. Michigan, 2016
 ____ 6, Randi Peterson vs. Northwestern, 2000

Team

Points ____ 97 vs. Michigan, 2016
 FG ____ 37 vs. Michigan, 2016
 FGA ____ 70 vs. Ohio State, 2015
 FG% ____ 60.7% vs. Michigan (37-61), 2016
 3pt. FG ____ 11 vs. Penn State, 2010
 3pt. FGA ____ 26 vs. Nebraska, 2013
 FT ____ 28 vs. Indiana, 2001
 FTA ____ 35 vs. Indiana, 2001
 FT% ____ 1.000 vs. Purdue (12-of-12), 1998
 ____ .955 vs. Penn State (21-of-22), 2010 * - 20 attempts
 Rebounds ____ 52 vs. Northwestern, 2003
 Assists ____ 28 vs. Michigan, 2016
 Blocks ____ 12 vs. Michigan, 2016
 Steals ____ 15 vs. Illinois, 1997

WNIT

Team

Points ____ 95 vs. Missouri State, 2017
 FG ____ 38 vs. Missouri State, 2017
 FGA ____ 68 vs. Saint Louis, 2003
 FG% ____ 62.3% vs. Missouri State, 2017
 3pt. FG ____ 9 at SMS, 2005
 ____ 9 vs. Colorado, 2017
 3pt. FGA ____ 25 vs. Colorado, 2017
 FT ____ 19 vs. Saint Louis, 2003
 FTA ____ 29 vs. Washington State
 FT% ____ 88.2% vs. Marquette (15-of-17), 2003
 Rebounds ____ 57 vs. Saint Louis, 2003
 Assists ____ 26 at SMS, 2005
 Blocks ____ 9 vs. South Dakota, 2017
 Steals ____ 12 vs. Creighton, 2005

Individual

Points ____ **33, Megan Gustafson vs. South Dakota, 2017**
 FG ____ **15, Megan Gustafson vs. South Dakota, 2017**
 FGA ____ 19, Crystal Smith vs. Arkansas State, 2005
 ____ 19, Jamie Cavey at SMS, 2005
 3pt. FG ____ 5, Alexa Kastanek vs. Colorado, 2017
 3pt. FGA ____ 9, Alexa Kastanek vs. Colorado, 2017
 FT ____ 11, Ally Disterhoft vs. Washington State, 2017
 FTA ____ 14, Ally Disterhoft vs. Washington State, 2017
 Rebounds ____ 15, Megan Gustafson vs. Washington State, 2017
 Assists ____ 8, Johanna Solverson, at SMS, 2005
 ____ 8, Kathleen Doyle vs. Washington State, 2017
 Blocks ____ 4, Jennie Lillis vs. Marquette, 2003
 Steals ____ 5, Crystal Smith vs Creighton, 2005



INDIVIDUAL

Scoring

Table with 4 columns: Player, Pts., Avg., Year. Lists top 10 scorers including Megan Gustafson (823 pts).

Rebounding

Table with 4 columns: Player, Reb., Avg., Year. Lists top 10 rebounders including Megan Gustafson (411 reb).

Assists

Table with 4 columns: Player, Ast., Avg., Year. Lists top 11 assisters including Samantha Logic (276 ast).

Steals

Table with 4 columns: Player, Steals, Avg., Year. Lists top 9 stealers including Laurie Aaron (122 steals).

FG Percentage

Table with 4 columns: Player, FG-FGA, Pct., Year. Lists top 10 FG percentage players including Megan Gustafson (320-477).

3-PT FG Percentage

Table with 4 columns: Player, 3PT-3PTA, Pct., Year. Lists top 10 3-point FG percentage players including Franthea Price (28-46).

FT Percentage

Table with 4 columns: Player, FT-FTA, Pct., Year. Lists top 10 FT percentage players including Jaime Printy (135-146).

TEAM

Scoring

Table with 4 columns: Year, Pts., Avg. Lists top 10 scoring years including 2017-18 (2518 pts).

Rebounding

Table with 4 columns: Year, Reb., Avg. Lists top 10 rebounding years including 2017-18 (1351 reb).

Assists

Table with 4 columns: Year, Ast., Avg. Lists top 10 assist years including 2017-18 (686 ast).

Steals

Table with 4 columns: Year, Steals, Avg. Lists top 10 steal years including 1988-89 (414 steals).

3-PT FG Percentage

Table with 4 columns: Year, 3PT-3PTA, Pct. Lists top 10 3-point FG percentage years including 2006-07 (157-391).

FG Percentage

Table with 4 columns: Year, FG-FGA, Pct. Lists top 10 FG percentage years including 2017-18 (940-1923).

FT Percentage

Table with 4 columns: Year, FT-FTA, Pct. Lists top 10 FT percentage years including 2017-18 (464-602).



| Year | Coach | Overall Games | | | Off. Def. | | Big Ten Games | |
|---------------|--------------------|----------------|----------------|----------------|-----------|------|----------------|--------|
| | | W-L | Home | Away | Avg. | Avg. | W-L | Finish |
| 1974-75 | Lark Birdsong | 5-16 | 1-3 | 4-13 | 49.9 | --- | | |
| 1975-76 | Lark Birdsong | 9-18 | 3-7 | 6-11 | 55.2 | --- | | |
| 1976-77 | Lark Birdsong | 10-11 | 3-5 | 7-6 | 66.0 | --- | | |
| 1977-78 | Lark Birdsong | 8-15 | 3-4 | 5-11 | 70.9 | --- | | |
| 1978-79 | Lark Birdsong | 18-11 | 7-2 | 11-9 | 76.5 | --- | | |
| 1979-80 | Judy McMullen | 15-14 | 5-5 | 10-9 | 68.5 | --- | | |
| 1980-81 | Judy McMullen | 8-17 | 4-4 | 4-13 | 72.6 | 77.8 | | |
| 1981-82 | Judy McMullen | 8-17 | 3-6 | 5-11 | 62.4 | 72.7 | | |
| 1982-83 | Judy McMullen | 7-20 | 6-7 | 1-13 | 62.7 | 70.9 | 2-16 | T-9th |
| 1983-84 | C. Vivian Stringer | 17-10 | 10-2 | 7-8 | 65.8 | 58.8 | 11-7 | T-3rd |
| 1984-85 | C. Vivian Stringer | 20-8 | 11-1 | 9-7 | 64.2 | 55.4 | 14-4 | 2nd |
| 1985-86 | C. Vivian Stringer | 22-7 | 14-1 | 8-6 | 66.7 | 57.0 | 15-3 | 2nd |
| 1986-87 | C. Vivian Stringer | 26-5 | 14-1 | 12-4 | 71.1 | 56.9 | 17-1 | T-1st |
| 1987-88 | C. Vivian Stringer | 29-2 | 14-0 | 15-2 | 77.6 | 57.6 | 17-1 | 1st |
| 1988-89 | C. Vivian Stringer | 27-5 | 14-0 | 12-5 | 75.3 | 59.8 | 16-2 | T-1st |
| 1989-90 | C. Vivian Stringer | 23-6 | 11-3 | 12-3 | 76.2 | 57.9 | 15-3 | T-1st |
| 1990-91 | C. Vivian Stringer | 21-9 | 11-2 | 10-7 | 67.8 | 59.2 | 13-5 | T-2nd |
| 1991-92 | C. Vivian Stringer | 25-4 | 13-1 | 12-3 | 70.7 | 58.0 | 16-2 | 1st |
| 1992-93 | C. Vivian Stringer | 27-4 | 15-0 | 12-4 | 72.8 | 54.3 | 16-2 | T-1st |
| 1993-94 | C. Vivian Stringer | 21-7 | 11-2 | 10-5 | 63.9 | 57.8 | 13-5 | 3rd |
| 1994-95 | C. Vivian Stringer | 11-17 | 6-5 | 5-12 | 58.7 | 58.6 | 6-10 | 9th |
| 1995-96 | Angie Lee | 27-4 | 14-0 | 9-4 | 69.4 | 59.4 | 15-1 | 1st |
| 1996-97 | Angie Lee | 18-12 | 6-5 | 12-7 | 67.3 | 59.9 | 9-7 | T-4th |
| 1997-98 | Angie Lee | 18-11 | 10-3 | 8-8 | 68.5 | 65.1 | 13-3 | 1st |
| 1998-99 | Angie Lee | 12-15 | 7-6 | 5-9 | 70.4 | 72.4 | 7-9 | 8th |
| 1999-00 | Angie Lee | 9-18 | 7-6 | 2-12 | 67.3 | 70.7 | 6-10 | 7th |
| 2000-01 | Lisa Bluder | 21-10 | 12-2 | 9-8 | 76.7 | 69.6 | 12-4 | T-2nd |
| 2001-02 | Lisa Bluder | 18-11 | 9-4 | 9-7 | 76.2 | 70.1 | 10-6 | 4th |
| 2002-03 | Lisa Bluder | 18-15 | 12-5 | 6-10 | 72.0 | 71.0 | 6-10 | 7th |
| 2003-04 | Lisa Bluder | 16-13 | 7-6 | 9-7 | 73.4 | 73.4 | 10-6 | T-4th |
| 2004-05 | Lisa Bluder | 23-10 | 11-4 | 12-6 | 69.8 | 64.4 | 8-8 | 6th |
| 2005-06 | Lisa Bluder | 17-12 | 11-3 | 5-6 | 72.3 | 66.0 | 10-6 | 5th |
| 2006-07 | Lisa Bluder | 14-16 | 7-8 | 7-8 | 67.8 | 71.7 | 6-10 | T-8th |
| 2007-08 | Lisa Bluder | 21-11 | 13-3 | 6-5 | 65.7 | 60.2 | 13-5 | T-1st |
| 2008-09 | Lisa Bluder | 21-11 | 13-2 | 6-6 | 68.0 | 63.9 | 13-5 | T-2nd |
| 2009-10 | Lisa Bluder | 20-14 | 12-4 | 4-8 | 69.4 | 66.9 | 10-8 | T-3rd |
| 2010-11 | Lisa Bluder | 22-9 | 12-2 | 10-7 | 71.0 | 63.9 | 10-6 | T-3rd |
| 2011-12 | Lisa Bluder | 19-12 | 13-2 | 5-7 | 71.4 | 65.9 | 11-5 | T-2nd |
| 2012-13 | Lisa Bluder | 21-13 | 12-6 | 6-6 | 67.5 | 62.4 | 8-8 | 7th |
| 2013-14 | Lisa Bluder | 27-9 | 14-4 | 7-4 | 78.2 | 69.3 | 11-5 | T-4th |
| 2014-15 | Lisa Bluder | 26-8 | 18-0 | 6-5 | 79.5 | 72.6 | 14-4 | 2nd |
| 2015-16 | Lisa Bluder | 19-14 | 11-5 | 5-7 | 73.2 | 71.3 | 8-10 | 9th |
| 2016-17 | Lisa Bluder | 20-14 | 17-4 | 2-8 | 76.1 | 68.8 | 8-8 | T-8th |
| 2017-18 | Lisa Bluder | 24-8 | 13-3 | 7-3 | 78.7 | 68.9 | 11-5 | T-3rd |
| Totals | | 784-485 | 427-145 | 327-317 | | | 389-205 | |

| Coach | Overall | Conference |
|----------------------------|----------------|----------------|
| Lark Birdsong (74-79) | 50-71 (.413) | --- |
| Judy McMullen (79-83) | 38-68 (.359) | 2-16 (.111) |
| C. Vivian Stringer (83-95) | 269-84 (.762) | 169-45 (.790) |
| Angie Lee (95-00) | 84-60 (.583) | 50-30 (.625) |
| Lisa Bluder (00-present) | 367-210 (.636) | 179-119 (.601) |



1974-75 (5-16 - Lark Birdsong)

Table with columns: Date, Opponent, W-L, Score. Rows include matches against Drake, William Penn, Grandview.

Big Ten Championship

Table with columns: Date, Opponent, W-L, Score. Rows include matches against Indiana, Minnesota, Illinois, Wisconsin, Northern Illinois, Mt. Mercy, Wartburg, Iowa Wesleyan, Western Illinois, William Penn, Cornell, Iowa State, Northern Iowa.

IAIAW District Championship

Table with columns: Date, Opponent, W-L, Score. Rows include matches against William Penn, Iowa Wesleyan, Mt. Mercy, Coe, Marycrest.

1975-76 (9-18 - Lark Birdsong)

Table with columns: Date, Opponent, W-L, Score. Rows include matches against Mt. Mercy, Drake, Upper Iowa, Coe, Iowa State, Central Missouri, Grandview, Central, Mt. Mercy, Graceland, Central, UW - Platteville, Coe, Illinois State, Clarke College, Luther, Northern Illinois, William Penn.

Big Ten Championship

Table with columns: Date, Opponent, W-L, Score. Rows include matches against Illinois, Michigan State, Purdue.

IAIAW District Championship

Table with columns: Date, Opponent, W-L, Score. Rows include matches against St. Ambrose, Mt. Mercy, Coe, Iowa Wesleyan, Mt. Mercy, Drake.

1976-77 (10-11 - Lark Birdsong)

Table with columns: Date, Opponent, W-L, Score. Rows include matches against Marshalltown CC, Upper Iowa, St. Ambrose, Central, Drake, Iowa Wesleyan, Indian Hills CC, Illinois, Mt. Mercy, UW - Platteville, Simpson, William Penn, N. Iowa CC, Iowa State, Luther.

Big Ten Championships

Table with columns: Date, Opponent, W-L, Score. Rows include matches against Illinois, Purdue.

IAIAW State Championship

Table with columns: Date, Opponent, W-L, Score. Rows include matches against Indian Hills CC, Drake, Luther, Iowa State.

1977-78 (8-15 - Lark Birdsong)

Table with columns: Date, Opponent, W-L, Score. Rows include matches against Simpson, Drake, Luther, Grandview, Central, Iowa State, Iowa Wesleyan, William Penn.

Jennies Classic (Warrensburg, MO)

Table with columns: Date, Opponent, W-L, Score. Rows include matches against Central Missouri, vs. Nebraska, vs. South Dakota State, Iowa Wesleyan, Illinois, Northern Iowa, Central, Northern Illinois, Mt. Mercy.

Big Ten Championship

Table with columns: Date, Opponent, W-L, Score. Rows include matches against Purdue, William Penn, Minnesota.

IAIAW State Championship

Table with columns: Date, Opponent, W-L, Score. Rows include matches against Iowa State, Drake, Iowa State.

1978-79 (18-11 - Lark Birdsong)

Table with columns: Date, Opponent, W-L, Score. Rows include matches against Simpson, William Penn.

William Woods Tournament (Fulton, MO)

Table with columns: Date, Opponent, W-L, Score. Rows include matches against Missouri Southern, Western Illinois, William Woods, Northern Iowa, Wisconsin, Iowa State, Central College, Drake, Nebraska-Omaha, Minnesota, Central Missouri, Kansas State, Northeast Missouri, Illinois State, Illinois, Mt. Mercy, Northern Iowa, Drake, Minnesota, St. Ambrose.

Big Ten Championship

Table with columns: Date, Opponent, W-L, Score. Rows include matches against Michigan, Minnesota, Iowa State, Northwest Missouri, Grandview.

IAIAW State Championship

Table with columns: Date, Opponent, W-L, Score. Rows include matches against Iowa State, Drake.

1979-80 (15-14 - Judy McMullen)

Table with columns: Date, Opponent, W-L, Score. Rows include matches against Delta State, Western Illinois, William Penn, Central Missouri, Wisconsin, Grandview, Drake, Iowa State, Nebraska, Brigham Young, Washington State, Utah, Illinois, Colorado State, Texas Women's, Texas, DePaul, Iowa State, South Dakota, Drake.

Big Ten Championship

Table with columns: Date, Opponent, W-L, Score. Rows include matches against Ohio State, Northwestern, Michigan State, Minnesota, Northwest Missouri, Minnesota.

IAIAW Sub-Regional Championship

Table with columns: Date, Opponent, W-L, Score. Row includes match against Northwest Missouri.

Northern Lights Invitational (Anchorage, AK)

Table with columns: Date, Opponent, W-L, Score. Rows include matches against Wyoming, Alaska.

1980-81 (8-17 - Judy McMullen)

Table with columns: Date, Opponent, W-L, Score. Rows include matches against Texas, Wisconsin, South Dakota, Minnesota, William Penn, Iowa State.

New Mexico State Invitational (Las Cruces, NM)

Table with columns: Date, Opponent, W-L, Score. Rows include matches against Portland State, Wichita State, New Mexico State, Utah, DePaul, Drake, Illinois.

Lady Griz Insurance Classic (Missoula, MT)

Table with columns: Date, Opponent, W-L, Score. Rows include matches against Montana, Brigham Young, Grand View, South Dakota, Iowa State, Western Illinois, Northwest Missouri, Minnesota, Drake.

Big Ten Championship

Table with columns: Date, Opponent, W-L, Score. Rows include matches against Wisconsin, UIC, Northwestern.

1981-82 (8-17 - Judy McMullen)

Table with columns: Date, Opponent, W-L, Score. Rows include matches against Minnesota, vs. Pacific, vs. Biola, Cal-Poly.



1988-89 (27-5, 16-2 - C. Vivian Stringer)

Table with columns: Date, Opponent, W-L, Score. Includes Hawaii Wahine Classic, Kansas Dial Soap Classic, Amana-Hawkeye Classic, Burger King/Pepsi Classic, and NCAA Championships.

1989-90 (23-6, 15-3 - C. Vivian Stringer)

Table with columns: Date, Opponent, W-L, Score. Includes Amana-Hawkeye Classic, Louisiana Tech Dial Soap Classic, Hilton Head Island Super Shootout, and NCAA Championships.

1990-91 (21-9, 13-5 - C. Vivian Stringer)

Table with columns: Date, Opponent, W-L, Score. Includes Amana-Hawkeye Classic, Big Ten - SEC Challenge, and NCAA Championships.

1991-92 (25-4, 16-2 - C. Vivian Stringer)

Table with columns: Date, Opponent, W-L, Score. Includes Amana-Hawkeye Classic, Mid-America Classic, SEC-Big Ten Challenge, and NCAA Championships.

1992-93 (27-4, 16-2 - C. Vivian Stringer)

Table with columns: Date, Opponent, W-L, Score. Includes Amana-Hawkeye Classic, FIU Sun and Fun Classic, and NCAA Championships.

1993-94 (21-7, 13-5 - C. Vivian Stringer)

Table with columns: Date, Opponent, W-L, Score. Includes Prairie Lights Hawkeye Classic, USC Christmas Tournament, and NCAA Championships.



Table with columns: Date, Opponent, W-L, Score. Rows include games at Mount St. Mary's, George Washington, #18 Missouri State, Colorado, Drake, Northwestern, Wisconsin, #8 Purdue, Michigan, Wisconsin, Ohio State, #13 Penn State, Northwestern, Michigan State, Indiana, #5 Purdue, Minnesota, Michigan, Ohio State, Michigan State, Illinois.

Big Ten Tournament (Grand Rapids, MI)

Table with columns: Date, Opponent, W-L, Score. Rows include games vs. Indiana, Illinois, #7 Purdue.

NCAA Championships - First Round (Salt Lake City, UT)

Table with columns: Date, Opponent, W-L, Score. Row: 3/17 vs. Oregon.

NCAA Championships - Second Round (Salt Lake City, UT)

Table with columns: Date, Opponent, W-L, Score. Row: 3/19 at #17 Utah.

2001-02

(18-11, 10-6 - Lisa Bluder)

Table with columns: Date, Opponent, W-L, Score. Rows include Great Alaska Shootout (Anchorage, AK).

Table with columns: Date, Opponent, W-L, Score. Rows include games vs. Gonzaga, Marquette, Drake, Missouri State, Denver, Colorado.

Gazette Hawkeye Challenge (Iowa City)

Table with columns: Date, Opponent, W-L, Score. Rows include games vs. Texas-Pan American, Kent State, Iowa State, Creighton, Northwestern, Ohio State, #9 Purdue, Northwestern, Indiana, Ohio State, Michigan State, #11 Purdue, Michigan, #24 Minnesota, #16 Wisconsin, Penn State, Michigan, Michigan State, Illinois.

Big Ten Tournament (Indianapolis, IN)

Table with columns: Date, Opponent, W-L, Score. Row: 3/1 vs. Indiana.

NCAA Championships - First Round (Storrs, CT)

Table with columns: Date, Opponent, W-L, Score. Row: 3/16 vs. Virginia.

NCAA Championships - Second Round (Storrs, CT)

Table with columns: Date, Opponent, W-L, Score. Row: 3/18 Connecticut.

2002-03

(18-15, 6-10 - Lisa Bluder)

Table with columns: Date, Opponent, W-L, Score. Rows include KCRG TV-9 Hawkeye Challenge (Iowa City).

Table with columns: Date, Opponent, W-L, Score. Rows include games vs. IUPUI, Charlotte, Northern Iowa.

LMU Thanksgiving Classic (Los Angeles, CA)

Table with columns: Date, Opponent, W-L, Score. Rows include games vs. NC State, South Alabama.

Table with columns: Date, Opponent, W-L, Score. Rows include games vs. Iowa State, Creighton, Denver, Drake, Missouri.

Big Ten/Big XII Challenge (Manhattan, KS)

Table with columns: Date, Opponent, W-L, Score. Rows include games at #4 Kansas State, #16 Penn State, #9 Minnesota, Northwestern, Wisconsin, #11 Purdue, Ohio State, Indiana, Illinois, Michigan, Illinois, Indiana, #12 Penn State, #16 Minnesota, Wisconsin, Michigan State, #12 Purdue.

Big Ten Tournament (Indianapolis, IN)

Table with columns: Date, Opponent, W-L, Score. Rows include games vs. Northwestern, #13 Minnesota, #12 Purdue.

WNIT - First Round (Iowa City)

Table with columns: Date, Opponent, W-L, Score. Row: 3/20 Saint Louis.

WNIT - Second Round (Iowa City)

Table with columns: Date, Opponent, W-L, Score. Row: 3/23 Marquette.

WNIT - Quarterfinals (Iowa City)

Table with columns: Date, Opponent, W-L, Score. Row: 3/25 Creighton.

2003-04

(16-13, 10-6 - Lisa Bluder)

Table with columns: Date, Opponent, W-L, Score. Rows include KCRG TV-9 Hawkeye Challenge (Iowa City).

Table with columns: Date, Opponent, W-L, Score. Rows include games vs. Butler, Houston.

FIU Thanksgiving Classic (Miami, FL)

Table with columns: Date, Opponent, W-L, Score. Rows include games vs. Saint Joseph's, Florida International, Iowa State, Marquette, Northern Iowa, Kansas State, Drake, Creighton, Missouri, Illinois, #8 Penn State, #6 Minnesota, Indiana, Wisconsin, Michigan, Northwestern, #18 Michigan State, Ohio State, #5 Purdue, Wisconsin, Indiana, #11 Minnesota, #7 Penn State, #4 Purdue, Illinois.

Big Ten Tournament (Indianapolis, IN)

Table with columns: Date, Opponent, W-L, Score. Row: 3/5 vs. #24 Michigan State.

NCAA Championships - First Round (Blacksburg, VA)

Table with columns: Date, Opponent, W-L, Score. Row: 3/21 at Virginia Tech.

2004-05

(23-10, 8-8 - Lisa Bluder)

Table with columns: Date, Opponent, W-L, Score.

KCRG-TV9 Hawkeye Challenge (Iowa City)

Table with columns: Date, Opponent, W-L, Score. Rows include games vs. Southern Illinois, Missouri.

Junkanoo Jam (Freeport, Bahamas)

Table with columns: Date, Opponent, W-L, Score. Rows include games vs. Florida, #21 Oklahoma, Iowa State, Northern Iowa, Marquette, Creighton, Drake, Western Illinois, UW-Milwaukee, Indiana, Illinois, Penn State, #6 Michigan State, #5 Ohio State, Northwestern, #23 Purdue, Michigan, #14 Minnesota, Wisconsin, Northwestern, #2 Ohio State, #9 Michigan State, Michigan, Illinois, Indiana.

Big Ten Tournament (Indianapolis, IN)

Table with columns: Date, Opponent, W-L, Score. Rows include games vs. Michigan, #23 Penn State.

WNIT - First Round (Iowa City)

Table with columns: Date, Opponent, W-L, Score. Row: 3/18 Creighton.

WNIT - Second Round (Lincoln, NE)

Table with columns: Date, Opponent, W-L, Score. Row: 3/21 at Nebraska.

WNIT - Quarterfinals (Cedar Rapids, IA)

Table with columns: Date, Opponent, W-L, Score. Row: 3/24 vs. Arkansas State.

WNIT - Semifinals (Springfield, MO)

Table with columns: Date, Opponent, W-L, Score. Row: 3/28 at SW Missouri State.

2005-06

(17-12, 10-6 - Lisa Bluder)

Table with columns: Date, Opponent, W-L, Score. Rows include games vs. UW-Milwaukee, Louisiana Tech.

Odwalla Classic (San Francisco, CA)

Table with columns: Date, Opponent, W-L, Score. Rows include games vs. #22 Oklahoma, Rider, UW-Green Bay.

KCRG-TV9 Hawkeye Challenge (Iowa City)

Table with columns: Date, Opponent, W-L, Score. Rows include games vs. Vermont, Rutgers, Iowa State, Drake, Northern Iowa, Creighton, Indiana, Illinois, Michigan, #9 Michigan State, #8 Ohio State, Northwestern, Wisconsin, #12 Minnesota, Penn State, #8 Purdue, Northwestern, #7 Ohio State, #14 Michigan State, Michigan, Illinois, Indiana.

Big Ten Tournament (Indianapolis, IN)

Table with columns: Date, Opponent, W-L, Score. Row: 3/3 vs. #16 Michigan State.

NCAA Championships - First Round (Denver, CO)

Table with columns: Date, Opponent, W-L, Score. Row: 3/18 vs. #20 BYU.



2012-13 (21-13, 8-8 - Lisa Bluder)

Table with columns: Date, Opponent, W-L, Score. Rows include Preseason WNIT (Iowa City) and FIU Thanksgiving Classic (Miami, FL).

FIU Thanksgiving Classic (Miami, FL)

Table with columns: Date, Opponent, W-L, Score. Rows include matches at Florida International and vs. #12 West Virginia.

San Diego Surf 'N Slam Classic (San Diego, CA)

Table with columns: Date, Opponent, W-L, Score. Rows include matches vs. #20 Texas and at San Diego.

Table with columns: Date, Opponent, W-L, Score. Rows include matches vs. #24 Ohio State and at Michigan State.

Big Ten Tournament (Hoffman Estates, IL)

Table with columns: Date, Opponent, W-L, Score. Rows include matches vs. Northwestern and vs. #21 Nebraska.

NCAA Championships - First Round (Iowa City)

Table with columns: Date, Opponent, W-L, Score. Row: 3/24 Miami W 69-53

NCAA Championships - Second Round (Iowa City)

Table with columns: Date, Opponent, W-L, Score. Row: 3/26 #2 Notre Dame L 57-74

2013-14 (27-9, 11-5 - Lisa Bluder)

Table with columns: Date, Opponent, W-L, Score. Rows include Hawkeye Challenge (Iowa City) and Cancun Challenge (Cancun, Mexico).

Cancun Challenge (Cancun, Mexico)

Table with columns: Date, Opponent, W-L, Score. Rows include matches vs. USC, Boston College, and UNC-Wilmington.

Big Ten Tournament (Indianapolis, IN)

Table with columns: Date, Opponent, W-L, Score. Rows include matches vs. Illinois and vs. #16 Purdue.

NCAA Championships - First Round (Iowa City)

Table with columns: Date, Opponent, W-L, Score. Row: 3/23 Marist W 87-65

NCAA Championships - Second Round (Iowa City)

Table with columns: Date, Opponent, W-L, Score. Row: 3/25 #4 Louisville L 53-83

2014-15 (26-8, 14-4 - Lisa Bluder)

Table with columns: Date, Opponent, W-L, Score. Rows include matches vs. USC Upstate and Robert Morris.

Hawkeye Challenge (Iowa City)

Table with columns: Date, Opponent, W-L, Score. Rows include matches vs. Pepperdine and Dayton.

South Point Thanksgiving Shootout (Las Vegas, NV)

Table with columns: Date, Opponent, W-L, Score. Rows include matches vs. Arkansas and Gonzaga.

Big Ten/ACC Challenge (Louisville, KY)

Table with columns: Date, Opponent, W-L, Score. Rows include matches at #7 Louisville and vs. Colorado.

Table with columns: Date, Opponent, W-L, Score. Rows include matches at Drake and Penn State.

Table with columns: Date, Opponent, W-L, Score. Rows include matches at #16 Rutgers and at Illinois.

Big Ten Tournament (Hoffman Estates, IL)

Table with columns: Date, Opponent, W-L, Score. Rows include matches vs. #25 Nebraska and vs. Ohio State.

NCAA Championships - First Round (Iowa City)

Table with columns: Date, Opponent, W-L, Score. Row: 3/20 American W 75-67

NCAA Championships - Second Round (Iowa City)

Table with columns: Date, Opponent, W-L, Score. Row: 3/22 Miami W 88-70

NCAA Mideast Regional - Semifinal (Oklahoma City)

Table with columns: Date, Opponent, W-L, Score. Row: 3/27 vs. #5 Baylor L 66-81

2015-16 (19-14, 8-10 - Lisa Bluder)

Table with columns: Date, Opponent, W-L, Score. Rows include Hawkeye Challenge (Iowa City) and Lone Star Showcase (Austin, Texas).

Lone Star Showcase (Austin, Texas)

Table with columns: Date, Opponent, W-L, Score. Rows include matches vs. Wright State and #21 George Wash.

Big Ten/ACC Challenge (Charlottesville, VA)

Table with columns: Date, Opponent, W-L, Score. Rows include matches at Virginia and Robert Morris.

Table with columns: Date, Opponent, W-L, Score. Rows include matches vs. Penn State and at Purdue.

Big Ten Tournament (Indianapolis, IN)

Table with columns: Date, Opponent, W-L, Score. Rows include matches vs. Michigan and vs. #5 Maryland.

WNIT Tournament (Iowa City, IA)

Table with columns: Date, Opponent, W-L, Score. Row: 3/17 Ball State L 72-77

2016-17 (20-14, 8-8 - Lisa Bluder)

Table with columns: Date, Opponent, W-L, Score. Rows include matches vs. Oral Roberts and Hampton.

Hawkeye Challenge (Iowa City)

Table with columns: Date, Opponent, W-L, Score. Rows include matches vs. Massachusetts and South Dakota State.

Cancun Challenge (Cancun, Mexico)

Table with columns: Date, Opponent, W-L, Score. Rows include matches vs. #9 UCLA and James Madison.

Big Ten/ACC Challenge (Iowa City, Iowa)

Table with columns: Date, Opponent, W-L, Score. Rows include matches vs. #1 Notre Dame and Northern Iowa.

Table with columns: Date, Opponent, W-L, Score. Rows include matches at #13 Ohio State and Northwestern.

Big Ten Tournament (Indianapolis, IN)

Table with columns: Date, Opponent, W-L, Score. Row: 3/2 vs. Northwester L 73-78

WNIT Tournament (Iowa City, IA)

Table with columns: Date, Opponent, W-L, Score. Rows include matches vs. Missouri State and South Dakota.



2017-18

(24-8, 11-5 - Lisa Bluder)

Date Opponent W-L Score

Hawkeye Challenge (Iowa City)

11/10 ____ Quinnipiac ____ W ____ 83-67
 11/11 ____ Western Kentucky ____ W ____ 104-97 (ot)
 11/15 ____ Northern Illinois ____ W ____ 105-80
 11/19 ____ Western Michigan ____ W ____ 79-56

Puerto Rico Classic (Puerto Rico)

11/22 ____ Morgan State ____ W ____ 90-46
 11/23 ____ Charlotte ____ W ____ 77-64
 11/25 ____ Elon ____ W ____ 74-61

Big Ten/ACC Challenge (Iowa City)

11/29 ____ #13 Florida State ____ L ____ 93-94
 12/3 ____ Samford ____ W ____ 80-59
 12/6 ____ at Iowa State ____ W ____ 61-55
 12/9 ____ Arkansas-Pine Bluff ____ W ____ 85-45
 12/17 ____ at Northern Iowa ____ W ____ 71-47
 12/21 ____ Drake ____ W ____ 79-66
 12/28 ____ at Wisconsin ____ W ____ 56-45
 12/31 ____ vs. #19 Michigan ____ W ____ 82-72
 1/4 ____ at #13 Maryland ____ L ____ 64-80
 1/7 ____ at Illinois ____ W ____ 84-71
 1/13 ____ Purdue ____ L ____ 70-76
 1/16 ____ at Nebraska ____ L ____ 65-74
 1/21 ____ at Minnesota ____ L ____ 72-77
 1/25 ____ #14 Ohio State ____ W ____ 103-89
 1/28 ____ Nebraska ____ L ____ 74-92
 2/1 ____ at Michigan State ____ W ____ 71-68 (ot)
 2/4 ____ Minnesota ____ W ____ 92-84
 2/8 ____ Penn State ____ W ____ 80-76
 2/11 ____ at Northwestern ____ W ____ 70-61
 2/18 ____ Wisconsin ____ W ____ 88-61
 2/21 ____ at Rutgers ____ W ____ 77-67 (ot)
 2/24 ____ Indiana ____ W ____ 75-62

Big Ten Tournament (Indianapolis, IN)

3/1 ____ Northwestern ____ W ____ 55-45
 3/2 ____ Minnesota ____ L ____ 89-90

NCAA Championships - First Round (Los Angeles, CA)

3/17 ____ Creighton ____ L ____ 70-76



ALL-TIME LETTERWINNERS

| Name | Years | Hometown |
|------------------------|-------------------|---------------------------|
| Laurie Aaron | 89-93 | Detroit, MI |
| Katie Abrahamson | 88-90 | Cedar Rapids, IA |
| Kachine Alexander | 08-11 | Minneapolis, MN |
| Holly Andersen | 81-82 | Morton Grove, IL |
| Lisa Anderson | 80-84 | Oregon, WI |
| Robin Anderson | 80-85 | Brandt, SD |
| Jenna Armstrong | 01-05 | Stockton, MO |
| Wendy Ausdemore | 05-09 | Neola, IA |
| Cheryl Baker | 82-84 | Grinnell, KS |
| Lisa Becker | 83-87 | Cedar Rapids, IA |
| Sue Beckwith | 76-80 | Boone, IA |
| Mary Berdo | 96-97, 99-01 | Washington, IA |
| Shanda Berry | 85-89 | Oelwein, IA |
| Tricia Blair | 83-87 | McFarland, WI |
| Myesha Bledsoe | 1999 | Milwaukee, WI |
| Demetria Bright | 90-92 | Lexington, KY |
| Beatrice Bullock | 98-02 | Anchorage, AK |
| Christina Buttenham | 15-17 | Hamilton, Ontario, Canada |
| April Calhoun | 01-03 | New Hope, MN |
| Jamie Cavey | 01-05 | Mechanicsville, IA |
| Kelsey Cermak | 08-11 | Norwalk, IA |
| Robin Christian | 85-89 | Roxbury, MA |
| Megan Considine | 10-12 | Byron, IL |
| Karen Clayton | 92-96 | Raleigh, NC |
| Chase Coley | 15-18 | Minneapolis, MN |
| Cara Consuegra | 97-01 | Mt. Airy, MD |
| Tania Davis | 16-present | Grand Blanc, MI |
| Connie Davis | 80-84 | DeKalb, IL |
| Virgie Dillingham | 90-94 | Richmond, KY |
| Ally Disterhoft | 14-17 | Iowa City, IA |
| Melissa Dixon | 12-15 | Johnsburg, IL |
| Nadine Domond | 94-98 | Bridgeport, CT |
| Bethany Doolittle | 12-15 | Oakdale, MN |
| Kathleen Doyle | 16-present | LaGrange Park, IL |
| Hannah Draxten | 08-12 | Fergus Falls, MN |
| Pam DuBose | 83-85 | Detroit, MI |
| Michelle Edwards | 84-88 | Boston, MA |
| Simone Edwards | 93-97 | Kingston, Jamaica |
| Abby Emmert | 04-08 | Winterset, IA |
| Kristi Faulkner | 01-04 | Glen Ellyn, IL |
| Molly Finn | 78-81 | Columbus, OH |
| Toni Foster | 89-93 | Chicago, IL |
| Donna Freitag | 81-83 | Oregon, WI |
| Stacy Frese | 95-96 | Cedar Rapids, IA |
| Marva Fuller | 84-88 | Holly, MI |
| Angela Gallagher | 75-81 | Chillicothe, IL |
| Cyndi Gaulle | 78-81 | Burlington, IA |
| Julie Genzen | 81-83 | Bloomington, IL |
| Lindsay Geoffroy | 01-04 | Los Alamitos, CA |
| Jenee Graham | 04-08 | Bolingbrook, IL |
| Tiffany Gooden | 94-98 | Fort Wayne, IN |
| Connie Grauer | 82-86 | Cherokee, IA |
| Megan Gustafson | 16-present | Port Wing, WI |
| Felicia Hall | 87-91 | Shreveport, LA |
| Angela Hamblin | 95-98 | Gary, IN |
| JoAnn Hamlin | 08-10 | Douglass, KS |
| Andrea Harmon | 90-94 | Oklahoma City, OK |
| Kalli Hansen | 10-12 | Olin, IA |
| Cindy Haugejorde | 76-80 | Parkville, MN |
| Jane Heilskov | 79-81 | Hampton, IA |
| Amy Herrig | 95-99 | Dubuque, IA |
| Melinda Hippen | 80-82 | Parkersburg, IA |
| Kim Howard | 78-82 | Estherville, IA |
| Tia Jackson | 90-95 | Mardela Springs, MD |
| Patrice Jennings | 98-00 | Chicago, IL |
| Hillari Jennings | 99-00 | Manly, IA |
| Whitney Jennings | 15-16 | Logansport, IN |
| Cindy Johnson | 78-81 | Indianola, IA |
| Kristen Johnson | 82-86 | Rochester, MN |
| Morgan Johnson | 10-13 | Platte City, MO |
| Virginia Johnson | 12 | Iowa City, IA |
| Shante Jones | 08 | Carroll, OH |
| Morgan Kasperek | 02-06 | Hinsdale, IL |
| Alexa Kastanek | 14-17 | Lincoln, NE |
| Darleen Kendel | 81-82 | Barbeton, OH |
| Lynn Kennedy | 83-87 | Irvington, NJ |
| Ann Kildahl | 82-83 | Tomah, WI |
| Carmen Kinrade | 78-79 | Maquoketa, IA |
| Timicha Kirby | 94-95 | Lynwood, CA |
| Kari Knopf | 97-98 | Des Moines, IA |
| Susan Koering | 93-97 | Stanwood, IA |
| Kelly Krei | 08-11 | Iowa City, IA |
| Tagyn Larson | 16 | Sioux Falls, SD |
| Jollette Law | 86-90 | Florence, SC |
| Angie Lee | 80-84 | Paxton, IL |
| Angie Lewis | 83-85 | Largo, MD |
| Jennie Lillis | 00-04 | Urbandale, IA |
| Samantha Logic | 12-15 | Racine, WI |
| Lisa Long | 83-87 | Newark, NJ |
| Terri Lusignan | 78-82 | Park Ridge, IL |

| Name | Years | Hometown |
|---------------------------|-------------------|-------------------------|
| Gabby Machado | 10 | Pontiac, MI |
| Antonia Macklin | 91-95 | Boston, MA |
| Leah Magner | 98-02 | Palmer, AK |
| Cathy Marx | 90-94 | East Moline, IL |
| Jenni Mayer | 75-77 | Winthrop Harbor, IL |
| Maureen McAlpine | 82-86 | Rochester, MN |
| Becca McCann | 00-04 | Saginaw, MI |
| Erin McGrane | 77-80 | Dubuque, IA |
| Tammy McKay | 83-87 | McFarland, WI |
| Rena McMillon | 87-89 | Pompano Beach, FL |
| Lindsey Meder | 98-02 | Solon, IA |
| Makenzie Meyer | 17-present | Mason City, IA |
| Teresa Meyer | 75-79 | Overland Park, KS |
| Becky Moessner | 75-78 | Waterloo, IA |
| Carly Mohns | 15-18 | Brodhead, WI |
| Barb Mueller | 75-80 | Paullina, IA |
| Kim Nelson | 81-83 | Denison, IA |
| Trisha Nesbitt | 10-13 | Ames, IA |
| Jenny Noll | 93-97 | Muscatine, IA |
| Lindsey Nyenhuis | 05-09 | Grand Rapids, MI |
| Lynn Oberbillig | 75-78 | Northampton, MA |
| Amber O'Brien | 99-03 | Worthington, MN |
| Lori Offergeld | 77-81 | Chicago, IL |
| Amanda Ollinger | 17-present | Cedar Rapids, IA |
| Shannon Perry | 94-98 | Carson, CA |
| Kali Peschel | 13-16 | Sauk Centre, MN |
| Katharine Peters | 75-78 | Dubuque, IA |
| Randi Peterson | 97-01 | Cedar Falls, IA |
| Laura Podolak | 98-00 | Basalt, CO |
| Ebone Pope | 04-06 | Ottumwa, IA |
| Franthea Price | 86-90 | River Rouge, MI |
| Jaime Printy | 10-13 | Marion, IA |
| Cassandra Rahming | 88-92 | W. Palm Beach, FL |
| Jody Ratigan | 86-90 | Neola, IA |
| Erinn Reed | 93-94 | Saginaw, MI |
| Tiffany Reedy | 02-06 | Dysart, IA |
| Jackie Regel | 79-83 | Glen Ellyn, IL |
| Joni Rensvold | 78-80 | Cedar Falls, IA |
| Kathryn Reynolds | 12-15 | Cincinnati, OH |
| Lindsay Richards | 02-03 | Barrington, IL |
| Maureen Riopelle | 80-81 | Appleton, WI |
| Sue Roeder | 78-81 | Dubuque, IA |
| Jade Rogers | 11-12 | Cedar Rapids, IA |
| Kris Rogers | 76-82 | Iowa City, IA |
| Margie Rubow | 75-78 | Brighton, CO |
| Zion Sanders | 18-present | Evansville, IN |
| Stacy Schlapkohl | 04-08 | Durant, IA |
| Hailey Schneden | 14-17 | Davenport, IA |
| Jolynn Schneider | 84-88 | Grosse Pointe, MI |
| Tracy Schrupp | 99-03 | Gillette, WY |
| Stephanie Schueler | 87-91 | Sioux Falls, SD |
| Alexis Sevillian | 17-present | Goodrich, MI |
| Becky Shrigley | 88-92 | Nashua, NH |
| Laura Shawver | 75-79 | San Francisco, CA |
| Megan Skouby | 05-09 | Mentor, OH |
| Crystal Smith | 02-06 | Haughton, LA |
| Kristi Smith | 05-09 | Thornton, CO |
| Nicole Smith | 13-16 | Rockton, IL |
| Tangela Smith | 94-98 | Chicago, IL |
| Johanna Solverson | 02-05, 08 | Lake Zurich, IL |
| Hannah Stewart | 16-present | Minot, ND |
| Karen Swanson | 78-79 | Unavailable |
| LaTonya Tate | 88-92 | Detroit, MI |
| Jill Taylor | 88-90 | Ambler, PA |
| Theaira Taylor | 10-14 | St. Paul, MN |
| Kathy Thomas | 13 | Flint, MI |
| Molly Tideback | 90-93 | Waterloo, IA |
| Claire Till | 13-16 | Dubuque, IA |
| Kayla Timmerman | 13 | Wayzata, MN |
| DeDe Towle | 76-80 | Alburnett, IA |
| Necole Tunsil | 90-94 | St. Petersburg, FL |
| Paula Valino Ramos | 18-present | Ourense, Spain |
| Nicole VanderPol | 05-09 | Grundy Center, IA |
| Krista VandeVenter | 04-08 | Osseo, MN |
| Chinyere Vann | 96-97 | Brooklyn, NY |
| Shirley Vargason | 75-78 | St. Charles, IL |
| Polly Ven Horst | 76-92 | Dallas, TX |
| Amy Van Arkel | 98-00 | Cedar Falls, IA |
| Kamille Wahlin | 08-12 | Crookston, MN |
| Tracy Washington | 84-86 | Philadelphia, PA |
| Jerica Watson | 98-02 | Milwaukee, WI |
| Lorelei Watts | 87-89 | Rock Island, IL |
| Trisha Waugh | 88-91 | Jefferson, IA |
| Melinda Welter | 75-79 | Glen Ellyn, IL |
| Diana Williams | 75-80 | Chicago, IL |
| Pam Williams | 84-88 | Chicago, IL |
| Malikah Willis | 94-98 | Cleveland, OH |
| Diane Wilson | 76-81 | New London, IA |
| Kris Wistrom | 79-83 | Des Moines, IA |
| Arnedra Yarbrough | 91-95 | Racine, WI |
| Cheri Young | 79-82 | Muscatine, IA |



#1
Amber O'Brien
Alexa Kastanek
Tomí Taiwo

#2
Kristi Faulkner
Zoraa Quoie
Kamille Wahlin
Ally Disterhoft

#3
Myesha Bledsoe
Abby Emmert
Kalli Hansen
Claire Till
Makenzie Meyer

#4
Stacy Frese
Kadaiya Johns
Chase Coley

#5
Jerica Watson
April Calhoun
Alexis Sevillian

#10
Arnedá Yarbrough
Stephanie Schueler
Tracy Washington
Kris Rogers
Chinyere Vann
Kari Knopf
Lindsey Meder
Crystal Smith
Megan Gustafson

#11
Karen Clayton
Cassandra Rahming
Sue Roeder
Jenna Armstrong
Kristi Smith
Trisha Nesbitt
Tania Davis

#12
Laurie Aaron
Lorelei Watts
Tammy McKay
Maureen Riopelle
Sue Beckwith
Margie Rubow
Leah Magner
Jenna Armstrong
Morgan Johnson
Nadine Domond
Kim Nelson

#13
Kathy Thomas

#15
Whitney Jennings

#20
April Calhoun
Shante Jones
Felicia Hall
Lynn Kennedy
Lindsay Geoffroy
Shannon Perry
Virgie Dillingham
Patrice Jennings
Ebony Pope
Antonia Macklin
Angie Lewis
Lindsay Richards
Kelly Krei
Kate Martin

#21
Necole Tunsil
Robin Christian
Tricia Blair
Jenni Mayer
Cara Consuegra
Kachine Alexander
Melissa Dixon
Hannah Stewart

#22
Susan Koering
Becky Shrigley
Jolynn Schneider
Lisa Anderson
Joni Rensvold
Shirley Vargason
Mary Berdo
Kristi Faulkner
Kelsey Cermak
Samantha Logic
Kathleen Doyle

#23
Demetria Bright
Robin Anderson
Molly Finn
DeDe Towe
Mary Berdo
Amy Van Arkel
Theairra Taylor
Christina Buttenham
Logan Cook

#24
Angela Hamblin
Katie Abrahamson
Rena McMillon
Lisa Long
Angie Lee
Carmen Kinrade
Melinda Welter
Jeneé Graham
Jaime Printy
Tagyn Larson
Zion Sanders

#25
Franthea Price
Pam DuBose
Diana Williams
Kali Peschel
Monika Czinano

#30
Michelle Edwards
Angie Lee
Polly Ven Horst

#31
Malikah Willis
Andrea Harmon
Jill Taylor
Donna Freitag
Kris Wistrom
Terri Lusignan
Diane Wilson
Barb Mueller
Hannah Draxten
Paula Valino Ramos

#32
Natalie Chambers
Erinn Reed
LaTonya Tate
Pam Williams
Ann Kildahl
Kim Howard
Angela Gallagher
Jody Ratigan
Maureen McAlpine
Wendy Ausdemore
Jade Rogers

#33
Melinda Hippen
Jane Heilskov
Tia Jackson
Barb Muelle
Katharine Peters
Laura Podolak
Deb Remmerde
Kathryn Reynolds

#34
Simone Edwards
Molly Tideback
Jolette Law
Connie Grauer
Connie Davis
Cindy Johnson
Lori Offergeld
Becky Moessner
Johanna Solverson
Virginia Johnson
Carly Mohns

#35
Timicha Kirby
Kristen Johnson
Diane Wilson
Teresa Meyer
Bre Cera

#40
Melinda Hippen
Gail Hudash
Erin McGrane
Laura Shawver
Tracy Schrupp
Stacy Schlapkohl
Hailey Schneden

#41
Darlene Kandel
Terri Lusignan
Cheri Young
Karen Swanson
Lynn Oberbillig

#42
Tiffany Gooden
Cathy Marx
Shanda Berry
Julie Genzen
Diane Wilson
Jackie Regel
Cyndi Gaule
Tiffany Reedy

#43
Connie Davis
Cindy Haugejorde
Nicole VanderPol
Amanda Ollinger

#44
Trisha Waugh
Marva Fuller
Cheryl Baker
Beatrice Bullock
Megan Skouby

#45
Randi Peterson
Morgan Kasperek
JoAnn Hamlin
Nicole Smith

#50
Tangela Smith
Jennie Lillis
Lindsey Nyenhuis
Gabby Machado

#51
Lisa Becker
Krista VandeVenter
Bethany Doolittle

#52
Holly Andersen
Hilleri Jennings
Jamie Cavey

#54
Amy Herrig
Toni Foster
Becca McCann
Kayla Timmerman

#55
Jenny Noll

**1985 Amana****Hawkeye Classic**

Iowa 75, Bradley 39
Memphis State 68, NC State 58
NC State 82, Bradley 42 (3rd)
Iowa 77, Memphis State 56 (1st)

1986 Amana**Hawkeye Classic**

Tennessee 86, Providence 70
Iowa 70, Boston 48
Providence 74, Boston 60 (3rd)
Tennessee 74, Iowa 56 (1st)

1987 Amana**Hawkeye Classic**

Georgia 58, Southern Illinois 53
Iowa 85, Missouri 71
Southern Illinois 69, Missouri 51 (3rd)
Iowa 66, Georgia 56 (1st)

1988 Amana**Hawkeye Classic**

Iowa 73, Miami of Ohio 44
Wake Forest 79, Eastern Illinois 66
Eastern Illinois 63, Miami of Ohio 59 (3rd)
Iowa 78, Wake Forest 62 (1st)

1989 Amana**Hawkeye Classic**

Iowa 90, Howard 57
Connecticut 93, Penn State 84 (OT)
Penn State 107, Howard 69 (3rd)
Iowa 81, Connecticut 49 (1st)

1990 Amana**Hawkeye Classic**

Iowa 81, UCLA 52
LSU 74, Kansas 63
Kansas 76, UCLA 63 (3rd)
Iowa 73, LSU 65 (OT, 1st)

1991 Amana**Hawkeye Classic**

Washington 101, Northern Illinois 91 (2OT)
Iowa 97, Ohio 52
Northern Illinois 73, Ohio 63 (3rd)
Iowa 58, Washington 39 (1st)

1992 Amana**Hawkeye Classic**

Charlotte 57, Kentucky 54
Iowa 74, West Virginia 44
Kentucky 73, West Virginia 63 (3rd)
Iowa 60, UNC Charlotte 38 (1st)

1993 Prairie Lights**Hawkeye Classic**

Iowa 68, Laurentian 53
La. Tech 65, Butler 61
Butler 73, Laurentian 63 (3rd)
Iowa 70, La. Tech 66 (1st)

1994 Prairie Lights**Hawkeye Classic**

Southern Cal 87, Marquette 76
Iowa 60, James Madison 30
Marquette 81, James Madison 65 (3rd)
Iowa 65, Southern Cal 55 (1st)

1995 Prairie Lights**Hawkeye Classic**

UC Santa Barbara 68, Maryland 52
Iowa 64, Stephen F. Austin 58
Maryland 67, Stephen F. Austin 63 (3rd)
Iowa 68, UC Santa Barbara 57 (1st)

1996 - No Classic Held**1997 Prairie Lights****Hawkeye Classic**

Washington 75, Kansas 64
Iowa 56, CS Northridge 67
Kansas 79, CS Northridge 66 (3rd)
Washington 63, Iowa 62 (1st)

1998 Hawkeye Classic**(Only three teams)**

Missouri 80, Princeton 56
Iowa 59, Princeton 44
Iowa 75, Missouri 68 (1st)

1999 Gazette**Hawkeye Classic**

Iowa 92, Bradley 49
Syracuse 81, Chicago State 55
Bradley 77, Chicago State 42 (3rd)
Iowa 76, Syracuse 73 (1st)

2000 Gazette**Hawkeye Challenge**

Iowa 99, Western Illinois 54
Nevada-Reno 82, American 59
Western Illinois 72, American 66 (3rd)
Iowa 73, Nevada-Reno 59 (1st)

2001 Gazette**Hawkeye Challenge**

Kent State 74, UAB 59
Iowa 86, UTPA 38
UAB 102, UTPA 75 (3rd)
Iowa 76, Kent State 65 (1st)

2002 KCRG-TV9**Hawkeye Challenge**

Charlotte 61, Murray State 44
Iowa 84, IUPUI 75 (OT)
Murray State 70, IUPUI 66 (OT, 3rd)
Iowa 85, Charlotte 70 (1st)

2003 KCRG-TV9**Hawkeye Challenge**

Houston 66, Gonzaga 54
Iowa 83, Butler 60
Gonzaga 65, Butler 59 (3rd)
Houston 70, Iowa 64 (1st)

2004 KCRG-TV9**Hawkeye Challenge**

Missouri 68, Northern Illinois 61
Iowa 66, Southern Illinois 50
Northern Illinois 61, Southern Illinois 43 (3rd)
Iowa 75, Missouri 54 (1st)

2005 KCRG-TV9**Hawkeye Challenge**

Rutgers 76, San Jose State 64
Iowa 79, Vermont 57
Vermont 55, San Jose State 52 (3rd)
Rutgers 57, Iowa 51 (1st)

2006 KCRG-TV9**Hawkeye Challenge**

Iowa 93, Quinnipiac 77
Florida International 64, Florida A&M 50
Quinnipiac 64, Florida A&M 45 (3rd)
Iowa 72, Florida International 62 (1st)

2007 KCRG-TV9**Hawkeye Challenge**

Iowa 87, Northern Illinois 43
Wyoming 66, Saint Joseph's 64
Northern Illinois 90, Saint Joseph's 82 (3rd)
Wyoming 54, Iowa 50 (1st)

2008 KCRG-TV9**Hawkeye Challenge**

Iowa 83, Boston University 58
Providence 68, Portland 61 (OT)
Portland 74, Boston University 62 (3rd)
Iowa 64, Providence 46 (1st)

2009 KCRG-TV9**Hawkeye Challenge**

Illinois State 61, UCLA 55
Iowa 67, Santa Clara 51
UCLA 77, Santa Clara 51 (3rd)
Iowa 75, Illinois State 67 (1st)

2010 KCRG-TV9**Hawkeye Challenge**

Iowa 87, Northeastern 59
Central Michigan 78, Northern Colorado 74
Northeastern 61, Northern Colorado 53 (3rd)
Iowa 90, Central Michigan 79 (1st)

2011 KCRG-TV9**Hawkeye Challenge**

UNLV 62, Butler 39
Iowa 90, Harvard 81
Butler 69, Harvard 68 (3rd)
UNLV 69, Iowa 59 (1st)

2012 - No Classic Held**2013 Hawkeye Challenge**

Iowa 70, UC Riverside 56
Dayton 89, UC Riverside 54
Iowa 97, Dayton 93 (OT)

2014 Hawkeye Challenge

Dayton 78, UT Martin 47
Iowa 97, Pepperdine 68
Pepperdine 59, UT Martin 58 (3rd)
Iowa 90, Dayton 83 (1st)

2015 Hawkeye Challenge

Iowa 83, North Dakota 61
UT Martin 84, North Dakota
Iowa 62, UT Martin 56

2016 Hawkeye Challenge

Iowa 71, Massachusetts 90
South Dakota State 84, Montana 43
Massachusetts 59, Montana 58
South Dakota State 66, Iowa 64

2017 Hawkeye Challenge

Iowa 83, Quinnipiac 67
Western Kentucky 79, Missouri 76
Missouri 66, Quinnipiac 51
Iowa 104, Western Kentucky 97



The Hawkeye Visions Endowment Program: Hawkeye Visions is an on-going campaign, which seeks to build an endowment capable of covering the cost, via earnings, of UI student-athlete scholarships. The program currently includes over 200 scholarships ranging from fully endowed scholarships, partially endowed, in development or scholarships pledged via an estate gift. The following Visionary and Leadership Scholarships will be awarded for the 2018-19 academic year.

Visionary Level Scholarships

Beth and Bob Allsop Point Guard Scholarship
 John and Ruth Beckman Scholarships
 Ray Carlson Lineman Scholarship
 Mark Falb Quarterback Scholarship
 Bill and John Fenton Football Scholarship
 George C. and Nora Foerstner Memorial and Alex A. and JoAnn F. Meyer Football Scholarships
 Russ and Ann Gerdin Family Football Scholarships
 Russ and Ann Gerdin Family Men's Basketball Scholarships
 Russ and Ann Gerdin Family Women's Basketball Scholarship
 Russ and Ann Gerdin Family Wrestling Scholarship
 Russ and Ann Gerdin Family Athletic Scholarship
 Leonard A. and Marlene S. Hadley Center Football Scholarship
 Mike "Hammer" Hammond Football Scholarship Fund
 Robert G. and Annalee Jacoby Hockridge Wrestling Scholarship
 Jim and Rhonda Juhlin Men's Basketball Scholarship

Nile Kinnick Leadership Scholarship
 Mary Lee Hawkeye Spirit Scholarships
 Gus and Theo Mastrogany End Scholarship
 Robert W. and Jean C. Otilie Athletic Scholarships
 Ned and Reba Postels Family Men's Basketball Scholarship
 James Rohweder Baseball Second Baseman Scholarship
 James Rohweder Softball Second Baseman Scholarship
 Keith and Justine Schulte "6th-Man" Men's Basketball Scholarship
 John and Peg Slusher Softball Catcher Scholarship
 Roland and Esther Smith Men's Athletic Scholarships
 Roland and Esther Smith Women's Athletic Scholarships
 Arthur E. Stanley Football Scholarships
 Chris Street Memorial Men's Basketball Scholarship
 Dale L. Tieden Football Scholarships
 Henry B. and Patricia B. Tippie Athletic Scholarships
 Dr. Virginia M. Weimar Women's Basketball Scholarship
 Jim and Susan Woods Offensive Lineman Scholarship

Leadership Level Scholarships

Dr. C.F. "Larry" and Lois Barrett Football Scholarship
 Micheal and Patricia Beal Women's Basketball Scholarship
 P. Sue Beckwith, M.D., Women's Basketball Scholarship
 P. Sue Beckwith, M.D., Rowing Scholarship
 Warren and Harriet Berman Family Football Scholarship
 Warren and Harriet Berman Family Men's Basketball Scholarship
 Mike Boddicker Baseball Scholarship
 Lester Bookey Memorial Scholarship
 Patty and Tom Buroker Football Scholarship
 Tom and Lori Cardella Football Scholarship
 B. W. "Wayne" Carpenter Football Scholarship
 Carver Scholarship/Slater Award
 Gene and Jennie Clay Football Scholarship
 John and Mary Ann Colloton Men's Basketball Scholarship
 John and Mary Ann Colloton Football Scholarship
 John and Mary Ann Colloton Women's Basketball Scholarship
 John and Mary Ann Colloton Wrestling Scholarship
 Catherine Nacke Cooper Men's Basketball Scholarship
 Brad and Peggy Davis Golf Scholarship
 Tom and Shari Davis Men's Basketball Manager Scholarship
 Doran Family Gymnastics Scholarship
 C. W. "Bump" Elliott Football Scholarship
 Dr. Brent and Ellen Feller Men's Basketball Scholarship
 John Ferentz Memorial Football Scholarship
 Fitzgerald Family Women's Basketball Scholarship
 Hayden Fry Captain's Scholarship
 Eugene and Pat Gauron Women's Tennis Scholarship
 Al Grady Memorial Football Scholarship
 Carol Hauptert Football Scholarship
 Donald W. and Marilyn Heineking Baseball Scholarship
 Donald W. and Marilyn Heineking Football Scholarship
 Donald W. and Marilyn Heineking Men's Cross Country/Track Scholarship
 Donald W. and Marilyn Heineking Men's Basketball Manager's Scholarship
 Donald W. and Marilyn Heineking Softball Scholarship
 Donald W. and Marilyn Heineking Volleyball Scholarship
 Donald W. and Marilyn Heineking Women's Basketball Scholarship
 Donald W. and Marilyn Heineking Wrestling Scholarship
 Theo and Glenda Hitchens Football Scholarship
 Theo and Glenda Hitchens Men's Basketball Scholarship
 James Hoak Men's Golf Scholarship
 Iowa Style Wrestling Scholarship
 Richard O. Jacobson Football Scholarship
 Johnson County I-Club Football Scholarship
 Johnson County I-Club Wrestling Scholarship
 Bud and Georgia Johnson Women's Basketball Scholarship
 Bud and Georgia Johnson Volleyball Scholarship
 Nile Kinnick Memorial Scholarships
 Nile Kinnick Scholarship for Women
 Ron Kirchoff Men's Basketball Scholarship
 Don and Joyce Klimes Football Scholarship
 W. A. Krause Football Scholarship
 Gary Kurdelmeier Wrestling Scholarship
 Robert and Dorothy Lee Scholarship
 Michael and Chelle Lehman Volleyball Scholarship
 Jack and Ailene Liechty Men's Golf Scholarship
 Jack and Ailene Liechty Football Scholarship

Jack and Ailene Liechty Men's Basketball Scholarship
 Jack and Ailene Liechty Women's Basketball Scholarship
 Linn County I-Club Football Scholarship
 Brad and Anne Lohaus Men's Basketball Scholarship
 Paul Mason Memorial Scholarship
 Kirk and Diane Mellecker Family Men's Tennis Scholarship
 Bob and Jo Lynne Meskimen Family Football Scholarship
 Monday Morning Quarterback Club Football Scholarship
 Terry and Susan Mulligan Football Scholarship
 Terry and Susan Mulligan Men's Swimming Scholarship
 Bucky O'Connor Men's Basketball Scholarship
 Bucky O'Connor Men's Golf Scholarship
 Dennis and Donna Oldorf Athletic Scholarship
 Robert and Ruth Olson Football Scholarship
 Bob and Dorothy Otto Football Scholarship
 Dave Paulson Baseball Scholarship
 Whitey and Grace Piro Football Scholarship
 William and Kay Pitlik Wrestling Scholarship
 William and Kay Pitlik Football Scholarships
 William and Kay Pitlik Softball Scholarship
 William and Kay Pitlik Women's Basketball Scholarship
 William and Kay Pitlik Field Hockey Scholarship
 Polk County I-Club Football Scholarship
 Polk County I-Club Softball Scholarship
 Rigler Family Football Scholarship
 Bob Root Memorial Football Scholarship
 Stella Wolff Sanford Women's Scholarship
 Douglas D. Schnoebelen Women's Basketball Scholarship
 John and Dorothy Sill Wrestling Scholarship
 Val, Marilyn and Gary Skarda Family Baseball Scholarship
 Professor Ralph I. and Barbara G. Stephens Women's Basketball Scholarship
 Marshall Stewart Athletic Scholarship
 Dennis and Janice Oliver Strang Football Scholarship
 John Streif Men's Basketball Scholarship
 Ben Trickey Memorial Scholarship
 Raymond K. and Susan K. Vawter Football Scholarship
 W. David Ward Football Scholarship
 George Wine Sports Information Scholarship
 Earl and Edna Yoder Football Scholarship

The Hawkeye Visions Endowment Program: Investing in a Winning Future!

To make a gift or for more information about the Hawkeye Visions Endowment Program, please contact Director of Development Sloane Tyler at (319-467-3410), Sloane.Tyler@foriowa.org or (800) 648-6973. Please visit jointheclub.com for more information. The UI Center for Advancement is the preferred channel of support for private contributions to all areas of the University of Iowa.

Athletic Endowed Scholarship Gift Levels

Visionary Scholarship

\$400,000 example: The Jane Doe Women's Basketball Point Guard Scholarship

Leadership Scholarship

\$200,000 example: The Doe Family Women's Basketball Scholarship

Sustaining Scholarship

\$50,000 example: The John and Jane Doe Athletic Scholarship

*For a complete list of ALL named, endowed scholarships currently awarded, please visit www.jointheclub.com.



**Steve
Roe**



**James
Allan**



**Chris
Brewer**



**Darren
Miller**



**Brandee
Britt**



**Traci
Wagner**



**Matthew
Weitzel**



**Jack
Rossi**

Your hosts in Carver-Hawkeye Arena include UI Athletic Communications staff members Steve Roe, James Allan, Chris Brewer, Brandee Britt, Jack Rossi, Traci Wagner and Matthew Weitzel, along with Darren Miller, Director of Content, and Brian Ray, UI athletics photographer. The Athletic Communications staff also includes interns Ashlynn Bauer and Hannah Ossman, and student staff members Andrew Breitfelder, Seth Goodman, Rob McColaugh, Anne Riley, Shane Sturtz, Grace Tafolla, and Bailey Turner.

Roe was named Director of Athletic Communications in July, 2011, after serving as interim director for one year. He joined the Hawkeye staff in 1990 and was named associate director in 1997. The Iowa City native earned his bachelor's degree from Buena Vista University and his master's degree from Northeast Louisiana University. He is the author of "HAWKEYES FOR LIFE", published in 2007. Steve and his wife, Janet, have a daughter, Nike, and a son, James, two granddaughters, Teagan (13) and Lydia (5), and a grandson, Jack (8). Both Nike (law degree) and James (bachelor's degree) earned degrees from the University of Iowa.

Wagner is in her 20th year as an assistant after previously serving as a student assistant for four years and as an intern for two years. A native of Iowa Falls, Wagner earned her bachelor's degree in 1997 with a double major in journalism and communication studies. Traci and her husband, Jason, have a son, Nicholas, and a daughter, Sydney.

Weitzel was named associate director in July, 2012, after serving as assistant director since 1998. Weitzel graduated from the University of Iowa in 1997 with a bachelor's degree in journalism and mass communication, with an emphasis in business. The native of Mundelein, Illinois, was a student in the sports information office for three years. Weitzel and his wife Carrie live in Iowa City.

Brewer was named associate director in 2016 after serving as an assistant director since 2009. He was named Division I Wrestling Sports Information Director of the Year by the National Wrestling Media Association (NWMA) in 2016. In 2004, the Iowa City native earned his English degree from the University of Iowa and served as a graduate assistant with the Detroit Lions media relations department. He and his wife, Brooke, have a daughter, Elyse, and a son, Del.

Miller was named director of athletic content in 2016 after serving as director of new media in the University of Iowa athletics department for 10 years. Prior to that, Miller spent nearly 20 years working in the newspaper and sports information professions. He is a 1984 graduate of Tipton (Iowa) High School and a 1988 graduate of Wartburg College, majoring in communication arts (journalism/public relations). Miller and his wife, Ann, have four children: Ashley, Melissa, Brittney and Kyle, and one grandson, Ryker.

Allan was named associate director of content in 2016 following seven years as a full-time assistant. It is Allan's second stint in the office, as he served as a student assistant from 2000-04. Allan returned to Iowa City after serving as the sports information director at the University of Missouri-Kansas City from 2005-10, and as the athletics media relations intern at Texas Christian University in 2004-05. The Hampton, Iowa, native earned his bachelor's degree in journalism from the University of Iowa in May, 2004. He and his wife, Mary Ann, have four children, Jonathan, Will, Eleanor, and Olivia.

Britt became a fulltime member of the Iowa staff in 2015. She served as a student assistant in the Athletic Communications office during her four years as an undergraduate. Britt, a native of Plano, Illinois, earned her bachelor's degree from Iowa in journalism and sports studies in 2015.

Ray joined the UI athletics department in December, 2013, as the athletics department photographer. Ray previously was the Iowa City chief photographer and senior visual journalist for the Cedar Rapids Gazette and is a Davenport, Iowa native. Ray earned a bachelor's degree from Iowa in journalism and psychology in 2002. Brian and his wife, Joanna, have a son, Boston, and a daughter, Joslynn.

Rossi joined the staff as a fulltime member in June. He served as a student assistant in the Athletic Communications office as an undergraduate and has been an intern the past two years. Rossi is a native of Gurnee, Illinois, and earned his bachelor's degree from Iowa in Journalism in 2016.



#1
Tomi Taiwo
Freshman
Guard



#3
Makenzie Meyer
Junior
Guard



#5
Alexis Sevillian
RS-Sophomore
Guard



#10
Megan Gustafson
Senior
Center



#11
Tania Davis
Senior
Guard



#20
Kate Martin
Freshman
Guard



#21
Hannah Stewart
Senior
Forward



#22
Kathleen Doyle
Junior
Guard



#23
Logan Cook
Freshman
Forward



#24
Zion Sanders
Sophomore
Guard



#25
Monika Czinano
Freshman
Forward/Center



#31
Paula Valino Ramos
Sophomore
Forward/Center



#43
Amanda Ollinger
Junior
Forward



Lisa Bluder
Head Coach



Jan Jensen
Associate
Head Coach



Jenni Fitzgerald
Associate
Head Coach



Raina Harmon
Assistant Coach



Abby Stamp
Director of
Player Development



Kathryn Reynolds
Director of
Basketball
Operations



Ryan Gruebel
Video Coordinator

Just Do It. 



NIKE.COM

IOWATM

Tradition

25 NCAA Tournament appearances


11 Big Ten Titles **6** Sweet Sixteens

3 Elite Eights **1993** NCAA Final Four

19 All-Americans

97 All-Big Ten honorees  

123 Academic All-Big Ten honorees



FIGHT FOR HAWKEYE™



Nov. 6
Nov. 9
 Nov. 13
Nov. 17
 Nov. 23-24
 Nov. 23
 Nov. 24
 Nov. 29
Dec. 2
Dec. 5
Dec. 8
Dec. 16
 Dec. 21
 Dec. 30
Jan. 3
Jan. 7

Dakota Wesleyan (exhibition)
Oral Roberts
 Western Kentucky
North Carolina Central
JUNKANOO JAM
 West Virginia
 Florida State/Eastern Kentucky
 Notre Dame
Robert Morris
Iowa State
IUPUI
Northern Iowa
 Drake
 Michigan State
Nebraska
Wisconsin

7 p.m.
 7 p.m.
 TBA
 TBA
 4:15 p.m.
 TBA
 6 p.m. (ESPN2)
 2 p.m.
 7 p.m.
 2 p.m.
 2 p.m.
 2 p.m.
 6 p.m.
 12 p.m. (ESPN2)
 7 p.m.
 7 p.m.

Jan. 10
 Jan. 14
Jan. 17
 Jan. 20
Jan. 23
Jan. 27
 Jan. 31
 Feb. 3
Feb. 7
 Feb. 10
Feb. 14
Feb. 17
 Feb. 21
 Feb. 25
March 3

Purdue
 Minnesota
Michigan
 Illinois
Rutgers
Purdue
 Michigan
 Penn State
Michigan State
 Ohio State
Illinois
Maryland
 Indiana
 Nebraska
Northwestern

7 p.m. (BTN)
 6 p.m. (ESPN2)
 7 p.m. (BTN)
 2 p.m.
 7 p.m.
 2 p.m.
 5 p.m. (BTN)
 1 p.m.
 8 p.m. (BTN)
 3 p.m. (BTN)
 7 p.m.
 12 p.m. (ESPN2)
 7 p.m. (BTN)
 7:30 p.m. (BTN)
 TBA

