

2011-12 IOWA HAWKEYE BASKETBALL GAME NOTES



3 Final Fours
8 Big Ten Championships
2 Big Ten Tournament Titles

GAME 6 // IPFW (3-0) vs. IOWA (3-2)
Saturday, Nov. 26, 2011 • 12:07 p.m.
Iowa City, Iowa • Mediacom Court at Carver-Hawkeye Arena (15,500)
Radio: Hawkeye Radio Network
Radio Talent: Gary Dolphin (pxp), Bob Hansen (analyst)
TV: Mediacom/BTN2Go/BTN.com
TV Talent: Rob Brooks and Mac MacCausland
Live Stats / Audio: hawkeyesports.com

Iowa Athletic Communications

5300 Carver-Hawkeye Arena, Iowa City, IA 52242
 Phone: 319-335-9411 • Fax: 319-335-9417
hawkeyesports.com • hawkeyebasketball.com

MBB CONTACT: MATTHEW WEITZEL
office: 319-335-6590 • **cell:** 319-430-8176
email: matthew-weitzel@hawkeyesports.com
Twitter: @BigWeitz

2011-12 Schedule / Results

3-2 Overall, 0-0 Big Ten

| | | |
|----------------|--------------------|-------------------|
| Nov. 11 | Chicago State | W, 96-53 |
| Nov. 14 | North Carolina A&T | W, 95-79 |
| Nov. 17 | Northern Illinois | W, 88-55 |
| Nov. 20 | vs. Creighton # | L, 59-82 |
| Nov. 23 | Campbell | L, 61-77 |
| Nov. 26 | IPFW | 12:07 p.m. |
| Nov. 29 | Clemson \$ | 8:15 p.m. |
| Dec. 3 | Brown | 2 p.m. |
| Dec. 6 | at Northern Iowa | 7 p.m. |
| Dec. 9 | at Iowa State + | 7 p.m. |
| Dec. 17 | Drake | 7 p.m. |
| Dec. 19 | Central Arkansas | 7 p.m. |
| Dec. 22 | Boise State | 7:30 p.m. |
| Dec. 28 | Purdue | 8:30 p.m. |
| Dec. 31 | at Wisconsin | Noon |
| Jan. 4 | at Minnesota | 8 p.m. |
| Jan. 7 | Ohio State | 2 p.m. |
| Jan. 10 | at Michigan State | 6 p.m. |
| Jan. 14 | Michigan | Noon |
| Jan. 17 | at Purdue | 7 p.m. |
| Jan. 26 | Nebraska | 6 p.m. |
| Jan. 29 | at Indiana | 5 p.m. |
| Feb. 1 | Minnesota | 7:30 p.m. |
| Feb. 4 | Penn State | 2 p.m. |
| Feb. 9 | at Northwestern | 8 p.m. |
| Feb. 16 | at Penn State | 7 p.m. |
| Feb. 19 | Indiana | TBD |
| Feb. 23 | Wisconsin | 8 p.m. |
| Feb. 26 | at Illinois | 5 p.m. |
| Feb. 29 | at Nebraska | 8 p.m. |
| March 3 | Northwestern | 1:30 p.m. |

all times listed are central

-- Dale Howard Classic -- Des Moines, Iowa
 \$ -- Big Ten / ACC Challenge
 + -- Iowa Corn Cy-Hawk Series
 * -- Big Ten Tournament, Indianapolis, Ind.

Pronunciation Guide

Kirk Speraw..... SPEAR-awe
 Melsahn Basabe..... Bah-SAAB-ee
 Andrew Brommer..... BRAU-mur
 Josh Oglesby..... Oh-gulls-BEE
 Gabriel Olaseni..... Oh-lah-SEHN-ee

AP NR
 ESPN NR
 RPI N/A

IOWA HAWKEYES

2011-12 Record: 3-2
Big Ten Record: 0-0
Head Coach: Fran McCaffery
Career Record: 265-199 (16th year)
Iowa Record: 14-22 (2nd year)

STATISTICAL LEADERS
Points: Matt Gatens (15.8)
Rebounds: Aaron White (5.0)
Assists: Bryce Cartwright (4.4)
Steals: Matt Gatens (1.8)
Blocks: May/Basabe/Archie (0.4)

GAME INFORMATION

Date: Saturday, Nov. 26, 2011
Tip-off: 12:07 p.m.
Location: Iowa City, Iowa
Arena: Carver-Hawkeye Arena (15,500)
TV: Mediacom/BTN2Go/BTN.com
Radio: Hawkeye Radio Network
 WMT-AM 600 (Cedar Rapids)
 WHO-AM 1040 (Des Moines)
 KXIC-AM 800 (Iowa City)

SERIES

First Meeting

MULTIMEDIA

Audio / Live Stats: hawkeyesports.com
Live Video: video.BTN.com
Twitter Updates: @IowaHoops

AP NR
 ESPN NR
 RPI N/A

IPFW MASTODONS

2011-12 Record: 3-0
Summit League Record: 0-0
Head Coach: Tony Jasick
Career Record: 3-0 (1st year)
Campbell Record: 3-0 (1st year)

STATISTICAL LEADERS
Points: Darren White (20.0)
Rebounds: Eric Griffin (8.3)
Assists: Rico Ferguson (4.5)
Steals: Rico Ferguson (2.5)
Blocks: Eric Griffin (2.8)

Saturday Afternoon Quick Hits

- Saturday will be the first ever meeting between the two schools.
- Tickets can be purchased at the door for \$12 for adults and \$5 for UI students and youths.
- Saturday is the first of four trading card nights. Fans can get the first installment of trading cards when they enter Carver-Hawkeye Arena.
- Iowa is 5-0 when scoring 80 points or more under McCaffery the last two seasons. Furthermore, the Hawkeyes are 10-0 when holding opponents to fewer than 60 points.
- Iowa has had a different player led the team in rebounding its first five games: Aaron White (Chicago State), Melsahn Basabe (North Carolina A&T), Devon Archie (Northern Illinois), Eric May (Creighton), and Zach McCabe (Campbell).
- After scoring seven points in 16 minutes in the opener versus Chicago State, senior guard Matt Gatens has reached double figures in Iowa's last four contests, averaging 18 points in those four games.
- Roy Devyn Marble has a staggering 16.0 assist/turnover ratio through five games. The sophomore guard has 16 assists to only one turnover. The 16.0 ratio is best in the Big Ten.
- Matt Gatens has missed only one free throw this year (16-of-17, .941).

Iowa Projected Starting Lineup

| G • 24 • Bryce Cartwright 6-1 • 188 • Sr. • Compton, Calif. <table border="1"> <tr><th>PTS</th><th>AST</th><th>FG%</th><th>FT%</th></tr> <tr><td>6.2</td><td>4.4</td><td>.333</td><td>.875</td></tr> </table> | PTS | AST | FG% | FT% | 6.2 | 4.4 | .333 | .875 | G/F • 25 • Eric May 6-5 • 217 • Jr. • Dubuque, Iowa <table border="1"> <tr><th>PTS</th><th>REB</th><th>FG%</th><th>FT%</th></tr> <tr><td>11.2</td><td>4.2</td><td>.500</td><td>.467</td></tr> </table> | PTS | REB | FG% | FT% | 11.2 | 4.2 | .500 | .467 |
|--|-----|---|------|-----|------|-----|------|------|---|------|-----|-----|-----|------|-----|------|------|
| PTS | AST | FG% | FT% | | | | | | | | | | | | | | |
| 6.2 | 4.4 | .333 | .875 | | | | | | | | | | | | | | |
| PTS | REB | FG% | FT% | | | | | | | | | | | | | | |
| 11.2 | 4.2 | .500 | .467 | | | | | | | | | | | | | | |
| G • 5 • Matt Gatens 6-5 • 212 • Sr. • Iowa City, Iowa <table border="1"> <tr><th>PTS</th><th>REB</th><th>FG%</th><th>FT%</th></tr> <tr><td>15.8</td><td>3.6</td><td>.520</td><td>.941</td></tr> </table> | PTS | REB | FG% | FT% | 15.8 | 3.6 | .520 | .941 | F • 1 • Melsahn Basabe 6-7 • 225 • So. • Glen Cove, N.Y. <table border="1"> <tr><th>PTS</th><th>REB</th><th>FG%</th><th>FT%</th></tr> <tr><td>8.2</td><td>4.6</td><td>.423</td><td>.864</td></tr> </table> | PTS | REB | FG% | FT% | 8.2 | 4.6 | .423 | .864 |
| PTS | REB | FG% | FT% | | | | | | | | | | | | | | |
| 15.8 | 3.6 | .520 | .941 | | | | | | | | | | | | | | |
| PTS | REB | FG% | FT% | | | | | | | | | | | | | | |
| 8.2 | 4.6 | .423 | .864 | | | | | | | | | | | | | | |
| | | C • 35 • Devon Archie 6-9 • 222 • Sr. • Indianapolis, Ind. <table border="1"> <tr><th>PTS</th><th>REB</th><th>FG%</th><th>FT%</th></tr> <tr><td>2.8</td><td>4.0</td><td>.600</td><td>.500</td></tr> </table> | PTS | REB | FG% | FT% | 2.8 | 4.0 | .600 | .500 | | | | | | | |
| PTS | REB | FG% | FT% | | | | | | | | | | | | | | |
| 2.8 | 4.0 | .600 | .500 | | | | | | | | | | | | | | |

Inside the Numbers

| | IOWA | IPFW |
|--------------------|-------|------|
| Scoring Average | 79.8 | 77.0 |
| Scoring Defense | 69.2 | 72.3 |
| Scoring Margin | +10.6 | +4.7 |
| FG% | .437 | .419 |
| FG% Defense | .457 | .455 |
| FT% | .738 | .700 |
| 3-PT FG% | .387 | .267 |
| 3-PT FG% Defense | .345 | .352 |
| Rebound Margin | +2.6 | +7.0 |
| Assists Per Game | 17.6 | 16.3 |
| Turnovers Per Game | 12.6 | 14.0 |
| Steals Per Game | 10.2 | 8.0 |
| Blocks Per Game | 2.0 | 3.0 |

Miscellaneous Statistics

| Double-Figure Scoring Games... | | | | | |
|--------------------------------|-------|-------|-------|-------|--------|
| Player | 08-09 | 09-10 | 10-11 | 11-12 | Career |
| Matt Gatens | 21 | 20 | 21 | 4 | 66 |
| Bryce Cartwright | 6 | --- | 19 | 1 | 26 |
| Eric May | --- | 10 | 13 | 3 | 26 |
| Melsahn Basabe | --- | --- | 17 | 2 | 19 |
| Zach McCabe | --- | --- | 4 | 2 | 6 |
| Roy Devyn Marble | --- | --- | 5 | 1 | 6 |
| Andrew Brommer | --- | --- | 2 | --- | 2 |
| Josh Oglesby | --- | --- | --- | 2 | 2 |
| Devon Archie | --- | --- | 1 | --- | 1 |
| Branden Stubbs | --- | --- | 1 | --- | 1 |
| Aaron White | --- | --- | --- | 1 | 1 |

| 20-Point Scoring Games... | | | | | |
|---------------------------|-------|-------|-------|-------|--------|
| Player | 08-09 | 09-10 | 10-11 | 11-12 | Career |
| Matt Gatens | 2 | 4 | 3 | 1 | 10 |
| Melsahn Basabe | --- | --- | 5 | --- | 5 |
| Bryce Cartwright | 1 | --- | 1 | --- | 2 |
| Eric May | --- | --- | 1 | 1 | 2 |

| Double-Figure Rebounding Games... | | | | | |
|-----------------------------------|-------|-------|-------|-------|--------|
| Player | 08-09 | 09-10 | 10-11 | 11-12 | Career |
| Melsahn Basabe | --- | --- | 8 | 1 | 9 |
| Matt Gatens | 1 | --- | --- | --- | 1 |
| Eric May | --- | 1 | --- | --- | 1 |
| Devon Archie | --- | --- | 1 | --- | 1 |
| Aaron White | --- | --- | --- | 1 | 1 |

| Double-Doubles... | | | | | |
|-------------------|-------|-------|-------|-------|--------|
| Player | 08-09 | 09-10 | 10-11 | 11-12 | Career |
| Melsahn Basabe | --- | --- | 6 | 1 | 7 |
| Matt Gatens | 1 | --- | --- | --- | 1 |
| Eric May | --- | 1 | --- | --- | 1 |
| Devon Archie | --- | --- | 1 | --- | 1 |
| Bryce Cartwright | --- | --- | 1 | --- | 1 |
| Aaron White | --- | --- | --- | 1 | 1 |

| 4+ Three-Pointer Games... | | | | | |
|---------------------------|-------|-------|-------|-------|--------|
| Player | 08-09 | 09-10 | 10-11 | 11-12 | Career |
| Matt Gatens | 2 | 5 | 4 | 1 | 12 |
| Eric May | --- | 3 | --- | --- | 3 |
| Zach McCabe | --- | --- | 1 | --- | 1 |
| Josh Oglesby | --- | --- | --- | 1 | 1 |

| 5+ Assists Games... | | | | | |
|---------------------|-------|-------|-------|-------|--------|
| Player | 08-09 | 09-10 | 10-11 | 11-12 | Career |
| Bryce Cartwright | 10 | --- | 22 | 2 | 34 |
| Matt Gatens | 3 | 6 | 1 | --- | 10 |
| Eric May | --- | --- | --- | 1 | 1 |

| 3+ Steals Games... | | | | | |
|--------------------|-------|-------|-------|-------|--------|
| Player | 08-09 | 09-10 | 10-11 | 11-12 | Career |
| Matt Gatens | 3 | 1 | 5 | 1 | 10 |
| Eric May | --- | 3 | 5 | --- | 8 |
| Bryce Cartwright | 2 | --- | 1 | --- | 3 |
| Zach McCabe | --- | --- | 1 | --- | 1 |
| Roy Devyn Marble | --- | --- | --- | 1 | 1 |

| 3+ Blocks Games... | | | | | |
|--------------------|-------|-------|-------|-------|--------|
| Player | 08-09 | 09-10 | 10-11 | 11-12 | Career |
| Melsahn Basabe | --- | --- | 4 | --- | 4 |
| Eric May | --- | 3 | --- | --- | 3 |
| Andrew Brommer | --- | --- | 2 | --- | 2 |
| Devon Archie | --- | --- | 1 | --- | 1 |

2011-12 Margin of Victory/Defeat

| Points | 1 | 2 | 3 | 4 | 5 | 6 | 7 | 8 | 9 | 10+ | 15+ | 20+ |
|--------|---|---|---|---|---|---|---|---|---|-----|-----|-----|
| Wins | 0 | 0 | 0 | 0 | 0 | 0 | 0 | 0 | 0 | 0 | 1 | 2 |
| Losses | 0 | 0 | 0 | 0 | 0 | 0 | 0 | 0 | 0 | 0 | 1 | 1 |

CAMPBELL BEATS IOWA 77-61

Campbell kept its undefeated record intact Wednesday night after a 77-61 victory over Iowa on Mediacom Court inside Carver-Hawkeye Arena. The loss was Iowa's second straight after falling to Creighton in Des Moines on Sunday.

The Fighting Camels used an 18-4 scoring surge late in the first half to build a 16-point advantage (38-22). However, the Hawkeyes scored the last nine points of the half cut the deficit to seven (38-31).

Iowa got to within five points (54-49) midway through the second stanza but were unable to get any closer as Campbell pulled away down the stretch sinking 10-of-13 (.769) from the foul line the last four minutes.

Matt Gatens led Iowa in scoring, totaling 17 points, while Roy Devyn Marble posted a season-best 14 points and had a team-high four assists.

Iowa shot 36 percent (24-of-66) from the field, while the Camels shot a blistering 62 percent (28-45). Eighteen of Campbell's 28 field goals came inside the paint. The Camels missed only seven field goals in the second half, shooting 65 percent (13-of-20).

CAMPBELL TIP-INS

- Senior Andrew Brommer returned to action Wednesday after reinjuring his knee in the North Carolina A&T game. The center played nine minutes collecting three rebounds and four points off the bench.
- Roy Devyn Marble's four assists equaled a career high.
- Zach McCabe came off the bench to grab a team and season-high seven rebounds.
- Iowa missed only two free throws, making 10 of 12 attempts (.833). Iowa has shot at an 80 percent clip or better from the foul line twice this year (Chicago State, .844 and Campbell, .833).
- Campbell missed only seven field goals in the second half, shooting 65 percent (13-of-20).
- Campbell's Eric Griffin registered game highs in points (23), rebounds (13) and blocks (6). Griffin only missed one field goal, making 10 of his 11 shot attempts.

NUMBER OF THE WEEK -- 13

Matt Gatens played all 40 minutes in Iowa's loss to Campbell on Wednesday. It marked the 13th time the senior was on the court 40 minutes or more in a contest.

2011-12 Iowa Hawkeye Roster

| No. | Name | Pos. | Ht. | Wt. | Yr. | Hometown (High School/College) |
|-----|---------------------|------|------|-----|--------|---|
| 0 | Gabriel Olaseni | C | 6-10 | 225 | Fr. | London, England (Sunrise Christian Academy) |
| 1 | Melsahn Basabe | F | 6-7 | 225 | So. | Glen Cove, N.Y. (St. Mark's) |
| 2 | Josh Oglesby | G | 6-5 | 190 | Fr. | Cedar Rapids, Iowa (Washington) |
| 3 | Cody Cox | F | 6-4 | 196 | So. | Waterloo, Iowa (Waterloo West) |
| 4 | Roy Devyn Marble | G/F | 6-6 | 194 | So. | Southfield, Mich. (Lathrup) |
| 5 | Matt Gatens | G | 6-5 | 212 | Sr. | Iowa City, Iowa (Iowa City) |
| 11 | Christopher Rickert | F | 6-3 | 180 | Jr. | Sioux City, Iowa (Bishop Heelan) |
| 13 | Kyle Denning | G | 6-2 | 150 | Fr. | Cedar Falls, Iowa (Northern University HS) |
| 14 | Stephen McCarty | G | 6-0 | 155 | So. | Auburn Hills, Mich. (West Bloomfield) |
| 15 | Zach McCabe | F | 6-7 | 232 | So. | Sioux City, Iowa (Bishop Heelan) |
| 20 | Andrew Brommer | F | 6-9 | 247 | Sr. | Rosemount, Minn. (Rosemount) |
| 24 | Bryce Cartwright | G | 6-1 | 188 | Sr. | Compton, Calif. (Dominguez/Paris JC) |
| 25 | Eric May | G/F | 6-5 | 217 | Jr. | Dubuque, Iowa (Wahlert) |
| 30 | Aaron White | F | 6-8 | 225 | Fr. | Strongsville, Ohio (Strongsville) |
| 32 | Branden Stubbs | G | 6-2 | 175 | So. | Pleasant Hill, Iowa (Des Moines Christian) |
| 34 | Darius Stokes | F | 6-7 | 203 | Fr.-RS | Cedar Rapids, Iowa (Linn-Mar) |
| 35 | Devon Archie | F | 6-9 | 222 | Sr.-RS | Indianapolis, Ind. (Vincennes CC) |

Head Coach: Fran McCaffery

Assistant Coaches: Kirk Speraw, Sherman Dillard, Andrew Francis

Head Coach Fran McCaffery

Fran McCaffery is in his second season as the head basketball coach at the University of Iowa and his 16th year overall as a college head coach. McCaffery spent five seasons (2005-10) as the head coach at Siena, six years at UNC-Greensboro (1999-2005) and three seasons at Lehigh (1985-88) before joining the Hawkeyes.



McCaffery has nearly three decades of Division I coaching experience. He completed his 29th season as a collegiate coach in 2011, which includes 15 years as a head coach and 14 as an assistant.

McCaffery, 50, holds a career mark of 265-199 (.571) and guided his teams to six postseason appearances (five NCAA, one NIT). He is 14-22 (.389) at Iowa.

McCaffery's five years at Siena were the best in its 70-year history. He led the Saints on an incredible run that ended with three straight Metro Atlantic Athletic Conference championships and NCAA Tournament appearances. In so doing, Siena became the only program in the country to win its regular season and postseason title the last three years.

McCaffery's Saints owned a 112-51 (.687) record in his five years with the program. He guided the Saints to four consecutive 20-win seasons, something that has never been accomplished before at the Siena.

The 2009 MAAC Coach of the Year and 2010 District I Coach of the Year is the third winningest coach, by percentage, in league history (68-22, .756). He is the only coach to guide a MAAC program to two NCAA Tournament wins. McCaffery led his 2008 and 2009 teams to first round NCAA Tournament victories over Vanderbilt and Ohio State, respectively.

In his final two seasons at Siena, he coached the Saints to back-to-back 27-win campaigns and boasted a combined 39-3 (.929) record against MAAC opponents, which included MAAC Tournament contests.

McCaffery began his coaching career as an assistant at Penn (1982-83) and Lehigh (1983-85). Then at age 26, he became the nation's youngest Division I head coach when hired by Lehigh in 1985. After three seasons as head coach at Lehigh, he spent 11 seasons as an assistant at Notre Dame (1988-99).

McCaffery played basketball at Wake Forest his freshman year (1977-78) and then concluded his collegiate playing career at Penn his final three seasons (1979-82).

He earned his B.S. degree in Economics from The Wharton School (Penn) in 1982. McCaffery also earned a Master of Education from Lehigh in 1985.

COACHING HONORS

NABC District I Coach of the Year, 2009-10
MAAC Coach of the Year, 2008-09

HEAD COACHING EXPERIENCE

Lehigh (1985-88):49-39 (.557); 8-6 (.571) League
UNC-Greensboro (1999-05).....90-87 (.508); 49-47 (.510) League
Siena (2005-10)112-51 (.687); 68-22 (.756) League
Iowa (2010-present):14-22 (.389); 4-14 (.222) League

McCaffery File

Born: May 23, 1959
Hometown: Philadelphia, Pa.
High School: LaSalle, 1977
College: B.S. in Economics, The Wharton School (Penn), 1982
Master of Education, Lehigh, 1985
Family: Wife, Margaret
Sons, Connor, Patrick and Jonathan Francis
Daughter, Marit Katherine
Brother, Jack (sportswriter in Philadelphia area)

Coaching Honors

MAAC Coach of the Year, 2009
NABC District I Coach of the Year, 2009-10

Coaching History (29 years)

| | |
|--------------|--------------------------------|
| 1982-83 | Assistant Coach, Penn |
| 1983-85 | Assistant Coach, Lehigh |
| 1985-88 | Head Coach, Lehigh |
| 1988-99 | Assistant Coach, Notre Dame |
| 1999-05 | Head Coach, UNC-Greensboro |
| 2005-10 | Head Coach, Siena |
| 2010-present | Head Coach, University of Iowa |

Coaching Chart

Overall (15 seasons): 265-199 (.571)
At Iowa (two seasons): 14-22 (.389)
At Siena (five seasons): 112-51 (.688)
At UNCG (six seasons): 90-87 (.508)
At Lehigh (three seasons): 49-40 (.551)
NCAA Tournament (five appearances*): 2-5
NIT (one appearance): 0-1

**McCaffery is the first coach to bring three different programs from one-bid leagues to the NCAA Tournament (conferences that sent just one team the year his program advanced).*

McCaffery in Postseason Play

| | |
|------|------------------------------------|
| 1988 | NCAA Tournament - - Lehigh |
| 1989 | NCAA Tournament - - Notre Dame |
| 1990 | NCAA Tournament - - Notre Dame |
| 1992 | NIT - - Notre Dame |
| 1997 | NIT - - Notre Dame |
| 2001 | NCAA Tournament - - UNC-Greensboro |
| 2002 | NIT - - UNC-Greensboro |
| 2008 | NCAA Tournament - - Siena |
| 2009 | NCAA Tournament - - Siena |
| 2010 | NCAA Tournament - - Siena |

Playing Experience

Wake Forest, 1977-78
Penn, 1979-82

2011-12 Big Ten Standings/Schedule

| Team | Big Ten | Pct. | Overall | Pct. |
|----------------|------------|-------------|------------|-------------|
| Indiana | 0-0 | .000 | 5-0 | 1.000 |
| Ohio State | 0-0 | .000 | 5-0 | 1.000 |
| Illinois | 0-0 | .000 | 5-0 | 1.000 |
| Northwestern | 0-0 | .000 | 4-0 | 1.000 |
| Minnesota | 0-0 | .000 | 4-0 | 1.000 |
| Wisconsin | 0-0 | .000 | 4-0 | 1.000 |
| Purdue | 0-0 | .000 | 4-0 | 1.000 |
| Michigan | 0-0 | .000 | 5-1 | .833 |
| Penn State | 0-0 | .000 | 5-1 | .833 |
| Nebraska | 0-0 | .000 | 3-1 | .750 |
| Iowa | 0-0 | .000 | 3-2 | .600 |
| Michigan State | 0-0 | .000 | 3-2 | .600 |

Thursday, November 24

Minnesota vs. DePaul, 1:30 p.m. (ESPN2)

Friday, November 25

Stony Brook at Northwestern, 11 a.m.

Valparaiso at Ohio State, 5:30 p.m. (BTN)

Bradley vs. Wisconsin, 7:30 p.m. (BTN)

TBD vs. Minnesota, TBD

Saturday, November 26

IPFW at Iowa, 12 p.m. (Mediacom/BTN2Go)

South Dakota State at Nebraska, 1 p.m.

Coppin State at Purdue, 1 p.m.

BYU/Nevada vs. Wisconsin, 7 p.m. (BTN)

Penn State at St. Joseph's, TBD

Sunday, November 27

Chicago State at Illinois, 12 p.m. (BTN)

Butler at Indiana, 6 p.m. (BTN)

TBD vs. Minnesota, TBD

IOWA STATISTICAL CATEGORY LEADERS

LED IN SCORING:Gatens, Oglesby (2)
 REACHED DOUBLE FIGURES:..... Gatens (4)
 30+ POINT GAMES:.....
 20+ POINT GAMES:.....Gatens, May (1)
 LED IN REBOUNDING: Archie, Basabe, May, McCabe, White (1)
 DOUBLE-FIGURE REBOUNDS:.....Basabe, White (1)
 DOUBLE-DOUBLES:Basabe, White (1)
 LED IN ASSISTS:Cartwright (2)
 LED IN STEALS:..... Gatens (3)
 LED IN BLOCKS:.....Basabe, May (2)
 5+ FTA GAMES:Basabe, Gatens (2)
 *includes ties for team lead

LATE GAME CLUTCH FREE THROW SHOOTING

IN FINAL FIVE MINUTES OF GAME

| Player | FTM | FTA | Pct. |
|------------------|-----------|-----------|-------------|
| Melsahn Basabe | 2 | 2 | 1.000 |
| Kyle Denning | 2 | 2 | 1.000 |
| Roy Devyn Marble | 4 | 4 | 1.000 |
| Matt Gatens | 2 | 2 | 1.000 |
| Gabriel Olase ni | 2 | 2 | 1.000 |
| Zach McCabe | 3 | 4 | .750 |
| TOTALS | 13 | 14 | .929 |

IN FINAL TWO MINUTES OF GAME

| Player | FTM | FTA | Pct. |
|---------------|----------|----------|-------------|
| N/A | | | |
| TOTALS | 0 | 0 | .000 |

IN FINAL ONE MINUTE OF GAME

| Player | FTM | FTA | Pct. |
|---------------|----------|----------|-------------|
| N/A | | | |
| TOTALS | 0 | 0 | .000 |

SCOUTING IPFW

• Tony Jasick is in his first season as college head coach, owning a 3-0 mark. Jasick, 33, is the fifth-youngest head coach in NCAA Division I.

• IPFW is located in Fort Wayne, Ind. IPFW is a member of the Summit League. The Hawkeyes are 27-3 against Summit League competition: South Dakota (10-0), Western Illinois (8-0), South Dakota State (7-2), Oakland (1-0), Oral Roberts (1-0) and North Dakota State (0-1).

• IPFW opened with an 83-72 win over Nebraska-Omaha before dropping its second game at 13th-ranked Xavier (86-63). The Mastodons beat Judson Monday (85-59) before traveling to Iowa City for Saturday's game.

• IPFW will have had four days to prepare for Iowa, with its last game coming Monday against Judson.

• Guard Frank Gaines, who is a preseason All-Summit League honoree, has had a solid start to the season. He's averaging a conference-best 22.3 points per game, bolstered by 23-of-26 (.885) shooting from the foul line. Gaines has made 23 of the team's 49 free throws. His performances garnered the junior College Sports Madness.com Summit League Player of the Week accolades.

• Trey McCorkle is averaging 14.3 points and 9.3 rebounds for the Mastodons. McCorkle posted a double-double (17 points and 10 rebounds) in IPFW's win over Judson.

• The Mastodons have made only 16 triples, shooting 27 percent (16-of-60).

BALANCED SCORING

Iowa has six players averaging 7.8 points or more. Matt Gatens is first on the team (15.8), followed by Eric May (11.2), Melsahn Basabe (8.2), Josh Oglesby (8.0), Aaron White (7.8) and Zach McCabe (7.8).

STEALING THE ROCK

Iowa is averaging 10.3 steals this season, collecting 10 steals or more in four of the five games. Last season, the Hawkeyes averaged 6.7 thefts.

HOT SHOT

Freshman Josh Oglesby led Iowa in scoring against Northern Illinois and Creighton, netting a career-high 16 points against the Huskies and 14 versus the Bluejays.

Oglesby becomes the first Hawkeye reserve to lead the team in scoring, in back-to-back games, since Ricky Davis paced Iowa with 25 and 18 on the road at Wisconsin (Feb. 3) and Michigan State (Feb. 7), respectively, in 1998. Like Oglesby, Davis accomplished the feat as a freshman.

After shooting 1-of-9 (.111) from the field the first two games, the Cedar Rapids native shot 13-of-20 (.650) the last two outings.

IMPROVEMENT UNDER McCAFFERY IN SECOND YEAR OF PROGRAM

Fran McCaffery-coached teams have posted improved win totals from their first year to second with McCaffery as a head coach. At Lehigh, his team improved by two wins (13 in 1986 to 15 in 1987). His UNC Greensboro team had four more victories from 2000 (15) and 2001 (19). At Siena his team improved by five victories, registering 15 in 2006 to 20 in 2007.

| | 1st yr | 2nd yr | Diff. |
|----------------|--------|--------|-------|
| Lehigh | 13-15 | 15-14 | +2 |
| UNC Greensboro | 15-13 | 19-12 | +4 |
| Siena | 15-13 | 20-12 | +5 |
| Iowa | 11-20 | TBD | TBD |

DIALING UP LONG DISTANCE

Iowa made a combined 31 triples its first three games. The 31 treys are the most by a Hawkeye team to start the season. Iowa made 30 triples to start the 1994-95 campaign, making seven against Morgan State, 14 versus Drake and nine against Pepperdine.

Iowa Athletic Communications

5300 Carver-Hawkeye Arena, Iowa City, IA 52242
Phone: 319-335-9411 • Fax: 319-335-9417
hawkeyesports.com • hawkeyebasketball.com

MBB CONTACT: MATTHEW WEITZEL

office: 319-335-6590 • cell: 319-430-8176
email: matthew-weitzel@hawkeyesports.com
Twitter: @BigWeitz

Practice Coverage

All Iowa men's basketball practices are closed to the media and public.

Coach and Player Interviews

Media interested in setting up interviews with players and/or coaches need to coordinate their requests through Matthew Weitzel in the Iowa Athletic Communications Office.

Social Media

In addition to obtaining the most up-to-date information on Iowa's official website:

hawkeyesports.com, fans and media can also get additional information, notes, photos, promotions, videos and more via Iowa basketball's social media sites. Follow Hawkeye hoops on Twitter (@IowaHoops) and on Facebook ([facebook.com/hawkeyebasketball](https://www.facebook.com/hawkeyebasketball)).

Press Conferences

Following is a list of dates for basketball news conferences with Fran McCaffery. The news conferences will begin at 2 p.m. in the Press Room of Carver-Hawkeye Arena. Selected players will be available after McCaffery meets with the media.

The news conference during finals week will be determined at a later date (Dec. 12-15), while the times on Jan. 6 and 12 may change due to its winter break practice schedule.

Following are the news conference dates:

| | | | | |
|-------|-----------|-------------|------------|--|
| Nov. | Mon, 28th | | | |
| Dec. | TBD | | | |
| Jan. | Fri, 6th | Thurs, 12th | Tues, 24th | |
| Feb. | Fri, 3rd | Tues, 14th | Tues, 21st | |
| March | Fri, 2nd | | | |

Tele-Conferences

Following is a list of teleconference dates with Coach McCaffery. Each call begins at 10:30 a.m. CT.

Members of the media need to contact the UI Athletic Communications office for the dial in number and other details. Here are the tele-conference dates:

| | | | | |
|------|------------|-----------|------------|---------|
| Dec. | Fri, 2nd | Mon, 5th | Thurs, 8th | Wed, 21 |
| | Tues, 27th | Fri, 30th | | |
| Jan. | Tues, 3rd | | | |

Coach McCaffery will also be available at 9:10 a.m. (CT) on the Big Ten teleconference calls, which take place each Monday during the Big Ten season.

Postgame Interviews

Postgame press conferences include both head coaches in the Media Room. Requested Iowa players will also be available in the Media Room while visiting players outside their locker room.

BIG TEN RANKINGS

Iowa ranks third in the Big Ten in scoring (79.8), assists (17.6) and steals (10.2), and fourth in free throw percentage (.738) and turnover margin (+6.0).

LEADING THE TEAM

Following is the number of times a player led Iowa in scoring, rebounding, assists and steals. If two or more players tied for the team lead, all were credited for that game:

| Player | Scoring | Rebounding | Assists | Steals |
|------------------|---------|------------|---------|--------|
| Devon Archie | --- | 1 | --- | --- |
| Melsahn Basabe | --- | 1 | --- | --- |
| Bryce Cartwright | --- | --- | 2 | 2 |
| Matt Gatens | 2 | --- | --- | 3 |
| Aaron White | 1 | 1 | --- | --- |
| Roy Devyn Marble | --- | --- | 1 | 2 |
| Eric May | --- | 1 | 2 | 1 |
| Zach McCabe | --- | 1 | --- | 2 |
| Josh Oglesby | 2 | --- | 1 | --- |
| Branden Stubbs | --- | --- | --- | 1 |

IOWA'S STATISTICAL COMPARISONS

| | All Games | Big Ten | Home Games | Away Games | Iowa Wins | Iowa Losses |
|------------|-----------|---------|------------|------------|-----------|-------------|
| Record | 3-2 | --- | 3-2 | 0-1 | 3-0 | 0-2 |
| Points | 79.8 | --- | 85.0 | 59.0 | 93.0 | 60.0 |
| Opp. Pts | 69.2 | --- | 66.0 | 82.0 | 62.3 | 79.5 |
| FG% | .437 | --- | .455 | .356 | .485 | .360 |
| FG Def. | .457 | --- | .432 | .552 | .384 | .583 |
| 3-PT% | .387 | --- | .400 | .333 | .419 | .313 |
| 3-pt. Def. | .345 | --- | .309 | .474 | .283 | .481 |
| FT% | .738 | --- | .786 | .526 | .778 | .645 |
| REB | 37.6 | --- | 40.0 | 28.0 | 43.7 | 28.5 |
| AST | 17.6 | --- | 19.5 | 10.0 | 22.7 | 10.0 |
| TO | 12.6 | --- | 13.8 | 8.0 | 13.7 | 11.0 |
| STL | 10.2 | --- | 10.3 | 10.0 | 10.3 | 10.0 |
| BLK | 2.0 | --- | 1.8 | 3.0 | 1.7 | 2.5 |

SINKING THE FREEBEE

Starters Matt Gatens (16-of-17), Melsahn Basabe (19-of-22) and Bryce Cartwright (7-of-8) are a combined 42-of-47 (.894) from the free throw line. As a team, the Hawkeyes rank fourth in the Big Ten, making 74 percent of their attempts (76-of-103).

Gatens ranks third in Big Ten career free throw percentage.

Iowa is 13-of-14 (.929) from the foul line in shots attempted the final five minutes of games.

EXPERIENCED BACKCOURT

Iowa has the most experienced starting backcourt duo in the Big Ten. The Hawkeyes are the only league team with two starting senior guards, Bryce Cartwright and Matt Gatens.

COACHING EXPERIENCE

Fran McCaffery has assembled one of the most experienced coaching staffs in the country. Assistant coaches Kirk Speraw, Sherman Dillard and Andrew Francis have over six decades of combined coaching experience. Furthermore, the entire coaching staff combines for 47 years of head coaching experience.

Director of Basketball Operations Jerry Strom is in his 31st season as a member of the Iowa basketball staff. Also, former Hawkeye standout and professional basketball player Ryan Bowen is the video coordinator. Bowen was on four NBA rosters (Denver, Houston, New Orleans and Oklahoma City).

Big Ten Career FT%

| | | | |
|----|-----------------------|--------------------------|--------------|
| 1. | .898 (535-596) | Steve Alford, IND | 1983-87 |
| 2. | .885 (448-506) | Joe Crispin, PSU | 1997-01 |
| 3. | .872 (251-288) | Matt Gatens, IOWA | 2008- |
| 4. | .870 (260-299) | Rick Olson, WIS | 1982-86 |
| 5. | .868 (223-257) | Pete Lisicky, PSU | 1993-98 |
| | .868 (231-266) | Jamar Butler, OSU | 2005-08 |
| 7. | .867 (273-315) | Jerry Sichting, PUR | 1975-79 |
| 8. | .864 (393-455) | Kenneth Lowe, PUR | 1999-04 |
| 9. | .862 (257-298) | John Ritter, IND | 1970-73 |
| | .862 (250-290) | Jody Finney, OSU | 1967-70 |
| | .862 (181-210) | Jeff Grose, NU | 1985-89 |

Iowa Career Scoring

| | | | |
|-----|--------------|--------------------|--------------|
| 10. | 1,522 | Don Nelson | 1960-62 |
| 11. | 1,516 | Greg Brunner | 2003-06 |
| 12. | 1,502 | Jeff Horner | 2003-06 |
| 13. | 1,372 | Ed Horton | 1986-89 |
| 14. | 1,361 | Bruce King | 1975-77 |
| 15. | 1,343 | James Moses | 1989-92 |
| 16. | 1,248 | Jeff Moe | 1985-88 |
| 17. | 1,230 | Kenyon Murray | 1993-96 |
| 18. | 1,189 | Kevin Boyle | 1979-82 |
| 19. | 1,188 | Dave Gunther | 1957-59 |
| | 1,188 | Bill Logan | 1954-56 |
| 21. | 1,182 | Matt Gatens | 2008- |
| 22. | 1,181 | Val Barnes | 1991-93 |
| 23. | 1,176 | Sam Williams | 1967-68 |
| 24. | 1,172 | John Johnson | 1969-70 |
| 25. | 1,168 | Chad Calabria | 1968-70 |
| 26. | 1,145 | Kevin Kunnert | 1971-73 |
| | 1,145 | Bob Hansen | 1980-83 |

Iowa Career 3-Pointers Made

| | | |
|----|------------|----------------------------|
| 1. | 262 | Jeff Horner (2003-06) |
| 2. | 226 | Chris Kingsbury (1994-96) |
| 3. | 214 | Kent McCausland (1996-99) |
| 4. | 212 | Adam Haluska (2005-07) |
| 5. | 193 | Brody Boyd (2001-04) |
| 6. | 175 | Matt Gatens (2008-) |

Iowa Career 3-Pointers Attempted

| | | |
|----|------------|----------------------------|
| 1. | 713 | Jeff Horner (2003-06) |
| 2. | 645 | Chris Kingsbury (1994-96) |
| 3. | 582 | Adam Haluska (2005-07) |
| 4. | 544 | Brody Boyd (2001-04) |
| 5. | 499 | Matt Gatens (2008-) |

Big Ten Seniors (Career Scoring)

| Player | School | Points |
|--------------------|--------------|--------------|
| William Buford | Ohio State | 1,483 |
| John Shurna | Northwestern | 1,201 |
| Matt Gatens | IOWA | 1,182 |
| Verdell Jones III | Indiana | 1,166 |

* as of games played through Nov. 23

HAWKEYE FAST BREAKS

- Seven of Iowa's first eight contests will be played at home, with the non-home game during the stretch being played on a neutral floor in Des Moines versus Creighton.
- Coach McCaffery has played at least 10 players in each of Iowa's first five games. Also, Iowa's bench averages 35.6 points its first five outings.
- Iowa's 61.9 percent (13-of-21) 3-point percentage and 26 assists against Northern Illinois are the best of any Big Ten team this season.
- Iowa had five players score 12 points or more in its win over North Carolina A&T on Nov. 14. It marked only the fourth time the Hawkeyes had five players tally 12 points or more in a game (UW-Green Bay in 2003, Michigan in 2004, SIU-Edwardsville in 2010 and North Carolina A&T in 2011).
- Matt Gatens' 17 points Wednesday night propelled him past Chad Calabria (1968-70), John Johnson (1969-70), Sam Williams (1967-68) and Val Barnes (1991-93) into 21st place on Iowa's all-time scoring chart. The senior is only six points from tying Bill Logan (1954-56) and Dave Gunther (1957-59) and seven from matching Kevin Boyle (1979-82). Gatens has 1,182 points entering Saturday's contest versus IPFW.
- Iowa saw an increase in its attendance numbers in 2010-11. Compared to 2009-10, last year's Hawkeyes averaged 2,085 more fans than the previous season, an increase of 20%. Iowa averaged 9,550 fans two years ago, compared to 11,635 last year.

WHITE TABBED BIG TEN CO-FRESHMAN OF THE WEEK

Iowa freshmen Aaron White was named Big Ten co-Freshman of the Week after his performance in Iowa's season opening victory over Chicago State (Nov. 11). White shared the weekly honor with Indiana's Cody Zeller.

White shined in his Hawkeye debut, leading all scorers and rebounders with 19 points and 10 rebounds in 18 minutes of action. The native of Strongsville, Ohio, shot 50 percent (6-of-12) from the field and sank all five free throw attempts.

The 19 points are the most by an Iowa freshman in a season opener, equaling Dick Ives' 19 scored against Nebraska in his debut on Dec. 10, 1943. Furthermore, White's performance marked the first time a Hawkeye posted a double-double, in a season opener, since Dean Oliver had 10 points and 12 assists in a victory over Chicago State in 1997. It was the first time a Hawkeye freshman had a double-double, points and rebounds, since Jess Settles had 13 points and 11 rebounds versus Drake in 1993.

WELCOME NEW HAWKEYES

Iowa has six new faces on the team this season: Gabriel Olaseni, Josh Oglesby, Aaron White, Stephen McCarty, Kyle Denning and Christopher Rickert. Olaseni, Oglesby and White are on scholarship, while Denning, McCarty and Rickert are walk-ons.

HAWKEYES ARE TOUGH AT HOME

Iowa has won 75 of its 106 games (.708) in Carver-Hawkeye Arena (15,500) over the last eight seasons, including win streaks of 21 straight overall and 12 straight Big Ten Conference wins. Iowa has won 10 of its last 20 home games against ranked opponents. Iowa was a perfect 17-0 at home in 2006, 14-2 in 2007, 10-8 in 2008, 13-4 in 2009, 9-9 in 2010 and 8-8 this season.

IOWA IN CARVER-HAWKEYE ARENA

Iowa has compiled a 351-112 (.758) record in Carver-Hawkeye Arena since the facility opened in January, 1983. Iowa is 162-89 (.645) in Big Ten games and 189-23 (.892) in non-Big Ten contests.

IOWA HISTORY

Iowa has played 2,630 games since beginning basketball in 1902. Iowa's overall record is 1,580-1,050 (.601). That includes a 945-348 (.731) record in home games, a 545-712 (.434) record in contests away from Iowa City, a 703-718 (.495) mark in Big Ten games and a 351-112 (.758) record in Carver-Hawkeye Arena.

IOWA PHOTOS AVAILABLE

Up-to-date head shots of all Iowa players and coaches are available on the internet at pics.hawkeyebasketball.com. Contact the Iowa Sports Information office if you are in need of additional photos.

HAWKEYEBASKETBALL.COM

Check out the Iowa basketball team's new website, HawkeyeBasketball.com, devoted to everything on-and-off-the-court surrounding the program.

HawkeyeBasketball.com, allows fans a chance to go behind the scenes with the Hawkeye basketball program on and off the court. The site is complete with exclusive videos, photo galleries and content featuring the basketball program.

HawkeyeBasketball.com will be updated throughout the year with exclusive videos, including game highlights and player features, along with news stories and other content.

"HAWK TALK WITH FRAN MCCAFFERY"

University of Iowa basketball fans may join Iowa Coach Fran McCaffery and radio announcer Gary Dolphin during the season for the "Hawk Talk with Fran McCaffery" radio call-in show. The show takes place at Carlos O'Kelly's Mexican Cafe in Iowa City from 7-8:30 p.m. Fans can call in and ask the coach a question by calling 1-877-464-2957. Below is the December schedule.

| | |
|-----------|-------------|
| Monday | December 5 |
| Monday | December 12 |
| Wednesday | December 21 |
| Monday | December 26 |

ALL-SESSION BIG TEN TOURNAMENT TICKETS ON SALE

All-session tickets for the Big Ten Men's Basketball Tournament are on sale. Tickets can be purchased at the Consecro Fieldhouse Box Office, Ticketmaster outlets, ticketmaster.com or by calling Ticketmaster at (800) 745-3000. For more information regarding how to purchase tickets within Iowa's block, contact the UI Athletic Ticket Office. Consecro Fieldhouse is the site of the men's tournament from March 8-11, featuring 22 games over eight days.

Big Ten Men's Basketball Tournament all-session tickets for the lower and club levels are available for \$325 through Big Ten university ticket offices only. All-session tickets for the upper levels are available for \$240 or \$175 (depending on seat location) through Ticketmaster or the Consecro Fieldhouse Box Office only. Orders will be limited to eight all-session tickets.

In addition, the men's tournament will continue to feature a special discounted rate of \$50 for all-session tickets available only to students of Big Ten universities. All students must have a valid student ID for entry. Student section seating will be available in eight balcony sections and orders will be limited to one all-session ticket. Details on the student ticket program will be sent to the university ticket offices for distribution directly to students.

The Big Ten Men's Basketball Tournament will call Indianapolis and Consecro Fieldhouse home this March and again in 2014 and 2016. The 2012 tournament marks the eighth time Indianapolis has hosted the Big Ten Men's Basketball Tournament at Consecro Fieldhouse.

ON THE HORIZON

Iowa will remain at home to face Clemson Tuesday, Nov. 29 in the Big Ten/ACC Challenge. Tip-off is scheduled for 8:15 p.m. on Mediacom Court at Carver-Hawkeye Arena.

Iowa's 2012 Recruiting Class

Anthony Clemmons, Mike Gesell, Patrick Ingram, Kyle Meyer and Adam Woodbury have signed national letter of intents to attend the University of Iowa.

"I'm very excited about this class," said McCaffery. "We started working immediately upon arrival, in particular, on this group. I want to give particular recognition to how hard each and every one of my assistant coaches has worked. I believe we've addressed specific needs and attracted not only quality, but student-athletes who will fit with what we already have here to ultimately make us a better team."

Iowa's five-member 2012 recruiting class is ranked 19th by ESPN.com and Scout.com.

Paul Biancardi, who is ESPN's national recruiting director, had nothing but praise to say about Iowa's recruiting class and coach McCaffery.

"I'm very impressed, but not surprised, with the class coach McCaffery signed," said Biancardi. "This is a national statement class. Coach McCaffery and his staff have sold the vision and the plan for Iowa basketball in a big time way. It should get the fans of Iowa very excited not only right now but in the future. To be successful in this business you have to be able to recruit, and Fran's a proven recruiter. This is a class, that as it grows and develops together, will be the foundation for Iowa basketball. It will propel the Hawkeyes to the next step, which is the upper half of the Big Ten and NCAA Tournament."

ADAM WOODBURY (7-1, 230)

Woodbury is an All-State center from Sioux City, Iowa. The 7-foot-1, 230-pound was named the Most Valuable Player at the 2011 NBA Players Association Top 100 Camp. Woodbury is the No. 41 ranked player in the Class of 2012 by ESPN.com, No. 42 by Rivals.com and No. 47 by Scout.com. He enters his senior season ranked fourth in career scoring and first in rebounding at East High School. He led the Black Raiders to a combined 59-16 record the last three seasons, including back-to-back conference championships and three consecutive state tournament appearances. Woodbury is a two-time first team All-State, All-Missouri River Conference, All-Northwest Iowa and All-City honoree. As a junior, Woodbury averaged a double-double (18.5 points and 12 rebounds). He averaged 17.4 points and grabbed a school single-season record 315 rebounds (12.1 avg.) his sophomore campaign. Woodbury also participated in the Nike LeBron James Skills Academy and Amare Stoudemire Skills Academy in 2011. He played AAU for Martin Brothers and All-Iowa Attack from seventh through 11th grade. Fellow recruit Mike Gesell was an AAU teammate of Woodbury. Woodbury becomes Iowa's first seven-footer since Seth Gorney (2005-08) and is the tallest Hawkeye since Antonio Ramos (1999), who stood 7-foot-2.

MIKE GESELL (6-1, 180)

Gesell is a three-time first team All-State, All-Conference and All-Metro honoree for South Sioux City High School. Gesell is the No. 73 ranked player in the Class of 2012 by ESPN.com, No. 89 by Scout.com and No. 96 by Rivals.com. As a junior, he averaged 25.2 points, 8.2 assists, 5.5 rebounds and 2.9 steals while being honored as the Nebraska Gatorade Basketball Player of the Year. As a sophomore, Gesell averaged 19.9 points, 6.4 assists, 7.7 rebounds and 3.3 steals. He made 82 percent (158-193) of his free throw attempts as a junior and 79 percent (125-158) as a sophomore. The 6-foot-1, 180-pound guard was a Basketball Super State and All-State Class B Team Captain recipient his sophomore and junior seasons. He holds single season school records for scoring (655), assists (212) and steals (79), career scoring (1,446) and single-game steals (8) and assists (13). Gesell, who is a Wendy's High School Heisman state finalist and will be the team's captain this year, also excels in the classroom, ranking in the top five percent of his class while earning Gold Honor Roll distinction all four years. He also is a three-time Academic All-Conference and NSAA Academic All-State honoree. Fellow recruit Adam Woodbury was a teammate of Gesell on Martin Brothers and the All-Iowa Attack AAU squads.

ANTHONY CLEMMONS (6-1, 185)

Clemmons is a native of Lansing, Mich., and has started the last two years for Sexton High School. The 6-foot-1, 185-pound point guard helped his team to back-to-back conference championships and a Class B state title a year ago. Sexton finished as state runner-up his sophomore season. Clemmons is a two-time All-Conference honoree and was an All-State and All-Area selection in 2011. Clemmons averaged 12.3 points, 4.6 rebounds, 4.1 assists and 3.2 steals his junior year. He will serve as a team co-captain his senior campaign. Clemmons played AAU basketball the last two years with the Michigan Mustangs. He also played football his freshman through junior years at Sexton, earning all-conference honors in 2010, playing fullback, linebacker and safety.

PATRICK INGRAM (6-2, 190)

Ingram is a 6-foot-2, 190-pound guard from Indianapolis. He is a two-year starter and helped North Central High School win back-to-back conference championships and the Class 4A state championship in 2010. His high school team boasted a combined 70-8 record his first three seasons. Ingram averaged 10.4 points, 5.0 rebounds and 2.0 assists his junior campaign. He shot 55.5 percent from the field and 33-percent from beyond the arc. A captain on this year's team, Ingram also played on the AAU circuit for the Eric Gordon All-Stars. His team won the Walt Disney World tournament, Eric Gordon Shootout and the IndyBall Tournament. Ingram was tabbed MVP of the Walt Disney World tournament.

KYLE MEYER (6-10, 220)

Meyer is a 6-foot-10, 220-pound forward from Alpharetta, Ga. Meyer averaged 15 points, 11 rebounds, 3.5 blocks and 2.6 assists for Northview High School as a junior. He earned All-Region and co-MVP accolades as a junior, and was also recognized on the 2010 Pickens All-Tournament team. Meyer, who attends the same high school as Minnesota senior Ralph Sampson III, is a three-year starter. He averaged 10 points, 9.5 rebounds and 2.2 blocks, and earned the team's Coaches Award his sophomore campaign. Meyer garnered all-tournament laurels at the Chattahoochee Tournament as a freshman. Meyer also played AAU basketball for the Atlanta Celtics.

2012 IOWA RECRUITING CLASS

| | | | |
|------------------|---|----------|--|
| Anthony Clemmons | G | 6-1/185 | Lansing, Mich. (Sexton HS) |
| Mike Gesell | G | 6-1/180 | Sioux City, Neb. (South Sioux City HS) |
| Patrick Ingram | G | 6-2/190 | Indianapolis, Ind. (North Central HS) |
| Kyle Meyer | F | 6-10/220 | Alpharetta, Ga. (Northview HS) |
| Adam Woodbury | C | 7-1/230 | Sioux City, Iowa (East HS) |



**IOWA
HAWKEYES**



**IPFW
MASTODONS**

| 2011-12 | BIG TEN | AP | ESPN | RPI |
|---------|---------|----|------|-----|
| 3-2 | 0-0 | NR | NR | NR |

| 2011-12 | CONF | AP | ESPN | RPI |
|---------|------|----|------|-----|
| 3-0 | 0-0 | NR | NR | NR |

IOWA vs. IPFW // GAME 6
Nov. 26, 2011 (Carver-Hawkeye Arena Arena; Iowa City, Iowa)



0

Gabriel Olaseni • C

| | MIN | PTS | REB | BLK | STL | FG% | FT% |
|---------|-----|-----|-----|-----|-----|------|------|
| SEASON | 8.0 | 2.7 | 3.3 | 0.0 | 0.0 | .200 | .750 |
| BIG TEN | --- | --- | --- | --- | --- | --- | --- |
| CAREER | 8.0 | 2.7 | 3.3 | 0.0 | 0.0 | .200 | .750 |

6-10 • 225 • Fr. • London, England

- Played in 3-of-5 games
- Grabbed a personal-best 5 rebounds vs. N. Illinois
- Had 8 points and 4 boards in win over Chicago State
- Converted 6-8 (.750) from the free throw line
- Did not see action vs. North Carolina A&T or Campbell



1

Melsahn Basabe • F

| | MIN | PTS | REB | BLK | STL | FG% | FT% |
|---------|------|------|-----|-----|-----|------|------|
| SEASON | 21.4 | 8.2 | 4.6 | 0.4 | 0.6 | .423 | .864 |
| BIG TEN | --- | --- | --- | --- | --- | --- | --- |
| CAREER | 24.1 | 10.6 | 6.5 | 1.2 | 0.4 | .557 | .739 |

6-7 • 225 • So. • Glen Cove, N.Y.

- Missed only 3 free throws this year (19-22)
- Seven career double-doubles, one this season
- Posted double figures 19 career times, and 20+ five times
- Ranks 3rd in team scoring (9.8) & 2nd in rebounding (4.6)
- 15 points and 10 rebounds in win over NC A&T



2

Josh Oglesby • G

| | MIN | PTS | REB | AST | STL | FG% | FT% |
|---------|------|-----|-----|-----|-----|------|------|
| SEASON | 16.2 | 8.0 | 1.8 | 2.0 | 0.2 | .483 | .500 |
| BIG TEN | --- | --- | --- | --- | --- | --- | --- |
| CAREER | 16.2 | 8.0 | 1.8 | 2.0 | 0.2 | .483 | .500 |

6-5 • 185 • Fr. • Cedar Rapids, Iowa

- Led Iowa in scoring vs. N. Illinois and Creighton
- 1st Iowa reserve to led team in consecutive games since '98
- 1-9 FGs 1st two games; 13-20 FGs last 3 games
- Scored 13 of his 14 pts in the 2nd half vs. Creighton
- Made both 3-pt attempts vs. Campbell




4

Roy Devyn Marble • G/F

| | MIN | PTS | REB | AST | STL | FG% | FT% |
|---------|------|-----|-----|-----|-----|------|------|
| SEASON | 20.8 | 6.4 | 2.6 | 3.2 | 1.4 | .361 | .833 |
| BIG TEN | --- | --- | --- | --- | --- | --- | --- |
| CAREER | 19.4 | 5.8 | 2.4 | 1.6 | 0.8 | .376 | .556 |

6-6 • 194 • So. • Southfield, Mich.

- Boasts a Big Ten-best 16.0 assist/turnover ratio
- Posted double figures 6 career times
- Tied a career high with 4 assists three this season
- Matched a personal best with 7 boards vs. Chicago State
- Had 14 pts, 4 asts, 1 blk and 1 stl against Campbell




5

Matt Gatens • G

| | MIN | PTS | REB | AST | STL | FG% | FT% |
|---------|------|------|-----|-----|-----|------|------|
| SEASON | 29.0 | 15.8 | 3.6 | 2.2 | 1.8 | .520 | .941 |
| BIG TEN | --- | --- | --- | --- | --- | --- | --- |
| CAREER | 34.5 | 12.1 | 3.6 | 2.4 | 1.0 | .400 | .872 |

6-5 • 212 • Sr. • Iowa City, Iowa

- Team co-captain
- Averaged 18 points the last 4 games
- Poured in a career-high 27 points in win over NC A&T
- Posted double figures 66 career times, and 20+ ten times
- Ranks 21st in Iowa career scoring




15

Zach McCabe • F

| | MIN | PTS | REB | AST | STL | FG% | FT% |
|---------|------|-----|-----|-----|-----|------|------|
| SEASON | 20.4 | 7.8 | 4.0 | 1.6 | 1.4 | .405 | .444 |
| BIG TEN | --- | --- | --- | --- | --- | --- | --- |
| CAREER | 19.7 | 6.1 | 3.6 | 0.9 | 0.8 | .359 | .745 |

6-7 • 232 • So. • Sioux City, Iowa

- Ranks fifth in team scoring (7.8)
- Ranks second in team steals (1.3)
- Season-high 13 points in win over Chicago State
- Grabbed a team-best 7 boards vs. Campbell
- Had 2 steals vs. Creighton




20

Andrew Brommer • C

| | MIN | PTS | REB | BLK | STL | FG% | FT% |
|---------|------|-----|-----|-----|-----|------|------|
| SEASON | 7.5 | 3.0 | 4.0 | 0.0 | 0.5 | 1.00 | .000 |
| BIG TEN | --- | --- | --- | --- | --- | --- | --- |
| CAREER | 10.2 | 2.2 | 1.8 | 0.4 | 0.2 | .534 | .457 |

6-9 • 247 • Sr. • Rosemount, Minn.

- Sprained his knee on Oct. 13 and missed 4 weeks
- Saw minimal action in 2 games (NC A&T and Campbell)
- Made all 3 field goal attempts this season
- Played 9 mins, collecting 4 pts and 3 rbs against Campbell
- Had 5 rebounds and 2 points vs. NC A&T




24

Bryce Cartwright • G

| | MIN | PTS | REB | AST | STL | FG% | FT% |
|---------|------|-----|-----|-----|-----|------|------|
| SEASON | 21.4 | 6.2 | 1.4 | 4.4 | 1.0 | .333 | .875 |
| BIG TEN | --- | --- | --- | --- | --- | --- | --- |
| CAREER | 26.3 | 7.7 | 2.2 | 4.5 | 0.9 | .384 | .721 |

6-1 • 188 • Sr. • Compton, Calif.

- Team co-captain
- Ranks fifth in the Big Ten in assists (4.4)
- Had 9 assists in 19 mins. vs. CSU, one shy of a career high
- Made 3-pt at halftime buzzer vs. Creighton
- Made 5 shots at the first-half buzzer the last two seasons




25

Eric May • F

| | MIN | PTS | REB | AST | STL | FG% | FT% |
|---------|------|------|-----|-----|-----|------|------|
| SEASON | 24.0 | 11.2 | 4.2 | 2.4 | 1.0 | .500 | .556 |
| BIG TEN | --- | --- | --- | --- | --- | --- | --- |
| CAREER | 27.8 | 8.6 | 3.8 | 1.4 | 1.1 | .419 | .630 |

6-5 • 217 • Jr. • Dubuque, Iowa

- Shooting 50% from the field, 47% from 3-pt range
- Tied career best with 20 pts vs. North Carolina A&T
- Dished out personal best 5 assists in win over CSU
- Grabbed a team-best 6 rebounds vs. Creighton
- Shared game high honors in steals with 2 vs. Campbell




30

Aaron White • F

| | MIN | PTS | REB | BLK | STL | FG% | FT% |
|---------|------|-----|-----|-----|-----|------|------|
| SEASON | 14.0 | 7.8 | 5.0 | 0.2 | 1.0 | .350 | .667 |
| BIG TEN | --- | --- | --- | --- | --- | --- | --- |
| CAREER | 14.0 | 7.8 | 5.0 | 0.2 | 1.0 | .350 | .667 |

6-8 • 225 • Fr. • Strongsville, Ohio

- Big Ten co-Freshman of the Week (Nov. 14)
- 19 pts vs. CSU ties Dick Ives (1943) for most in Iowa debut
- Double-double in debut vs. CSU: 19 pts and 10 rbs
- Iowa's leading rebounder (5.0)
- Attempted a personal-best 6 FTs vs. Creighton



35

Devon Archie • C

| | MIN | PTS | REB | BLK | STL | FG% | FT% |
|---------|------|-----|-----|-----|-----|------|------|
| SEASON | 13.8 | 2.8 | 4.0 | 0.4 | 0.8 | .600 | .500 |
| BIG TEN | --- | --- | --- | --- | --- | --- | --- |
| CAREER | 9.0 | 1.9 | 3.1 | 0.3 | 0.4 | .524 | .296 |

6-9 • 222 • Sr. • Indianapolis, Ind.

- Received a medical redshirt in 2009-10
- Did not start playing basketball until high school
- Started Iowa's first 5 games at center this season
- Grabbed a season-high 7 boards in win over NIU
- Perfect 2-2 at the foul line vs. Creighton

Carver-Hawkeye Arena and Dale and Marilyn Howard Family Pavilion



In September 2011, the University of Iowa completed a \$47 million revitalization of Carver-Hawkeye Arena. That project includes the construction of a practice facility for men's and women's basketball and volleyball, a 10,000-square-foot strength training and cardiovascular center, and an expansion to the Dan Gable Wrestling Complex, in addition to new locker room and support facilities for men's and women's basketball, wrestling and volleyball programs, and office space for the majority of Iowa administrative and coaching staffs.

Carver-Hawkeye Arena's four-story, 75,000-square foot addition has been named the Dale and Marilyn Howard Family Pavilion, named after the Howard's gave a multi-million dollar contribution to the athletic department.

"The Howard's have done so much for our program and the UI Athletics Department," said Iowa head coach Fran McCaffery. "Their generosity has helped pave the way for this beautiful state-of-the-art facility that our program desperately needed. Everything from the offices, locker room, practice gym to the weight room, is first class. We are extremely thankful for the Howard's contribution and are so proud to name the new addition after Dale and Marilyn Howard."

Matt Gatens is in his final season with the Hawkeyes and is ecstatic for the new additions and amenities to Carver-Hawkeye Arena.






“The new facilities are first class,” said Gatens. “After two years of construction, it’s good to finally be able to use the facility in our training efforts. It’s nice to be able to have a practice gym where we can come over and get extra shots up at our leisure. It’s great to be a Hawkeye!”

The addition of the practice facility eliminates the need to have student-athletes in the sports of men’s basketball, women’s basketball and volleyball practice and train at unusual or irregular times of day or at times which are typically reserved for classes. The flexibility created by the practice space also positively impacts the potential for use of the arena for other University and community-related events such as concerts.

The revitalization of the arena also extends into spaces used by the general public on game days and nights, including renovation of select concessions and restroom facilities, and the creation of hospitality and meeting spaces combined with club facilities for fans of the Hawkeyes who choose to participate in a variety of premium seating options similar to that which are available in the Paul W. Brechler Press Box at Kinnick Stadium.





IOWA HAWKEYE BASKETBALL

Updated Iowa Player Bio

Devon Archie



35

**Sr., 6-9, 222, Forward
Indianapolis, Ind.
Vincennes CC**

- Sidelined due to injury in 2009-10; received a medical redshirt
- Didn't start playing basketball until high school. He played on the junior varsity squad his junior season and varsity year his senior year.
- Career 52.4 percent shooter from the field
- Started five career games, all this year
- Started his first career game in Iowa's 2011-12 season opener vs. Chicago State recording four points and two rebounds
- Grabbed six rebounds in win over NCA&T
- Pulled down a team-high seven rebounds and matched a career high with two steals in win over Northern Illinois

Personal Bests

Points: 10 vs. Xavier, 11/19/10
Rebounds: 11 vs. Xavier, 11/19/10
FGM: 3, 2x, last vs. SIUE, 11/26/10
FGA: 5 vs. SIUE, 11/26/10
3-pt FG: ---
3-pt FGA: ---
FTM 4 vs. Xavier, 11/19/10
FTA: 7 vs. Xavier, 11/19/10
Assists: 2, 2x, last vs. N'western, 1/12/11
Steals: 2, 2x, last vs. N. Illinois, 11/17/11
Blocks: 3 at Purdue, 1/9/11
Minutes: 21, vs. SIUE, 11/26/10

2011-12 Game-by-Game

| Opponent | Date | gs | min | Total | | 3-Pointers | | Free throws | | Rebounds | | | | pf | a | t/o | blk | stl | pts | avg |
|--------------------|----------|----|----------|-------------|-------------|------------|-------------|-------------|-------------|----------|-----------|-----------|------------|----------|----------|----------|----------|----------|-----------|------------|
| | | | | fg-fga | pct | 3fg-fga | pct | ft-fta | pct | off | def | tot | avg | | | | | | | |
| CHICAGO STATE | 11/11/11 | * | 17 | 2-2 | 1.000 | 0-0 | .000 | 0-0 | .000 | 1 | 1 | 2 | 2.0 | 2 | 1 | 2 | 0 | 1 | 4 | 4.0 |
| NORTH CAROLINA A&T | 11/14/11 | * | 13 | 0-2 | .000 | 0-0 | .000 | 0-0 | .000 | 1 | 5 | 6 | 4.0 | 3 | 1 | 2 | 1 | 0 | 0 | 2.0 |
| NORTHERN ILLINOIS | 11/17/11 | * | 16 | 2-2 | 1.000 | 0-0 | .000 | 0-2 | .000 | 1 | 6 | 7 | 5.0 | 1 | 0 | 1 | 0 | 2 | 4 | 2.7 |
| vs Creighton | 11/20/11 | * | 14 | 1-2 | .500 | 0-0 | .000 | 2-2 | 1.000 | 1 | 2 | 3 | 4.5 | 0 | 0 | 0 | 0 | 0 | 4 | 3.0 |
| CAMPBELL | 11/23/11 | * | 9 | 1-2 | .500 | 0-0 | .000 | 0-0 | .000 | 1 | 1 | 2 | 4.0 | 2 | 0 | 3 | 1 | 1 | 2 | 2.8 |
| Totals | | | 5 | 6-10 | .600 | 0-0 | .000 | 2-4 | .500 | 5 | 15 | 20 | 4.0 | 8 | 2 | 8 | 2 | 4 | 14 | 2.8 |

Games played: 5
 Minutes/game: 13.8
 Points/game: 2.8
 FG Pct: 60.0
 FT Pct: 50.0

Rebounds/game: 4.0
 Assists/game: 0.4
 Turnovers/game: 1.6
 Assist/turnover ratio: 0.3
 Steals/game: 0.8
 Blocks/game: 0.4

CAREER STATISTICS

| YEAR | G/GS | FG-A | PCT | 3-PT | PCT | FT-A | PCT | RB | AVG | PF-FO | AS | TO | BK | ST | PTS | AVG |
|---------------|-------------|--------------|-------------|------------|-------------|-------------|-------------|-----------|------------|-------------|-----------|-----------|----------|-----------|-----------|------------|
| Junior | 23/0 | 16-32 | .500 | 0-0 | .000 | 6-23 | .261 | 66 | 2.9 | 15-0 | 8 | 10 | 7 | 6 | 38 | 1.7 |
| Senior | 5/5 | 6-10 | .625 | 0-0 | .000 | 2-4 | .500 | 20 | 4.0 | 8-0 | 2 | 8 | 2 | 4 | 14 | 2.8 |
| TOTALS | 28/5 | 22-42 | .524 | 0-0 | .000 | 8-27 | .296 | 86 | 3.1 | 23-0 | 10 | 18 | 9 | 10 | 52 | 1.9 |



IOWA HAWKEYE BASKETBALL

Updated Iowa Player Bio

Melsahn Basabe



1

So., 6-7, 225, Forward
Glen Cove, N.Y.
St. Mark's

- 2011 Big Ten Conference all-Freshman team
- 2011 Honorable mention All-Big Ten by league coaches and media
- Started all 36 games in his career
- Has seven career double-doubles (five against Big Ten competition)
- Career 55.7 percent shooter from the field
- Ranks third in team scoring (8.2) and second in rebounding (4.6)
- Has made 19-of-22 (.864) from the foul line
- Tallied 14 points and grabbed five rebounds in win over Chicago State
- Posted his first double-double of the season totaling 15 points and 10 rebounds in win over NC A&T
- Equaled a personal best with two steals vs. Creighton

Personal Bests

Points: 25 at Michigan, 1/30/11
Rebounds: 14 vs. Iowa State, 12/10/10
FGM: 9 at Michigan, 1/30/11
FGA: 14 vs. Iowa State, 12/10/10
3-pt FG: ---
3-pt FGA: ---
FTM: 8, 2x, last at Indiana, 2/5/11
FTA: 11 vs. Ohio State, 1/4/11
Assists: 2, 2x, last at Illinois, 2/26/11
Steals: 2, 2x, last vs. Creighton, 11/20/11
Blocks: 7 vs. Iowa State, 12/10/10
Minutes: 37 vs. Wisconsin, 2/9/11

2011-12 Game-by-Game

| Opponent | Date | gs | min | Total | | 3-Pointers | | Free throws | | Rebounds | | | | pf | a | t/o | blk | stl | pts | avg | |
|--------------------|----------|----|----------|------------|--------------|-------------|------------|-------------|--------------|-------------|----------|-----------|-----------|------------|-----------|----------|----------|----------|----------|-----------|------------|
| | | | | fg-fga | pct | 3fg-fga | pct | ft-fa | pct | off | def | tot | avg | | | | | | | | |
| CHICAGO STATE | 11/11/11 | * | 20 | 3-7 | .429 | 0-0 | .000 | 8-8 | 1.000 | 2 | 3 | 5 | 5.0 | 1 | 0 | 0 | 0 | 1 | 14 | 14.0 | |
| NORTH CAROLINA A&T | 11/14/11 | * | 31 | 4-8 | .500 | 0-0 | .000 | 7-8 | .875 | 3 | 7 | 10 | 7.5 | 2 | 1 | 4 | 1 | 0 | 15 | 14.5 | |
| NORTHERN ILLINOIS | 11/17/11 | * | 20 | 2-3 | .667 | 0-0 | .000 | 4-4 | 1.000 | 1 | 1 | 2 | 5.7 | 1 | 0 | 0 | 1 | 0 | 8 | 12.3 | |
| vs Creighton | 11/20/11 | * | 17 | 1-3 | .333 | 0-0 | .000 | 0-2 | .000 | 0 | 3 | 3 | 5.0 | 4 | 1 | 2 | 0 | 2 | 2 | 9.8 | |
| CAMPBELL | 11/23/11 | * | 19 | 1-5 | .200 | 0-0 | .000 | 0-0 | .000 | 3 | 0 | 3 | 4.6 | 2 | 0 | 1 | 0 | 0 | 2 | 8.2 | |
| Totals | | | 5 | 107 | 11-26 | .423 | 0-0 | .000 | 19-22 | .864 | 9 | 14 | 23 | 4.6 | 10 | 2 | 7 | 2 | 3 | 41 | 8.2 |

Games played: 5
 Minutes/game: 21.4
 Points/game: 8.2
 FG Pct: 42.3
 FT Pct: 86.4

Rebounds/game: 4.6
 Assists/game: 0.4
 Turnovers/game: 1.4
 Assist/turnover ratio: 0.3
 Steals/game: 0.6
 Blocks/game: 0.4

CAREER STATISTICS

| YEAR | G/GS | FG-A | PCT | 3-PT | PCT | FT-A | PCT | RB | AVG | PF-FO | AS | TO | BK | ST | PTS | AVG |
|---------------|--------------|----------------|-------------|------------|-------------|---------------|-------------|------------|------------|-------------|-----------|-----------|-----------|-----------|------------|-------------|
| Fresh. | 31/31 | 131-229 | .572 | 0-0 | .000 | 80-112 | .714 | 210 | 6.8 | 83-2 | 9 | 65 | 41 | 12 | 342 | 11.0 |
| Soph. | 5/5 | 11-26 | .423 | 0-0 | .000 | 19-22 | .864 | 23 | 4.6 | 10-0 | 2 | 7 | 2 | 3 | 41 | 8.2 |
| TOTALS | 36/36 | 142-255 | .557 | 0-0 | .000 | 99-134 | .739 | 233 | 6.5 | 93-2 | 11 | 72 | 43 | 15 | 383 | 10.6 |



IOWA HAWKEYE BASKETBALL

Updated Iowa Player Bio

Andrew Brommer



20

2011-12 Game-by-Game

| Opponent | Date | gs | min | Total | | 3-Pointers | | Free throws | | Rebounds | | | | pf | a | t/o | blk | stl | pts | avg |
|--------------------|----------|----|-----|--------|-------|------------|------|-------------|------|----------|-----|-----|-----|----|---|-----|-----|-----|-----|-----|
| | | | | fg-fga | pct | 3fg-fga | pct | ft-fa | pct | off | def | tot | avg | | | | | | | |
| NORTH CAROLINA A&T | 11/14/11 | 6 | 1-1 | 1.000 | 0-0 | .000 | 0-2 | .000 | 1 | 4 | 5 | 5.0 | 3 | 0 | 1 | 0 | 1 | 2 | 2.0 | |
| CAMPBELL | 11/23/11 | 9 | 2-2 | 1.000 | 0-0 | .000 | 0-0 | .000 | 1 | 2 | 3 | 4.0 | 2 | 0 | 0 | 0 | 0 | 4 | 3.0 | |
| Totals | | 0 | 15 | 3-3 | 1.000 | 0-0 | .000 | 0-2 | .000 | 2 | 6 | 8 | 4.0 | 5 | 0 | 1 | 0 | 1 | 6 | 3.0 |

Games played: 2
 Minutes/game: 7.5
 Points/game: 3.0
 FG Pct: 100.0
 FT Pct: 0.0

Rebounds/game: 4.0
 Turnovers/game: 0.5
 Steals/game: 0.5

Sr., 6-9, 247, Forward
Rosemount, Minn.
Rosemount HS

- Missed three games due to an injured knee (Chicago State, Northern Illinois and Creighton)
- Grabbed five rebounds in win over NC A&T before reinjuring his knee
- Recorded four points and three rebounds in nine minutes of action against Campbell

Personal Bests

Points: 12, 2x, last at Ohio State, 1/19/11
Rebounds: 6 at Ohio State, 1/19/11
FGM: 6 vs. Iowa State, 12/10/10
FGA: 8 at Ohio State, 1/19/11
FTM: 4 vs. Tennessee State, 1/12/10
FTA: 8 vs. West Virginia, 11/28/08
Assists: 3, 2x, last vs. Ohio State, 1/4/11
Steals: 2, 2x, last vs. Idaho State, 12/4/10
Blocks: 4 vs. Minnesota, 2/13/11
Minutes: 30 at Ohio State, 1/19/11

CAREER STATISTICS

| YEAR | G/GS | FG-A | PCT | 3-PT | PCT | FT-A | PCT | RB | AVG | PF-FO | AS | TO | BK | ST | PTS | AVG |
|---------------|-------------|---------------|-------------|------------|-------------|--------------|-------------|------------|------------|--------------|-----------|-----------|-----------|-----------|------------|------------|
| Fresh. | 20/0 | 9-17 | .529 | 0-0 | .000 | 5-22 | .227 | 23 | 1.2 | 29-1 | 2 | 7 | 9 | 2 | 23 | 1.2 |
| Soph. | 22/0 | 10-26 | .385 | 0-1 | .000 | 18-24 | .750 | 28 | 1.2 | 38-3 | 9 | 11 | 7 | 7 | 38 | 1.7 |
| Junior | 31/0 | 41-72 | .569 | 0-0 | .000 | 14-33 | .424 | 74 | 2.4 | 66-1 | 22 | 30 | 15 | 6 | 96 | 3.1 |
| Senior | 2/0 | 3-3 | 1.000 | 0-0 | .000 | 0-2 | .000 | 8 | 4.0 | 5-0 | 0 | 1 | 0 | 1 | 6 | 3.0 |
| TOTALS | 75/0 | 63-118 | .534 | 0-1 | .000 | 37-81 | .457 | 133 | 1.8 | 138-5 | 33 | 49 | 31 | 16 | 163 | 2.2 |



IOWA HAWKEYE BASKETBALL

Updated Iowa Player Bio

Bryce Cartwright



24

**Sr., 6-1, 188, Guard
Compton, Calif.
Dominguez HS
Fresno State/Paris JC**

- Team co-captain this season
- 2011 Honorable mention all-Big Ten by league media
- Attended the same high school as Tyson Chandler, Cedric Ceballos, Dennis Johnson and Tayshaun Prince
- Ranks fifth in Big Ten assists (4.4)
- Collected a game-high six assists to go along with 12 points in win over NC A&T
- Dished out nine assists in only 19 minutes of action in win over Northern Illinois
- Was a perfect 2-2 from 3-point territory finishing with nine points vs. Creighton

Personal Bests

Points: 25 vs. N'western, 1/12/11
Rebounds: 6, 3x, last vs. Purdue, 3/5/11
FGM: 9 vs. N'western, 1/12/11
FGA: 19 vs. La. Tech, 12/21/10
3-pt FG: 3, 2x, last vs. Minnesota, 2/13/11
3-pt FGA: 7 vs. Minnesota, 2/13/11
FTM: 7 vs. N'western, 1/12/11
FTA: 8 vs. N'western, 1/12/11
Assists: 10 vs. Michigan State, 2/2/11
Steals: 4 vs. Long Beach State, 11/22/10
Blocks: 1, 3x, last vs. UL Monroe, 11/16/10
Minutes: 44 at New Mexico State, 2/14/09

2011-12 Game-by-Game

| Opponent | Date | gs | min | Total | | 3-Pointers | | Free throws | | Rebounds | | | | pf | a | t/o | blk | stl | pts | avg | |
|--------------------|----------|----|----------|------------|--------------|-------------|------------|-------------|------------|-------------|----------|----------|----------|------------|----------|-----------|----------|----------|----------|-----------|------------|
| | | | | fg-fga | pct | 3fg-fga | pct | ft-fa | pct | off | def | tot | avg | | | | | | | | |
| CHICAGO STATE | 11/11/11 | * | 15 | 1-5 | .200 | 0-1 | .000 | 0-0 | .000 | 0 | 2 | 2 | 2.0 | 0 | 4 | 3 | 0 | 1 | 2 | 2.0 | |
| NORTH CAROLINA A&T | 11/14/11 | * | 27 | 4-11 | .364 | 0-4 | .000 | 4-4 | 1.000 | 1 | 1 | 2 | 2.0 | 4 | 6 | 1 | 0 | 2 | 12 | 7.0 | |
| NORTHERN ILLINOIS | 11/17/11 | * | 19 | 1-5 | .200 | 0-1 | .000 | 2-2 | 1.000 | 0 | 1 | 1 | 1.7 | 0 | 9 | 0 | 0 | 0 | 4 | 6.0 | |
| vs Creighton | 11/20/11 | * | 20 | 3-4 | .750 | 2-2 | 1.000 | 1-2 | .500 | 0 | 1 | 1 | 1.5 | 1 | 1 | 0 | 0 | 0 | 9 | 6.8 | |
| CAMPBELL | 11/23/11 | * | 26 | 2-8 | .250 | 0-0 | .000 | 0-0 | .000 | 0 | 1 | 1 | 1.4 | 2 | 2 | 3 | 0 | 2 | 4 | 6.2 | |
| Totals | | | 5 | 107 | 11-33 | .333 | 2-8 | .250 | 7-8 | .875 | 1 | 6 | 7 | 1.4 | 7 | 22 | 7 | 0 | 5 | 31 | 6.2 |

Games played: 5
 Minutes/game: 21.4
 Points/game: 6.2
 FG Pct: 33.3
 3FG Pct: 25.0
 FT Pct: 87.5

Rebounds/game: 1.4
 Assists/game: 4.4
 Turnovers/game: 1.4
 Assist/turnover ratio: 3.1
 Steals/game: 1.0

CAREER STATISTICS

| YEAR | G/GS | FG-A | PCT | 3-PT | PCT | FT-A | PCT | RB | AVG | PF-FO | AS | TO | BK | ST | PTS | AVG |
|---------------|-------------------------|----------------|-------------|---------------|-------------|---------------|-------------|------------|------------|-------------|------------|------------|----------|-----------|------------|------------|
| Fresh. | 34/20 | 58-155 | .374 | 17-65 | .262 | 34-46 | .739 | 60 | 1.8 | 45-1 | 109 | 68 | 2 | 27 | 167 | 4.9 |
| Soph. | At Paris Junior College | | | | | | | | | | | | | | | |
| Junior | 31/26 | 134-341 | .393 | 19-69 | .275 | 52-75 | .693 | 90 | 2.9 | 42-0 | 182 | 102 | 1 | 28 | 339 | 10.9 |
| Senior | 5/5 | 11-33 | .333 | 2-8 | .250 | 7-8 | .875 | 7 | 1.4 | 7-0 | 22 | 7 | 0 | 5 | 31 | 6.2 |
| TOTALS | 70/51 | 203-529 | .384 | 38-142 | .268 | 93-129 | .721 | 157 | 2.2 | 94-1 | 313 | 177 | 3 | 60 | 537 | 7.7 |



IOWA HAWKEYE BASKETBALL

Updated Iowa Player Bio

Cody Cox



11

So., 6-4, 196, Forward
Waterloo, Iowa
Waterloo West

- Non-scholarship athlete
- Competed in five career contests

Personal Bests

Points: ---
 Rebounds: 1 vs. Chicago State, 11/11/11
 FGM: ---
 FGA: 2 vs. SIUE, 11/26/10
 3-pt FG: ---
 3-pt FGA: 1 vs. SIUE, 11/26/10
 FTM: ---
 FTA: ---
 Assists: 1 vs. SIUE, 11/26/10
 Steals: 1 vs. SIUE, 11/26/10
 Blocks: ---
 Minutes: 7 vs. SIUE, 11/26/10

2011-12 Game-by-Game

| Opponent | Date | gs | min | Total | | 3-Pointers | | Free throws | | Rebounds | | | | | pts | avg | | | |
|-------------------|----------|----|-----|--------|------|------------|------|-------------|------|----------|-----|-----|-----|----|-----|-----|---|-----|-----|
| | | | | fg-fga | pct | 3fg-fga | pct | ft-fa | pct | off | def | tot | avg | pf | | | a | t/o | blk |
| CHICAGO STATE | 11/11/11 | | 3 | 0-0 | .000 | 0-0 | .000 | 0-0 | .000 | 0 | 1 | 1 | 1.0 | 0 | 0 | 0 | 0 | 0 | 0.0 |
| NORTHERN ILLINOIS | 11/17/11 | | 2 | 0-0 | .000 | 0-0 | .000 | 0-0 | .000 | 0 | 0 | 0 | 0.5 | 0 | 0 | 0 | 0 | 0 | 0.0 |
| Totals | | 0 | 5 | 0-0 | .000 | 0-0 | .000 | 0-0 | .000 | 0 | 1 | 1 | 0.5 | 0 | 0 | 0 | 0 | 0 | 0.0 |

Games played: 2
Minutes/game: 2.5

Rebounds/game: 0.5

CAREER STATISTICS

| YEAR | G/GS | FG-A | PCT | 3-PT | PCT | FT-A | PCT | RB | AVG | PF-FO | AS | TO | BK | ST | PTS | AVG |
|--------|------|------|------|------|------|------|------|----|-----|-------|----|----|----|----|-----|-----|
| Fresh. | 3/0 | 0-3 | .000 | 0-1 | .000 | 0-0 | .000 | 0 | 0.0 | 1-0 | 1 | 0 | 0 | 1 | 0 | 0.0 |
| Soph. | 2/0 | 0-0 | .000 | 0-0 | .000 | 0-0 | .000 | 1 | 0.5 | 0-0 | 0 | 0 | 0 | 0 | 0 | 0.0 |
| TOTALS | 5/0 | 0-3 | .000 | 0-1 | .000 | 0-0 | .000 | 1 | 0.2 | 1-0 | 1 | 0 | 0 | 1 | 0 | 0.0 |



IOWA HAWKEYE BASKETBALL

Updated Iowa Player Bio

Kyle Denning



13

Fr., 6-2, 175, Guard
Cedar Falls, Iowa
Northern University HS

- Non-scholarship athlete
- Saw action in two games
- Sank both free throw attempts in four minutes of action in Iowa's season opening win over Chicago State

Personal Bests

Points: ---
 Rebounds: ---
 FGM: ---
 FGA: ---
 3-pt FG: ---
 3-pt FGA: ---
 FTM: 2 vs. Chicago State, 11/11/11
 FTA: 2 vs. Chicago State, 11/11/11
 Assists: ---
 Steals: ---
 Blocks: ---
 Minutes: 4 vs. Chicago State, 11/11/11

2011-12 Game-by-Game

| Opponent | Date | gs | min | Total | | 3-Pointers | | Free throws | | Rebounds | | | | pf | a | t/o | blk | stl | pts | avg |
|-------------------|----------|----|-----|--------|------|------------|------|-------------|-------|----------|-----|-----|-----|----|---|-----|-----|-----|-----|-----|
| | | | | fg-fga | pct | 3fg-fga | pct | ft-fa | pct | off | def | tot | avg | | | | | | | |
| CHICAGO STATE | 11/11/11 | | 4 | 0-0 | .000 | 0-0 | .000 | 2-2 | 1.000 | 0 | 0 | 0 | 0.0 | 0 | 0 | 0 | 0 | 0 | 2 | 2.0 |
| NORTHERN ILLINOIS | 11/17/11 | | 2 | 0-0 | .000 | 0-0 | .000 | 0-0 | .000 | 0 | 0 | 0 | 0.0 | 0 | 0 | 0 | 0 | 0 | 0 | 1.0 |
| Totals | | 0 | 6 | 0-0 | .000 | 0-0 | .000 | 2-2 | 1.000 | 0 | 0 | 0 | 0.0 | 0 | 0 | 0 | 0 | 0 | 2 | 1.0 |

Games played: 2
 Minutes/game: 3.0
 Points/game: 1.0
 FT Pct: 100.0

CAREER STATISTICS

| YEAR | G/GS | FG-A | PCT | 3-PT | PCT | FT-A | PCT | RB | AVG | PF-FO | AS | TO | BK | ST | PTS | AVG |
|--------|------|------|------|------|------|------|-------|----|-----|-------|----|----|----|----|-----|-----|
| Fresh. | 2/0 | 0-0 | .000 | 0-0 | .000 | 2-2 | 1.000 | 0 | 0.0 | 0-0 | 0 | 0 | 0 | 0 | 2 | 1.0 |



IOWA HAWKEYE BASKETBALL

Updated Iowa Player Bio

Matt Gatens



5

Sr., 6-5, 212, Guard
Iowa City, Iowa
City HS

- Three-time team co-captain
- Only missed two games in his career due to injury (2010 vs. South Dakota State and UL Monroe)
- Posted double figures 66 times in his career, four times this season
- Ranks third in Big Ten career free throw percentage (.872, 251-288)
- Iowa's leading scorer (15.8) and 3-point shooter (11-30, .367)
- Ranks 21st in Iowa career scoring (1,182)
- Ranks sixth in career 3-pointers at Iowa (175)
- Poured in a career-high 27 points and also had six rebounds, four assists and two steals in win over NC A&T
- Notched a team-high 17 points against Campbell, adding five rebounds, two assists and two steals
- Had 15 points on 5-6 shooting from the field and 3-4 from long distance in win over Northern Illinois
- Collected a season and game-high three steals vs. Creighton

2011-12 Game-by-Game

| Opponent | Date | gs | min | Total | | 3-Pointers | | Free throws | | Rebounds | | | | pf | a | t/o | blk | sti | pts | avg | |
|--------------------|----------|----|-----|--------|-------|------------|-------|-------------|-------|----------|-----|-----|-----|-----|----|-----|-----|-----|-----|------|------|
| | | | | fg-fga | pct | 3fg-fga | pct | ft-fa | pct | off | def | tot | avg | | | | | | | | |
| CHICAGO STATE | 11/11/11 | * | 16 | 2-5 | .400 | 1-4 | .250 | 2-2 | 1.000 | 1 | 0 | 1 | 1.0 | 3 | 2 | 0 | 0 | 1 | 7 | 7.0 | |
| NORTH CAROLINA A&T | 11/14/11 | * | 34 | 9-15 | .600 | 4-10 | .400 | 5-6 | .833 | 4 | 2 | 6 | 3.5 | 2 | 4 | 1 | 0 | 2 | 27 | 17.0 | |
| NORTHERN ILLINOIS | 11/17/11 | * | 20 | 5-6 | .833 | 3-4 | .750 | 2-2 | 1.000 | 1 | 1 | 2 | 3.0 | 1 | 2 | 1 | 0 | 1 | 15 | 16.3 | |
| vs Creighton | 11/20/11 | * | 35 | 5-12 | .417 | 2-7 | .286 | 1-1 | 1.000 | 1 | 3 | 4 | 3.3 | 2 | 1 | 1 | 0 | 3 | 13 | 15.5 | |
| CAMPBELL | 11/23/11 | * | 40 | 5-12 | .417 | 1-5 | .200 | 6-6 | 1.000 | 1 | 4 | 5 | 3.6 | 3 | 2 | 1 | 0 | 2 | 17 | 15.8 | |
| Totals | | | 5 | 145 | 26-50 | .520 | 11-30 | .367 | 16-17 | .941 | 8 | 10 | 18 | 3.6 | 11 | 11 | 4 | 0 | 9 | 79 | 15.8 |

Games played: 5
 Minutes/game: 29.0
 Points/game: 15.8
 FG Pct: 52.0
 3FG Pct: 36.7
 FT Pct: 94.1

Rebounds/game: 3.6
 Assists/game: 2.2
 Turnovers/game: 0.8
 Assist/turnover ratio: 2.8
 Steals/game: 1.8

Personal Bests

Points: 27 vs. NC A&T, 11/14/11
Rebounds: 10 vs. Western Illinois, 12/27/08
FGM: 9 vs. North Carolina A&T, 11/14/11
FGA: 21 at Minnesota, 1/16/11
3-pt FG: 5, 4x, last vs. N'western, 1/12/11
3-pt FGA: 11 vs. Minnesota, 2/13/11
FTM: 11 vs. Indiana, 1/23/11
FTA: 12, 2x, last vs. Indiana, 1/23/11
Assists: 8 vs. SC State, 12/21/09
Steals: 5 vs. Idaho State, 12/4/10
Blocks: 2 vs. Michigan, 2/22/09
Minutes: 50 vs. Penn State, 3/7/09

CAREER STATISTICS

| YEAR | G/GS | FG-A | PCT | 3-PT | PCT | FT-A | PCT | RB | AVG | PF-FO | AS | TO | BK | ST | PTS | AVG |
|---------------|--------------|----------------|-------------|----------------|-------------|----------------|-------------|------------|------------|--------------|------------|------------|-----------|------------|-------------|-------------|
| Fresh. | 32/32 | 109-258 | .422 | 52-129 | .403 | 75-83 | .904 | 121 | 3.8 | 82-2 | 71 | 51 | 10 | 26 | 345 | 10.8 |
| Soph. | 32/32 | 125-338 | .370 | 58-177 | .328 | 84-101 | .832 | 138 | 4.3 | 70-0 | 105 | 85 | 3 | 29 | 392 | 12.3 |
| Junior | 29/29 | 118-299 | .395 | 54-163 | .331 | 76-87 | .874 | 71 | 2.4 | 44-1 | 53 | 42 | 3 | 38 | 366 | 12.6 |
| Senior | 5/5 | 26-50 | .520 | 11-30 | .367 | 16-17 | .941 | 18 | 3.6 | 11-0 | 11 | 4 | 0 | 9 | 79 | 15.8 |
| TOTALS | 98/98 | 378-945 | .400 | 175-499 | .351 | 251-288 | .872 | 348 | 3.6 | 207-3 | 240 | 182 | 16 | 102 | 1182 | 12.1 |



IOWA HAWKEYE BASKETBALL

Updated Iowa Player Bio

Roy Devyn Marble



4

2011-12 Game-by-Game

| Opponent | Date | gs | min | Total | | 3-Pointers | | Free throws | | Rebounds | | | | pf | a | t/o | blk | stl | pts | avg |
|--------------------|----------|----|------|--------|------|------------|------|-------------|------|----------|-----|-----|-----|----|----|-----|-----|-----|-----|-----|
| | | | | fg-fga | pct | 3fg-fga | pct | ft-fa | pct | off | def | tot | avg | | | | | | | |
| CHICAGO STATE | 11/11/11 | 21 | 3-6 | .500 | 0-2 | .000 | 0-0 | .000 | 2 | 5 | 7 | 7.0 | 2 | 4 | 0 | 0 | 3 | 6 | 6.0 | |
| NORTH CAROLINA A&T | 11/14/11 | 13 | 2-6 | .333 | 1-2 | .500 | 0-0 | .000 | 0 | 1 | 1 | 4.0 | 2 | 3 | 1 | 0 | 0 | 5 | 5.5 | |
| NORTHERN ILLINOIS | 11/17/11 | 17 | 2-8 | .250 | 0-0 | .000 | 1-2 | .500 | 1 | 1 | 2 | 3.3 | 0 | 4 | 0 | 0 | 2 | 5 | 5.3 | |
| vs Creighton | 11/20/11 | 21 | 0-4 | .000 | 0-1 | .000 | 2-2 | 1.000 | 1 | 1 | 2 | 3.0 | 2 | 1 | 0 | 0 | 1 | 2 | 4.5 | |
| CAMPBELL | 11/23/11 | 32 | 6-12 | .500 | 0-1 | .000 | 2-2 | 1.000 | 1 | 0 | 1 | 2.6 | 3 | 4 | 0 | 1 | 1 | 14 | 6.4 | |
| Totals | | 0 | 104 | 13-36 | .361 | 1-6 | .167 | 5-6 | .833 | 5 | 8 | 13 | 2.6 | 9 | 16 | 1 | 1 | 7 | 32 | 6.4 |

Games played: 5
 Minutes/game: 20.8
 Points/game: 6.4
 FG Pct: 36.1
 3FG Pct: 16.7
 FT Pct: 83.3

Rebounds/game: 2.6
 Assists/game: 3.2
 Turnovers/game: 0.2
 Assist/turnover ratio: 16.0
 Steals/game: 1.4
 Blocks/game: 0.2

So., 6-6, 194, Guard/Forward
Southfield, Mich.
Lathrup HS

- Father Roy, is a three-time all-Big Ten performer and Iowa MVP, and the Hawkeyes' all-time leading scorer
- Played in all 31 contests as a freshman, including starting six games (vs. #2 Ohio State, vs. Michigan, at Illinois, at Michigan State, vs. #6 Purdue, vs. Michigan State)
- Boasts a Big Ten-best 16.0 assist/turnover ratio (16 assists, 1 turnover)
- Posted double figures six times in his career
- Tallied a season-high 14 points against Campbell in a career-high 32 minutes, and added four assists and a block
- Collected a personal-best three steals and equaled career highs in rebounds (7) and assists (4) in win over Chicago State
- Matched a career-high with four assists in win over Northern Illinois

Personal Bests

Points: 18 vs. Indiana, 1/23/11
Rebounds: 7, 2x, last vs. Chicago St., 11/11/11
FGM: 8 vs. Indiana, 1/23/11
FGA: 13 vs. Indiana, 1/23/11
3-pt FG: 2, 3x, last at Michigan, 1/30/11
3-pt FGA: 3, 4x, last at Mich. State, 3/2/11
FTM: 5 vs. Long Beach State, 11/22/10
FTA: 6, 3x, last at Mich. State, 3/2/11
Assists: 4, 3x, last vs. N. Illinois, 11/17/11
Steals: 3 vs. Chicago State, 11/11/11
Blocks: 1, 3x, last vs. Campbell, 11/23/11
Minutes: 32 vs. Campbell, 11/23/11

CAREER STATISTICS

| YEAR | G/GS | FG-A | PCT | 3-PT | PCT | FT-A | PCT | RB | AVG | PF-FO | AS | TO | BK | ST | PTS | AVG |
|---------------|-------------|---------------|-------------|--------------|-------------|--------------|-------------|-----------|------------|-------------|-----------|-----------|----------|-----------|------------|------------|
| Fresh. | 31/6 | 66-174 | .379 | 11-41 | .268 | 35-66 | .530 | 74 | 2.4 | 41-0 | 41 | 34 | 2 | 21 | 178 | 5.7 |
| Soph. | 5/0 | 13-36 | .361 | 1-6 | .167 | 5-6 | .833 | 13 | 2.6 | 9-0 | 16 | 1 | 1 | 7 | 32 | 6.4 |
| TOTALS | 36/6 | 79-210 | .376 | 12-47 | .255 | 40-72 | .556 | 87 | 2.4 | 50-0 | 57 | 35 | 2 | 28 | 210 | 5.8 |



IOWA HAWKEYE BASKETBALL

Updated Iowa Player Bio

Eric May



25

Jr., 6-5, 217, Guard/Forward
Dubuque, Iowa
Wahlert HS

- 2011 Academic All-Big Ten honoree
- Ranks second in team scoring (11.2) and third in rebounding (4.2)
- Dished out a game and career-high five assists in win over Chicago State
- Matched a career best with 20 points on 8-12 shooting from the field, including 3-4 from 3-point range, and 1-3 from the foul line and also pulled down a season-high nine rebounds in win over NC A&T
- Tallied 14 points and had four assists in win over Northern Illinois
- Controlled a team-high six rebounds vs. Creighton

Personal Bests

Points: 20, 2x, last vs. NC A&T, 11/14/11
Rebounds: 11 vs. Prairie View A&M, 12/5/09
FGM: 8, 2x, last at Wake Forest, 11/30/10
FGA: 16 vs. South Dakota State, 11/14/10
3-pt FG: 5 vs. Ohio State, 1/27/10
3-pt FGA: 10 vs. Ohio State, 1/27/10
FTM: 4, 2x, last vs. Illinois, 12/29/10
FTA: 8 vs. Illinois, 12/29/10
Assists: 5 vs. Chicago State, 11/11/11
Steals: 7 vs. SIUE, 11/26/10
Blocks: 3, 3x, last at Michigan, 1/30/10
Minutes: 43 vs. Michigan, 2/16/10

2011-12 Game-by-Game

| Opponent | Date | gs | min | Total | | 3-Pointers | | Free throws | | Rebounds | | | pf | a | t/o | blk | stl | pts | avg | |
|--------------------|----------|----|----------|------------|--------------|-------------|-------------|-------------|------------|-------------|----------|-----------|-----------|------------|-----------|-----------|-----------|----------|-----------|-------------|
| | | | | fg-fga | pct | 3fg-fga | pct | ft-fa | pct | off | def | tot | | | | | | | | avg |
| CHICAGO STATE | 11/11/11 | * | 26 | 4-10 | .400 | 2-5 | .400 | 2-2 | 1.000 | 0 | 1 | 1 | 1.0 | 1 | 5 | 1 | 1 | 2 | 12 | 12.0 |
| NORTH CAROLINA A&T | 11/14/11 | * | 32 | 8-12 | .667 | 3-4 | .750 | 1-3 | .333 | 3 | 6 | 9 | 5.0 | 2 | 1 | 5 | 0 | 1 | 20 | 16.0 |
| NORTHERN ILLINOIS | 11/17/11 | * | 19 | 6-8 | .750 | 2-2 | 1.000 | 0-0 | .000 | 0 | 3 | 3 | 4.3 | 2 | 4 | 2 | 0 | 0 | 14 | 15.3 |
| vs Creighton | 11/20/11 | * | 23 | 3-10 | .300 | 0-3 | .000 | 0-0 | .000 | 2 | 4 | 6 | 4.8 | 3 | 2 | 3 | 1 | 0 | 6 | 13.0 |
| CAMPBELL | 11/23/11 | * | 20 | 1-4 | .250 | 0-1 | .000 | 2-4 | .500 | 0 | 2 | 2 | 4.2 | 2 | 0 | 1 | 0 | 2 | 4 | 11.2 |
| Totals | | | 5 | 120 | 22-44 | .500 | 7-15 | .467 | 5-9 | .556 | 5 | 16 | 21 | 4.2 | 10 | 12 | 12 | 2 | 56 | 11.2 |

Games played: 5
 Minutes/game: 24.0
 Points/game: 11.2
 FG Pct: 50.0
 3FG Pct: 46.7
 FT Pct: 55.6

Rebounds/game: 4.2
 Assists/game: 2.4
 Turnovers/game: 2.4
 Assist/turnover ratio: 1.0
 Steals/game: 1.0
 Blocks/game: 0.4

CAREER STATISTICS

| YEAR | G/GS | FG-A | PCT | 3-PT | PCT | FT-A | PCT | RB | AVG | PF-FO | AS | TO | BK | ST | PTS | AVG |
|---------------|--------------|----------------|-------------|---------------|-------------|---------------|-------------|------------|------------|--------------|-----------|------------|-----------|-----------|------------|------------|
| Fresh. | 32/23 | 104-259 | .402 | 41-143 | .287 | 38-57 | .667 | 147 | 4.6 | 74-1 | 44 | 59 | 26 | 34 | 287 | 9.0 |
| Soph. | 30/25 | 88-204 | .423 | 26-66 | .394 | 32-53 | .604 | 88 | 2.9 | 41-1 | 38 | 60 | 9 | 38 | 234 | 7.8 |
| Junior | 5/5 | 22-44 | .500 | 7-15 | .467 | 5-9 | .556 | 21 | 4.2 | 10-0 | 12 | 12 | 2 | 5 | 56 | 11.2 |
| TOTALS | 67/53 | 214-511 | .419 | 74-224 | .330 | 75-119 | .630 | 256 | 3.8 | 125-2 | 94 | 131 | 37 | 77 | 577 | 8.6 |



IOWA HAWKEYE BASKETBALL

Updated Iowa Player Bio

Zach McCabe



15

2011-12 Game-by-Game

| Opponent | Date | gs | min | Total | | 3-Pointers | | Free throws | | Rebounds | | | | pf | a | t/o | blk | stl | pts | avg |
|--------------------|----------|----|------|--------|------|------------|------|-------------|------|----------|-----|-----|-----|----|---|-----|-----|-----|------|-----|
| | | | | fg-fga | pct | 3fg-fga | pct | ft-fa | pct | off | def | tot | avg | | | | | | | |
| CHICAGO STATE | 11/11/11 | 18 | 5-11 | .455 | 2-5 | .400 | 1-3 | .333 | 2 | 3 | 5 | 5.0 | 1 | 1 | 0 | 0 | 1 | 13 | 13.0 | |
| NORTH CAROLINA A&T | 11/14/11 | 25 | 4-5 | .800 | 1-2 | .500 | 3-4 | .750 | 2 | 4 | 6 | 5.5 | 2 | 2 | 2 | 0 | 0 | 12 | 12.5 | |
| NORTHERN ILLINOIS | 11/17/11 | 15 | 3-6 | .500 | 2-3 | .667 | 0-0 | .000 | 1 | 0 | 1 | 4.0 | 2 | 2 | 1 | 0 | 2 | 8 | 11.0 | |
| vs Creighton | 11/20/11 | 20 | 0-4 | .000 | 0-1 | .000 | 0-2 | .000 | 1 | 0 | 1 | 3.3 | 1 | 1 | 0 | 0 | 2 | 0 | 8.3 | |
| CAMPBELL | 11/23/11 | 24 | 3-11 | .273 | 0-2 | .000 | 0-0 | .000 | 6 | 1 | 7 | 4.0 | 4 | 2 | 3 | 0 | 2 | 6 | 7.8 | |
| Totals | | 0 | 102 | 15-37 | .405 | 5-13 | .385 | 4-9 | .444 | 12 | 8 | 20 | 4.0 | 10 | 8 | 6 | 0 | 7 | 39 | 7.8 |

Games played: 5
 Minutes/game: 20.4
 Points/game: 7.8
 FG Pct: 40.5
 3FG Pct: 38.5
 FT Pct: 44.4

Rebounds/game: 4.0
 Assists/game: 1.6
 Turnovers/game: 1.2
 Assist/turnover ratio: 1.3
 Steals/game: 1.4

So., 6-7, 232, Forward
Sioux City, Iowa
Bishop Heelan HS

- Ranks fifth on the team in scoring (7.8)
- Had 13 points and five rebounds in win over Chicago State
- Tallied 12 points, six rebounds and two assists in win over NCA&T
- Scored eight points and had two steals and two assists in win over Northern Illinois
- Notched six points, a team-high seven rebounds, two steals and two assists against Campbell

Personal Bests

Points: 16 vs. SIUE, 11/26/10
Rebounds: 8 at Wake Forest, 11/30/10
FGM: 6 vs. SIUE, 11/26/10
FGA: 13 vs. SIUE, 11/26/10
3-pt FG: 4 vs. SIUE, 11/26/10
3-pt FGA: 7 vs. SIUE, 11/26/10
FTM: 6 vs. Alabama, 11/20/10
FTA: 7 at Drake, 12/18/10
Assists: 3 vs. Michigan, 2/19/11
Steals: 3 vs. Alabama, 11/20/10
Blocks: 1 at Purdue, 1/9/11
Minutes: 33 vs. South Dakota State, 11/14/10

CAREER STATISTICS

| YEAR | G/GS | FG-A | PCT | 3-PT | PCT | FT-A | PCT | RB | AVG | PF-FO | AS | TO | BK | ST | PTS | AVG |
|---------------|-------------|---------------|-------------|--------------|-------------|--------------|-------------|------------|------------|-------------|-----------|-----------|----------|-----------|------------|------------|
| Fresh. | 31/2 | 59-169 | .349 | 24-84 | .286 | 37-46 | .804 | 111 | 3.6 | 69-3 | 24 | 48 | 1 | 22 | 179 | 5.8 |
| Soph. | 5/0 | 15-37 | .405 | 5-13 | .385 | 4-9 | .444 | 20 | 4.0 | 10-0 | 8 | 6 | 0 | 7 | 39 | 7.8 |
| TOTALS | 36/2 | 74-206 | .359 | 29-97 | .299 | 41-55 | .745 | 131 | 3.6 | 79-3 | 32 | 54 | 1 | 29 | 218 | 6.1 |



IOWA HAWKEYE BASKETBALL

Updated Iowa Player Bio

Stephen McCarty



14

So., 6-2, 160, Guard
Auburn Hills, Mich.
West Bloomfield HS

- Non-scholarship athlete
- Saw action in two games

Personal Bests

Points: 2 vs. N. Illinois, 11/17/11
Rebounds: ---
FGM: 1 vs. N. Illinois, 11/17/11
FGA: 2 vs. N. Illinois, 11/17/11
3-pt FG: ---
3-pt FGA: ---
FTM: ---
FTA: ---
Assists: ---
Steals: ---
Blocks: ---
Minutes: 4 vs. Chicago State, 11/11/11

2011-12 Game-by-Game

| Opponent | Date | gs | min | Total | | 3-Pointers | | Free throws | | Rebounds | | | | pf | a | t/o | blk | stl | pts | avg |
|-------------------|----------|----|----------|------------|-------------|------------|-------------|-------------|-------------|----------|----------|----------|------------|----------|----------|----------|----------|----------|----------|------------|
| | | | | fg-fga | pct | 3fg-fga | pct | ft-fa | pct | off | def | tot | avg | | | | | | | |
| CHICAGO STATE | 11/11/11 | | 4 | 0-0 | .000 | 0-0 | .000 | 0-0 | .000 | 0 | 0 | 0 | 0.0 | 0 | 0 | 0 | 0 | 0 | 0 | 0.0 |
| NORTHERN ILLINOIS | 11/17/11 | | 2 | 1-2 | .500 | 0-1 | .000 | 0-0 | .000 | 0 | 0 | 0 | 0.0 | 1 | 0 | 0 | 0 | 0 | 2 | 1.0 |
| Totals | | | 6 | 1-2 | .500 | 0-1 | .000 | 0-0 | .000 | 0 | 0 | 0 | 0.0 | 1 | 0 | 0 | 0 | 0 | 2 | 1.0 |

Games played: 2
 Minutes/game: 3.0
 Points/game: 1.0
 FG Pct: 50.0
 3FG Pct: 0.0

CAREER STATISTICS

| YEAR | G/GS | FG-A | PCT | 3-PT | PCT | FT-A | PCT | RB | AVG | PF-FO | AS | TO | BK | ST | PTS | AVG |
|--------|------|------|------|------|------|------|------|----|-----|-------|----|----|----|----|-----|-----|
| Fresh. | 2/0 | 1-2 | .500 | 0-1 | .000 | 0-0 | .000 | 0 | 0.0 | 1-0 | 0 | 0 | 0 | 0 | 0 | 0.0 |



IOWA HAWKEYE BASKETBALL

Updated Iowa Player Bio

Josh Oglesby



2

**Fr., 6-5, 190, Guard
Cedar Rapids, Iowa
Washington HS**

- Led Iowa in scoring against Creighton and Northern Illinois
- Shot 1-9 (.111) from the field the first two games; shot 13-20 (.650) the last three games
- Ranks fourth in team scoring (8.0)
- Tallied four points and collected four assists and two rebounds in win over Chicago State
- Netted a personal-best 16 points, bolstered by 4-of-7 shooting from 3-point range, and controlled five rebounds in win over Northern Illinois
- Scored a team-best 14 points on 5-8 shooting from the field, including 3-5 from 3-point range, vs. Creighton
- Recorded six points against Campbell, hitting both 3-point attempts

Personal Bests

Points: 16 vs. N. Illinois, 11/17/11
Rebounds: 5 vs. N. Illinois, 11/17/11
FGM: 6 vs. N. Illinois, 11/17/11
FGA: 9 vs. N. Illinois, 11/17/11
3-pt FG: 4 vs. N. Illinois, 11/17/11
3-pt FGA: 7 vs. N. Illinois, 11/17/11
FTM: 1, 2x, last vs. Creighton, 11/20/11
FTA: 2, 2x, last vs. Creighton, 11/20/11
Assists: 4 vs. Chicago State, 11/11/11
Steals: 1 vs. N. Illinois, 11/17/11
Blocks: 1 vs. Creighton, 11/20/11
Minutes: 23 vs. N. Illinois, 11/17/11

2011-12 Game-by-Game

| Opponent | Date | gs | min | Total | | 3-Pointers | | Free throws | | Rebounds | | | | pf | a | t/o | blk | stl | pts | avg |
|--------------------|----------|----------|-----------|--------------|-------------|--------------|-------------|-------------|-------------|----------|----------|----------|------------|----------|-----------|----------|----------|----------|-----------|------------|
| | | | | fg-fga | pct | 3fg-fga | pct | ft-fa | pct | off | def | tot | avg | | | | | | | |
| CHICAGO STATE | 11/11/11 | 19 | 1-7 | .143 | 1-6 | .167 | 1-2 | .500 | 1 | 1 | 2 | 2.0 | 0 | 4 | 0 | 0 | 0 | 4 | 4.0 | |
| NORTH CAROLINA A&T | 11/14/11 | 7 | 0-2 | .000 | 0-2 | .000 | 0-0 | .000 | 0 | 1 | 1 | 1.5 | 1 | 2 | 1 | 0 | 0 | 0 | 2.0 | |
| NORTHERN ILLINOIS | 11/17/11 | 23 | 6-9 | .667 | 4-7 | .571 | 0-0 | .000 | 0 | 5 | 5 | 2.7 | 1 | 2 | 1 | 0 | 1 | 16 | 6.7 | |
| vs Creighton | 11/20/11 | 20 | 5-8 | .625 | 3-5 | .600 | 1-2 | .500 | 0 | 1 | 1 | 2.3 | 0 | 2 | 0 | 1 | 0 | 14 | 8.5 | |
| CAMPBELL | 11/23/11 | 12 | 2-3 | .667 | 2-2 | 1.000 | 0-0 | .000 | 0 | 0 | 0 | 1.8 | 0 | 0 | 2 | 0 | 0 | 6 | 8.0 | |
| Totals | | 0 | 81 | 14-29 | .483 | 10-22 | .455 | 2-4 | .500 | 1 | 8 | 9 | 1.8 | 2 | 10 | 4 | 1 | 1 | 40 | 8.0 |

Games played: 5
 Minutes/game: 16.2
 Points/game: 8.0
 FG Pct: 48.3
 3FG Pct: 45.5
 FT Pct: 50.0

Rebounds/game: 1.8
 Assists/game: 2.0
 Turnovers/game: 0.8
 Assist/turnover ratio: 2.5
 Steals/game: 0.2
 Blocks/game: 0.2

CAREER STATISTICS

| YEAR | G/GS | FG-A | PCT | 3-PT | PCT | FT-A | PCT | RB | AVG | PF-FO | AS | TO | BK | ST | PTS | AVG |
|--------|------|-------|------|-------|------|------|------|----|-----|-------|----|----|----|----|-----|-----|
| Fresh. | 5/0 | 14-29 | .483 | 10-22 | .455 | 2-4 | .500 | 9 | 1.8 | 2-0 | 10 | 4 | 1 | 1 | 40 | 8.0 |



IOWA HAWKEYE BASKETBALL

Updated Iowa Player Bio

Gabriel Olaseni



0

2011-12 Game-by-Game

| Opponent | Date | gs | min | Total | | 3-Pointers | | Free throws | | Rebounds | | | | pf | a | t/o | blk | stl | pts | avg |
|-------------------|----------|----|-----|--------|------|------------|------|-------------|------|----------|-----|-----|-----|----|---|-----|-----|-----|-----|-----|
| | | | | fg-fga | pct | 3fg-fga | pct | ft-fa | pct | off | def | tot | avg | | | | | | | |
| CHICAGO STATE | 11/11/11 | 9 | 1-2 | .500 | 0-0 | .000 | 6-8 | .750 | 3 | 1 | 4 | 4.0 | 1 | 0 | 0 | 0 | 0 | 8 | 8.0 | |
| NORTHERN ILLINOIS | 11/17/11 | 12 | 0-3 | .000 | 0-0 | .000 | 0-0 | .000 | 2 | 3 | 5 | 4.5 | 0 | 1 | 1 | 0 | 0 | 0 | 4.0 | |
| vs Creighton | 11/20/11 | 3 | 0-0 | .000 | 0-0 | .000 | 0-0 | .000 | 1 | 0 | 1 | 3.3 | 0 | 0 | 0 | 0 | 0 | 0 | 2.7 | |
| Totals | | 0 | 24 | 1-5 | .200 | 0-0 | .000 | 6-8 | .750 | 6 | 4 | 10 | 3.3 | 1 | 1 | 1 | 0 | 0 | 8 | 2.7 |

Games played: 3
 Minutes/game: 8.0
 Points/game: 2.7
 FG Pct: 20.0
 FT Pct: 75.0

Rebounds/game: 3.3
 Assists/game: 0.3
 Turnovers/game: 0.3
 Assist/turnover ratio: 1.0

Fr., 6-10, 225, Center
London, England
Sunrise Christian Academy

- Seen action in three contests
- Scored eight points and corralled four rebounds in win over Chicago State
- Grabbed five rebounds and had an assist in win over Northern Illinois

Personal Bests

Points: 8 vs. Chicago State, 11/11/11
Rebounds: 5 vs. N. Illinois, 11/17/11
FGM: 1 vs. Chicago State, 11/11/11
FGA: 2 vs. Chicago State, 11/11/11
3-pt FG: ---
3-pt FGA: ---
FTM: 6 vs. Chicago State, 11/11/11
FTA: 8 vs. Chicago State, 11/11/11
Assists: 1 vs. N. Illinois, 11/17/11
Steals: ---
Blocks: ---
Minutes: 12 vs. N. Illinois, 11/17/11

CAREER STATISTICS

| YEAR | G/GS | FG-A | PCT | 3-PT | PCT | FT-A | PCT | RB | AVG | PF-FO | AS | TO | BK | ST | PTS | AVG |
|--------|------|------|------|------|------|------|------|----|-----|-------|----|----|----|----|-----|-----|
| Fresh. | 3/0 | 1-5 | .200 | 0-0 | .000 | 6-8 | .750 | 10 | 3.3 | 1-0 | 1 | 1 | 0 | 0 | 8 | 2.7 |



IOWA HAWKEYE BASKETBALL

Updated Iowa Player Bio

Christopher Rickert

2011-12 Game-by-Game



11

Jr, 6-3, 180, Junior
Sioux City, Iowa
Bixhop Heelan HS

- Non-scholarship athlete

Personal Bests

Points: ---
 Rebounds: ---
 FGM: ---
 FGA: ---
 3-pt FG: ---
 3-pt FGA: ---
 FTM: ---
 FTA: ---
 Assists: ---
 Steals: ---
 Blocks: ---
 Minutes: ---

CAREER STATISTICS

| YEAR | G/GS | FG-A | PCT | 3-PT | PCT | FT-A | PCT | RB | AVG | PF-FO | AS | TO | BK | ST | PTS | AVG |
|--------|------|------|------|------|------|------|------|----|-----|-------|----|----|----|----|-----|-----|
| Fresh. | 0/0 | 0-0 | .000 | -0 | .000 | 0-0 | .000 | 0 | 0.0 | 0-0 | 0 | 0 | 0 | 0 | 0 | 0.0 |



IOWA HAWKEYE BASKETBALL

Updated Iowa Player Bio

Darius Stokes



34

2011-12 Game-by-Game

| Opponent | Date | gs | min | Total | | 3-Pointers | | Free throws | | Rebounds | | | | pf | a | t/o | blk | stl | pts | avg |
|-------------------|----------|----|-----|--------|------|------------|------|-------------|------|----------|-----|-----|-----|----|---|-----|-----|-----|-----|-----|
| | | | | fg-fga | pct | 3fg-fga | pct | ft-fa | pct | off | def | tot | avg | | | | | | | |
| CHICAGO STATE | 11/11/11 | 4 | 0-1 | .000 | 0-0 | .000 | 0-0 | .000 | 0 | 1 | 1 | 1.0 | 1 | 0 | 1 | 0 | 0 | 0 | 0 | 0.0 |
| NORTHERN ILLINOIS | 11/17/11 | 4 | 0-1 | .000 | 0-0 | .000 | 0-0 | .000 | 0 | 0 | 0 | 0.5 | 1 | 1 | 0 | 0 | 0 | 0 | 0.0 | |
| vs Creighton | 11/20/11 | 2 | 1-1 | 1.000 | 0-0 | .000 | 0-0 | .000 | 1 | 0 | 1 | 0.7 | 0 | 0 | 0 | 1 | 0 | 2 | 0.7 | |
| Totals | | 0 | 10 | 1-3 | .333 | 0-0 | .000 | 0-0 | .000 | 1 | 1 | 2 | 0.7 | 2 | 1 | 1 | 1 | 0 | 2 | 0.7 |

Games played: 3
 Minutes/game: 3.3
 Points/game: 0.7
 FG Pct: 33.3

Rebounds/game: 0.7
 Assists/game: 0.3
 Turnovers/game: 0.3
 Assist/turnover ratio: 1.0
 Blocks/game: 0.3

Fr.-RS, 6-7, 203, Forward
Cedar Rapids, Iowa
Linn-Mar HS

- Non-scholarship athlete
- Redshirted last season
- Saw action in three career games
- Had one rebound in his first collegiate game vs. Chicago State
- Scored first career points on an offensive rebound putback and rejected a shot vs. Creighton

Personal Bests

Points: 2 vs. Creighton, 11/20/11
Rebounds: 1, 2x, last vs. Creighton, 11/20/11
FGM: 1 vs. Creighton, 11/20/11
FGA: 1 vs. Creighton, 11/20/11
3-pt FG: ---
3-pt FGA: ---
FTM: ---
FTA: ---
Assists: 1 vs. N. Illinois, 11/17/11
Steals: ---
Blocks: 1 vs. Creighton, 11/20/11
Minutes: 4, 2x, last vs. N. Illinois, 11/17/11

CAREER STATISTICS

| YEAR | G/GS | FG-A | PCT | 3-PT | PCT | FT-A | PCT | RB | AVG | PF-FO | AS | TO | BK | ST | PTS | AVG |
|--------|------|------|------|------|------|------|------|----|-----|-------|----|----|----|----|-----|-----|
| Fresh. | 3/0 | 1-3 | .333 | 0-0 | .000 | 0-0 | .000 | 2 | 0.7 | 2-0 | 1 | 1 | 1 | 0 | 2 | 0.7 |



IOWA HAWKEYE BASKETBALL

Updated Iowa Player Bio

Branden Stubbs



32

2011-12 Game-by-Game

| Opponent | Date | gs | min | Total | | 3-Pointers | | Free throws | | Rebounds | | | | pf | a | t/o | blk | stl | pts | avg |
|-------------------|----------|----|-----|--------|------|------------|------|-------------|------|----------|-----|-----|-----|----|---|-----|-----|-----|-----|-----|
| | | | | fg-fga | pct | 3fg-fga | pct | ft-fga | pct | off | def | tot | avg | | | | | | | |
| CHICAGO STATE | 11/11/11 | 6 | 2-2 | 1.000 | 1-1 | 1.000 | 0-0 | .000 | 0 | 0 | 0 | 0.0 | 0 | 1 | 1 | 0 | 2 | 5 | 5.0 | |
| NORTHERN ILLINOIS | 11/17/11 | 8 | 1-2 | .500 | 1-2 | .500 | 0-0 | .000 | 0 | 0 | 0 | 0.0 | 0 | 0 | 0 | 0 | 2 | 3 | 4.0 | |
| vs Creighton | 11/20/11 | 4 | 0-1 | .000 | 0-0 | .000 | 0-0 | .000 | 0 | 1 | 1 | 0.3 | 1 | 1 | 0 | 0 | 0 | 0 | 2.7 | |
| Totals | | 0 | 18 | 3-5 | .600 | 2-3 | .667 | 0-0 | .000 | 0 | 1 | 1 | 0.3 | 1 | 2 | 1 | 0 | 4 | 8 | 2.7 |

Games played: 3
 Minutes/game: 6.0
 Points/game: 2.7
 FG Pct: 60.0
 3FG Pct: 66.7

Rebounds/game: 0.3
 Assists/game: 0.7
 Turnovers/game: 2.3
 Assist/turnover ratio: 2.0
 Steals/game: 1.3

So., 6-2, 175, Guard
Pleasant Hill, Iowa
Des Moines Christian HS

- Non-scholarship athlete
- Saw action in seven career contests
- Scored five points and had two steals and an assist in win over Chicago State
- Matched a personal best with two steals and scored three points in win over Northern Illinois

Personal Bests

Points: 12 vs. SIUE, 11/26/10
Rebounds: 1 vs. UL Monroe, 11/16/10
FGM: 3 vs. SIUE, 11/26/10
FGA: 3 vs. SIUE, 11/26/10
3-pt FG: 2 vs. SIUE, 11/26/10
3-pt FGA: 2 vs. SIUE, 11/26/10
FTM: 4 vs. SIUE, 11/26/10
FTA: 4 vs. SIUE, 11/26/10
Assists: 1, 2x, last vs. Creighton, 11/20/11
Steals: 2, 2x, last vs. N. Illinois, 11/17/11
Blocks: - - -
Minutes: 9 vs. SIUE, 11/26/10

CAREER STATISTICS

| YEAR | G/GS | FG-A | PCT | 3-PT | PCT | FT-A | PCT | RB | AVG | PF-FO | AS | TO | BK | ST | PTS | AVG |
|--------|------|------|------|------|------|------|-------|----|-----|-------|----|----|----|----|-----|-----|
| Fresh. | 4/0 | 3-4 | .750 | 2-3 | .667 | 4-4 | 1.000 | 1 | 0.3 | 0-0 | 0 | 1 | 0 | 1 | 12 | 3.0 |
| Soph. | 3/0 | 3-5 | .600 | 2-3 | .667 | 0-0 | .000 | 1 | 0.3 | 1-0 | 2 | 1 | 0 | 4 | 8 | 2.7 |
| TOTALS | 7/0 | 6-9 | .667 | 4-6 | .667 | 4-4 | 1.000 | 2 | 0.3 | 1-0 | 2 | 2 | 0 | 5 | 20 | 2.9 |



IOWA HAWKEYE BASKETBALL

Updated Iowa Player Bio

Aaron White



30

**Fr., 6-8, 225, Forward
Strongsville, Ohio
Strongsville HS**

- Big Ten co-Freshman of the Week (Nov. 14)
- Ranks fifth in team scoring (7.8) and first in rebounding (5.0)
- Became the first Hawkeye freshman, since Dick Ives in 1943, to score 19 points in a season opener when he posted 19 points and 10 rebounds in win over Chicago State
- Became the first Hawkeye rookie to post a double-double in a season opener since Dean Oliver in 1997
- Totaled nine points and four rebounds in win over Northern Illinois
- Had seven points and two steals vs. Creighton

Personal Bests

Points: 19 vs. Chicago State, 11/11/11
Rebounds: 10 vs. Chicago State, 11/11/11
FGM: 6 vs. Chicago State, 11/11/11
FGA: 12 vs. Chicago State, 11/11/11
3-pt FG: 2 vs. Chicago State, 11/11/11
3-pt FGA: 3 vs. Chicago State, 11/11/11
FTM: 5 vs. Chicago State, 11/11/11
FTA: 6 vs. Creighton, 11/20/11
Assists: 1 vs. N. Illinois, 11/17/11
Steals: 2, 2x, last vs. Creighton, 11/20/11
Blocks: - - -
Minutes: 21 vs. N. Illinois, 11/17/11

2011-12 Game-by-Game

| Opponent | Date | gs | min | Total | | 3-Pointers | | Free throws | | Rebounds | | | | pf | a | t/o | blk | stl | pts | avg |
|--------------------|----------|----------|-----------|--------------|-------------|------------|-------------|-------------|-------------|-----------|-----------|-----------|------------|----------|----------|----------|----------|----------|-----------|------------|
| | | | | fg-fga | pct | 3fg-fga | pct | ft-fa | pct | off | def | tot | avg | | | | | | | |
| CHICAGO STATE | 11/11/11 | 18 | 6-12 | .500 | 2-3 | .667 | 5-5 | 1.000 | 4 | 6 | 10 | 10.0 | 1 | 0 | 1 | 0 | 2 | 19 | 19.0 | |
| NORTH CAROLINA A&T | 11/14/11 | 12 | 1-5 | .200 | 0-2 | .000 | 0-0 | .000 | 2 | 2 | 4 | 7.0 | 1 | 0 | 4 | 0 | 1 | 2 | 10.5 | |
| NORTHERN ILLINOIS | 11/17/11 | 21 | 4-6 | .667 | 1-1 | 1.000 | 0-1 | .000 | 2 | 2 | 4 | 6.0 | 3 | 1 | 2 | 1 | 0 | 9 | 10.0 | |
| vs Creighton | 11/20/11 | 21 | 2-10 | .200 | 0-2 | .000 | 3-6 | .500 | 2 | 1 | 3 | 5.3 | 0 | 0 | 2 | 0 | 2 | 7 | 9.3 | |
| CAMPBELL | 11/23/11 | 9 | 1-7 | .143 | 0-0 | .000 | 0-0 | .000 | 1 | 3 | 4 | 5.0 | 1 | 0 | 0 | 0 | 0 | 2 | 7.8 | |
| Totals | | 0 | 81 | 14-40 | .350 | 3-8 | .375 | 8-12 | .667 | 11 | 14 | 25 | 5.0 | 6 | 1 | 9 | 1 | 5 | 39 | 7.8 |

Games played: 5
 Minutes/game: 16.2
 Points/game: 7.8
 FG Pct: 35.0
 3FG Pct: 37.5
 FT Pct: 66.7

Rebounds/game: 5.0
 Assists/game: 0.2
 Turnovers/game: 1.8
 Assist/turnover ratio: 0.1
 Steals/game: 1.0
 Blocks/game: 0.2

CAREER STATISTICS

| YEAR | G/GS | FG-A | PCT | 3-PT | PCT | FT-A | PCT | RB | AVG | PF-FO | AS | TO | BK | ST | PTS | AVG |
|--------|------|-------|------|------|------|------|------|----|-----|-------|----|----|----|----|-----|-----|
| Fresh. | 5/0 | 14-40 | .350 | 3-8 | .375 | 8-12 | .667 | 25 | 5.0 | 6-0 | 1 | 9 | 1 | 5 | 39 | 7.8 |



IOWA HAWKEYE BASKETBALL

Game-by-Game Results

Overall: 3-2 Big Ten: 0-0 Home: 3-1 Away: 0-0 Neutral: 0-1

| Date | Opponent | Result | Attend. | Top Scorer | Top Rebounder |
|-----------|--------------------|----------|---------|------------------|--------------------|
| Nov. 11 | Chicago State | W, 96-53 | 12,897 | 19, Aaron White | 10, Aaron White |
| Nov. 14 | North Carolina A&T | W, 95-79 | 8,891 | 27, Matt Gatens | 10, Melsahn Basabe |
| Nov. 17 | Northern Illinois | W, 88-55 | 9,666 | 16, Josh Oglesby | 7, Devon Archie |
| ^ Nov. 20 | Creighton | L, 59-82 | 12,746 | 14, Josh Oglesby | 6, Eric May |
| Nov. 23 | Campbell | L, 61-77 | 10,501 | 17, Matt Gatens | 7, Zach McCabe |

^ - Dale Howard Classic, Des Moines, Iowa

\$ - Big Ten / ACC Challenge

+ - Hy-Vee Cy-Hawk Series

* - Big Ten Conference Game

% - Big Ten Tournament, Indianapolis, Ind.

| Attendance Summary | Games | Totals | Average |
|--------------------|----------|---------------|---------------|
| Home | 4 | 41,955 | 10,489 |
| Away | 0 | 0 | 0 |
| Neutral | 1 | 12,746 | 12,746 |
| Totals | 5 | 54,701 | 10,940 |



IOWA HAWKEYE BASKETBALL

Game-by-Game Statistics

| Team | Score | FG-A | PCT | 3-PT. FG | PCT | FT-A | PCT | REB | PF | AS | TO | BS | ST |
|--------------------|-------|-------|------|----------|------|-------|------|-----|----|----|----|----|----|
| at Iowa | 96 | 30-70 | .429 | 9-27 | .333 | 27-32 | .844 | 43 | 13 | 22 | 10 | 1 | 14 |
| Chicago State | 53 | 23-54 | .426 | 1-10 | .100 | 6-10 | .600 | 32 | 22 | 13 | 27 | 2 | 3 |
| at Iowa | 95 | 33-67 | .493 | 9-26 | .346 | 20-27 | .741 | 53 | 22 | 20 | 22 | 2 | 7 |
| North Carolina A&T | 79 | 26-69 | .377 | 10-28 | .357 | 17-23 | .739 | 32 | 21 | 17 | 13 | 0 | 10 |
| at Iowa | 88 | 33-61 | .541 | 13-21 | .619 | 9-13 | .692 | 35 | 13 | 26 | 9 | 2 | 10 |
| Northern Illinois | 55 | 19-54 | .352 | 6-22 | .273 | 11-18 | .611 | 34 | 12 | 11 | 16 | 3 | 3 |
| Iowa | 59 | 21-59 | .356 | 7-21 | .333 | 10-19 | .526 | 28 | 14 | 10 | 8 | 3 | 10 |
| vs. Creighton | 82 | 32-58 | .552 | 9-19 | .474 | 9-13 | .692 | 43 | 16 | 20 | 15 | 2 | 4 |
| at Iowa | 61 | 24-66 | .364 | 3-11 | .273 | 10-12 | .833 | 29 | 21 | 10 | 14 | 2 | 10 |
| Campbell | 77 | 28-45 | .622 | 4-8 | .500 | 17-23 | .739 | 34 | 15 | 17 | 22 | 10 | 4 |



IOWA HAWKEYE BASKETBALL

Season & Career Bests

Season Bests

| Player | Points | 3-Pointers | Rebounds | Assists | Blocks | Steals |
|------------------|-------------------|------------------|-------------------|------------------|----------------|------------------|
| Devon Archie | 4, three times | --- | 7, N. Illinois | 1, twice | 1, twice | 2, N. Illinois |
| Melsahn Basabe | 15, NC A&T | --- | 10, NC A&T | 1, NC A&T | 1, twice | 2, Creighton |
| Andrew Brommer | 2, NC A&T | --- | 5, NC A&T | --- | --- | 1, NC A&T |
| Bryce Cartwright | 12, NC A&T | --- | 2, twice | 9, N. Illinois | --- | 2, twice |
| Cody Cox | --- | --- | 1, Chicago State | --- | --- | --- |
| Kyle Denning | 2, Chicago State | --- | --- | --- | --- | --- |
| Matt Gatens | 27, NC A&T | 4, NC A&T | 6, NC A&T | 4, NC A&T | --- | 3, Creighton |
| Roy Devyn Marble | 14, Campbell | --- | 7, Chicago State | 4, three times | 1, Campbell | 3, Chicago State |
| Eric May | 20, NC A&T | 3, NC A&T | 9, NC A&T | 5, Chicago State | 1, twice | 2, twice |
| Zach McCabe | 13, Chicago State | 2, Chicago State | 7, Campbell | 2, three times | --- | 2, three times |
| Stephen McCarty | 2, N. Illinois | --- | --- | --- | --- | --- |
| Josh Oglesby | 16, N. Illinois | 4, N. Illinois | 5, N. Illinois | 4, Chicago State | 1, Creighton | 1, N. Illinois |
| Gabriel Olaseni | 8, Chicago State | --- | 5, N. Illinois | 1, N. Illinois | --- | --- |
| Darius Stokes | 2, Creighton | --- | 1, twice | 1, N. Illinois | 1, Creighton | --- |
| Branden Stubbs | 5, Chicago State | 1, Chicago State | 1, Creighton | 1, twice | --- | 2, twice |
| Aaron White | 19, Chicago State | 2, Chicago State | 10, Chicago State | 1, N. Illinois | 1, N. Illinois | 2, twice |

Career Bests

| Player | Points | 3-Pointers | Rebounds | Assists | Blocks | Steals |
|------------------|----------------------|---------------------|----------------------|-----------------------|---------------------|---------------------|
| Devon Archie | 10, Xavier, '10 | --- | 11, Xavier, '10 | 2, twice | 3, Purdue, '11 | 2, twice |
| Melsahn Basabe | 25, Michigan, '11 | --- | 14, Iowa State, '10 | 2, Indiana, '11 | 7, Iowa State, '10 | 2, twice |
| Andrew Brommer | 12, twice | --- | 6, Ohio State, '11 | 3, twice | 4, Minnesota, '11 | 2, Indiana, '10 |
| Bryce Cartwright | 25, N'western, '11 | 3, Cal Poly, '08 | 7, Mich. State, '11 | 10, Mich. State, '11 | 1, three times | 4, LBSU, '10 |
| Cody Cox | --- | --- | 1, Chicago St., '11 | 1, SIUE, '10 | --- | 1, SIUE, '10 |
| Kyle Denning | 2, Chicago St., '11 | --- | --- | --- | --- | --- |
| Matt Gatens | 27, NC A&T, '11 | 5, four times | 10, W. Illinois, '08 | 8, SC State, '09 | 2, Michigan, '09 | 5, Idaho State, '10 |
| Roy Devyn Marble | 18, Indiana, '11 | 2, three times | 7, twice | 4, three times | 1, twice | 3, Chicago St., '11 |
| Eric May | 20, twice | 5, Ohio State, '10 | 11, PVAM, '09 | 4, Tenn State, '10 | 3, three times | 7, SIUE |
| Zach McCabe | 16, SIUE, '10 | 4, SIUE, '10 | 8, Wake Forest, '10 | 3, Michigan, '11 | 1, Purdue, '11 | 3, Alabama, '10 |
| Stephen McCarty | 2, N. Illinois, '11 | --- | --- | --- | --- | --- |
| Josh Oglesby | 16, N. Illinois, '11 | 4, N. Illinois, '11 | 5, N. Illinois, '11 | 4, Chicago State, '11 | 1, Creighton, '11 | 1, N. Illinois, '11 |
| Gabriel Olaseni | 9, Chicago St., '11 | --- | 5, N. Illinois, '11 | 1, N. Illinois, '11 | --- | --- |
| Darius Stokes | 2, Creighton, '11 | --- | 1, twice | 1, N. Illinois, '11 | 1, Creighton | --- |
| Branden Stubbs | 12, SIUE, '10 | 2, SIUE, '10 | 1, twice | 1, twice | --- | 2, twice |
| Aaron White | 19, Chicago St., '11 | 2, Chicago St., '11 | 10, Chicago St., '11 | 1, N. Illinois, '11 | 1, N. Illinois, '11 | 2, twice |



IOWA HAWKEYE BASKETBALL

The Last Time...

The Last Time a Player . . .

Had 30 or more points

Iowa -- 30, Aaron Fuller vs. Michigan, 2/16/10
Opponent -- 30, Tim Hardaway Jr., Michigan, 2/19/11

Made at least 90% of his FGA (10 att.)

Iowa -- .909 (9-10), Luke Recker vs. Purdue, 3/07/02
Opponent -- .909 (10-11), Eric Griffin, Campbell, 11/23/11

Made 100% of his FTA (10 att.)

Iowa -- 1.000 (10-10), Jermain Davis vs. UTSA, 11/17/08
Opponent -- 1.000 (10-10), Morris Smith IV, UTSA, 11/15/09

Had 15 or more rebounds

Iowa -- 15, Jarryd Cole vs. Northern Iowa, 12/7/10
Opponent -- 15, Jon Leuer, Wisconsin, 2/9/11

Had 10 or more assists

Iowa -- 10, Bryce Cartwright vs. Michigan State, 2/2/11
Opponent -- 11, Darius Morris, Michigan, 1/30/11

Had 5 or more blocks

Iowa -- 6, Melsahn Basabe vs. Ohio State, 1/4/11
Opponent -- 6, Eric Griffin, Campbell, 11/23/11

Had 5 or more steals

Iowa -- 5, Jarryd Cole at Michigan State, 3/2/11
Opponent -- 5, Devin Gibson, UTSA, 11/17/08

The Last Time A Team . . .

Scored 100 or more points

Iowa -- 111 vs. SIU-Edwardsville, 11/26/10
Opponent -- 106 by North Carolina, 11/24/04

Scored 40 or fewer points

Iowa -- 40 at Wisconsin, 3/3/10
Opponent -- 39 by Northern Iowa, 12/7/10

Won an overtime game

Iowa -- 75-67 (2 OT) vs. Penn State, 3/07/09
Opponent -- 62-59 (1 OT) Wisconsin, 2/9/11

Made at least 60% of its FGA (20 att.)

Iowa -- .653 (32-44) vs. Michigan, 2/4/06
Opponent -- .622 (28-45) by Campbell, 11/23/2011

Made at least 50% of its 3-pt. FGA (8 att.)

Iowa -- .619 (13-21) vs. Northern Illinois, 11/17/11
Opponent -- .500 (4-8) by Campbell, 11/23/11

Made at least 90% of its FTA (10 att.)

Iowa -- .923 (12-13) at Michigan State, 2/25/09
Opponents -- .909 (10-11) by Penn State, 1/26/11



IOWA HAWKEYE BASKETBALL

Season Highs And Lows/Specialty Statistics

| CATEGORY | IOWA | OPPONENTS |
|----------------------|---|--|
| <u>Points</u> | High 96 Chicago State Low 59 Creighton | 82 Creighton 53 Chicago State |
| <u>FG Made</u> | High 33 NC A&T/Northern Illinois Low 21 Creighton | 32 Creighton 19 Northern Illinois |
| <u>FG Att.</u> | High 70 Chicago State Low 59 Creighton | 69 North Carolina A&T 45 Campbell |
| <u>FG%</u> | High .541 Northern Illinois Low .356 Creighton | .622 Campbell .352 Northern Illinois |
| <u>3FG Made</u> | High 13 Northern Illinois Low 3 Campbell | 10 North Carolina A&T 1 Chicago State |
| <u>3FG Att.</u> | High 27 Chicago State Low 11 Campbell | 22 Northern Illinois 8 Campbell |
| <u>3FG%</u> | High .619 Northern Illinois Low .273 Campbell | .500 Campbell .100 Chicago State |
| <u>FTM</u> | High 27 Chicago State Low 9 Northern Illinois | 17 North Carolina A&T/Campbell 6 Chicago State |
| <u>FTA</u> | High 32 Chicago State Low 12 Campbell | 23 North Carolina A&T/Campbell 10 Chicago State |
| <u>FT% (min. 10)</u> | High .844 Chicago State Low .526 Creighton | .739 North Carolina A&T/Campbell .600 Chicago State |
| <u>Off. Reb.</u> | High 18 North Carolina A&T Low 10 Northern Illinois/Creighton | 13 Northern Illinois 6 Campbell |
| <u>Def. Reb.</u> | High 35 North Carolina A&T Low 15 Campbell | 32 Creighton 21 NC A&T/Northern Illinois |
| <u>Total Reb.</u> | High 53 North Carolina A&T Low 28 Creighton | 43 Creighton 32 Chicago St./NC A&T |
| <u>Assists</u> | High 26 Northern Illinois Low 10 Creighton/Campbell | 20 Creighton 11 Northern Illinois |
| <u>Steals</u> | High 14 Chicago State Low 7 North Carolina A&T | 10 North Carolina A&T 3 Chicago State/Northern Illinois |
| <u>Blocks</u> | High 3 Creighton Low 1 Chicago State | 10 Campbell 0 North Carolina A&T |
| <u>Turnovers</u> | High 22 North Carolina A&T Low 8 Creighton | 27 Chicago State 13 North Carolina A&T |
| <u>Fouls</u> | High 21 North Carolina A&T/Campbell Low 13 Chicago State/Northern Illinois | 22 Chicago St./NC A&T 12 Northern Illinois |

GAME-BY-GAME SPECIALTY STATS

| Date | Opponent | Pts. Off | Pts. in | 2nd | Fast |
|-------|-------------------|----------|---------|---------|---------|
| | | TO's | Paint | Chance | Break |
| | | IA-Opp. | IA-Opp. | IA-Opp. | IA-Opp. |
| 11/11 | Chicago State | 25-8 | 38-42 | 20-4 | 10-16 |
| 11/14 | NC A&T | 15-26 | 28-28 | 23-11 | 12-18 |
| 11/17 | Northern Illinois | 28-4 | 34-18 | 11-8 | 16-0 |
| 11/20 | Creighton | 15-7 | 16-40 | 3-18 | 6-4 |
| 11/23 | Campbell | 18-9 | 30-36 | 10-6 | 4-0 |

IOWA AND OPPONENT INDIVIDUAL HIGH PERFORMANCES

| CATEGORY | IOWA | OPPONENTS |
|---|--|--|
| <u>Points</u> | 27 Matt Gatens vs. North Carolina A&T | 25 Doug McDermott (Creighton) |
| <u>Field Goals Made</u> | 9 (9-15) Matt Gatens vs. North Carolina A&T | 10 McDermott (Creighton)/Griffin (Campbell) |
| <u>Field Goals Attempted</u> | 15 (9-15) Matt Gatens vs. North Carolina A&T | 19 (8-19) Abdel Nader (Northern Illinois) |
| <u>Field Goal Percentage (min. 5 made)</u> | .833 (5-6) Matt Gatens vs. Northern Illinois | .909 (10-11) Eric Griffin (Campbell) |
| <u>3-Point Field Goals Made</u> | 4 Gatens vs. NC A&T/Oglesby vs. NIU | 4 (4-4) Marc Hill (NC A&T)/Avery Dingman (Creighton) |
| <u>3-Point Field Goals Attempted</u> | 10 (4-10) Matt Gatens vs. North Carolina A&T | 5 Two players |
| <u>3-Point Field Goals Pct. (min. 4 made)</u> | .571(4-7) Josh Oglesby vs. Northern Illinois | 1.000 (4-4) Marc Hill (NC A&T)/Avery Dingman (Creighton) |
| <u>Free Throws Made</u> | 8 (8-8) Melsahn Basabe vs. Chicago State | 8 (8-9) Rico Ferguson (Campbell) |
| <u>Free Throws Attempted</u> | 8 Three times | 9 (8-9) Rico Ferguson (Campbell) |
| <u>Free Throw Pct. (min. 7 made)</u> | 1.000 (8-8) Melsahn Basabe vs. Chicago State | .889 (8-9) Rico Ferguson (Campbell) |
| <u>Offensive Rebounds</u> | 6 Zach McCabe vs. Campbell | 4 Doug McDermott (Creighton) |
| <u>Defensive Rebounds</u> | 7 Melsahn Basabe vs. North Carolina A&T | 11 Eric Griffin (Campbell) |
| <u>Total Rebounds</u> | 10 White vs. Chicago St./Basabe vs. NC A&T | 13 Eric Griffin (Campbell) |
| <u>Assists</u> | 9 Bryce Cartwright vs. Northern Illinois | 6 Hill (NCA&T)/Gibbs (Creighton)/Ferguson (Campbell) |
| <u>Steals</u> | 3 Marble vs. Chi. St./Gatens vs. Creighton | 2 March Hill (NC A&T)/Grant Gibbs (Creighton) |
| <u>Blocks</u> | 1 Eleven times | 6 Eric Griffin (Campbell) |
| <u>Turnovers</u> | 5 Eric May vs. North Carolina A&T | 8 Robinson (Chicago State)/White (Campbell) |



IOWA HAWKEYE BASKETBALL

2011-12 Iowa Record When...

| | | | | | |
|--|-----|--|---------|---------------------|-----|
| When playing at home: | 3-1 | When leading at the half: | 3-0 | When wearing White: | 3-2 |
| When playing on the road: | 0-0 | When trailing at the half: | 0-2 | When wearing Black: | 0-0 |
| When playing on a neutral court: | 0-1 | When tied at the half: | 0-0 | When wearing Gold: | 0-0 |
| When Iowa scores 100 points or more: | 0-0 | Iowa field goal percentage at home: | 120-264 | .455 | |
| When Iowa scores 90-99 points: | 2-0 | Iowa field goal percentage on road: | 21-59 | .356 | |
| When Iowa scores 80-89 points: | 1-0 | Iowa 3-point percentage at home: | 34-85 | .400 | |
| When Iowa scores 70-79 points: | 0-0 | Iowa 3-point percentage on road: | 7-21 | .333 | |
| When Iowa scores under 70 points: | 0-2 | Iowa free throw percentage at home: | 66-84 | .786 | |
| | | Iowa free throw percentage on road: | 10-19 | .526 | |
| When opponent scores 100 points or more: | 0-0 | On Sunday: | 0-1 | | |
| When opponent scores 90-99 points: | 0-0 | On Monday: | 1-0 | | |
| When opponent scores 80-89 points: | 0-1 | On Tuesday: | 0-0 | | |
| When opponent scores 70-79 points: | 1-1 | On Wednesday: | 0-1 | | |
| When opponent scores 60-69 points: | 0-0 | On Thursday: | 1-0 | | |
| When opponent scores fewer than 60 points: | 2-0 | On Friday: | 1-0 | | |
| | | On Saturday: | 0-0 | | |
| When Iowa shoots at least 50% from the field: | 1-0 | On BTN: | 0-1 | | |
| When Iowa shoots less than 50% from the field: | 2-2 | On CBS: | 0-0 | | |
| When opponent shoots at least 50% from the field: | 0-2 | On ESPN: | 0-0 | | |
| When opponent shoots less than 50% from the field: | 3-0 | On ESPN2: | 0-0 | | |
| When Iowa has higher FG% than opponent: | 3-0 | On ESPNU: | 0-0 | | |
| When opponent has higher FG%: | 0-2 | On Mediacom: | 0-0 | | |
| When FG% is equal: | 0-0 | On Fox Sports: | 0-0 | | |
| When Iowa outrebounds opponent: | 3-0 | BTN.com: | 3-1 | | |
| When opponent has more rebounds: | 0-2 | No Television: | 0-0 | | |
| When rebounds are equal: | 0-0 | | | | |
| When Iowa shoots at least 80% from the line: | 1-0 | Most Points, First Half: 50 vs. North Carolina A&T | | | |
| When Iowa shoots less than 80% from the line: | 2-2 | Fewest Points, First Half: 29 vs. Creighton | | | |
| When opponent shoots at least 80% from the line: | 0-0 | Most Points Allowed, First Half: 45 vs. Creighton | | | |
| When opponent shoots less than 80% from the line: | 3-2 | Fewest Points Allowed, First Half: 20 vs. Chicago State | | | |
| When Iowa shoots more free throws than opponent: | 2-1 | Most Points, Second Half: 53 vs. Chicago State | | | |
| When opponent shoots more free throws: | 1-1 | Fewest Points, Second Half: 30 vs. Creighton/Campbell | | | |
| When free throws attempts are equal: | 0-0 | Most Points Allowed, Second Half: 45 vs. North Carolina A&T | | | |
| When Iowa has higher FT% than opponent: | 3-1 | Fewest Points Allowed, Second Half: 25 vs. Northern Illinois | | | |
| When opponent has higher FT%: | 0-1 | Largest Halftime Advantage: 23 vs. Chicago State | | | |
| When FT% is equal: | 0-0 | Largest Halftime Deficit: 16 vs. Creighton | | | |
| When Iowa shoots at least 50% from 3-point range: | 1-0 | | | | |
| When Iowa shoots less than 50% from 3-point range: | 2-2 | | | | |
| When opponent shoots at least 50% from 3-point range: | 0-1 | | | | |
| When opponent shoots less than 50% from 3-point range: | 3-1 | | | | |
| When Iowa has a higher 3-point FG% than opponent: | 2-0 | | | | |
| When opponent has a higher 3-point FG%: | 1-2 | | | | |
| When 3-point FG% is equal: | 0-0 | | | | |
| When Iowa has more assists than opponent: | 3-0 | | | | |
| When opponent has more assists: | 0-2 | | | | |
| When assists are equal: | 0-0 | | | | |
| When Iowa has fewer turnovers than opponent: | 2-2 | | | | |
| When opponent has fewer turnovers: | 1-0 | | | | |
| When turnovers are equal: | 0-0 | | | | |
| When Iowa has more steals than opponent: | 2-2 | | | | |
| When opponent has more steals: | 1-0 | | | | |
| When steals are equal: | 0-0 | | | | |



IOWA HAWKEYE BASKETBALL

Under McCaffery... Iowa Record When . . .

| | | | | | |
|----------------------------------|------|----------------------------|------|---------------------|-------|
| When playing at home: | 11-9 | When leading at the half: | 12-6 | When wearing White: | 11-11 |
| When playing on the road: | 2-9 | When trailing at the half: | 2-16 | When wearing Black: | 2-11 |
| When playing on a neutral court: | 1-4 | When tied at the half: | 0-0 | When wearing Gold: | 1-0 |

| | | | | |
|--------------------------------------|------|-------------------------------------|----------|------|
| When Iowa scores 100 points or more: | 1-0 | Iowa field goal percentage at home: | 539-1175 | .459 |
| When Iowa scores 90-99 points: | 3-0 | Iowa field goal percentage on road: | 368-891 | .413 |
| When Iowa scores 80-89 points: | 1-0 | Iowa 3-point percentage at home: | 121-343 | .353 |
| When Iowa scores 70-79 points: | 3-9 | Iowa 3-point percentage on road: | 66-228 | .289 |
| When Iowa scores under 70 points: | 6-13 | Iowa free throw percentage at home: | 281-410 | .685 |
| | | Iowa free throw percentage on road: | 201-294 | .684 |

| | |
|--|------|
| When opponent scores 100 points or more: | 0-0 |
| When opponent scores 90-99 points: | 0-1 |
| When opponent scores 80-89 points: | 0-6 |
| When opponent scores 70-79 points: | 2-10 |
| When opponent scores 60-69 points: | 2-5 |
| When opponent scores fewer than 60 points: | 10-0 |

| | |
|---------------|-----|
| On Sunday: | 1-6 |
| On Monday: | 1-1 |
| On Tuesday: | 3-2 |
| On Wednesday: | 1-7 |
| On Thursday: | 1-2 |
| On Friday: | 2-2 |
| On Saturday: | 4-2 |

| | |
|--|-------|
| When Iowa shoots at least 50% from the field: | 4-2 |
| When Iowa shoots less than 50% from the field: | 10-20 |
| When opponent shoots at least 50% from the field: | 0-11 |
| When opponent shoots less than 50% from the field: | 14-11 |
| When Iowa has higher FG% than opponent: | 14-3 |
| When opponent has higher FG%: | 0-19 |
| When FG% is equal: | 0-0 |

| | |
|----------------|------|
| On BTN: | 4-17 |
| On CBS: | 0-0 |
| On ESPN: | 1-0 |
| On ESPN2: | 1-2 |
| On ESPNU: | 0-1 |
| On Mediacom: | 3-0 |
| On Fox Sports: | 0-0 |
| BTN.com: | 3-1 |
| No Television: | 2-2 |

| | |
|----------------------------------|------|
| When Iowa outrebounds opponent: | 14-6 |
| When opponent has more rebounds: | 0-16 |
| When rebounds are equal: | 0-0 |

| | |
|---|-------|
| When Iowa shoots at least 80% from the line: | 3-4 |
| When Iowa shoots less than 80% from the line: | 11-18 |
| When opponent shoots at least 80% from the line: | 4-6 |
| When opponent shoots less than 80% from the line: | 10-16 |
| When Iowa shoots more free throws than opponent: | 12-11 |
| When opponent shoots more free throws: | 2-10 |
| When free throws attempts are equal: | 0-1 |
| When Iowa has higher FT% than opponent: | 7-8 |
| When opponent has higher FT%: | 7-14 |
| When FT% is equal: | 0-0 |

Most Points, First Half: 53 vs. SIU-Edwardsville
 Fewest Points, First Half: 19 at Minnesota
 Most Points Allowed, First Half: 49 vs. Illinois
 Fewest Points Allowed, First Half: 18 vs. UL Monroe
 Most Points, Second Half: 58 vs. SIU-Edwardsville
 Fewest Points, Second Half: 25 vs. Minnesota
 Most Points Allowed, Second Half: 52 at Michigan
 Fewest Points Allowed, Second Half: 16 vs. Northern Iowa
 Largest Halftime Advantage: 33 vs. SIU-Edwardsville
 Largest Halftime Deficit: 21 vs. Northwestern

| | |
|--|-------|
| When Iowa shoots at least 50% from 3-point range: | 2-0 |
| When Iowa shoots less than 50% from 3-point range: | 12-22 |
| When opponent shoots at least 50% from 3-point range: | 0-5 |
| When opponent shoots less than 50% from 3-point range: | 14-17 |
| When Iowa has a higher 3-point FG% than opponent: | 11-7 |
| When opponent has a higher 3-point FG%: | 3-15 |
| When 3-point FG% is equal: | 0-0 |

| | |
|---|------|
| When Iowa has more assists than opponent: | 11-2 |
| When opponent has more assists: | 2-19 |
| When assists are equal: | 1-1 |

| | |
|--|------|
| When Iowa has fewer turnovers than opponent: | 7-9 |
| When opponent has fewer turnovers: | 6-12 |
| When turnovers are equal: | 1-1 |
| When Iowa has more steals than opponent: | 9-9 |
| When opponent has more steals: | 4-12 |
| When steals are equal: | 1-1 |

Game 1 - Iowa 96, Chicago State 53

Official Basketball Box Score -- Game Totals -- Final Statistics
Chicago State vs Iowa
11/11/11 7:05 p.m. at Carver-Hawkeye Arena - Iowa City, IA

Chicago State 53 • 0-1

| # | Player | Total | | 3-Ptr | | Rebounds | | | PF | TP | A | TO | Blk | Stl | Min. |
|--------|-----------------------|--------|--------|-------|------|----------|----|----|----|----|----|----|-----|-----|------|
| | | FG-FGA | FT-FTA | Off | Def | Tot | | | | | | | | | |
| 01 | NELSON, D'Jari | f | 2-4 | 0-0 | 0-0 | 1 | 3 | 4 | 5 | 4 | 0 | 2 | 0 | 0 | 22 |
| 30 | FISHER, Lee | f | 4-10 | 1-3 | 2-2 | 1 | 3 | 4 | 2 | 11 | 4 | 4 | 1 | 0 | 38 |
| 31 | ROBINSON, Jeremy | f | 9-16 | 0-2 | 2-2 | 3 | 4 | 7 | 3 | 20 | 0 | 8 | 0 | 1 | 32 |
| 11 | SIMMONS, Ardarius | g | 3-4 | 0-1 | 0-0 | 0 | 3 | 3 | 0 | 6 | 3 | 6 | 0 | 1 | 24 |
| 21 | SAMUELS, Matt | g | 4-8 | 0-1 | 0-4 | 1 | 1 | 2 | 2 | 8 | 4 | 2 | 1 | 0 | 31 |
| 15 | ANDERSON, Jacobby | g | 0-2 | 0-1 | 0-0 | 0 | 1 | 1 | 0 | 0 | 1 | 0 | 0 | 10 | |
| 23 | WILLIAMS, Aaron | g | 1-5 | 0-1 | 2-2 | 1 | 5 | 6 | 3 | 4 | 0 | 2 | 0 | 21 | |
| 32 | UKAIGWE, Quincy | g | 0-0 | 0-0 | 0-0 | 0 | 0 | 0 | 1 | 0 | 0 | 0 | 0 | 1 | |
| 35 | ROSENBERG, Clarke | g | 0-3 | 0-1 | 0-0 | 0 | 1 | 1 | 5 | 0 | 0 | 2 | 0 | 11 | |
| 44 | CONCEPCION, Francisco | g | 0-2 | 0-0 | 0-0 | 0 | 2 | 2 | 1 | 0 | 1 | 1 | 0 | 10 | |
| Team | | | | | | 0 | 2 | 2 | | | | | | | |
| Totals | | | 23-54 | 1-10 | 6-10 | 7 | 25 | 32 | 22 | 53 | 13 | 27 | 2 | 3 | 200 |

FG % 1st Half: 10-22 45.5% 2nd half: 13-32 40.6% Game: 23-54 42.6%
3FG % 1st Half: 0-5 0.0% 2nd half: 1-5 20.0% Game: 1-10 10.0%
FT % 1st Half: 0-2 0.0% 2nd half: 6-8 75.0% Game: 6-10 60.0%

Iowa 96 • 1-0

| # | Player | Total | | 3-Ptr | | Rebounds | | | PF | TP | A | TO | Blk | Stl | Min. |
|--------|-------------------|--------|--------|-------|-------|----------|----|----|----|----|----|----|-----|-----|------|
| | | FG-FGA | FT-FTA | Off | Def | Tot | | | | | | | | | |
| 01 | Basabe, Melsahn | f | 3-7 | 0-0 | 8-8 | 2 | 3 | 5 | 1 | 14 | 0 | 0 | 0 | 1 | 20 |
| 25 | May, Eric | f | 4-10 | 2-5 | 2-2 | 0 | 1 | 1 | 12 | 5 | 1 | 1 | 2 | 26 | |
| 35 | Archie, Devon | c | 2-2 | 0-0 | 0-0 | 1 | 1 | 2 | 4 | 1 | 2 | 0 | 1 | 17 | |
| 05 | Gatens, Matt | g | 2-5 | 1-4 | 2-2 | 1 | 0 | 1 | 3 | 7 | 2 | 0 | 1 | 16 | |
| 24 | Cartwright, Bryce | g | 1-5 | 0-1 | 0-0 | 0 | 2 | 2 | 0 | 2 | 4 | 3 | 0 | 15 | |
| 00 | Olaseni, Gabriel | g | 1-2 | 0-0 | 6-8 | 3 | 1 | 4 | 1 | 8 | 0 | 0 | 0 | 9 | |
| 02 | Oglesby, Josh | g | 1-7 | 1-6 | 1-2 | 1 | 1 | 2 | 0 | 4 | 4 | 0 | 0 | 19 | |
| 03 | Cox, Cody | g | 0-0 | 0-0 | 0-0 | 0 | 1 | 1 | 0 | 0 | 0 | 0 | 0 | 3 | |
| 04 | Marble, Roy Devyn | g | 3-6 | 0-2 | 0-0 | 2 | 5 | 7 | 2 | 6 | 4 | 0 | 0 | 21 | |
| 13 | Denning, Kyle | g | 0-0 | 0-0 | 2-2 | 0 | 0 | 0 | 0 | 2 | 0 | 0 | 0 | 4 | |
| 14 | McCarty, Stephen | g | 0-0 | 0-0 | 0-0 | 0 | 0 | 0 | 0 | 0 | 0 | 0 | 0 | 4 | |
| 15 | McCabe, Zach | g | 5-11 | 2-5 | 1-3 | 2 | 3 | 5 | 1 | 13 | 1 | 0 | 0 | 18 | |
| 30 | White, Aaron | g | 6-12 | 2-3 | 5-5 | 4 | 6 | 10 | 1 | 19 | 0 | 1 | 0 | 28 | |
| 32 | Stubbs, Brandon | g | 2-2 | 1-1 | 0-0 | 0 | 0 | 0 | 0 | 5 | 1 | 1 | 0 | 6 | |
| 34 | Stokes, Darius | g | 0-1 | 0-0 | 0-0 | 0 | 1 | 1 | 1 | 0 | 0 | 1 | 0 | 4 | |
| Team | | | | | | 1 | 2 | 2 | | | | | | | |
| Totals | | | 30-70 | 9-27 | 27-32 | 17 | 26 | 43 | 13 | 96 | 22 | 10 | 1 | 14 | 200 |

FG % 1st Half: 14-40 35.0% 2nd half: 16-30 53.3% Game: 30-70 42.9%
3FG % 1st Half: 3-14 21.4% 2nd half: 6-13 46.2% Game: 9-27 33.3%
FT % 1st Half: 12-14 85.7% 2nd half: 15-18 83.3% Game: 27-32 84.4%

Officials: Jim Haney, Brian Dorsey, D.J. Cartstensen
Technical fouls: Chicago State-None. Iowa-None.
Attendance: 12897
Dale Howard Classic Preliminary Game

| Score by periods | 1st | 2nd | Total |
|------------------|-----|-----|-------|
| Chicago State | 20 | 33 | 53 |
| Iowa | 43 | 53 | 96 |

Last FG - CHIST 2nd-00:47, IOWA 2nd-00:17.
Largest lead - CHIST None, IOWA by 45 2nd-02:42.

Game 2 - Iowa 95, North Carolina A&T 79

Official Basketball Box Score -- Game Totals -- Final Statistics
North Carolina A&T vs Iowa
11/14/11 7:05 p.m. at Carver-Hawkeye Arena - Iowa City, IA

North Carolina A&T 79 • 0-2

| # | Player | Total | | 3-Ptr | | Rebounds | | | PF | TP | A | TO | Blk | Stl | Min. |
|--------|---------------------|--------|--------|-------|-------|----------|----|----|----|----|----|----|-----|-----|------|
| | | FG-FGA | FT-FTA | Off | Def | Tot | | | | | | | | | |
| 00 | SMITH, Lawrence | f | 2-5 | 0-0 | 0-0 | 1 | 0 | 1 | 4 | 4 | 0 | 1 | 0 | 1 | 12 |
| 01 | POWELL, Adrian | f | 3-10 | 0-4 | 3-4 | 0 | 7 | 7 | 2 | 9 | 2 | 2 | 0 | 1 | 28 |
| 30 | ESTES, Anthony | f | 2-8 | 1-2 | 0-0 | 3 | 1 | 4 | 3 | 5 | 1 | 1 | 0 | 1 | 14 |
| 10 | HILL, Marc | g | 7-11 | 4-4 | 2-3 | 0 | 2 | 2 | 0 | 20 | 6 | 1 | 0 | 2 | 24 |
| 12 | SIMPSON, Nic | g | 3-9 | 3-8 | 3-4 | 0 | 0 | 0 | 1 | 12 | 1 | 3 | 0 | 0 | 28 |
| 02 | WILLIAMS, Jared | g | 0-2 | 0-2 | 0-0 | 0 | 0 | 0 | 0 | 0 | 0 | 0 | 0 | 3 | |
| 03 | UNDERWOOD, Jeremy | g | 1-6 | 0-2 | 2-2 | 0 | 2 | 2 | 3 | 4 | 4 | 1 | 0 | 16 | |
| 04 | UPCHURCH, DaMetrius | g | 1-1 | 0-0 | 2-2 | 1 | 2 | 3 | 2 | 4 | 0 | 1 | 0 | 12 | |
| 20 | LOUISME, Jean | g | 2-8 | 2-6 | 3-6 | 0 | 3 | 3 | 1 | 9 | 1 | 2 | 0 | 18 | |
| 21 | BUCK, R.J. | g | 4-5 | 0-0 | 0-0 | 3 | 3 | 6 | 3 | 8 | 2 | 1 | 0 | 1 | 27 |
| 42 | SHEPHARD, Kam | g | 1-4 | 0-0 | 2-2 | 1 | 1 | 2 | 2 | 4 | 0 | 0 | 0 | 1 | 18 |
| Team | | | | | | 2 | 0 | 2 | | | | | | | |
| Totals | | | 26-69 | 10-28 | 17-23 | 11 | 21 | 32 | 21 | 79 | 17 | 13 | 0 | 10 | 200 |

FG % 1st Half: 13-35 37.1% 2nd half: 13-34 38.2% Game: 26-69 37.7%
3FG % 1st Half: 5-14 35.7% 2nd half: 5-14 35.7% Game: 10-28 35.7%
FT % 1st Half: 3-7 42.9% 2nd half: 14-16 87.5% Game: 17-23 73.9%

Iowa 95 • 2-0

| # | Player | Total | | 3-Ptr | | Rebounds | | | PF | TP | A | TO | Blk | Stl | Min. |
|--------|-------------------|--------|--------|-------|-------|----------|----|----|----|----|----|----|-----|-----|------|
| | | FG-FGA | FT-FTA | Off | Def | Tot | | | | | | | | | |
| 01 | Basabe, Melsahn | f | 4-8 | 0-0 | 7-8 | 3 | 7 | 10 | 2 | 15 | 1 | 4 | 1 | 0 | 31 |
| 25 | May, Eric | f | 8-12 | 3-4 | 1-3 | 3 | 6 | 9 | 2 | 20 | 1 | 5 | 0 | 1 | 32 |
| 35 | Archie, Devon | f | 0-2 | 0-0 | 0-0 | 1 | 5 | 6 | 3 | 0 | 1 | 2 | 1 | 0 | 13 |
| 05 | Gatens, Matt | g | 9-15 | 4-10 | 5-6 | 4 | 2 | 6 | 2 | 27 | 4 | 1 | 0 | 2 | 34 |
| 24 | Cartwright, Bryce | g | 4-11 | 0-4 | 4-4 | 1 | 1 | 2 | 4 | 12 | 6 | 1 | 0 | 2 | 27 |
| 02 | Oglesby, Josh | g | 0-2 | 0-2 | 0-0 | 0 | 1 | 1 | 1 | 0 | 2 | 1 | 0 | 7 | |
| 04 | Marble, Roy Devyn | g | 2-6 | 1-2 | 0-0 | 0 | 1 | 1 | 2 | 5 | 3 | 1 | 0 | 13 | |
| 15 | McCabe, Zach | g | 4-5 | 1-2 | 3-4 | 2 | 4 | 6 | 2 | 12 | 2 | 2 | 0 | 0 | 25 |
| 20 | Brommer, Andrew | g | 1-1 | 0-0 | 0-2 | 1 | 4 | 5 | 3 | 2 | 0 | 1 | 0 | 1 | 6 |
| 30 | White, Aaron | g | 1-5 | 0-2 | 0-2 | 2 | 2 | 4 | 1 | 2 | 0 | 4 | 0 | 1 | 12 |
| Team | | | | | | 1 | 2 | 3 | | | | | | | |
| Totals | | | 33-67 | 9-26 | 20-27 | 18 | 35 | 53 | 22 | 95 | 20 | 22 | 2 | 7 | 200 |

FG % 1st Half: 18-40 45.0% 2nd half: 15-27 55.6% Game: 33-67 49.3%
3FG % 1st Half: 6-19 31.6% 2nd half: 3-7 42.9% Game: 9-26 34.6%
FT % 1st Half: 8-12 66.7% 2nd half: 12-15 80.0% Game: 20-27 74.1%

Officials: Ray Perone, Kelly Self, Tim Stewart
Technical fouls: North Carolina A&T-None. Iowa-None.
Attendance: 8891
Dale Howard Classic Preliminary Game

| Score by periods | 1st | 2nd | Total |
|--------------------|-----|-----|-------|
| North Carolina A&T | 34 | 45 | 79 |
| Iowa | 50 | 45 | 95 |

Last FG - NCAT 2nd-01:06, IOWA 2nd-00:56.
Largest lead - NCAT None, IOWA by 27 2nd-14:05.

Game 3 - Iowa 88, Northern Illinois 55

Official Basketball Box Score -- Game Totals -- Final Statistics
Northern Illinois vs Iowa
11/17/11 7:05 p.m. at Carver-Hawkeye Arena - Iowa City, IA

Northern Illinois 55 • 0-3

| # | Player | Total | | 3-Ptr | | Rebounds | | | PF | TP | A | TO | Blk | Stl | Min. |
|--------|-------------------|--------|--------|-------|-------|----------|----|----|----|----|----|----|-----|-----|------|
| | | FG-FGA | FT-FTA | Off | Def | Tot | | | | | | | | | |
| 05 | Toler, Tim | f | 4-11 | 2-5 | 0-0 | 2 | 7 | 9 | 2 | 10 | 1 | 5 | 0 | 0 | 23 |
| 23 | Nader, Abdel | f | 8-19 | 2-4 | 0-0 | 2 | 7 | 2 | 2 | 18 | 1 | 2 | 0 | 0 | 30 |
| 32 | Bolin, Aksel | f | 3-3 | 1-1 | 0-0 | 0 | 3 | 3 | 2 | 7 | 1 | 0 | 0 | 1 | 27 |
| 03 | Christian, Antone | g | 1-5 | 1-5 | 2-2 | 2 | 2 | 4 | 1 | 5 | 1 | 4 | 0 | 1 | 15 |
| 15 | Ford, Marquavese | g | 1-3 | 0-1 | 2-4 | 0 | 3 | 3 | 0 | 4 | 4 | 1 | 0 | 0 | 23 |
| 11 | Miller, Zach | g | 0-2 | 0-1 | 0-0 | 0 | 1 | 1 | 1 | 0 | 3 | 0 | 0 | 0 | 17 |
| 13 | Gray, Kevin | g | 0-1 | 0-0 | 1-4 | 2 | 2 | 4 | 1 | 1 | 0 | 1 | 0 | 1 | 17 |
| 20 | Berg, Stian | g | 0-4 | 0-4 | 0-0 | 0 | 0 | 0 | 0 | 0 | 0 | 0 | 0 | 9 | |
| 21 | Gray, Keith | g | 2-5 | 0-0 | 0-0 | 2 | 2 | 2 | 2 | 4 | 0 | 2 | 1 | 0 | 22 |
| 35 | Barnette, DeAndre | g | 0-0 | 0-0 | 2-2 | 0 | 2 | 2 | 0 | 2 | 0 | 0 | 1 | 0 | 5 |
| 44 | Jackson, Jeremiah | g | 0-0 | 0-0 | 1-2 | 2 | 0 | 2 | 0 | 1 | 0 | 1 | 0 | 3 | |
| 43 | Storm, Tyler | g | 0-1 | 0-1 | 3-4 | 0 | 1 | 1 | 1 | 3 | 0 | 0 | 0 | 9 | |
| Team | | | | | | 1 | 0 | 1 | | | | | | | |
| Totals | | | 19-54 | 6-22 | 11-18 | 13 | 21 | 34 | 12 | 55 | 11 | 16 | 3 | 3 | 200 |

FG % 1st Half: 12-23 52.2% 2nd half: 7-31 22.6% Game: 19-54 35.2%
3FG % 1st Half: 4-10 40.0% 2nd half: 2-12 16.7% Game: 6-22 27.3%
FT % 1st Half: 2-4 50.0% 2nd half: 9-14 64.3% Game: 11-18 61.1%

Iowa 88 • 3-0

| # | Player | Total | | 3-Ptr | | Rebounds | | | PF | TP | A | TO | Blk | Stl | Min. |
|----|-----------------|--------|--------|-------|-----|----------|---|---|----|----|---|----|-----|-----|------|
| | | FG-FGA | FT-FTA | Off | Def | Tot | | | | | | | | | |
| 01 | Basabe, Melsahn | f | 2-3 | 0-0 | 4-4 | 1 | 1 | 2 | 1 | 8 | 0 | 0 | 1 | 0 | 20 |
| 25 | May, Eric | f | 6-8 | 2-2 | 0-0 | 0 | 3 | 3 | | | | | | | |

Game 5 - Campbell 77, Iowa 61

Official Basketball Box Score -- Game Totals -- Final Statistics
Campbell vs Iowa
 11/23/11 7:05 p.m. at Carver-Hawkeye Arena - Iowa City, IA

Campbell 77 • 5-0

| # | Player | Total | | 3-Ptr | | Rebounds | | | PF | TP | A | TO | Blk | Stl | Min |
|---------------|------------------|--------|--------|--------|-------|----------|-----|----|----|----|----|----|-----|-----|-----|
| | | FG-FGA | FG-FTA | FT-FTA | Off | Def | Tot | | | | | | | | |
| 15 | Harris, Marvelle | f | 2-4 | 0-0 | 0-0 | 3 | 3 | 6 | 3 | 4 | 0 | 1 | 3 | 0 | 31 |
| 21 | Griffin, Eric | c | 10-11 | 0-0 | 3-5 | 2 | 11 | 13 | 2 | 23 | 1 | 4 | 6 | 1 | 37 |
| 01 | Freeman, Trey | g | 6-12 | 1-3 | 2-3 | 0 | 1 | 1 | 2 | 15 | 4 | 3 | 0 | 1 | 35 |
| 03 | Ferguson, Rico | g | 2-4 | 0-0 | 8-9 | 0 | 6 | 6 | 2 | 12 | 6 | 3 | 0 | 1 | 38 |
| 04 | White, Darren | g | 6-11 | 1-2 | 4-6 | 1 | 3 | 4 | 4 | 17 | 5 | 8 | 1 | 0 | 39 |
| 02 | Celestin, Amir | | 0-0 | 0-0 | 0-0 | 0 | 1 | 1 | 1 | 0 | 0 | 2 | 0 | 1 | 7 |
| 10 | Horton, Anthony | | 2-3 | 2-3 | 0-0 | 0 | 0 | 0 | 1 | 6 | 1 | 0 | 0 | 0 | 13 |
| | Team | | | | | 0 | 3 | 3 | | | | 1 | | | |
| Totals | | | 28-45 | 4-8 | 17-23 | 6 | 28 | 34 | 15 | 77 | 17 | 22 | 10 | 4 | 200 |

FG % 1st Half: 15-25 60.0% 2nd half: 13-20 65.0% Game: 28-45 62.2% Deadball Rebounds 2
 3FG % 1st Half: 3-5 60.0% 2nd half: 1-3 33.3% Game: 4-8 50.0%
 FT % 1st Half: 5-6 83.3% 2nd half: 12-17 70.6% Game: 17-23 73.9%

Iowa 61 • 3-2

| # | Player | Total | | 3-Ptr | | Rebounds | | | PF | TP | A | TO | Blk | Stl | Min |
|---------------|-------------------|--------|--------|--------|-------|----------|-----|----|----|----|----|----|-----|-----|-----|
| | | FG-FGA | FG-FTA | FT-FTA | Off | Def | Tot | | | | | | | | |
| 01 | Basabe, Melsahn | f | 1-5 | 0-0 | 0-0 | 3 | 0 | 3 | 2 | 2 | 0 | 1 | 0 | 0 | 19 |
| 25 | May, Eric | f | 1-4 | 0-1 | 2-4 | 0 | 2 | 2 | 2 | 4 | 0 | 1 | 0 | 2 | 20 |
| 35 | Archie, Devon | c | 1-2 | 0-0 | 0-0 | 1 | 1 | 2 | 2 | 2 | 0 | 3 | 1 | 1 | 9 |
| 05 | Gatens, Matt | g | 5-12 | 1-5 | 6-6 | 1 | 4 | 5 | 3 | 17 | 2 | 1 | 0 | 2 | 40 |
| 24 | Cartwright, Bryce | g | 2-8 | 0-0 | 0-0 | 0 | 1 | 1 | 2 | 4 | 2 | 3 | 0 | 2 | 26 |
| 02 | Oglesby, Josh | | 2-3 | 2-2 | 0-0 | 0 | 0 | 0 | 0 | 6 | 0 | 2 | 0 | 0 | 12 |
| 04 | Marble, Roy Devyn | | 6-12 | 0-1 | 2-2 | 1 | 0 | 1 | 3 | 14 | 4 | 0 | 1 | 1 | 32 |
| 15 | McCabe, Zach | | 3-11 | 0-2 | 0-0 | 6 | 1 | 7 | 4 | 6 | 2 | 3 | 0 | 2 | 24 |
| 20 | Brommer, Andrew | | 2-2 | 0-0 | 0-0 | 1 | 2 | 3 | 2 | 4 | 0 | 0 | 0 | 0 | 9 |
| 30 | White, Aaron | | 1-7 | 0-0 | 0-0 | 1 | 3 | 4 | 1 | 2 | 0 | 0 | 0 | 0 | 9 |
| | Team | | | | | 0 | 1 | 1 | | | | | | | |
| Totals | | | 24-66 | 3-11 | 10-12 | 14 | 15 | 29 | 21 | 61 | 10 | 14 | 2 | 10 | 200 |

FG % 1st Half: 14-32 43.8% 2nd half: 10-34 29.4% Game: 24-66 36.4% Deadball Rebounds 2
 3FG % 1st Half: 2-6 33.3% 2nd half: 1-5 20.0% Game: 3-11 27.3%
 FT % 1st Half: 1-2 50.0% 2nd half: 9-10 90.0% Game: 10-12 83.3%

Officials: Glenn Mayborg, Terry Oglesby, Wally Rutecki
 Technical fouls: Campbell-Griffin, Eric. Iowa-TEAM.
 Attendance: 10501
 Dale Howard Classic Preliminary Game

| Score by periods | 1st | 2nd | Total |
|------------------|-----|-----|-------|
| Campbell | 38 | 39 | 77 |
| Iowa | 31 | 30 | 61 |

| | In | Off | 2nd | Fast | Bench |
|--------|-------|-----|--------|-------|-------|
| Points | Paint | T/O | Chance | Break | |
| CAM | 36 | 9 | 6 | 0 | 6 |
| IOWA | 30 | 18 | 10 | 4 | 32 |

Last FG - CAM 2nd-02:34, IOWA 2nd-00:26.
 Largest lead - CAM by 20 2nd-01:30, IOWA by 1 1st-15:23.

Score tied - 2 times.
 Lead changed - 4 times.

IOWA HAWKEYE BASKETBALL
Iowa Combined Team Statistics (as of Nov 24, 2011)
All games

Overall record: 3-2 Conf: 0-0 Home: 3-1 Away: 0-0 Neutral: 0-1

| ## | Player | gp-gs | min | avg | Total | | 3-Point | | F-Throw | | Rebounds | | | | pf | dq | a | to | blk | stl | pts | avg |
|----------------|-------------------|-------|------|------|---------|-------|---------|------|---------|-------|----------|-----|-----|------|----|----|----|----|-----|-----|-----|------|
| | | | | | fg-fga | fg% | 3fg-fga | 3fg% | ft-fa | ft% | off | def | tot | avg | | | | | | | | |
| 05 | Gatens, Matt | 5-5 | 145 | 29.0 | 26-50 | .520 | 11-30 | .367 | 16-17 | .941 | 8 | 10 | 18 | 3.6 | 11 | 0 | 11 | 4 | 0 | 9 | 79 | 15.8 |
| 25 | May, Eric | 5-5 | 120 | 24.0 | 22-44 | .500 | 7-15 | .467 | 5-9 | .556 | 5 | 16 | 21 | 4.2 | 10 | 0 | 12 | 12 | 2 | 5 | 56 | 11.2 |
| 01 | Basabe, Melsahn | 5-5 | 107 | 21.4 | 11-26 | .423 | 0-0 | .000 | 19-22 | .864 | 9 | 14 | 23 | 4.6 | 10 | 0 | 2 | 7 | 2 | 3 | 41 | 8.2 |
| 02 | Oglesby, Josh | 5-0 | 81 | 16.2 | 14-29 | .483 | 10-22 | .455 | 2-4 | .500 | 1 | 8 | 9 | 1.8 | 2 | 0 | 10 | 4 | 1 | 1 | 40 | 8.0 |
| 30 | White, Aaron | 5-0 | 81 | 16.2 | 14-40 | .350 | 3-8 | .375 | 8-12 | .667 | 11 | 14 | 25 | 5.0 | 6 | 0 | 1 | 9 | 1 | 5 | 39 | 7.8 |
| 15 | McCabe, Zach | 5-0 | 102 | 20.4 | 15-37 | .405 | 5-13 | .385 | 4-9 | .444 | 12 | 8 | 20 | 4.0 | 10 | 0 | 8 | 6 | 0 | 7 | 39 | 7.8 |
| 04 | Marble, Roy Devyn | 5-0 | 104 | 20.8 | 13-36 | .361 | 1-6 | .167 | 5-6 | .833 | 5 | 8 | 13 | 2.6 | 9 | 0 | 16 | 1 | 1 | 7 | 32 | 6.4 |
| 24 | Cartwright, Bryce | 5-5 | 107 | 21.4 | 11-33 | .333 | 2-8 | .250 | 7-8 | .875 | 1 | 6 | 7 | 1.4 | 7 | 0 | 22 | 7 | 0 | 5 | 31 | 6.2 |
| 20 | Brommer, Andrew | 2-0 | 15 | 7.5 | 3-3 | 1.000 | 0-0 | .000 | 0-2 | .000 | 2 | 6 | 8 | 4.0 | 5 | 0 | 0 | 1 | 0 | 1 | 6 | 3.0 |
| 35 | Archie, Devon | 5-5 | 69 | 13.8 | 6-10 | .600 | 0-0 | .000 | 2-4 | .500 | 5 | 15 | 20 | 4.0 | 8 | 0 | 2 | 8 | 2 | 4 | 14 | 2.8 |
| 00 | Olaseni, Gabriel | 3-0 | 24 | 8.0 | 1-5 | .200 | 0-0 | .000 | 6-8 | .750 | 6 | 4 | 10 | 3.3 | 1 | 0 | 1 | 1 | 0 | 0 | 8 | 2.7 |
| 32 | Stubbs, Branden | 3-0 | 18 | 6.0 | 3-5 | .600 | 2-3 | .667 | 0-0 | .000 | 0 | 1 | 1 | 0.3 | 1 | 0 | 2 | 1 | 0 | 4 | 8 | 2.7 |
| 13 | Denning, Kyle | 2-0 | 6 | 3.0 | 0-0 | .000 | 0-0 | .000 | 2-2 | 1.000 | 0 | 0 | 0 | 0.0 | 0 | 0 | 0 | 0 | 0 | 0 | 2 | 1.0 |
| 14 | McCarty, Stephen | 2-0 | 6 | 3.0 | 1-2 | .500 | 0-1 | .000 | 0-0 | .000 | 0 | 0 | 0 | 0.0 | 1 | 0 | 0 | 0 | 0 | 0 | 2 | 1.0 |
| 34 | Stokes, Darius | 3-0 | 10 | 3.3 | 1-3 | .333 | 0-0 | .000 | 0-0 | .000 | 1 | 1 | 2 | 0.7 | 2 | 0 | 1 | 1 | 1 | 0 | 2 | 0.7 |
| 03 | Cox, Cody | 2-0 | 5 | 2.5 | 0-0 | .000 | 0-0 | .000 | 0-0 | .000 | 0 | 1 | 1 | 0.5 | 0 | 0 | 0 | 0 | 0 | 0 | 0 | 0.0 |
| Team | | | | | | | | | | | 3 | 7 | 10 | | | | 1 | | | | | |
| Total..... | | 5 | 1000 | | 141-323 | .437 | 41-106 | .387 | 76-103 | .738 | 69 | 119 | 188 | 37.6 | 83 | 0 | 88 | 63 | 10 | 51 | 399 | 79.8 |
| Opponents..... | | 5 | 1000 | | 128-280 | .457 | 30-87 | .345 | 60-87 | .690 | 48 | 127 | 175 | 35.0 | 86 | 2 | 78 | 93 | 17 | 24 | 346 | 69.2 |

TEAM STATISTICS

| | IOWA | OPP |
|------------------------|---------|---------|
| SCORING | 399 | 346 |
| Points per game | 79.8 | 69.2 |
| Scoring margin | +10.6 | - |
| FIELD GOALS-ATT | 141-323 | 128-280 |
| Field goal pct | .437 | .457 |
| 3 POINT FG-ATT | 41-106 | 30-87 |
| 3-point FG pct | .387 | .345 |
| 3-pt FG made per game | 8.2 | 6.0 |
| FREE THROWS-ATT | 76-103 | 60-87 |
| Free throw pct | .738 | .690 |
| F-Throws made per game | 15.2 | 12.0 |
| REBOUNDS | 188 | 175 |
| Rebounds per game | 37.6 | 35.0 |
| Rebounding margin | +2.6 | - |
| ASSISTS | 88 | 78 |
| Assists per game | 17.6 | 15.6 |
| TURNOVERS | 63 | 93 |
| Turnovers per game | 12.6 | 18.6 |
| Turnover margin | +6.0 | - |
| Assist/turnover ratio | 1.4 | 0.8 |
| STEALS | 51 | 24 |
| Steals per game | 10.2 | 4.8 |
| BLOCKS | 10 | 17 |
| Blocks per game | 2.0 | 3.4 |
| ATTENDANCE | 41955 | 12746 |
| Home games-Avg/Game | 4-10489 | 0-0 |
| Neutral site-Avg/Game | - | 1-12746 |

| Date | Opponent | | Score | Att. |
|------------|--------------------|---|-------|-------|
| 11/11/11 | CHICAGO STATE | w | 96-53 | 12897 |
| 11/14/11 | NORTH CAROLINA A&T | w | 95-79 | 8891 |
| 11/17/11 | NORTHERN ILLINOIS | w | 88-55 | 9666 |
| # 11/20/11 | vs Creighton | L | 59-82 | 12746 |
| 11/23/11 | CAMPBELL | L | 61-77 | 10501 |

= Dale Howard Classic, Des Moines, Iowa

* = Conference game

Score by Periods

| | 1st | 2nd | Totals |
|-----------|-----|-----|--------|
| Iowa | 202 | 197 | 399 |
| Opponents | 167 | 179 | 346 |