

# 2013-14 IOWA HAWKEYE BASKETBALL GAME NOTES



3 Final Fours  
8 Big Ten Championships  
2 Big Ten Tournament Titles

GAME 19 // #10/10 IOWA (15-3, 4-1) at #21/25 MICHIGAN (13-4, 5-0)  
Wednesday, Jan. 22, 2014 • 6:01 p.m. (CT)  
Crisler Arena (12,707) • Ann Arbor, Michigan  
Radio: Hawkeye Radio Network; Sirius 91 and XM 91  
Radio Talent: Gary Dolphin (pxp), Bob Hansen (analyst)  
TV: BTN (BTN2GO)  
Announcers: Gus Johnson, Stephen Bardo and Stephanie White  
Live Stats / Audio: [hawkeyesports.com](http://hawkeyesports.com)

### Iowa Athletic Communications

5300 Carver-Hawkeye Arena, Iowa City, IA 52242  
Phone: 319-335-9411 • Fax: 319-335-9417  
[hawkeyesports.com](http://hawkeyesports.com) • [hawkeyebasketball.com](http://hawkeyebasketball.com)

**MBB CONTACT: MATTHEW WEITZEL**  
office: 319-335-6590 • cell: 319-430-8176  
email: [matthew-weitzel@hawkeyesports.com](mailto:matthew-weitzel@hawkeyesports.com)  
Twitter: @BigWeitz

### 2013-14 Schedule / Results 15-3 Overall, 4-1 Big Ten

Nov. 8	UNC Wilmington	W, 82-39
Nov. 10	Nebraska-Omaha	W, 83-75
Nov. 14	Maryland Eastern Shore	W, 109-63
Nov. 17	Abilene Christian	W, 103-41
Nov. 22	Penn	W, 86-55
Nov. 28	vs. Xavier #	W, 77-74 (OT)
Nov. 29	vs. UTEP #	W, 89-53
Nov. 30	vs. Villanova #	L, 83-88 (OT)
Dec. 3	Notre Dame %	W, 98-93
Dec. 7	vs. Drake *	W, 83-66
Dec. 9	Fairleigh Dickinson	W, 92-59
Dec. 13	at #16/17 Iowa State +	L, 82-85
Dec. 22	Arkansas-Pine Bluff	W, 86-61
Dec. 31	Nebraska	W, 67-57
Jan. 5	at #4/5 Wisconsin	L, 71-75
Jan. 9	Northwestern	W, 93-67
Jan. 12	at #3/3 Ohio State	W, 84-74
Jan. 19	Minnesota	W, 94-73
Jan. 22	at #21/25 Michigan	6:01 p.m.
Jan. 25	at Northwestern	11:06 a.m.
Jan. 28	Michigan State	6 p.m.
Feb. 1	at Illinois	6:30 p.m.
Feb. 4	Ohio State	6 p.m.
Feb. 8	Michigan	1 p.m.
Feb. 15	at Penn State	Noon
Feb. 18	at Indiana	8 p.m.
Feb. 22	Wisconsin	11 a.m.
Feb. 25	at Minnesota	6 p.m.
Mar. 1/2	Purdue	7:15/3 p.m.
March 6	at Michigan State	8 p.m.
Mar. 8/9	Illinois	7:30/3:30 p.m.
March 14	at Big Ten Tournament	TBD
March 15	at Big Ten Tournament	TBD
March 16	at Big Ten Tournament	TBD
March 17	at Big Ten Tournament	TBD

all times listed are central

# -- Battle 4 Atlantis - Nassau, Bahamas  
% -- Big Ten / ACC Challenge  
+ -- Iowa Corn Cy-Hawk Series  
\* -- Hy-Vee Big Four Classic - Des Moines, Iowa

### Pronunciation Guide

Kirk Speraw	..... SPEAR-awe
Melsahn Basabe	..... Bah-SAAB-ee
Mike Gesell	.....GAH-zelle
Peter Jok	..... JOCK
Josh Oglesby	.....Oh-gulls-BEE
Gabriel Olaseni	..... Oh-lah-SHANE-ee
Okey Okah	.....Oh-Kay Ooh-kuh
Jarrod Uthoff	..... YOU-toff



## IOWA HAWKEYES

2013-14 Record: 15-3  
Big Ten Record: 4-1  
Head Coach: Fran McCaffery  
Career Record: 320-230 (18th year)  
Iowa Record: 69-53 (4th year)

**STATISTICAL LEADERS**  
Points: Roy Devyn Marble (16.3)  
Rebounds: Melsahn Basabe (6.8)  
Assists: Mike Gesell (3.8)  
Steals: Roy Devyn Marble (2.2)  
Blocks: Gabriel Olaseni (1.4)

### GAME INFORMATION

Date: Wednesday, Jan. 22, 2014  
Tip-off: 6:01 p.m. (CT)  
Location: Ann Arbor, Michigan  
Arena: Crisler Arena (12,707)  
TV: BTN (BTN2GO)  
Radio: Sirius 91 & XM 91;  
**Hawkeye Radio Network**  
WMT-AM 600 (Cedar Rapids)  
WHO-AM 1040 (Des Moines)  
KXIC-AM 800 (Iowa City)

**SERIES**  
Series: Michigan leads, 90-58  
at Ann Arbor: Michigan leads, 50-22  
Last Meeting: Jan. 6, 2013 (UM, 95-67)  
McCaffery vs. Michigan: 1-3  
Beilein vs. Iowa: 9-3

**MULTIMEDIA**  
Audio / Live Stats: [hawkeyesports.com](http://hawkeyesports.com)  
Twitter Updates: @IowaHoops



## MICHIGAN WOLVERINES







2013-14 Record: 13-4  
Big Ten Record: 5-0  
Head Coach: John Beilein  
Career Record: 686-407 (36th year)  
Michigan Record: 135-89 (7th year)

**STATISTICAL LEADERS**  
Points: Nik Stauskas (18.0)  
Rebounds: Jon Horford (5.2)  
Assists: Nik Stauskas (3.8)  
Steals: Chris LeVert (1.2)  
Blocks: Jon Horford (1.0)

### Game #19 Storylines

- Iowa (10th) is ranked in the AP top 10 for the first time since Jan. 1, 2002 (ninth).
- Iowa has started 15-3 for the first time since the 1997-98 campaign and 4-1 in Big Ten play for the first time since the 1998-99 season.
- The Hawkeyes have two Michigan natives on its team returning to their home state on Wednesday: guards Roy Devyn Marble (Southfield) and Anthony Clemmons (Lansing).
- Iowa and North Carolina are the only teams with a road win against an AP top-three team this season.
- Iowa's win over No. 3 Ohio State on Jan. 12, marked Iowa's first over a top-five team since an 83-65 victory at second-ranked Missouri on Dec. 15, 2001, in Columbia, Mo.
- Melsahn Basabe has posted double-doubles in two of the last three outings (Northwestern and Ohio State). The senior is seven rebounds from his 700th of his career.
- Junior forward Aaron White ranks first in the Big Ten in field goal percentage (.659) and third in free throw percentage (.857).
- Roy Devyn Marble is only the second Hawkeye to amass 1,400+ points, 325+ assists and 400+ rebounds (Jeff Horner).
- Iowa has scored 82 points or more in all but three games this season.

### Iowa Projected Starting Lineup (Based on last game's starters)

 <b>G • 10 • Mike Gesell</b> 6-1 • 190 • So. • South Sioux City, NE <table border="1"> <tr><th>PTS</th><th>AST</th><th>FG%</th><th>FT%</th></tr> <tr><td>7.1</td><td>3.8</td><td>.396</td><td>.649</td></tr> </table>	PTS	AST	FG%	FT%	7.1	3.8	.396	.649	 <b>F • 30 • Aaron White</b> 6-9 • 220 • Jr. • Strongsville, OH <table border="1"> <tr><th>PTS</th><th>REB</th><th>FG%</th><th>FT%</th></tr> <tr><td>14.0</td><td>6.4</td><td>.659</td><td>.857</td></tr> </table>	PTS	REB	FG%	FT%	14.0	6.4	.659	.857
PTS	AST	FG%	FT%														
7.1	3.8	.396	.649														
PTS	REB	FG%	FT%														
14.0	6.4	.659	.857														
 <b>G • 4 • Roy Devyn Marble</b> 6-6 • 200 • Sr. • Southfield, MI <table border="1"> <tr><th>PTS</th><th>REB</th><th>FG%</th><th>FT%</th></tr> <tr><td>16.3</td><td>3.6</td><td>.420</td><td>.650</td></tr> </table>	PTS	REB	FG%	FT%	16.3	3.6	.420	.650	 <b>F • 1 • Melsahn Basabe</b> 6-7 • 220 • Sr. • Glen Cove, NY <table border="1"> <tr><th>PTS</th><th>REB</th><th>FG%</th><th>FT%</th></tr> <tr><td>7.7</td><td>6.8</td><td>.571</td><td>.642</td></tr> </table>	PTS	REB	FG%	FT%	7.7	6.8	.571	.642
PTS	REB	FG%	FT%														
16.3	3.6	.420	.650														
PTS	REB	FG%	FT%														
7.7	6.8	.571	.642														
		 <b>C • 34 • Adam Woodbury</b> 7-1 • 240 • So. • Sioux City, IA <table border="1"> <tr><th>PTS</th><th>REB</th><th>FG%</th><th>FT%</th></tr> <tr><td>5.4</td><td>4.0</td><td>.493</td><td>.742</td></tr> </table>	PTS	REB	FG%	FT%	5.4	4.0	.493	.742							
PTS	REB	FG%	FT%														
5.4	4.0	.493	.742														

## Inside The Numbers

	IOWA	MICH
Scoring Average	86.8	77.3
Scoring Defense	66.6	63.5
Scoring Margin	+20.2	+13.8
FG%	.476	.488
FG% Defense	.372	.429
FT%	.725	.741
3-PT FG%	.382	.388
3-PT FG% Defense	.282	.330
Rebound Margin	+9.7	+2.6
Assists Per Game	17.1	15.6
Turnovers Per Game	11.8	9.1
Steals Per Game	7.2	5.8
Blocks Per Game	5.3	2.9

## Miscellaneous Statistics

Double-Figure Scoring Games...					
Player	10-11	11-12	12-13	13-14	Career
Roy Devyn Marble	5	23	28	14	70
Aaron White	---	18	26	12	56
Melsahn Basabe	17	14	9	6	46
Zach McCabe	4	10	6	8	28
Mike Gesell	---	---	14	6	20
Josh Oglesby	---	6	6	2	14
Jarrold Uthoff	---	---	---	10	10
Adam Woodbury	---	---	6	2	8
Peter Jok	---	---	---	6	6
Gabriel Olaseni	---	---	1	5	6
Anthony Clemmons	---	---	4	1	5

20-Point Scoring Games...					
Player	10-11	11-12	12-13	13-14	Career
Roy Devyn Marble	---	2	11	5	18
Aaron White	---	2	4	4	10
Melsahn Basabe	5	---	---	---	5
Zach McCabe	---	3	---	---	3
Josh Oglesby	---	2	---	---	2
Mike Gesell	---	---	1	---	1

Double-Figure Rebounding Games...					
Player	10-11	11-12	12-13	13-14	Career
Melsahn Basabe	8	3	5	3	19
Aaron White	---	4	4	3	11
Gabriel Olaseni	---	---	1	2	3
Jarrold Uthoff	---	---	---	2	2
Zach McCabe	---	1	---	---	1
Adam Woodbury	---	---	---	1	1

Double-Doubles...					
Player	10-11	11-12	12-13	13-14	Career
Melsahn Basabe	6	3	3	3	15
Aaron White	---	4	4	3	11
Gabriel Olaseni	---	---	---	2	2
Jarrold Uthoff	---	---	---	2	2

4+ Three-Pointer Games...					
Player	10-11	11-12	12-13	13-14	Career
Josh Oglesby	---	3	2	2	7
Roy Devyn Marble	---	1	2	2	5
Zach McCabe	1	---	1	1	3
Mike Gesell	---	---	1	---	1

5+ Assists Games...					
Player	10-11	11-12	12-13	13-14	Career
Roy Devyn Marble	---	11	7	6	24
Mike Gesell	---	---	5	7	12
Anthony Clemmons	---	---	9	2	11
Aaron White	---	---	---	2	2

3+ Steals Games...					
Player	10-11	11-12	12-13	13-14	Career
Roy Devyn Marble	---	7	5	7	19
Aaron White	---	2	4	1	7
Mike Gesell	---	---	4	1	5
Anthony Clemmons	---	---	4	---	4
Zach McCabe	1	2	---	1	4
Melsahn Basabe	---	---	---	1	1

3+ Blocks Games...					
Player	10-11	11-12	12-13	13-14	Career
Melsahn Basabe	4	3	6	1	14
Gabriel Olaseni	---	1	4	5	10
Adam Woodbury	---	---	3	---	3
Aaron White	---	2	1	---	3
Jarrold Uthoff	---	---	---	3	3

## 2013-14 Margin of Victory/Defeat

Points	1	2	3	4	5	6	7	8	9	10+	15+	20+
Wins	0	0	1	0	1	0	0	1	0	2	1	9
Losses	0	0	1	1	1	0	0	0	0	0	0	0

### THE SETTING

No. 10/10 Iowa (15-3, 4-1) travels to No. 21/25 Michigan (13-4, 5-0) on Wednesday. Tipoff is scheduled for 6:01 p.m. (CT) at Crisler Arena. The Wolverines, who have won seven straight games, enter this week's action tied for first place in the Big Ten standings. The Hawkeyes, who have won four of its last five and three straight, are in third place.

### ON THE AIR

**Radio:** Iowa games are broadcast on the Hawkeye Radio Network. Gary Dolphin handles the play-by-play, along with color commentator Bob Hansen. The network includes more than 40 stations that blanket the state of Iowa and include portions of Illinois, Nebraska, Minnesota, Missouri and Wisconsin. The Hawkeye Radio Network coverage includes a 60-minute pregame show.

**TV:** Wednesday night's game will be televised nationally on BTN (BTN2GO). Gus Johnson, Stephen Bardo and Stephanie White will call the action.

### HUGE SECOND HALF LIFTS HAWKEYES PAST MINNESOTA

- Iowa trailed Minnesota by 10 points (43-33) with 1:13 left in the first half, but the Hawkeyes scored the final eight points of the half en route to a 94-73 victory over Minnesota on Sunday. The 21-point loss is the Gophers' most lopsided loss of the season.
- The 94 points by Iowa are its most against Minnesota in a non-OT game since scoring 99 points versus the Gophers on Feb. 18, 1989.
- Iowa won a game by 20-plus points after trailing at the half for the first time since March 1, 1997, versus Purdue (34-41 at half; won 84-62).
- For the second straight game, five Hawkeyes scored in double figures: Aaron White (18), Josh Oglesby (17), Roy Devyn Marble (16), Gabriel Olaseni (12), and Mike Gesell (11). White scored all 18 of his points in the second half, while Marble tallied 15 of his 16 points in the final 20 minutes of action.
- Josh Oglesby netted a season-high 17 points, 14 in the first half, on 5-of-7 shooting from 3-point range. Oglesby made all four of his 3-point attempts in the first half.
- Iowa's bench scored 43 points and grabbed 19 rebounds. The 43 points from the Hawkeye reserves are the most since Iowa's win over Arkansas-Pine Bluff (47 on Dec. 22).
- Sunday marked the sixth time that Iowa has scored 90-plus points this season.
- Sunday's victory is the Hawkeyes' 20th straight at home, dating back to last January.
- Senior Zach McCabe led the team in steals (3) for the first time this season. He also had eight points and three assists.
- Iowa drained nine 3-pointers, the most by the Hawkeyes in a Big Ten game this season, and most since making 10 against Arkansas-Pine Bluff (Dec. 22).

## 2013-14 Iowa Hawkeye Roster

No.	Name	Pos.	Ht.	Wt.	Yr.	Hometown (High School/College)
0	Gabriel Olaseni	C	6-10	225	Jr.	London, England (Sunrise Christian Academy - Kan.)
1	Melsahn Basabe	F	6-7	220	Sr.	Glen Cove, N.Y. (St. Mark's)
2	Josh Oglesby	G	6-5	208	Jr.	Cedar Rapids, Iowa (Washington)
3	Peter Jok	G	6-6	200	Fr.	West Des Moines, Iowa (Valley)
4	Roy Devyn Marble	G	6-6	200	Sr.	Southfield, Mich. (Lathrup)
5	Anthony Clemmons	G	6-1	195	So.	Lansing, Mich. (Sexton)
10	Mike Gesell	G	6-1	190	So.	South Sioux City, Neb. (South Sioux City)
13	Kyle Denning	G	6-2	160	Jr.	Cedar Falls, Iowa (Northern University HS)
15	Zach McCabe	F	6-7	235	Sr.	Sioux City, Iowa (Bishop Heelan)
20	Jarrold Uthoff	F	6-8	208	So.	Cedar Rapids, Iowa (Jefferson)
23	Okey Ukah	F	6-6	210	Jr.	Iowa City, Iowa (West/Kirkwood CC)
30	Aaron White	F	6-9	220	Jr.	Strongsville, Ohio (Strongsville)
34	Adam Woodbury	C	7-1	240	So.	Sioux City, Iowa (East)
35	Darius Stokes	F	6-7	203	Jr.	Cedar Rapids, Iowa (Linn-Mar)
42	Kyle Meyer	F	6-10	225	Fr.-RS	Alpharetta, Ga. (Northview)

Head Coach: Fran McCaffery

Assistant Coaches: Kirk Speraw, Sherman Dillard, Andrew Francis

## Head Coach Fran McCaffery

Fran McCaffery is in his fourth season as the head basketball coach at the University of Iowa and his 18th year overall as a college head coach. McCaffery spent five seasons (2005-10) as the head coach at Siena, six years at UNC-Greensboro (1999-2005) and three seasons at Lehigh (1985-88) before joining the Hawkeyes.



McCaffery has three decades of Division I coaching experience. He completed his 31st season as a collegiate coach in 2013, which includes 17 years as a head coach and 14 as an assistant. McCaffery is looking to become the 10th college coach to lead four different teams to the NCAA Tournament.

McCaffery, 54, holds a career mark of 320-229 (.582) and guided his teams to eight postseason appearances (five NCAA, three NIT). He is 69-53 (.565) at Iowa.

Since taking over the Iowa program in 2010, the Hawkeyes have increased their win total by 15 games. McCaffery coached Iowa to 25 victories in 2013, equaling the second-most win total in program history. McCaffery has guided the Black and Gold to back-to-back NIT appearances, including a runner-up finish in 2013.

McCaffery and the Hawkeyes have made Carver-Hawkeye Arena one of the most feared arenas to play nationally. Fans have embraced McCaffery and his team's style of play with attendance increasing by 30 percent since 2010. The Hawkeyes won a school-record 18 home games a year ago, which includes 19 straight against unranked opponents dating back to 2012 -- the third-longest active streak in the Big Ten.

McCaffery's five years at Siena were the best in its 70-year history. He led the Saints on an incredible run that ended with three straight Metro Atlantic Athletic Conference championships and NCAA Tournament appearances. In so doing, Siena became the only program in the country to win its regular season and postseason title 2008-10.

McCaffery's Saints owned a 112-51 (.687) record in his five years with the program. He guided the Saints to four consecutive 20-win seasons.

The 2009 MAAC Coach of the Year and 2010 District I Coach of the Year is the third winningest coach, by percentage, in league history (68-22, .756). He is the only coach to guide a MAAC program to two NCAA Tournament wins. McCaffery led his 2008 and 2009 teams to first round NCAA Tournament victories over Vanderbilt and Ohio State, respectively.

In his final two seasons at Siena, he coached the Saints to back-to-back 27-win campaigns and boasted a combined 39-3 (.929) record against MAAC opponents, which included MAAC Tournament contests.

McCaffery began his coaching career as an assistant at Penn (1982-83) and Lehigh (1983-85). After three seasons as head coach at Lehigh, he spent 11 seasons as an assistant at Notre Dame (1988-99).

McCaffery played basketball at Wake Forest his freshman year (1977-78) and then concluded his collegiate playing career at Penn his final three seasons (1979-82).

He earned his B.S. degree in Economics from The Wharton School (Penn) in 1982. McCaffery also earned a Master of Education from Lehigh in 1985.

### COACHING HONORS

NABC District I Coach of the Year, 2009-10

MAAC Coach of the Year, 2008-09

### HEAD COACHING EXPERIENCE

Lehigh (1985-88): .....49-39 (.557); 8-6 (.571) League  
UNC-Greensboro (1999-05).....90-87 (.508); 49-47 (.510) League  
Siena (2005-10) .....112-51 (.687); 68-22 (.756) League  
Iowa (2010-present): .....69-53 (.565); 25-34 (.424) League

## McCaffery File

**Born:** May 23, 1959  
**Hometown:** Philadelphia, Pa.  
**High School:** LaSalle, 1977  
**College:** B.S. in Economics, The Wharton School (Penn), 1982  
Master of Education, Lehigh, 1985  
**Family:** Wife, Margaret  
Sons, Connor, Patrick and Jonathan Francis  
Daughter, Marit Katherine  
Brother, Jack (sportswriter in Philadelphia area)

### Coaching Honors

MAAC Coach of the Year, 2009

NABC District I Coach of the Year, 2009-10

### Coaching History (30 years)

1982-83 Assistant Coach, Penn  
1983-85 Assistant Coach, Lehigh  
1985-88 Head Coach, Lehigh  
1988-99 Assistant Coach, Notre Dame  
1999-05 Head Coach, UNC-Greensboro  
2005-10 Head Coach, Siena  
2010-present Head Coach, University of Iowa

### Coaching Chart

Overall (17 seasons): 320-230 (.582)  
At Iowa (four seasons): 69-53 (.565)  
At Siena (five seasons): 112-51 (.688)  
At UNCG (six seasons): 90-87 (.508)  
At Lehigh (three seasons): 49-40 (.551)  
NCAA Tournament (five appearances\*): 2-5  
NIT (three appearances): 5-3

*\*McCaffery is the first coach to bring three different programs from one-bid leagues to the NCAA Tournament (conferences that sent just one team the year his program advanced).*

### McCaffery in Postseason Play

1988 NCAA Tournament - - Lehigh  
1989 NCAA Tournament - - Notre Dame  
1990 NCAA Tournament - - Notre Dame  
1992 NIT - - Notre Dame  
1997 NIT - - Notre Dame  
2001 NCAA Tournament - - UNC-Greensboro  
2002 NIT - - UNC-Greensboro  
2008 NCAA Tournament - - Siena  
2009 NCAA Tournament - - Siena  
2010 NCAA Tournament - - Siena  
2012 NIT - - Iowa  
2013 NIT -- Iowa

### Playing Experience

Wake Forest, 1977-78

Penn, 1979-82

## 2013-14 Big Ten Standings/Schedule

Team	Big Ten	Pct.	Overall	Pct.
Michigan St	5-0	1.000	16-1	.941
Michigan	5-0	1.000	13-4	.765
<b>IOWA</b>	<b>4-1</b>	<b>.800</b>	<b>15-3</b>	<b>.833</b>
Wisconsin	3-2	.600	16-2	.889
Purdue	3-2	.600	13-5	.722
Minnesota	3-3	.500	14-5	.737
Indiana	2-3	.400	12-6	.667
Ohio State	2-4	.333	15-4	.789
Illinois	2-4	.333	13-6	.684
Northwestern	2-4	.333	9-10	.474
Nebraska	1-4	.200	9-8	.529
Penn State	0-6	.000	9-10	.474

### Tuesday, Jan. 21

Indiana at Michigan State, 6 p.m. (ESPN)

Purdue at Northwestern, 8 p.m. (BTN)

### Wednesday, Jan. 22

Iowa at Michigan, 6 p.m. (ESPN)

Wisconsin at Minnesota, 8 p.m. (BTN)

### Thursday, Jan. 23

Illinois at Ohio State, 6 p.m. (ESPN)

Nebraska at Penn State, 7 p.m. (ESPNU)

### Saturday, Jan. 25

Iowa at Northwestern, 11 a.m. (BTN)

Wisconsin at Purdue, 4 p.m. (BTN)

Michigan at Michigan State, 6 p.m. (ESPN)

### Sunday, Jan. 26

Illinois at Indiana, 2 p.m. (BTN)

Minnesota at Nebraska, 5 p.m. (BTN)

## National Rankings

### Coaches Poll

Jan. 20

1. Arizona.....	798
2. Syracuse.....	769
3. Michigan St.....	736
4. Wichita State.....	695
5. Villanova.....	657
6. Florida.....	639
7. San Diego St.....	594
8. Wisconsin.....	506
9. Louisville.....	493
10. IOWA.....	455
11. Kansas.....	454
12. Oklahoma St.....	444
13. UMass.....	444
14. Kentucky.....	371
15. Ohio State.....	326
16. Cincinnati.....	253
17. Iowa State.....	246
18. Duke.....	245
19. Pittsburgh.....	218
20. Saint Louis.....	176
21. Gonzaga.....	140
22. Memphis.....	134
23. Baylor.....	129
24. Creighton.....	99
25. Oklahoma.....	88
25. Michigan.....	88

### Associated Press Poll

Jan. 20

1. Arizona.....	1,621
2. Syracuse.....	1,559
3. Michigan St.....	1,497
4. Villanova.....	1,377
5. Wichita State.....	1,368
6. Florida.....	1,303
7. San Diego St.....	1,211
8. Kansas.....	1,117
9. Wisconsin.....	1,074
10. IOWA.....	1,041
11. Oklahoma St.....	971
12. Louisville.....	804
13. UMass.....	781
14. Kentucky.....	769
15. Cincinnati.....	736
16. Iowa State.....	644
17. Ohio State.....	549
18. Duke.....	447
19. Saint Louis.....	421
20. Pittsburgh.....	419
21. Michigan.....	362
22. Kansas State.....	221
23. Memphis.....	201
24. Baylor.....	170
25. Oklahoma.....	111

## 2013-14 Captains

Iowa captains are seniors Zach McCabe and Roy Devyn Marble.

### BASABE JOINS TEAMMATES IN 1,000-POINT CLUB

Melsahn Basabe (1,026) joined teammates Roy Devyn Marble (1,428) and Aaron White (1,129) in Iowa's 1,000-point club against Northwestern on Jan. 9. Marble netted his 1,000th point in the 2013 regular season finale against Nebraska, while White passed 1,000 points against Notre Dame (Dec. 3) earlier this year.

Basabe, White, and Marble become Iowa's fifth trio of players on the same team to reach the 1,000-point threshold, and first trio since 2005.

2014 -- Roy Devyn Marble, Melsahn Basabe, Aaron White

2005 -- Jeff Horner, Greg Brunner, Pierre Pierce

1996 -- Jess Settles, Chris Kingsbury, Kenyon Murray

1989 -- Ed Horton, BJ Armstrong, Roy Marble

1988 -- Jeff Moe, BJ Armstrong, Roy Marble

### RAISING THE BAR

Roy Devyn Marble and Aaron White have each increased their scoring output each season in an Iowa uniform. Marble averaged 5.7 points as a freshman, 11.5 his sophomore campaign, 15.0 points as a junior, and 16.3 points this season as a senior. White averaged 11.1 points as a rookie, 12.8 points as a sophomore, and 14 points this year as a junior.

### CENTER OF ATTENTION

Iowa is getting 11.6 points, 9.1 rebounds and 1.8 blocks per game from their center position of Adam Woodbury and Gabriel Olaseni.

### ALL-TIME SERIES

Michigan holds a 90-58 advantage in the series that began with a 19-15 Wolverine win in 1912. The Wolverines have won 10 of the last 12. Michigan won last year's lone meeting, 95-67, in Ann Arbor, Mich., on Jan. 6, 2013. The Wolverines hold a 50-22 advantage in games played in Ann Arbor, winning the last four. Iowa's last win in Ann Arbor came on Jan. 19, 2008 (68-60).

### LAST SEASON AGAINST MICHIGAN

Michigan closed the first half on a 15-3 run and never looked back en route to a 95-67 win over Iowa last season at Crisler Arena. The Wolverines outrebounded the Hawkeyes by 15 (41-26). While Iowa only had seven turnovers in the contest, Michigan capitalized on all of them, scoring 15 points off the Hawkeye miscues. Michigan natives Roy Devyn Marble (Southfield) netted 14 points, while Anthony Clemmons (Lansing) had 12 points and seven assists. Michigan's Glenn Robinson III had a double-double (20 points and 10 rebounds), while Nik Stauskas contributed 13 points.

### SCOUTING MICHIGAN

- Since a narrow 72-70 loss to top-ranked Arizona on Dec. 14, Michigan has won seven straight games, including five in conference and three on the road.

- Michigan ranks first in the country in fewest fouls (14.8); fourth in assist-to-turnover ratio (1.72); fifth in fewest turnovers (9.1); and 18th in field goal percentage (.488).

- Three Michigan players average double figures in scoring: Nik Stauskas (18.0); Glenn Robinson III (13.9); and Caris LeVert (12.0). Jon Horford leads the Wolverines in rebounding (5.2). Stauskas leads the conference in scoring (18.0), ranks second in assist-to-turnover ratio (2.5) and minutes played (34.8), and third in 3-point percentage (.440).

- The Wolverines rank first in the Big Ten in 3-pointers (8.5); assist-to-turnover ratio (1.7); and field goal percentage (.488); second in free throw percentage (.741), 3-point accuracy (.388) and turnover margin (+2.8); and third in scoring defense (63.5).

- Michigan won its last game, 77-70, at then-No. 3 Wisconsin. Michigan, who is 7-1 at home this season, shot 55 percent (39-of-53) from the field, including 61 percent (17-of-28) in the first stanza. Nik Stauskas led all scorers with 23 points, while Caris LeVert tallied 20 points to go along with four steals, four assists and seven rebounds.

- Michigan assistant coach LaVall Jordan previously served as an Iowa assistant coach for three seasons (2007-10).

## Iowa Athletic Communications

5300 Carver-Hawkeye Arena, Iowa City, IA 52242  
 Phone: 319-335-9411 • Fax: 319-335-9417  
[hawkeyesports.com](http://hawkeyesports.com) • [hawkeyebasketball.com](http://hawkeyebasketball.com)

### MBB CONTACT: MATTHEW WEITZEL

office: 319-335-6590 • cell: 319-430-8176  
 email: [matthew-weitzel@hawkeyesports.com](mailto:matthew-weitzel@hawkeyesports.com)  
 Twitter: @BigWeitz

## Practice Coverage

All Iowa men's basketball practices are closed to the media and public.

## Coach and Player Interviews

Media interested in setting up interviews with players and/or coaches need to coordinate their requests through Matthew Weitzel in the Iowa Athletic Communications Office.

## Social Media

In addition to obtaining the most up-to-date information on Iowa's official website: [hawkeyesports.com](http://hawkeyesports.com), fans and media can also get additional information, notes, photos, promotions, videos and more via Iowa basketball's social media sites. Follow Hawkeye hoops on Twitter (@IowaHoops) and on Facebook ([facebook.com/hawkeyebasketball](https://www.facebook.com/hawkeyebasketball)).

## News Conferences

Following is a list of dates for basketball news conferences with Fran McCaffery. The news conferences take place in the Media Room on the ground floor of Carver-Hawkeye Arena. Selected players will be available after McCaffery meets with the media.

Following are the news conference dates:

Jan.	27th			
Feb.	3rd	13th	21st	28th
March	7th	TBD		

## Big Ten Tele-Conferences

Media have an opportunity to ask questions to each Big Ten coach every Monday morning. For a detailed schedule and phone number, email Brett McWerthy at the Big Ten office:

[bmcwethy@bigten.org](mailto:bmcwethy@bigten.org)

Coach McCaffery speaks for 10 minutes starting at 9:10 a.m. (CT).

## Postgame Interviews

Postgame press conferences include both head coaches in the Media Room. Requested Iowa players will also be available in the Media Room while visiting players outside their locker room.

## Iowa Career Scoring

9.	1,561	Dean Oliver	1998-2001
10.	1,525	Andre Woolridge	1995-97
11.	1,522	Don Nelson	1960-62
12.	1,516	Greg Brunner	2003-06
13.	1,502	Jeff Horner	2003-06
14.	1,428	Roy Devyn Marble	2010-p
-----			
28.	1,129	Aaron White	2011-p
42.	1,026	Melsahn Basabe	2010-p

## UTHOFF, OLASENI LEADING HAWKEYES OFF BENCH

Junior Gabriel Olaseni and sophomore Jarrod Uthoff are averaging a combined 16.2 points, 10.7 rebounds and 2.7 blocks per game coming off the bench for the Hawkeyes. Uthoff ranks third on the team in scoring (9.9) and rebounding (5.7), while Olaseni ranks first on the squad in rejections (1.4) and fourth in rebounding (5.1). Olaseni averages an offensive rebound every 5.83 minutes played. The junior, who pulled down another six offensive boards in Iowa's win over Minnesota, leads the team with 48 offensive boards and ranks fourth in the Big Ten.

## MARBLES RISING AMONG FATHER-SON SCORING COMBOS

Iowa's Roy Marble (1986-89) and Roy Devyn Marble (2011-present) are rising among the leading father-son scoring duo in collegiate history. Currently, the Marble's (3,544) are second among father-son combos, playing at the same school, behind the Burt's of Iowa (4,568). Overall, the Marble's are eighth.

Father/Son Combo	Total Points
1. Dell Curry of Virginia Tech (2,389) & Stephen Curry of Davidson (2,635)	5,024
2. ^ Iowa's Steve Burt (2,534) & Steve Burt Jr. (2,034)	4,568
3. Dell Curry of Virginia Tech (2,389) & Seth Curry of Liberty/Duke (2,101)	4,490
4. Jimmy Walker of Providence (2,045) & Jalen Rose of Michigan (1,788)	3,883
5. Rick Barry of Miami (2,298) & Jon Barry of Pacific/Ga. Tech (1,355)	3,653
6. Rick Barry of Miami (2,298) & Brent Barry of Oregon State (1,304)	3,602
7. Rick Barry of Miami (2,298) & Drew Barry of Georgia Tech (1,253)	3,551
8. ^ Iowa's Roy Marble (2,116) & Roy Devyn Marble (1,428)	3,544

^ - Same school

## LEADING THE TEAM

Following is the number of times a player led Iowa in scoring, rebounding, assists and steals. If two or more players tied for the team lead, all were credited for that game:

Player	Scoring	Rebounding	Assists	Blocks	Steals
Jarrod Uthoff	3	4	1	6	---
Zach McCabe	---	2	2	---	1
Gabriel Olaseni	1	3	---	8	---
Roy Devyn Marble	6	1	8	2	10
Aaron White	7	5	2	4	2
Melsahn Basabe	1	6	---	6	1
Anthony Clemmons	---	---	4	2	1
Mike Gesell	---	---	9	---	5
Peter Jok	---	---	2	---	---
Adam Woodbury	---	1	1	---	2

## HAWKEYES RANK HIGH IN STATISTICS

Iowa leads the Big Ten in scoring (86.8), scoring margin (+20.2), and field goal percentage defense (.372). The Hawkeyes also rank second in the conference in rebounding margin (+9.7), blocks (5.3), 3-point field goal percentage defense (.282), and assists (17.1).

Iowa ranks second in the country in scoring margin (+20.2); fifth in scoring (86.8); seventh in rebounding margin (+9.7); eighth in field goal percentage defense (.372); 10th in assists (17.1); 13th in 3-point field goal percentage defense (.282); and 21st in assist-to-turnover ratio (1.45).

Individually, Mike Gesell ranks 11th in the country in assist-to-turnover ratio (3.24); Aaron White ranks ninth in field goal percentage (.653); and Roy Devyn Marble ranks 36th in steals (2.2).

## Hawkeye Twitter Handles

Melsahn Basabe	@_mellyjose	Josh Oglesby	@joshoglesby22
Anthony Clemmons	@sapp_5	Gabriel Olaseni	@agolaseni
Kyle Denning	@kdenning13	Darius Stokes	@dstokes35
Mike Gesell	@mikegesell10	Okey Ukah	@ok_ukah
Peter Jok	@jok_city	Jarrod Uthoff	@mr_uthoff
Roy Devyn Marble	@dmarble4	Aaron White	@aaron_white30
Zach McCabe	@zmccabe15	Adam Woodbury	@adamwoodbury34
Kyle Meyer	@kylemeyer42		

### **IOWA FASTBREAKS**

- The last time Iowa was ranked 10th or higher this late into season was Feb. 1, 1993 (ninth).
- Iowa is the only Big Ten team to be undefeated at home (11-0).
- Iowa has attempted 163 free throws in five Big Ten games, the most in the league. Minnesota ranks second with 144 in six games.
- Entering this week's action, only one team in the RPI above Iowa (26) has played more top 25 teams -- Kansas (8). Iowa, Florida State and Virginia have each played four.
- Iowa and Michigan State are the only Big Ten team this season to have four different players post a double-double.
- Iowa has had four or more players score in double figures in 12-of-18 games this season, including five players reach double figures in its last two contests (Ohio State and Minnesota).
- The Hawkeyes have out-rebounded 15 of their 18 opponents.
- Iowa is 30-4 when scoring 80 points or more, the last four seasons. The Hawkeyes are 38-1 when holding opponents to fewer than 61 points, the last four seasons.
- Iowa's average starting lineup height is 6-foot-6. The Hawkeye lineup consists of two sophomores, one junior, and two seniors.
- Iowa has scored 82-plus points in all but three games this season (77 against Xavier; 71 at Wisconsin; 67 versus Nebraska).
- Iowa has been credited with 20 or more assists six times this season. The Hawkeyes rank 10th nationally in assists (17.1).
- Jarrod Uthoff is averaging 9.9 points, 5.7 rebounds, and 1.3 blocks off the bench. The sophomore has reached double digits in 10 games. The native of Cedar Rapids, Iowa, ranks fifth in the Big Ten in field goal percentage (.562) and is 19th in rebounding (5.7).
- Iowa has made (400) more free throws than its opponents have attempted (373).

### **ATTACKING THE RIM**

Last season, Iowa ranked 20th in the country in free throw attempts per game (23.6). The Hawkeyes have improved on that number so far this season, averaging 30.7 foul shots per game, ranking fifth nationally. Iowa ranks third in the country in free throw makes (22.2).

### **BENCH MOB**

Iowa's reserves played a large role in Iowa's 15 victories. Overall, Iowa's bench is averaging 36.3 points, 21.6 rebounds and 3.2 blocks. In victories, Hawkeye reserves average 39.1 points and 22.7 rebounds, while in losses Iowa's bench averages 22.3 points and 15.7 rebounds.

Individually, Roy Devyn Marble averages 14.9 points in Iowa's 15 victories, and 23.3 points in its three defeats.

### **SHARPSHOOTER**

Junior Josh Oglesby, who missed the first 12 games of the season due to an injured foot, made his first four 3-point attempts of the game against Arkansas-Pine Bluff (Dec. 22) and Minnesota (Jan. 19). The junior finished with 13 and 17 points, respectively.

### **BLOCK PARTY**

Junior Gabriel Olaseni has blocked at least three shots five times this season. His 26 blocks rank ninth in the Big Ten (1.4 average). The center rejected five shots in the season opener against UNC Wilmington. Sophomore Jarrod Uthoff has blocked 23 shots (1.3 average), a total that ranks 11th in the league.

As a team, Iowa ranks second in the Big Ten and 39th nationally in rejections per game (5.3).

### **COACHING EXPERIENCE**

Fran McCaffery has one of the most experienced coaching staffs in the country. The Iowa men's basketball staff has 65 years of combined collegiate head coaching experience and more than 130 years of collegiate coaching under their belts. Listed below are the number of years of head coaching experience on the Iowa staff.

Coach	Years
Fran McCaffery	17 years
Kirk Speraw's	20 years
Sherman Dillard	10 years
Andrew Francis	2 years
Billy Taylor	11 years
Al Seibert	5 years

### **BASABE MOVIN' ON UP**

Senior Melsahn Basabe, who has posted double-doubles in two of the last three games (Northwestern and Ohio State), is averaging 7.7 points and a team-best 6.8 rebounds. Basabe pulls down 8.6 rebounds per game in Big Ten play, an average that ranks second in the Big Ten. Basabe's 693 career rebounds are the most among active Big Ten players.

Since the start of the year, Basabe moved past Ryan Bowen for fourth place on Iowa's career blocks list and currently has 138 rejections.

Basabe led the team in blocked shots in each of his first three seasons with the Hawkeyes. The senior will be looking to become the third Hawkeye since 1980 to lead the squad in rejections four straight seasons. Greg Stokes led the team in blocks 1982-86, while Acie Earl led the team from 1990-93.

### **WHITE HOT**

Junior Aaron White ranks second on the team in rebounding (6.6) and ranks second in scoring (14.0). White is one of only two Big Ten players to average 14 points and 6.4 rebounds or better (Northwestern's Drew Crawford).

White, who led the Hawkeyes in rebounding in each of his first two seasons, is looking to become the fifth player since 1960 to lead the Hawkeyes in rebounding three consecutive seasons. White would join Don Nelson (1960-62); Kevin Kunnert (1971-73); Bruce King (1975-77); and Greg Brunner (2004-06).

White became the 41st Hawkeye to surpass 1,000 career points with his 19th point scored with one second remaining at the free throw line versus Notre Dame (Dec. 3). He currently ranks 28th in Iowa scoring after surpassing Kenny Arnold, Michael Payne and Chris Kingsbury in Iowa's last game.

White became the first Hawkeye since Luke Recker (Nov. 14, 2001) to post 18+ points, 10+ rebounds and 5+ assists in a game when he had 18 points, 10 rebounds and five assists against the Wildcats on Jan. 9 in Iowa City.

The native of Strongsville, Ohio, became the first Hawkeye in 10 years to amass 25 points and 17 rebounds in a game at Iowa State on Dec. 13. The last Hawkeye to accomplish the feat was Jared Reiner on March 1, 2003, at Indiana. The 17 rebounds are the most in a single-game since Greg Brunner cleared 23 against Minnesota on Jan. 18, 2006.

White ranks first in the league and ninth nationally in field goal percentage (.659).



## Iowa in Big Ten Statistics

Category	All Games		NCAA	
	Stat	Rank	Stat	Rank
Scoring Offense	86.8	1st	86.8	5th
Scoring Margin	+20.2	1st	+20.2	2nd
FG% Defense	.372	1st	.372	8th
Blocked Shots	5.3	2nd	5.3	39th
Assists	17.1	2nd	17.1	10th
3-PT FG Defense	.282	2nd	.282	13th
Rebounding Margin	+9.7	2nd	+9.7	7th
Field Goal %	.476	3rd	.476	50th
Turnover Margin	+2.4	3rd	---	---
Assist/TO Ratio	1.4	4th	1.4	21st
3-Pt. Field Goal %	.382	4th	---	---
Steals	7.2	5th	---	---
Free Throw %	.725	6th	---	---
Scoring Defense	66.6	7th	---	---
3-Pt. FG Per Game	6.1	9th	---	---

Category	Player	All Games		NCAA	
		Stat	Rank	Stat	Rank
FG%	Aaron White	.659	1st	.659	9th
	Jarrold Uthoff	.562	5th	---	---
Blk. Shots	Gabriel Olaseni	1.4	9th	---	---
	Jarrold Uthoff	1.3	11th	---	---
Rebounding	Melsahn Basabe	6.8	8th	---	---
	Aaron White	6.4	11th	---	---
	Jarrold Uthoff	5.7	19th	---	---
Scoring	Roy Devyn Marble	16.3	8th	---	---
	Aaron White	14.0	13th	---	---
Assists	Mike Gesell	3.8	9th	---	---
	Roy Devyn Marble	3.3	13th	---	---
Steals	Roy Devyn Marble	2.2	2nd	2.2	36th
	Mike Gesell	1.3	9th	---	---
Ast/TO Ratio	Mike Gesell	3.2	1st	3.2	11th
	Roy Devyn Marble	2.2	5th	---	---
FT%	Aaron White	.857	3rd	---	---
	Jarrold Uthoff	.845	5th	---	---

### HOME COOKIN'

Iowa and its fans have once again made Carver-Hawkeye Arena a hostile and challenging place for opponents to visit. Iowa has won 20 consecutive home games, dating back to last season. The Hawkeyes' last home setback came against nationally-ranked Michigan State on Jan. 10, 2013. For the second consecutive season, Iowa won all its nonconference home games after beating Arkansas-Pine Bluff on Dec. 22, to finish its nonleague home slate a perfect 8-0. Iowa's next home game is vs. Michigan State (Jan. 28).

The Hawkeyes have won their first 11 home games this season after winning their final nine home contests a year ago. Overall, Iowa won a school-record 18 home victories (18-2) in 2012-13, the most since posting 17 home victories in 2006. Iowa's two losses came by less than four points to nationally-ranked teams (Michigan State and Indiana).

The Hawkeyes are one win from equaling the Carver-Hawkeye Arena record for consecutive wins of 21, which spanned three seasons. The current record was established with the last win during the 2004-05 campaign, winning all 17 games in 2005-06, and earning victories in their first three games of the 2006-07 season.

Iowa has won 29-straight home games against unranked opponents, dating back to the Dayton game on March 13, 2012 -- the third-longest active streak in the Big Ten. Iowa has also won 23 straight at home against nonconference foes, dating back to 2011.

### IOWA VS. RANKED TEAMS

Wednesday will be the Hawkeyes' fourth game against a ranked opponent this season. Iowa is 1-2 this season against ranked opponents. The Hawkeyes won at No. 3/3 Ohio State, 84-74, on Jan. 12 in Columbus, Ohio. Iowa fell, 85-82, at No. 16/17 Iowa State on Dec. 13 and at No. 4/4 Wisconsin, 75-71, on Jan. 5. These are Iowa's most recent wins vs. nationally-ranked opponents:

<b>At Home:</b>	67-66 over 15th-ranked Wisconsin, 2/23/12
	78-66 over 18th-ranked Indiana, 2/19/12
	75-59 over 13th-ranked Michigan, 1/14/12
<b>On the Road:</b>	67-65 over sixth-ranked Purdue, 3/5/11
	43-36 over sixth-ranked Michigan State, 1/12/08
	84-74 over 3rd-ranked Ohio State, 1/12/14
<b>Neutral Court:</b>	72-65 over 11th-ranked Wisconsin, 12/31/11
	70-67 over 21st-ranked Indiana, 2/11/06
	67-60 over seventh-ranked Ohio State, 3/12/06

*In semifinals of Big Ten Tournament*

### MARBLE EARNS WEEKLY PRAISE

Senior Roy Devyn Marble poured in 61 points to tie the Battle 4 Atlantis tournament record, earning Big Ten Player of the Week accolades by *College Sports Madness*. Marble averaged 20.3 points, 4.7 rebounds and 4.2 assists in the three games.

Marble earned his first Player of the Week honors by the Big Ten and was also recognized as *Athlon Sports'* National Player of the Week on Jan. 13, after leading the Hawkeyes to a pair of victories at No. 3 Ohio State (84-74) and vs. Northwestern (93-67). Marble averaged 18.5 points, shooting 60 percent from the field (12-of-20) and 3-point range (3-of-5). He averaged 4.5 assists, 3.5 steals and three rebounds in the two victories.

Marble, who has led the Hawkeyes in scoring three of the last five games, enters Wednesday's game at Michigan 14th in Iowa career scoring with 1,428 points.

The native of Southfield, Mich., averages 19 points, 2.6 assists, four rebounds and 2.2 steals in conference play. Marble ranks 36th in the country in steals (2.2).

### IOWA HISTORY

Iowa has played 2,626 games since beginning basketball in 1902. Iowa's overall record is 1,545-1,081 (.588). That includes a 985-345 (.741) record in home games, a 554-733 (.430) record in contests away from Iowa City, a 724-738 (.495) mark in Big Ten games and a 391-119 (.767) record in Carver-Hawkeye Arena.

### IOWA TIP-INS

- Iowa finished its nonconference schedule 11-2 for the second straight season.
- Iowa had three players (Basabe, Uthoff and Olaseni) post double-doubles in its victory over Fairleigh Dickinson. It marked the first time in 20 years three Hawkeyes recorded double-doubles, in the same game, in points and rebounds.
- Zach McCabe and Roy Devyn Marble were named to the Battle 4 Atlantis all-tournament team.
- Iowa scored 80-plus points in each of its first five games for the fourth time in school history (also 1986-87, 1994-95 & 1997-98).
- Iowa played overtime games two days apart (Xavier and Villanova) for the third time in program history. The Hawkeyes played five extra minutes against Maryland (Dec. 25, 1984) and Cornell (Dec. 27, 1984), and Michigan (Jan. 9, 1992) and Illinois (Jan. 11, 1992).

- Iowa's overtime win over Xavier marked its first overtime victory since March 7, 2009 (versus Penn State -- double overtime).
- Iowa's win over UTEP was the team's seventh consecutive to start the season. The last time an Iowa team won seven straight to start a year was 2000-01; that team won its first nine.
- Iowa's 249 points and 19.0 assists average, in three games, are a Battle 4 Atlantis tournament records.
- Iowa's win at Ohio State on Jan. 12, marked only the third time in the last four seasons that Ohio State allowed 80-plus points and the first time since 2008 that a team registered 84-plus points against the Buckeyes.
- In Iowa's win at Ohio State on Jan. 12, it marked the first time since 1989 that Iowa had five double figure scorers in Columbus.
- The Hawkeyes erupted for 100-plus points for consecutive contests (Maryland-Eastern Shore and Abilene Christian) for the first time since the beginning of the 1997-98 campaign where Iowa topped the century mark three straight games (105 vs. Chicago State; 112 vs. North Texas; 101 vs. Long Island).
- Aaron White is the first Hawkeye since Jared Reiner (2002-03) to score at least 20 points and grab 15 or more rebounds in a game. White had 20 points and 15 rebounds in Iowa's win over Nebraska-Omaha.
- In Iowa's season opener, Jarrod Uthoff (14 points, seven rebounds, four blocks) became only the second Big Ten player since the 1996-97 season to register 14-plus points, seven-plus rebounds and four-plus blocks in his first career game (Ohio State's Greg Oden, 2006-07).
- The Hawkeyes blocked 12 shots versus UNC Wilmington, one shy of the school record of 13 set last year vs. Illinois. Junior Gabriel Olaseni rejected five shots, all in the first half.
- Iowa's five turnovers against Abilene Christian are its fewest in a game since five against Boise State on Dec. 22, 2011.
- Fran McCaffery has guided Iowa to win improvements in each of his first three seasons, going from 11 wins, to 18, to 25 last year. McCaffery's highest win total as a head coach is when he coached Siena to back-to-back 27-win seasons in 2009 and 2010.
- Darius Stokes earned a scholarship after being a walk-on the last three years. The Cedar Rapids, Iowa, native is a redshirt junior.
- Okey Ukah has been added to the roster as a walk-on. The Iowa City native is a junior.

## IOWA'S STATISTICAL COMPARISONS

	All Games	Big Ten	Home Games	Away Games	Iowa Wins	Iowa Losses
Record	15-3	4-1	11-0	4-3	15-0	0-3
Points	86.8	81.8	90.3	81.3	88.4	78.7
Opp. Pts	66.6	69.2	62.1	73.6	63.3	82.7
FG%	.476	.473	.502	.438	.487	.426
FG Def.	.372	.389	.351	.410	.362	.429
3-PT%	.382	.403	.417	.336	.384	.373
3-pt. Def.	.282	.317	.237	.347	.258	.390
FT%	.725	.699	.727	.721	.732	.672
REB	44.6	41.0	45.2	43.6	45.0	42.3
AST	17.1	13.6	17.8	15.9	17.3	15.7
TO	11.8	12.0	12.9	10.0	11.6	12.7
STL	7.2	6.8	8.2	5.6	7.2	7.0
BLK	5.3	4.8	5.6	4.9	5.6	4.0

## HAWKEYES FINISH RUNNERS-UP AT BATTLE 4 ATLANTIS

Iowa won its first two games over Xavier (77-74 in overtime) and UTEP (89-53) before being edged by Villanova in the championship game (88-83 in overtime) at the Battle 4 Atlantis holiday tournament held at Paradise Island in the Bahamas.

The Hawkeyes rallied from a 15-point deficit in their first contest against Xavier to win, but surrendered a 15-point first-half advantage to Villanova in the championship. Both contests went to overtime. Iowa cruised to a 36-point victory over UTEP in the semifinals.

Seniors Roy Devyn Marble and Zach McCabe were honored on the all-tournament team. Marble led all scorers averaging 20.3 points, while also averaging 4.7 rebounds and 4.3 assists in the three games. His 61 points in the three contests tie the tournament record with Minnesota's Andre Hollins (2012), while his 24 points against Villanova are the most by a player in a Battle 4 Atlantis championship game. McCabe averaged 13 points, shooting 50 percent from the field (14-of-28) and 3-point territory (8-of-16).

## Last 3 Games Statistics

#	Player	gp-gs	min	Total			3-Point		F-Throw		Rebounds										pts	avg
				avg	fg-fga	fg%	3fg-fga	3fg%	ft-fga	ft%	off	def	tot	avg	pf	dq	a	to	blk	stl		
30	White, Aaron	3-3	85	28.3	16-24	.667	1-1	1.000	22-23	.957	5	15	20	6.7	3	0	9	5	2	2	55	18.3
04	Marble, Roy Devyn	3-3	88	29.3	17-34	.500	6-12	.500	13-20	.650	2	7	9	3.0	9	0	10	5	2	8	53	17.7
01	Basabe, Melsahn	3-3	61	20.3	11-12	.917	0-0	.000	11-16	.688	7	20	27	9.0	9	0	1	5	1	0	33	11.0
10	Gesell, Mike	3-3	78	26.0	10-21	.476	3-9	.333	8-11	.727	2	7	9	3.0	5	0	14	5	1	4	31	10.3
02	Oglesby, Josh	3-0	58	19.3	11-21	.524	8-14	.571	0-0	.000	3	4	7	2.3	4	0	2	1	0	0	30	10.0
20	Uthoff, Jarrod	3-0	63	21.0	7-15	.467	2-4	.500	5-5	1.000	3	5	8	2.7	3	0	3	3	4	1	21	7.0
00	Olaseni, Gabriel	3-0	39	13.0	5-8	.625	0-0	.000	6-10	.600	7	4	11	3.7	12	1	1	1	0	0	16	5.3
15	McCabe, Zach	3-0	52	17.3	5-21	.238	2-11	.182	3-4	.750	1	11	12	4.0	5	0	6	2	0	3	15	5.0
34	Woodbury, Adam	3-3	43	14.3	4-11	.364	0-0	.000	4-4	1.000	3	6	9	3.0	7	0	0	5	0	1	12	4.0
03	Jok, Peter	2-0	12	6.0	1-3	.333	0-0	.000	2-2	1.000	0	2	2	1.0	0	0	0	0	0	0	4	2.0
05	Clemmons, Anthony	3-0	19	6.3	0-1	.000	0-0	.000	1-4	.250	0	2	2	0.7	2	0	2	2	0	2	1	0.3
42	Meyer, Kyle	1-0	1	1.0	0-0	.000	0-0	.000	0-0	.000	0	0	0	0.0	0	0	0	0	1	0	0	0.0
35	Stokes, Darius	1-0	1	1.0	0-0	.000	0-0	.000	0-0	.000	0	0	0	0.0	0	0	0	0	0	0	0	0.0
Team											3	2	5				1					
Total.....		3	600		87-171	.509	22-51	.431	75-99	.758	36	85	121	40.3	59	1	48	35	11	21	271	90.3
Opponents.....		3	600		74-173	.428	17-61	.279	49-73	.671	30	62	92	30.7	79	5	30	43	8	21	214	71.3



### **WORLD TRAVELERS**

Iowa traveled to France and the United Kingdom in August to compete in six exhibition games. The Hawkeyes posted a 5-1 record against professional teams, boasting a +22.0 scoring margin.

Aaron White led the team, averaging 13.6 points, followed by Peter Jok (13.3), Melsahn Basabe (12.6) and Roy Devyn Marble (11.2).

Prior to traveling with his teammates to Europe in August, White also competed for Team USA at the World University Games in Russia in July. The Hawkeye junior played in five countries in five months: Russia (July), England (August), France (August), United States (November), and Bahamas (November).

### **ATTENDANCE ON THE RISE**

Iowa's attendance has increased each season since Fran McCaffery's arrival in Iowa City. The Hawkeyes averaged 11,635 in 16 games in 2011; 11,908 fans in 19 contests in 2012; and 13,625 in 20 games last season. Iowa's attendance boost from 2012 to 2013 ranked as the eighth-largest in the country. Iowa averages 14,744 fans this season.

Iowa's remaining six home games have reached sellout status. Iowa has sold out five previous contests this season (Penn, Notre Dame, Arkansas-Pine Bluff, Nebraska and Minnesota). The additional six sell outs will give the Hawkeyes 11 sellouts, their most since the 2001-02 season (16).

### **HAWKEYEBASKETBALL.COM**

Check out the Iowa basketball team's website, [HawkeyeBasketball.com](http://HawkeyeBasketball.com), devoted to everything on-and-off-the-court surrounding the program.

[HawkeyeBasketball.com](http://HawkeyeBasketball.com), allows fans a chance to go behind the scenes with the Hawkeye basketball program on and off the court. The site is complete with exclusive videos, photo galleries and content featuring the basketball program.

[HawkeyeBasketball.com](http://HawkeyeBasketball.com) will be updated throughout the year with exclusive videos, including and game highlights, along with news stories and other content.

### **MCCAFFERY IN COACHES CHARITY CHALLENGE**

Infiniti, ESPN, NABC and the NCAA have teamed up again to produce a one-of-a-kind charity competition -- the Infiniti Coaches' Charity Challenge.

For 10 weeks, 48 coaches compete in a round robin bracket tournament for the chance to win \$100,000 for charity. Iowa's Fran McCaffery is one of 48 collegiate coaches taking part in this challenge.

Fan participation will determine the ultimate winner over an eight-week period by registering and voting on a custom micro-site on [ESPN.com/Infiniti](http://ESPN.com/Infiniti). The tournament is divided into four rounds. The coaches with the most votes will advance to the next round and earn more money for their charity.

Go to [ESPN.com/Infiniti](http://ESPN.com/Infiniti) each day and vote for Fran McCaffery and his charity, Coaches vs. Cancer.

### **"HAWK TALK WITH FRAN MCCAFFERY"**

University of Iowa basketball fans may join Iowa Coach Fran McCaffery and radio announcer Gary Dolphin for the "Hawk Talk with Fran McCaffery" radio call-in show. The next show will take place Wednesday (Jan. 29) at Carlos O'Kelly's Mexican Cafe in Iowa City from 7-8:30 p.m. Fans can call in and ask the coach a question by calling 1-877-464-2957.

### **ON THE HORIZON**

Iowa remains on the road this weekend when the Hawkeyes travel to Evanston, Ill., to challenge Northwestern. Tipoff is slated for 11:06 a.m. (CT) at Welsh-Ryan Arena. The game will be televised on BTN.



# IOWA HAWKEYE BASKETBALL

## Updated Iowa Player Bio

### Melsahn Basabe



# 1

**Sr., 6-7, 220, Forward**  
**Glen Cove, N.Y.**  
**St. Mark's**

- Became the 42nd player in Iowa history to record 1,000 career points when he surpassed the 1,000-point threshold vs. Northwestern (Jan. 9)
- His 693 rebounds are the most among active Big Ten players -- he is seven shy of reaching 700
- His 138 career blocks ranks fourth all-time at Iowa
- Three double-doubles this season, including two of the last three games (Northwestern and Ohio State), and 15 in his career
- Ranks eighth in Big Ten rebounding (6.8) in all games and is second conference games only rebounding (8.6)
- Averaged 7.4 rebounds the last 10 games
- Posted double figures six times this season, including two of the last three outings
- One of only four Hawkeyes to lead the team in blocks three-straight seasons
- Scored a season-high 12 points vs. Maryland Eastern Shore
- Netted 10 points in win over UTEP
- Collected a career-high three steals vs. Villanova
- Scored a team-high 15 points, while also snagging eight rebounds in win over Drake
- Posted first double-double of the season and 13th of his career in win over FDU (12 points and 11 rebounds)
- Grabbed a game-high nine boards at #4 Wisconsin
- Recorded his second double-double of the year in home win over Northwestern, scoring a season-high 16 points to along with 10 rebounds

### 2013-14 Game-by-Game

Opponent	Date	gs	min	Total		3-Pointers		Free throws		Rebounds				pf	a	t/o	blk	stl	pts	avg	
				fg-fga	pct	3fg-fga	pct	ft-fta	pct	off	def	tot	avg								
UNC WILMINGTON	11/08/13	*	13	4-6	.667	0-0	.000	0-0	.000	1	5	6	6.0	1	0	0	1	0	8	8.0	
NEBRASKA-OMAHA	11/10/13	*	19	2-5	.400	0-0	.000	3-4	.750	2	7	9	7.5	3	1	0	2	1	7	7.5	
MD. EASTERN SHORE	11/14/13	*	20	2-3	.667	0-0	.000	8-12	.667	2	5	7	7.3	0	0	0	0	0	12	9.0	
ABILENE CHRISTIAN	11/17/13	*	13	2-4	.500	0-0	.000	0-0	.000	1	3	4	6.5	0	0	1	0	0	4	7.8	
PENN	11/22/13	*	19	1-5	.200	0-0	.000	3-4	.750	3	3	6	6.4	1	0	0	0	1	5	7.2	
vs Xavier	11/28/13	*	18	2-5	.400	0-0	.000	0-2	.000	2	2	4	6.0	0	0	1	1	0	4	6.7	
vs UTEP	11/29/13	*	19	5-8	.625	0-0	.000	0-0	.000	0	7	7	6.1	0	0	0	1	0	10	7.1	
vs Villanova	11/30/13	*	25	1-6	.167	0-0	.000	0-0	.000	1	5	6	6.1	3	1	1	0	3	2	6.5	
NOTRE DAME	12/03/13	*	12	3-4	.750	0-0	.000	0-0	.000	0	1	1	5.6	1	0	1	1	0	6	6.4	
vs Drake	12/07/13	*	22	7-10	.700	0-0	.000	1-2	.500	2	6	8	5.8	2	0	1	1	0	15	7.3	
FAIRLEIGH DICKINSON	12/09/13	*	16	5-7	.714	0-0	.000	2-4	.500	4	7	11	6.3	3	0	3	2	0	12	7.7	
at Iowa State	12/13/13	*	17	2-4	.500	0-0	.000	0-0	.000	2	4	6	6.3	3	0	2	0	0	4	7.4	
ARKANSAS PINE BLUFF	12/22/13	*	20	3-5	.600	0-0	.000	3-5	.600	2	3	5	6.2	1	0	4	1	1	9	7.5	
NEBRASKA	12/31/13	*	23	2-5	.400	0-0	.000	1-2	.500	1	6	7	6.2	1	0	1	3	1	5	7.4	
at Wisconsin	01/05/14	*	18	0-2	.000	0-0	.000	2-2	1.000	2	7	9	6.4	3	0	2	2	0	2	7.0	
NORTHWESTERN	01/09/14	*	24	5-5	1.000	0-0	.000	6-10	.600	3	7	10	6.6	1	0	2	1	0	16	7.6	
at Ohio State	01/12/14	*	18	4-5	.800	0-0	.000	3-4	.750	2	8	10	6.8	4	1	1	0	0	11	7.8	
MINNESOTA	01/19/14	*	19	2-2	1.000	0-0	.000	2-2	1.000	2	5	7	6.8	4	0	2	0	0	6	7.7	
Totals			18	335	52-91	.571	0-0	.000	34-53	.642	32	91	123	6.8	31	3	22	16	7	138	7.7

Games played: 18  
 Minutes/game: 18.6  
 Points/game: 7.7  
 FG Pct: 57.1  
 FT Pct: 64.2

Rebounds/game: 6.8  
 Assists/game: 0.2  
 Turnovers/game: 1.2  
 Assist/turnover ratio: 0.1  
 Steals/game: 0.4  
 Blocks/game: 0.9

- Posted his second straight double-double (11 points and 10 rebounds) in road win at #3 Ohio State
- Grabbed a team-high seven rebounds in home win over Minnesota

#### Personal Bests

**Points:** 25 at Michigan, 1/30/11  
**Rebounds:** 14 vs. Iowa State, 12/10/10  
**FGM:** 9 at Michigan, 1/30/11  
**FGA:** 14 vs. Iowa State, 12/10/10  
**FTM:** 8, 3x, last vs. Penn State, 1/31/13  
**FTA:** 11 vs. Ohio State, 1/4/11  
**Assists:** 2, 4x, last vs. A&M-CC, 12/1/12  
**Steals:** 3 vs. Villanova, 11/30/13  
**Blocks:** 7 vs. Iowa State, 12/10/10  
**Minutes:** 37 vs. Wisconsin, 2/9/11

#### CAREER STATISTICS

YEAR	G/GS	FG-A	PCT	3-PT	PCT	FT-A	PCT	RB	AVG	PF-FO	AS	TO	BK	ST	PTS	AVG
Fresh.	31/31	131-229	.572	0-0	.000	80-112	.714	210	6.8	83-2	9	65	41	12	342	11.0
Soph.	35/21	109-208	.524	0-0	.000	69-105	.657	168	4.8	71-1	11	45	36	18	287	8.2
Junior	38/18	99-206	.481	0-1	.000	61-93	.656	192	5.1	62-0	18	37	45	16	259	6.9
Senior	18/18	52-91	.571	0-0	.000	34-53	.642	123	6.8	31-0	3	22	16	7	138	7.7
<b>TOTALS</b>	<b>122/88</b>	<b>391-734</b>	<b>.533</b>	<b>0-1</b>	<b>.000</b>	<b>244-363</b>	<b>.672</b>	<b>693</b>	<b>5.7</b>	<b>247-4</b>	<b>41</b>	<b>169</b>	<b>138</b>	<b>53</b>	<b>1,026</b>	<b>8.4</b>



# IOWA HAWKEYE BASKETBALL

## Updated Iowa Player Bio

### Anthony Clemmons



5

**So., 6-1, 195, Guard**  
**Lansing, Mich.**  
**Sexton HS**

- Scored in all but four games this season
- Averaged 4.7 assists at Battle 4 Atlantis
- Shooting 54 percent (19-35) from the field
- Blocked a career-high two shots, while also scoring a season-high 11 points in win over Nebraska-Omaha
- Scored six points or more in 6-of-8 games, including a season-high 11 against Nebraska-Omaha
- Tied for the team lead in assists (3) in victory over Penn
- His four rebounds and 29 minutes in overtime win over Xavier tied career highs
- Equaled a career high with two 3-pointers in win over Arkansas-Pine Bluff

#### Personal Bests

**Points:** 14 vs. Iowa State, 12/7/12  
**Rebounds:** 4, 4x, last vs. Xavier, 11/29/13  
**FGM:** 5 vs. Iowa State, 12/7/12  
**FGA:** 8 vs. Iowa State, 12/7/12  
**3-pt FG:** 2, 4x, last vs. Ark.-Pine Bluff, 12/22/13  
**3-pt FGA:** 4, 3x, last at Ohio State, 1/22/13  
**FTM:** 5 vs. Penn State, 1/31/13  
**FTA:** 6 vs. 2x, last at Penn, 11/22/13  
**Assists:** 9 vs. Coppin State, 12/22/12  
**Steals:** 3, 3x, last vs. Michigan State, 3/15/13  
**Blocks:** 2, vs. Nebraska-Omaha, 11/10/13  
**Minutes:** 29, 2x, last vs. Xavier, 11/2/13

### 2013-14 Game-by-Game

Opponent	Date	gs	min	Total		3-Pointers		Free throws		Rebounds				pf	a	t/o	blk	stl	pts	avg
				fg-fga	pct	3fg-fga	pct	ft-fa	pct	off	def	tot	avg							
UNC WILMINGTON	11/08/13	20	2-3	.667	0-0	.000	2-4	.500	0	3	3	3.0	0	5	1	1	1	6	6.0	
NEBRASKA-OMAHA	11/10/13	25	4-5	.800	1-2	.500	2-3	.667	1	1	2	2.5	0	1	3	2	1	11	8.5	
MD. EASTERN SHORE	11/14/13	13	1-1	1.000	0-0	.000	0-0	.000	0	3	3	2.7	2	4	0	0	1	2	6.3	
ABILENE CHRISTIAN	11/17/13	17	2-3	.667	0-0	.000	3-3	1.000	0	3	3	2.8	0	3	0	0	1	7	6.5	
PENN	11/22/13	17	1-3	.333	1-2	.500	4-6	.667	0	0	0	2.2	1	3	2	0	1	7	6.6	
vs Xavier	11/28/13	29	0-1	.000	0-0	.000	3-5	.600	0	3	3	2.3	2	7	2	0	1	3	6.0	
vs UTEP	11/29/13	15	2-2	1.000	1-1	1.000	1-2	.500	0	4	4	2.6	1	4	0	0	1	6	6.0	
vs Villanova	11/30/13	25	2-3	.667	1-2	.500	1-1	1.000	0	2	2	2.5	4	3	2	0	0	6	6.0	
NOTRE DAME	12/03/13	19	0-3	.000	0-1	.000	0-0	.000	1	1	2	2.4	1	2	1	0	0	0	5.3	
vs Drake	12/07/13	14	0-1	.000	0-1	.000	2-2	1.000	0	0	0	2.2	0	2	1	0	0	2	5.0	
FAIRLEIGH DICKINSON	12/09/13	10	2-3	.667	0-0	.000	0-0	.000	1	1	2	2.2	3	1	0	0	0	4	4.9	
at Iowa State	12/13/13	14	1-2	.500	0-1	.000	0-0	.000	0	0	0	2.0	1	3	1	0	0	2	4.7	
ARKANSAS PINE BLUFF	12/22/13	19	2-3	.667	2-3	.667	0-0	.000	0	1	1	1.9	1	2	2	1	0	6	4.8	
NEBRASKA	12/31/13	15	0-0	.000	0-0	.000	2-4	.500	0	1	1	1.9	4	1	2	0	0	2	4.6	
at Wisconsin	01/05/14	9	0-1	.000	0-0	.000	0-0	.000	0	0	0	1.7	3	1	1	0	0	0	4.3	
NORTHWESTERN	01/09/14	9	0-1	.000	0-0	.000	1-2	.500	0	0	0	1.6	1	1	2	0	1	1	4.1	
at Ohio State	01/12/14	5	0-0	.000	0-0	.000	0-0	.000	0	2	2	1.6	0	1	0	0	1	0	3.8	
MINNESOTA	01/19/14	5	0-0	.000	0-0	.000	0-2	.000	0	0	0	1.6	1	0	0	0	0	0	3.6	
Totals		0	280	19-35	.543	6-13	.462	21-34	.618	3	25	28	1.6	25	44	20	4	9	65	3.6

Games played: 18  
 Minutes/game: 15.6  
 Points/game: 3.6  
 FG Pct: 54.3  
 3FG Pct: 46.2  
 FT Pct: 61.8

Rebounds/game: 1.6  
 Assists/game: 2.4  
 Turnovers/game: 1.1  
 Assist/turnover ratio: 2.2  
 Steals/game: 0.5  
 Blocks/game: 0.2

#### CAREER STATISTICS

YEAR	G/GS	FG-A	PCT	3-PT	PCT	FT-A	PCT	RB	AVG	PF-FO	AS	TO	BK	ST	PTS	AVG
Fresh.	38/13	55-146	.377	17-47	.362	38-52	.731	62	1.6	68-1	105	63	8	21	165	4.3
Soph.	18/0	19-35	.543	6-13	.462	21-34	.618	28	1.6	25-0	44	20	4	9	65	3.6
TOTALS	56/13	74-181	.409	23-60	.383	59-86	.686	90	1.6	93-1	149	83	12	30	230	4.1



# IOWA HAWKEYE BASKETBALL

## Updated Iowa Player Bio

### Kyle Denning



# 13

**Jr., 6-1, 160, Guard**  
**Cedar Falls, Iowa**  
**Northern University HS**

- Non-scholarship athlete
- Saw action in 24 career games, including eight this season
- Scored a single-season-high 10 points through six games this season
- Made one basket in all 5-of-7 games played this year
- Drained a 3-pointer in wins over UNC Wilmington and Maryland-Eastern Shore
- Played a career-high eight minutes against Maryland Eastern Shore and Abilene Christian
- Tallied two points and had a rebound in victory over Penn
- Scored two points in win over FDU
- Netted two points and had an assist in win over Arkansas-Pine Bluff

#### Personal Bests

**Points:** 6 vs. SC State, 12/19/12  
**Rebounds:** 1, 5x, last vs. Penn, 11/22/13  
**FGM:** 2 vs. SC State, 12/19/12  
**FGA:** 4 vs. ACU, 11/17/13  
**3-pt FG:** 2 vs. SC State, 12/19/12  
**3-pt FGA:** 3, 2x, last vs. ACU, 11/17/13  
**FTM:** 2 vs. Chicago State, 11/11/11  
**FTA:** 2 vs. Chicago State, 11/11/11  
**Assists:** 2 vs. 2x, last vs. ACU, 11/17/13  
**Steals:** 1 vs. 2x, last vs. ACU, 11/17/13  
**Blocks:** - - -  
**Minutes:** 8, 2x, last vs. ACU, 11/17/13

### 2013-14 Game-by-Game

Opponent	Date	gs	min	Total		3-Pointers		Free throws		Rebounds				pf	a	t/o	blk	stl	pts	avg
				fg-fga	pct	3fg-fga	pct	ft-fa	pct	off	def	tot	avg							
UNC WILMINGTON	11/08/13	6	1-1	1.000	1-1	1.000	0-0	.000	0	1	1	1.0	0	0	0	0	0	3	3.0	
MD. EASTERN SHORE	11/14/13	8	1-2	.500	1-2	.500	0-0	.000	0	1	1	1.0	1	1	0	0	0	3	3.0	
ABILENE CHRISTIAN	11/17/13	8	1-4	.250	0-3	.000	0-0	.000	0	0	0	0.7	0	2	0	0	1	2	2.7	
PENN	11/22/13	5	1-1	1.000	0-0	.000	0-0	.000	0	1	1	0.8	0	0	0	0	0	2	2.5	
vs UTEP	11/29/13	3	0-0	.000	0-0	.000	0-0	.000	0	0	0	0.6	0	0	0	0	0	0	2.0	
vs Drake	12/07/13	1	0-0	.000	0-0	.000	0-0	.000	0	0	0	0.5	0	0	0	0	0	0	1.7	
FAIRLEIGH DICKINSON	12/09/13	5	1-2	.500	0-1	.000	0-0	.000	0	0	0	0.4	0	0	0	0	0	2	1.7	
ARKANSAS PINE BLUFF	12/22/13	5	1-1	1.000	0-0	.000	0-0	.000	0	0	0	0.4	0	1	1	0	0	2	1.8	
<b>Totals</b>		<b>0</b>	<b>41</b>	<b>6-11</b>	<b>.545</b>	<b>2-7</b>	<b>.286</b>	<b>0-0</b>	<b>.000</b>	<b>0</b>	<b>3</b>	<b>3</b>	<b>0.4</b>	<b>1</b>	<b>4</b>	<b>1</b>	<b>0</b>	<b>14</b>	<b>1.8</b>	

Games played: 8  
 Minutes/game: 5.1  
 Points/game: 1.8  
 FG Pct: 54.5  
 3FG Pct: 28.6

Rebounds/game: 0.4  
 Assists/game: 0.5  
 Turnovers/game: 0.1  
 Assist/turnover ratio: 4.0  
 Steals/game: 0.1

#### CAREER STATISTICS

YEAR	G/GS	FG-A	PCT	3-PT	PCT	FT-A	PCT	RB	AVG	PF-FO	AS	TO	BK	ST	PTS	AVG
Fresh.	4/0	1-2	.500	0-1	.000	2-2	1.000	1	0.3	0-0	0	1	0	0	4	1.0
Soph.	12/0	2-4	.500	2-4	.500	0-0	.000	1	0.1	1-0	3	2	0	1	6	0.5
Junior	8/0	6-11	.545	2-7	.286	0-0	.000	3	0.4	1-0	4	1	0	1	14	1.8
<b>TOTALS</b>	<b>24/0</b>	<b>9-17</b>	<b>.529</b>	<b>4-12</b>	<b>.333</b>	<b>2-2</b>	<b>1.000</b>	<b>5</b>	<b>0.2</b>	<b>2-0</b>	<b>7</b>	<b>4</b>	<b>0</b>	<b>2</b>	<b>24</b>	<b>1.0</b>



# IOWA HAWKEYE BASKETBALL

## Updated Iowa Player Bio

### Mike Gesell



# 10

**So., 6-1, 190, Guard**  
**South Sioux City, Neb.**  
**South Sioux City HS**

- Ranks 11th in the country in assist-to-turnover ratio (3.24)
- Averaged 10 points, 5.25 assists and 1.75 steals the last four contests
- Ranks first on the team and ninth in the Big Ten in assists (3.8)
- Only Iowa freshmen to post 295+ points, 85+ rebounds and 85+ assists in a season (2012-13)
- Shifted back to point guard after starting the first two games this season at the off-guard spot
- Scored in double figures 19 career times, including the last two games and six times this season
- Credited with five assists or more seven times this season, including three of the last four contests
- Drained two triples in five games
- Tallied eight points in win over Maryland Eastern Shore
- Reached double figures for the first time this season, scoring 10 in victory over Penn
- Scored 10 points in back-to-back games against Villanova and Notre Dame
- Registered 11 points, and six assists and no turnovers at #16 Iowa State
- Posted game highs in assists (7) and steals (3) to go along with nine points at #4 Wisconsin

### 2013-14 Game-by-Game

Opponent	Date	gs	min	Total		3-Pointers		Free throws		Rebounds				pf	a	t/o	blk	stl	pts	avg	
				fg-fga	pct	3fg-fga	pct	ft-fa	pct	off	def	tot	avg								
UNC WILMINGTON	11/08/13	*	15	1-3	.333	0-1	.000	1-2	.500	0	0	0	0.0	0	3	0	0	2	3	3.0	
NEBRASKA-OMAHA	11/10/13	*	14	0-0	.000	0-0	.000	1-2	.500	0	1	1	0.5	0	1	2	0	0	1	2.0	
MD. EASTERN SHORE	11/14/13	*	17	3-5	.600	2-3	.667	0-0	.000	0	1	1	0.7	4	7	1	0	0	8	4.0	
ABILENE CHRISTIAN	11/17/13	*	21	1-6	.167	1-4	.250	0-0	.000	1	2	3	1.3	0	3	0	0	2	3	3.8	
PENN	11/22/13	*	21	4-10	.400	2-6	.333	0-0	.000	0	0	0	1.0	2	2	0	0	2	10	5.0	
vs Xavier	11/28/13	*	27	3-11	.273	1-3	.333	0-0	.000	0	2	2	1.2	3	2	0	0	0	7	5.3	
vs UTEP	11/29/13	*	24	2-5	.400	1-2	.500	0-0	.000	0	3	3	1.4	1	7	1	0	1	5	5.3	
vs Villanova	11/30/13	*	29	4-7	.571	2-3	.667	0-0	.000	0	0	0	1.3	5	3	0	1	2	10	5.9	
NOTRE DAME	12/03/13	*	22	3-6	.500	2-3	.667	2-2	1.000	1	4	5	1.7	2	2	2	0	2	10	6.3	
vs Drake	12/07/13	*	16	1-4	.250	0-1	.000	0-0	.000	0	3	3	1.8	3	2	1	0	0	2	5.9	
FAIRLEIGH DICKINSON	12/09/13	*	21	1-5	.200	0-1	.000	4-4	1.000	0	2	2	1.8	1	5	1	0	2	6	5.9	
at Iowa State	12/13/13	*	26	4-8	.500	1-3	.333	2-5	.400	1	1	2	1.8	3	6	0	0	0	11	6.3	
ARKANSAS PINE BLUFF	12/22/13	*	14	2-3	.667	0-1	.000	0-0	.000	1	3	4	2.0	1	1	3	0	1	4	6.2	
NEBRASKA	12/31/13	*	19	2-5	.400	0-1	.000	3-6	.500	0	1	1	1.9	1	3	4	0	2	7	6.2	
at Wisconsin	01/05/14	*	29	3-12	.250	0-3	.000	3-5	.600	1	2	3	2.0	1	7	1	0	3	9	6.4	
NORTHWESTERN	01/09/14	*	25	3-5	.600	2-3	.667	1-2	.500	0	2	2	2.0	1	6	1	1	2	9	6.6	
at Ohio State	01/12/14	*	26	3-7	.429	1-4	.250	4-4	1.000	2	3	5	2.2	2	3	3	0	1	11	6.8	
MINNESOTA	01/19/14	*	27	4-9	.444	0-2	.000	3-5	.600	0	2	2	2.2	2	5	1	0	1	11	7.1	
Totals			18	393	44-111	.396	15-44	.341	24-37	.649	7	32	39	2.2	32	68	21	2	23	127	7.1

Games played: 18  
 Minutes/game: 21.8  
 Points/game: 7.1  
 FG Pct: 39.6  
 3FG Pct: 34.1  
 FT Pct: 64.9

Rebounds/game: 2.2  
 Assists/game: 3.8  
 Turnovers/game: 1.2  
 Assist/turnover ratio: 3.2  
 Steals/game: 1.3  
 Blocks/game: 0.1

- Tallied nine points, six assists and two steals in home win over Northwestern
- Scored 11 points and dished out three assists in road win at #3 Ohio State
- Dished out a game-high five assists to go along with 11 points in home win over Minnesota

#### Personal Bests

**Points:** 23 vs. UNI, 12/15/12  
**Rebounds:** 6, 2x, last at Minnesota, 2/3/13  
**FGM:** 7 vs. Western Kentucky, 11/20/12  
**FGA:** 15 at Wisconsin, 2/6/13  
**3-pt FG:** 4 vs. UNI, 12/15/12  
**3-pt FGA:** 6, 2x, last vs. UNI, 12/15/12  
**FTM:** 7 vs. UNI, 12/15/12  
**FTA:** 9 vs. UNI, 12/15/12  
**Assists:** 8 vs. SC State, 12/19/12  
**Steals:** 4 vs. Minnesota, 2/17/13  
**Blocks:** 1, 11x, last vs. Villanova, 11/30/13  
**Minutes:** 42 at Wisconsin, 2/6/13

#### CAREER STATISTICS

YEAR	G/GS	FG-A	PCT	3-PT	PCT	FT-A	PCT	RB	AVG	PF-FO	AS	TO	BK	ST	PTS	AVG
Fresh.	34/30	106-263	.403	33-104	.317	50-63	.794	88	2.6	63-0	89	59	10	40	295	8.7
Soph.	18/18	44-111	.396	15-44	.341	24-37	.649	39	2.2	32-1	68	21	2	23	127	7.1
<b>TOTALS</b>	<b>52/48</b>	<b>150-374</b>	<b>.401</b>	<b>48-148</b>	<b>.324</b>	<b>74-100</b>	<b>.740</b>	<b>127</b>	<b>2.4</b>	<b>95-1</b>	<b>157</b>	<b>80</b>	<b>12</b>	<b>63</b>	<b>422</b>	<b>8.1</b>



# IOWA HAWKEYE BASKETBALL

## Updated Iowa Player Bio

### Peter Jok



# 3

**Fr., 6-6, 200, Guard**  
**West Des Moines, Iowa**  
**Valley HS**

- Played in 16 games, scoring in double figures six times
- Ranks eighth in team scoring (6.3)
- Missed only six free throws (26-of-32)
- Scored 11 points and snagged a personal-best five rebounds in win over UNC Wilmington
- Netted a personal-best 15 points, bolstered by 3-5 shooting from 3-point range, in win over Abilene Christian
- Scored 14 points, shooting 2-of-4 from 3-point range in win over UTEP
- Tallied 14 points and grabbed a personal-best seven rebounds in win over Drake
- Dished out a personal-best four assists to go along with 11 points in win over FDU
- Equaled a personal best with four assists in win over Arkansas-Pine Bluff

#### Personal Bests

**Points:** 15 vs. ACU, 11/17/13  
**Rebounds:** 7 vs. Drake, 12/7/13  
**FGM:** 6 vs. ACU, 11/17/13  
**FGA:** 13 vs. UNC Wilmington, 11/8/13  
**3-pt FG:** 3 vs. ACU, 11/17/13  
**3-pt FGA:** 5, 2x, last vs. ACU, 11/17/13  
**FTM:** 4, UTEP, 11/29/13  
**FTA:** 5 vs. UTEP, 11/29/13  
**Assists:** 4, 2x, last vs. Ark.-Pine Bluff, 12/22/13  
**Steals:** 2 vs. ACU, 11/17/13  
**Blocks:** 1, 2x, last vs. Xavier, 11/25/13  
**Minutes:** 24, 2x, last vs. FDU, 12/9/13

### 2013-14 Game-by-Game

Opponent	Date	gs	min	Total		3-Pointers		Free throws		Rebounds				pf	a	t/o	blk	stl	pts	avg
				fg-fga	pct	3fg-fga	pct	ft-fa	pct	off	def	tot	avg							
UNC WILMINGTON	11/08/13	20	5-13	.385	1-5	.200	0-0	.000	2	3	5	5.0	0	1	1	0	0	11	11.0	
NEBRASKA-OMAHA	11/10/13	9	1-6	.167	1-3	.333	0-0	.000	0	0	0	2.5	1	1	0	0	3	7.0		
MD. EASTERN SHORE	11/14/13	24	1-5	.200	0-1	.000	8-8	1.000	0	2	2	2.3	2	2	3	0	1	10	8.0	
ABILENE CHRISTIAN	11/17/13	20	6-8	.750	3-5	.600	0-1	.000	0	0	0	1.8	2	3	0	1	2	15	9.8	
PENN	11/22/13	14	2-4	.500	1-2	.500	3-4	.750	0	1	1	1.6	2	0	0	0	8	9.4		
vs Xavier	11/28/13	9	0-2	.000	0-2	.000	0-0	.000	0	1	1	1.5	0	0	1	1	0	0	7.8	
vs UTEP	11/29/13	17	4-9	.444	2-4	.500	4-5	.800	0	0	0	1.3	3	1	1	0	0	14	8.7	
vs Villanova	11/30/13	5	1-6	.167	1-4	.250	0-0	.000	0	1	1	1.3	0	0	0	0	3	8.0		
NOTRE DAME	12/03/13	3	1-3	.333	1-2	.500	0-0	.000	0	0	0	1.1	1	0	0	0	3	7.4		
vs Drake	12/07/13	20	5-12	.417	1-5	.200	3-4	.750	3	4	7	1.7	1	1	0	0	1	14	8.1	
FAIRLEIGH DICKINSON	12/09/13	24	4-7	.571	1-2	.500	2-2	1.000	0	2	2	1.7	0	4	0	0	1	11	8.4	
at Iowa State	12/13/13	8	0-2	.000	0-2	.000	2-2	1.000	0	0	0	1.6	0	0	2	0	0	2	7.8	
ARKANSAS PINE BLUFF	12/22/13	14	0-2	.000	0-1	.000	1-2	.500	0	3	3	1.7	0	4	4	0	1	1	7.3	
NEBRASKA	12/31/13	4	0-0	.000	0-0	.000	1-2	.500	0	0	0	1.6	0	0	0	0	0	1	6.9	
NORTHWESTERN	01/09/14	7	0-0	.000	0-0	.000	2-2	1.000	0	1	1	1.5	0	0	0	0	0	2	6.5	
MINNESOTA	01/19/14	5	1-3	.333	0-0	.000	0-0	.000	0	1	1	1.5	0	0	0	0	0	2	6.3	
Totals		0	203	31-82	.378	12-38	.316	26-32	.813	5	19	24	1.5	12	17	12	2	6	100	6.3

Games played: 16  
 Minutes/game: 12.7  
 Points/game: 6.3  
 FG Pct: 37.8  
 3FG Pct: 31.6  
 FT Pct: 81.3

Rebounds/game: 1.5  
 Assists/game: 1.1  
 Turnovers/game: 0.8  
 Assist/turnover ratio: 1.4  
 Steals/game: 0.4  
 Blocks/game: 0.1

#### CAREER STATISTICS

YEAR	G/GS	FG-A	PCT	3-PT	PCT	FT-A	PCT	RB	AVG	PF-FO	AS	TO	BK	ST	PTS	AVG
Fresh.	16/0	31-82	.378	12-38	.316	26-32	.813	24	1.5	12-0	17	12	2	6	100	6.3





# IOWA HAWKEYE BASKETBALL

## Updated Iowa Player Bio

### Roy Devyn Marble



# 4

**Sr., 6-6, 200, Guard**  
**Southfield, Mich.**  
**Lathrup HS**

- Team co-captain
- Big Ten Player of the Week and Athlon Sports' National Player of the Week (Jan. 13) after leading Iowa to victories over Northwestern and Ohio State
- Averaging 19 points, four rebounds, 2.6 assists and 2.2 steals in five Big Ten games
- Ranks 14th in Iowa career scoring and is the only Big Ten father/son duo to amass 1,000+ career points
- Only Hawkeye to amass 1,100+ points, 350+ rebounds and 275+ assists as a junior
- Only the second Hawkeye to amass 1,400+ points, 325+ assists and 400+ rebounds
- Has scored 27 points or more seven times in his career, including at #4 Wisconsin
- Scored 22 or more points five times this season
- Averaged 20.3 points, 4.7 rebounds and 4.2 assists in Battle 4 Atlantis
- Ranks second in the Big Ten in steals (2.2), fifth in assist-to-turnover ratio (2.2), eighth in scoring (16.3), and 13th in assists (3.3)
- Poured in a game-high 27 points in only 20 minutes of action in win over Abilene Christian
- Scored in double figures in 14-of-18 games and 70 times in his career
- Collected a career-high six steals, while also scoring 13 points and dishing out three assists in victory over Penn
- Scored a season-high 30 points and drained four 3-pointers in win over Xavier
- Netted a game-high 24 points and grabbed five rebounds against Villanova
- Scored 13 straight points in a span of three minutes in the second half in win over Notre Dame, while finishing with 17 points

### 2013-14 Game-by-Game

Opponent	Date	gs	min	Total		3-Pointers		Free throws		Rebounds				pts	avg						
				fg-fga	pct	3fg-fga	pct	ft-fa	pct	off	def	tot	avg			pf	a	t/o	bik	stl	
UNC WILMINGTON	11/08/13	*	20	3-5	.600	1-3	.333	1-2	.500	1	1	2	2.0	0	5	2	0	3	8	8.0	
NEBRASKA-OMAHA	11/10/13	*	33	2-13	.154	0-5	.000	11-14	.786	1	4	5	3.5	2	4	1	0	2	15	11.5	
MD. EASTERN SHORE	11/14/13	*	18	3-8	.375	1-4	.250	3-4	.750	1	1	2	3.0	0	5	0	0	4	10	11.0	
ABILENE CHRISTIAN	11/17/13	*	20	9-13	.692	3-6	.500	6-6	1.000	0	3	3	3.0	0	2	1	0	1	27	15.0	
PENN	11/22/13	*	26	4-13	.308	1-5	.200	4-7	.571	1	1	2	2.8	1	3	2	1	6	13	14.6	
vs Xavier	11/28/13	*	32	10-23	.435	4-10	.400	6-11	.545	4	2	6	3.3	2	2	2	0	3	30	17.2	
vs UTEP	11/29/13	*	21	2-6	.333	0-1	.000	3-4	.750	2	1	3	3.3	1	6	0	0	0	7	15.7	
vs Villanova	11/30/13	*	37	8-23	.348	2-7	.286	6-12	.500	1	4	5	3.5	2	5	4	0	2	24	16.8	
NOTRE DAME	12/03/13	*	36	7-14	.500	2-5	.400	1-2	.500	0	3	3	3.4	0	2	1	1	1	17	16.8	
vs Drake	12/07/13	*	29	5-11	.455	0-3	.000	4-6	.667	0	6	6	3.7	1	3	0	0	2	14	16.5	
FAIRLEIGH DICKINSON	12/09/13	*	20	3-9	.333	1-3	.333	0-0	.000	1	2	3	3.6	1	2	2	0	1	7	15.6	
at Iowa State	12/13/13	*	35	6-15	.400	2-4	.500	5-8	.625	0	3	3	3.6	2	6	1	0	2	19	15.9	
ARKANSAS PINE BLUFF	12/22/13	*	10	2-3	.667	1-1	1.000	3-6	.500	0	1	1	3.4	0	1	1	0	1	8	15.3	
NEBRASKA	12/31/13	*	31	4-12	.333	0-1	.000	7-11	.636	4	4	8	3.7	3	2	2	0	0	15	15.3	
at Wisconsin	01/05/14	*	36	10-24	.417	4-5	.800	3-4	.750	1	2	3	3.7	4	1	3	0	3	27	16.1	
NORTHWESTERN	01/09/14	*	24	5-7	.714	3-3	1.000	2-4	.500	0	2	2	3.6	3	6	0	0	4	15	16.0	
at Ohio State	01/12/14	*	33	7-13	.538	0-2	.000	8-11	.727	0	4	4	3.6	3	3	3	2	3	22	16.4	
MINNESOTA	01/19/14	*	31	5-14	.357	3-7	.429	3-5	.600	2	1	3	3.6	3	1	2	0	1	16	16.3	
<b>Totals</b>			18	492	95-226	.420	28-75	.373	76-117	.650	19	45	64	3.6	28	59	27	4	39	294	16.3

Games played: 18  
 Minutes/game: 27.3  
 Points/game: 16.3  
 FG Pct: 42.0  
 3FG Pct: 37.3  
 FT Pct: 65.0

Rebounds/game: 3.6  
 Assists/game: 3.3  
 Turnovers/game: 1.5  
 Assist/turnover ratio: 2.2  
 Steals/game: 2.2  
 Blocks/game: 0.2

- Registered 19 points and dished out six assists at #16 Iowa State
- Led team in scoring (15) and rebounding (8) in win over Nebraska
- Netted a game-high 27 points and collected three steals at #4 Wisconsin
- Scored 15 points, dished out six assists and collected a game-high four steals in home win over Northwestern
- Shared game-high scoring honors with 22 points to go along with three assists and three steals in road win at #3 Ohio State
- Tallied 15 of his 16 points in the second half in home win over Minnesota

#### Personal Bests

**Points:** 31 at Oregon, 3/18/12  
**Rebounds:** 9 vs. Indiana, 12/31/12  
**FGM:** 10, 2x, last vs. Xavier, 11/28/13  
**FGA:** 24, at Wisconsin, 01/05/14  
**3-pt FG:** 7 at Oregon, 3/18/12  
**3-pt FGA:** 10 vs. Xavier, 11/28/13  
**FTM:** 14 vs. UNI, 12/15/12  
**FTA:** 19 vs. UNI, 12/15/12  
**Assists:** 8 vs. Wisconsin, 2/23/12  
**Steals:** 6 vs. Penn, 11/22/13  
**Blocks:** 3 vs. Boise State, 12/22/11  
**Minutes:** 40, 2x, last vs. C. Mich, 11/12/12

#### CAREER STATISTICS

YEAR	G/GS	FG-A	PCT	3-PT	PCT	FT-A	PCT	RB	AVG	PF-FO	AS	TO	BK	ST	PTS	AVG
Fresh.	31/6	66-174	.379	11-41	.268	35-66	.530	74	2.4	41-0	41	34	2	21	178	5.7
Soph.	35/27	139-319	.436	22-56	.393	102-141	.723	133	3.8	57-0	126	61	14	53	402	11.5
Junior	37/37	176-430	.409	49-150	.337	153-189	.810	147	4.0	50-0	112	80	10	42	554	15.0
Senior	18/18	95-226	.420	28-75	.373	76-117	.650	64	3.6	28-0	59	27	4	39	294	16.3
<b>TOTALS</b>	<b>121/88</b>	<b>476-1149</b>	<b>.414</b>	<b>110-322</b>	<b>.342</b>	<b>366-513</b>	<b>.713</b>	<b>418</b>	<b>3.5</b>	<b>176-0</b>	<b>338</b>	<b>202</b>	<b>30</b>	<b>155</b>	<b>1,428</b>	<b>11.8</b>



# IOWA HAWKEYE BASKETBALL

## Updated Iowa Player Bio

### Zach McCabe



# 15

**Sr., 6-7, 235, Forward**  
**Sioux City, Iowa**  
**Bishop Heelan HS**

- Team co-captain
- Enters Wednesday's game at Michigan one point from career point No. 800
- Scored in double figures eight times this season, and 28 career times
- Ranks fifth in team scoring (7.2)
- Went 14-of-28 from the field, and 8-of-16 from 3-point range in three games at Battle 4 Atlantis
- Averaged 13 points in three games at Battle 4 Atlantis
- Netted a season-high 14 points against UTEP and Villanova
- Grabbed a game-high seven rebounds in win over Arkansas-Pine Bluff
- Had seven points and three rebounds in home win over Northwestern
- Collected four rebounds and three assists in road win at #3 Ohio State
- Tallied eight second-half points to go along with five rebounds, three assists and a team-high three steals in home win over Minnesota

#### Personal Bests

**Points:** 20, 3x, last vs. Dayton, 3/13/12  
**Rebounds:** 10 vs. Minnesota, 2/1/12  
**FGM:** 9, 2x, last vs. Dayton, 3/13/12  
**FGA:** 13, 2x, last at Purdue, 1/17/12  
**3-pt FG:** 4, 2x, last vs. Villanova, 11/30/13  
**3-pt FGA:** 7, 2x, last vs. Villanova, 11/30/13  
**FTM:** 7 vs. Minnesota, 2/17/13  
**FTA:** 7, 3x, last vs. Minnesota, 2/17/13  
**Assists:** 4 vs. Minnesota, 2/1/12  
**Steals:** 4, 2x, last vs. Penn State, 1/31/13  
**Blocks:** 2 at Penn State, 2/16/12  
**Minutes:** 36 at Purdue, 1/17/12

### 2013-14 Game-by-Game

Opponent	Date	gs	min	Total		3-Pointers		Free throws		Rebounds				pf	a	t/o	blk	stl	pts	avg
				fg-fga	pct	3fg-fga	pct	ft-fa	pct	off	def	tot	avg							
UNC WILMINGTON	11/08/13	19	2-5	.400	0-1	.000	1-2	.500	3	4	7	7.0	0	1	1	0	0	5	5.0	
NEBRASKA-OMAHA	11/10/13	20	3-6	.500	1-1	1.000	5-6	.833	2	1	3	5.0	3	0	2	0	1	12	8.5	
MD. EASTERN SHORE	11/14/13	12	4-7	.571	2-3	.667	1-2	.500	2	3	5	5.0	0	1	0	0	1	11	9.3	
ABILENE CHRISTIAN	11/17/13	17	4-5	.800	2-3	.667	0-0	.000	0	3	3	4.5	2	3	1	0	0	10	9.5	
PENN	11/22/13	8	0-2	.000	0-1	.000	1-2	.500	0	2	2	4.0	3	0	1	0	1	1	7.8	
vs Xavier	11/28/13	19	4-9	.444	1-4	.250	2-2	1.000	2	1	3	3.8	5	0	0	0	1	11	8.3	
vs UTEP	11/29/13	14	5-8	.625	3-5	.600	1-2	.500	2	0	2	3.6	1	2	0	0	0	14	9.1	
vs Villanova	11/30/13	23	5-11	.455	4-7	.571	0-0	.000	2	0	2	3.4	5	2	4	0	0	14	9.8	
NOTRE DAME	12/03/13	22	3-5	.600	1-1	1.000	3-3	1.000	1	2	3	3.3	4	1	0	0	0	10	9.8	
vs Drake	12/07/13	17	2-6	.333	1-4	.250	2-2	1.000	3	1	4	3.4	1	0	0	0	0	7	9.5	
FAIRLEIGH DICKINSON	12/09/13	16	2-6	.333	1-3	.333	5-6	.833	1	0	1	3.2	0	2	0	0	1	10	9.5	
at Iowa State	12/13/13	15	0-7	.000	0-4	.000	0-0	.000	1	2	3	3.2	4	0	1	0	0	0	8.8	
ARKANSAS PINE BLUFF	12/22/13	16	1-5	.200	0-2	.000	0-0	.000	0	7	7	3.5	0	2	0	0	0	2	8.2	
NEBRASKA	12/31/13	11	1-4	.250	0-0	.000	1-3	.333	0	1	1	3.3	3	1	0	0	1	3	7.9	
at Wisconsin	01/05/14	18	2-5	.400	0-2	.000	0-0	.000	1	2	3	3.3	1	0	0	0	0	4	7.6	
NORTHWESTERN	01/09/14	14	3-7	.429	1-3	.333	0-0	.000	1	2	3	3.3	3	0	1	0	0	7	7.6	
at Ohio State	01/12/14	16	0-8	.000	0-5	.000	0-0	.000	0	4	4	3.3	1	3	1	0	0	0	7.1	
MINNESOTA	01/19/14	22	2-6	.333	1-3	.333	3-4	.750	0	5	5	3.4	1	3	0	0	3	8	7.2	
Totals		0	299	43-112	.384	18-52	.346	25-34	.735	21	40	61	3.4	37	21	12	0	9	129	7.2

Games played: 18  
 Minutes/game: 16.6  
 Points/game: 7.2  
 FG Pct: 38.4  
 3FG Pct: 34.6  
 FT Pct: 73.5

Rebounds/game: 3.4  
 Assists/game: 1.2  
 Turnovers/game: 0.7  
 Assist/turnover ratio: 1.8  
 Steals/game: 0.5

#### CAREER STATISTICS

YEAR	G/GS	FG-A	PCT	3-PT	PCT	FT-A	PCT	RB	AVG	PF-FO	AS	TO	BK	ST	PTS	AVG
Fresh.	31/2	59-169	.349	24-84	.286	37-46	.804	111	3.6	69-3	24	48	1	22	179	5.8
Soph.	35/30	99-200	.495	22-49	.449	53-71	.746	161	4.6	119-7	36	60	9	29	273	7.8
Junior	38/7	73-195	.374	31-97	.320	41-54	.759	141	3.7	100-1	48	40	5	30	218	5.7
Senior	18/0	43-112	.384	18-52	.346	25-34	.735	61	3.4	37-2	21	12	0	9	129	7.2
<b>TOTALS</b>	<b>122/39</b>	<b>274-676</b>	<b>.405</b>	<b>95-282</b>	<b>.337</b>	<b>156-205</b>	<b>.761</b>	<b>474</b>	<b>3.9</b>	<b>325-13</b>	<b>129</b>	<b>160</b>	<b>15</b>	<b>90</b>	<b>799</b>	<b>6.5</b>



# IOWA HAWKEYE BASKETBALL

## Updated Iowa Player Bio

### Kyle Meyer



# 42

### 2013-14 Game-by-Game

Opponent	Date	gs	min	Total		3-Pointers		Free throws		Rebounds				pf	a	t/o	blk	stl	pts	avg
				fg-fga	pct	3fg-fga	pct	ft-fa	pct	off	def	tot	avg							
UNC WILMINGTON	11/08/13	6	1-2	.500	0-0	.000	0-0	.000	1	2	3	3.0	0	1	2	0	0	2	2.0	
MD. EASTERN SHORE	11/14/13	8	1-3	.333	1-2	.500	0-0	.000	1	6	7	5.0	2	2	2	0	0	3	2.5	
ABILENE CHRISTIAN	11/17/13	8	0-0	.000	0-0	.000	1-2	.500	1	0	1	3.7	0	1	0	0	1	1	2.0	
PENN	11/22/13	5	0-2	.000	0-1	.000	0-0	.000	1	2	3	3.5	0	0	0	0	0	0	1.5	
vs UTEP	11/29/13	8	0-1	.000	0-1	.000	0-0	.000	0	1	1	3.0	1	0	0	0	0	0	1.2	
vs Drake	12/07/13	1	0-0	.000	0-0	.000	0-0	.000	0	0	0	2.5	0	0	0	0	0	0	1.0	
FAIRLEIGH DICKINSON	12/09/13	5	0-0	.000	0-0	.000	0-0	.000	0	0	0	2.1	0	0	0	0	0	0	0.9	
ARKANSAS PINE BLUFF	12/22/13	6	0-1	.000	0-0	.000	0-0	.000	0	0	0	1.9	2	0	1	0	0	0	0.8	
NORTHWESTERN	01/09/14	1	0-0	.000	0-0	.000	0-0	.000	0	0	0	1.7	0	0	0	1	0	0	0.7	
Totals		0	48	2-9	.222	1-4	.250	1-2	.500	4	11	15	1.7	5	4	5	1	1	6	0.7

**Fr.-RS, 6-10, 225, Forward**  
**Alpharetta, Ga.**  
**Northview HS**

Games played: 9  
Minutes/game: 5.3  
Points/game: 0.7  
FG Pct: 22.2  
3FG Pct: 25.0  
FT Pct: 50.0

Rebounds/game: 1.7  
Assists/game: 0.4  
Turnovers/game: 0.6  
Assist/turnover ratio: 0.8  
Steals/game: 0.1  
Blocks/game: 0.1

- Redshirted last season
- Played in nine career games, scoring in three contests
- Scored two points, grabbed three rebounds and had an assist in win over UNC Wilmington
- Posted career bests in rebounds (7), scoring (3) and assists (2) in win over Maryland Eastern Shore
- Had three rebounds in victory over Penn
- Grabbed a rebound in victory over UTEP
- Blocked a shot in home win over Northwestern

#### Personal Bests

**Points:** 3 vs. Md. Eastern Shore, 11/14/13  
**Rebounds:** 7 vs. Md. Eastern Shore, 11/14/13  
**FGM:** 1, 2x, last vs. Md. Eastern Shore, 11/14/13  
**FGA:** 3 vs. Md. Eastern Shore, 11/14/13  
**3-pt FG:** 1 vs. Md. Eastern Shore, 11/14/13  
**3-pt FGA:** 2 vs. Md. Eastern Shore, 11/14/13  
**FTM:** 1 vs. ACU, 11/17/13  
**FTA:** 2 vs. ACU, 11/17/13  
**Assists:** 2 vs. Md. Eastern Shore, 11/14/13  
**Steals:** 1 vs. ACU, 11/17/13  
**Blocks:** 1, vs. Northwestern, 1/9/14  
**Minutes:** 8, 2x, last vs. ACU, 11/17/13

#### CAREER STATISTICS

YEAR	G/GS	FG-A	PCT	3-PT	PCT	FT-A	PCT	RB	AVG	PF-FO	AS	TO	BK	ST	PTS	AVG
Fresh.	9/0	2-9	.222	1-4	.250	1-2	.500	15	1.7	5-0	4	5	1	1	6	0.7



# IOWA HAWKEYE BASKETBALL

## Updated Iowa Player Bio

### Josh Oglesby



# 2

**Jr., 6-5, 208, Guard**  
**Cedar Rapids, Iowa**  
**Washington HS**

- Scored in double figures 14 career times, including twice this season
- Shooting 60 percent (12-of-20) from 3-point range in six games since coming back from injury
- Made 60 percent (9-of-15) of his field goal attempts the last two games
- Made first four 3-point attempts of the game twice in his first six games back from injury: Arkansas-Pine Bluff (Dec. 22) and Minnesota (Jan. 19)
- Broke a bone in his right foot on Nov. 6, and returned to return to action, Dec. 22, vs. Arkansas-Pine Bluff
- Made first four 3-pointers in season debut, finishing with 13 points in win over Arkansas-Pine Bluff
- After being held scoreless in Iowa's first two Big Ten games, netted five points and grabbed three rebounds in home win over Northwestern

### 2013-14 Game-by-Game

Opponent	Date	gs	min	Total		3-Pointers		Free throws		Rebounds				pf	a	t/o	blk	stl	pts	avg
				fg-fga	pct	3fg-fga	pct	ft-fa	pct	off	def	tot	avg							
ARKANSAS PINE BLUFF	12/22/13	20	4-5	.800	4-5	.800	1-2	.500	0	2	2	2.0	0	2	2	0	1	13	13.0	
NEBRASKA	12/31/13	11	0-2	.000	0-1	.000	0-0	.000	0	0	0	1.0	1	0	1	1	0	0	6.5	
at Wisconsin	01/05/14	11	0-2	.000	0-0	.000	0-0	.000	0	1	1	1.0	0	1	0	0	0	0	4.3	
NORTHWESTERN	01/09/14	17	2-6	.333	1-3	.333	0-0	.000	1	2	3	1.5	2	1	0	0	0	5	4.5	
at Ohio State	01/12/14	17	3-6	.500	2-4	.500	0-0	.000	1	0	1	1.4	1	1	0	0	0	8	5.2	
MINNESOTA	01/19/14	24	6-9	.667	5-7	.714	0-0	.000	1	2	3	1.7	1	0	1	0	0	17	7.2	
Totals		0	100	15-30	.500	12-20	.600	1-2	.500	3	7	10	1.7	5	5	4	1	1	43	7.2

Games played: 6  
 Minutes/game: 16.7  
 Points/game: 7.2  
 FG Pct: 50.0  
 3FG Pct: 60.0  
 FT Pct: 50.0

Rebounds/game: 1.7  
 Assists/game: 0.8  
 Turnovers/game: 0.7  
 Assist/turnover ratio: 1.3  
 Steals/game: 0.2  
 Blocks/game: 0.2

- Scored eight points, including five crucial points down the stretch, in road win at #3 Ohio State
- Tallied a season-high 17 points, bolstered by 5-of-7 shooting from 3-point range, in home win over Minnesota

#### Personal Bests

**Points:** 24 at Indiana, 1/29/12  
**Rebounds:** 5, 2x, last vs. Wichita State, 11/21/12  
**FGM:** 8 at Indiana, 1/29/12  
**FGA:** 12 at Indiana, 1/29/12  
**3-pt FG:** 6 at Indiana, 1/29/12  
**3-pt FGA:** 11 at Wisconsin, 2/6/13  
**FTM:** 5 vs. Indiana, 2/19/12  
**FTA:** 6 vs. Indiana, 2/19/12  
**Assists:** 4, 2x, last vs. Northwestern, 1/13/13  
**Steals:** 2, 3x, last at Minnesota, 2/3/13  
**Blocks:** 2 vs. Wichita State, 11/21/12  
**Minutes:** 36 vs. Indiana, 2/19/12

#### CAREER STATISTICS

YEAR	G/GS	FG-A	PCT	3-PT	PCT	FT-A	PCT	RB	AVG	PF-FO	AS	TO	BK	ST	PTS	AVG
Fresh.	35/5	76-191	.398	45-121	.372	26-36	.722	59	1.7	26-0	41	15	2	7	223	6.4
Soph.	37/2	52-190	.274	42-156	.269	19-24	.792	50	1.4	19-0	38	19	3	12	165	4.5
Junior	6/0	15-30	.500	12-20	.600	1-2	.500	10	1.7	5-0	5	4	1	1	43	7.2
<b>TOTALS</b>	<b>78/7</b>	<b>143-411</b>	<b>.348</b>	<b>99-297</b>	<b>.333</b>	<b>46-62</b>	<b>.742</b>	<b>119</b>	<b>1.5</b>	<b>50-0</b>	<b>84</b>	<b>38</b>	<b>6</b>	<b>20</b>	<b>431</b>	<b>5.5</b>



# IOWA HAWKEYE BASKETBALL

## Updated Iowa Player Bio

### Gabriel Olaseni



0

**Jr., 6-10, 225, Center**  
**London, England**  
**Sunrise Christian Academy**

- Leads team and ranks fourth in the Big Ten in offensive rebounds (2.7), pulling down an offensive rebound every 5.83 minutes played
- Posted two double-doubles this season (Xavier and Fairleigh Dickinson)
- Rejected at least three shots five times this season
- Leads the team in rejections (26), and ranks ninth in the Big Ten in blocks per game (1.4)
- Netted double figures five times this season
- Blocked a season-high five shots, while also scoring eight points and grabbing seven rebounds in win over UNC Wilmington
- Had eight points and six rebounds in victory over Penn
- Averaged eight boards and 5.3 points, while shooting .909 (10-11) percent from the free-throw line in Battle 4 Atlantis Tournament
- Made a career-high eight free throws (nine attempts) and grabbed a personal-best 11 rebounds in win over Xavier

### 2013-14 Game-by-Game

Opponent	Date	gs	min	Total		3-Pointers		Free throws		Rebounds				pf	a	t/o	blk	stl	pts	avg
				fg-fga	pct	3fg-fga	pct	ft-fa	pct	off	def	tot	avg							
UNC WILMINGTON	11/08/13	17	1-8	.125	0-0	.000	6-8	.750	3	4	7	7.0	1	0	0	5	0	8	8.0	
NEBRASKA-OMAHA	11/10/13	13	0-1	.000	0-0	.000	0-0	.000	1	0	1	4.0	2	0	1	1	1	0	4.0	
MD. EASTERN SHORE	11/14/13	13	5-10	.500	0-0	.000	0-2	.000	5	0	5	4.3	2	0	1	3	0	10	6.0	
ABILENE CHRISTIAN	11/17/13	16	4-5	.800	0-0	.000	2-4	.500	1	2	3	4.0	1	0	0	1	0	10	7.0	
PENN	11/22/13	16	3-6	.500	0-0	.000	2-3	.667	3	3	6	4.4	3	0	3	3	1	8	7.2	
vs Xavier	11/28/13	29	1-5	.200	0-0	.000	8-9	.889	7	4	11	5.5	4	1	0	4	0	10	7.7	
vs UTEP	11/29/13	15	1-4	.250	0-0	.000	2-2	1.000	4	4	8	5.9	2	1	1	0	0	4	7.1	
vs Villanova	11/30/13	18	1-1	1.000	0-0	.000	0-0	.000	1	4	5	5.8	0	0	0	3	0	2	6.5	
NOTRE DAME	12/03/13	11	3-5	.600	0-0	.000	3-4	.750	3	2	5	5.7	3	2	1	1	0	9	6.8	
vs Drake	12/07/13	17	0-2	.000	0-0	.000	3-4	.750	1	1	2	5.3	2	0	1	2	1	3	6.4	
FAIRLEIGH DICKINSON	12/09/13	19	5-11	.455	0-0	.000	4-5	.800	3	7	10	5.7	1	1	0	0	0	14	7.1	
at Iowa State	12/13/13	10	1-1	1.000	0-0	.000	0-0	.000	0	0	0	5.3	2	1	0	0	0	2	6.7	
ARKANSAS PINE BLUFF	12/22/13	16	2-4	.500	0-0	.000	2-2	1.000	4	2	6	5.3	4	2	2	1	1	6	6.6	
NEBRASKA	12/31/13	12	1-1	1.000	0-0	.000	0-0	.000	1	4	5	5.3	1	0	1	2	0	2	6.3	
at Wisconsin	01/05/14	19	3-7	.429	0-0	.000	2-4	.500	4	2	6	5.3	4	0	2	0	0	8	6.4	
NORTHWESTERN	01/09/14	10	1-1	1.000	0-0	.000	1-2	.500	0	3	3	5.2	5	1	0	0	0	3	6.2	
at Ohio State	01/12/14	13	0-1	.000	0-0	.000	1-2	.500	1	0	1	4.9	3	0	0	0	0	1	5.9	
MINNESOTA	01/19/14	16	4-6	.667	0-0	.000	4-6	.667	6	1	7	5.1	4	0	1	0	0	12	6.2	
Totals		0	280	36-79	.456	0-0	.000	40-57	.702	48	43	91	5.1	44	9	14	26	4	112	6.2

Games played: 18  
 Minutes/game: 15.6  
 Points/game: 6.2  
 FG Pct: 45.6  
 FT Pct: 70.2

Rebounds/game: 5.1  
 Assists/game: 0.5  
 Turnovers/game: 0.8  
 Assist/turnover ratio: 0.6  
 Steals/game: 0.2  
 Blocks/game: 1.4

- Tallied nine points and cleared five rebounds in win over Notre Dame
- Posted eight points and six rebounds at #4 Wisconsin
- Scored 12 points and snagged a team-high seven rebounds, six offensive, in home win over Minnesota

#### Personal Bests

**Points:** 14 vs. Coppin State, 12/22/12  
**Rebounds:** 11 vs. Xavier, 11/28/13  
**FGM:** 6 vs. Coppin State, 12/22/12  
**FGA:** 8, 2x, last at Michigan, 1/6/13  
**FTM:** 8 vs. Xavier, 11/28/13  
**FTA:** 9 vs. Xavier, 11/28/13  
**Assists:** 3 vs. Nebraska, 3/9/13  
**Steals:** 2, 2x, last vs. SC State, 12/19/12  
**Blocks:** 7 vs. Illinois, 3/5/13  
**Minutes:** 29 vs. Xavier, 11/28/13

#### CAREER STATISTICS

YEAR	G/GS	FG-A	PCT	3-PT	PCT	FT-A	PCT	RB	AVG	PF-FO	AS	TO	BK	ST	PTS	AVG
Fresh.	18/0	9-19	.474	0-0	.000	8-13	.615	22	1.2	12-0	3	9	8	4	26	1.4
Soph.	37/0	37-71	.521	0-0	.000	25-36	.694	96	2.6	53-0	8	18	36	7	99	2.7
Junior	18/0	36-79	.456	0-0	.000	40-57	.702	91	5.1	44-1	9	14	26	4	112	6.2
<b>TOTALS</b>	<b>73/0</b>	<b>82-169</b>	<b>.485</b>	<b>0-0</b>	<b>.000</b>	<b>73-106</b>	<b>.689</b>	<b>209</b>	<b>2.9</b>	<b>109-1</b>	<b>20</b>	<b>41</b>	<b>70</b>	<b>15</b>	<b>237</b>	<b>3.2</b>



# IOWA HAWKEYE BASKETBALL

## Updated Iowa Player Bio

### Darius Stokes



# 35

**Jr., 6-7, 208, Forward**  
**Cedar Rapids, Iowa**  
**Linn-Mar HS**

- Earned a scholarship this summer after being a non-scholarship athlete
- Saw action in 33 career games, including nine this season
- Missed the Abilene Christian game due to an injured foot, but played in next outing against Penn
- Saw three minutes of action in win over UTEP
- Grabbed a rebound in five minutes of action in win over Fairleigh Dickinson

#### Personal Bests

**Points:** 2, 5x, last vs. Minnesota, 2/17/13  
**Rebounds:** 5 vs. SC State, 12/19/12  
**FGM:** 1, 5x, last vs. Minnesota, 2/17/13  
**FGA:** 4, vs. A&M-CC, 12/1/12  
**3-pt FG:** - - -  
**3-pt FGA:** 2 vs. SC State, 12/19/12  
**FTM:** 1, 2x, last vs. Coppin St, 12/22/12  
**FTA:** 2, 2x, last vs. Coppin St, 12/22/12  
**Assists:** 1, 3x, last vs. UTPA, 11/9/12  
**Steals:** 1 vs. Clemson, 11/29/11  
**Blocks:** 1, 4x, last vs. Nebraska, 3/9/13  
**Minutes:** 9 vs. UNC Wilmington, 11/8/13

### 2013-14 Game-by-Game

Opponent	Date	gs	min	Total		3-Pointers		Free throws		Rebounds				pf	a	t/o	blk	stl	pts	avg
				fg-fga	pct	3fg-fga	pct	ft-fa	pct	off	def	tot	avg							
UNC WILMINGTON	11/08/13	9	0-1	.000	0-0	.000	0-0	.000	0-0	0	0	0	0.0	3	0	1	0	0	0	0.0
MD. EASTERN SHORE	11/14/13	8	1-3	.333	0-0	.000	0-0	.000	0-0	0	0	0	0.0	1	0	0	0	0	2	1.0
PENN	11/22/13	3	0-1	.000	0-0	.000	0-0	.000	0-0	1	1	2	0.7	1	0	0	0	0	0	0.7
vs UTEP	11/29/13	3	0-0	.000	0-0	.000	0-0	.000	0-0	0	0	0	0.5	0	0	0	0	0	0	0.5
vs Drake	12/07/13	1	0-0	.000	0-0	.000	0-0	.000	0-0	0	0	0	0.4	0	0	0	0	0	0	0.4
FAIRLEIGH DICKINSON	12/09/13	5	0-1	.000	0-0	.000	0-0	.000	0-0	0	1	1	0.5	0	0	0	0	0	0	0.3
at Iowa State	12/13/13	1	0-0	.000	0-0	.000	0-0	.000	0-0	0	0	0	0.4	1	0	0	0	0	0	0.3
ARKANSAS PINE BLUFF	12/22/13	6	0-0	.000	0-0	.000	1-2	.500	0-0	0	0	0	0.4	1	0	1	0	0	1	0.4
NORTHWESTERN	01/09/14	1	0-0	.000	0-0	.000	0-0	.000	0-0	0	0	0	0.3	0	0	0	0	0	0	0.3
<b>Totals</b>		<b>0</b>	<b>37</b>	<b>1-6</b>	<b>.167</b>	<b>0-0</b>	<b>.000</b>	<b>1-2</b>	<b>.500</b>	<b>1</b>	<b>2</b>	<b>3</b>	<b>0.3</b>	<b>7</b>	<b>0</b>	<b>2</b>	<b>0</b>	<b>0</b>	<b>3</b>	<b>0.3</b>

Games played: 9  
 Minutes/game: 4.1  
 Points/game: 0.3  
 FG Pct: 16.7  
 FT Pct: 50.0

Rebounds/game: 0.3  
 Turnovers/game: 0.2

#### CAREER STATISTICS

YEAR	G/GS	FG-A	PCT	3-PT	PCT	FT-A	PCT	RB	AVG	PF-FO	AS	TO	BK	ST	PTS	AVG
Fresh.	12/0	2-5	.400	0-0	.000	0-0	.000	9	0.8	6-0	2	2	2	1	4	0.3
Soph.	12/0	3-11	.273	0-3	.000	2-5	.400	15	1.3	3-0	1	6	2	0	8	0.7
Junior	9/0	1-6	.167	0-0	.000	1-2	.500	3	0.3	7-0	0	2	0	0	3	0.3
<b>TOTALS</b>	<b>33/0</b>	<b>6-22</b>	<b>.273</b>	<b>0-3</b>	<b>.000</b>	<b>3-7</b>	<b>.429</b>	<b>27</b>	<b>0.8</b>	<b>16-0</b>	<b>3</b>	<b>10</b>	<b>4</b>	<b>1</b>	<b>15</b>	<b>0.5</b>





# IOWA HAWKEYE BASKETBALL

## Updated Iowa Player Bio

### Okey Ukah



# 32

**So., 6-5, 217, Forward**  
**Iowa City, Iowa**  
**West HS**  
**Kirkwood CC**

- Non-scholarship athlete
- Played in eight career games
- Scored one point and grabbed two rebounds in five minutes of action against Maryland Eastern Shore
- Scored two points in win over UTEP
- Equaled a career high with two rebounds in win over FDU

#### Personal Bests

**Points:** 1 vs. Md. Eastern Shore, 11/14/13  
**Rebounds:** 2, 2x, last vs. FDU, 12/9/13  
**FGM:** 1 vs. UTEP, 11/29/13  
**FGA:** 1 2x, last vs. UTEP, 11/29/13  
**3-pt FG:** ---  
**3-pt FGA:** ---  
**FTM:** 1 vs. Md. Eastern Shore, 11/14/13  
**FTA:** 2 vs. Md. Eastern Shore, 11/14/13  
**Assists:** ---  
**Steals:** ---  
**Blocks:** 1 vs. Md. Eastern Shore, 11/14/13  
**Minutes:** 5, 2x, last vs. FDU, 12/9/13

### 2013-14 Game-by-Game

Opponent	Date	gs	min	Total		3-Pointers		Free throws		Rebounds				pf	a	t/o	blk	stl	pts	avg
				fg-fga	pct	3fg-fga	pct	ft-fa	pct	off	def	tot	avg							
UNC WILMINGTON	11/08/13	4	0-0	.000	0-0	.000	0-0	.000	0	1	1	1.0	0	0	0	0	0	0	0.0	
MD. EASTERN SHORE	11/14/13	5	0-1	.000	0-0	.000	1-2	.500	1	1	2	1.5	0	0	0	1	0	1	0.5	
ABILENE CHRISTIAN	11/17/13	2	0-0	.000	0-0	.000	0-0	.000	0	0	0	1.0	0	0	0	0	0	0	0.3	
PENN	11/22/13	3	0-0	.000	0-0	.000	0-0	.000	0	0	0	0.8	0	0	0	0	0	0	0.3	
vs UTEP	11/29/13	3	1-1	1.000	0-0	.000	0-0	.000	0	0	0	0.6	0	0	0	0	0	2	0.6	
vs Drake	12/07/13	1	0-0	.000	0-0	.000	0-0	.000	0	0	0	0.5	0	0	0	0	0	0	0.5	
FAIRLEIGH DICKINSON	12/09/13	5	0-2	.000	0-0	.000	0-0	.000	0	2	2	0.7	0	0	1	0	0	0	0.4	
ARKANSAS PINE BLUFF	12/22/13	2	0-0	.000	0-0	.000	0-0	.000	0	0	0	0.6	0	0	0	0	0	0	0.4	
Totals		0	25	1-4	.250	0-0	.000	1-2	.500	1	4	5	0.6	0	0	1	1	0	3	0.4

Games played: 8  
 Minutes/game: 3.1  
 Points/game: 0.4  
 FG Pct: 25.0  
 FT Pct: 50.0

Rebounds/game: 0.6  
 Turnovers/game: 0.1  
 Blocks/game: 0.1

#### CAREER STATISTICS

YEAR	G/GS	FG-A	PCT	3-PT	PCT	FT-A	PCT	RB	AVG	PF-FO	AS	TO	BK	ST	PTS	AVG
Soph.	8/0	1-4	.250	0-0	.000	1-2	.500	5	0.6	0-0	0	1	1	0	3	0.4



# IOWA HAWKEYE BASKETBALL

## Updated Iowa Player Bio

### Jarrood Uthoff



# 20

**So., 6-9, 208, Forward**  
**Cedar Rapids, Iowa**  
**Jefferson HS**  
**Wisconsin**

- Ranks second on the team in blocks (23), and third in scoring (9.9) and rebounding (5.7)
- Netted double figures 10 times, including seven of the last 10 games
- Two double-doubles (UMES and FDU)
- Has missed only nine free throws (49-58)
- Ranks fifth in the Big Ten in free throw percentage (.845) and 19th in rebounding (5.7)
- Pulled down seven or more rebounds in six contests
- Scored 14 points, blocked four shots and grabbed seven rebounds in first career game in win over UNC Wilmington
- Tallied a personal-best 19 points, missing only one shot (6-7 FG, 6-6 FT) in victory over Penn
- Grabbed 10 boards, scored eight points and went 2-2 from 3-point range in win over UTEP
- Netted eight of his 17 points at the foul line in win over Notre Dame
- Scored 13 points and grabbed a game-high nine boards in win over Drake
- Tallied a team-high 16 points, bolstered by sinking a career-high three 3-pointers, in win over Arkansas-Pine Bluff

### 2013-14 Game-by-Game

Opponent	Date	gs	min	Total		3-Pointers		Free throws		Rebounds				pf	a	t/o	blk	stl	pts	avg
				fg-fga	pct	3fg-fga	pct	ft-fa	pct	off	def	tot	avg							
UNC WILMINGTON	11/08/13	19	5-8	.625	1-1	1.000	3-3	1.000	1	6	7	7.0	1	0	0	4	0	14	14.0	
NEBRASKA-OMAHA	11/10/13	23	2-6	.333	0-1	.000	5-6	.833	4	3	7	7.0	1	1	2	1	0	9	11.5	
MD. EASTERN SHORE	11/14/13	18	3-7	.429	0-1	.000	5-6	.833	4	7	11	8.3	2	0	2	1	0	11	11.3	
ABILENE CHRISTIAN	11/17/13	23	2-4	.500	0-0	.000	2-2	1.000	0	5	5	7.5	1	3	0	3	1	6	10.0	
PENN	11/22/13	21	6-7	.857	1-1	1.000	6-6	1.000	1	3	4	6.8	0	2	2	1	1	19	11.8	
vs Xavier	11/28/13	17	0-3	.000	0-2	.000	0-0	.000	0	4	4	6.3	1	1	1	0	1	0	9.8	
vs UTEP	11/29/13	25	3-5	.600	2-2	1.000	0-0	.000	2	8	10	6.9	3	0	2	2	0	8	9.6	
vs Villanova	11/30/13	18	2-5	.400	0-0	.000	2-2	1.000	0	4	4	6.5	3	2	0	2	0	6	9.1	
NOTRE DAME	12/03/13	24	4-6	.667	1-1	1.000	8-10	.800	1	5	6	6.4	1	1	1	1	0	17	10.0	
vs Drake	12/07/13	21	4-8	.500	1-3	.333	4-4	1.000	3	6	9	6.7	1	0	0	2	0	13	10.3	
FAIRLEIGH DICKINSON	12/09/13	19	4-5	.800	1-1	1.000	1-3	.333	3	7	10	7.0	0	0	0	0	0	10	10.3	
at Iowa State	12/13/13	17	5-10	.500	0-2	.000	2-2	1.000	1	4	5	6.8	4	0	0	0	1	12	10.4	
ARKANSAS PINE BLUFF	12/22/13	26	6-8	.750	3-4	.750	1-2	.500	1	4	5	6.7	0	3	4	1	1	16	10.8	
NEBRASKA	12/31/13	22	3-4	.750	0-0	.000	5-7	.714	0	4	4	6.5	0	0	2	1	0	11	10.9	
at Wisconsin	01/05/14	16	3-4	.750	0-0	.000	0-0	.000	1	2	3	6.3	3	0	0	0	0	6	10.5	
NORTHWESTERN	01/09/14	19	2-5	.400	1-2	.500	2-2	1.000	1	2	3	6.1	1	2	1	3	1	7	10.3	
at Ohio State	01/12/14	26	4-7	.571	1-1	1.000	1-1	1.000	2	0	2	5.8	0	0	0	0	0	10	10.3	
MINNESOTA	01/19/14	18	1-3	.333	0-1	.000	2-2	1.000	0	3	3	5.7	2	1	2	1	0	4	9.9	
Totals		0	372	59-105	.562	12-23	.522	49-58	.845	25	77	102	5.7	24	16	19	23	6	179	9.9

Games played: 18  
 Minutes/game: 20.7  
 Points/game: 9.9  
 FG Pct: 56.2  
 3FG Pct: 52.2  
 FT Pct: 84.5

Rebounds/game: 5.7  
 Assists/game: 0.9  
 Turnovers/game: 1.1  
 Assist/turnover ratio: 0.8  
 Steals/game: 0.3  
 Blocks/game: 1.3

- Collected 11 points, all in the second half, and four rebounds in win over Nebraska
- Scored 10 points in road win at #3 Ohio State

#### Personal Bests

**Points:** 19 vs. Penn, 11/22/13  
**Rebounds:** 11 vs. Md. Eastern Shore, 11/14/13  
**FGM:** 6, 2x, last vs. Ark-Pine Bluff, 12/22/13  
**FGA:** 10 vs. Iowa State 12/13/13  
**3-pt FG:** 3, vs. Ark-Pine Bluff, 12/22/13  
**3-pt FGA:** 4, vs. Ark-Pine Bluff, 12/22/13  
**FTM:** 8 vs. Notre Dame, 12/3/13  
**FTA:** 10 vs. Notre Dame, 12/3/13  
**Assists:** 3, 2x, last vs. Ark-Pine Bluff, 12/22/13  
**Steals:** 1, 4x, last vs. Ark-Pine Bluff, 12/22/13  
**Blocks:** 4 vs. UNC Wilmington, 11/8/13  
**Minutes:** 26, 2x, last at Ohio State, 1/12/14

#### CAREER STATISTICS

YEAR	G/GS	FG-A	PCT	3-PT	PCT	FT-A	PCT	RB	AVG	PF-FO	AS	TO	BK	ST	PTS	AVG
Soph.	18/0	59-105	.562	12-23	.522	49-58	.845	102	5.7	24-0	16	19	23	6	179	9.9



# IOWA HAWKEYE BASKETBALL

## Updated Iowa Player Bio

### Aaron White



# 30

**Jr., 6-9, 220, Forward  
Strongsville, Ohio  
Strongsville HS**

- Made 22 of his last 23 free throws (.956) the last three games, including making 10 against Northwestern (Jan. 9) and Minnesota (Jan. 19)
- Shooting 19 percent better from the field this year compared to his sophomore campaign
- Ranks 28th in Iowa career scoring (1,129 points)
- Averaged 16.1 points and 7.7 rebounds the last seven outings
- Netted career points No. 1,000 against Notre Dame on Dec. 3
- Scored in double figures in 12-of-18 games this season and 56 career times
- Has 11 career double-doubles, including three this season (Nebraska-Omaha, Iowa State and Northwestern)
- Ranks first in the Big Ten in field goal percentage (.659), third in free throw percentage (.857), 11th in rebounding (6.6), and 13th in scoring (14.0)
- Tallied 20+ points in back-to-back games (Nebraska-Omaha and UMES)
- Averaged 12 points & 4.3 boards at Battle 4 Atlantis
- Scored a game-high 17 points and grabbed four boards in win over UTEP
- Netted nine points against Villanova
- Amassed 20 points, seven rebounds and seven assists in win over Notre Dame, becoming the first Hawkeye to post those numbers in a game since Jake Kelly in the 2008-09 season
- First Hawkeye in 10 years to amass 25 points and 17 rebounds in a single-game when he accomplished the feat at #16 Iowa State

### 2013-14 Game-by-Game

Opponent	Date	gs	min	Total		3-Pointers		Free throws		Rebounds				pf	a	t/o	blk	stl	pts	avg	
				fg-fga	pct	3fg-fga	pct	ft-fa	pct	off	def	tot	avg								
UNC WILMINGTON	11/08/13	*	19	4-6	.667	0-0	.000	2-2	1.000	0	6	6	6.0	0	2	2	0	1	10	10.0	
NEBRASKA-OMAHA	11/10/13	*	33	5-10	.500	0-2	.000	10-12	.833	4	11	15	10.5	2	2	4	0	1	20	15.0	
MD. EASTERN SHORE	11/14/13	*	17	9-10	.900	0-1	.000	4-5	.800	0	3	3	8.0	0	2	2	0	1	22	17.3	
ABILENE CHRISTIAN	11/17/13	*	17	4-5	.800	0-0	.000	1-1	1.000	0	7	7	7.8	1	3	2	0	1	9	15.3	
PENN	11/22/13	*	22	2-6	.333	0-0	.000	3-5	.600	2	5	7	7.6	0	0	0	0	1	7	13.6	
vs Xavier	11/28/13	*	34	3-7	.429	0-2	.000	4-5	.800	2	4	6	7.3	0	3	3	2	0	10	13.0	
vs UTEP	11/29/13	*	19	5-6	.833	0-0	.000	7-7	1.000	1	3	4	6.9	0	1	0	1	0	17	13.6	
vs Villanova	11/30/13	*	30	2-4	.500	1-1	1.000	4-5	.800	1	2	3	6.4	5	2	5	0	1	9	13.0	
NOTRE DAME	12/03/13	*	36	7-9	.778	0-0	.000	6-6	1.000	3	4	7	6.4	1	7	2	1	0	20	13.8	
vs Drake	12/07/13	*	22	3-5	.600	0-1	.000	1-2	.500	2	0	2	6.0	2	2	1	1	0	7	13.1	
FAIRLEIGH DICKINSON	12/09/13	*	16	3-4	.750	0-0	.000	2-2	1.000	1	1	2	5.6	1	3	1	0	3	8	12.6	
at Iowa State	12/13/13	*	32	11-15	.733	1-1	1.000	2-2	1.000	5	12	17	6.6	2	1	3	1	1	25	13.7	
ARKANSAS PINE BLUFF	12/22/13	*	8	3-3	1.000	0-0	.000	2-2	1.000	0	2	2	6.2	0	0	0	0	1	8	13.2	
NEBRASKA	12/31/13	*	37	5-10	.500	1-3	.333	2-4	.500	0	7	7	6.3	2	2	1	0	2	13	13.2	
at Wisconsin	01/05/14	*	31	3-5	.600	0-0	.000	6-8	.750	2	6	8	6.4	0	0	1	2	0	12	13.1	
NORTHWESTERN	01/09/14	*	30	4-7	.571	0-0	.000	10-10	1.000	2	8	10	6.6	1	5	4	0	1	18	13.4	
at Ohio State	01/12/14	*	32	8-12	.667	1-1	1.000	2-2	1.000	2	4	6	6.6	0	2	1	2	0	19	13.8	
MINNESOTA	01/19/14	*	23	4-5	.800	0-0	.000	10-11	.909	1	3	4	6.4	2	2	0	0	1	18	14.0	
<b>Totals</b>			18	458	85-129	.659	4-12	.333	78-91	.857	28	88	116	6.4	19	39	32	10	15	252	14.0

Games played: 18  
Minutes/game: 25.4  
Points/game: 14.0  
FG Pct: 65.9  
3FG Pct: 33.3  
FT Pct: 85.7

Rebounds/game: 6.4  
Assists/game: 2.2  
Turnovers/game: 1.8  
Assist/turnover ratio: 1.2  
Steals/game: 0.8  
Blocks/game: 0.6

- Collected a team-high two steals to go along with 13 points and seven rebounds in win over Nebraska
- Posted 12 points and cleared eight boards at #4 Wisconsin
- Tallied 18 points, bolstered by 10-of-10 shooting from the free throw line, and snagged 10 boards in home win over Northwestern
- Scored 19 points and grabbed six rebounds in road win at #3 Ohio State
- Netted all 18 of his points in the second half in home win over Minnesota

#### Personal Bests

**Points:** 27 vs. Penn State, 1/31/13  
**Rebounds:** 17 at Iowa State, 12/13/13  
**FGM:** 11 at Iowa State, 12/13/13  
**FGA:** 17 at Oregon, 3/18/12  
**3-pt FG:** 2, 5x, last at Purdue, 1/27/13  
**3-pt FGA:** 5 at Oregon, 3/18/13  
**FTM:** 13 vs. Wisconsin, 1/19/13  
**FTA:** 15 vs. Wisconsin, 1/19/13  
**Assists:** 7 vs. Notre Dame, 12/3/13  
**Steals:** 4, 2x, last at Indiana, 3/2/13  
**Blocks:** 3, 3x, last vs. Minnesota, 2/17/13  
**Minutes:** 37 vs. Nebraska, 12/31/13

#### CAREER STATISTICS

YEAR	G/GS	FG-A	PCT	3-PT	PCT	FT-A	PCT	RB	AVG	PF-FO	AS	TO	BK	ST	PTS	AVG
Fresh.	35/14	136-270	.504	17-61	.279	100-143	.699	199	5.7	73-2	31	49	23	31	389	11.1
Soph.	38/38	140-299	.468	15-66	.234	193-258	.748	234	6.2	54-0	51	62	27	41	488	12.8
Junior	18/18	85-129	.659	4-12	.333	78-91	.857	116	6.4	19-1	39	32	10	15	252	14.0
<b>TOTALS</b>	<b>91/70</b>	<b>361-698</b>	<b>.517</b>	<b>36-139</b>	<b>.259</b>	<b>371-492</b>	<b>.754</b>	<b>549</b>	<b>6.0</b>	<b>146-3</b>	<b>121</b>	<b>143</b>	<b>60</b>	<b>87</b>	<b>1,129</b>	<b>12.4</b>



# IOWA HAWKEYE BASKETBALL

## Updated Iowa Player Bio

### Adam Woodbury



# 34

**So., 7-1, 245, Center**  
**Sioux City, Iowa**  
**East HS**

- Grabbed three rebounds in each of the last four games
- Scored 10 points twice this season (Northwestern and Pine Bluff)
- Missed only eight free throws this season (23-of-31) -- improved his free throw percentage by 23 percent this season compared to last year
- Scored five or more points 11 times this year
- Started all 56 games of his career, 38 as a freshman
- Netted seven points (3-3 FG, 1-1 FT) against Villanova
- Collected six points and six rebounds in win over Drake
- Scored eight points and snagged three rebounds in win over FDU
- Snagged a career-high 11 rebounds and equaled a personal-best two steals at #16 Iowa State
- Tallied a season-high 10 points to go along with career bests in assists (4) and steals (2) in win over Arkansas-Pine Bluff

### 2013-14 Game-by-Game

Opponent	Date	qs	min	Total		3-Pointers		Free throws		Rebounds				pf	a	t/o	blk	stl	pts	avg	
				fg-fga	pct	3fg-fga	pct	ft-fa	pct	off	def	tot	avg								
UNC WILMINGTON	11/08/13	*	13	2-6	.333	0-0	.000	0-1	.000	1	4	5	5.0	4	1	0	1	0	4	4.0	
NEBRASKA-OMAHA	11/10/13	*	11	2-4	.500	0-0	.000	1-2	.500	2	1	3	4.0	1	1	3	1	0	5	4.5	
MD. EASTERN SHORE	11/14/13	*	19	1-3	.333	0-0	.000	2-2	1.000	1	5	6	4.7	2	0	1	1	0	4	4.3	
ABILENE CHRISTIAN	11/17/13	*	18	3-4	.750	0-0	.000	3-3	1.000	1	2	3	4.3	3	2	0	0	1	9	5.5	
PENN	11/22/13	*	20	2-6	.333	0-0	.000	2-3	.667	5	3	8	5.0	3	1	0	0	0	6	5.6	
vs Xavier	11/28/13	*	11	1-2	.500	0-0	.000	0-0	.000	1	0	1	4.3	5	1	2	0	0	2	5.0	
vs UTEP	11/29/13	*	14	1-4	.250	0-0	.000	0-0	.000	1	1	2	4.0	4	0	0	0	0	2	4.6	
vs Villanova	11/30/13	*	15	3-3	1.000	0-0	.000	1-1	1.000	0	1	1	3.6	1	0	1	0	0	7	4.9	
NOTRE DAME	12/03/13	*	15	2-3	.667	0-0	.000	2-2	1.000	1	2	3	3.6	1	3	3	0	0	6	5.0	
vs Drake	12/07/13	*	18	2-5	.400	0-0	.000	2-4	.500	3	3	6	3.8	2	1	0	0	1	6	5.1	
FAIRLEIGH DICKINSON	12/09/13	*	19	4-8	.500	0-0	.000	0-1	.000	2	1	3	3.7	3	1	0	1	0	8	5.4	
at Iowa State	12/13/13	*	25	2-5	.400	0-0	.000	1-2	.500	3	8	11	4.3	5	2	1	0	2	5	5.3	
ARKANSAS PINE BLUFF	12/22/13	*	18	3-4	.750	0-0	.000	4-4	1.000	2	2	4	4.3	2	4	2	0	2	10	5.7	
NEBRASKA	12/31/13	*	15	4-5	.800	0-0	.000	0-0	.000	2	2	4	4.3	1	1	1	1	0	8	5.9	
at Wisconsin	01/05/14	*	13	1-2	.500	0-0	.000	1-2	.500	1	2	3	4.2	4	0	0	1	1	3	5.7	
NORTHWESTERN	01/09/14	*	19	4-7	.571	0-0	.000	2-2	1.000	1	2	3	4.1	2	0	4	0	1	10	5.9	
at Ohio State	01/12/14	*	14	0-2	.000	0-0	.000	2-2	1.000	1	2	3	4.1	4	0	0	0	0	2	5.7	
MINNESOTA	01/19/14	*	10	0-2	.000	0-0	.000	0-0	.000	1	2	3	4.0	1	0	1	0	0	0	5.4	
<b>Totals</b>			<b>18</b>	<b>287</b>	<b>37-75</b>	<b>.493</b>	<b>0-0</b>	<b>.000</b>	<b>23-31</b>	<b>.742</b>	<b>29</b>	<b>43</b>	<b>72</b>	<b>4.0</b>	<b>48</b>	<b>18</b>	<b>19</b>	<b>6</b>	<b>8</b>	<b>97</b>	<b>5.4</b>

Games played: 18  
 Minutes/game: 15.9  
 Points/game: 5.4  
 FG Pct: 49.3  
 FT Pct: 74.2

Rebounds/game: 4.0  
 Assists/game: 1.0  
 Turnovers/game: 1.1  
 Assist/turnover ratio: 0.9  
 Steals/game: 0.4  
 Blocks/game: 0.3

- Had eight points and four rebounds in win over Nebraska
- Netted 10 points and grabbed three rebounds in home win over Northwestern

#### Personal Bests

**Points:** 13 vs. A&M-CC, 12/1/12  
**Rebounds:** 11 at Iowa State, 12/13/13  
**FGM:** 6 vs. Nebraska, 3/9/13  
**FGA:** 8, 2x, last vs. Maryland, 4/2/13  
**FTM:** 4, vs. Ark-Pine Bluff, 12/22/13  
**FTA:** 5 at Virginia Tech, 11/27/12  
**Assists:** 4 vs. Ark-Pine Bluff, 12/22/13  
**Steals:** 2, 6x, last vs. Ark-Pine Bluff, 12/22/13  
**Blocks:** 3, 3x, last vs. Penn State, 1/31/13  
**Minutes:** 29 vs. Maryland, 4/2/13

#### CAREER STATISTICS

YEAR	G/GS	FG-A	PCT	3-PT	PCT	FT-A	PCT	RB	AVG	PF-FO	AS	TO	BK	ST	PTS	AVG
Fresh.	38/38	81-166	.488	0-0	.000	26-51	.510	181	4.8	96-1	22	48	29	16	188	4.9
Soph.	18/18	37-75	.493	0-0	.000	23-31	.742	72	4.0	48-2	18	19	6	8	97	5.4
<b>TOTALS</b>	<b>56/56</b>	<b>118-241</b>	<b>.490</b>	<b>0-0</b>	<b>.000</b>	<b>49-82</b>	<b>.598</b>	<b>253</b>	<b>4.5</b>	<b>144-3</b>	<b>40</b>	<b>67</b>	<b>35</b>	<b>24</b>	<b>285</b>	<b>5.1</b>



# IOWA HAWKEYE BASKETBALL

## Game-by-Game Results

Overall: 15-3      Big Ten: 4-1      Home: 11-0      Away: 1-2      Neutral: 3-1

Date	Opponent	Result	Attend.	Top Scorer	Top Rebounder
Nov. 8	UNC Wilmington	W, 82-39	15,293	14, Jarrod Uthoff	7, McCabe, Uthoff, Olaseni
Nov. 10	Nebraska-Omaha	W, 83-75	14,271	20, Aaron White	15, Aaron White
Nov. 14	Maryland Eastern Shore	W, 109-63	13,374	22, Aaron White	11, Jarrod Uthoff
Nov. 17	Abilene Christian	W, 103-41	14,733	27, Roy Devyn Marble	7, Aaron White
Nov. 22	Penn	W, 86-55	15,400	19, Jarrod Uthoff	8, Adam Woodbury
^ Nov. 28	vs. Xavier	W, 77-74 OT	2,258	30, Roy Devyn Marble	11, Gabriel Olaseni
^ Nov. 29	vs. UTEP	W, 89-53	2,664	17, Aaron White	10, Jarrod Uthoff
^ Nov. 30	vs. Villanova	L, 83-88	2,593	24, Roy Devyn Marble	6, Melsahn Basabe
\$ Dec. 3	Notre Dame	W, 98-93	15,400	20, Aaron White	7, Aaron White
# Dec. 7	vs. Drake	W, 83-66	14,512	15, Melsahn Basabe	9, Jarrod Uthoff
Dec. 9	Fairleigh Dickinson	W, 92-59	13,501	14, Gabriel Olaseni	11, Melsahn Basabe
+ Dec. 13	at #16 Iowa State	L, 82-85	14,384	25, Aaron White	17, Aaron White
Dec. 22	Arkansas-Pine Bluff	W, 86-61	15,400	16, Jarrod Uthoff	7, Zach McCabe
* Dec. 31	Nebraska	W, 67-57	15,400	15, Roy Devyn Marble	8, Roy Devyn Marble
* Jan. 5	at #4 Wisconsin	L, 71-75	17,249	27, Roy Devyn Marble	9, Melsahn Basabe
* Jan. 9	Northwestern	W, 93-67	14,016	18, Aaron White	10, Basabe, White
* Jan. 12	at #3 Ohio State	W, 84-74	18,809	22, Roy Devyn Marble	10, Melsahn Basabe
* Jan. 19	Minnesota	W, 94-73	15,400	18, Aaron White	7, Basabe, Olaseni

^ - Battle 4 Atlantis -- Paradise Island, Bahamas

\$ - Big Ten / ACC Challenge

+ - Iowa Corn Cy-Hawk Series

# - Hy-Vee Big Four Classic -- Des Moines, Iowa

\* - Big Ten Conference Game

% - Big Ten Tournament -- Indianapolis

Attendance Summary	Games	Totals	Average
Home	11	162,188	14,744
Away	3	50,442	16,814
Neutral	4	22,027	5,506
<b>Totals</b>	<b>18</b>	<b>234,657</b>	<b>13,037</b>



# IOWA HAWKEYE BASKETBALL

## Game-by-Game Statistics

Team	Score	FG-A	PCT	3-PT. FG	PCT	FT-A	PCT	REB	PF	AS	TO	BS	ST
at Iowa	82	31-67	.463	4-12	.333	16-24	.667	56	10	19	10	12	7
UNC-Wilmington	39	16-72	.222	2-23	.087	5-10	.500	43	20	6	14	1	6
at Iowa	83	21-56	.375	3-14	.214	38-49	.776	49	15	12	18	7	7
Nebraska-Omaha	75	28-71	.394	8-28	.286	11-16	.688	37	30	14	16	2	11
at Iowa	109	35-68	.515	7-17	.412	32-43	.744	57	18	24	12	6	8
Maryland Eastern Shore	63	24-75	.320	4-25	.160	11-18	.611	37	27	9	15	1	8
at Iowa	103	38-61	.623	9-21	.429	18-22	.818	36	10	25	5	5	11
Abilene Christian	41	14-54	.259	3-23	.130	10-12	.833	30	21	6	19	0	3
at Iowa	86	26-66	.394	6-18	.333	28-40	.700	44	17	11	10	5	14
Penn	55	21-58	.362	3-23	.130	10-16	.625	41	29	15	25	4	2
Iowa	77	24-68	.353	6-23	.261	23-34	.676	45	23	17	12	8	6
vs. Xavier	74	25-64	.391	6-24	.250	18-28	.643	49	27	12	19	6	4
Iowa	89	31-59	.525	9-16	.563	18-22	.818	46	17	22	5	4	2
vs. UTEP	53	18-52	.346	5-22	.227	12-21	.571	24	17	11	7	2	4
Iowa	83	29-69	.420	11-24	.458	14-21	.667	36	28	18	17	6	8
vs. Villanova	88	27-63	.429	14-38	.368	20-30	.667	48	19	14	20	7	5
at Iowa	98	33-58	.569	7-13	.538	25-29	.862	36	15	20	12	5	3
Notre Dame	93	35-68	.515	8-17	.471	15-19	.789	26	22	20	7	2	7
Iowa	83	29-64	.453	3-18	.167	22-30	.733	47	15	11	5	6	5
vs. Drake	66	23-58	.397	12-29	.414	8-10	.800	28	21	13	9	1	3
at Iowa	92	34-70	.486	4-11	.364	20-27	.741	54	13	19	8	3	8
Fairleigh Dickinson	59	21-65	.323	7-22	.318	10-14	.714	32	22	11	10	8	7
Iowa	82	32-69	.464	4-17	.235	14-21	.667	49	27	19	11	1	6
at #16 Iowa State	85	28-59	.475	6-17	.353	23-36	.639	35	20	19	10	2	5
at Iowa	86	29-47	.617	10-17	.588	18-27	.667	42	12	22	27	4	10
Arkansas-Pine Bluff	61	22-65	.338	8-26	.308	9-17	.529	27	20	14	18	2	19
at Iowa	67	22-48	.458	1-6	.167	22-39	.564	42	17	10	15	8	6
Nebraska	57	20-67	.299	5-18	.278	12-18	.667	44	28	9	12	1	10
Iowa	71	25-64	.391	4-10	.400	17-25	.680	42	23	10	10	5	7
at #4 Wisconsin	75	20-53	.377	10-22	.455	25-35	.714	35	22	11	12	6	2
at Iowa	93	29-51	.569	8-14	.571	27-36	.750	41	20	22	15	6	10
Northwestern	67	23-59	.390	5-24	.208	16-25	.640	28	28	4	13	2	6
Iowa	84	29-61	.475	5-17	.294	21-26	.808	40	18	14	10	4	5
at #3 Ohio State	74	25-56	.446	7-21	.333	17-24	.708	31	22	15	17	1	8
at Iowa	94	29-59	.492	9-20	.450	27-37	.730	40	21	12	10	1	6
Minnesota	73	26-58	.448	5-16	.313	16-24	.667	33	29	11	13	5	7





# IOWA HAWKEYE BASKETBALL

## Season & Career Bests

### Season Bests

Player	Points	3-Pointers	Rebounds	Assists	Blocks	Steals
Melsahn Basabe	16, Northwestern	- - -	11, FDU	1, twice	3, Nebraska	3, Villanova
Anthony Clemmons	11, Omaha	2, UA-Pine Bluff	4, UTEP	7, Xavier	2, Omaha	1, nine times
Kyle Denning	3, twice	1, twice	1, three times	2, ACU	- - -	1, ACU
Mike Gesell	11, three times	2, four times	5, twice	7, three times	1, twice	3, Wisconsin
Peter Jok	15, ACU	3, ACU	7, Drake	4, twice	1, twice	2, ACU
Roy Devyn Marble	30, Xavier	4, twice	8, Nebraska	6, three times	2, Ohio State	6, Penn
Zach McCabe	14, twice	4, Villanova	7, UNCW	3, three times	- - -	3, Minnesota
Kyle Meyer	3, UMES	1, UMES	7, UMES	2, UMES	1, Northwestern	1, ACU
Josh Oglesby	17, Minnesota	5, Minnesota	3, twice	2, UA-Pine Bluff	1, Nebraska	1, UA-Pine Bluff
Gabriel Olaseni	14, FDU	- - -	11, Xavier	2, twice	5, UNCW	1, four times
Darius Stokes	2, UMES	- - -	2, Penn	- - -	- - -	- - -
Okey Ukah	2, UTEP	- - -	2, twice	- - -	1, UMES	- - -
Jarrold Uthoff	19, Penn	3, UA-Pine Bluff	11, UMES	3, twice	4, UNCW	1, six times
Aaron White	25, Iowa State	1, three times	17, Iowa State	7, Notre Dame	2, Wisconsin	3, FDU
Adam Woodbury	10, twice	- - -	11, Iowa State	4, UA-Pine Bluff	2, Xavier	2, twice

### Career Bests

Player	Points	3-Pointers	Rebounds	Assists	Blocks	Steals
Melsahn Basabe	25, Michigan, '11	- - -	14, Iowa State, '10	2, four times	7, Iowa State, '10	3, Villanova, '13
Anthony Clemmons	14, Iowa State, '12	2, four times	4, four times	9, Coppin St., '12	2, Omaha, '13	3, three times
Kyle Denning	6, SCSU, '12	2, SCSU, '12	1, twice	2, twice	- - -	1, twice
Mike Gesell	23, UNI, '12	4, UNI, '12	6, twice	8, SCSU	1, twelve times	4, Minnesota, '13
Peter Jok	15, ACU, '13	3, ACU, '13	7, Drake, '13	4, twice	1, ACU, '13	2, ACU, '13
Roy Devyn Marble	31, Oregon, '12	7, Oregon, '12	9, Indiana, '12	8, Wisconsin, '12	3, Boise State, '11	6, Penn, '13
Zach McCabe	20, three times	4, four times	10, Minnesota, '12	4, Minnesota, '12	2, twice	4, five times
Kyle Meyer	3, UMES, '13	1, UMES, '13	7, UMES, '13	2, UMES, '13	1, Northwestern, '14	1, ACU, '13
Josh Oglesby	24, Indiana, '12	6, Indiana, '12	5, twice	4, two times	2, Wichita St., '12	2, three times
Gabriel Olaseni	14, twice	- - -	11, Xavier, '13	3, Nebraska	7, Illinois, '13	2, twice
Okey Ukah	2, UTEP, '13	- - -	2, twice	- - -	1, UMES, '13	- - -
Jarrold Uthoff	19, Penn, '13	3, UAPB, '13	11, UMES, '13	3, twice	4, UNCW, '13	1, six times
Darius Stokes	2, six times	- - -	5, SCSU, '12	1, three times	1, four times	1, Clemson, '11
Aaron White	27, Penn State, '13	2, four times	17, Iowa State, '13	7, Notre Dame, '13	3, three times	4, twice
Adam Woodbury	13, A&M-CC, '12	- - -	11, Iowa State, '13	4, UA-Pine Bluff, '13	3, three times	2, six times



# IOWA HAWKEYE BASKETBALL

## Season Highs And Lows/Specialty Statistics

CATEGORY	IOWA		OPPONENTS	
<u>Points</u>	High	109	Md. Eastern Shore	93
	Low	67	Nebraska	39
<u>FG Made</u>	High	38	Abilene Christian	35
	Low	21	Nebraska-Omaha	14
<u>FG Att.</u>	High	70	Fairleigh Dickinson	75
	Low	48	Nebraska	52
<u>FG%</u>	High	.623	Abilene Christian	.515
	Low	.353	Xavier	.222
<u>3FG Made</u>	High	11	Villanova	14
	Low	1	Nebraska	2
<u>3FG Att.</u>	High	24	Villanova	38
	Low	6	Nebraska	16
<u>3FG%</u>	High	.588	Arkansas-Pine Bluff	.471
	Low	.167	Drake/Nebraska	.087
<u>FTM</u>	High	38	Nebraska-Omaha	25
	Low	14	Villanova/Iowa State	5
<u>FTA</u>	High	49	Nebraska-Omaha	36
	Low	21	Villanova/Iowa State	10
<u>FT% (min. 10)</u>	High	.862	Notre Dame	.833
	Low	.564	Nebraska	.500
<u>Off. Reb.</u>	High	20	Nebraska-Omaha/Xavier	19
	Low	5	Abilene Christian	6
<u>Def. Reb.</u>	High	40	UNC Wilmington	32
	Low	24	Notre Dame	12
<u>Total Reb.</u>	High	57	Md. Eastern Shore	49
	Low	36	Three teams	24
<u>Assists</u>	High	25	Abilene Christian	20
	Low	10	Nebraska/Wisconsin	4
<u>Steals</u>	High	14	Penn	19
	Low	2	UTEP	2
<u>Blocks</u>	High	12	UNC Wilmington	8
	Low	1	Iowa State/Minnesota	0
<u>Turnovers</u>	High	27	Arkansas-Pine Bluff	25
	Low	5	Abilene Christian/UTEP/Drake	7
<u>Fouls</u>	High	28	Villanova	30
	Low	10	UNCW/Abilene Christian	17

### GAME-BY-GAME SPECIALTY STATS

Date	Opponent	Pts. Off		Pts. in		2nd	Bench
		TO's	Paint	Chance	Points		
11/8	UNC-Wilmington	16-7	42-16	14-10	49-16		
11/10	Nebraska-Omaha	17-23	30-26	13-19	35-15		
11/14	Md.-Eastern Shore	18-21	44-30	16-16	53-19		
11/17	Abilene Christian	29-4	46-16	9-5	51-16		
11/22	Penn	30-10	30-30	13-14	45-12		
11/28	vs. Xavier	22-19	29-38	23-12	24-20		
11/29	vs. UTEP	14-2	35-24	14-7	48-24		
11/30	vs. Villanova	24-16	30-24	6-17	31-36		
12/3	Notre Dame	4-20	38-50	12-15	39-7		
12/7	vs. Drake	13-5	42-12	29-5	39-7		
12/9	Fairleigh Dickinson	13-6	54-26	24-5	51-28		
12/13	at #16 Iowa State	13-12	46-42	13-12	18-19		
12/22	Arkansas-Pine Bluff	18-20	32-28	15-7	47-24		
12/31	Nebraska	13-13	38-22	11-15	19-12		
1/5	at #4 Wisconsin	10-6	36-12	23-7	18-16		
1/9	Northwestern	16-12	34-26	9-12	25-27		
1/12	at #3 Ohio State	27-11	44-32	7-14	19-23		
1/19	Minnesota	27-15	28-34	21-14	43-18		

## IOWA AND OPPONENT INDIVIDUAL HIGH PERFORMANCES

CATEGORY	IOWA	OPPONENTS
<u>Points</u>	30	Garrick Sherman (Notre Dame)
<u>Field Goals Made</u>	11 (11-15)	Garrick Sherman (Notre Dame)
<u>Field Goals Attempted</u>	24	Isaac Smith (Md. Eastern Shore)
<u>Field Goal Percentage (min. 5 made)</u>	.900 (9-10)	Cedrick Williams (UNCW)
<u>3-Point Field Goals Made</u>	5 (5-7)	Chris Caird (Drake)
<u>3-Point Field Goals Attempted</u>	10 (4-10)	CJ Carter (Nebraska-Omaha)
<u>3-Point Field Goals Pct. (min. 4 made)</u>	.800 (4-5)	Eric Atkins (Notre Dame)
<u>Free Throws Made</u>	11 (11-14)	Two Players
<u>Free Throws Attempted</u>	14 (11-14)	Georges Niang (Iowa State)
<u>Free Throw Pct. (min. 7 made)</u>	1.00 (10-10)	Andre Hollins (Minnesota)
<u>Offensive Rebounds</u>	7	Walter Pitchford (Nebraska)
<u>Defensive Rebounds</u>	12	Dustin Hogue (Iowa State)
<u>Total Rebounds</u>	17	Dustin Hogue (Iowa State)
<u>Assists</u>	7	Jerian Grant (Notre Dame)
<u>Steals</u>	6	Austin Hollins (Minnesota)
<u>Blocks</u>	5	Two players
<u>Turnovers</u>	5	Traevon Jackson



# IOWA HAWKEYE BASKETBALL

***The Last Time...***

## **The Last Time a Player . . .**

### ***Had 30 or more points***

Iowa -- 30, Roy Devyn Marble, Xavier, 11/28/13  
Opponent -- 30, Tim Hardaway Jr., Michigan, 2/19/11

### ***Made at least 90% of his FGA (10 att.)***

Iowa -- .909 (9-10), Luke Recker vs. Purdue, 3/07/02  
Opponent -- .900 (9-10), E.J. Singler, Oregon, 3/18/12

### ***Made 100% of his FTA (10 att.)***

Iowa -- 1.000 (10-10), Aaron White vs. Northwestern, 1/9/14  
Opponent -- 1.000 (10-10), Morris Smith IV, UTSA, 11/15/09

### ***Had 15 or more rebounds***

Iowa -- 17, Aaron White vs. Iowa State, 12/13/13  
Opponent -- 16, Dustin Hogue, Iowa State, 12/13/13

### ***Had 10 or more assists***

Iowa -- 11, Bryce Cartwright vs. Oregon, 3/18/12  
Opponent -- 10, Jerian Grant, Notre Dame, 12/3/13

### ***Had 5 or more blocks***

Iowa -- 5, Gabriel Olaseni vs. UNC Wilmington, 11/8/13  
Opponent -- 5, Austin Isaiah, Baylor, 4/4/13

### ***Had 5 or more steals***

Iowa -- 6, Roy Devyn Marble, 11/22/13  
Opponent -- 5, Austin Hollins, Minnesota, 1/19/14

## **The Last Time a Team . . .**

### ***Scored 100 or more points***

Iowa -- 103 vs. Abilene Christian, 11/17/13  
Opponent -- 108 by Oregon, 3/18/12

### ***Scored 40 or fewer points***

Iowa -- 40 at Wisconsin, 3/3/10  
Opponent -- 39 by UNC Wilmington, 11/8/13

### ***Won an overtime game***

Iowa -- 77-74 (OT) vs. Xavier, 11/28/13  
Opponent -- 88-83 (OT), Villanova, 11/30/13

### ***Made at least 60% of its FGA (20 att.)***

Iowa -- .617 (29-47) vs. Arkansas-Pine Bluff, 12/22/13  
Opponent -- .617 (37-60) by Michigan State, 1/10/2012

### ***Made at least 50% of its 3-pt. FGA (8 att.)***

Iowa -- .571 (8-14) vs. Northwestern, 1/9/14  
Opponent -- .520 (13-25) by Northwestern, 2/9/12

### ***Made at least 90% of its FTA (10 att.)***

Iowa -- 1.000 (15-15) vs. Virginia, 3/27/13  
Opponents -- .909 (10-11) by Indiana State, 2/20/13



# IOWA HAWKEYE BASKETBALL

## 2013-14 Iowa Record When . . .

When playing at home:	11-0	When leading at the half:	12-3	When wearing White:	7-0
When playing on the road:	1-2	When trailing at the half:	3-0	When wearing Black:	5-3
When playing on a neutral court:	3-1	When tied at the half:	0-0	When wearing Gold:	3-0
When Iowa scores 100 points or more:	2-0	Iowa field goal percentage at home:	327-651	.502	
When Iowa scores 90-99 points:	4-0	Iowa field goal percentage on road:	195-449	.434	
When Iowa scores 80-89 points:	7-2	Iowa 3-point percentage at home:	68-163	.417	
When Iowa scores 70-79 points:	1-1	Iowa 3-point percentage on road:	42-125	.336	
When Iowa scores under 70 points:	1-0	Iowa free throw percentage at home:	271-373	.727	
		Iowa free throw percentage on road:	129-179	.721	
When opponent scores 100 points or more:	0-0	On Sunday:	5-1		
When opponent scores 90-99 points:	1-0	On Monday:	1-0		
When opponent scores 80-89 points:	0-2	On Tuesday:	2-0		
When opponent scores 70-79 points:	4-1	On Wednesday:	0-0		
When opponent scores 60-69 points:	4-0	On Thursday:	3-0		
When opponent scores fewer than 60 points:	6-0	On Friday:	3-1		
When Iowa shoots at least 50% from the field:	6-0	On Saturday:	1-1		
When Iowa shoots less than 50% from the field:	9-3	On BTN:	5-1		
When opponent shoots at least 50% from the field:	1-0	On CBS:	1-0		
When opponent shoots less than 50% from the field:	14-3	On ESPN:	0-0		
When Iowa has higher FG% than opponent:	13-1	On ESPN2:	1-0		
When opponent has higher FG%:	2-2	On ESPNU:	1-1		
When FG% is equal:	0-0	On Mediacom:	2-0		
When Iowa outrebounds opponent:	12-2	On NBC SN:	2-1		
When opponent has more rebounds:	2-1	BTN.com:	0-0		
When rebounds are equal:	0-0	On CBS SN:	0-0		
When Iowa shoots at least 80% from the line:	4-0	Most Points, First Half: 56 vs. Md. Eastern Shore			
When Iowa shoots less than 80% from the line:	11-3	Fewest Points, First Half: 30 vs. Xavier/Nebraska			
When opponent shoots at least 80% from the line:	2-0	Most Points Allowed, First Half: 43, 3x, last vs. Minnesota			
When opponent shoots less than 80% from the line:	13-3	Fewest Points Allowed, First Half: 12 vs. UNC Wilmington			
When Iowa shoots more free throws than opponent:	15-0	Most Points, Second Half: 57 vs. Abilene Christian			
When opponent shoots more free throws:	0-3	Fewest Points, Second Half: 30 vs. Villanova			
When free throws attempts are equal:	0-0	Most Points Allowed, Second Half: 51 vs. Wisconsin			
When Iowa has higher FT% than opponent:	12-1	Fewest Points Allowed, Second Half: 19 vs. Abilene Christian			
When opponent has higher FT%:	3-1	Largest Halftime Advantage: 37 vs. Arkansas-Pine Bluff			
When FT% is equal:	0-1	Largest Halftime Deficit: 7 vs. Nebraska-Omaha/Xavier			
When Iowa shoots at least 50% from 3-point range:	4-0				
When Iowa shoots less than 50% from 3-point range:	11-3				
When opponent shoots at least 50% from 3-point range:	0-0				
When opponent shoots less than 50% from 3-point range:	15-3				
When Iowa has a higher 3-point FG% than opponent:	11-1				
When opponent has a higher 3-point FG%:	4-2				
When 3-point FG% is equal:	0-0				
When Iowa has more assists than opponent:	10-1				
When opponent has more assists:	4-1				
When assists are equal:	1-1				
When Iowa has fewer turnovers than opponent:	10-2				
When opponent has fewer turnovers:	5-1				
When turnovers are equal:	0-0				
When Iowa has more steals than opponent:	6-3				
When opponent has more steals:	8-0				
When steals are equal:	1-0				



# IOWA HAWKEYE BASKETBALL

## Under McCaffery... Iowa Record When . . .

When playing at home:	51-16	When leading at the half:	57-16	When wearing White:	43-17
When playing on the road:	9-28	When trailing at the half:	10-37	When wearing Black:	15-35
When playing on a neutral court:	9-9	When tied at the half:	2-0	When wearing Gold:	11-1

When Iowa scores 100 points or more:	4-0	Iowa field goal percentage at home:	1774-3832	.463
When Iowa scores 90-99 points:	8-1	Iowa field goal percentage on road:	1324-3154	.420
When Iowa scores 80-89 points:	18-3	Iowa 3-point percentage at home:	368-1067	.345
When Iowa scores 70-79 points:	21-16	Iowa 3-point percentage on road:	281-866	.324
When Iowa scores under 70 points:	18-33	Iowa free throw percentage at home:	1186-1637	.724
		Iowa free throw percentage on road:	787-1132	.695

When opponent scores 100 points or more:	0-2
When opponent scores 90-99 points:	1-5
When opponent scores 80-89 points:	0-11
When opponent scores 70-79 points:	12-22
When opponent scores 60-69 points:	22-12
When opponent scores fewer than 60 points:	34-1

On Sunday:	9-13
On Monday:	4-2
On Tuesday:	10-8
On Wednesday:	8-10
On Thursday:	9-7
On Friday:	9-6
On Saturday:	18-6

When Iowa shoots at least 50% from the field:	17-6
When Iowa shoots less than 50% from the field:	52-47
When opponent shoots at least 50% from the field:	3-25
When opponent shoots less than 50% from the field:	66-28
When Iowa has higher FG% than opponent:	61-11
When opponent has higher FG%:	8-40
When FG% is equal:	1-1

On BTN:	26-31
On CBS:	1-0
On ESPN:	2-2
On ESPN2:	7-4
On ESPNU:	7-8
On Mediacom:	10-0
On CBS SN:	1-1
On NBC SN:	2-1

When Iowa outrebounds opponent:	58-17
When opponent has more rebounds:	11-35
When rebounds are equal:	0-1

When Iowa shoots at least 80% from the line:	18-9
When Iowa shoots less than 80% from the line:	51-44
When opponent shoots at least 80% from the line:	15-11
When opponent shoots less than 80% from the line:	55-42
When Iowa shoots more free throws than opponent:	60-20
When opponent shoots more free throws:	7-32
When free throws attempts are equal:	2-1
When Iowa has higher FT% than opponent:	46-21
When opponent has higher FT%:	23-31
When FT% is equal:	0-1

Most Points, First Half: 56 vs. Md. Eastern Shore, '13
Fewest Points, First Half: 14 vs. Indiana, '13
Most Points Allowed, First Half: 55 vs. Michigan State, '12
Fewest Points Allowed, First Half: 12 vs. UNC Wilmington, '13
Most Points, Second Half: 58 vs. SIU-Edwardsville, '10
Fewest Points, Second Half: 24 vs. Wisconsin, '12
Most Points Allowed, Second Half: 61 at Oregon, '12
Fewest Points Allowed, Second Half: 16 vs. UNI, '10
Largest Halftime Advantage: 37 vs. Arkansas-Pine Bluff, '13
Largest Halftime Deficit: 22 at Michigan State, '12

When Iowa shoots at least 50% from 3-point range:	9-4
When Iowa shoots less than 50% from 3-point range:	60-49
When opponent shoots at least 50% from 3-point range:	1-10
When opponent shoots less than 50% from 3-point range:	68-43
When Iowa has a higher 3-point FG% than opponent:	45-22
When opponent has a higher 3-point FG%:	21-33
When 3-point FG% is equal:	0-1

When Iowa has more assists than opponent:	50-13
When opponent has more assists:	16-36
When assists are equal:	3-4

When Iowa has fewer turnovers than opponent:	43-19
When opponent has fewer turnovers:	21-29
When turnovers are equal:	5-5
When Iowa has more steals than opponent:	40-25
When opponent has more steals:	23-25
When steals are equal:	6-2



# IOWA HAWKEYE BASKETBALL

## Iowa Superlatives Under McCaffery

### TEAM

#### Most Points Scored

1. 111 – SIU Edwardsville (11/26/10)
2. **109 -- Md. Eastern Shore (11/14/13)**
3. **103 -- Abilene Christian (11/17/13)**
4. 105 – Central Arkansas (12/19/11)
5. **98 – Notre Dame (12/3/13)**

#### Fewest Points Allowed

1. 36 -- Howard (11/15/12)
2. **39 -- UNC Wilmington (11/8/13)**
3. 40 – Louisiana Monroe (11/16/10)
4. 41 -- Abilene Christian (11/17/13)
5. 46 -- SC State (12/19/12)

#### Field Goals Made

1. 42 – Central Arkansas (12/19/11)
2. **38 -- Abilene Christian (11/17/13)**
3. 37 – SIU Edwardsville (11/26/10)
- 37 – Oregon (3/18/12)
5. **35 -- Md. Eastern Shore (11/14/13)**

#### Field Goals Attempted

1. 79 – Oregon (3/18/12)
2. 76 – Central Arkansas (12/19/11)
- 76 -- South Dakota (12/4/12)
4. 74 -- Wisconsin (2/6/13)
5. 71 – Wake Forest (11/30/10)

#### Field Goal Percentage (20 Made)

1. .630 – Indiana (1/29/12)
2. **.623 -- Abilene Christian (11/17/13)**
3. **.617 -- Arkansas-Pine Bluff (12/22/13)**
4. .587 – SIU Edwardsville (11/26/10)
5. .577 – Indiana (1/23/11)
- .577 – Michigan St (2/2/11)

#### 3-Point Field Goals Made

1. 13 – Northern Illinois (11/17/11)
2. 12 -- Northern Iowa (12/15/12)
3. **11 -- Villanova (11/30/13)**
- 11 -- SC State (12/19/12)
5. **10 -- Arkansas-Pine Bluff (12/22/13)**
- 10 – SIU Edwardsville (11/26/10)
- 10 – Wisconsin (2/23/12)
- 10 – Mich St (3/9/12)
- 10 – Oregon (3/18/12)

#### 3-Point Field Goals Attempted

1. 28 – Minnesota (2/13/11)
2. 27 – Chicago St (11/11/11)
3. 26 – North Carolina A&T (11/14/11)
4. 25 – Northern Iowa (12/15/12)
5. 24 – Illinois (12/29/10)
- 24 -- Villanova (11/30/13)**

#### 3-Point FG Percentage (10 Made)

1. .619 (13-21) Northern Illinois (11/17/11)
2. **.588 (10-17) Arkansas-Pine Bluff (12/22/13)**
3. 556 (10-18) SIUE (11/26/10)
- .556 (10-18) Wisconsin (2/23/12)
4. **.538 (7-13) Notre Dame (12/3/13)**

#### Free Throws Made

1. **38 -- Nebraska-Omaha (11/10/13)**
2. **32 -- Md. Eastern Shore (11/14/13)**
3. 31 -- Wichita St (11/21/12)
- 31 -- Penn St (1/31/13)
5. 29 – Penn St (2/4/12)

#### Free Throws Attempted

1. **49 -- Nebraska-Omaha (11/10/13)**
2. **43 -- UM Eastern Shore (11/14/13)**
3. **40 -- Penn (11/22/13)**
4. 39 – Indiana (1/23/11)
- 39 -- Wichita St (11/21/12)
- 39 -- Penn St (1/31/13)
- 39 -- Nebraska (12/31/13)**

#### Free Throw Percentage (10 Made)

1. 1.000 (15-15) Virginia (3/27/13)
2. .917 (11-12) Michigan St (3/15/13)
3. .909 (20-22) Clemson (11/29/11)
4. .895 (17-19) South Dakota (12/4/12)
5. .880 (22-25) Iowa St (12/9/11)

#### Most Rebounds

1. **57 -- Md. Eastern Shore (11/14/13)**
2. **56 -- UNC Wilmington (11/8/13)**
- 56 – Brown (12/3/11)
- 56 -- SC State (12/19/12)
5. **54 -- Fairleigh Dickinson (12/9/13)**
- 54 -- Coppin State (12/22/12)

#### Most Assists

1. 32 – Central Arkansas (12/19/11)
2. 26 – Northern Illinois (11/17/11)
3. **25 -- Abilene Christian (11/17/13)**
4. 24 – SIU Edwardsville (11/26/10)
- 24 -- Md. Eastern Shore (11/14/13)**
6. 23 – Dayton (3/13/12)

#### Most Steals

1. 19 – SIU Edwardsville (11/26/10)
2. **14 -- Penn (11/22/13)**
- 14 – Idaho St (12/4/10)
- 14 – Chicago St (11/11/11)
5. 13 – IPFW (11/26/11)
- 13 -- UT-Pan American (11/9/12)

#### Most Blocked Shots

1. 13 -- Illinois (3/5/13)
2. **12 -- UNC Wilmington (11/8/13)**
3. 10 -- UT-Pan American (11/9/12)
4. 8 -- Purdue (1/27/13)
- 8 – Boise St (12/22/11)
- 8 -- Northwestern (3/14/13)
- 8 -- Xavier (11/28/13)**
- 8 -- Nebraska (12/31/13)**

#### Fewest Turnovers

1. **5 -- Abilene Christian (11/17/13)**
- 5 -- Drake (12/7/13)**
- 5 – Boise St (12/22/11)
- 5 -- UTEP (11/29/13)**
5. 6 – Illinois (3/8/12)

### INDIVIDUAL

#### Most Points:

1. 33 – Matt Gatens vs Wisconsin (2/23/12)
2. 31 – Roy Devyn Marble vs Oregon (3/18/12)
3. 30 – Matt Gatens vs Indiana (2/19/12)
- 30 -- Roy Devyn Marble vs. UNI (12/15/12)
- 30 -- Roy Devyn Marble vs. Xavier (11/28/13)**
5. 28 -- Roy Devyn Marble vs. Stony Brook (3/22/13)

#### Field Goals Made

1. 12 – Matt Gatens vs Wisconsin (2/23/12)
2. **11 -- Aaron White vs. Iowa State (12/13/13)**
3. 10 – Devyn Marble vs Oregon (3/18/12)
- 10 – Aaron White vs Dayton (3/13/12)
- 10 – Matt Gatens vs Indiana (2/19/12)
- 10 -- Roy Devyn Marble vs. Xavier (11/28/13)**
- 10 -- Roy Devyn Marble vs. Wisconsin (1/5/14)**

#### Field Goals Attempted

1. **24 -- Roy Devyn Marble vs. Wisconsin (1/5/14)**
2. **23 -- Roy Devyn Marble vs. Xavier (11/28/13)**
- 23 -- Roy Devyn Marble vs. Villanova (11/30/13)**
4. 21 – Matt Gatens vs Minnesota (1/16/11)
5. 19 – Bryce Cartwright vs La Tech (12/21/10)

#### 3-Point FG Made

1. 7 – Devyn Marble vs Oregon (3/18/12)
- 7 – Matt Gatens vs Wisconsin (2/23/12)
- 7 – Matt Gatens vs Indiana (2/19/12)
4. 6 -- Roy Devyn Marble vs. SCSU (12/19/12)

#### Free Throws Made

1. 14 -- Roy Devyn Marble vs. UNI (12/15/12)
2. 13 -- Aaron White vs. Wisconsin (1/19/13)
3. 12 -- Roy Devyn Marble vs. Indiana (12/31/12)
4. **11 -- Roy Devyn Marble vs. Omaha (11/10/13)**
- 11 – Matt Gatens vs Indiana (1/23/11)
- 11 -- Aaron White vs. Wichita St (11/21/12)
- 11 -- Aaron White vs. Purdue (2/27/13)

#### 3-Point Field Goals Attempted

1. 11 – Matt Gatens vs Minnesota (2/13/11)
2. 10 – Matt Gatens vs Penn St (2/4/12)
- 10 -- Roy Devyn Marble at Iowa St (12/9/11)
- 10 -- Roy Devyn Marble vs. Xavier (11/28/13)**

#### Most Rebounds:

1. **17 -- Aaron White vs. Iowa State (12/13/13)**
2. **15 -- Aaron White vs. Omaha (11/10/13)**
- 15 -- Jarryd Cole vs. UNI (12/7/10)
4. 14 -- Melsahn Basabe vs Iowa St (12/10/10)
5. 13 -- Melsahn Basabe vs Indiana (2/5/10)
- 13 -- Melsahn Basabe vs Minnesota (1/16/11)
- 13 -- Melsahn Basabe vs Ohio St (1/4/11)
- 13 -- Aaron White at Nebraska (2/23/13)
- 13 -- Melsahn Basabe vs. Nebraska (3/9/13)
- 13 -- Aaron White vs. Indiana State (3/20/13)

#### Most Assists

1. 11 -- Bryce Cartwright vs Dayton (3/13/12)
2. 10 -- Bryce Cartwright at Oregon (3/18/12)
- 10 -- Bryce Cartwright vs Mich St (2/2/11)
4. 9 -- Bryce Cartwright (four times)
- 9 -- Anthony Clemmons (12/22/12)

#### Most Steals

1. 7 -- Eric May vs SIUE (11/26/10)
2. **6 -- Roy Devyn Marble vs. Penn (11/22/13)**
- 6 -- Eric May at Wake Forest (11/30/10)
4. 5 -- Jarryd Cole at Mich St (3/2/11)
- 5 -- Matt Gatens vs Idaho St (12/4/10)

#### Most Blocks

1. 7 -- Melsahn Basabe vs. Iowa St (12/10/10)
- 7 -- Gabriel Olaseni vs. Illinois (3/5/13)
3. 6 -- Melsahn Basabe vs Ohio St (1/4/11)
4. 5 -- Melsahn Basabe vs Indiana (2/19/12)
- 5 -- Melsahn Basabe vs Nwstern (3/14/13)
- 5 -- Gabriel Olaseni vs. UNC Wilmington (11/8/13)**



## Game 1 - Iowa 82, UNC Wilmington 39

Official Basketball Box Score -- Game Totals -- Final Statistics  
**UNC Wilmington vs Iowa**  
 11/08/13 8:30 p.m. at Carver-Hawkeye Arena - Iowa City, IA

UNC Wilmington 39 • 0-1

#	Player	Total			3-Ptr			Rebounds			PF	TP	A	TO	Blk	Stl	Min
		FG-FGA	FG-FGA	FT-FTA	FG-FGA	FG-FGA	FT-FTA	Off	Def	Tot							
20	Sherwood, Dylan	f	0-4	0-2	0-0	2	4	6	1	0	0	0	0	0	0	13	
40	Williams, Cedrick	f	6-8	1-1	2-2	4	5	9	4	15	1	1	1	1	1	28	
01	Dixon, Chris	g	0-9	0-4	2-2	0	3	3	2	4	5	0	1	2	3	23	
05	Eblen, Ben	g	2-5	0-0	0-0	0	3	3	2	4	0	3	0	2	2	27	
10	Jackson, Freddie	g	1-10	0-3	0-0	2	0	2	2	0	0	0	0	0	0	22	
00	Ponder, Craig	g	0-6	0-2	0-2	0	1	1	1	0	0	0	0	0	0	14	
12	Milson, Tanner	g	0-3	0-3	0-0	0	1	1	1	0	1	1	0	0	0	16	
15	Hager, Luke	g	0-7	0-3	0-0	2	2	4	1	0	0	2	0	0	0	18	
24	Spruill, Addison	g	4-12	1-4	1-4	0	1	1	1	10	0	0	0	1	1	17	
33	Reybold, Shane	g	2-4	0-0	0-0	3	2	5	5	4	0	1	0	1	0	20	
34	Graham, Marcus	g	1-4	0-1	0-0	2	0	2	0	2	0	0	0	0	0	2	
	Team					4	2	6									
	Totals		16-72	2-23	5-10	19	24	43	20	39	6	14	1	6	2	200	

FG % 1st Half: 5-26 19.2% 2nd half: 11-46 23.9% Game: 16-72 22.2%  
 3FG % 1st Half: 1-8 12.5% 2nd half: 1-15 6.7% Game: 2-23 8.7%  
 FT % 1st Half: 1-2 50.0% 2nd half: 4-8 50.0% Game: 5-10 50.0%

Iowa 82 • 1-0

#	Player	Total			3-Ptr			Rebounds			PF	TP	A	TO	Blk	Stl	Min
		FG-FGA	FG-FGA	FT-FTA	FG-FGA	FG-FGA	FT-FTA	Off	Def	Tot							
01	Basabe, Melsahn	f	4-6	0-0	0-0	1	5	6	1	8	0	0	1	0	0	13	
30	White, Aaron	f	4-6	0-0	2-2	0	6	6	0	10	2	2	0	1	1	19	
34	Woodbury, Adam	c	2-6	0-0	0-1	1	4	5	4	4	1	0	1	0	0	13	
04	Marble, Roy Devyn	g	3-5	1-3	1-2	1	1	2	0	8	5	2	0	3	0	20	
10	Gesell, Mike	g	1-3	0-1	1-2	0	0	0	0	3	3	0	0	2	1	15	
00	Olaseni, Gabriel	g	1-8	0-0	6-8	3	4	7	1	8	0	0	5	0	0	17	
03	Jok, Peter	g	5-13	1-5	0-0	2	3	5	0	11	1	1	0	0	0	20	
05	Clemmons, Anthony	g	2-3	0-0	2-4	0	3	3	0	6	5	1	1	1	1	20	
13	Denning, Kyle	g	1-1	1-1	0-0	0	1	1	0	3	0	0	0	0	0	6	
15	McCabe, Zach	g	2-5	0-1	1-2	3	4	7	0	5	1	1	0	0	0	19	
20	Uthoff, Jarrod	g	5-8	1-1	3-3	1	6	7	1	14	0	0	4	0	0	19	
23	Ukah, Okey	g	0-0	0-0	0-0	0	1	1	0	0	0	0	0	0	0	4	
35	Stokes, Darius	g	0-1	0-0	0-0	0	0	0	0	3	0	1	0	0	0	9	
42	Meyer, Kyle	g	1-2	0-0	0-0	1	2	3	0	2	1	2	0	0	0	6	
	Team					3	0	3									
	Totals		31-67	4-12	16-24	16	40	56	10	82	19	10	12	7	7	200	

FG % 1st Half: 17-33 51.5% 2nd half: 14-34 41.2% Game: 31-67 46.3%  
 3FG % 1st Half: 2-6 33.3% 2nd half: 2-6 33.3% Game: 4-12 33.3%  
 FT % 1st Half: 12-17 70.6% 2nd half: 4-7 57.1% Game: 16-24 66.7%

Officials: Gene Statore, Paul Szcel, Rod Mrakovich  
 Technical fouls: UNC Wilmington-None. Iowa-None.  
 Attendance: 15293  
 2013-14 Season Opener  
 Fouled Out - UNC Wilmington: Reybold (07:11)

Score by periods	1st	2nd	Total
UNC Wilmington	12	27	39
Iowa	48	34	82

Points	In	Off	2nd	Fast	Bench
UNCW	16	7	10	2	16
IOWA	42	16	14	12	49

## Game 2 - Iowa 85, Nebraska-Omaha 75

Official Basketball Box Score -- Game Totals -- Final Statistics  
**Nebraska-Omaha vs Iowa**  
 11/10/13 3:55 p.m. at Carver-Hawkeye Arena - Iowa City, IA

Nebraska-Omaha 75 • 1-1

#	Player	Total			3-Ptr			Rebounds			PF	TP	A	TO	Blk	Stl	Min
		FG-FGA	FG-FGA	FT-FTA	FG-FGA	FG-FGA	FT-FTA	Off	Def	Tot							
05	Mike Rostampour	f	0-2	0-0	3-4	1	2	3	4	3	0	2	1	1	1	19	
44	John Karhoff	c	5-10	1-1	0-0	3	2	5	5	11	2	0	0	1	1	24	
03	Devin Patterson	g	4-11	1-4	4-6	1	3	4	3	13	3	4	0	4	0	30	
10	CJ Carter	g	8-21	4-14	2-2	3	1	4	3	22	1	4	0	3	3	35	
21	Justin Simmons	g	5-13	1-5	0-0	0	1	1	3	11	3	1	1	0	0	27	
01	Jalen Bradley	g	0-1	0-1	0-0	0	1	1	1	0	2	0	0	0	0	1	
12	Caleb Steffensmeier	g	0-1	0-1	0-0	0	0	0	0	2	0	2	0	0	0	12	
23	Marcus Tyus	g	2-7	1-2	0-0	1	0	1	4	5	0	0	0	0	0	15	
40	Simon Krych	g	4-5	0-0	0-0	2	1	3	1	8	0	1	0	0	0	10	
42	Matt Hagerbaumer	g	0-0	0-0	2-2	4	7	11	4	2	3	1	0	1	0	27	
	Team					2	2	4									
	Totals		28-71	8-28	11-16	17	20	37	30	75	14	16	2	11	1	200	

FG % 1st Half: 16-36 44.4% 2nd half: 12-35 34.3% Game: 28-71 39.4%  
 3FG % 1st Half: 5-14 35.7% 2nd half: 3-14 21.4% Game: 8-28 28.6%  
 FT % 1st Half: 6-6 100.0% 2nd half: 5-10 50.0% Game: 11-16 68.8%

Iowa 83 • 2-0

#	Player	Total			3-Ptr			Rebounds			PF	TP	A	TO	Blk	Stl	Min
		FG-FGA	FG-FGA	FT-FTA	FG-FGA	FG-FGA	FT-FTA	Off	Def	Tot							
01	Basabe, Melsahn	f	2-5	0-0	3-4	2	7	9	3	7	1	0	2	1	1	19	
30	White, Aaron	f	5-10	0-2	10-12	4	11	15	2	20	2	4	0	1	1	33	
34	Woodbury, Adam	c	2-4	0-0	1-2	2	1	3	1	5	1	3	1	0	0	11	
04	Marble, Roy Devyn	g	2-13	0-5	11-14	1	4	5	2	15	4	1	0	2	3	33	
10	Gesell, Mike	g	0-0	0-0	1-2	0	1	1	0	1	1	2	0	0	0	14	
00	Olaseni, Gabriel	g	0-1	0-0	0-0	0	1	0	1	2	0	0	1	1	1	13	
03	Jok, Peter	g	1-6	1-3	0-0	0	0	0	1	3	1	0	0	0	0	9	
05	Clemmons, Anthony	g	4-5	1-2	2-3	1	1	2	0	11	1	3	2	1	1	25	
15	McCabe, Zach	g	3-6	1-1	5-6	2	1	3	3	12	0	2	0	1	0	20	
20	Uthoff, Jarrod	g	2-6	0-1	5-6	4	3	7	1	9	1	2	1	0	0	23	
	Team					3	0	3									
	Totals		21-56	3-14	38-49	20	29	49	15	83	12	18	7	7	7	200	

FG % 1st Half: 10-29 34.5% 2nd half: 11-27 40.7% Game: 21-56 37.5%  
 3FG % 1st Half: 1-8 12.5% 2nd half: 2-6 33.3% Game: 3-14 21.4%  
 FT % 1st Half: 15-18 83.3% 2nd half: 23-31 74.2% Game: 38-49 77.6%

Officials: Lamont Simpson, Larry Scrotto, Bill Ek  
 Technical fouls: Nebraska-Omaha-None. Iowa-None.  
 Attendance: 14271  
 Fouled Out: Nebraska-Omaha - Karhoff (04:57)

Score by periods	1st	2nd	Total
Nebraska-Omaha	43	32	75
Iowa	36	47	83

Points	In	Off	2nd	Fast	Bench
NO	26	23	19	4	15
IOWA	30	17	13	4	35

## Game 3 - Iowa 109, Md. Eastern Shore 63

Official Basketball Box Score -- Game Totals -- Final Statistics  
**Md. Eastern Shore vs Iowa**  
 11/14/13 6 p.m. at Carver-Hawkeye Arena - Iowa City, IA

Md. Eastern Shore 63 • 1-2

#	Player	Total			3-Ptr			Rebounds			PF	TP	A	TO	Blk	Stl	Min
		FG-FGA	FG-FGA	FT-FTA	FG-FGA	FG-FGA	FT-FTA	Off	Def	Tot							
01	Johnson, Iman	f	2-4	0-0	0-2	2	4	6	5	4	0	1	0	1	0	24	
54	Ezeiru, Francis	c	3-6	0-0	2-2	2	7	9	3	8	0	1	1	0	0	26	
00	Baxter, Hakeem	g	2-10	0-3	2-2	1	0	1	5	6	0	1	0	1	0	28	
13	Smith, Isaac	g	6-24	1-8	6-8	1	2	3	0	19	1	5	0	2	2	27	
23	Snyder, Troy	g	3-7	1-4	0-0	1	2	3	1	7	0	4	0	0	0	31	
02	Pitt, Ishaq	g	1-3	0-1	0-3	1	1	2	4	2	2	0	0	0	0	10	
05	Bell, Louis	g	2-7	0-3	1-1	0	1	1	4	5	3	1	0	1	1	17	
10	Trimm, Travis	g	0-0	0-0	0-0	0	2	2	0	2	1	0	1	0	1	7	
11	Walker, Devon	g	2-7	2-5	0-0	2	0	2	1	6	0	0	0	0	0	8	
12	Randall, Shane	g	3-6	0-0	0-0	1	1	2	2	6	1	1	0	2	2	21	
35	Choice, Macelo	g	0-1	0-1	0-0	0	0	0	0	0	0	0	0	0	0	1	
	Team					5	1	6									
	Totals		24-75	4-25	11-18	16	21	37	27	63	9	15	1	8	1	200	

FG % 1st Half: 9-36 25.0% 2nd half: 15-39 38.5% Game: 24-75 32.0%  
 3FG % 1st Half: 1-11 9.1% 2nd half: 3-14 21.4% Game: 4-25 16.0%  
 FT % 1st Half: 4-4 100.0% 2nd half: 7-14 50.0% Game: 11-18 61.1%

Iowa 109 • 3-0

#	Player	Total			3-Ptr			Rebounds			PF	TP	A	TO	Blk	Stl	Min
		FG-FGA	FG-FGA	FT-FTA	FG-FGA	FG-FGA	FT-FTA	Off	Def	Tot							
01	Basabe, Melsahn	f	2-3	0-0	8-12	2	5	7	0	12	0	0	0	0	0	20	
30	White, Aaron	f	9-10	0-1	4-5	0	3	3	0	22	2	2	0	1	1	17	
34	Woodbury, Adam	c	1-3	0-0	2-2	1	5	6	2	4	0	1	1	0	0	19	
04	Marble, Roy Devyn	g	3-8	1-4	3-4	1	1	2	0	10	5	0	0	4	1	18	
10	Gesell, Mike	g															

## Game 5 - Iowa 86, Penn 55

Official Basketball Box Score -- Game Totals -- Final Statistics  
**Penn vs Iowa**  
 11/22/13 6 p.m. at Carver-Hawkeye Arena - Iowa City, IA

**Penn 55 • 1-3**

#	Player	Total		3-Ptr		Rebounds			PF	TP	A	TO	Blk	Stl	Min
		FG	FGA	FG	FGA	Off	Def	Tot							
03	Brooks, Henry	f	3-5	0-0	0-0	1	3	4	3	6	0	6	1	0	21
02	Dougherty, Fran	f	4-6	0-0	0-0	0	3	3	4	18	2	1	0	2	29
10	Nelson-Henry, Darien	c	6-9	0-0	1-3	4	2	6	4	13	1	1	2	0	19
00	Cartwright, Miles	g	1-4	0-2	4-4	0	3	3	4	6	3	4	0	0	20
01	Hicks, Tony	g	3-10	1-6	3-4	1	3	4	3	10	5	6	0	0	31
04	Lewis, Jamal	g	1-4	1-2	0-0	0	0	0	0	3	1	0	0	0	10
05	Harrell, Julian	g	2-5	1-2	0-0	1	1	2	4	5	2	2	1	0	14
13	Jones, Dylan	g	0-0	0-0	1-2	0	1	1	1	1	0	1	0	0	7
15	Crocker, Camryn	g	1-2	0-1	1-1	0	0	0	3	3	0	1	0	0	12
20	Jok, Dau	g	0-6	0-6	0-0	1	1	2	0	0	0	1	0	0	15
21	Gunter, Cameron	g	0-1	0-0	0-2	1	1	2	1	0	0	0	0	0	5
22	Rennard, Steve	g	0-3	0-2	0-0	0	3	3	1	0	0	1	0	0	9
24	Howard, Matt	g	0-0	0-0	0-0	0	1	1	0	0	0	0	0	0	3
30	Lucas-Perry, Patrick	g	0-1	0-1	0-0	0	0	0	1	0	0	1	0	0	3
32	Troutt, Preston	g	0-2	0-1	0-0	1	0	1	0	0	0	0	0	0	2
	Team					5	4	9							
	Totals		21-58	3-23	10-16	15	26	41	29	55	15	25	4	2	200

FG % 1st Half: 11-25 44.0% 2nd half: 10-33 30.3% Game: 21-58 36.2%  
 3FG % 1st Half: 2-8 25.0% 2nd half: 1-15 6.7% Game: 3-23 13.0%  
 FT % 1st Half: 3-6 50.0% 2nd half: 7-10 70.0% Game: 10-16 62.5%

**Iowa 86 • 5-0**

#	Player	Total		3-Ptr		Rebounds			PF	TP	A	TO	Blk	Stl	Min
		FG	FGA	FG	FGA	Off	Def	Tot							
01	Basabe, Melsahn	f	1-5	0-0	3-4	3	3	6	1	5	0	0	0	1	19
30	White, Aaron	f	2-6	0-0	3-5	2	5	7	0	7	0	0	0	1	22
34	Woodbury, Adam	c	2-9	0-0	2-3	5	3	8	3	6	1	0	0	0	20
04	Marble, Roy Devyn	g	4-13	1-5	4-7	1	1	2	1	13	3	2	1	6	26
10	Gesell, Mike	g	4-10	2-6	0-0	0	0	0	2	10	2	0	0	2	21
00	Olaseni, Gabriel	g	3-6	0-0	2-3	3	3	6	3	8	0	3	3	1	16
03	Jok, Peter	g	2-4	1-2	3-4	0	1	1	2	8	0	0	0	0	14
05	Clemmons, Anthony	g	1-3	1-2	4-6	0	0	0	1	3	2	0	0	1	17
13	Denning, Kyle	g	1-1	0-0	0-0	0	1	1	0	2	0	0	0	0	5
15	McCabe, Zach	g	0-2	0-1	1-2	0	2	2	3	1	0	1	1	1	8
20	Uthoff, Jarrod	g	6-7	1-1	6-6	1	3	4	0	19	2	2	1	1	21
23	Ukah, Okey	g	0-0	0-0	0-0	0	0	0	0	0	0	0	0	0	3
35	Stokes, Darius	g	0-1	0-0	0-0	1	1	1	0	0	0	0	0	0	3
42	Meyer, Kyle	g	0-2	0-1	0-0	1	2	3	0	0	0	0	0	0	5
	Team					1	1	2							
	Totals		26-66	6-18	28-40	18	26	44	17	86	11	10	5	14	200

FG % 1st Half: 16-38 42.1% 2nd half: 10-28 35.7% Game: 26-66 39.4%  
 3FG % 1st Half: 2-8 25.0% 2nd half: 4-10 40.0% Game: 6-18 33.3%  
 FT % 1st Half: 14-20 70.0% 2nd half: 14-20 70.0% Game: 28-40 70.0%

Officials: Lary Scrotto, Glenn Mayborg, Paul Szelc  
 Technical fouls: Penn-None. Iowa-None.  
 Attendance: 15400

Score by periods	1st	2nd	Total
Penn	27	28	55
Iowa	48	38	86

Last FG - PENN 2nd-00:14, IOWA 2nd-02:42.  
 Largest lead - PENN by 4 1st-19:08, IOWA by 34 2nd-02:42.

	In	Off	2nd	Fast	Bench
Points	Paint	T/O	Chance	Break	
PENN	30	10	14	0	12
IOWA	30	30	13	8	45

Score tied - 0 times.  
 Lead changed - 7 times.

## Game 6 - Iowa 77, Xavier 74 (OT)

Official Basketball Box Score -- Game Totals -- Final Statistics  
**Iowa vs Xavier**  
 11/28/13 7 p.m. at Atlantis, Paradise Island, Bahamas

**Iowa 77 • 6-0**

#	Player	Total		3-Ptr		Rebounds			PF	TP	A	TO	Blk	Stl	Min
		FG	FGA	FG	FGA	Off	Def	Tot							
01	Basabe, Melsahn	f	2-5	0-0	0-2	2	2	4	0	4	0	1	1	0	18
30	White, Aaron	f	3-7	0-2	4-5	2	4	6	0	10	3	3	2	0	34
34	Woodbury, Adam	c	1-2	0-0	0-0	1	0	1	5	2	1	2	0	0	11
04	Marble, Roy Devyn	g	10-23	4-10	6-11	4	2	6	2	30	2	2	0	3	32
10	Gesell, Mike	g	3-11	1-3	0-0	0	2	2	3	7	2	0	0	0	27
00	Olaseni, Gabriel	g	1-5	0-0	8-9	7	4	11	4	10	1	0	4	0	29
03	Jok, Peter	g	0-2	0-2	0-0	0	1	1	0	0	0	1	1	0	9
05	Clemmons, Anthony	g	0-1	0-0	3-5	0	3	3	2	3	7	2	0	1	29
15	McCabe, Zach	g	4-9	1-4	2-2	2	1	3	5	11	0	0	0	1	19
20	Uthoff, Jarrod	g	0-3	0-2	0-0	0	4	4	1	0	1	1	0	1	17
	Team					2	2	4	1						
	Totals		24-68	6-23	23-34	20	25	45	23	77	17	12	8	6	225

FG % 1st Half: 12-29 41.4% 2nd half: 10-33 30.3% OT: 2-6 33.3% Game: 24-68 35.3%  
 3FG % 1st Half: 3-9 33.3% 2nd half: 3-14 21.4% OT: 0-0 0.0% Game: 6-23 26.1%  
 FT % 1st Half: 3-8 37.5% 2nd half: 16-20 80.0% OT: 4-6 66.7% Game: 23-34 67.6%

**Xavier 74 • 5-1**

#	Player	Total		3-Ptr		Rebounds			PF	TP	A	TO	Blk	Stl	Min
		FG	FGA	FG	FGA	Off	Def	Tot							
20	MARTIN, Justin	f	5-11	1-4	4-5	1	4	5	4	15	3	1	0	1	35
31	PHILMORE, Isaiah	f	3-7	0-0	2-3	2	4	6	5	8	0	0	0	1	23
40	STAINBROOK, Matt	c	5-8	0-0	1-1	4	2	6	5	11	3	1	2	0	25
00	CHRISTON, Semaj	g	5-10	1-1	3-7	2	2	4	0	14	2	3	0	1	28
11	DAVIS, Dee	g	1-5	1-3	3-4	1	3	4	4	6	2	5	0	1	32
02	REYNOLDS, Jalen	g	2-2	0-0	0-2	4	1	5	2	4	0	1	2	0	22
02	FARR, James	g	1-5	1-4	1-2	2	8	10	4	4	1	1	2	0	17
03	RANDOLPH, Brandon	g	0-5	0-3	0-0	0	1	1	2	0	1	1	0	0	18
15	DAVIS, Myles	g	3-11	2-9	4-4	0	1	1	1	12	0	3	0	0	25
	Team					3	4	7							
	Totals		25-64	6-24	18-28	19	30	49	27	74	12	19	6	4	225

FG % 1st Half: 16-33 48.5% 2nd half: 8-22 36.4% OT: 1-9 11.1% Game: 25-64 39.1%  
 3FG % 1st Half: 4-10 40.0% 2nd half: 2-7 28.6% OT: 0-7 0.0% Game: 6-24 25.0%  
 FT % 1st Half: 1-6 16.7% 2nd half: 14-16 87.5% OT: 3-6 50.0% Game: 18-28 64.3%

Officials: Jamie Luckis, Tony Green, Rick Randall  
 Technical fouls: Iowa-TEAM. Xavier-None.  
 Attendance: 2258  
 Battle 4 Atlantis - Game 3  
 Imperial Arena at Atlantis

Score by periods	1st	2nd	OT	Total
Iowa	30	39	8	77
Xavier	37	32	5	74

Last FG - IOWA OT-01:34, XU OT-02:21.  
 Largest lead - IOWA by 4 OT-01:34, XU by 15 2nd-15:56.

	In	Off	2nd	Fast	Bench
Points	Paint	T/O	Chance	Break	
IOWA	29	22	23	11	24
XU	38	19	12	18	20

Score tied - 3 times.  
 Lead changed - 1 time.

## Game 7 - Iowa 89, UTEP 53

Official Basketball Box Score -- Game Totals -- Final Statistics  
**Iowa vs UTEP**  
 11/29/13 7 p.m. at Atlantis, Paradise Island, Bahamas

**Iowa 89 • 7-0**

#	Player	Total		3-Ptr		Rebounds			PF	TP	A	TO	Blk	Stl	Min
		FG	FGA	FG	FGA	Off	Def	Tot							
01	Basabe, Melsahn	f	5-8	0-0	0-0	0	7	7	0	10	0	1	0	1	19
30	White, Aaron	f	5-6	0-0	7-7	1	3	4	0	17	1	0	0	1	19
34	Woodbury, Adam	c	1-4	0-0	0-0	1	1	2	4	2	0	0	0	0	14
04	Marble, Roy Devyn	g	2-6	0-1	3-4	2	1	3	1	7	6	0	0	0	21
10	Gesell, Mike	g	2-5	1-2	0-0	0	3	3	1	5	7	1	0	1	24
00	Olaseni, Gabriel	g	1-4	0-0	2-2	4	4	8	2	4	1	1	0	0	15
03	Jok, Peter	g	4-9	2-4	4-5	0	0	0	3	14	1	1	0	0	17
05	Clemmons, Anthony	g	2-2	1-1	1-2	0	4	4	1	6	4	0	0	1	15
13	Denning, Kyle	g	0-0	0-0	0-0	0	0	0	0	0	0	0	0	0	3
15	McCabe, Zach	g	5-8	3-5	1-2	2	0	2	1	14	2	0	0	0	14
20	Uthoff, Jarrod														

## Game 9 - Iowa 98, Notre Dame 93

Official Basketball Box Score -- Game Totals -- Final Statistics  
**Notre Dame vs Iowa**  
 12/03/13 8:15 p.m. at Carver-Hawkeye Arena - Iowa City, IA

Notre Dame 93 • 5-2

#	Player	Total		3-Ptr		Rebounds		PF	TP	A	TO	Blk	Stl	Min	
		FG	FGA	FG	FGA	FT	FTA								Off
24	Pat Connaughton	f	4-12	2-7	2-2	0	3	3	4	12	4	1	2	2	32
11	Garrick Sherman	c	12-18	0-0	5-5	4	5	9	4	29	0	1	0	0	32
00	Eric Atkins	g	8-16	4-5	3-5	3	1	4	4	23	3	1	0	1	36
22	Jerian Grant	g	5-12	0-2	3-3	2	2	4	4	13	10	3	0	3	39
23	Demetrius Jackson	g	3-4	2-3	1-2	1	1	2	1	9	1	1	0	0	33
20	Austin Burgett	g	1-2	0-0	1-2	0	1	1	3	2	0	0	0	1	15
30	Zach Augustine	g	2-4	0-0	0	1	1	2	2	4	0	0	0	0	13
Team						1	1	2							
Totals			35-68	8-17	15-19	11	15	26	22	93	20	7	2	7	200

FG % 1st Half: 16-33 48.5% 2nd half: 19-35 54.3% Game: 35-68 51.5%  
 3FG % 1st Half: 3-4 75.0% 2nd half: 5-13 38.5% Game: 8-17 47.1%  
 FT % 1st Half: 8-9 88.9% 2nd half: 7-10 70.0% Game: 15-19 78.9%

Deadbball  
Rebounds  
2

Iowa 98 • 8-1

#	Player	Total		3-Ptr		Rebounds		PF	TP	A	TO	Blk	Stl	Min	
		FG	FGA	FG	FGA	FT	FTA								Off
01	Basabe, Melsahn	f	3-4	0-0	0-0	0	1	1	1	6	0	1	1	0	12
30	White, Aaron	f	7-9	0-0	6-6	3	4	7	1	20	7	2	1	0	36
34	Woodbury, Adam	c	2-3	0-0	2-2	1	2	3	1	6	3	3	0	0	15
04	Marble, Roy Devyn	g	7-14	2-5	1-2	0	3	3	0	17	2	1	1	1	36
10	Gesell, Mike	g	3-6	2-3	2-2	1	4	5	2	10	2	2	0	2	22
00	Olaseni, Gabriel	g	3-5	0-0	3-4	3	2	5	3	9	2	1	1	0	11
03	Jok, Peter	g	1-3	1-2	0-0	0	0	0	1	3	0	0	0	0	3
05	Clemmons, Anthony	g	0-3	0-1	0-0	1	1	2	1	0	2	1	0	0	19
15	McCabe, Zach	g	3-5	1-1	3-3	1	2	3	4	10	1	0	0	0	22
20	Uthoff, Jarrod	g	4-6	1-1	8-10	1	5	6	1	17	1	1	1	0	24
Team						1	0	1							
Totals			33-58	7-13	25-29	12	24	36	15	98	20	12	5	3	200

FG % 1st Half: 19-33 57.6% 2nd half: 14-25 56.0% Game: 33-58 56.9%  
 3FG % 1st Half: 3-7 42.9% 2nd half: 4-6 66.7% Game: 7-13 53.8%  
 FT % 1st Half: 11-12 91.7% 2nd half: 14-17 82.4% Game: 25-29 86.2%

Deadbball  
Rebounds  
2

Officials: Mike Kitts, Bo Boroski, Steve McLunkins  
 Technical fouls: Notre Dame-None. Iowa-None.  
 Attendance: 15400  
 Big Ten/ACC Challenge

Score by periods	1st	2nd	Total
Notre Dame	43	50	93
Iowa	52	46	98

Points	In	Off	2nd	Fast	Bench
ND	Paint	T/O	Chance	Break	
IOWA	38	20	15	12	7
	5	12	9	7	39

Last FG - ND 2nd-00:02, IOWA 2nd-00:20.  
 Largest lead - ND by 5 1st-16:41, IOWA by 11 1st-00:56.

Score tied - 7 times.  
 Lead changed - 6 times.

## Game 10 - Iowa 83, Drake 66

Official Basketball Box Score -- Game Totals -- Final Statistics  
**Iowa vs Drake**  
 12/07/13 7:37 p.m. at Des Moines, Iowa (Wells Fargo Arena)

Iowa 83 • 9-1

#	Player	Total		3-Ptr		Rebounds		PF	TP	A	TO	Blk	Stl	Min	
		FG	FGA	FG	FGA	FT	FTA								Off
01	Basabe, Melsahn	f	7-10	0-0	1-2	2	6	8	2	15	0	1	1	0	22
30	White, Aaron	f	3-5	0-1	1-2	2	0	2	2	7	2	1	1	0	22
34	Woodbury, Adam	c	2-5	0-0	2-4	3	3	6	2	6	1	0	0	1	18
04	Marble, Roy Devyn	g	5-11	0-3	4-6	0	6	6	1	14	3	0	0	2	29
10	Gesell, Mike	g	1-4	0-1	0-0	0	3	3	3	2	2	1	0	0	16
00	Olaseni, Gabriel	g	0-2	0-0	3-4	1	1	2	2	3	0	1	2	1	17
03	Jok, Peter	g	5-12	1-5	3-4	3	4	7	1	14	1	0	0	1	20
05	Clemmons, Anthony	g	0-1	0-1	2-2	0	0	0	0	2	2	1	0	0	14
13	Denning, Kyle	g	0-0	0-0	0-0	0	0	0	0	0	0	0	0	0	1
15	McCabe, Zach	g	2-6	1-4	2-2	3	1	4	1	7	0	0	0	0	17
20	Uthoff, Jarrod	g	4-8	1-3	4-4	3	6	9	1	13	0	0	2	0	21
23	Ukah, Okey	g	0-0	0-0	0-0	0	0	0	0	0	0	0	0	0	1
35	Stokes, Darius	g	0-0	0-0	0-0	0	0	0	0	0	0	0	0	0	1
42	Meyer, Kyle	g	0-0	0-0	0-0	0	0	0	0	0	0	0	0	0	1
Team						0	0	0							
Totals			29-64	3-18	22-30	17	30	47	15	83	11	5	6	5	200

FG % 1st Half: 18-36 50.0% 2nd half: 11-28 39.3% Game: 29-64 45.3%  
 3FG % 1st Half: 1-8 12.5% 2nd half: 2-10 20.0% Game: 3-18 16.7%  
 FT % 1st Half: 12-17 70.6% 2nd half: 10-13 76.9% Game: 22-30 73.3%

Deadbball  
Rebounds  
3

Drake 66 • 6-2

#	Player	Total		3-Ptr		Rebounds		PF	TP	A	TO	Blk	Stl	Min	
		FG	FGA	FG	FGA	FT	FTA								Off
25	Caird, Chris	f	7-11	5-8	2-2	0	5	5	3	21	1	1	0	0	36
31	Hawley, Aaron	f	3-11	1-6	0-0	0	0	0	3	7	1	0	0	0	27
45	VanDeest, Seth	c	1-2	0-0	2-2	2	3	5	2	4	1	0	1	1	19
02	Ricks, Gary	g	3-7	3-5	0-0	0	5	5	4	9	2	2	0	0	23
03	Carter, Richard	g	6-16	2-7	4-6	0	1	1	3	18	4	1	0	1	34
01	Madison, Karl	g	1-3	1-2	0-0	0	2	2	1	3	2	1	0	0	25
10	Berkeley, Trevor	g	0-1	0-1	0-0	0	0	0	2	0	1	2	0	1	11
11	Enevold, Jacob	g	1-4	0-0	0-0	1	4	5	3	2	1	0	0	0	15
23	McLaughlin, Mitch	g	0-0	0-0	0-0	0	0	0	0	0	0	0	0	0	0+
40	Ugbede, Daddy	g	1-3	0-0	0-0	0	2	2	0	2	0	1	0	0	10
Team						3	0	3							
Totals			23-58	12-29	8-10	6	22	28	21	66	13	9	1	3	200

FG % 1st Half: 14-29 48.3% 2nd half: 9-29 31.0% Game: 23-58 39.7%  
 3FG % 1st Half: 8-16 50.0% 2nd half: 4-13 30.8% Game: 12-29 41.4%  
 FT % 1st Half: 4-5 80.0% 2nd half: 4-5 80.0% Game: 8-10 80.0%

Deadbball  
Rebounds  
1,1

Officials: Mike Sanzere, Kelly Pfeifer, Toby Martinez  
 Technical fouls: Iowa-None. Drake-None.  
 Attendance: 14512  
 Game 2 of the 2013 Hy-Vee Big Four Classic

Score by periods	1st	2nd	Total
Iowa	49	34	83
Drake	40	26	66

Points	In	Off	2nd	Fast	Bench
IOWA	Paint	T/O	Chance	Break	
DU	42	13	29	8	39
	5	5	4	7	

Last FG - IOWA 2nd-03:06, DU 2nd-01:02.  
 Largest lead - IOWA by 23 2nd-05:18, DU by 5 1st-07:59.

Score tied - 11 times.  
 Lead changed - 7 times.

## Game 11 - Iowa 92, Fairleigh Dickinson 59

Official Basketball Box Score -- Game Totals -- Final Statistics  
**Fairleigh Dickinson vs Iowa**  
 12/09/13 6 p.m. at Carver-Hawkeye Arena - Iowa City, IA

Fairleigh Dickinson 59 • 3-9

#	Player	Total		3-Ptr		Rebounds		PF	TP	A	TO	Blk	Stl	Min	
		FG	FGA	FG	FGA	FT	FTA								Off
25	Gillette, Scooter	f	1-3	0-0	2-2	0	2	2	1	4	0	1	3	0	8
35	Owona, Mike	f	1-2	0-0	0-0	2	2	4	5	2	0	0	1	0	12
03	MacDonald, Matt	g	2-5	2-5	0-0	2	3	5	0	6	0	1	0	2	37
23	Sanders Jr., Sidney	g	5-20	0-3	6-6	0	0	0	2	16	2	4	0	2	33
24	Jones, Mustafa	g	1-8	1-4	0-0	0	1	1	3	3	1	0	0	1	23
02	Nix, Malachi	g	1-5	1-4	1-4	1	1	2	2	4	1	2	0	0	21
05	Dawson, Jayde	g	0-1	0-0	0-0	0	0	0	0	4	1	0	0	0	5
13	Kingsley, Scott	g	0-4	0-2	0-0	0	1	1	0	0	0	1	0	0	9
20	Harris, Xavier	g	2-4	0-0	1-2	3	1	4	3	5	2	0	1	0	13
21	Mann, Myles	g	0-2	0-0	0-0	1	2	3	0	0	0	0	0	0	8
22	Seilund, Mathias	g	8-11	3-4	0-0	0	5	5	2	19	1	0	3	2	31
Team						1	4	5							
Totals			21-65	7-22	10-14	10	22	32	22	59	11	10	8	7	200

FG % 1st Half: 10-30 33.3% 2nd half: 11-35 31.4% Game: 21-65 32.3%  
 3FG % 1st Half: 4-10 40.0% 2nd half: 3-12 25.0% Game: 7-22 31.8%  
 FT % 1st Half: 2-4 50.0% 2nd half: 8-10 80.0% Game: 10-14 71.4%

Deadbball  
Rebounds  
3

Iowa

## Game 13 - Iowa 86, Ark.-Pine Bluff 61

Official Basketball Box Score -- Game Totals -- Final Statistics  
 Arkansas Pine Bluff vs Iowa  
 12/22/13 1 p.m. at Carver-Hawkeye Arena - Iowa City, IA

Arkansas Pine Bluff 61 • 2-9

#	Player	Total			3-Ptr			Rebounds			PF	TP	A	TO	Blk	Stl	Min
		FG-FGA	FG-FGA	FT-FTA	FG-FGA	FG-FGA	FT-FTA	Off	Def	Tot							
00	Tingle, Sean	f	0-2	0-0	0-2	1	0	1	1	0	0	0	2	0	0	9	
03	Haynes, Davon	f	3-11	0-1	5-8	4	3	7	3	11	0	5	0	4	27		
15	Whiting, Trent	f	0-1	0-0	0-0	0	1	1	0	0	0	1	2	0	14		
14	Hammond, Tevin	g	7-14	4-9	1-3	1	0	1	1	19	5	5	0	2	35		
23	Robinson, Gaiavonni	g	3-10	1-4	0-0	1	2	3	5	7	1	2	0	3	30		
01	Mosley, Marcel	g	4-13	3-9	0-0	0	2	2	4	11	3	1	0	4	24		
12	Floyd, Jaylon	g	0-1	0-0	0-0	3	0	3	4	0	1	0	0	2	12		
21	Savage, Chandler	g	0-2	0-2	0-0	0	0	0	0	0	0	1	0	0	8		
22	McIntyre, DeAndre	g	3-7	0-1	2-2	3	2	5	1	8	4	1	0	2	24		
30	Brown, Jordan	g	2-4	0-0	1-2	1	1	2	1	5	0	0	0	2	16		
40	Young, Jared	g	0-0	0-0	0-0	0	0	0	0	0	0	0	0	0	1		
Team						1 2											
Totals			22-65	8-26	9-17	15	12	27	20	61	14	18	2	19	200		

FG % 1st Half: 6-32 18.8% 2nd half: 16-33 48.5% Game: 22-65 33.8% Deaddball Rebounds 5  
 3FG % 1st Half: 1-12 8.3% 2nd half: 7-14 50.0% Game: 8-26 30.8%  
 FT % 1st Half: 2-5 40.0% 2nd half: 7-12 58.3% Game: 9-17 52.9%

Iowa 86 • 11-2

#	Player	Total			3-Ptr			Rebounds			PF	TP	A	TO	Blk	Stl	Min
		FG-FGA	FG-FGA	FT-FTA	FG-FGA	FG-FGA	FT-FTA	Off	Def	Tot							
01	Basabe, Melsahn	f	3-5	0-0	3-5	2	3	5	1	9	0	4	1	1	20		
30	White, Aaron	f	3-3	0-0	2-2	0	2	2	0	8	0	0	0	1	8		
34	Woodbury, Adam	c	3-4	0-0	4-4	2	2	4	2	10	4	2	0	2	18		
04	Marble, Roy Devyn	g	2-3	1-1	3-6	0	1	1	0	8	1	1	0	1	10		
10	Gesell, Mike	g	2-3	0-1	0-0	1	3	4	1	4	1	3	0	1	14		
00	Olaseni, Gabriel	g	2-4	0-0	2-2	4	2	6	4	6	2	2	1	1	16		
02	Oglesby, Josh	g	4-5	4-5	1-2	0	2	2	0	13	2	2	0	1	20		
03	Jok, Peter	g	0-2	0-1	1-2	0	3	3	0	1	4	4	0	1	14		
03	Clemmons, Anthony	g	2-3	2-3	0-0	0	1	1	1	6	2	2	1	0	19		
13	Denning, Kyle	g	1-1	0-0	0-0	0	0	0	0	2	1	1	0	0	5		
15	McCabe, Zach	g	1-5	0-2	0-0	0	7	7	0	2	2	0	0	0	16		
20	Uthoff, Jarrod	g	6-8	3-4	1-2	1	4	5	0	16	3	4	1	1	26		
23	Ukah, Okey	g	0-0	0-0	0-0	0	0	0	0	1	0	0	0	0	2		
35	Stokes, Darius	g	0-0	0-0	1-2	0	0	0	1	0	1	0	0	0	6		
42	Meyer, Kyle	g	0-1	0-0	0-0	0	0	0	2	0	1	0	0	0	6		
Team						1 2											
Totals			29-47	10-17	18-27	11	31	42	12	86	22	27	4	10	200		

FG % 1st Half: 18-24 75.0% 2nd half: 11-23 47.8% Game: 29-47 61.7% Deaddball Rebounds 4  
 3FG % 1st Half: 5-6 83.3% 2nd half: 5-11 45.5% Game: 10-17 58.8%  
 FT % 1st Half: 11-15 73.3% 2nd half: 7-12 58.3% Game: 18-27 66.7%

Officials: Ed Hightower, Steve McClunkins, Frank Spencer  
 Technical fouls: Arkansas Pine Bluff-None. Iowa-None.  
 Attendance: 15400  
 Fouled Out: Arkansas Pine Bluff - Robinson (03:47)

Score by periods	1st	2nd	Total
Arkansas Pine Bluff	15	46	61
Iowa	52	34	86

Points	In	Off	2nd	Fast	Bench
UAPB	28	20	7	9	24
IOWA	32	18	15	14	47

Last FG - UAPB 2nd-00:01, IOWA 2nd-00:47.  
 Largest lead - UAPB None, IOWA by 43 2nd-09:46.

Score tied - 0 times.  
 Lead changed - 0 times.

## Game 14 - Iowa 67, Nebraska 57

Official Basketball Box Score -- Game Totals -- Final Statistics  
 Nebraska vs Iowa  
 12/31/13 6 p.m. at Carver-Hawkeye Arena - Iowa City, Iowa

Nebraska 57 • 8-5, 0-1

#	Player	Total			3-Ptr			Rebounds			PF	TP	A	TO	Blk	Stl	Min
		FG-FGA	FG-FGA	FT-FTA	FG-FGA	FG-FGA	FT-FTA	Off	Def	Tot							
05	Petteway, Terran	f	8-18	2-6	2-3	2	10	12	4	20	1	4	1	0	35		
35	Pitchford, Walter	f	4-15	1-4	4-4	8	4	12	2	13	1	0	0	0	30		
00	Webster, Tai	g	0-4	0-1	2-2	0	3	3	4	2	4	2	0	4	31		
15	Gallegos, Ray	g	0-0	0-0	0-1	0	1	1	4	0	2	1	0	1	23		
31	Shields, Shavon	g	4-12	2-3	0-0	3	1	4	2	10	0	2	0	2	37		
01	Biggs, Deverell	g	4-12	0-2	4-8	1	3	4	5	12	1	2	0	2	20		
03	Parker, Benny	g	0-1	0-0	0-0	0	0	0	0	0	0	0	0	0	3		
04	Hawkins, Nathan	g	0-3	0-2	0-0	0	2	2	4	0	0	0	0	0	11		
21	Smith, Leslee	g	0-2	0-0	0-0	1	1	2	3	0	0	0	0	1	10		
Team						2 4											
Totals			20-67	5-18	12-18	17	27	44	28	57	9	12	1	10	200		

FG % 1st Half: 10-38 26.3% 2nd half: 10-29 34.5% Game: 20-67 29.9% Deaddball Rebounds 4  
 3FG % 1st Half: 2-9 22.2% 2nd half: 3-9 33.3% Game: 5-18 27.8%  
 FT % 1st Half: 1-2 50.0% 2nd half: 11-16 68.8% Game: 12-18 66.7%

Iowa 67 • 12-2, 1-0

#	Player	Total			3-Ptr			Rebounds			PF	TP	A	TO	Blk	Stl	Min
		FG-FGA	FG-FGA	FT-FTA	FG-FGA	FG-FGA	FT-FTA	Off	Def	Tot							
01	Basabe, Melsahn	f	2-5	0-0	1-2	1	6	7	1	5	0	1	3	1	23		
30	White, Aaron	f	5-10	1-3	2-4	0	7	7	2	13	2	1	0	2	37		
34	Woodbury, Adam	c	4-5	0-0	0-0	2	2	4	1	8	1	1	1	0	15		
04	Marble, Roy Devyn	g	4-12	0-1	7-11	4	4	8	3	15	2	2	0	0	31		
10	Gesell, Mike	g	2-5	0-1	3-6	0	1	1	1	7	3	4	0	2	19		
00	Olaseni, Gabriel	g	1-1	0-0	0-0	1	4	5	1	2	0	1	2	0	12		
02	Oglesby, Josh	g	0-2	0-1	0-0	0	0	0	0	1	0	1	1	0	11		
03	Jok, Peter	g	0-0	0-0	1-2	0	0	0	0	1	0	0	0	0	4		
05	Clemmons, Anthony	g	0-0	0-0	2-4	0	1	1	4	2	1	2	0	0	15		
15	McCabe, Zach	g	1-4	0-0	1-3	0	1	1	3	1	0	0	0	1	11		
20	Uthoff, Jarrod	g	3-4	0-0	5-7	0	4	4	0	11	0	2	1	0	22		
Team						2 4											
Totals			22-48	1-6	22-39	10	32	42	17	67	10	15	8	6	200		

FG % 1st Half: 12-26 46.2% 2nd half: 10-22 45.5% Game: 22-48 45.8% Deaddball Rebounds 6  
 3FG % 1st Half: 1-6 16.7% 2nd half: 0-0 0.0% Game: 1-6 16.7%  
 FT % 1st Half: 5-11 45.5% 2nd half: 17-28 60.7% Game: 22-39 56.4%

Officials: Gene Statoro, Mike Eades, Larry Scirotto  
 Technical fouls: Nebraska-None. Iowa-None.  
 Attendance: 15400  
 Fouled Out: Nebraska - Biggs (00:33)

Score by periods	1st	2nd	Total
Nebraska	23	34	57
Iowa	30	37	67

Points	In	Off	2nd	Fast	Bench
NEB	22	15	15	8	12
IOWA	38	13	11	6	19

Last FG - NEB 2nd-00:27, IOWA 2nd-08:16.  
 Largest lead - NEB by 6 1st-09:03, IOWA by 20 2nd-08:16.

Score tied - 2 times.  
 Lead changed - 5 times.

## Game 15 - #4 Wisconsin 75, Iowa 71

Official Basketball Box Score -- Game Totals -- Final Statistics  
 Iowa vs Wisconsin  
 01/05/14 7:00pm at Kohl Center, Madison, WI

Iowa 71 • 12-3, 1-1

#	Player	Total			3-Ptr			Rebounds			PF	TP	A	TO	Blk	Stl	Min
		FG-FGA	FG-FGA	FT-FTA	FG-FGA	FG-FGA	FT-FTA	Off	Def	Tot							
01	Basabe, Melsahn	f	0-2	0-0	2-2	2	7	9	3	2	0	2	2	0	18		
30	White, Aaron	f	3-5	0-0	6-8	2	6	8	0	12	0	1	2	0	31		
34	Woodbury, Adam	c	1-2	0-0	1-2	1	2	3	4	3	0	0	1	1	13		
04	Marble, Roy Devyn	g	10-24	4-5	3-4	1	2	3	4	27	1	3	0	3	36		
10	Gesell, Mike	g	3-12	0-3	3-5	1	2	3	1	9	7	1	0	3	29		
00	Olaseni, Gabriel	g	3-7	0-0	2-4	4	2	6	4	8	0	2	0	0	19		
02	Oglesby, Josh	g	0-2	0-0	0-0	0	1	1	0	0	1	0	0	0	11		
05	Clemmons, Anthony	g	0-1	0-0	0-0	0	0	0	3	0	1	1	0	0	9		
15	McCabe, Zach	g	2-5	0-2	0-0	1	2	3	1	4	0	0	0	0	18		
20	Uthoff, Jarrod	g	3-4	0-0	0-0	1	2	3	3	6	0	0	0	0	16		
Team						3 0 3											
Totals			25-64	4-10	17-25	16	26	42	23	71	10	10	5	7	200		



## Game 17 - Iowa 84, #3 Ohio State 74

### Official Basketball Box Score -- Game Totals -- Final Statistics

#### Iowa vs Ohio State

01/12/14 1:37 p.m. at Value City Arena (Columbus, Ohio)

Iowa 84 • 14-3, 3-1

##	Player	Total		3-Ptr		Rebounds			PF	TP	A	TO	Blk	Stl	Min
		FG-FGA	FG-FGA	FT-FTA	Off	Def	Tot								
01	Basabe, Melsahn	f	4-5	0-0	3-4	2	8	10	4	11	1	1	0	0	18
30	White, Aaron	f	8-12	1-1	2-2	2	4	6	0	19	2	1	2	0	32
34	Woodbury, Adam	c	0-2	0-0	2-2	1	2	3	4	2	0	0	0	14	
04	Marble, Roy Devyn	g	7-13	0-2	8-11	0	4	4	3	22	3	3	2	3	33
10	Gesell, Mike	g	3-7	1-4	4-4	2	3	5	2	11	3	3	0	1	26
00	Olaseni, Gabriel	g	0-1	0-0	1-2	1	0	1	3	1	0	0	0	0	13
02	Oglesby, Josh	g	3-6	2-4	0-0	1	0	1	1	8	1	0	0	0	17
05	Clemmons, Anthony	g	0-0	0-0	0-0	0	2	2	0	0	1	0	0	1	5
15	McCabe, Zach	g	0-8	0-5	0-0	0	4	4	1	0	3	1	0	0	16
20	Uthoff, Jarrod	g	4-7	1-1	1-1	2	0	2	0	10	0	0	0	0	26
	Team					1	1	2							
	Totals		29-61	5-17	21-26	12	28	40	18	84	14	10	4	5	200

FG % 1st Half: 17-36 47.2% 2nd half: 12-25 48.0% Game: 29-61 47.5% Deadball Rebounds 2  
 3FG % 1st Half: 1-7 14.3% 2nd half: 4-10 40.0% Game: 5-17 29.4%  
 FT % 1st Half: 2-2 100.0 2nd half: 19-24 79.2% Game: 21-26 80.8%

Ohio State 74 • 15-2, 2-2

##	Player	Total		3-Ptr		Rebounds			PF	TP	A	TO	Blk	Stl	Min
		FG-FGA	FG-FGA	FT-FTA	Off	Def	Tot								
10	Ross, LaQuinton	f	7-16	3-8	5-6	3	4	7	3	22	3	5	0	0	32
23	Williams, Amir	c	4-7	0-0	3-4	1	5	6	2	11	0	1	0	1	22
03	Scott, Shannon	g	1-5	0-3	0-0	1	1	2	4	2	5	1	1	2	25
04	Craft, Aaron	g	2-5	1-1	1-3	0	3	3	5	6	6	6	0	3	36
32	Smith Jr., Lenzelle	g	3-7	1-4	3-3	0	3	3	2	10	0	1	0	1	28
02	Loving, Marc	g	2-3	1-1	2-3	0	1	1	3	7	0	1	0	0	10
12	Thompson, Sam	g	3-8	0-2	2-3	1	2	3	1	8	1	2	0	1	26
33	Della Valle, Amedeo	g	2-4	1-2	0-0	0	1	1	1	5	0	0	0	0	11
55	McDonald, Trey	g	1-1	0-0	1-2	1	2	3	1	3	0	0	0	0	10
	Team					1	1	2							
	Totals		25-56	7-21	17-24	8	23	31	22	74	15	17	1	8	200

FG % 1st Half: 13-29 44.8% 2nd half: 12-27 44.4% Game: 25-56 44.6% Deadball Rebounds 2  
 3FG % 1st Half: 2-8 25.0% 2nd half: 5-13 38.5% Game: 7-21 33.3%  
 FT % 1st Half: 7-10 70.0% 2nd half: 10-14 71.4% Game: 17-24 70.8%

Officials: Mike Kitts, Bo Boroski, Brian Dorsey  
 Technical fouls: Iowa-None. Ohio State-None.  
 Attendance: 18809

Score by periods	1st	2nd	Total
Iowa	37	47	84
Ohio State	35	39	74

Last FG - IOWA 2nd-02:07, OSU 2nd-00:21.  
 Largest lead - IOWA by 13 2nd-00:32, OSU by 9 2nd-12:51.

	In	Off	2nd	Fast	Bench
Points	Paint	T/O	Chance	Break	
IOWA	44	27	7	15	19
OSU	32	11	14	4	23

Score tied - 9 times.  
 Lead changed - 16 times.

## Game 18 - Iowa 94, Minnesota 73

### Official Basketball Box Score -- Game Totals -- Final Statistics

#### Minnesota vs Iowa

01/19/14 12 p.m. at Carver-Hawkeye Arena - Iowa City, IA

Minnesota 73 • 14-5, 3-3

##	Player	Total		3-Ptr		Rebounds			PF	TP	A	TO	Blk	Stl	Min
		FG-FGA	FG-FGA	FT-FTA	Off	Def	Tot								
10	Osenieks, Oto	f	4-6	1-1	0-2	2	3	5	3	9	0	1	0	0	24
55	Eliason, Elliott	c	3-5	0-0	1-2	3	3	6	5	7	1	0	1	1	16
01	Hollins, Andre	g	5-10	2-4	8-9	0	1	1	1	20	2	4	1	0	34
04	Mathieu, DeAndre	g	3-8	0-1	0-0	0	0	0	5	6	5	4	1	0	28
20	Hollins, Austin	g	5-14	1-7	2-2	2	6	8	3	13	2	1	1	5	36
05	McNeil, Daquein	g	1-2	0-1	0-0	0	1	1	1	2	0	0	0	0	8
13	Ahanmisi, Maverick	g	0-0	0-0	0-0	0	1	1	0	0	0	0	0	0	2
15	Walker, Maurice	g	2-5	0-0	2-5	2	3	5	4	6	1	0	1	0	17
24	King, Joey	g	2-5	0-0	3-4	2	1	3	4	7	0	2	0	1	19
30	Smith, Malik	g	1-3	1-2	0-0	0	2	2	3	3	0	1	0	0	16
	Team					1	0	1							
	Totals		26-58	5-16	16-24	12	21	33	29	73	11	13	5	7	200

FG % 1st Half: 14-28 50.0% 2nd half: 12-30 40.0% Game: 26-58 44.8% Deadball Rebounds 2  
 3FG % 1st Half: 5-8 62.5% 2nd half: 0-8 0.0% Game: 5-16 31.3%  
 FT % 1st Half: 10-11 90.9% 2nd half: 6-13 46.2% Game: 16-24 66.7%

Iowa 94 • 15-3, 4-1

##	Player	Total		3-Ptr		Rebounds			PF	TP	A	TO	Blk	Stl	Min
		FG-FGA	FG-FGA	FT-FTA	Off	Def	Tot								
01	Basabe, Melsahn	f	2-2	0-0	2-2	2	5	7	4	6	0	2	0	0	19
30	White, Aaron	f	4-5	0-0	10-11	1	3	4	2	18	2	0	0	1	23
34	Woodbury, Adam	c	0-2	0-0	0-0	1	2	3	1	0	0	1	0	0	10
04	Marble, Roy Devyn	g	5-14	3-7	3-5	2	1	3	3	16	1	2	0	1	31
10	Gesell, Mike	g	4-9	0-2	3-5	0	2	2	2	11	5	1	0	1	27
00	Olaseni, Gabriel	g	4-6	0-0	4-6	6	1	7	4	12	0	1	0	0	16
02	Oglesby, Josh	g	6-9	5-7	0-0	1	2	3	1	17	0	1	0	0	24
03	Jok, Peter	g	1-3	0-0	0-0	0	1	1	0	2	0	0	0	0	5
05	Clemmons, Anthony	g	0-0	0-0	0-2	0	0	0	1	0	0	0	0	0	5
15	McCabe, Zach	g	2-6	1-3	3-4	0	5	5	1	8	3	0	0	3	22
20	Uthoff, Jarrod	g	1-3	0-1	2-2	0	3	3	2	4	1	2	1	0	18
	Team					1	1	2							
	Totals		29-59	9-20	27-37	14	26	40	21	94	12	10	1	6	200

FG % 1st Half: 14-31 45.2% 2nd half: 15-28 53.6% Game: 29-59 49.2% Deadball Rebounds 5  
 3FG % 1st Half: 5-8 62.5% 2nd half: 5-12 41.7% Game: 9-20 45.0%  
 FT % 1st Half: 9-15 60.0% 2nd half: 18-22 81.8% Game: 27-37 73.0%

Officials: Terry Wymer, Brian Dorsey, D.J. Carstensen  
 Technical fouls: Minnesota-Eliason, Elliott. Iowa-None.  
 Attendance: 15400  
 Fouled Out - Minnesota: Eliason (02:30), Mathieu (01:03)

Score by periods	1st	2nd	Total
Minnesota	43	30	73
Iowa	41	53	94

Last FG - MINN 2nd-01:06, IOWA 2nd-01:20.  
 Largest lead - MINN by 10 1st-01:13, IOWA by 22 2nd-01:20.

Score tied - 6 times.  
 Lead changed - 14 times.

	In	Off	2nd	Fast	Bench
Points	Paint	T/O	Chance	Break	
MINN	34	15	14	5	18
IOWA	28	27	21	2	43

# Radio / TV Roster



**#0**  
**GABRIEL OLASENI**  
C, 6-10, 225, Jr.



**#1**  
**MELSAHN BASABE**  
F, 6-7, 220, Sr.



**#2**  
**JOSH OGLESBY**  
G, 6-5, 208, Jr.



**#3**  
**PETER JOK**  
G, 6-6, 200, Fr.



**#4**  
**ROY DEVYN MARBLE**  
G, 6-6, 200, Sr.



**#5**  
**ANTHONY CLEMMONS**  
G, 6-1, 195, So.



**#10**  
**MIKE GESELL**  
G, 6-1, 190, So.



**#13**  
**KYLE DENNING**  
G, 6-1, 160, Jr.



**#15**  
**ZACH McCABE**  
F, 6-7, 235, Sr.



**#20**  
**JARROD UTHOFF**  
F, 6-9, 208, So.



**#30**  
**AARON WHITE**  
F, 6-9, 220, Jr.



**#32**  
**OKEY UKAH**  
F, 6-6, 210, Jr.



**#34**  
**ADAM WOODBURY**  
C, 7-1, 235, So.



**#35**  
**DARIUS STOKES**  
F, 6-7, 203, Jr.



**#42**  
**KYLE MEYER**  
F, 6-10, 225, So.



**FRAN McCAFFERY**  
Head Coach



**KIRK SPERAW**  
Assistant Coach



**SHERMAN DILLARD**  
Assistant Coach



**ANDREW FRANCIS**  
Assistant Coach



**BILLY TAYLOR**  
Dir. of Operations

**IOWA HAWKEYE BASKETBALL**  
**Iowa Combined Team Statistics (as of Jan 19, 2014)**  
**Conference games**

<b>RECORD:</b>	<b>OVERALL</b>	<b>HOME</b>	<b>AWAY</b>	<b>NEUTRAL</b>
ALL GAMES	4-1	3-0	1-1	0-0
CONFERENCE	4-1	3-0	1-1	0-0
NON-CONFERENCE	0-0	0-0	0-0	0-0

#	Player	gp-gs	min	avg	Total		3-Point		F-Throw		Rebounds				pf	dq	a	to	blk	stl	pts	avg
					fg-fga	fg%	3fg-fga	3fg%	ft-fa	ft%	off	def	tot	avg								
04	Marble, Roy Devyn	5-5	155	31.0	31-70	.443	10-18	.556	23-35	.657	7	13	20	4.0	16	0	13	10	2	11	95	19.0
30	White, Aaron	5-5	153	30.6	24-39	.615	2-4	.500	30-35	.857	7	28	35	7.0	5	0	11	7	4	4	80	16.0
10	Gesell, Mike	5-5	126	25.2	15-38	.395	3-13	.231	14-22	.636	3	10	13	2.6	7	0	24	10	1	9	47	9.4
01	Basabe, Melsahn	5-5	102	20.4	13-19	.684	0-0	.000	14-20	.700	10	33	43	8.6	13	0	1	8	6	1	40	8.0
20	Uthoff, Jarrod	5-0	101	20.2	13-23	.565	2-4	.500	10-12	.833	4	11	15	3.0	6	0	3	5	5	1	38	7.6
02	Oglesby, Josh	5-0	80	16.0	11-25	.440	8-15	.533	0-0	.000	3	5	8	1.6	5	0	3	2	1	0	30	6.0
00	Olaseni, Gabriel	5-0	70	14.0	9-16	.563	0-0	.000	8-14	.571	12	10	22	4.4	17	1	1	4	2	0	26	5.2
34	Woodbury, Adam	5-5	71	14.2	9-18	.500	0-0	.000	5-6	.833	6	10	16	3.2	12	0	1	6	2	2	23	4.6
15	McCabe, Zach	5-0	81	16.2	8-30	.267	2-13	.154	4-7	.571	2	14	16	3.2	9	0	7	2	0	4	22	4.4
03	Jok, Peter	3-0	16	5.3	1-3	.333	0-0	.000	3-4	.750	0	2	2	0.7	0	0	0	0	0	0	5	1.7
05	Clemmons, Anthony	5-0	43	8.6	0-2	.000	0-0	.000	3-8	.375	0	3	3	0.6	9	0	4	5	0	2	3	0.6
35	Stokes, Darius	1-0	1	1.0	0-0	.000	0-0	.000	0-0	.000	0	0	0	0.0	0	0	0	0	0	0	0	0.0
42	Meyer, Kyle	1-0	1	1.0	0-0	.000	0-0	.000	0-0	.000	0	0	0	0.0	0	0	0	0	1	0	0	0.0
Team											8	4	12				1					
Total.....		5	1000		134-283	.473	27-67	.403	114-163	.699	62	143	205	41.0	99	1	68	60	24	34	409	81.8
Opponents.....		5	1000		114-293	.389	32-101	.317	86-126	.683	58	113	171	34.2	129	6	50	67	15	33	346	69.2

<b>TEAM STATISTICS</b>	<b>IOWA</b>	<b>OPP</b>	<b>Date</b>	<b>Opponent</b>	<b>Score</b>	<b>Att.</b>
SCORING	409	346	* 12/31/13	NEBRASKA	w 67-57	15400
Points per game	81.8	69.2	* 01/05/14	at Wisconsin	L 71-75	17249
Scoring margin	+12.6	-	* 01/09/14	NORTHWESTERN	w 93-67	14016
FIELD GOALS-ATT	134-283	114-293	* 01/12/14	at Ohio State	w 84-74	18809
Field goal pct	.473	.389	* 01/19/14	MINNESOTA	w 94-73	15400
3 POINT FG-ATT	27-67	32-101	* = Conference game			
3-point FG pct	.403	.317	^ = Battle 4 Atlantis, Paradise Island, Bahamas			
3-pt FG made per game	5.4	6.4	# = Big Four Classic, Des Moines, Iowa			
FREE THROWS-ATT	114-163	86-126				
Free throw pct	.699	.683				
F-Throws made per game	22.8	17.2				
REBOUNDS	205	171				
Rebounds per game	41.0	34.2				
Rebounding margin	+6.8	-				
ASSISTS	68	50				
Assists per game	13.6	10.0				
TURNOVERS	60	67				
Turnovers per game	12.0	13.4				
Turnover margin	+1.4	-				
Assist/turnover ratio	1.1	0.7				
STEALS	34	33				
Steals per game	6.8	6.6				
BLOCKS	24	15				
Blocks per game	4.8	3.0				
ATTENDANCE	44816	36058				
Home games-Avg/Game	3-14939	2-18029				
Neutral site-Avg/Game	-	0-0				

<b>Score by Periods</b>	<b>1st</b>	<b>2nd</b>	<b>Totals</b>
Iowa	184	225	409
Opponents	151	195	346



**IOWA HAWKEYE BASKETBALL**  
**Iowa Combined Team Statistics (as of Jan 19, 2014)**  
**All games**

<b>RECORD:</b>	<b>OVERALL</b>	<b>HOME</b>	<b>AWAY</b>	<b>NEUTRAL</b>
ALL GAMES	15-3	11-0	1-2	3-1
CONFERENCE	4-1	3-0	1-1	0-0
NON-CONFERENCE	11-2	8-0	0-1	3-1

##	Player	gp-gs	min	avg	Total		3-Point		F-Throw		Rebounds				pf	dq	a	to	blk	stl	pts	avg
					fg-fga	fg%	3fg-fga	3fg%	ft-fa	ft%	off	def	tot	avg								
04	Marble, Roy Devyn	18-18	492	27.3	95-226	.420	28-75	.373	76-117	.650	19	45	64	3.6	28	0	59	27	4	39	294	16.3
30	White, Aaron	18-18	458	25.4	85-129	.659	4-12	.333	78-91	.857	28	88	116	6.4	19	1	39	32	10	15	252	14.0
20	Uthoff, Jarrod	18-0	372	20.7	59-105	.562	12-23	.522	49-58	.845	25	77	102	5.7	24	0	16	19	23	6	179	9.9
01	Basabe, Melsahn	18-18	335	18.6	52-91	.571	0-0	.000	34-53	.642	32	91	123	6.8	31	0	3	22	16	7	138	7.7
15	McCabe, Zach	18-0	299	16.6	43-112	.384	18-52	.346	25-34	.735	21	40	61	3.4	37	2	21	12	0	9	129	7.2
02	Oglesby, Josh	6-0	100	16.7	15-30	.500	12-20	.600	1-2	.500	3	7	10	1.7	5	0	5	4	1	1	43	7.2
10	Gesell, Mike	18-18	393	21.8	44-111	.396	15-44	.341	24-37	.649	7	32	39	2.2	32	1	68	21	2	23	127	7.1
03	Jok, Peter	16-0	203	12.7	31-82	.378	12-38	.316	26-32	.813	5	19	24	1.5	12	0	17	12	2	6	100	6.3
00	Olaseni, Gabriel	18-0	280	15.6	36-79	.456	0-0	.000	40-57	.702	48	43	91	5.1	44	1	9	14	26	4	112	6.2
34	Woodbury, Adam	18-18	287	15.9	37-75	.493	0-0	.000	23-31	.742	29	43	72	4.0	48	2	18	19	6	8	97	5.4
05	Clemmons, Anthony	18-0	280	15.6	19-35	.543	6-13	.462	21-34	.618	3	25	28	1.6	25	0	44	20	4	9	65	3.6
13	Denning, Kyle	8-0	41	5.1	6-11	.545	2-7	.286	0-0	.000	0	3	3	0.4	1	0	4	1	0	1	14	1.8
42	Meyer, Kyle	9-0	48	5.3	2-9	.222	1-4	.250	1-2	.500	4	11	15	1.7	5	0	4	5	1	1	6	0.7
23	Ukah, Okey	8-0	25	3.1	1-4	.250	0-0	.000	1-2	.500	1	4	5	0.6	0	0	0	1	1	0	3	0.4
35	Stokes, Darius	9-0	37	4.1	1-6	.167	0-0	.000	1-2	.500	1	2	3	0.3	7	0	0	2	0	0	3	0.3
Team											28	18	46		1		1					
Total.....		18	3650		526-1105	.476	110-288	.382	400-552	.725	254	548	802	44.6	319	7	307	212	96	129	1562	86.8
Opponents.....		18	3650		416-1117	.372	118-418	.282	248-373	.665	224	404	628	34.9	424	17	214	256	53	117	1198	66.6

<b>TEAM STATISTICS</b>	<b>IOWA</b>	<b>OPP</b>	<b>Date</b>	<b>Opponent</b>	<b>Score</b>	<b>Att.</b>
SCORING	1562	1198	11/08/13	UNC WILMINGTON	w 82-39	15293
Points per game	86.8	66.6	11/10/13	NEBRASKA-OMAHA	w 83-75	14271
Scoring margin	+20.2	-	11/14/13	MD. EASTERN SHORE	w 109-63	13374
FIELD GOALS-ATT	526-1105	416-1117	11/17/13	ABILENE CHRISTIAN	w 103-41	14733
Field goal pct	.476	.372	11/22/13	PENN	w 86-55	15400
3 POINT FG-ATT	110-288	118-418	^ 11/28/13	vs Xavier	Wot 77-74	2258
3-point FG pct	.382	.282	^ 11/29/13	vs UTEP	w 89-53	2664
3-pt FG made per game	6.1	6.6	^ 11/30/13	vs Villanova	Lot 83-88	2593
FREE THROWS-ATT	400-552	248-373	12/03/13	NOTRE DAME	w 98-93	15400
Free throw pct	.725	.665	# 12/07/13	vs Drake	w 83-66	14512
F-Throws made per game	22.2	13.8	12/09/13	FAIRLEIGH DICKINSON	w 92-59	13501
REBOUNDS	802	628	12/13/13	at Iowa State	L 82-85	14384
Rebounds per game	44.6	34.9	12/22/13	ARKANSAS PINE BLUFF	w 86-61	15400
Rebounding margin	+9.7	-	* 12/31/13	NEBRASKA	w 67-57	15400
ASSISTS	307	214	* 01/05/14	at Wisconsin	L 71-75	17249
Assists per game	17.1	11.9	* 01/09/14	NORTHWESTERN	w 93-67	14016
TURNOVERS	212	256	* 01/12/14	at Ohio State	w 84-74	18809
Turnovers per game	11.8	14.2	* 01/19/14	MINNESOTA	w 94-73	15400
Turnover margin	+2.4	-				
Assist/turnover ratio	1.4	0.8				
STEALS	129	117				
Steals per game	7.2	6.5				
BLOCKS	96	53				
Blocks per game	5.3	2.9				
ATTENDANCE	162188	72469				
Home games-Avg/Game	11-14744	3-16814				
Neutral site-Avg/Game	-	4-5507				

\* = Conference game  
^ = Battle 4 Atlantis, Paradise Island, Bahamas  
# = Big Four Classic, Des Moines, Iowa

<b>Score by Periods</b>	<b>1st</b>	<b>2nd</b>	<b>OT</b>	<b>Totals</b>
Iowa	782	761	19	1562
Opponents	532	645	21	1198