

2014-15 IOWA HAWKEYE BASKETBALL GAME NOTES



3 Final Fours
8 Big Ten Championships
2 Big Ten Tournament Titles
23 NCAA Tournaments

GAME 3 // TEXAS (2-0) vs. IOWA (2-0)
2K CLASSIC benefiting the WOUNDED WARRIOR PROJECT
Thursday, Nov. 20, 2014 • 6:02 p.m. (CT)
New York, New York • Madison Square Garden
Radio: Hawkeye Radio Network
Radio Talent: Jim Albracht (pxp), Bob Hansen (analyst)
TV: ESPN2 (WATCHESPN)
Announcers: John Saunders, Len Elmore, Jeff Goodman
Live Stats / Audio: hawkeyesports.com
Tickets: \$17 for adults, and \$5 for UI students and youth

Iowa Athletic Communications

5300 Carver-Hawkeye Arena, Iowa City, IA 52242
 Phone: 319-335-9411 • Fax: 319-335-9417
hawkeyesports.com • hawkeyebasketball.com

MBB CONTACT: MATTHEW WEITZEL
office: 319-335-6590 • **cell:** 319-430-8176
email: matthew-weitzel@hawkeyesports.com
Twitter: @BigWeitz

2014-15 Schedule / Results
2-0 Overall, 0-0 Big Ten

Nov. 14	Hampton	W, 90-56
Nov. 17	North Dakota State	W, 87-56
Nov. 20	vs. Texas #	6:02 p.m.
Nov. 21	vs. Syracuse / California #	TBD
Nov. 24	Pepperdine	7 p.m.
Nov. 26	Northern Illinois	7:30 p.m.
Nov. 29	Longwood	1:07 p.m.
Dec. 3	at North Carolina %	6:30 p.m.
Dec. 6	Maryland-Baltimore County	12:07 p.m.
Dec. 9	Alcorn State	8 p.m.
Dec. 12	Iowa State	7 p.m.
Dec. 20	vs. Northern Iowa +	6:30 p.m.
Dec. 22	North Florida	7 p.m.
Dec. 30	at Ohio State	12 p.m.
Jan. 5	Nebraska	8 p.m.
Jan. 8	Michigan State	6 p.m.
Jan. 13	at Minnesota	8 p.m.
Jan. 17	Ohio State	1 p.m.
Jan. 20	at Wisconsin	8 p.m.
Jan. 24	at Purdue	11 a.m.
Jan. 31	Wisconsin	11 a.m.
Feb. 5	at Michigan	6 p.m.
Feb. 8	Maryland	2:15 p.m.
Feb. 12	Minnesota	6 p.m.
Feb. 15	at Northwestern	2 p.m.
Feb. 19	Rutgers	7 p.m.
Feb. 22	at Nebraska	TBD
Feb. 25	Illinois	8 p.m.
Feb. 28	at Penn State	5 p.m.
March 3	at Indiana	6 p.m.
March 7	Northwestern	TBD

all times listed are central

^ -- exhibition
 # -- 2K Classic - New York City
 % -- ACC / Big Ten Challenge
 + -- Iowa Corn Cy-Hawk Series
 * -- Hy-Vee Big Four Classic - Des Moines, Iowa

Pronunciation Guide

Kirk Speraw..... SPEAR-awe
 Mike Gesell.....GAH-zelle
 Peter Jok..... JOCK
 Josh Oglesby.....Oh-gulls-BEE
 Gabriel Olaneni..... Oh-lah-SHANE-ee
 Okey Okah.....Oh-Kay Ooh-kuh
 Dom Uhl..... YULE
 Jarrod Uthoff..... YOU-toff

AP RV
 USA 25
 RPI NR

IOWA HAWKEYES

2014-15 Record: 2-0
Big Ten Record: 0-0
Head Coach: Fran McCaffery
Career Record: 327-240 (19th year)
Iowa Record: 76-63 (5th year)

STATISTICAL LEADERS
Points: Aaron White (14.5)
Rebounds: Gabriel Olaneni (9.0)
Assists: Aaron White (5.5)
Steals: Anthony Clemmons (2.0)
Blocks: Gabriel Olaneni (3.0)

GAME INFORMATION

Date: Thursday, Nov. 20, 2014
Tip-off: 6:02 p.m. (CT)
Location: New York, New York
Arena: Madison Square Garden
TV: ESPN2 **Online:** WATCHESPN
Radio: Sirius 134 & XM 195;
Hawkeye Radio Network
 WMT-AM 600 (Cedar Rapids)
 WHO-AM 1040 (Des Moines)
 KXIC-AM 800 (Iowa City)

SERIES
 Series is tied, 2-2
at Neutral Site: Series is tied, 2-2
Last Meeting: Nov. 23, 2009 (Texas, 85-60)

MULTIMEDIA
Audio / Live Stats: hawkeyesports.com
Twitter Updates: @IowaHoops

AP 10
 USA 10
 RPI NR

TEXAS LONGHORNS

2014-15 Record: 2-0
Big XII League Record: 0-0
Head Coach: Rick Barnes
Career Record: 586-300 (28th year)
Texas Record: 384-166 (17th year)

STATISTICAL LEADERS
Points: Isaiah Taylor (15.0)
Rebounds: Jonathan Holmes (7.5)
Assists: Connor Lammert (4.5)
Steals: Isaiah Taylor (1.5)
Blocks: Myles Turner (4.0)

2K Classic Semifinal Game Quick Hits

- Iowa and Texas have met four previous times, with each team winning twice. All four previous meetings have taken place on a neutral floor, with the last coming in 2009 in Kansas City.
- Thursday will be the earliest Iowa will have played a ranked opponent to start a season since 2009, when it played No. 3 Texas in the fourth game of the year (L, 85-60).
- Iowa returns to Madison Square Garden for the second time in two years. The Hawkeyes advanced to the NIT championship game in April, 2013.
- Friday's win was Fran McCaffery's 75th as head coach at Iowa. McCaffery signed a one-year contract extension last week to be the Hawkeyes' head coach through the 2019-2020 season.
- Iowa allowed 56 points in each of its first two games. The Hawkeyes beat Hampton, 90-56, and North Dakota State, 87-56.
- Iowa is 36-6 when scoring 80 points or more, the last five seasons. The Hawkeyes are 41-1 when holding opponents to fewer than 61 points, the last five years.
- Last year, Anthony Clemmons reached double figures in scoring once. The guard has scored double digits in each of the first two games to start his junior season (12 points versus Hampton and 12 against North Dakota State).

Iowa Projected Starting Lineup

 G • 10 • Anthony Clemmons 6-2 • 195 • Jr. • Lansing, MI PTS 11.5 REB 4.0 FG% .636 FT% .800	 F • 20 • Jarrod Uthoff 6-9 • 210 • Jr. • Cedar Rapids, IA PTS 12.5 REB 3.5 FG% .563 FT% .500
 G • 10 • Mike Gesell 6-2 • 190 • Jr. • South Sioux City, NE PTS 5.0 AST 3.0 FG% .400 FT% 1.000	 F • 30 • Aaron White 6-9 • 228 • Sr. • Strongsville, OH PTS 14.5 REB 7.5 FG% .692 FT% .786
 C • 34 • Adam Woodbury 7-1 • 240 • Jr. • Sioux City, IA PTS 8.5 REB 7.5 FG% .667 FT% .500	

Inside The Numbers

	IOWA	TEXAS
Scoring Average	88.5	85.0
Scoring Defense	56.0	51.5
Scoring Margin	+32.5	+33.5
FG%	.504	.525
FG% Defense	.302	.286
FT%	.774	.692
3-PT FG%	.439	.404
3-PT FG% Defense	.311	.292
Rebound Margin	+14.0	+19.0
Assists Per Game	20.0	16.5
Turnovers Per Game	16.0	11.0
Steals Per Game	9.5	5.5
Blocks Per Game	5.5	6.0

Miscellaneous Statistics

Double-Figure Scoring Games...

Player	11-12	12-13	13-14	14-15	Career
Aaron White	18	26	22	2	68
Mike Gesell	---	14	14	---	28
Josh Oglesby	6	6	5	---	17
Jarrold Uthoff	---	---	11	2	13
Gabriel Olaseni	---	1	9	2	12
Adam Woodbury	---	6	4	1	11
Peter Jok	---	---	7	1	8
Anthony Clemmons	---	4	1	2	7

20-Point Scoring Games...

Player	11-12	12-13	13-14	14-15	Career
Aaron White	2	4	4	---	10
Josh Oglesby	2	---	---	---	2
Mike Gesell	---	1	---	---	1

Double-Figure Rebounding Games...

Player	11-12	12-13	13-14	14-15	Career
Aaron White	4	4	4	---	12
Gabriel Olaseni	---	1	4	1	6
Jarrold Uthoff	---	---	2	---	2
Adam Woodbury	---	---	1	1	2

Double-Doubles...

Player	11-12	12-13	13-14	14-15	Career
Aaron White	4	4	4	---	12
Gabriel Olaseni	---	---	4	1	5
Jarrold Uthoff	---	---	2	---	2
Adam Woodbury	---	---	---	1	1

4+ Three-Pointer Games...

Player	11-12	12-13	13-14	14-15	Career
Josh Oglesby	3	2	3	---	8
Mike Gesell	---	1	1	---	2
Jarrold Uthoff	---	---	---	1	1

5+ Assists Games...

Player	11-12	12-13	13-14	14-15	Career
Mike Gesell	---	5	13	---	18
Anthony Clemmons	---	9	2	---	11
Aaron White	---	---	2	2	4

3+ Steals Games...

Player	11-12	12-13	13-14	14-15	Career
Aaron White	2	4	3	---	9
Mike Gesell	---	4	2	---	6
Anthony Clemmons	---	4	---	1	5
Josh Oglesby	---	---	1	---	1
Adam Woodbury	---	---	1	---	1

3+ Blocks Games...

Player	11-12	12-13	13-14	14-15	Career
Gabriel Olaseni	1	4	7	2	13
Adam Woodbury	---	3	---	---	3
Aaron White	2	1	---	---	3

2014-15 Margin of Victory/Defeat

Points	1	2	3	4	5	6	7	8	9	10+	15+	20+
Wins	0	0	0	0	0	0	0	0	0	0	0	2
Losses	0	0	0	0	0	0	0	0	0	0	0	0

THE SETTING

No. 25 Iowa (1-0) travels to New York City for the 2K Classic benefiting the Wounded Warriors Project. The Hawkeyes will face No. 10 Texas (2-0) on Thursday at 6:02 p.m. (CT) in Madison Square Garden. Syracuse will face California in the Thursday doubleheader nightcap. Friday's consolation game will tipoff at 4 p.m. (CT), while the championship game is slated for 6:30 p.m. (CT).

ON THE AIR

Radio: Iowa games are broadcast on the Hawkeye Radio Network. Jim Albracht will handle the play-by-play this week, along with color commentator Bob Hansen. The network includes more than 40 stations that blanket the state of Iowa and include portions of Illinois, Nebraska, Minnesota, Missouri and Wisconsin. The Hawkeye Radio Network coverage includes a 60-minute pregame show.

TV: Thursday night's game will be televised nationally on ESPN2 (WATCHESPN). John Saunders, Len Elmore and Jeff Goodman will call the action.

HAWKEYES TOP NORTH DAKOTA STATE

- A 21-2 run spanning halves lifted the Iowa men's basketball team to an 87-56 win over North Dakota State.
- For the second straight game, five Hawkeyes reached double figures. Gabriel Olaseni led the Hawkeyes with 14 points, Jarrod Uthoff contributed 12, Anthony Clemmons netted 11, while Adam Woodbury and Aaron White each had 10 points.
- Iowa shot 90 percent from the foul line, sinking 18 of its 20 attempts. The Hawkeyes also shot 54 percent (30-of-56) from the field.
- Adam Woodbury and Gabriel Olaseni both registered double-doubles. Woodbury had 10 points and equaled a career high with 11 rebounds for his first career double-double; Olaseni posted 14 points and snagged 11 rebounds for his fifth career double-double.
- It marked the fourth time in the Fran McCaffery era that Iowa had two-plus players with 10+ points and 10+ rebounds in the same game.
- Anthony Clemmons had 11 points and tied a career high with three steals. The junior has reached double figures in each of his first two games.
- Josh Oglesby tied a career high with four assists, while Peter Jok matched a career high with two steals.

2014-15 Iowa Hawkeye Roster

No.	Name	Pos.	Ht.	Wt.	Yr.	Hometown (High School/College)
0	Gabriel Olaseni	C	6-10	237	Sr.	London, England (Sunrise Christian Academy - KS)
1	Charlie Rose	G	6-4	175	Fr.	Elmhurst, Ill. (York Community)
2	Josh Oglesby	G	6-5	200	Sr.	Cedar Rapids, Iowa (Washington)
3	Peter Jok	G	6-6	200	So.	West Des Moines, Iowa (Valley)
5	Anthony Clemmons	G	6-2	195	Jr.	Lansing, Mich. (Sexton)
10	Mike Gesell	G	6-2	190	Jr.	South Sioux City, Neb. (South Sioux City)
11	Trey Dickerson	G	6-0	170	So.	Queens, N.Y. (God's Academy (TX)/Williston St.)
13	Kyle Denning	G	6-1	165	Sr.	Cedar Falls, Iowa (Northern University HS)
20	Jarrold Uthoff	F	6-9	210	Jr.	Cedar Rapids, Iowa (Jefferson/Wisconsin)
23	Okey Ukah	F	6-7	220	Jr.	Iowa City, Iowa (West/Kirkwood CC)
24	Brady Ellingson	G	6-4	188	Fr.	Sussex, Wis. (Sussex)
25	Dom Uhl	F	6-8	195	Fr.	Frankfurt, Germany (Point Pleasant Beach - NJ)
30	Aaron White	F	6-9	228	Sr.	Strongsville, Ohio (Strongsville)
34	Adam Woodbury	C	7-1	245	Jr.	Sioux City, Iowa (East)
51	Nicholas Baer	F	6-7	187	Fr.	Bettendorf, Iowa (Bettendorf)

Head Coach: Fran McCaffery

Assistant Coaches: Kirk Speraw, Sherman Dillard, Andrew Francis

Head Coach Fran McCaffery

Fran McCaffery is in his fifth season as the head basketball coach at the University of Iowa and his 19th year overall as a college head coach. McCaffery spent five seasons (2005-10) as the head coach at Siena, six years at UNC-Greensboro (1999-2005) and three seasons at Lehigh (1985-88) before joining the Hawkeyes.



McCaffery has three decades of Division I coaching experience. He completed his 32nd season as a collegiate coach in 2014, which includes 18 years as a head coach and 14 as an assistant. McCaffery became one of 12 coaches to lead four different Division I teams to the NCAA Tournament in 2014.

McCaffery, 54, holds a career mark of 327-240 (.577) and guided his teams to nine postseason appearances (six NCAA, three NIT). He is 76-63 (.547) at Iowa.

Since taking over the Iowa program in 2010, the Hawkeyes have increased their win total by 15 games. McCaffery coached Iowa to 25 victories in 2013, equaling the second-most win total in program history. McCaffery has guided the Black and Gold to back-to-back NIT appearances, including a runner-up finish in 2013.

McCaffery has posted upper division finishes in each of the past two seasons at Iowa and 14-of-18 seasons as a head coach. He has posted 20 wins or more six of the last eight seasons, including the last two at Iowa (2013 and 2014).

McCaffery and the Hawkeyes have made Carver-Hawkeye Arena one of the most feared arenas to play nationally. Fans have embraced McCaffery and his team's style of play with attendance increasing by 30 percent since 2010. The Hawkeyes won a school-record 18 home games a year ago.

McCaffery's five years at Siena were the best in its 70-year history. He led the Saints on an incredible run that ended with three straight Metro Atlantic Athletic Conference championships and NCAA Tournament appearances. In so doing, Siena became the only program in the country to win its regular season and postseason title 2008-10.

McCaffery's Saints owned a 112-51 (.687) record in his five years with the program. He guided the Saints to four consecutive 20-win seasons.

The 2009 MAAC Coach of the Year and 2010 District I Coach of the Year is the third winningest coach, by percentage, in league history (68-22, .756). He is the only coach to guide a MAAC program to two NCAA Tournament wins. McCaffery led his 2008 and 2009 teams to first round NCAA Tournament victories over Vanderbilt and Ohio State, respectively.

In his final two seasons at Siena, he coached the Saints to back-to-back 27-win campaigns and boasted a combined 39-3 (.929) record against MAAC opponents, which included MAAC Tournament contests.

McCaffery began his coaching career as an assistant at Penn (1982-83) and Lehigh (1983-85). After three seasons as head coach at Lehigh, he spent 11 seasons as an assistant at Notre Dame (1988-99).

McCaffery played basketball at Wake Forest his freshman year (1977-78) and then concluded his collegiate playing career at Penn his final three seasons (1979-82).

He earned his B.S. degree in Economics from The Wharton School (Penn) in 1982. McCaffery also earned a Master of Education from Lehigh in 1985.

COACHING HONORS

NABC District I Coach of the Year, 2009-10

MAAC Coach of the Year, 2008-09

HEAD COACHING EXPERIENCE

Lehigh (1985-88):49-39 (.557); 8-6 (.571) League
UNC-Greensboro (1999-05).....90-87 (.508); 49-47 (.510) League
Siena (2005-10)112-51 (.687); 68-22 (.756) League
Iowa (2010-present):76-63 (.547); 30-42 (.417) League

McCaffery File

Born: May 23, 1959
Hometown: Philadelphia, Pa.
High School: LaSalle, 1977
College: B.S. in Economics, The Wharton School (Penn), 1982
Master of Education, Lehigh, 1985
Family: Wife, Margaret
Sons, Connor, Patrick and Jonathan Francis
Daughter, Marit Katherine
Brother, Jack (sportswriter in Philadelphia area)

Coaching Honors

MAAC Coach of the Year, 2009

NABC District I Coach of the Year, 2009-10

Coaching History (30 years)

1982-83 Assistant Coach, Penn
1983-85 Assistant Coach, Lehigh
1985-88 Head Coach, Lehigh
1988-99 Assistant Coach, Notre Dame
1999-05 Head Coach, UNC-Greensboro
2005-10 Head Coach, Siena
2010-present Head Coach, University of Iowa

Coaching Chart

Overall (18 seasons): 327-240 (.577)
At Iowa (four seasons): 76-63 (.547)
At Siena (five seasons): 112-51 (.688)
At UNCG (six seasons): 90-87 (.508)
At Lehigh (three seasons): 49-40 (.551)
NCAA Tournament (six appearances*): 2-6
NIT (three appearances): 5-3

**McCaffery is the first coach to bring three different programs from one-bid leagues to the NCAA Tournament (conferences that sent just one team the year his program advanced).*

McCaffery in Postseason Play

1988 NCAA Tournament - - Lehigh
1989 NCAA Tournament - - Notre Dame
1990 NCAA Tournament - - Notre Dame
1992 NIT - - Notre Dame
1997 NIT - - Notre Dame
2001 NCAA Tournament - - UNC-Greensboro
2002 NIT - - UNC-Greensboro
2008 NCAA Tournament - - Siena
2009 NCAA Tournament - - Siena
2010 NCAA Tournament - - Siena
2012 NIT - - Iowa
2013 NIT - - Iowa
2014 NCAA Tournament - - Iowa

Playing Experience

Wake Forest, 1977-78
Penn, 1979-82

2014-15 Big Ten Standings/Schedule

Team	Big Ten	Pct.	Overall	Pct.
Illinois	0-0	.000	2-0	1.000
Indiana	0-0	.000	2-0	1.000
IOWA	0-0	.000	2-0	1.000
Penn State	0-0	.000	2-0	1.000
Purdue	0-0	.000	2-0	1.000
Wisconsin	0-0	.000	2-0	1.000
Maryland	0-0	.000	2-0	1.000
Michigan	0-0	.000	2-0	1.000
Northwestern	0-0	.000	2-0	1.000
Michigan St	0-0	.000	1-0	1.000
Nebraska	0-0	.000	1-0	1.000
Ohio State	0-0	.000	1-0	1.000
Minnesota	0-0	.000	0-1	.000
Rutgers	0-0	.000	0-1	.000

Tuesday, Nov. 18

Duke vs. Michigan State, 6 p.m.
 Marquette at Ohio State, 6:30 p.m.
 Western Kentucky at Minnesota, 7 p.m.
 Central Arkansas at Nebraska, 7 p.m.

Wednesday, Nov. 19

Fairleigh Dickinson at Rutgers, 6:30 p.m.
 Green Bay at Wisconsin, 8 p.m.

Thursday, Nov. 20

Charlotte vs. Penn State, 4 p.m.
 Detroit at Michigan, 5 p.m.
Iowa vs. Texas, 6 p.m.
 Grambling at Purdue, 6 p.m.
 Fordham at Maryland, 6:30 p.m.
 SMU at Indiana, 7 p.m.
 North Florida at Northwestern, 7 p.m.
 Franklin Pierce at Minnesota, TBD

All times are central

National Rankings

AP Poll

Nov. 17

- Kentucky
- Arizona
- Wisconsin
- Duke
- Kansas
- North Carolina
- Louisville
- Florida
- Virginia
- Texas
- Wichita State
- Villanova
- Gonzaga
- Iowa State
- VCU
- San Diego State
- Connecticut
- Oklahoma
- Michigan State
- Ohio State
- Nebraska
- SMU
- Syracuse
- Michigan
- Utah

RV - Iowa

USA Today Poll

Nov. 17

- Kentucky
- Arizona
- Duke
- Wisconsin
- Kansas
- North Carolina
- Florida
- Louisville
- Virginia
- Texas
- Gonzaga
- Villanova
- Wichita State
- Iowa State
- VCU
- San Diego State
- Connecticut
- Oklahoma
- Michigan State
- Ohio State
- Nebraska
- Michigan
- SMU
- Syracuse
- Iowa**

2014-15 Captains

Iowa captains are seniors Josh Oglesby, Gabriel Olaseni, and Aaron White

SCOUTING TEXAS

Texas scored 85 points in its first two games, beating North Dakota State, 85-50, and Alcorn State, 85-53, last weekend in 2K Classic Regional Round games. Sophomore Isaiah Taylor led the Longhorns in scoring both contests, averaging 15.0 points in the two wins. Freshman Myles Turner averaged 12.5 points and 6.5 rebounds, while senior Jonathan Holmes averaged 12 points and 7.5 boards. Texas dominated the glass, owning a +19 rebounding margin in both contests. The Longhorn's win over Alcorn State on Nov. 16, was the program's 1,700th.

HAWKEYE HUDDLE IN NEW YORK

There will be a "2K Classic Hawkeye Huddle" on Thursday, 4-6 p.m. (ET) at Quinn's Bar and Grill, located at 356 West 44th Street in New York. The Huddle location is less than one mile from Madison Square Garden. Iowa and Texas tipoff at 7 p.m. (ET). There will not be a scheduled Hawkeye Huddle prior to the Friday night game, but fans are welcome to gather against at Quinn's Bar and Grill prior to tipoff.

DICKERSON, UHL RETURN TO THE EAST COAST

Sophomore transfer Trey Dickerson and freshman Dom Uhl return to the East Coast this week. Dickerson hails from Queens, New York, while Uhl played prep basketball at Point Pleasant Beach High School in New Jersey.

IOWA VS. RANKED TEAMS

Thursday will be the Hawkeyes' first contest of the season against a ranked opponent. These are Iowa's most recent wins vs. nationally-ranked opponents:

At Home:	85-67 over 10th-ranked Michigan, 2/8/14
	67-66 over 15th-ranked Wisconsin, 2/23/12
	78-66 over 18th-ranked Indiana, 2/19/12
	75-59 over 13th-ranked Michigan, 1/14/12
On the Road:	84-74 over 3rd-ranked Ohio State, 1/12/14
	72-65 over 11th-ranked Wisconsin, 12/31/11
	70-67 over 21st-ranked Indiana, 2/11/06
Neutral Court:	67-60 over seventh-ranked Ohio State, 3/12/06
	<i>In semifinals of Big Ten Tournament</i>

LEADING THE TEAM

Following is the number of times a player led Iowa in scoring, rebounding, assists and steals. If two or more players tied for the team lead, all were credited for that game:

Player	Scoring	Rebounding	Assists	Steals	Blocks
Aaron White	1	---	2	---	---
Peter Jok	---	1	---	1	---
Gabriel Olaseni	1	1	---	---	1
Trey Dickerson	---	---	---	1	---
Adam Woodbury	---	1	---	---	---
Anthony Clemmons	---	---	---	---	1

WHITE HOT

Iowa has three players shooting above 64 percent from the field and five above 56 percent. The Hawkeyes also have two players shooting above 60 percent from 3-point territory (minimum six attempts).

Player	FG%	3-pt FG%
Aaron White	69% (9-of-13)	---
Adam Woodbury	67% (8-of-12)	---
Anthony Clemmons	64% (7-of-11)	83% (5-of-6)
Gabriel Olaseni	58% (7-of-12)	---
Jarrod Uthoff	56% (7-of-11)	60% (6-of-10)

Iowa Career FT Makes

1.	516	Roy Marble	1986-89
2.	493	Acie Earl	1990-93
3.	468	Dean Oliver	1998-01
4.	462	Don Nelson	1960-62
5.	434	Aaron White	2011-p

Iowa Career FT Attempts

1.	725	Acie Earl	1990-93
2.	707	Roy Marble	1986-89
3.	687	Don Nelson	1960-62
4.	648	Reggie Evenas	2001-02
5.	621	Dean Oliver	1998-01
6.	595	Roy Devyn Marble	2010-p
7.	576	Aaron White	2011-p

Iowa Career Scoring

1.	2,116	Roy Marble	1986-89
2.	1,779	Acie Earl	1990-93
3.	1,768	Greg Stokes	1982-85
4.	1,705	B.J. Armstrong	1986-89
5.	1,694	Roy Devyn Marble	2010-p

17.	1,343	James Moses	1989-92
18.	1,330	Aaron White	2011-p

HAWKEYE FASTBREAKS

- The Hawkeyes will play five games in 10 days beginning Thursday in New York.
- Iowa split its two games in its last two visits to Madison Square Garden. In 1999, Iowa beat No. 1 Connecticut (70-68), but fell to Stanford (72-58). In 2013, Iowa beat Maryland (71-60), but lost to Baylor (74-54) in the NIT semifinals and championship, respectively.
- Iowa has won 26 straight nonconference home games, a streak that dates back to November 2011 (Clemson). The active streak ties Oregon for 11th in the country.

2014 IOWA BASKETBALL TEAM HIGHLIGHTS

- Iowa won 20 games or more in consecutive seasons for the first time since 2004-05/2005-06.
- Iowa returned to the NCAA Tournament for the first time since 2006. The Hawkeyes, who played in their 23rd tournament, fell 78-65 in overtime to Tennessee in the first round.
- Fran McCaffery is one of 12 coaches to guide four different teams to the NCAA Tournament.
- Iowa finished sixth in the Big Ten standings for the second consecutive season. McCaffery has posted upper division finishes in each of the past two seasons at Iowa and 14-of-18 seasons as a head coach. He has posted 20 wins or more six of the last eight seasons, including the last two at Iowa (2013 and 2014).
- Iowa scored 2,689 points, which are the fifth most in program history.
- Iowa attempted 660 free throws -- the third most in program history.

2014 INDIVIDUAL HIGHLIGHTS

- Devyn Marble (first) and Aaron White (third) were all-conference honorees. Marble is Iowa's first all-conference first-team honoree since Adam Haluska in 2007.
- Aaron White was the only player in the country to shoot better than 55 percent from the field and 80 percent from the free throw line in 2013-14. White, who amassed 1,301 points, became just the fourth Hawkeye to accumulate 1,300+ points as a junior, joining Roy Marble (1,441), Ronnie Lester (1,423) and Jess Settles (1,303).
- Junior Gabriel Olaseni is one of only four players in the country (minimum 160 rebounds) with more offensive rebounds (82) than defensive (81).
- Peter Jok shot at a 34.8 percent clip from 3-point range, which is eighth best for an Iowa freshman.

ACADEMIC EXCELLENCE

In recognition of Mike Gesell's outstanding academic record in the Tippie College of Business at The University of Iowa, the junior has been invited to become a member of Beta Gamma Sigma, the National Scholastic Honor Society for business students. This honor is reserved for students who have earned GPAs that place them in the top 10 percent of their class. The UI chapter, established in 1920, is one of the 10 oldest in the nation.

ROSTER CHANGES FOR 2014-15

Roy Devyn Marble, Melsahn Basabe, and Zach McCabe exhausted their eligibility after last season, while forwards Kyle Meyer and Darius Stokes transferred.

Iowa welcomes five newcomers: Brady Ellingson, Trey Dickerson, Dom Uhl, and walk-ons Nicholas Baer and Charlie Rose.

After spending the last three seasons as a walk-on, guard Kyle Denning has been rewarded with a scholarship for his senior season by head coach Fran McCaffery.

GESELL JOINS ELITE GROUP

Through two seasons, Mike Gesell became just the third Hawkeye to ever amass 550+ points, 200+ assists, 150+ rebounds and 75+ steals. Gesell has 553 points, 217 assists, 155 rebounds and 83 steals. Gesell joins Jeff Horner (632 points, 204 assists, 292 rebounds and 78 steals) and Dean Oliver (631 points, 267 assists, 184 rebounds and 93 steals).

IN THE RANKINGS

The Hawkeyes are ranked 25th in the USA Today/Coaches Poll and are receiving votes in the Associated Press rankings.

Iowa was ranked for 16 consecutive weeks in 2013-14, climbing as high as 10th in both the Associated Press and Coaches polls on Jan. 20, 2014.

ATTACKING THE RIM

Iowa's 27.2 free-throw attempts average last season, ranked 15th nationally. The Hawkeyes ranked ninth in the country in made free throws (20.0).

Aaron White is on pace to shatter the school's free-throw makes record. White currently ranks fifth with 434 career makes. White (576) is also climbing Iowa's free-throw attempts chart, ranking seventh. White made all 10 free throw attempts against Northwestern on Jan. 9, 2014 -- he is 1-of-8 Hawkeyes ever to make all free throw attempts in a game played in Carver-Hawkeye Arena (minimum 10 attempts).

ON POINT

Point guard Mike Gesell scored in double figures in seven of the last 11 games in 2014, which included a stretch of five straight games -- the longest stretch of his career.

In 33 games, Gesell ranked first in the Big Ten and 12th nationally in assist-to-turnover ratio (3.0). The sophomore has 563 career points, just past halfway to the 1,000-point club.

Gesell posted 10 points, eight assists, and three steals in Iowa's win over nationally-ranked Michigan last year. It marked just the fifth time since 1996-97 that a Hawkeye amassed 10+ points, 8+ assists and 3+ steals in a game (Andre Woolridge three times and Jeff Horner). He had 13 points, six assists and no turnovers at Minnesota on Feb. 25. He netted 15 points in Iowa's win over Purdue on March 1 and contributed 11 points and, assists, four rebounds and two steals against Illinois in the regular season finale.

REBOUNDING BOOST

Last year, Iowa owned a +7.0 rebounding margin, which ranked 11th in the country. The Hawkeyes are off to a good start on the glass in 2014-15, pulling down 18 more rebounds than Hampton (48-32) and 12 more boards than North Dakota State (45-33).

Iowa ranked 12th in the nation in defensive rebounding (26.9) and 22nd in offensive rebounding (13.5) a year ago.

BENCH MOB

Iowa's reserves played a large role in Iowa's 20 victories last year. Overall, Iowa's bench averaged 30.6 points, 18.8 rebounds and 2.7 blocks. The Hawkeye reserves' rebounding average was tops in the country, while their scoring and blocks rank third best.

Iowa's bench is averaging 36.5 points after two games in 2014-15. The Hawkeye reserves tallied 37 points against Hampton and 36 versus North Dakota State.

WHITE HOT

Aaron White ranks first among active Big Ten players in rebounding (680) and is fourth in scoring (1,330).

White ranked first on the team in rebounding (6.7), and second in scoring (12.8), and third in steals (32) and assists (60) last season. White was the only Big Ten player to average 13+ points and 7+ rebounds during league play in 2014.

White became the first Hawkeye ever to register 1,300+ points, 650+ rebounds, 100+ steals and 100+ assists by his junior season.

White was the only player in the country to shoot better than 55 percent from the field and 80 percent from the foul line in 2014. He shot 58 percent from the field and 81 percent from the charity stripe.

White became the fifth player, since 1960, to lead the Hawkeyes in rebounding three consecutive seasons. White joins Don Nelson (1960-62); Kevin Kunnert (1971-73); Bruce King (1975-77);

and Greg Brunner (2004-06). He is seeking to become the first Hawkeye to ever lead the Hawkeyes in rebounding all four seasons.

White became the 41st Hawkeye to surpass 1,000 career points with his 19th point scored with one second remaining at the free throw line versus Notre Dame (Dec. 3). He reached the 1,000-point milestone in his 82nd career game. He currently ranks 18th in Iowa scoring.

The native of Strongsville, Ohio, became the first Hawkeye in 10 years to amass 25 points and 17 rebounds in a game at Iowa State on Dec. 13, 2013. The last Hawkeye to accomplish the feat was Jared Reiner on March 1, 2003, at Indiana. The 17 rebounds are the most in a single-game since Greg Brunner cleared 23 against Minnesota on Jan. 18, 2006.


IOWA HISTORY

Iowa has played 2,643 games since beginning basketball in 1902. Iowa's overall record is 1,552-1,091 (.587). That includes a 989-349 (.739) record in home games, a 557-739 (.430) record in contests away from Iowa City, a 729-746 (.494) mark in Big Ten games and a 395-123 (.762) record in Carver-Hawkeye Arena.

BLOCK PARTY

Junior Gabriel Olaseni blocked at least three shots five times last season. His 43 blocks ranked 10th in the Big Ten (1.3 average). Sophomore Jarrod Uthoff denied 34 shots (1.1 average), a total that ranked 11th in the league. Olaseni denied a game-high four shots in Friday's season-opening triumph over Hampton and another two versus North Dakota State on Monday. Uthoff had one block in each of Iowa's first two contests to start the year.

As a team, Iowa ranked second in the Big Ten, and 40th nationally, in rejections (5.0) in 2013-14.



ATTACKING THE RIM

Iowa's 27.2 free-throw attempts average last season, ranked 15th nationally. The Hawkeyes ranked ninth in the country in made free throws (20.0). Iowa was 23-of-33 (70 percent) against Hampton and 18-of-20 (90 percent) versus North Dakota State.

Aaron White is on pace to shatter the school's free-throw makes record. White currently ranks fifth with 434 career makes. He passed Ronnie Lester and Devyn Marble on Monday to move into fifth place.

White (576) is also climbing Iowa's free-throw attempts chart, ranking seventh. White made all 10 free throw attempts against Northwestern on Jan. 9, 2014 -- he is 1-of-8 Hawkeyes ever to make all free throw attempts in a game played in Carver-Hawkeye Arena (minimum 10 attempts).

HAWKEYEBASKETBALL.COM

Check out the Iowa basketball team's website, HawkeyeBasketball.com, devoted to everything on-and-off-the-court surrounding the program.

HawkeyeBasketball.com, allows fans a chance to go behind the scenes with the Hawkeye basketball program on and off the court. The site is complete with exclusive videos, photo galleries and content featuring the basketball program.

COACHING EXPERIENCE

Fran McCaffery has one of the most experienced coaching staffs in the country. The Iowa men's basketball staff has 66 years of combined collegiate head coaching experience and more than 130 years of collegiate coaching under their belts. Listed below are the number of years of head coaching experience on the Iowa staff.

Coach	Years
Fran McCaffery	18 years
Kirk Speraw's	20 years
Sherman Dillard	10 years
Andrew Francis	2 years
Billy Taylor	11 years
Al Seibert	5 years

HY-VEE BIG FOUR CLASSIC TICKETS ON SALE

The state of Iowa's four NCAA Division I institutions will host the third annual Hy-Vee Big Four Classic, a men's college basketball doubleheader at Wells Fargo Arena in Des Moines Dec. 20.

Tickets, priced at \$25, \$50 and \$70, can be purchased at dahlstickets.com the Wells Fargo Arena Ticket Office, all Dahl's Foods Locations and by calling 1-866-55-DAHLS.

ALL-SESSION BIG TEN TOURNAMENT TICKETS ON SALE

All-session tickets for the 2015 Big Ten Men's Basketball Tournament are on sale. The Big Ten Men's Basketball Tournament will return to the United Center in Chicago, March 11-15. The event will feature a five-day format for the first time in conference history.

Lower level tickets may be purchased through the UI Ticket Office. Upper level tickets may be purchased at Ticketmaster outlets, ticketmaster.com, by calling Ticketmaster at (800) 745-3000 or going to unitedcenter.com.

All-session tickets for the 100 and 200 levels at the United Center are available for \$375 through the Big Ten university ticket offices only. All-session tickets for the 300 level are available for \$275 or \$200 (depending on seat location) through Ticketmaster or the United Center box office only. Orders will be limited to four all-session tickets.

The tournament will continue to feature a discounted student ticket program. Students of Big Ten universities will be able to purchase tickets for \$20, good for only the session or sessions featuring their school. All students must have a valid student ID for entry. Student section seating will be available in balcony sections and orders will be limited to one ticket per student.

IOWA HEADSHOTS AVAILABLE ONLINE

Up-to-date head shots of all Iowa players and coaches are available on the internet at pics.hawkeyesports.com. Contact the Iowa Athletic Communications office if you are in need of additional photos.

ON THE HORIZON

Iowa returns to Iowa City for three home games next week. The Hawkeyes will host Pepperdine on Monday, Nov. 24, followed by contests against Northern Illinois (Nov. 26) and Longwood (Nov. 29).



**IOWA
HAWKEYES**



**TEXAS
LONGHORNS**

2014-15	BIG TEN	AP	USA	RPI
0-0	2-0	RV	25	N/A

2014-15	BIG XII	AP	USA	RPI
2-0	0-0	10	10	N/A

Iowa Player Broadcast Notes
Texas vs. Iowa // GAME 3
Nov. 20, 2014 (Madison Square Garden; New York, New York)




0

Gabriel Olaseni • C

	MIN	PTS	REB	BLK	AST	FG%	FT%
SEASON	18.5	13.0	9.0	3.0	0.5	.583	.857
BIG TEN	0.0	0.0	0.0	0.0	0.0	.000	.000
CAREER	11.9	4.0	3.3	1.0	0.3	.508	.724

6-10 • 237 • Sr. • London, England

- 5 career double-doubles, including 1 this season
- Team-leader in rebounding (9.0) and blocks (4.0)
- Scored double figures in back-to-back games to start season
- Shooting 58% from the field and 86% from the FT line
- 14 points, 11 rebounds off the bench in win over NDSU



2

Josh Oglesby • G

	MIN	PTS	REB	AST	STL	FG%	FT%
SEASON	21.0	5.0	3.0	3.5	1.0	.231	1.000
BIG TEN	0.0	0.0	0.0	0.0	0.0	.000	.000
CAREER	18.0	5.6	1.5	1.2	0.3	.355	.753

6-5 • 200 • Sr. • Cedar Rapids, Iowa

- scored in double figures 17 career times
- tied career high with 4 assists in win over North Dakota St
- made two 3-pointers in win over North Dakota State



3

Peter Jok • G

	MIN	PTS	REB	AST	STL	FG%	FT%
SEASON	18.5	8.0	4.0	1.0	1.5	.375	1.000
BIG TEN	3.9	1.2	0.3	0.2	0.2	.444	.667
CAREER	10.1	4.7	1.1	0.7	0.4	.398	.833

6-6 • 200 • So. • West Des Moines, Iowa

- tallied double figures six times
- ranks 10th in team scoring (4.2) & 6th in 3-pters made (14)
- played five minutes in Iowa's last game vs. N'western
- made at least 1 trey in 11 games, including 2 of the last 3
- scored a personal-best 15 points versus Abilene Christian



5

Anthony Clemmons • G

	MIN	PTS	REB	AST	STL	FG%	FT%
SEASON	18.5	11.5	4.0	1.0	2.0	.636	.800
BIG TEN	0.0	0.0	0.0	0.0	0.0	.000	.000
CAREER	14.4	3.7	1.5	2.2	0.5	.422	.688

6-2 • 195 • Jr. • Lansing, Mich.

- shooting at a 64% clip from the field & 83% from 3-pt range
- scored in double figures in both games to start the season
- grabbed a career-high 5 rebounds in opener vs. Hampton
- one of 4 Hawkeyes to average double figures in scoring
- high school teammate of Michigan St's Denzel Valentine



10

Mike Gesell • G

	MIN	PTS	REB	AST	STL	FG%	FT%
SEASON	15.5	5.0	0.5	3.0	1.0	.400	1.000
BIG TEN	0.0	0.0	0.0	0.0	0.0	.000	.000
CAREER	24.2	8.2	2.3	3.2	1.2	.390	.732

6-2 • 190 • Jr. • South Sioux City, Neb.

- Beta Gamma Sigma, National Honor Society for business students
- scored in double figures 28 career times
- tallied 8 points and dished out 3 assists in win over NDSU
- ranked 13th in nation last year in assist/turn over ratio (3.0)




11

Trey Dickerson • G

	MIN	PTS	REB	AST	STL	FG%	FT%
SEASON	18.0	4.0	1.0	2.0	1.5	.364	.000
BIG TEN	0.0	0.0	0.0	0.0	0.0	.000	.000
CAREER	18.0	4.0	1.0	2.0	1.5	.364	.000

6-0 • 170 • So. • Queens, N.Y.

- the Queens, N.Y., native returns to his hometown this week
- first points at Iowa came on a slam dunk vs. Hampton
- scored 6 points in win over North Dakota State
- shared game high honors with 2 steals vs. Hampton
- sophomore transfer, who was a JUCO All-American



20

Jarrod Uthoff • F

	MIN	PTS	REB	AST	STL	FG%	FT%
SEASON	20.5	12.5	3.5	2.0	0.5	.563	.500
BIG TEN	0.0	0.0	0.0	0.0	0.0	.000	.000
CAREER	18.3	7.9	4.5	0.9	0.3	.505	.810

6-9 • 210 • Jr. • Cedar Rapids, Iowa

- shooting 56% from the field, including 60% from 3-pt range
- scored in double figures in each of Iowa's first 2 games
- ranks third in team scoring (12.5 ppg)
- Made 17 triples last year; already has drained 6
- 12 points, 2 rebounds, 2 assists, 1 block in win over NDSU



24

Brady Ellingson • G

	MIN	PTS	REB	AST	STL	FG%	FT%
SEASON	0.0	0.0	0.0	0.0	0.0	.000	.000
BIG TEN	0.0	0.0	0.0	0.0	0.0	.000	.000
CAREER	0.0	0.0	0.0	0.0	0.0	.000	.000

6-4 • 188 • Fr. • Sussex, Wis.

- hampered by foot injury; out indefinitely



25

Dom Uhl • F

	MIN	PTS	REB	AST	BLK	FG%	FT%
SEASON	17.0	4.0	2.0	0.5	0.0	.375	.000
BIG TEN	0.0	0.0	0.0	0.0	0.0	.000	.000
CAREER	17.0	4.0	2.0	0.5	0.0	.375	.000

6-8 • 195 • Fr. • Frankfurt, Germany

- played prep basketball at Point Pleasant Beach in New Jersey
- scored 8 points in opening win over Hampton
- Grabbed 3 rebounds in win over North Dakota State




30

Aaron White • F

	MIN	PTS	REB	BLK	AST	FG%	FT%
SEASON	23.0	14.5	7.5	0.5	5.5	.692	.786
BIG TEN	0.0	0.0	0.0	0.0	0.0	.000	.000
CAREER	27.0	12.3	6.2	0.6	1.4	.518	.753

6-9 • 228 • Sr. • Strongsville, Ohio

- led Iowa in rebounding last three seasons (2012, '13, '14)
- on pace to shatter Iowa career FT makes record
- 12 career double-doubles
- led Iowa in assists first two games
- team-leading scorer (14.5 ppg)



34

Adam Woodbury • C

	MIN	PTS	REB	AST	BLK	FG%	FT%
SEASON	20.5	8.5	7.5	0.5	0.0	.667	.500
BIG TEN	0.0	0.0	0.0	0.0	0.0	.000	.000
CAREER	16.8	5.4	4.5	0.7	0.7	.506	.623

7-1 • 245 • Jr. • Sioux City, Iowa

- started all 73 games played in an Iowa uniform
- posted first career double-double vs. NDSU (10 pts, 11 rbs)
- shooting 67% (8-of-12) from the field through two games
- had 7 points and 4 rebounds in opening win over Hampton



IOWA HAWKEYE BASKETBALL

UPDATED IOWA PLAYER BIO

Nicholas Baer

2014-15 Game-by-Game



51

Fr., 6-7, 187, Forward
Bettendorf, Iowa
Bettendorf HS

- Non-scholarship athlete

Personal Bests

Points: ---
 Rebounds: ---
 FGM: ---
 FGA: ---
 3-pt FG: ---
 3-pt FGA: ---
 FTM: ---
 FTA: ---
 Assists: ---
 Steals: ---
 Blocks: ---
 Minutes: ---

CAREER STATISTICS

YEAR	G/GS	FG-A	PCT	3-PT	PCT	FT-A	PCT	RB	AVG	PF-FO	AS	TO	BK	ST	PTS	AVG
Fresh.	0/0	0-0	.000	0-0	.000	0-0	.000	0	0.0	0-0	0	0	0	0	0	0.0



IOWA HAWKEYE BASKETBALL

UPDATED IOWA PLAYER BIO

Anthony Clemmons



5

2014-15 Game-by-Game

Opponent	Date	gs	min	Total		3-Pointers		Free throws		Rebounds				pf	a	t/o	blk	stl	pts	avg	
				fg-fga	pct	3fg-fga	pct	ft-fa	pct	off	def	tot	avg								
HAMPTON	11/14/14	*	20	4-7	.571	2-2	1.000	2-3	.667	0	5	5	5.0	1	1	0	0	1	12	12.0	
NORTH DAKOTA STATE	11/17/14	*	17	3-4	.750	3-4	.750	2-2	1.000	1	2	3	4.0	2	1	2	0	3	11	11.5	
Totals			2	37	7-11	.636	5-6	.833	4-5	.800	1	7	8	4.0	3	2	2	0	4	23	11.5

Games played: 2
 Minutes/game: 18.5
 Points/game: 11.5
 FG Pct: 63.6
 3FG Pct: 83.3
 FT Pct: 80.0

Rebounds/game: 4.0
 Assists/game: 1.0
 Turnovers/game: 1.0
 Assist/turnover ratio: 1.0
 Steals/game: 2.0

Jr., 6-2, 195, Guard
Lansing, Mich.
Sexton HS

- After reaching double figures just once as a sophomore, has already scored double figures in each of Iowa's first two games as a junior
- Shooting 64 percent from the field (7-of-11), including 83 percent from 3-point range (5-of-6)
- Started the season opener against Hampton, registering 12 points and a career-high five rebounds
- Tallied 11 points and equaled a career high with three steals in win over North Dakota State

Personal Bests

Points: 14 vs. Iowa State, 12/7/12
Rebounds: 5 vs. Hampton, 11/14/14
FGM: 5 vs. Iowa State, 12/7/12
FGA: 8 vs. Iowa State, 12/7/12
3-pt FG: 3, vs. North Dakota State, 11/17/14
3-pt FGA: 4, 4x, last vs. NDSU, 11/17/14
FTM: 5 vs. Penn State, 1/31/13
FTA: 6 vs. 2x, last at Penn, 11/22/13
Assists: 9 vs. Coppin State, 12/22/12
Steals: 3, 4x, last vs. NDSU, 11/17/14
Blocks: 2, vs. Nebraska-Omaha, 11/10/13
Minutes: 29, 2x, last vs. Xavier, 11/2/13

CAREER STATISTICS

YEAR	G/GS	FG-A	PCT	3-PT	PCT	FT-A	PCT	RB	AVG	PF-FO	AS	TO	BK	ST	PTS	AVG
Fresh.	38/13	55-146	.377	17-47	.362	38-52	.731	62	1.6	68-1	105	63	8	21	165	4.3
Soph.	32/0	24-47	.511	6-16	.375	24-39	.615	41	1.3	34-0	54	29	4	11	78	2.4
Junior	2/2	7-11	.636	5-6	.833	4-5	.800	8	4.0	3-0	2	2	0	4	23	11.5
TOTALS	72/15	86-204	.422	28-69	.406	66-96	.688	111	1.5	105-1	161	94	12	36	266	3.7



IOWA HAWKEYE BASKETBALL

UPDATED IOWA PLAYER BIO

Kyle Denning



13

Sr., 6-1, 165, Guard
Cedar Falls, Iowa
Northern University HS

- Non-scholarship athlete first three seasons; rewarded with scholarship for his senior year
- Played in two games as a senior
- Tallied two points and snagged a rebound in season opening win over Hampton
- Had one assist in two minutes of action in win over North Dakota State

Personal Bests

Points: 6 vs. SC State, 12/19/12
Rebounds: 1, 6x, last vs. Hampton, 11/14/14
FGM: 2 vs. SC State, 12/19/12
FGA: 4 vs. ACU, 11/17/13
3-pt FG: 2 vs. SC State, 12/19/12
3-pt FGA: 3, 2x, last vs. ACU, 11/17/13
FTM: 2 vs. Chicago State, 11/11/11
FTA: 2 vs. Chicago State, 11/11/11
Assists: 2 vs. 2x, last vs. ACU, 11/17/13
Steals: 1 vs. 2x, last vs. ACU, 11/17/13
Blocks: - - -
Minutes: 8, 2x, last vs. ACU, 11/17/13

2014-15 Game-by-Game

Opponent	Date	gs		Total		3-Pointers		Free throws		Rebounds			pf	a	t/o	blk	stl	pts	avg	
			min	fg-fga	pct	3fg-fga	pct	ft-fa	pct	off	def	tot								avg
HAMPTON	11/14/14	4		1-2	.500	0-1	.000	0-0	.000	1	0	1	1.0	0	0	1	0	0	2	2.0
NORTH DAKOTA STATE	11/17/14	2		0-0	.000	0-0	.000	0-0	.000	0	0	0	0.5	0	1	0	0	0	0	1.0
Totals		0	6	1-2	.500	0-1	.000	0-0	.000	1	0	1	0.5	0	1	1	0	0	2	1.0

Games played: 2
 Minutes/game: 3.0
 Points/game: 1.0
 FG Pct: 50.0
 3FG Pct: 0.0

Rebounds/game: 0.5
 Assists/game: 0.5
 Turnovers/game: 0.5
 Assist/turnover ratio: 1.0

CAREER STATISTICS

YEAR	G/GS	FG-A	PCT	3-PT	PCT	FT-A	PCT	RB	AVG	PF-FO	AS	TO	BK	ST	PTS	AVG
Fresh.	4/0	1-2	.500	0-1	.000	2-2	1.000	1	0.3	0-0	0	1	0	0	4	1.0
Soph.	12/0	2-4	.500	2-4	.500	0-0	.000	1	0.1	1-0	3	2	0	1	6	0.5
Junior	10/0	6-11	.545	2-7	.286	0-0	.000	3	0.3	1-0	4	1	0	1	14	1.4
Senior	2/0	1-2	.500	0-1	.000	0-0	.000	1	0.5	0-0	1	1	0	0	2	1.0
TOTALS	28/0	10-19	.526	4-13	.308	2-2	1.000	6	0.2	2-0	8	5	0	2	26	0.9



IOWA HAWKEYE BASKETBALL

UPDATED IOWA PLAYER BIO

Trey Dickerson



11

2014-15 Game-by-Game

Opponent	Date	gs	min	Total		3-Pointers		Free throws		Rebounds				pf	a	t/o	blk	stl	pts	avg
				fg-fga	pct	3fg-fga	pct	ft-fa	pct	off	def	tot	avg							
HAMPTON	11/14/14	19	19	1-4	.250	0-0	.000	0-2	.000	0	0	0	0.0	1	3	2	0	2	2	2.0
NORTH DAKOTA STATE	11/17/14	17	36	3-7	.429	0-2	.000	0-0	.000	0	2	2	1.0	2	1	0	0	1	6	4.0
Totals		0	36	4-11	.364	0-2	.000	0-2	.000	0	2	2	1.0	3	4	2	0	3	8	4.0

Games played: 2
 Minutes/game: 18.0
 Points/game: 4.0
 FG Pct: 36.4
 3FG Pct: 0.0
 FT Pct: 0.0

Rebounds/game: 1.0
 Assists/game: 2.0
 Turnovers/game: 1.0
 Assist/turnover ratio: 2.0
 Steals/game: 1.5

Sr., 6-0, 170, Guard
Queens, N.Y.
God's Academy (TX)
Williston State (ND)

- Non-scholarship athlete
- Shared game high honors with two steals to go along with three assists and a slam dunk in season opening win over Hampton
- Scored a season-high six points in win over North Dakota State

Personal Bests

Points: 6 vs. North Dakota State, 11/17/14
Rebounds: 2 vs. North Dakota State, 11/17/14
FGM: 3 vs. North Dakota State, 11/17/14
FGA: 7 vs. North Dakota State, 11/17/14
3-pt FG: ---
3-pt FGA: 2, vs. North Dakota State, 11/17/14
FTM: ---
FTA: 2 vs. Hampton, 11/14/14
Assists: 3 vs. Hampton, 11/14/14
Steals: 2 vs. Hampton, 11/14/14
Blocks: ---
Minutes: 19 vs. Hampton, 11/14/14

CAREER STATISTICS (AT IOWA)

YEAR	G/GS	FG-A	PCT	3-PT	PCT	FT-A	PCT	RB	AVG	PF-FO	AS	TO	BK	ST	PTS	AVG
Soph.	2/0	4-11	.364	0-2	.000	0-2	.000	2	1.0	3-0	4	2	0	3	8	4.0



IOWA HAWKEYE BASKETBALL

UPDATED IOWA PLAYER BIO

Brady Ellingson

2014-15 Game-by-Game



24

Fr., 6-4, 188, Guard
Sussex, Wis.
Sussex HS

- Team co-captain
- Suffered foot injury this summer and is out indefinitely

Personal Bests

Points: ---
 Rebounds: ---
 FGM: ---
 FGA: ---
 3-pt FG: ---
 3-pt FGA: ---
 FTM: ---
 FTA: ---
 Assists: ---
 Steals: ---
 Blocks: ---
 Minutes: ---

CAREER STATISTICS

YEAR	G/GS	FG-A	PCT	3-PT	PCT	FT-A	PCT	RB	AVG	PF-FO	AS	TO	BK	ST	PTS	AVG
Fresh.	0/0	0-0	.000	0-0	.000	0-0	.000	0	0.0	0-0	0	0	0	0	0	0.0



IOWA HAWKEYE BASKETBALL

UPDATED IOWA PLAYER BIO

Mike Gesell



10

So., 6-2, 190, Guard
South Sioux City, Neb.
South Sioux City HS

- Earned an invite to Beta Gamma Sigma, the National Scholastic Honor Society for business students at the University of Iowa; honored reserved for students who have earned GPA's that place them in the top 10 percent of their class
- Tallied eight points and dished out three assists in win over North Dakota State

Personal Bests

Points: 23 vs. UNI, 12/15/12
Rebounds: 6, 2x, last at Minnesota, 2/3/13
FGM: 7, 2x, last vs. Ohio State, 2/4/14
FGA: 15, 2x, last at Minnesota, 2/25/14
3-pt FG: 4, 2x, last at Penn State, 2/15/14
3-pt FGA: 6, 3x, last vs. Penn, 11/22/13
FTM: 8 vs. Purdue, 3/2/14
FTA: 11 vs. Purdue, 3/2/14
Assists: 8, 2x, last vs. Michigan, 2/8/14
Steals: 4 vs. Minnesota, 2/17/13
Blocks: 1, 14x, last at Minnesota, 2/25/14
Minutes: 42 at Wisconsin, 2/6/13

2014-15 Game-by-Game

Opponent	Date	gs	min	Total		3-Pointers		Free throws		Rebounds			pf	a	t/o	blk	stl	pts	avg		
				fg-fga	pct	3fg-fga	pct	ft-fta	pct	off	def	tot								avg	
HAMPTON	11/14/14	*	14	1-4	.250	0-1	.000	0-0	.000	0	0	0	0.0	0	3	1	0	1	2	2.0	
NORTH DAKOTA STATE	11/17/14	*	17	3-6	.500	0-2	.000	2-2	1.000	1	0	1	0.5	0	3	1	0	1	8	5.0	
Totals			2	31	4-10	.400	0-3	.000	2-2	1.000	1	0	1	0.5	0	6	2	0	2	10	5.0

Games played: 2
 Minutes/game: 15.5
 Points/game: 5.0
 FG Pct: 40.0
 3FG Pct: 0.0
 FT Pct: 100.0

Rebounds/game: 0.5
 Assists/game: 3.0
 Turnovers/game: 1.0
 Assist/turnover ratio: 3.0
 Steals/game: 1.0

CAREER STATISTICS

YEAR	G/GS	FG-A	PCT	3-PT	PCT	FT-A	PCT	RB	AVG	PF-FO	AS	TO	BK	ST	PTS	AVG
Fresh.	34/30	106-263	.403	33-104	.317	50-63	.794	88	2.6	63-0	89	59	10	40	295	8.7
Soph.	33/33	90-240	.375	29-92	.315	49-73	.671	67	2.0	64-1	128	42	4	43	258	7.8
Junior	2/2	4-10	.400	0-3	.000	2-2	1.000	1	0.5	0-0	6	2	0	2	10	5.0
TOTALS	69/65	200-513	.390	62-199	.312	101-138	.732	156	2.3	127-1	223	103	14	85	563	8.2



IOWA HAWKEYE BASKETBALL

UPDATED IOWA PLAYER BIO

Peter Jok



3

Fr., 6-6, 200, Guard
West Des Moines, Iowa
Valley HS

- Made one 3-pointer in each of the first two games
- Perfect 8-of-8 (1.000) from the free throw line through two games
- Scored 11 points, grabbed a team and career-high eight rebounds and blocked a shot in opening win over Hampton
- Tied a career high with two steals in win over North Dakota State

Personal Bests

Points: 15 vs. Abilene Christian, 11/17/13
Rebounds: 8 vs. Hampton, 11/14/14
FGM: 6 vs. Abilene Christian, 11/17/13
FGA: 13 vs. UNC Wilmington, 11/8/13
3-pt FG: 3 vs. Abilene Christian, 11/17/13
3-pt FGA: 5, 2x, last vs. ACU, 11/17/13
FTM: 8, Md.-Eastern Shore, 11/14/13
FTA: 8, Md.-Eastern Shore, 11/14/13
Assists: 4, 2x, last vs. Ark.-Pine Bluff, 12/22/13
Steals: 2, 3x, last vs. NDSU, 11/17/14
Blocks: 1, 4x, last vs. Hampton, 11/14/14
Minutes: 24, 2x, last vs. FDU, 12/9/13

2014-15 Game-by-Game

Opponent	Date	gs	min	Total		3-Pointers		Free throws		Rebounds				pf	a	t/o	blk	stl	pts	avg
				fg-fga	pct	3fg-fga	pct	ft-fa	pct	off	def	tot	avg							
HAMPTON	11/14/14	17	2-6	.333	1-2	.500	6-6	1.000	3	5	8	8.0	1	1	3	1	1	11	11.0	
NORTH DAKOTA STATE	11/17/14	20	1-2	.500	1-1	1.000	2-2	1.000	0	0	0	4.0	4	1	4	0	2	5	8.0	
Totals		0	37	3-8	.375	2-3	.667	8-8	1.000	3	5	8	4.0	5	2	7	1	3	16	8.0

Games played: 2
 Minutes/game: 18.5
 Points/game: 8.0
 FG Pct: 37.5
 3FG Pct: 66.7
 FT Pct: 100.0

Rebounds/game: 4.0
 Assists/game: 1.0
 Turnovers/game: 3.5
 Assist/turnover ratio: 0.3
 Steals/game: 1.5
 Blocks/game: 0.5

CAREER STATISTICS

YEAR	G/GS	FG-A	PCT	3-PT	PCT	FT-A	PCT	RB	AVG	PF-FO	AS	TO	BK	ST	PTS	AVG
Fresh.	27/0	38-95	.400	16-46	.348	27-34	.794	25	0.9	18-0	19	13	3	9	119	4.4
Soph.	2/0	3-8	.375	2-3	.667	8-8	1.000	8	4.0	5-0	2	7	1	3	16	8.0
TOTALS	29/0	41-103	.398	18-49	.367	35-42	.833	33	1.1	23-0	21	20	4	12	135	4.7



IOWA HAWKEYE BASKETBALL

UPDATED IOWA PLAYER BIO

Josh Oglesby



2

2014-15 Game-by-Game

Opponent	Date	gs	min	Total		3-Pointers		Free throws		Rebounds				pf	a	t/o	blk	stl	pts	avg
				fg-fga	pct	3fg-fga	pct	ft-fa	pct	off	def	tot	avg							
HAMPTON	11/14/14	21	1-5	.200	0-3	.000	0-0	.000	3	2	5	5.0	2	3	0	0	0	2	2.0	
NORTH DAKOTA STATE	11/17/14	21	2-8	.250	2-5	.400	2-2	1.000	0	1	1	3.0	0	4	0	0	2	8	5.0	
Totals		0	42	3-13	.231	2-8	.250	2-2	1.000	3	3	6	3.0	2	7	0	0	2	10	5.0

Games played: 2
 Minutes/game: 21.0
 Points/game: 5.0
 FG Pct: 23.1
 3FG Pct: 25.0
 FT Pct: 100.0

Rebounds/game: 3.0
 Assists/game: 3.5
 Assist/turnover ratio: 99.9
 Steals/game: 1.0

**Jr., 6-5, 200, Guard
 Cedar Rapids, Iowa
 Washington HS**

- Scored in double figures 17 career times
- Tied a career high with four assists to go along with eight points in win over North Dakota State

Personal Bests

Points: 24 at Indiana, 1/29/12
Rebounds: 5, 2x, last vs. Wichita State, 11/21/12
FGM: 8, 2x, last vs. Wisconsin, 2/22/14
FGA: 12, 2x, last vs. Wisconsin, 2/22/14
3-pt FG: 6 at Indiana, 1/29/12
3-pt FGA: 11 at Wisconsin, 2/6/13
FTM: 5 vs. Indiana, 2/19/12
FTA: 6 vs. Indiana, 2/19/12
Assists: 4, 3x, last vs. NDSU, 11/13/14
Steals: 3 vs. Purdue, 3/2/14
Blocks: 2 vs. Wichita State, 11/21/12
Minutes: 36 vs. Indiana, 2/19/12

CAREER STATISTICS

YEAR	G/GS	FG-A	PCT	3-PT	PCT	FT-A	PCT	RB	AVG	PF-FO	AS	TO	BK	ST	PTS	AVG
Fresh.	35/5	76-191	.398	45-121	.372	26-36	.722	59	1.7	26-0	41	15	2	7	223	6.4
Soph.	37/2	52-190	.274	42-156	.269	19-24	.792	50	1.4	19-0	38	19	3	12	165	4.5
Junior	21/1	48-110	.436	31-77	.403	11-15	.733	31	1.5	35-0	27	10	1	10	138	6.6
Senior	2/0	3-13	.231	2-8	.250	2-2	1.000	6	3.0	2-0	7	0	0	2	10	5.0
TOTALS	95/8	179-504	.355	120-362	.331	58-77	.753	146	1.5	82-0	113	44	6	31	536	5.6



IOWA HAWKEYE BASKETBALL

UPDATED IOWA PLAYER BIO

Gabriel Olaseni



0

2014-15 Game-by-Game

Opponent	Date	gs	min	Total		3-Pointers		Free throws		Rebounds				pf	a	t/o	blk	stl	pts	avg
				fg-fga	pct	3fg-fga	pct	ft-fa	pct	off	def	tot	avg							
HAMPTON	11/14/14	20		3-6	.500	0-0	.000	6-6	1.000	0	7	7	7.0	2	1	3	4	1	12	12.0
NORTH DAKOTA STATE	11/17/14	17		4-6	.667	0-0	.000	6-8	.750	2	9	11	9.0	4	0	2	2	0	14	13.0
Totals		0	37	7-12	.583	0-0	.000	12-14	.857	2	16	18	9.0	6	1	5	6	1	26	13.0

Games played: 2
 Minutes/game: 18.5
 Points/game: 13.0
 FG Pct: 58.3
 FT Pct: 85.7

Rebounds/game: 9.0
 Assists/game: 0.5
 Turnovers/game: 2.5
 Assist/turnover ratio: 0.2
 Steals/game: 0.5
 Blocks/game: 3.0

Sr., 6-10, 237, Center
London, England
Sunrise Christian Academy

- Reached double figures in each of Iowa's first two games, marking the third time in his career that Olaseni scored in double figures in back-to-back games
- Shooting 58 percent (7-of-12) from the field and 86 percent (12-of-14) from the foul line through two games
- Team leader in rebounding (9.0) and blocks (3.0)
- Posted 12 points, seven rebounds and blocked a game-high four shots in opening win over Hampton
- Tallied a team-high 14 points and snagged a season-high 11 rebounds in win over North Dakota State

Personal Bests

Points: 15 at Illinois, 2/1/14
Rebounds: 12 at Illinois, 2/1/14
FGM: 6 vs. Coppin State, 12/22/12
FGA: 10 vs. Md.-Eastern Shore, 11/14/13
FTM: 9 at Illinois, 2/1/14
FTA: 10 at Illinois, 2/1/14
Assists: 3 vs. Nebraska, 3/9/13
Steals: 2, 3x, last at Minnesota, 2/25/14
Blocks: 7 vs. Illinois, 3/5/13
Minutes: 29 vs. Xavier, 11/28/13

CAREER STATISTICS

YEAR	G/GS	FG-A	PCT	3-PT	PCT	FT-A	PCT	RB	AVG	PF-FO	AS	TO	BK	ST	PTS	AVG
Fresh.	18/0	9-19	.474	0-0	.000	8-13	.615	22	1.2	12-0	3	9	8	4	26	1.4
Soph.	37/0	37-71	.521	0-0	.000	25-36	.694	96	2.6	53-0	8	18	36	7	99	2.7
Junior	33/0	70-140	.500	0-0	.000	73-100	.730	163	4.9	77-1	14	24	43	9	213	6.5
Senior	2/0	7-12	.583	0-0	.000	12-14	.857	18	9.0	6-0	1	5	6	1	26	13.0
TOTALS	90/0	123-242	.508	0-0	.000	118-163	.724	299	3.3	148-1	26	56	93	21	364	4.0



IOWA HAWKEYE BASKETBALL

UPDATED IOWA PLAYER BIO

Charlie Rose



1

**Fr., 6-4, 175, Guard
Elmhurst, Ill.
York Community**

- Non-scholarship athlete
- Played in two games
- Scored his first collegiate points on his first shot attempt, a 3-pointer, in win over North Dakota State

Personal Bests

Points: 3, vs. North Dakota State, 11/17/14
 Rebounds: ---
 FGM: 1, vs. North Dakota State, 11/17/14
 FGA: 1, vs. North Dakota State, 11/17/14
 3-pt FG: 1, vs. North Dakota State, 11/17/14
 3-pt FGA: 1, vs. North Dakota State, 11/17/14
 FTM: ---
 FTA: ---
 Assists: ---
 Steals: ---
 Blocks: ---
 Minutes: 3, 2x, last vs. NDSU, 11/17/14

2014-15 Game-by-Game

Opponent	Date	gs	min	Total		3-Pointers		Free throws		Rebounds				pts	avg					
				fg-fga	pct	3fg-fga	pct	ft-fa	pct	off	def	tot	avg			pf	a	t/o	blk	stl
HAMPTON	11/14/14	3		0-0	.000	0-0	.000	0-0	.000	0	0	0	0.0	0	0	0	0	0	0.0	
NORTH DAKOTA STATE	11/17/14	3		1-1	1.000	1-1	1.000	0-0	.000	0	0	0	0.0	0	0	0	0	0	3	1.5
Totals		0	6	1-1	1.000	1-1	1.000	0-0	.000	0	0	0	0.0	0	0	0	0	0	3	1.5

Games played: 2
 Minutes/game: 3.0
 Points/game: 1.5
 FG Pct: 100.0
 3FG Pct: 100.0

CAREER STATISTICS

YEAR	G/GS	FG-A	PCT	3-PT	PCT	FT-A	PCT	RB	AVG	PF-FO	AS	TO	BK	ST	PTS	AVG
Fresh.	2/0	1-1	1.000	1-1	1.000	0-0	.000	0	0.0	0-0	0	0	0	0	3	1.5



IOWA HAWKEYE BASKETBALL

UPDATED IOWA PLAYER BIO

Dom Uhl



25

Fr., 6-8, 195, Forward
Frankfurt, Germany
Point Pleasant Beach (NJ)

- Scored eight points, six via the 3-point shot, in opening win over Hampton

Personal Bests

Points: 8 vs. Hampton, 11/14/14
Rebounds: 3 vs. North Dakota State, 11/17/14
FGM: 3 vs. Hampton, 11/14/14
FGA: 8 vs. Hampton, 11/14/14
3-pt FG: 2 vs. Hampton, 11/14/14
3-pt FGA: 5 vs. Hampton, 11/14/14
FTM: ---
FTA: 2 vs. Hampton, 11/14/14
Assists: 1 vs. North Dakota State, 11/17/14
Steals: ---
Blocks: ---
Minutes: 18 vs. Hampton, 11/14/14

2014-15 Game-by-Game

Opponent	Date	gs	min	Total		3-Pointers		Free throws		Rebounds				pts	avg					
				fg-fga	pct	3fg-fga	pct	ft-fa	pct	off	def	tot	avg			pf	a	t/o	bik	stl
HAMPTON	11/14/14	18	3-8	.375	2-5	.400	0-2	.000	0	1	1	1.0	1	0	0	0	0	8	8.0	
NORTH DAKOTA STATE	11/17/14	16	0-0	.000	0-0	.000	0-0	.000	0	3	3	2.0	1	1	2	0	0	0	4.0	
Totals		0	34	3-8	.375	2-5	.400	0-2	.000	0	4	4	2.0	2	1	2	0	0	8	4.0

Games played: 2
 Minutes/game: 17.0
 Points/game: 4.0
 FG Pct: 37.5
 3FG Pct: 40.0
 FT Pct: 0.0

Rebounds/game: 2.0
 Assists/game: 0.5
 Turnovers/game: 1.0
 Assist/turnover ratio: 0.5

CAREER STATISTICS

YEAR	G/GS	FG-A	PCT	3-PT	PCT	FT-A	PCT	RB	AVG	PF-FO	AS	TO	BK	ST	PTS	AVG
Fresh.	2/0	3-8	.375	2-5	.400	0-2	.000	4	2.0	2-0	1	2	0	0	8	4.0



IOWA HAWKEYE BASKETBALL

UPDATED IOWA PLAYER BIO

Okey Ukah



23

Jr., 6-7, 220, Forward
Iowa City, Iowa
West HS
Kirkwood CC

- Non-scholarship athlete
- Played in two games
- Grabbed one rebound in four minutes of action in opening win over Hampton

Personal Bests

Points: 1 vs. Md. Eastern Shore, 11/14/13
Rebounds: 2, 2x, last vs. FDU, 12/9/13
FGM: 1 vs. UTEP, 11/29/13
FGA: 1 2x, last vs. UTEP, 11/29/13
3-pt FG: ---
3-pt FGA: ---
FTM: 1 vs. Md. Eastern Shore, 11/14/13
FTA: 2 vs. Md. Eastern Shore, 11/14/13
Assists: ---
Steals: ---
Blocks: 1 vs. Md. Eastern Shore, 11/14/13
Minutes: 5, 2x, last vs. FDU, 12/9/13

2014-15 Game-by-Game

Opponent	Date	gs	min	Total		3-Pointers		Free throws		Rebounds				pf	a	t/o	blk	stl	pts	avg
				fg-fga	pct	3fg-fga	pct	ft-fa	pct	off	def	tot	avg							
HAMPTON	11/14/14	4		0-0	.000	0-0	.000	0-0	.000	1	0	1	1.0	0	0	1	0	0	0	0.0
NORTH DAKOTA STATE	11/17/14	2		0-0	.000	0-0	.000	0-0	.000	0	0	0	0.5	1	0	0	0	0	0	0.0
Totals		0	6	0-0	.000	0-0	.000	0-0	.000	1	0	1	0.5	1	0	1	0	0	0	0.0

Games played: 2
Minutes/game: 3.0

Rebounds/game: 0.5
Turnovers/game: 0.5

CAREER STATISTICS

YEAR	G/GS	FG-A	PCT	3-PT	PCT	FT-A	PCT	RB	AVG	PF-FO	AS	TO	BK	ST	PTS	AVG
Soph.	9/0	1-4	.250	0-0	.000	1-2	.500	6	0.7	0-0	0	1	1	0	3	0.3
Junior	2/0	0-0	.000	0-0	.000	0-0	.000	1	0.5	1-0	0	1	0	0	0	0.0
TOTALS	11/0	1-4	.250	0-0	.000	1-2	.500	7	0.6	1-0	0	2	1	0	3	0.3



IOWA HAWKEYE BASKETBALL

UPDATED IOWA PLAYER BIO

Jarrold Uthoff



20

Jr., 6-9, 210, Forward
Cedar Rapids, Iowa
Jefferson HS
Wisconsin

- Shooting 56 percent (9-of-16) from the field, including 60 percent (6-of-10) from 3-point range
- Scored in double figures in each of Iowa's first two games
- Tallied 13 points, bolstered by sinking a career-high four 3-pointers, and grabbed five rebounds in opening victory over Hampton
- Posted 12 points in win over North Dakota State

Personal Bests

Points: 19 vs. Penn, 11/22/13
Rebounds: 11 vs. Md. Eastern Shore, 11/14/13
FGM: 6, 2x, last vs. Ark-Pine Bluff, 12/22/13
FGA: 11 vs. NDSU, 11/17/14
3-pt FG: 4 vs. Hampton, 11/14/14
3-pt FGA: 5, 2x, last vs. NDSU, 11/17/14
FTM: 8 vs. Notre Dame, 12/3/13
FTA: 10 vs. Notre Dame, 12/3/13
Assists: 3, 2x, last vs. Ark-Pine Bluff, 12/22/13
Steals: 1, 12x, last vs. Hampton, 11/14/14
Blocks: 4 vs. UNC Wilmington, 11/8/13
Minutes: 26, 2x, last at Ohio State, 1/12/14

2014-15 Game-by-Game

Opponent	Date	gs	min	Total		3-Pointers		Free throws		Rebounds				pf	a	t/o	blk	stl	pts	avg
				fg-fga	pct	3fg-fga	pct	ft-fa	pct	off	def	tot	avg							
HAMPTON	11/14/14	*	19	4-5	.800	4-5	.800	1-2	.500	2	3	5	5.0	2	2	0	1	1	13	13.0
NORTH DAKOTA STATE	11/17/14	*	22	5-11	.455	2-5	.400	0-0	.000	0	2	2	3.5	1	2	2	1	0	12	12.5
Totals			41	9-16	.563	6-10	.600	1-2	.500	2	5	7	3.5	3	4	2	2	1	25	12.5

Games played: 2
 Minutes/game: 20.5
 Points/game: 12.5
 FG Pct: 56.3
 3FG Pct: 60.0
 FT Pct: 50.0

Rebounds/game: 3.5
 Assists/game: 2.0
 Turnovers/game: 1.0
 Assist/turnover ratio: 2.0
 Steals/game: 0.5
 Blocks/game: 1.0

CAREER STATISTICS

YEAR	G/GS	FG-A	PCT	3-PT	PCT	FT-A	PCT	RB	AVG	PF-FO	AS	TO	BK	ST	PTS	AVG
Soph.	33/0	84-168	.500	17-40	.425	67-82	.817	152	4.6	38-0	26	31	35	11	252	7.6
Junior	2/2	9-16	.563	6-10	.600	1-2	.500	7	3.5	3-0	4	2	2	1	25	12.5
TOTALS	35/2	93-184	.505	23-50	.460	68-84	.810	159	4.5	41-0	30	33	37	12	277	7.9



IOWA HAWKEYE BASKETBALL

UPDATED IOWA PLAYER BIO

Aaron White



30

2014-15 Game-by-Game

Opponent	Date	gs	min	Total		3-Pointers		Free throws		Rebounds				pf	a	t/o	blk	stl	pts	avg	
				fg-fga	pct	3fg-fga	pct	ft-fa	pct	off	def	tot	avg								
HAMPTON	11/14/14	*	21	6-8	.750	0-2	.000	7-10	.700	4	3	7	7.0	1	6	0	1	2	19	19.0	
NORTH DAKOTA STATE	11/17/14	*	25	3-5	.600	0-0	.000	4-4	1.000	1	7	8	7.5	2	5	2	0	1	10	14.5	
Totals			2	46	9-13	.692	0-2	.000	11-14	.786	5	10	15	7.5	3	11	2	1	3	29	14.5

Games played: 2
 Minutes/game: 23.0
 Points/game: 14.5
 FG Pct: 69.2
 3FG Pct: 0.0
 FT Pct: 78.6

Rebounds/game: 7.5
 Assists/game: 5.5
 Turnovers/game: 1.0
 Assist/turnover ratio: 5.5
 Steals/game: 1.5
 Blocks/game: 0.5

Sr., 6-9, 228, Forward
Strongsville, Ohio
Strongsville HS

- Third team All-Big Ten the last two seasons
- Scored in double figures 68 career times, including twice this season
- Led Iowa in assists in each of its first two games
- On pace to shatter Iowa career FT makes record; currently fifth with 434 makes (record is 516 by Roy Marble)
- Ranks 18th in Iowa career scoring (1,330 points)
- Seeking to become first Hawkeye to ever lead the team in rebounding four-straight seasons
- His 668 rebounds leads all active Big Ten players, while his 1,320 points rank fourth
- Led Iowa with 19 points and six assists in only 21 minutes in opener win over Hampton
- Had 10 points, eight rebounds and a team-high five assists in win over North Dakota State

Personal Bests

Points: 27 vs. Penn State, 1/31/13
Rebounds: 17 at Iowa State, 12/13/13
FGM: 11 at Iowa State, 12/13/13
FGA: 17 at Oregon, 3/18/12
3-pt FG: 2, 5x, last at Purdue, 1/27/13
3-pt FGA: 5 at Oregon, 3/18/13
FTM: 13 vs. Wisconsin, 1/19/13
FTA: 15 vs. Wisconsin, 1/19/13
Assists: 7 vs. Notre Dame, 12/3/13
Steals: 4, 2x, last at Indiana, 3/2/13
Blocks: 3, 3x, last vs. Minnesota, 2/17/13
Minutes: 37, 2x, last vs. Michigan State, 1/28/14

CAREER STATISTICS

YEAR	G/GS	FG-A	PCT	3-PT	PCT	FT-A	PCT	RB	AVG	PF-FO	AS	TO	BK	ST	PTS	AVG
Fresh.	35/14	136-270	.504	17-61	.279	100-143	.699	199	5.7	73-2	31	49	23	31	389	11.1
Soph.	38/38	140-299	.468	15-66	.227	193-258	.748	234	6.2	54-0	51	62	27	41	488	12.8
Junior	33/33	143-245	.584	8-31	.258	130-161	.807	220	6.7	39-1	60	59	19	32	424	12.8
Senior	2/2	9-13	.692	0-2	.000	11-14	.786	15	7.5	3-0	11	2	1	3	29	14.5
TOTALS	108/87	428-827	.518	40-160	.250	434-576	.753	668	6.2	169-3	153	172	70	107	1,330	12.3



IOWA HAWKEYE BASKETBALL

UPDATED IOWA PLAYER BIO

Adam Woodbury



34

2014-15 Game-by-Game

Opponent	Date	gs	min	Total		3-Pointers		Free throws		Rebounds				pf	a	t/o	blk	stl	pts	avg	
				fg-fga	pct	3fg-fga	pct	ft-fa	pct	off	def	tot	avg								
HAMPTON	11/14/14	*	20	3-6	.500	0-0	.000	1-2	.500	1	3	4	4.0	3	0	3	0	0	7	7.0	
NORTH DAKOTA STATE	11/17/14	*	21	5-6	.833	0-0	.000	0-0	.000	1	10	11	7.5	1	1	3	1	0	10	8.5	
Totals			2	41	8-12	.667	0-0	.000	1-2	.500	2	13	15	7.5	4	1	6	1	0	17	8.5

Games played: 2
 Minutes/game: 20.5
 Points/game: 8.5
 FG Pct: 66.7
 FT Pct: 50.0

Rebounds/game: 7.5
 Assists/game: 0.5
 Turnovers/game: 3.0
 Assist/turnover ratio: 0.2
 Blocks/game: 0.5

Jr., 7-1, 245, Center
Sioux City, Iowa
East HS

- Posted first career double-double in win over North Dakota State (10 points, 11 rebounds); the 11 rebounds equaled a career high
- Shooting 67 percent (8-of-12) from the field through two games
- Scored seven points and grabbed four rebounds in openign win over Hampton

Personal Bests

Points: 16 vs. Tennessee, 3/19/14
Rebounds: 11, 2x, last vs. NDSU, 11/17/14
FGM: 8 vs. Tennessee, 3/19/14
FGA: 11 vs. Tennessee, 3/19/14
FTM: 7, 2x, last at Penn State, 2/15/14
FTA: 12 vs. Michigan State, 1/28/14
Assists: 4 vs. Ark-Pine Bluff, 12/22/13
Steals: 3 at Michigan State, 3/6/14
Blocks: 3, 3x, last vs. Penn State, 1/31/13
Minutes: 30 vs. Tennessee, 3/19/14

CAREER STATISTICS

YEAR	G/GS	FG-A	PCT	3-PT	PCT	FT-A	PCT	RB	AVG	PF-FO	AS	TO	BK	ST	PTS	AVG
Fresh.	38/38	81-166	.488	0-0	.000	26-51	.510	181	4.8	96-1	22	48	29	16	188	4.9
Soph.	33/33	70-136	.515	0-0	.000	49-69	.710	130	3.9	84-2	27	34	19	18	189	5.7
Junior	2/2	8-12	.667	0-0	.000	1-2	.500	15	7.5	4-0	1	6	1	0	17	8.5
TOTALS	73/73	159-314	.506	0-0	.000	76-122	.623	326	4.5	184-3	50	88	49	34	394	5.4



IOWA HAWKEYE BASKETBALL

Season & Career Bests

Season Bests

Player	Points	3-Pointers	Rebounds	Assists	Blocks	Steals
Nicholas Baer	---	---	---	---	---	---
Anthony Clemmons	12, Hampton	3, NDSU	5, Hampton	1, twice	---	3, NDSU
Kyle Denning	2, Hampton	---	1, Hampton	1, NDSU	---	---
Trey Dickerson	6, NDSU	---	2, NDSU	3, Hampton	---	2, Hampton
Brady Ellingson	---	---	---	---	---	---
Mike Gesell	8, NDSU	---	1, NDSU	3, twice	---	1, twice
Peter Jok	11, Hampton	1, twice	8, Hampton	1, twice	1, Hampton	2, NDSU
Josh Oglesby	8, NDSU	2, NDSU	5, Hampton	4, NDSU	---	2, NDSU
Gabriel Olaseni	14, NDSU	---	11, NDSU	1, Hampton	4, Hampton	1, Hampton
Charlie Rose	3, NDSU	1, NDSU	---	---	---	---
Dom Uhl	8, Hampton	2, Hampton	3, NDSU	---	---	---
Okey Ukah	---	---	1, Hampton	---	---	---
Jarrod Uthoff	13, Hampton	4, Hampton	5, Hampton	2, twice	1, twice	1, Hampton
Aaron White	19, Hampton	---	8, NDSU	6, Hampton	1, Hampton	2, Hampton
Adam Woodbury	10, NDSU	---	11, NDSU	1, NDSU	1, NDSU	---

Career Bests

Player	Points	3-Pointers	Rebounds	Assists	Blocks	Steals
Nicholas Baer	---	---	---	---	---	---
Anthony Clemmons	14, Iowa State, '12	3, NDSU, '14	5, Hampton, '14	9, Coppin St., '12	2, Omaha, '13	3, four times
Kyle Denning	6, SCSU, '12	2, SCSU, '12	1, three times	2, twice	---	1, twice
Trey Dickerson	6, NDSU, '14	---	2, NDSU, '14	3, Hampton, '14	---	2, Hampton, '14
Brady Ellingson	---	---	---	---	---	---
Mike Gesell	23, UNI, '12	4, twice	6, twice	8, SCSU	1, fourteen times	4, Minnesota, '13
Peter Jok	15, ACU, '13	3, ACU, '13	8, Hampton, '14	4, twice	1, four times	2, three times
Josh Oglesby	24, Indiana, '12	6, Indiana, '12	5, three times	4, three times	2, Wichita St., '12	3, Purdue, '14
Gabriel Olaseni	14, twice	---	12, Illinois, '14	3, Nebraska	7, Illinois, '13	2, three times
Charlie Rose	3, NDSU, '14	1, NDSU, '14	---	---	---	---
Dom Uhl	8, Hampton, '14	2, Hampton, '14	3, NDSU, '14	---	---	---
Okey Ukah	2, UTEP, '13	---	2, twice	---	1, UMES, '13	---
Jarrod Uthoff	19, Penn, '13	4, Hampton, '14	11, UMES, '13	3, twice	4, UNCW, '13	1, twelve times
Aaron White	27, Penn State, '13	2, four times	17, Iowa State, '13	7, Notre Dame, '13	3, three times	4, twice
Adam Woodbury	16, Tennessee, '14	---	11, twice	4, UA-Pine Bluff, '13	3, three times	3, Michigan St., '14



IOWA HAWKEYE BASKETBALL

The Last Time...

The Last Time a Player . . .

Had 30 or more points

Iowa -- 30, Roy Devyn Marble, vs. Xavier, 11/28/13

Opponent -- 30, Will Sheehey, Indiana, 2/27/14

Made at least 90% of his FGA (10 att.)

Iowa -- .900 (9-10), Aaron White vs. Md. Eastern Shore, 11/14/13

Opponent -- .900 (9-10), E.J. Singler, Oregon, 3/18/12

Made 100% of his FTA (10 att.)

Iowa -- 1.000 (10-10), Aaron White vs. Northwestern, 1/9/14

Opponent -- 1.000 (10-10), Morris Smith IV, UTSA, 11/15/09

Had 15 or more rebounds

Iowa -- 17, Aaron White vs. Iowa State, 12/13/13

Opponent -- 16, Dustin Hogue, Iowa State, 12/13/13

Had 10 or more assists

Iowa -- 11, Roy Devyn Marble vs. Wisconsin, 2/22/14

Opponent -- 10, Jerian Grant, Notre Dame, 12/3/13

Had 5 or more blocks

Iowa -- 5, Gabriel Olaseni vs. UNC Wilmington, 11/8/13

Opponent -- 5, Austin Isaiah, Baylor, 4/4/13

Had 5 or more steals

Iowa -- 6, Roy Devyn Marble, 11/22/13

Opponent -- 5, Brandon Dawson, 3/6/14

The Last Time a Team . . .

Scored 100 or more points

Iowa -- 103 vs. Abilene Christian, 11/17/13

Opponent -- 108 by Oregon, 3/18/12

Scored 40 or fewer points

Iowa -- 40 at Wisconsin, 3/3/10

Opponent -- 39 by UNC Wilmington, 11/8/13

Won an overtime game

Iowa -- 77-74 (OT) vs. Xavier, 11/28/13

Opponent -- 78-65 (OT) vs. Tennessee, 3/19/14

Made at least 60% of its FGA (20 att.)

Iowa -- .617 (29-47) vs. Arkansas-Pine Bluff, 12/22/13

Opponent -- .612 (30-49) by Minnesota, 2/25/14

Made at least 50% of its 3-pt. FGA (8 att.)

Iowa -- .571 (8-14) vs. Northwestern, 1/9/14

Opponent -- .588 (10-17) by Michigan State, 3/6/14

Made at least 90% of its FTA (10 att.)

Iowa -- 1.000 (15-15) vs. Virginia, 3/27/13

Opponents -- .909 (10-11) by Indiana State, 2/20/13



IOWA HAWKEYE BASKETBALL

2014-15 Iowa Record When . . .

When playing at home:	2-0	When leading at the half:	2-0	When wearing White:	2-0
When playing on the road:	0-0	When trailing at the half:	0-0	When wearing Black:	0-0
When playing on a neutral court:	0-0	When tied at the half:	0-0	When wearing Gold:	0-0
When Iowa scores 100 points or more:	0-0	Iowa field goal percentage at home:	59-117	.504	
When Iowa scores 90-99 points:	1-0	Iowa field goal percentage on road:	0-0	.000	
When Iowa scores 80-89 points:	1-0	Iowa 3-point percentage at home:	18-41	.439	
When Iowa scores 70-79 points:	0-0	Iowa 3-point percentage on road:	0-0	.000	
When Iowa scores under 70 points:	0-0	Iowa free throw percentage at home:	41-53	.774	
		Iowa free throw percentage on road:	0-0	.000	
When opponent scores 100 points or more:	0-0	On Sunday:	0-0		
When opponent scores 90-99 points:	0-0	On Monday:	1-0		
When opponent scores 80-89 points:	0-0	On Tuesday:	0-0		
When opponent scores 70-79 points:	0-0	On Wednesday:	0-0		
When opponent scores 60-69 points:	0-0	On Thursday:	0-0		
When opponent scores fewer than 60 points:	2-0	On Friday:	1-0		
		On Saturday:	0-0		
When Iowa shoots at least 50% from the field:	1-0	On BTN:	0-0		
When Iowa shoots less than 50% from the field:	1-0	On CBS:	0-0		
When opponent shoots at least 50% from the field:	0-0	On ESPN:	0-0		
When opponent shoots less than 50% from the field:	2-0	On ESPN2:	0-0		
When Iowa has higher FG% than opponent:	2-0	On ESPNU:	0-0		
When opponent has higher FG%:	0-0	On Mediacom:	0-0		
When FG% is equal:	0-0	On NBC SN:	0-0		
When Iowa outrebounds opponent:	2-0	BTN.com:	0-0		
When opponent has more rebounds:	0-0	On ESPN3:	2-0		
When rebounds are equal:	0-0				
When Iowa shoots at least 80% from the line:	0-0	Most Points, First Half:	53 vs. Hampton		
When Iowa shoots less than 80% from the line:	2-0	Fewest Points, First Half:	43 vs. North Dakota State		
When opponent shoots at least 80% from the line:	0-0	Most Points Allowed, First Half:	28 vs. Hampton		
When opponent shoots less than 80% from the line:	2-0	Fewest Points Allowed, First Half:	26 vs. North Dakota State		
When Iowa shoots more free throws than opponent:	2-0	Most Points, Second Half:	44 vs. North Dakota State		
When opponent shoots more free throws:	0-0	Fewest Points, Second Half:	37 vs. Hampton		
When free throws attempts are equal:	0-0	Most Points Allowed, Second Half:	30 vs. North Dakota State		
When Iowa has higher FT% than opponent:	1-0	Fewest Points Allowed, Second Half:	28 vs. Hampton		
When opponent has higher FT%:	1-0	Largest Halftime Advantage:	25 vs. Hampton		
When FT% is equal:	0-0	Largest Halftime Deficit:	- - -		
When Iowa shoots at least 50% from 3-point range:	0-0				
When Iowa shoots less than 50% from 3-point range:	2-0				
When opponent shoots at least 50% from 3-point range:	0-0				
When opponent shoots less than 50% from 3-point range:	2-0				
When Iowa has a higher 3-point FG% than opponent:	2-0				
When opponent has a higher 3-point FG%:	0-0				
When 3-point FG% is equal:	0-0				
When Iowa has more assists than opponent:	2-0				
When opponent has more assists:	0-0				
When assists are equal:	0-0				
When Iowa has fewer turnovers than opponent:	1-0				
When opponent has fewer turnovers:	1-0				
When turnovers are equal:	0-0				
When Iowa has more steals than opponent:	1-0				
When opponent has more steals:	1-0				
When steals are equal:	0-0				



IOWA HAWKEYE BASKETBALL

Under McCaffery... Iowa Record When...

When playing at home:	55-20	When leading at the half:	63-22	When wearing White:	47-19
When playing on the road:	12-32	When trailing at the half:	11-40	When wearing Black:	18-40
When playing on a neutral court:	9-11	When tied at the half:	2-1	When wearing Gold:	11-4

When Iowa scores 100 points or more:	4-0	Iowa field goal percentage at home:	1959-4235	.462
When Iowa scores 90-99 points:	9-1	Iowa field goal percentage on road:	1562-3685	.424
When Iowa scores 80-89 points:	23-5	Iowa 3-point percentage at home:	407-1187	.343
When Iowa scores 70-79 points:	22-18	Iowa 3-point percentage on road:	331-1027	.322
When Iowa scores under 70 points:	18-39	Iowa free throw percentage at home:	1312-1811	.724
		Iowa free throw percentage on road:	945-1335	.708

When opponent scores 100 points or more:	0-2
When opponent scores 90-99 points:	1-7
When opponent scores 80-89 points:	0-12
When opponent scores 70-79 points:	15-27
When opponent scores 60-69 points:	23-14
When opponent scores fewer than 60 points:	37-1

On Sunday:	10-13
On Monday:	5-2
On Tuesday:	10-11
On Wednesday:	8-12
On Thursday:	9-10
On Friday:	10-6
On Saturday:	22-8

When Iowa shoots at least 50% from the field:	19-6
When Iowa shoots less than 50% from the field:	57-57
When opponent shoots at least 50% from the field:	3-30
When opponent shoots less than 50% from the field:	73-33
When Iowa has higher FG% than opponent:	66-13
When opponent has higher FG%:	9-48
When FG% is equal:	2-1

On BTN:	29-34
On CBS:	1-0
On ESPN:	3-6
On ESPN2:	7-6
On ESPNU:	8-8
On Mediacom:	10-0
On CBS SN:	1-1
On NBC SN:	2-1

When Iowa outrebounds opponent:	64-21
When opponent has more rebounds:	12-40
When rebounds are equal:	0-2

When Iowa shoots at least 80% from the line:	20-13
When Iowa shoots less than 80% from the line:	56-50
When opponent shoots at least 80% from the line:	15-15
When opponent shoots less than 80% from the line:	62-48
When Iowa shoots more free throws than opponent:	67-24
When opponent shoots more free throws:	7-38
When free throws attempts are equal:	2-1
When Iowa has higher FT% than opponent:	51-26
When opponent has higher FT%:	25-36
When FT% is equal:	0-1

Most Points, First Half: 56 vs. Md. Eastern Shore, '13
Fewest Points, First Half: 14 vs. Indiana, '13
Most Points Allowed, First Half: 55 vs. Michigan State, '12
Fewest Points Allowed, First Half: 12 vs. UNC Wilmington, '13
Most Points, Second Half: 58 vs. SIU-Edwardsville, '10
Fewest Points, Second Half: 24 vs. Wisconsin, '12
Most Points Allowed, Second Half: 61 at Oregon, '12
Fewest Points Allowed, Second Half: 16 vs. UNI, '10
Largest Halftime Advantage: 37 vs. Arkansas-Pine Bluff, '13
Largest Halftime Deficit: 22 at Michigan State, '12

When Iowa shoots at least 50% from 3-point range:	10-4
When Iowa shoots less than 50% from 3-point range:	66-59
When opponent shoots at least 50% from 3-point range:	1-12
When opponent shoots less than 50% from 3-point range:	75-51
When Iowa has a higher 3-point FG% than opponent:	50-23
When opponent has a higher 3-point FG%:	23-42
When 3-point FG% is equal:	0-1

When Iowa has more assists than opponent:	57-17
When opponent has more assists:	16-42
When assists are equal:	3-4

When Iowa has fewer turnovers than opponent:	47-26
When opponent has fewer turnovers:	24-31
When turnovers are equal:	5-6
When Iowa has more steals than opponent:	45-28
When opponent has more steals:	25-30
When steals are equal:	6-4



IOWA HAWKEYE BASKETBALL

Iowa Superlatives Under McCaffery

TEAM

Most Points Scored

- 111 – SIU Edwardsville (11/26/10)
- 109 -- Md. Eastern Shore (11/14/13)
- 103 -- Abilene Christian (11/17/13)
- 105 – Central Arkansas (12/19/11)
- 98 – Notre Dame (12/3/13)

Fewest Points Allowed

- 36 -- Howard (11/15/12)
- 39 -- UNC Wilmington (11/8/13)
- 40 -- Louisiana Monroe (11/16/10)
- 41 -- Abilene Christian (11/17/13)
- 46 -- SC State (12/19/12)

Field Goals Made

- 42 – Central Arkansas (12/19/11)
- 38 -- Abilene Christian (11/17/13)
- 37 – SIU Edwardsville (11/26/10)
37 – Oregon (3/18/12)
- 35 -- Md. Eastern Shore (11/14/13)

Field Goals Attempted

- 79 – Oregon (3/18/12)
- 76 – Central Arkansas (12/19/11)
76 -- South Dakota (12/4/12)
- 74 -- Wisconsin (2/6/13)
- 71 – Wake Forest (11/30/10)

Field Goal Percentage (20 Made)

- .630 – Indiana (1/29/12)
- .623 -- Abilene Christian (11/17/13)
- .617 -- Arkansas-Pine Bluff (12/22/13)
- .587 – SIU Edwardsville (11/26/10)
- .577 – Indiana (1/23/11)
.577 – Michigan St (2/2/11)

3-Point Field Goals Made

- 13 – Northern Illinois (11/17/11)
- 12 -- Northern Iowa (12/15/12)
- 11 -- Villanova (11/30/13)
11 -- SC State (12/19/12)
- 10 -- Arkansas-Pine Bluff (12/22/13)
10 -- Michigan (2/8/14)
10 -- Minnesota (2/25/14)
10 – SIU Edwardsville (11/26/10)
10 – Wisconsin (2/23/12)
10 – Mich St (3/9/12)
10 – Oregon (3/18/12)

3-Point Field Goals Attempted

- 28 – Minnesota (2/13/11)
- 27 – Chicago St (11/11/11)
- 26 – North Carolina A&T (11/14/11)
- 25 -- Minnesota (2/25/14)
25 - Northern Iowa (12/15/12)

3-Point FG Percentage (10 Made)

- .619 (13-21) Northern Illinois (11/17/11)
- .588 (10-17) Arkansas-Pine Bluff (12/22/13)
.588 (10-17) Michigan (2/1/14)
- .556 (10-18) SIUE (11/26/10)
.556 (10-18) Wisconsin (2/23/12)

Free Throws Made

- 38 -- Nebraska-Omaha (11/10/13)
- 32 -- Md. Eastern Shore (11/14/13)
- 31 -- Penn State (2/15/14)
31 -- Wichita St (11/21/12)
31 -- Penn St (1/31/13)
- 30 – Michigan State (1/28/14)

Free Throws Attempted

- 49 -- Nebraska-Omaha (11/10/13)
- 43 -- UM Eastern Shore (11/14/13)
43 -- Michigan State (1/28/14)
- 40 -- Penn (11/22/13)
40 -- Penn State (2/15/14)

Free Throw Percentage (10 Made)

- 1.000 (15-15) Virginia (3/27/13)
- .917 (11-12) Michigan St (3/15/13)
- .909 (20-22) Clemson (11/29/11)
- .895 (17-19) South Dakota (12/4/12)
- .880 (22-25) Iowa St (12/9/11)

Most Rebounds

- 57 -- Md. Eastern Shore (11/14/13)
- 56 -- UNC Wilmington (11/8/13)
56 – Brown (12/3/11)
56 -- SC State (12/19/12)
- 54 -- Fairleigh Dickinson (12/9/13)
54 -- Coppin State (12/22/12)

Most Assists

- 32 – Central Arkansas (12/19/11)
- 26 – Northern Illinois (11/17/11)
- 25 -- Abilene Christian (11/17/13)
- 24 – SIU Edwardsville (11/26/10)
24 -- Md. Eastern Shore (11/14/13)
- 23 – Dayton (3/13/12)

Most Steals

- 19 – SIU Edwardsville (11/26/10)
- 14 -- Penn (11/22/13)
14 – Idaho St (12/4/10)
14 – Chicago St (11/11/11)
- 13 -- IPFW (11/26/11)
13 -- UT-Pan American (11/9/12)

Most Blocked Shots

- 13 -- Illinois (3/5/13)
- 12 -- UNC Wilmington (11/8/13)
- 10 -- Penn State (2/15/14)
10 -- UT-Pan American (11/9/12)
- 8 -- Purdue (1/27/13)
8 – Boise St (12/22/11)
8 -- Northwestern (3/14/13)
8 -- Xavier (11/28/13)
8 -- Nebraska (12/31/13)

Fewest Turnovers

- 5 -- Abilene Christian (11/17/13)
5 -- Drake (12/7/13)
5 -- UTEP (11/29/13)
5 -- Purdue (3/2/14)
5 – Boise St (12/22/11)
- 6 -- Penn State (2/15/14)
6 -- Tennessee (3/19/14)
6 – Illinois (3/8/12)

INDIVIDUAL

Most Points:

- 33 – Matt Gatens vs Wisconsin (2/23/12)
- 31 – Roy Devyn Marble vs Oregon (3/18/12)
- 30 – Matt Gatens vs Indiana (2/19/12)
30 -- Roy Devyn Marble vs. UNI (12/15/12)
30 -- Roy Devyn Marble vs. Xavier (11/28/13)
- 28 -- Roy Devyn Marble vs. Stony Brook (3/22/13)

Field Goals Made

- 12 – Matt Gatens vs Wisconsin (2/23/12)
- 11 -- Aaron White vs. Iowa State (12/13/13)
- 10 – Devyn Marble vs Oregon (3/18/12)
10 – Aaron White vs Dayton (3/13/12)
10 – Matt Gatens vs Indiana (2/19/12)
10 -- Roy Devyn Marble vs. Xavier (11/28/13)
10 -- Roy Devyn Marble vs. Wisconsin (1/5/14)

Field Goals Attempted

- 24 -- Roy Devyn Marble vs. Wisconsin (1/5/14)
- 23 -- Roy Devyn Marble vs. Xavier (11/28/13)
23 -- Roy Devyn Marble vs. Villanova (11/30/13)
- 21 – Matt Gatens vs Minnesota (1/16/11)
- 19 -- Roy Devyn Marble vs. Wisconsin (2/22/14)
19 – Bryce Cartwright vs La Tech (12/21/10)

3-Point FG Made

- 7 – Roy Devyn Marble vs Oregon (3/18/12)
7 – Matt Gatens vs Wisconsin (2/23/12)
7 – Matt Gatens vs Indiana (2/19/12)
- 6 -- Roy Devyn Marble vs. SCSU (12/19/12)
6 -- Roy Devyn Marble vs. Michigan (2/8/14)

Free Throws Made

- 14 -- Roy Devyn Marble vs. UNI (12/15/12)
- 13 -- Aaron White vs. Wisconsin (1/19/13)
- 12 -- Roy Devyn Marble vs. Indiana (12/31/12)
- 11 -- Roy Devyn Marble vs. Omaha (11/10/13)
11 – Matt Gatens vs Indiana (1/23/11)
11 -- Aaron White vs. Wichita St (11/21/12)
11 -- Aaron White vs. Purdue (2/27/13)

3-Point Field Goals Attempted

- 11 – Matt Gatens vs Minnesota (2/13/11)
- 10 – Matt Gatens vs Penn St (2/4/12)
10 -- Roy Devyn Marble at Iowa St (12/9/11)
10 -- Roy Devyn Marble vs. Xavier (11/28/13)
10 -- Roy Devyn Marble vs. Michigan (2/8/14)

Most Rebounds:

- 17 -- Aaron White vs. Iowa State (12/13/13)
- 15 -- Aaron White vs. Omaha (11/10/13)
15 -- Jarryd Cole vs. UNI (12/7/10)
- 14 -- Melsahn Basabe vs Iowa St (12/10/10)
- 13 -- Melsahn Basabe vs Indiana (2/5/10)
13 -- Melsahn Basabe vs Minnesota (1/16/11)
13 -- Melsahn Basabe vs Ohio St (1/4/11)
13 -- Aaron White at Nebraska (2/23/13)
13 -- Melsahn Basabe vs. Nebraska (3/9/13)
13 -- Aaron White vs. Indiana State (3/20/13)

Most Assists

- 11 -- Roy Devyn Marble vs. Wisconsin (2/22/14)
11 -- Bryce Cartwright vs Dayton (3/13/12)
- 10 -- Bryce Cartwright at Oregon (3/18/12)
10 -- Bryce Cartwright vs Mich St (2/2/11)
- 9 -- Bryce Cartwright (four times)
9 -- Anthony Clemmons (12/22/12)

Most Steals

- 7 -- Eric May vs SIUE (11/26/10)
- 6 -- Roy Devyn Marble vs. Penn (11/22/13)
6 -- Eric May at Wake Forest (11/30/10)
- 5 -- Jarryd Cole at Mich St (3/2/11)
5 -- Matt Gatens vs Idaho St (12/4/10)

Most Blocks

- 7 -- Melsahn Basabe vs. Iowa St (12/10/10)
7 -- Gabriel Olaseni vs. Illinois (3/5/13)
- 6 -- Melsahn Basabe vs Ohio St (1/4/11)
- 5 -- Melsahn Basabe vs Indiana (2/19/12)
5 -- Melsahn Basabe vs Northwestern (3/14/13)
5 -- Gabriel Olaseni vs. UNC Wilmington (11/8/13)

IOWA HAWKEYE BASKETBALL
Iowa Combined Team Statistics (as of Nov 17, 2014)
All games

RECORD:	OVERALL	HOME	AWAY	NEUTRAL
ALL GAMES	2-0	2-0	0-0	0-0
CONFERENCE	0-0	0-0	0-0	0-0
NON-CONFERENCE	2-0	2-0	0-0	0-0

##	Player	gp-gs	min	avg	Total		3-Point		F-Throw		Rebounds				pf	dq	a	to	blk	stl	pts	avg
					fg-fga	fg%	3fg-fga	3fg%	ft-fa	ft%	off	def	tot	avg								
30	White, Aaron	2-2	46	23.0	9-13	.692	0-2	.000	11-14	.786	5	10	15	7.5	3	0	11	2	1	3	29	14.5
00	Olaseni, Gabriel	2-0	37	18.5	7-12	.583	0-0	.000	12-14	.857	2	16	18	9.0	6	0	1	5	6	1	26	13.0
20	Uthoff, Jarrod	2-2	41	20.5	9-16	.563	6-10	.600	1-2	.500	2	5	7	3.5	3	0	4	2	2	1	25	12.5
05	Clemmons, Anthony	2-2	37	18.5	7-11	.636	5-6	.833	4-5	.800	1	7	8	4.0	3	0	2	2	0	4	23	11.5
34	Woodbury, Adam	2-2	41	20.5	8-12	.667	0-0	.000	1-2	.500	2	13	15	7.5	4	0	1	6	1	0	17	8.5
03	Jok, Peter	2-0	37	18.5	3-8	.375	2-3	.667	8-8	1.000	3	5	8	4.0	5	0	2	7	1	3	16	8.0
02	Oglesby, Josh	2-0	42	21.0	3-13	.231	2-8	.250	2-2	1.000	3	3	6	3.0	2	0	7	0	0	2	10	5.0
10	Gesell, Mike	2-2	31	15.5	4-10	.400	0-3	.000	2-2	1.000	1	0	1	0.5	0	0	6	2	0	2	10	5.0
25	Uhl, Dom	2-0	34	17.0	3-8	.375	2-5	.400	0-2	.000	0	4	4	2.0	2	0	1	2	0	0	8	4.0
11	Dickerson, Trey	2-0	36	18.0	4-11	.364	0-2	.000	0-2	.000	0	2	2	1.0	3	0	4	2	0	3	8	4.0
01	Rose, Charlie	2-0	6	3.0	1-1	1.000	1-1	1.000	0-0	.000	0	0	0	0.0	0	0	0	0	0	0	3	1.5
13	Denning, Kyle	2-0	6	3.0	1-2	.500	0-1	.000	0-0	.000	1	0	1	0.5	0	0	1	1	0	0	2	1.0
23	Ukah, Okey	2-0	6	3.0	0-0	.000	0-0	.000	0-0	.000	1	0	1	0.5	1	0	0	1	0	0	0	0.0
Team											3	4	7									
Total.....		2	400		59-117	.504	18-41	.439	41-53	.774	24	69	93	46.5	32	0	40	32	11	19	177	88.5
Opponents.....		2	400		38-126	.302	14-45	.311	22-31	.710	23	42	65	32.5	41	0	22	33	5	19	112	56.0

TEAM STATISTICS	IOWA	OPP	Date	Opponent	Score	Att.
SCORING	177	112	11/14/14	HAMPTON	w 90-56	14682
Points per game	88.5	56.0	11/17/14	NORTH DAKOTA STATE	w 87-56	12333
Scoring margin	+32.5	-	* - Conference game			
FIELD GOALS-ATT	59-117	38-126				
Field goal pct	.504	.302				
3 POINT FG-ATT	18-41	14-45				
3-point FG pct	.439	.311				
3-pt FG made per game	9.0	7.0				
FREE THROWS-ATT	41-53	22-31				
Free throw pct	.774	.710				
F-Throws made per game	20.5	11.0				
REBOUNDS	93	65				
Rebounds per game	46.5	32.5				
Rebounding margin	+14.0	-				
ASSISTS	40	22				
Assists per game	20.0	11.0				
TURNOVERS	32	33				
Turnovers per game	16.0	16.5				
Turnover margin	+0.5	-				
Assist/turnover ratio	1.3	0.7				
STEALS	19	19				
Steals per game	9.5	9.5				
BLOCKS	11	5				
Blocks per game	5.5	2.5				
ATTENDANCE	27015	0				
Home games-Avg/Game	2-13508	0-0				
Neutral site-Avg/Game	-	0-0				

Score by Periods	1st	2nd	Totals
Iowa	96	81	177
Opponents	54	58	112