NCAA CHAMPIONSHIP
GEORGIA TECH
NCAA

SEASON REVIEW AND HONORS

SEASON RESULTS

11.16.08 VS.

TEXAS STATE AT IOWA
87-45 (WIN)

11.18.08 VS.

IOWA VS KANSAS
55-76 (LOSS)

11.22.08 VS.

BOSTON U AT IOWA
83-58 (WIN)

11.23.08 VS.

PROVIDENCE AT IOWA
64-46 (WIN)



12.07.08 VS.

IOWA STATE AT IOWA
66-46 (WIN)

12.11.08 VS.

UNI AT IOWA
72-46 (WIN)

12.20.08 VS.

IOWA AT DRAKE
71-53 (WIN)

12.22.08 VS.

IOWA AT WISCONSIN
73-63 (WIN)

11.27.08

TEXAS TECH VS IOWA
56-48 (WIN)

11.28.08

S. FLORIDA VS IOWA
79-82 (LOSS)

11.29.08

IOWA VS CALIFORNIA
43-76 (LOSS)

12.04.08

IOWA VS DUKE
47-71 (LOSS)





12.28.08

PURDUE AT IOWA
60-69 (LOSS)

1.04.09

IOWA AT INDIANA
54-76 (LOSS)

1.08.09

IOWA AT PURDUE
49-60 (LOSS)

1.11.09

MINNESOTA AT IOWA
74-57 (WIN)

SEASON RESULTS

1.15.09	1.18.09	1.26.09	1.29.09
IOWA AT ILLINOIS 72-63 (WIN)	NORTHWESTERN AT IOWA 74-46 (WIN)	MICHIGAN AT IOWA 77-69 (WIN)	IOWA AT MICHIGAN ST. 56-68 (LOSS)





2.15.09	2.19.09	2.22.09	2.26.09
IOWA AT PENN STATE 63-57 (WIN)	WISCONSIN AT IOWA 72-65 (WIN)	IOWA AT MICHIGAN 68-64 (WIN)	ILLINOIS AT IOWA 69-56 (WIN)

2.01.09	2.05.09	2.08.09	2.12.09
VS.	VS.	VS.	VS.
PENN STATE AT IOWA 97-89 (WIN)	INDIANA AT IOWA 69-67 (WIN)	IOWA AT MINNESOTA 58-64 (LOSS)	OHIO STATE AT IOWA 85-75 (WIN)

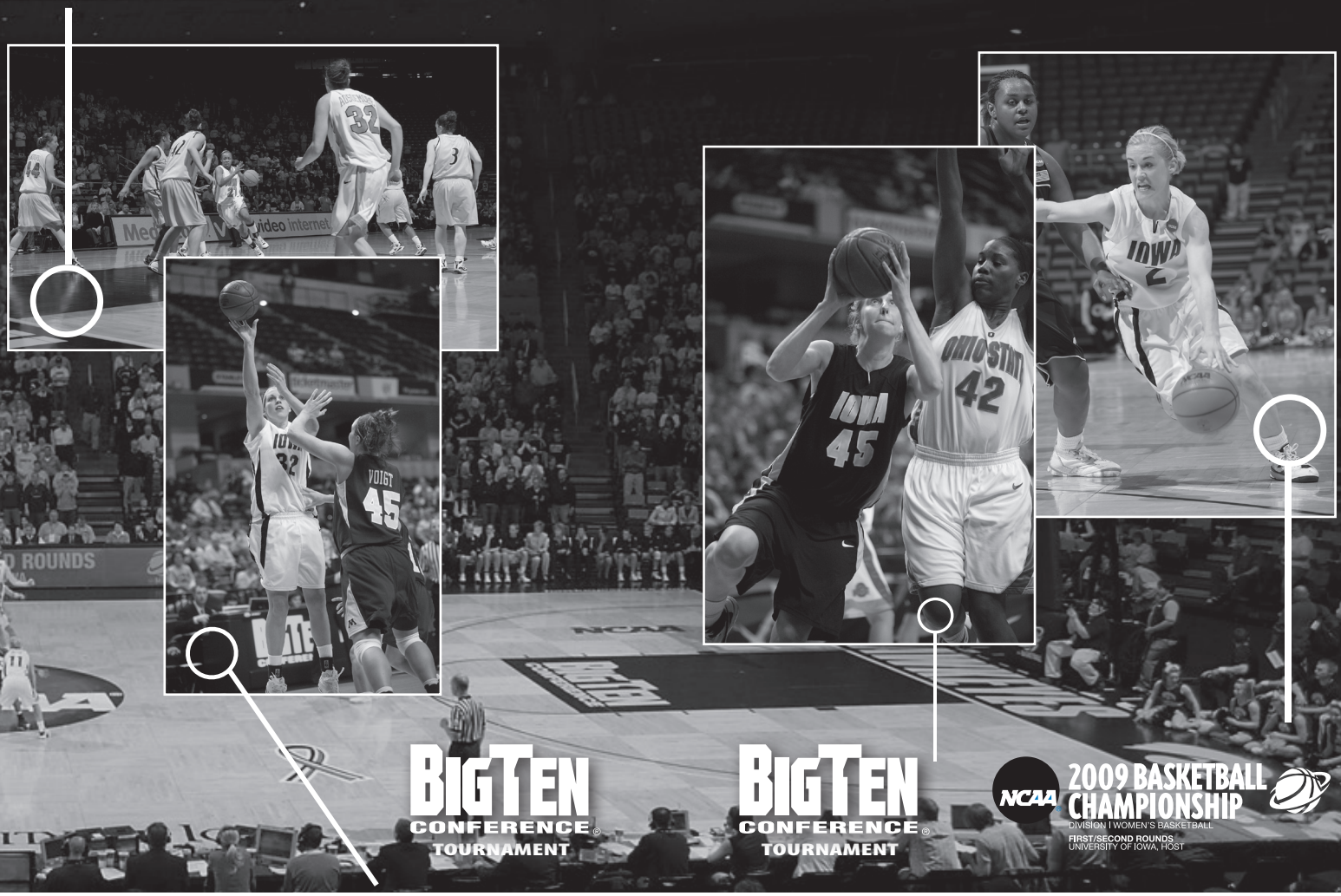

3.01.09	3.06.09	3.07.09	3.22.09
VS.	VS.	VS.	VS.
IOWA AT NORTHWESTERN 86-79 (WIN)	IOWA VS MINNESOTA 79-64 (WIN)	IOWA VS OHIO STATE 56-72 (WIN)	GEORGIA TECH AT IOWA 62-76 (LOSS)

2008-2009 SEASON STATS

OVERALL GAMES (21-11)

PLAYER	GP-GS	MIN	AVG	FG-FGA	PCT	3PT	PCT	FT-FTA	PCT	O-D-RB	AVG	PF-FO	A	TO	BLK	STL	PTS	AVG
Kristi Smith	32-32	1089	34.0	142-358	.397	65-157	.414	73-87	.839	9-61=70	2.2	66-1	103	85	1	31	422	13.2
Wendy Ausdemore	32-32	1056	33.0	141-306	.461	61-165	.370	52-57	.912	49-108=157	4.9	60-1	78	66	4	29	395	12.3
Megan Skouby	32-32	970	30.3	146-317	.461	5-18	.278	91-110	.827	52-101=153	4.8	71-1	22	39	46	12	388	12.1
JoAnn Hamlin	27-18	630	23.3	83-169	.491	1-7	.143	37-54	.685	49-113=162	6.0	88-5	21	71	23	11	204	7.6
Lindsey Nyenhuis	18-0	100	5.6	5-27	.185	4-24	.167	0-0	.000	4-7=11	0.6	2-0	6	6	0	3	14	0.8
Kachine Alexander	32-32	969	30.3	93-220	.423	2-12	.167	131-176	.744	84-198=282	8.8	81-3	121	94	7	29	319	10.0
Nicole VanderPol	3-0	18	6.0	3-3	1.00	0-0	.000	1-2	.500	2-6=8	2.7	5-1	1	4	1	2	7	2.3
Kelsey Cermak	17-0	89	5.2	2-9	.222	0-1	.000	0-0	.000	4-5=9	0.5	10-0	3	3	4	5	4	0.2
Kamille Wahlin	32-14	759	23.7	90-191	.471	28-68	.412	35-46	.761	19-83=102	3.2	27-0	87	60	1	22	243	7.6
Hannah Draxten	30-0	402	13.4	32-93	.344	23-65	.354	10-11	.909	20-41=61	2.0	35-1	33	21	1	9	97	3.2
Kelly Krei	27-0	391	14.5	19-54	.352	7-19	.368	30-37	.811	7-55=62	2.3	27-0	11	29	2	6	75	2.8
Shante Jones	10-0	27	2.7	3-11	.273	0-1	.000	2-3	.667	3-2=5	0.5	2-0	2	4	1	3	8	0.8
TEAM										*64-66=130*	*4.0*			*23*				
IOWA TOTALS	**32**	**6500**	**- - -**	**759-1758**	**.432**	**196-537**	**.365**	**462-583**	**.792**	**366-846=1212**	**37.9**	**474-13**	**488**	**505**	**91**	**162**	**2176**	**68.0**
OPPONENTS	**32**	**6500**	**- - -**	**779-2009**	**.388**	**167-539**	**.310**	**320-477**	**.671**	**469-694=1163**	**36.3**	**562-11**	**400**	**427**	**110**	**241**	**20455**	**63.9**

BIG TEN GAMES (13-5)

PLAYER	GP-GS	MIN	AVG	FG-FGA	PCT	3PT	PCT	FT-FTA	PCT	O-D-RB	AVG	PF-FO	A	TO	BLK	STL	PTS	AVG
Kristi Smith	18-18	672	37.3	88-216	.407	44-99	.444	53-63	.841	6-36=42	2.3	36-0	62	48	0	20	273	15.2
Wendy Ausdemore	18-18	620	34.4	85-184	.462	35-97	.361	32-36	.889	30-48=78	4.3	39-1	49	37	2	19	237	13.2
Megan Skouby	18-18	577	32.1	84-185	.454	2-7	.286	63-43	.837	35-62=97	5.4	38-0	12	18	23	10	206	11.4
JoAnn Hamlin	13-7	305	23.5	40-79	.506	1-4	.250	18-25	.720	18-51=69	5.3	40-2	7	32	8	6	99	7.6
Lindsey Nyenhuis	6-0	13	2.2	2-7	.286	2-7	.286	0-0	.000	0-1=1	0.2	1-0	0	2	0	1	6	1.0
Kachine Alexander	18-18	575	31.9	54-127	.425	1-4	.250	87-115	.757	45-129=174	9.7	53-2	81	51	3	15	196	10.9
Nicole VanderPol	1-0	0	0.0	0-0	.000	0-0	.000	0-0	.000	0-1=1	1.0	0-0	0	0	0	0	0	0.0
Kelsey Cermak	11-0	61	5.5	0-5	.000	0-1	.000	0-0	.000	2-3=5	0.5	6-0	3	3	3	4	0	0.0
Kamille Wahlin	18-11	477	26.5	58-130	.446	22-53	.415	19-28	.679	13-51=64	3.6	13-0	55	27	0	10	157	8.7
Hannah Draxten	17-0	240	14.1	21-59	.356	14-41	.341	7-7	1.00	14-15=29	1.7	20-1	20	12	1	4	63	3.7
Kelly Krei	15-0	133	8.9	5-16	.313	2-3	.667	7-8	.875	1-22=23	1.5	11-0	2	9	1	4	19	1.3
Shante Jones	2-0	2	1.0	0-1	.000	0-0	.000	0-0	.000	0-0=0	0.0	0-0	0	0	0	0	0	0.0
TEAM										*37-40=77*	*4.3*			*13*				
IOWA TOTALS	**18**	**3675**	**- - -**	**437-1009**	**.433**	**123-316**	**.389**	**259-325**	**.797**	**201-459=660**	**36.7**	**257-6**	**291**	**252**	**41**	**93**	**1256**	**69.8**
OPPONENTS	**18**	**3675**	**- - -**	**460-1131**	**.407**	**97-303**	**.320**	**169-239**	**.707**	**252-400=652**	**36.2**	**309-4**	**251**	**239**	**68**	**121**	**1186**	**65.9**

NCAA®

POSTSEASON TEAMS



NCAA TOURNAMENT

1986
1987
1988
1989
1990
1991
1992
1993
1994
1996
1997
1998
2001
2002
2004
2006
2008
2009

WNIT

2003
2005

1986-87 BIG TEN CHAMPS

1991-92 BIG TEN CHAMPS

1988-89 BIG TEN CHAMPS

1980

1990

BIG TEN CHAMPIONSHIP TEAMS

BIG
CONFE

1987-88 BIG TEN CHAMPS

1989-90 BIG TEN CHAMPS

1992-93 BIG TEN CHAMPS

1997-98 BIG TEN CHAMPS

1997 BIG TEN TOURNAMENT CHAMPS

TEN

ERENCE®

2000

2010

BIG TEN CHAMPIONSHIP TEAMS



2001 BIG TEN TOURNAMENT CHAMPS

2007-08 BIG TEN CHAMPS

1995-96 BIG TEN CHAMPS

IOWA ALL-TIME HONOREES

United States Pan American Team

Amy Herrig, 1999
Michelle Edwards, 1991
Cindy Haugejorde, 1977

United States Olympic Trials

Lisa Becker, 1984
Shanda Berry, 1988, 1996
Michelle Edwards, 1988, 1992
Cindy Haugejorde, 1980
Franthea Price, 1988

United States World Junior National Team

Shanda Berry (alternate), 1985
Franthea Price, 1986

United States World University Games Team

Amy Herrig, 1997
Lisa Bluder, 2001 (Asst. Coach)

Naismith All-American

Michelle Edwards, 1988

Associated Press Honorable Mention

Amy Herrig, 1999
Cara Consuegra, 2001

United States Team Trials

Lindsey Meder, 2001
Megan Skouby, 2006
Krista VandeVenter, 2005

Shannon Perry, Franthea Price, and Robin Roberts, 1998 WBCA Scholarship

United States World Championship Qualifying Team

Shanda Berry, 1993

United States Select Team

Lisa Becker, 1985, 1987
Shanda Berry, 1986, 1987
Michelle Edwards, 1986
Cindy Haugejorde, 1978
Amy Herrig, 1996
Lisa Long, 1986
Franthea Price, 1989
Tangela Smith, 1996

National Olympic Festival

Shanda Berry, 1985
Nadine Domond, 1995
Michelle Edwards, 1985
Toni Foster, 1987, 1991
Tiffany Gooden, 1995
Amy Herrig, 1995
Lisa Long, 1985
Cathy Marx, 1991
Franthea Price, 1985, 1986
Jolynn Schneider, 1986
Tangela Smith, 1995
Trisha Waugh, 1987

Big Ten Conference Player of the Year

Michelle Edwards, 1988
Toni Foster, 1993
Franthea Price, 1990
Tangela Smith, 1998

Champion National Player of the Year

Michelle Edwards, 1988

U.S. Basketball Writers' All-American

Necole Tunsil, 1994

United States William R. Jones Cup Team

Shanda Berry, 1987
Nadine Domond, 1997
Jolette Law, 1988
Franthea Price, 1987
Tangela Smith, 1997
Angie Lee, 1998 (Asst. Coach)

Kodak All-American
Michelle Edwards, 1988
Toni Foster, 1993
Franthea Price, 1990

Honorable Mention Preseason Naismith Player of the Year Nominee
Tangela Smith, 1996-97
Nadine Domond, 1997-98

NCAA Post-Graduate Scholarship Recipient
Jolynn Schneider, 1988
Tiffany Gooden, 1998
Shannon Perry, 1998
Cara Consuegra, 2001
Lindsey Meder, 2002
Jennie Lillis, 2004

Verizon Academic All-America
Lindsey Meder, 2001, 2002

Kodak District All-American
Shanda Berry, 1989
Michelle Edwards, 1987, 1988
Toni Foster, 1992, 1993
Cindy Haugejorde, 1980
Jolette Law, 1990
Jennie Lillis (HM), 2003
Franthea Price, 1989, 1990
Necole Tunsil, 1994
Crystal Smith, 2006
Kristi Smith, 2008
Tangela Smith, 1998

Robin Roberts/WBCA Sports Communications Scholarship
Shannon Perry, 1998

***Street & Smith's* Preseason All-American**
Shanda Berry, 1988
Michelle Edwards, 1986, 1987
Toni Foster, 1991, 1992
Tia Jackson, 1993, 1994
Franthea Price, 1988, 1989
Stephanie Schueler, 1990

***Chicago Tribune* Silver Basketball Recipient**
Michelle Edwards, 1988
Franthea Price, 1990
Tangela Smith, 1996

IOWA ALL-BIG TEN HONOREES

First **Team**

Shanda Berry, 1989
Cara Consuegra, 2001
Michelle Edwards, 1986, 1987, 1988
Toni Foster, 1991, 1992, 1993
Amy Herrig, 1999
Jolette Law, 1989, 1990
Jennie Lillis, 2003
Lisa Long, 1987
Lindsey Meder, 2001, 2002
Randi Peterson, 2001
Franthea Price, 1988, 1990
Stephanie Schueler, 1991
Tangela Smith, 1996, 1998
Crystal Smith, 2006
Kristi Smith, 2008, 2009
Necole Tunsil, 1994

Second **Team**

Kachine Alexander, 2009
Shanda Berry, 1988
Jamie Cavey, 2005
Cara Consuegra, 2000
Nadine Domond, 1998
Tiffany Gooden, 1996
Angela Hamblin, 1998
Lisa Long, 1985, 1986
Jennie Lillis, 2002, 2004
Lindsey Meder, 2000
Franthea Price, 1989
Stephanie Schueler, 1990
Megan Skouby, 2006
Johanna Solverson, 2008

Third **Team**

Wendy Ausdemore, 2007, 2009
Jamie Cavey, 2004
Kristi Faulkner, 2003, 2004
Angela Hamblin, 1997
Crystal Smith, 2005
Kristi Smith, 2007

Honorable **Mention**

Laurie Aaron, 1992, 1993
Wendy Ausdemore, 2008
Lisa Becker, 1985, 1987
Tricia Blair, 1987
Robin Christian, 1989
Karen Clayton, 1996
Cara Consuegra, 1999
Nadine Domond, 1996, 1997
Tia Jackson, 1993, 1995
Lynn Kennedy, 1985, 1986
Jolette Law, 1988
Cathy Marx, 1994
Jolynn Schneider, 1988
Megan Skouby, 2007, 2009
Tangela Smith, 1997
Necole Tunsil, 1992, 1993
Krista VandeVenter, 2006

Big Ten **Coach of the Year**

Lisa Bluder, 2001, 2008
Angie Lee, 1996
C. Vivian Stringer, 1991, 1993

Big Ten **Player of the Year**

Michelle Edwards, 1988
Franthea Price, 1990
Toni Foster, 1993
Tangela Smith, 1998

Big Ten **Freshman of the Year**

Lisa Becker, 1984
Franthea Price, 1987
Tiffany Gooden, 1995
Megan Skouby, 2006

Big Ten **Sixth Player of the Year**

Megan Skouby, 2008

All-Freshman **Team**

Megan Skouby, 2006
Johanna Solverson, 2002
Kamille Wahlin, 2009

Academic **All-Big Ten**

Jenna Armstrong, 2003, 2004
Wendy Ausdemore, 2007, 2008, 2009
Lisa Becker, 1986, 1987
Jamie Cavey, 2003, 2004, 2005
Kelsey Cermak, 2009
Karen Clayton, 1994, 1995, 1996
Cara Consuegra, 1999, 2000, 2001
Kristi Faulkner, 2002, 2003, 2004
Tiffany Gooden, 1996, 1997, 1998
Jenee Graham, 2006, 2007
Felicia Hall, 1989
Amy Herrig, 1997, 1998, 1999
Morgan Kasperek, 2004, 2005, 2006
Susan Koering, 1995, 1996, 1997
Jennie Lillis, 2002, 2003, 2004
Leah Magner, 2001, 2002
Becca McCann, 2002, 2003, 2004
Lindsey Meder, 2000, 2001, 2002
Shannon Perry, 1996, 1997, 1998
Tiffany Reedy, 2004, 2005, 2006
Lindsay Richards, 2004
Randi Peterson, 1999, 2000, 2001
Laura Podolak, 2000
Jody Ratigan, 1988, 1989, 1990
Stacy Schlapkohl, 2008



CONSENSUS ALL-AMERICANS



Michelle Edwards (1984-88)

A native of Boston, Massachusetts, Michelle Edwards is one of the most decorated players in Iowa women's basketball history. The 5-9 guard, nicknamed "Ice", amassed a career record of 102-22 from 1984-1988. During her four years, Edwards led the Hawkeyes to three NCAA Tournament appearances and two Big Ten titles. In 1988, she was named the Champion Products National Player of the Year, the highest honor in women's collegiate basketball. Edwards garnered several other honors that year including being named a Kodak all-American, a Naismith all-American, a USBWA all-American, the Big Ten Player of the Year, and the University of Iowa Athlete of the Year. In her senior season, Edwards also led Iowa to its first ever national number one ranking, along with a record of 29-2 overall and 17-1 in the Big Ten. She paced the Hawkeyes with an average of 20 points per game, 4.8 rebounds per game, 4.5 assists per game, and 2.9 steals per game. The three-time first team all-Big Ten selection is the only Hawkeye to have her jersey retired (No. 30). Edwards ranks high in several Iowa statistical categories, including second in career assists (431), third in career scoring (1,821), and third in career steals (235). She also ranks second among single season scoring leaders (621) and is tied for first in assists in a single game (12). Edwards played in the National Olympic Festival in 1985 and was a member of the U.S. Select Team in 1986. In 1991, she was part of the United States Pan American Team, and she also competed in the U.S. Olympic Trials in 1988 and 1992. Upon graduation, Edwards played professionally in Italy for nine seasons before joining the WNBA during its inaugural year in 1997. She then spent three seasons with the Cleveland Rockers and two seasons with the Seattle Storm.





Franthea Price (1986-90)

Franthea Price played for the Hawkeyes from 1986-1990, and in her senior season she became the second Kodak all-American in school history. The four-year starter from River Rouge, Michigan, had an impressive career at Iowa, which began with her being named the Big Ten Freshman of the Year in 1987. Price was named to the first team all-Big Ten in 1988 and 1990, and she was named second team all-Big Ten in 1989. In her senior year, Price earned the honor of Big Ten Player of the Year and led the conference in scoring with 19.8 points per game. The 5-9 forward led the Hawkeyes in several statistical categories that year including scoring (21.2), rebounding (7.1), steals (2.9), and three-point field goals (47). A consistent contributor, Price scored in double figures in 34 of her last 35 games. She holds the school record for career steals with 321, and is tied for first for most steals in a single game with nine. Price also ranks fifth in career scoring (1,742), third in career assists (387), and eighth in career rebounds (726). Outside of Iowa, Price was a member of the U.S. World Junior National Team in 1986 and competed in the National Olympic Festival in 1985 and 1986. In 1987, Price won a gold medal as part of the United States William R. Jones Cup team, and she was a member of the United States Select team in 1989. Price also competed in the U.S. Olympic Trials in 1988. After finishing her career at Iowa, Price played professionally in Spain for several years before joining the WNBA Sacramento Monarchs in 1998.

Toni Foster (1989-93)

A 6-1 forward from Chicago, Illinois, Toni Foster was named a Kodak all-American in 1993 and was a finalist for Champion Player of the Year. Foster played for the Hawkeyes from 1989-1993, and led the team in both scoring and rebounding for three consecutive years, a feat accomplished only once previously. A three-time first team all-Big Ten selection, Foster was named the Big Ten Player of the Year in 1993. She was also named the 1993 SportsChannel Player of the Year. During her senior season, Price led Iowa in scoring (15.7), rebounding (8.2), and blocked shots (1.3). She collected 27 double-doubles during her illustrious career, including nine in her senior year. In Iowa's career statistical categories, Foster ranks second in both rebounds (887) and blocks (145). She also ranks sixth in scoring (1,606) and ninth in steals (167). Foster competed in the National Olympic Festival in 1987 and 1991. When the WNBA was formed in 1997, Foster was the seventh overall pick and was selected by the Phoenix Mercury. She spent two seasons with the Mercury before joining the Seattle Storm in 1999 by way of an expansion draft.

1000 POINT CLUB

TOP 10

1 **CINDY HAUGEJORDE** 1976-80
2059 POINTS

2 **LINDSEY MEDER** 1998-2002
1906 POINTS

3 **MICHELLE EDWARDS** 1984-88
1821 POINTS

4 **JENNIE LILIS** 2000-04
1762 POINTS

5 **FRANTHEA PRICE** 1986-90
1742 POINTS

6 **TONI FOSTER** 1989-93
1606 POINTS

7 **TANGELA SMITH** 1994-98
1598 POINTS

8 **KRISTI SMITH** 2005-09
1455 POINTS

9 **MEGAN SKOUBY** 2005-09
1439 POINTS

10 **WENDY AUSDEMORE** 2005-09
1343 POINTS

1000 POINT CLUB

1.	2059	Cindy Haugejorde	76-80
2.	1906	Lindsey Meder	98-02
3.	1821	Michelle Edwards	84-88
4.	1762	Jennie Lillis	00-04
5.	1742	Franthea Price	86-90
6.	1606	Toni Foster	89-93
7.	1598	Tangela Smith	94-98
8.	1455	Kristi Smith	05-09
9.	1439	Megan Skouby	05-09
10.	1343	Wendy Ausdemore	05-09
11.	1335	Lisa Becker	83-87
12.	1319	Amy Herrig	95-99
13.	1283	Necole Tunsil	90-94
14.	1265	Jamie Cavey	01-05
15.	1242	Kristi Faulkner	01-04
16.	1230	Lisa Long	83-87
17.	1193	Crystal Smith	02-06
18.	1160	Tia Jackson	90-95
19.	1147	Cara Consuegra	97-01
20.	1137	Jolette Law	86-90
21.	1130	Johanna Solverson	02-05, 08
22.	1129	Lisa Anderson	80-84
23.	1100	Shanda Berry	85-89
24.	1048	Kim Howard	78-82
25.	1046	Robin Anderson	80-85
26.	1024	Tiffany Gooden	94-98

SPORT GRAPHICS

IOWA WOMEN'S BASKETBALL

RECORDS

SERIES RECORDS VS OPPONENTS

Boston College
The Series: First Meeting

Columbia
The Series: First Meeting

Drake
The Series: Drake leads, 26-15

1974-75 at Drake, L 64-75
1975-76 at Drake, L 62-65
1975-76 at Iowa, W 67-42
1976-77 at Iowa, L 59-82
1976-77 Neutral, L 56-64
1977-78 at Iowa, L 66-77
1977-78 Neutral, L 60-88
1978-79 at Drake, L 80-94
1978-79 at Iowa, L 63-96
1978-79 Neutral, L 71-101
1979-80 at Iowa, L 62-71
1979-80 at Drake, L 67-76
1980-81 at Iowa, L 71-74
1980-81 at Drake, L 56-83
1981-82 at Iowa, L 63-77
1981-82 at Drake, L 61-96
1982-83 at Drake, L 75-88
1983-84 at Iowa, L 56-58
1984-85 at Drake, L 59-69
1985-86 at Iowa, L 63-64
1986-87 at Drake, W 71-57
1987-88 at Iowa, W 74-38
1988-89 at Drake, W 97-54
1989-90 at Iowa, W 70-58
1990-91 at Drake, W 74-49
1992-93 at Iowa, W 90-44
1993-94 at Drake, W 73-64
1995-96 at Iowa, W 67-44
1996-97 at Drake, L 59-80
1997-98 at Iowa, W 63-60 (ot)
1998-99 at Drake, L 73-86
1999-00 at Iowa, L 59-84
2000-01 at Drake, L 58-73
2001-02 at Iowa, L 72-75 (ot)
2002-03 at Drake, W 72-52
2003-04 at Iowa, W 79-65
2004-05 at Drake, W 80-69
2005-06 at Iowa, W 92-72
2006-07 at Drake, W 77-70
2007-08 at Iowa, W 62-50
2008-09 at Drake, W 71-53

Illinois
The Series: Iowa leads, 43-16

1974-75 at Iowa, W 62-46
1975-76 at Illinois, W 63-54
1976-77 Neutral, L 40-53
1976-77 at Illinois, L 54-58
1977-78 at Iowa, L 60-62
1978-79 at Illinois, L 53-60
1979-80 at Iowa, W 71-44
1980-81 at Illinois, L 76-78
1981-82 at Iowa, L 51-76
1982-83 at Iowa, L 69-71
1982-83 at Illinois, L 69-71
1983-84 at Illinois, L 55-64
1983-84 at Iowa, W 74-65
1984-85 at Illinois, W 66-61
1984-85 at Iowa, W 79-66
1985-86 at Iowa, W 74-57
1985-86 at Illinois, L 68-78
1986-87 at Iowa, W 80-53
1986-87 at Illinois, W 70-64
1987-88 at Illinois, W 90-63
1987-88 at Iowa, W 87-36
1988-89 at Illinois, W 82-64
1988-89 at Iowa, W 82-50
1989-90 at Iowa, W 85-51
1989-90 at Illinois, W 59-51
1990-91 at Iowa, W 63-47
1990-91 at Illinois, W 63-43
1991-92 at Iowa, W 68-42
1991-92 at Illinois, W 56-36
1992-93 at Illinois, W 65-57
1992-93 at Iowa, W 77-58
1993-94 at Iowa, W 53-37
1993-94 at Illinois, W 55-52
1994-95 at Iowa, W 59-51
1994-95 at Illinois, W 69-61
1995-96 at Iowa, W 73-55
1995-96 at Illinois, W 73-64
1995-96 at Big Ten, W 74-56
1996-97 at Illinois, L 75-83
1996-97 at Big Ten, W 63-56
1997-98 at Iowa, W 82-71
1998-99 at Iowa, W 89-86
1988-99 at Illinois, L 73-86
1999-00 at Illinois, L 60-86
1999-00 at Iowa, W 80-73
2000-01 at Illinois, W 75-64
2000-01 at Big Ten, W 86-79
2001-02 at Iowa, W 79-71
2002-03 at Iowa, L 72-82
2002-03 at Illinois, L 58-73
2003-04 at Iowa, W 91-73
2003-04 at Illinois, W 89-64
2004-05 at Illinois, W 72-58
2004-05 at Iowa, W 87-63
2005-06 at Iowa, W 84-65
2005-06 at Illinois, W 71-60
2006-07 at Iowa, L 69-74
2007-08 at Illinoia, W 60-58
2008-09 at Illinois, W 72-62
2008-09 at Iowa, W 69-56

Illinois State
The Series: Iowa leads, 4-1

1975-76 at Iowa, L 48-90
1978-79 at ISU, W 82-71
1984-85 at Iowa, W 65-57
1986-87 at ISU, W 71-56
1996-97 at Iowa, W 66-41

Indiana
The Series: Iowa leads, 39-15

1974-75 at Iowa, L 58-86
1982-83 at IU, L 51-68
1982-83 at Iowa, L 59-65
1983-84 at Iowa, W 54-50
1983-84 at IU, L 62-68
1984-85 at Iowa, W 69-49
1984-85 at IU, L 48-63
1985-86 at IU, W 47-46
1985-86 at Iowa, W 63-47
1986-87 Neutral, W 63-56
1986-87 at IU, W 60-49
1986-87 at Iowa, W 71-50
1987-88 at Iowa, W 72-48
1987-88 at IU, W 71-47
1988-89 at Iowa, W 77-61
1988-89 at IU, W 70-63 (ot)
1989-90 at IU, W 63-52
1989-90 at Iowa, W 85-47
1990-91 at IU, L 59-74
1990-91 at Iowa, W 86-55
1991-92 at Iowa, W 80-71
1991-92 at IU, W 59-57
1992-93 at Iowa, W 79-50
1992-93 at IU, W 68-46
1993-94 at IU, L 58-82
1993-94 at Iowa, L 59-63
1994-95 at Iowa, W 60-55
1994-95 at IU, L 49-57
1995-96 at IU, W 64-56
1995-96 at Iowa, W 77-51
1996-97 at UI, W 78-58
1996-97 at Big Ten, W 87-53
1997-98 at Iowa, W 82-71
1998-99 at Iowa, W 66-58
1998-99 at IU, W 73-69
1999-00 at Iowa, W 82-68
1999-00 at IU, L 67-70
2000-01 at Iowa, W 83-56
2000-01 at Big Ten, W 81-76
2001-02 at IU, W 73-65
2001-02 at Big Ten, L 76-78 (ot)
2002-03 at Iowa, W 78-62
2002-03 at IU, L 68-89
2003-04 at Iowa, W 72-65
2003-04 at IU, W 78-69
2004-05 at Iowa, W 62-51
2004-05 at IU, W 56-53
2005-06 at IU, L 53-65
2005-06 at Iowa, W 78-70
2006-07 at IU, W 71-67
2006-07 at Big Ten, L 53-67
2007-08 at Iowa, W 81-65
2008-09 at IU, L 54-76
2008-09 at Iowa, W 69-67

Iowa State
The Series: Iowa leads, 21-18

1974-75 at Iowa, L 47-65
1975-76 at ISU, L 63-92
1976-77 at Iowa, L 58-71
1976-77 at Iowa, L 73-82
1977-78 at Iowa, L 71-74 (ot)
1977-78 at Neutral, W 77-60
1977-78 at Neutral, L 82-87
1978-79 at Iowa, W 87-70
1978-79 at Iowa, W 81-70
1978-79 at Neutral, W 68-67
1979-80 at ISU, L 69-80
1979-80 at Iowa, W 66-50
1980-81 at Iowa, W 67-66
1980-81 at ISU, W 66-62
1981-82 at ISU, L 59-82
1981-82 at Iowa, W 62-44
1981-82 at Neutral, L 52-64
1982-83 at Iowa, W 64-59
1983-84 at ISU, W 86-75 (ot)
1984-85 at Iowa, W 81-41
1985-86 at ISU, W 63-57
1986-87 at Iowa, W 70-51
1987-88 at ISU, W 93-49
1988-89 at Iowa, W 79-46
1989-90 at ISU, W 75-55
1991-92 at Iowa, W 70-58
1996-97 at Iowa, W 64-53
1997-98 at ISU, L 57-74
1998-99 at Iowa, L 65-81
1999-00 at ISU, L 69-79
2000-01 at Iowa, L 76-86
2001-02 at ISU, L 64-82
2002-03 at Iowa, W 64-39
2003-04 at ISU, L 94-101 (2ot)
2004-05 at Iowa, W 89-80
2005-06 at ISU, L 61-77
2006-07 at Iowa, L 74-80
2007-08 at ISU, L 44-58
2008-09 at Iowa, W 66-46

Kansas
The Series: Iowa trails, 3-2

1988-89 at Kansas, L 63-67
1995-96 at Kansas, W 68-58 (ot)
1997-98 at Iowa, L 58-62
2006-07 at Neutral, W 63-49
2008-09 at Kansas, L 55-76

Michigan
The Series: Iowa leads, 41-11

1978-79 Neutral, W 79-70
1982-83 at Michigan, L 62-83
1982-83 at Iowa, W 72-50
1983-84 at Iowa, W 70-51
1983-84 at Michigan, W 71-54
1984-85 at Iowa, W 70-45
1984-85 at Michigan, W 79-49
1985-86 at Michigan, L 56-58
1985-86 at Iowa, W 63-42
1986-87 at Iowa, W 75-54
1986-87 at Michigan, W 78-54
1987-88 at Michigan, W 89-54
1987-88 at Iowa, W 76-55
1988-89 at Iowa, W 82-42
1988-89 at Michigan, W 79-61
1989-90 at Michigan, W 65-54
1989-90 at Iowa, W 78-47
1990-91 at Iowa, W 79-60
1990-91 at Michigan, W 76-64
1991-92 at Michigan, W 73-61
1991-92 at Iowa, W 81-45
1992-93 at Michigan, W 84-54
1992-93 at Iowa, W 71-34
1993-94 at Iowa, W 78-56
1993-94 at Michigan, W 65-55
1994-95 at Iowa, W 53-36
1994-95 at Michigan, W 71-43
1995-96 at Michigan, W 69-53
1995-96 at Iowa, W 74-52
1996-97 at Iowa, L 63-75
1997-98 at Michigan, L 65-69 (ot)
1998-99 at Iowa, L 67-83
1998-99 at Michigan, W 78-75
1999-00 at Michigan, L 78-82
1999-00 at Iowa, L 61-78
2000-01 at Iowa, W 79-58
2000-01 at Michigan, L 78-80
2001-02 at Michigan, L 74-82
2001-02 at Iowa, L 80-91
2002-03 at Michigan, W 65-57
2003-04 at Iowa, W 66-46
2004-05 at Iowa, W 71-63
2004-05 at Michigan, W 71-63
2004-05 at Big Ten, W 70-42
2005-06 at Michigan, W 77-63
2005-06 at Iowa, W 67-55
2006-07 at Iowa, W 66-49
2007-08 at Michigan, L 46-63
2007-08 at Iowa, W 66-61
2007-08 at Big Ten, W 58-37
2008-09 at Iowa, W 77-69
2008-09 at Michigan, W 68-64

Michigan State
The Series: Iowa leads, 30-23

1975-76 Neutral, L 54-83
1979-80 Neutral, W 63-58
1982-83 at MSU, L 56-64
1982-83 at Iowa, L 62-70
1983-84 at Iowa, W 70-62
1983-84 at MSU, W 72-62
1984-85 at Iowa, W 53-36
1984-85 at MSU, W 77-55
1985-86 at MSU, W 60-57
1985-86 at Iowa, W 61-48
1986-87 at Iowa, W 83-61
1986-87 at MSU, W 71-49
1987-88 at MSU, W 77-52
1987-88 at Iowa, W 52-46
1988-89 at Iowa, W 89-49
1988-89 at MSU, W 74-63
1989-90 at MSU, L 61-62
1989-90 at Iowa, W 86-58
1990-91 at Iowa, L 54-64
1990-91 at MSU, L 48-49
1991-92 at MSU, W 71-64
1991-92 at Iowa, W 70-47
1992-93 at MSU, W 75-55
1992-93 at Iowa, W 76-46
1993-94 at Iowa, W 54-46
1993-94 at MSU, W 63-56
1994-95 at MSU, L 70-71 (2 ot)
1994-95 at Iowa, L 55-62
1995-96 at Iowa, W 75-56
1995-96 at MSU, W 71-65
1996-97 at Iowa, W 82-62
1997-98 at MSU, L 62-66
1998-99 at MSU, L 64-70
1998-99 at Iowa, L 69-81
1999-00 at Iowa, L 77-82
1999-00 at MSU, L 64-74
2000-01 at Iowa, W 50-47
2000-01 at MSU, W 71-56
2001-02 at Iowa, W 75-55
2001-02 at MSU, W 69-59
2002-03 at Iowa, L 58-68
2003-04 at MSU, W 78-67
2003-04 at Big Ten, L 54-81
2004-05 at MSU, L 56-68
2004-05 at Iowa, L 60-67
2005-06 at Iowa, W 75-64
2005-06 at MSU, L 71-73
2005-06 at Big Ten, L 58-79
2006-07 at Iowa, L 63-83
2006-07 at MSU, L 57-67
2007-08 at MSU, L 65-73
2007-08 at Iowa, W 82-64
2008-09 at MSU, L 56-68

Minnesota
The Series: Iowa leads, 41-21

1974-75 at Iowa, W 55-33
1977-78 at Iowa, L 79-84
1978-79 at Iowa, W 91-82
1978-79 at Minnesota, L 79-90
1978-79 Neutral, L 64-86
1979-80 at Iowa, W 70-68
1979-80 at Minnesota, L 67-72
1980-81 at Iowa, L 71-94
1980-81 at Minnesota, L 52-71

1981-82 at Iowa, L 52-77
1981-82 at Minnesota, L 43-90
1982-83 at Iowa, L 62-73
1982-83 at Minnesota, L 53-78
1983-84 at Minnesota, L 55-57
1983-84 at Iowa, W 79-58
1984-85 at Iowa, W 60-38
1984-85 at Minnesota, W 66-58
1985-86 at Minnesota, W 66-63
1985-86 at Iowa, W 61-51
1986-87 at Iowa, W 81-40
1986-87 at Minnesota, W 78-60
1987-88 at Minnesota, W 84-41
1987-88 at Iowa, W 100-51
1988-89 at Iowa, W 97-54
1988-89 at Minnesota, W 87-73
1989-90 at Minnesota, W 79-43
1989-90 at Iowa, W 87-58
1990-91 at Iowa, W 70-51
1990-91 at Minnesota, W 70-46
1991-92 at Iowa, W 85-68
1991-92 at Minnesota, W 65-47
1992-93 at Minnesota, W 75-47
1992-93 at Iowa, W 83-59
1993-94 at Iowa, W 69-59
1993-94 at Minnesota, L 58-64
1994-95 at Minnesota, L 56-70
1994-95 at Big Ten, W 57-44
1995-96 at Iowa, W 94-51
1996-97 at Minnesota, W 61-48
1996-97 at Iowa, W 78-42
1997-98 at Iowa, W 91-55
1997-98 at Minnesota, W 71-59
1998-99 at Minnesota, W 66-58
1998-99 at Iowa, W 79-62
1999-00 at Iowa, W 80-51
1999-00 at Minnesota, W 77-53
2000-01 at Minnesota, W 82-71
2001-02 at Iowa, L 83-94
2002-03 at Minnesota, L 65-94
2002-03 at Iowa, L 60-77
2002-03 at Big Ten, W 80-77
2003-04 at Minnesota, L 61-75
2003-04 at Iowa, W 81-61
2004-05 at Minnesota, L 50-81
2005-06 at Iowa, L 68-80
2006-07 at Minnesota, W 58-56
2006-07 at Iowa, L 78-80 (ot)
2007-08 at Minnesota, W 68-66 (ot)
2007-08 at Iowa, W 72-69
2008-09 at Iowa, W 74-57
2008-09 at Minnesota, L 58-64
2008-09 at Big Ten, W 79-64

Nevada
The Series: Iowa leads, 1-0
2000-01 at Iowa, W 73-59

Northern Iowa
The Series: Iowa leads, 12-2
1974-75 at UNI, L 39-83
1977-78 at Iowa, W 74-54
1978-79 at Iowa, W 106-61
1978-79 at UNI, W 90-55
1981-82 at UNI, W 74-68 (ot)
1982-83 at Iowa, W 66-65
1983-84 at UNI, W 71-64
2002-03 at Iowa, W 98-68
2003-04 at UNI, W 76-67
2004-05 at Iowa, W 77-50
2005-06 at UNI, W 65-54
2006-07 at Iowa, L 62-83
2007-08 at UNI, W 77-67
2008-09 at Iowa, W 72-46

Northwestern
The Series: Iowa leads, 42-12
1979-80 Neutral, L 66-69
1980-81 at N'western, L 63-85
1980-81 at Iowa, L 80-92
1982-83 at Iowa, L 56-71
1982-83 at N'western, L 54-81
1983-84 at N'western, L 51-59
1983-84 at Iowa, W 72-61
1984-85 at N'western, W 70-51
1984-85 at Iowa, W 71-61
1985-86 at Iowa, W 72-58
1985-86 at N'western, W 69-66 (ot)
1986-87 at N'western, W 72-61
1986-87 at Iowa, W 70-53
1987-88 at Iowa, W 81-43
1987-88 at N'western, W 76-66
1988-89 at N'western, W 63-53
1988-89 at Iowa, W 77-46
1989-90 at Iowa, L 63-64
1989-90 at N'western, W 64-43
1990-91 at N'western, W 64-60
1990-91 at Iowa, W 67-58
1991-92 at N'western, W 90-72
1991-92 at Iowa, W 73-65
1992-93 at N'western, W 60-55
1992-93 at Iowa, W 68-62
1993-94 at Iowa, W 67-59
1993-94 at N'western, L 47-55
1994-95 at Iowa, L 57-58
1995-96 at N'western, W 64-51
1996-97 at N'western, W 73-61
1996-97 at Iowa, W 80-56
1996-97 at Big Ten, W 78-68
1997-98 at Iowa, W 65-58
1997-98 at N'western, W 74-71
1998-99 at Iowa, W 86-69
1998-99 at Neutral, L 71-75
1999-00 at N'western, L 52-53
1999-00 at Big Ten, L 59-68
2000-01 at Iowa, W 95-61
2000-01 at N'western W 92-52
2001-02 at N'western, W 74-47
2001-02 at Iowa, W 82-68
2002-03 at Iowa, W 72-60
2002-03 at Big Ten, W 70-58
2003-04 at N'western, W 76-61
2004-05 at Iowa, W 81-76
2004-05 at N'western, W 60-40
2005-06 at N'western, W 80-48
2005-06 at Iowa, W 76-61
2006-07 at N'western, W 63-61
2007-08 at N'western, W 70-55
2007-08 at Iowa, W 68-42
2008-09 at Iowa, W 74-46
2008-09 at N'western, W 86-79

Ohio State
The Series: Iowa trails, 26-25
1979-80 Neutral, W 61-60
1982-83 at OSU, L 57-77
1982-83 at Iowa, L 57-72
1983-84 at Iowa, L 56-64
1983-84 at OSU, L 60-82
1984-85 at Iowa, L 47-56
1984-85 at OSU, L 41-64
1985-86 at OSU, L 54-70
1985-86 at Iowa, W 75-64
1986-87 at OSU, L 54-67
1986-87 at Iowa, W 66-54
1987-88 at Iowa, W 75-64
1987-88 at OSU, L 56-58
1988-89 at Iowa, W 84-70
1988-89 at OSU, L 57-66
1989-90 at OSU, W 71-48
1989-90 at Iowa, W 94-51
1990-91 at OSU, W 88-68
1990-91 at Iowa, W 70-47
1991-92 at Iowa, W 73-56
1991-92 at OSU, W 68-59
1992-93 at Iowa, W 79-62
1992-93 at OSU, L 60-72
1992-93 at Final Four, L 72-73 (ot)
1993-94 at OSU, W 64-61
1993-94 at Iowa, W 59-57
1994-95 at Iowa, W 57-51
1995-96 at OSU, W 82-75
1996-97 at OSU, W 69-59
1996-97 at Iowa, W 80-59
1997-98 at Iowa, W 66-57
1997-98 at OSU, W 74-71
1997-98 at Big Ten, W 72-54
1998-99 at OSU, L 66-70
1999-00 at Iowa, W 68-60
2000-01 at OSU, L 52-79
2000-01 at Iowa, W 74-59
2001-02 at OSU, L 63-82
2001-02 at Iowa, W 70-65
2002-03 at OSU, L 59-74
2003-04 at Iowa, L 82-93
2004-05 at OSU, L 57-80
2004-05 at Iowa, L 60-67
2005-06 at Iowa, L 62-72
2005-06 at OSU, L 77-88
2006-07 at Iowa, L 67-73
2006-07 at OSU, L 49-85
2007-08 at Iowa, L 65-73
2007-08 at OSU, L 56-69
2008-09 at Iowa, W 85-75
2008-09 at Big Ten, L 56-72

Penn State
The Series: Penn St. leads, 19-16
1984-85 at PSU, L 47-87
1985-86 at Iowa, W 65-63
1986-87 Neutral, L 74-78 (ot)
1990-91 at PSU, L 62-82
1991-92 at Iowa, W 61-53
1992-93 at Iowa, W 84-59
1992-93 at PSU, L 64-70
1993-94 at PSU, L 61-63
1993-94 at Iowa, W 78-68
1994-95 at PSU, L 62-73
1994-95 at Big Ten, L 62-69
1995-96 at Iowa, W 81-69
1996-97 at Iowa, L 60-61
1996-97 at PSU, W 66-63
1997-98 at PSU, W 78-69
1997-98 at Iowa, W 73-49
1998-99 at Iowa, L 60-66
1998-99 at PSU, L 64-88
1999-00 at PSU, L 63-80
1999-00 at Iowa, L 64-78
2000-01 at Iowa, W 79-64
2001-02 at PSU, W 96-81
2002-03 at PSU, L 52-86
2002-03 at Iowa, W 80-75
2003-04 at PSU, L 64-92
2003-04 at Iowa, L 58-70
2004-05 at Iowa, L 71-77
2004-05 at Big Ten, L 66-68
2005-06 at PSU, L 61-72
2006-07 at PSU, L 71-78
2006-07 at Iowa, W 79-72
2007-08 at Iowa, W 67-58
2007-08 at PSU, W 73-65
2008-09 at Iowa, W 97-89 (3ot)
2008-09 at PSU, W 63-57

Purdue
The Series: Purdue leads, 32-24
1975-76 Neutral, L 42-53
1976-77 at Purdue, L 63-67
1977-78 at Purdue, L 63-72
1982-83 at Iowa, W 76-70
1982-83 at Purdue, L 53-63
1983-84 at Purdue, W 49-39
1983-84 at Iowa, W 78-40
1984-85 at Purdue, W 68-54
1984-85 at Iowa, W 85-61
1985-86 at Iowa, W 79-52
1985-86 at Purdue, W 80-63
1986-87 at Iowa, W 68-54
1986-87 at Purdue, W 86-68
1987-88 at Purdue, W 67-57
1987-88 at Iowa, W 66-52
1988-89 at Purdue, L 56-67
1988-89 at Iowa, W 66-64
1989-90 at Iowa, L 63-66
1989-90 at Purdue, W 70-67 (ot)
1990-91 at Iowa, L 75-84 (ot)
1990-91 at Purdue, W 56-53
1991-92 at Iowa, W 65-64
1991-92 at Purdue, L 64-72
1992-93 at Purdue, W 63-55
1993-94 at Iowa, W 62-48
1994-95 at Purdue, L 45-63
1994-95 at Iowa, L 55-62
1995-96 at Iowa, W 68-57
1995-96 at Purdue, L 42-62
1995-96 at Big Ten, L 68-76
1996-97 at Purdue, L 52-62
1996-97 at Iowa, L 48-53
1997-98 at Iowa, L 66-75 (ot)
1997-98 at Purdue, W 73-67
1997-98 at Big Ten, L 60-61
1998-99 at Iowa, L 69-71 (ot)
1999-00 at Purdue, L 59-73
2000-01 at Purdue, L 58-73
2000-01 at Iowa, W 96-87
2000-01 at Big Ten, W 75-70
2001-02 at Iowa, W 90-75
2001-02 at Purdue, L 68-82
2002-03 at Purdue, L 64-83
2002-03 at Iowa, L 68-78
2002-03 at Big Ten, L 57-84
2003-04 at Iowa, L 79-90
2003-04 at Purdue, L 55-84
2004-05 at Purdue, L 75-79
2005-06 at Iowa, W 77-71 (ot)
2006-07 at Iowa, L 58-68
2006-07 at Purdue, L 52-76
2007-08 at Iowa, W 69-53
2007-08 at Purdue, L 46-59
2007-08 at Big Ten, L, 73-80
2008-09 at Iowa, L 60-69
2008-09 at Purdue, L 49-60

Santa Clara
The Series: First Meeting

South Dakota State
The Series: Iowa leads, 1-0
1977-78 Neutral, W 73-63

UCLA
The Series: Iowa leads, 1-0
1990-91 at Iowa, W 81-52

West Virginia
The Series: Iowa leads, 1-0
1992-93 at Iowa, W, 74-44
1993-94 at West Virginia, W, 69-57

William & Mary
The Series: First Meeting

Wisconsin
The Series: Iowa leads 35-20
1974-75 at Iowa, L 49-65
1978-79 at Iowa, W 75-68
1979-80 at Iowa, W 68-51
1980-81 at Wisconsin, L 69-73
1980-81 Neutral, L 67-88
1981-82 Iowa, L 64-78
1981-82 at Iowa, L 64-78
1982-83 at Iowa, L 47-68
1982-83 at Wisconsin, L 44-68
1983-84 at Wisconsin, L 49-50
1983-84 at Iowa, W 46-37
1984-85 at Wisconsin, L 54-65
1984-85 at Iowa, W 64-52
1985-86 at Iowa, W 68-32
1985-86 at Wisconsin, W 64-47
1986-87 at Wisconsin, W 83-44
1986-87 at Iowa, W 78-56
1987-88 at Wisconsin, W 79-59
1987-88 at Iowa, W 98-50
1988-89 at Wisconsin, W 67-57
1988-89 at Iowa, W 78-52
1989-90 at Iowa, W 84-52
1989-90 at Wisconsin, W 79-60
1990-91 at Wisconsin, L 67-78
1990-91 at Iowa, W 85-76 (ot)
1991-92 at Wisconsin, L 58-74
1991-92 at Iowa, W 63-36
1992-93 at Iowa, W 65-39
1993-94 at Wisconsin, W 74-67
1994-95 at Wisconsin, L 62-72
1994-95 at Iowa, L 55-62
1995-96 at Iowa, W 68-48
1995-96 at Wisconsin, W 67-63
1996-97 at Iowa, L 63-69
1996-97 at Wisconsin, L 56-59
1997-98 at Wisconsin, W 66-63
1997-98 at Iowa, W 87-76
1998-99 at Wisconsin, L 72-79
1999-00 at Iowa, W 66-62
2000-01 at Wisconsin, L 91-94
2000-01 at Iowa, W 74-68
2001-02 at Iowa, L 61-68
2001-02 at Wisconsin, W 76-64
2002-03 at Iowa, W 77-60
2002-03 at Wisconsin, W 76-59
2003-04 at Iowa, W 66-46
2003-04 at Wisconsin, W 87-82 (ot)
2004-05 at Iowa, L 78-88
2005-06 at Wisconsin, W 68-59
2006-07 at Wisconsin, L 73-84
2006-07 at Iowa, W 103-93
2007-08 at Iowa, W 78-74 (ot)
2007-08 at Wisconsin, W 87-78
2008-09 at Wisconsin, W 73-63
2008-09 at Iowa, W 72-65

CARVER-HAWKEYE RESULTS

Alabama	0-1
Auburn	1-1
Boston University	2-0
Bradley	3-0
Butler	2-0
CS-Northridge	1-0
Charlotte	2-0
Colorado	1-0
Connecticut	1-1
Creighton	4-3
Dartmouth	1-0
Denver	1-0
DePaul	2-0
Detroit	1-0
Drake	8-4
Florida International	1-0
Georgia	1-1
Georgia Tech	0-2
Howard	1-0
Houston	0-1
Illinois	21-3
Illinois State	2-0
Indiana	22-2
Indiana State	1-0
Iowa State	8-4
IUPUI	1-0
James Madison	1-0
Kansas	0-1
Kansas State	0-1
Kent State	1-0
LSU	2-0
Louisiana Tech	2-1
Marquette	3-0
Massachusetts	1-0
Memphis	1-0
Miami (Ohio)	1-0
Michigan	21-4
Michigan State	14-8
Minnesota	19-5
Missouri	4-0
Mount St. Mary's	1-0
Nebraska	3-0
Nevada	1-0
New Orleans	1-0
Northern Illinois	2-0
Northern Iowa	4-1
Northwestern	20-3
Notre Dame	0-1
Ohio	1-0
Ohio State	16-8
Oregon State	1-0
Penn State	10-5
Princeton	1-0
Providence	1-0
Purdue	14-10
Quinnipiac	1-0
Rutgers	0-1
Saint Louis	1-0
Samford	1-0
Southern Illinois	1-0
SMS	2-1
Stephen F. Austin	2-0
Syracuse	1-0
Tennessee	1-1
Tennessee Tech	1-0
Tex.-Pan American	1-0
Texas State	1-0
UCLA	1-0
USC	1-0
UC-Santa Barbara	1-0
Utah	0-1
Vanderbilt	1-1
Vermont	1-0
Wake Forest	1-0
Washington	1-1
Weber State	1-0
Western Illinois	3-0
W. Kentucky	2-1
West Virginia	1-0
Wisconsin	19-5
Wis.-Green Bay	1-0
Wis.-Milwaukee	1-0

CARVER-HAWKEYE ARENA

INDIVIDUAL RECORDS

Field Goals Made
17 (17-27) Amy Herrig (IA) vs. Northwestern, 2-14-99

Field Goals Att.
30 (13-30), Tyra Grant (PSU) vs. Iowa, 2-1-09

Field Goal Pct. (Min. of 8 attempts)
1.000 (9-9), Jamie Cavey (IA) vs. Marquette, 3-23-03
1.000 (8-8), Andrea Harmon (IA) vs. Northwestern, 1-16-94

Free Throws Made
23 (23-27), Shaunda Greene (WA) vs. Northern Illinois, 11-30-91

Free Throws Att.
27 (23-27), Shaunda Greene (WA) vs. Northern Illinois, 11-30-91

Free Throw Pct. (Min. of 10 attempts)
1.000 (13-13), Jolene Anderson (WISC) vs. Iowa, 1-13-08
1.000 (12-12), Lindsey Meder (IA) vs. Indiana, 2-4-01
1.000 (11-11), Cara Consuegra (IA) vs. Michigan State, 1-20-00
1.000 (10-10), Kachine Alexander vs. Penn State, 2-1-09

3-Pointers Made
10, Maxaan Reese (MSU) vs. Iowa, 1-29-99

3-Pointers Att.
16, Maxaan Reese (MSU) vs. Iowa, 1-29-99

3-Point Pct. (Min. of 5 attempts)
1.000 (5-5), Jennifer Lingor (SMS) vs. Iowa, 11-27-01
1.000 (5-5), Stacy Frese (IA) vs. Minnesota, 1-28-96

Rebounds
26, by Jerica Watson (IA), vs. Creighton, 12-15-01

Points
42, by Amy Herrig (IA), vs. Northwestern, 2-14-99
42 by Jolene Anderson (WISC) vs. Iowa, in overtime, 1-13-08

Assists
12, Cara Consuegra (IA) vs. Purdue, 2-8-01
12, LaTonya Tate (IA) vs. Purdue, 1-13-91

Steals
9, Lynn Kennedy (IA) vs. Indiana, 1-29-84
9, Laurie Aaron (IA) vs. UNC Charlotte, 12-12-92

Blocks
7, by Jerica Watson (IA) vs. Kent State, 12-8-01

Minutes
54, by Brianne O'Rourke (PSU) vs. Iowa, 2-1-09

TEAM RECORDS

Field Goals Made
44 (44-79) PENN STATE vs. Howard, 11-26-89

Field Goals Att.
93 (33-93) NO. ILLINOIS vs. Washington, 11-30-91

Field Goal Pct.
.642 (34-53) IOWA vs. Ohio State, 2-28-86

Free Throws Made
51 (51-69) WASHINGTON vs. Northern Ill., 11-30-91

Free Throws Att.
69 (51-69) WASHINGTON vs. Northern Ill., 11-30-91

Free Throw Pct.
1.000 (7-7) NORTHWESTERN vs. Iowa, 3-7-87

3-Pointers Made
14 (14-25) NORTHERN IOWA vs. Iowa, 12-19-06

3-Pointers Att.
34 (11-34) IOWA vs. Penn State, 2-1-09

3-Point Pct. (Min. of 8 att.)
.875 (7-8) IOWA vs. Penn State, 2-18-07

Points
107 PENN STATE vs. Howard, 11-26-89

Rebounds
70 WASHINGTON vs. Northern Illinois, 11-30-91

SINGLE-SEASON
INDIVIDUAL RECORDS

Points

Game	46, Crystal Smith at Louisiana Tech, 11-22-05
CHA (game)	42, Amy Herrig vs. Northwestern, 2-14-99
	41, Maxann Reese (Michigan St.) vs. Iowa, 1-31-99
Big Ten (game)	42, Amy Herrig vs. Northwestern, 2-14-99
Season	672, Cindy Haugejorde, 1979-80
Career	2,059, Cindy Haugejorde, 1976-80

Rebounds

Game	26, Jerica Watson vs. Creighton, 12-15-01
CHA (game)	26, Jerica Watson vs. Creighton, 12-15-01
Big Ten (game)	25, Amy Herrig vs. Purdue, 1-10-99
Season	306, Amy Herrig, 1998-99
Career	1067, Cindy Haugejorde, 1976-80

Assists

Game	12, Cara Consuegra vs. Purdue, 2-8-01
	12, Laurie Aaron at Northwestern, 2-9-92
	12, LaTonya Tate vs. Purdue, 1-13-91
	12, Michelle Edwards vs. Long Beach State, 12-5-87
CHA (game)	12, Cara Consuegra vs. Purdue, 2-8-01
	12, LaTonya Tate vs. Purdue, 1-13-91
Big Ten (game)	12, Laurie Aaron at Northwestern, 2-9-92
	12, LaTonya Tate vs. Purdue, 1-13-91
	12, Cara Consuegra vs. Purdue, 2-8-01
Season	191, Cara Consuegra, 2000-01
Career	576, Cara Consuegra, 1997-2001



Blocks

Game	7, Jerica Watson vs. Kent State, 12-8-01
	7, Tangela Smith at Michigan State, 1-15-95
CHA (game)	7, Jerica Watson vs. Kent State, 12-8-01
Big Ten (game)	7, Tangela Smith at Michigan State, 1-15-95
Season	73, Tangela Smith, 1994-95
Career	235, Tangela Smith, 1994-98

Steals

Game	9, Lisa Anderson vs. Bradley, 11-19-82
	9, Lynn Kennedy vs. Indiana, 1-29-84
	9, Franthea Price vs. Purdue, 2-11-90
	9, Laurie Aaron vs. UNC-Charlotte, 12-12-92
CHA (game)	9, Lynn Kennedy vs. Indiana, 1-29-84
	9, Laurie Aaron vs. UNC-Charlotte, 12-12-92
Big Ten (game)	9, Lynn Kennedy vs. Indiana, 1-29-84
	9, Franthea Price vs. Purdue, 2-11-90
Season	122, Laurie Aaron, 1992-93
Career	321, Franthea Price, 1986-90

Field Goals Made

Game	17 (17-27), Amy Herrig vs. Northwestern, 2-14-99
	17 (17-26), Tangela Smith vs. Richmond, 12-7-97
CHA (game)	17 (17-27), Amy Herrig vs. Northwestern, 2-14-99
Big Ten (game)	17 (17-27), Amy Herrig vs. Northwestern, 2-14-99
Season	283 (283-570), Cindy Haugejorde, 1979-80
Career	867 (867-1784), Cindy Haugejorde, 1979-80

Field Goals Attempted

Game	35 (14-35), Cindy Haugejorde vs. Iowa State, 12-2-80
CHA (game)	29 (12-29), Franthea Price vs. Howard, 11-25-89
Big Ten (game)	27 (17-27), Amy Herrig vs. Northwestern, 2-14-99
	27 (16-27), Lisa Becker vs. Northwestern, 3-2-84

	27 (13-27), Franthea Price vs. Northwestern, 2-4-90
Season	570 (283-570), Cindy Haugejorde, 1979-80
Career	1784 (867-1784), Cindy Haugejorde, 1976-80

Field Goal Percentage

Game	1.000 (9-9), Jamie Cavey vs. Marquette, 3-23-03
	1.000 (9-9), Crystal Smith vs. Rider, 11-26-05
CHA (game)	1.000 (9-9), Jamie Cavey vs. Marquette, 3-23-03
Big Ten (game)	1.000 (8-8), Andrea Harmon vs. N'western, 1-16-94
Season	.584 (184-315), Lisa Becker, 1983-84
Career	.571 (497-871), Jamie Cavey, 2001-05

Free Throws Made

Game	15 (15-16), Amy Herrig vs. Nebraska, 12-8-96
	15 (15-19), Crystal Smith at Louisiana Tech, 11-22-05
CHA (game)	**14 (14-18), Kachine Alexander vs. Ohio State, 2-12-09**
Big Ten (game)	**14 (14-18), Kachine Alexander vs. Ohio State, 2-12-09**
Season	145 (145-165), Kristi Faulkner, 2002-03
Career	422 (422-559), Jennie Lillis, 2000-04

Free Throws Attempted

Game	19 (15-19), Crystal Smith at Louisiana Tech, 11-22-05
CHA (game)	**18 (14-18), Kachine Alexander vs. Ohio State, 2-12-09**
Big Ten (game)	**18 (14-18), Kachine Alexander vs. Ohio State, 2-12-09**
Season	**176 (131-176), Kachine Alexander, 2008-09**
Career	559 (422-559), Jennie Lillis, 2000-04

3-Pointers Made

Game	7, Lindsey Meder vs. Wisconsin, 12-31-00
CHA (game)	6, Wendy Ausdemore vs. Wisconsin, 2-25-07
Big Ten (game)	7, Lindsey Meder vs. Wisconsin, 12-31-00
Season	84, Lindsey Meder, 2001-02
Career	261, Lindsey Meder, 1998-2002

3-Pointers Attempted

Game	14, (3-14), Wendy Ausdemore vs. Penn State, 2-1-09
	14, (4-14), Lindsey Meder vs. Ohio State, 1-3-02
	14 (5-14), Lindsey Meder at Colorado, 12-2-01
	14, (5-14), Crystal Smith at Louisiana Tech, 11-22-05
CHA (game)	13 (5-13), Arneda Yarbrough vs. Alabama, 3-20-94
Big Ten (game)	14 (5-14), Lindsey Meder at Colorado, 12-2-01
Season	194, Lindsey Meder, 2001-02
Career	644, Lindsey Meder, 1998-2002

3-Point Field Goal Percentage

Game	.750 (6-8), Wendy Ausdemore vs. Wisconsin, 2-25-07
Season	.495 (45-91), Kristi Smith, 2006-07
Career	.407 (185-454), Kristi Smith, 2005-09

Free Throw Percentage (min. 10 att.)

Game	1.000 (12-12), Lindsey Meder vs. Indiana, 2-4-01
	1.000 (11-11), Tia Jackson vs. SW Missouri St., 12-5-93
	1.000 (11-11), Cara Consuegra vs. Michigan St., 1-20-00
	1.000 (11-11), Crystal Smith vs. Illinois, 1-1-06
CHA (game)	1.000 (12-12), Lindsey Meder vs. Indiana, 2-4-01
	1.000 (11-11), Cara Consuegra vs. Michigan St., 1-20-00
	1.000 (11-11), Tia Jackson vs. SW Missouri St., 12-5-93
	1.000 (10-10), Kachine Alexander vs. Penn State, 2-1-09
Big Ten (game)	1.000 (12-12), Lindsey Meder vs. Indiana, 2-4-01
	1.000 (11-11), Cara Consuegra vs. Michigan St., 1-20-00
	1.000 (11-11), Crystal Smith vs. Illinois, 1-1-06
	1.000 (10-10), Kachine Alexander vs. Penn State, 2-1-09
Season	.894 (101-113), Lindsey Meder, 2000-01
Career	.892 (174-195), Wendy Ausdemore, 2005-09

Points in a Half

First Half	28, Crystal Smith at Louisiana Tech, 11/22/05

Bold denotes current student-athlete



CAREER LEADERS

SCORING

Rank	Pts.	Player	Years
1.	2059	Cindy Haugejorde	76-80
2.	1906	Lindsey Meder	98-02
3.	1821	Michelle Edwards	84-88
4.	1762	Jennie Lillis	00-04
5.	1742	Franthea Price	86-90
6.	1606	Toni Foster	89-93
7.	1598	Tangela Smith	94-98
8.	1455	Kristi Smith	05-09
9.	1439	Megan Skouby	05-09
10.	1343	Wendy Ausdemore	05-09
11.	1335	Lisa Becker	83-87
12.	1319	Amy Herrig	95-99
13.	1283	Necole Tunsil	90-94
14.	1265	Jamie Cavey	01-05
15.	1242	Kristi Faulkner	01-04
16.	1230	Lisa Long	83-87
17.	1193	Crystal Smith	02-06
18.	1160	Tia Jackson	90-95
19.	1147	Cara Consuegra	97-01
20.	1137	Jolette Law	86-90
21.	1130	Johanna Solverson	02-05, 08
22.	1129	Lisa Anderson	80-84
23.	1100	Shanda Berry	85-89
24.	1048	Kim Howard	78-82
25.	1046	Robin Anderson	80-85
26.	1024	Tiffany Gooden	94-98
27.	936	Randi Peterson	97-00
28.	904	Sue Beckwith	77-80
29.	902	Steph Schueler	87-91
30.	851	Lynn Kennedy	83-87

TRIPLE-DOUBLES

Player	Statistics	Opponent (Date)
Cara Consuegra	17 points, 10 rebounds, 10 assists	at Indiana (2-3-00)
Kachine Alexander	10 points, 11 rebounds, 12 assists	vs. Northwestern (1-18-09)
Kachine Alexander	26 points, 21 rebounds, 10 assists	vs. Penn State (2-1-09)

STEALS

Rank	Stls.	Player	Years
1.	321	Franthea Price	86-90
2.	248	Laurie Aaron	89-93
3.	235	Michelle Edwards	84-88
4.	222	Steph Schueler	87-91
5.	213	Crystal Smith	02-06
6.	205	Jolette Law	86-90
7.	192	Johanna Solverson	02-05, 07-08
8.	190	Jennie Lillis	00-04
9.	177	Nadine Domond	94-98
	177	Lisa Anderson	80-84
11.	168	Tia Jackson	90-95
12.	167	Toni Foster	89-93
13.	166	Cara Consuegra	97-01
14.	154	Lynn Kennedy	83-87
15.	150	Krista VandeVenter	04-08

REBOUNDING

Rank	Reb.	Player	Years
1.	1067	Cindy Haugejorde	76-80
2.	887	Toni Foster	89-93
3.	859	Tangela Smith	94-98
4.	848	Lisa Long	83-87
5.	827	Jennie Lillis	00-04
6.	792	Krista VandeVenter	04-08
7	789	Amy Herrig	95-99
8.	745	Randi Peterson	97-01
9.	726	Franthea Price	86-90
10.	691	Lisa Becker	83-87
11.	653	Shanda Berry	86-89
12.	614	Lynn Kennedy	83-87
13.	570	Johanna Solverson	02-05, 08

CAREER LEADERS

14.	564	Necole Tunsil	90-94
15.	536	Kim Howard	78-82
16.	518	Megan Skouby	05-09
17.	507	Tia Jackson	90-95
18.	506	Jamie Cavey	01-05
19.	493	Jenee Graham	04-08
20.	490	Wendy Ausdemore	05-09
21.	489	Jerica Watson	98-02
22.	482	Michelle Edwards	84-88

ASSISTS

Rank	Ast.	Player	Years
1.	576	Cara Consuegra	97-01
2.	431	Michelle Edwards	84-88
3.	412	Kristi Smith	05-09
4.	391	Johanna Solverson	02-05
5.	387	Franthea Price	86-90
6.	367	Steph Schueler	87-91
7.	357	Nadine Domond	94-98
8.	353	Jolette Law	86-90
9.	322	Lisa Anderson	80-84
10.	297	Jennie Lillis	00-04
11.	280	Tricia Blair	83-87
12.	279	Laurie Aaron	89-93
	279	Necole Tunsil	90-94
14.	262	Leah Magner	98-02
15.	252	Kristi Faulkner	01-04
16.	245	Wendy Ausdemore	05-09
17.	243	Krista VandeVenter	04-08
18.	242	Lindsey Meder	98-02

3-POINT FIELD GOALS MADE

Rank	3-pters	Player	Years
1.	261	Lindsey Meder	98-02
2.	221	Wendy Ausdemore	05-09
3.	185	Kristi Smith	05-09
4.	156	Leah Magner	98-02
5.	138	Kristi Faulkner	01-04
6.	125	Johanna Solverson	02-05, 08
7.	118	Nadine Domond	94-98
8.	116	Crystal Smith	02-06
9.	108	Jenna Armstrong	01-05
10.	97	Franthea Price	87-90

BLOCKS

Rank	Blks.	Player	Years
1.	235	Tangela Smith	94-98
2.	153	Megan Skouby	05-09
3.	145	Toni Foster	89-93
4.	114	Jennie Lillis	02-03
5.	94	Jamie Cavey	01-05
6.	86	Cathy Marx	90-94
7.	83	Lisa Becker	83-87
8.	82	Jerica Watson	98-02
9.	78	Lisa Long	83-87
10	66	Amy Herrig	95-99
11.	56	Randi Peterson	97-01

***Current players in BOLD**

SINGLE-SEASON
SCORING LEADERS

600 - POINT CLUB

Rank	Pts.	Player	Year
1.	693	Cindy Haugejorde	79-80
2.	621	Michelle Edwards	87-88
3.	614	Franthea Price	89-90

500 - POINT CLUB

4.	577	Tangela Smith	97-98
5.	564	Michelle Edwards	86-87
6.	556	Crystal Smith	04-05
7.	543	Jamie Cavey	04-05
8.	539	Kristi Faulkner	02-03
	539	Cindy Haugejorde	78-79
10.	537	Jennie Lillis	02-03
11.	523	Lindsey Meder	00-01
12.	516	Lindsey Meder	99-00
13.	504	Amy Herrig	98-99

400 - POINT CLUB

14.	499	Crystal Smith	05-06
15.	497	Shanda Berry	88-89
16.	491	Lindsey Meder	01-02
17.	487	Jamie Cavey	03-04
	487	Toni Foster	92-93
19.	484	Cindy Haugejorde	77-78
20.	481	Tiffany Gooden	95-96
21.	477	Necole Tunsil	93-94
22.	475	Toni Foster	90-91
23.	469	Kristi Faulkner	03-04
24.	463	Jennie Lillis	03-04
25.	459	Franthea Price	88-89
26.	450	Lisa Long	86-87
27.	449	Shanda Berry	87-88
28.	448	Toni Foster	91-92
29.	445	Jolette Law	88-89
30.	429	Jennie Lillis	01-02
31.	425	Kristi Smith	07-08
32.	424	Jolette Law	89-90
33.	423	Franthea Price	87-88
34.	422	Kristi Smith	08-09
	422	Tangela Smith	95-96
36.	418	Tia Jackson	92-93
37.	416	Lisa Becker	83-84
38.	414	Megan Skouby	05-06
39.	410	Randi Peterson	00-01
40.	409	Robin Christian	88-89
41.	402	Kristi Smith	06-07

300 - POINT CLUB

42.	395	Wendy Ausdemore	08-09
43.	394	Cara Consuegra	99-00
44.	388	Megan Skouby	08-09
45.	381	Wendy Ausdemore	06-07
46.	376	Lindsey Meder	98-99
47.	371	Jerica Watson	01-02
	371	Wendy Ausdemore	07-08
49.	368	Kim Howard	80-81
	368	Lisa Long	84-85
	368	Michelle Edwards	85-86
52.	364	Cindy Haugejorde	76-77
53.	360	Laurie Aaron	92-93
54.	359	Johanna Solverson	04-05
	359	Nadine Domond	95-96
56.	357	Tia Jackson	94-95
57.	352	Lynn Kennedy	85-86
58.	350	Robin Anderson	82-83
59.	349	Tiffany Gooden	94-95
60.	348	Tangela Smith	96-97
61.	347	Cara Consuegra	00-01
62.	344	Laurie Aaron	91-92
63.	343	Megan Skouby	06-07
64.	342	Cathy Marx	93-94
65.	339	Amy Herrig	97-98
	339	Donna Freitag	82-83
	339	Stephanie Schueler	90-91
	339	Necole Tunsil	92-93
69.	338	Lisa Becker	84-85
70.	333	Jennie Lillis	00-01
71.	330	Lisa Anderson	81-82
	330	Nadine Domond	97-98
73.	328	Johanna Solverson	07-08
74.	327	Melinda Hippen	81-82
75.	326	Robin Anderson	80-81
76.	321	Stephanie Schueler	89-90
77.	319	Kachine Alexander	08-09
78.	318	Angela Hamblin	96-97
79.	309	Cara Consuegra	98-99
80.	306	Lisa Becker	85-86
81.	301	Sue Beckwith	79-80

200 - POINT CLUB

82.	298	Kim Howard	81-82
83.	294	Megan Skouby	07-08
	294	Lisa Anderson	82-83
85.	289	Nadine Domond	96-97
86.	288	Amy Herrig	96-97
87.	285	Johanna Solverson	02-03
88.	275	Lisa Becker	86-87
89.	274	Lisa Anderson	80-81
90.	268	Michelle Edwards	84-85
91.	263	Lisa Long	85-86
92.	262	Robin Anderson	84-85
93.	259	Jolette Law	87-88
94.	258	Krista VandeVenter	05-06
95.	257	Sue Beckwith	78-79
96.	256	Angela Hamblin	97-98
97.	255	Leah Magner	00-01
98.	251	Mary Berdo	00-01
	251	Tangela Smith	94-95
	251	Necole Tunsil	90-91
101.	249	Leah Magner	01-02
102.	246	Franthea Price	86-87
103.	245	Katie Abrahamson	89-90
104.	**243**	**Kamille Wahlin**	**08-09**
105.	242	Krista VandeVenter	04-05
106.	239	Randi Peterson	98-99
	239	Tricia Blair	86-87
108.	234	Kristi Faulkner	01-02
109.	233	Angie Lee	81-82
110.	231	Melinda Hippen	80-81
	231	Lynn Kennedy	84-85
112.	230	Tiffany Gooden	96-97
113.	229	LaTonya Tate	90-91
114.	225	Lynn Kennedy	83-84
115.	224	Trisha Waugh	90-91
	224	Robin Christian	87-88
117.	222	Lynn Oberbillig	77-78
	222	Lisa Anderson	83-84
	222	Virgie Dillingham	93-94
120.	220	Jolynn Schneider	87-88
121.	218	Jane Heilskov	79-80
122.	216	Necole Tunsil	91-92
123.	214	April Calhoun	02-03
124.	209	Tia Jackson	91-92
125.	207	Tiffany Reedy	05-06
	207	Jenna Armstrong	04-05
127.	206	Kristi Smith	05-06
	206	Cyndi Gaude	78-79
	206	Angela Hamblin	95-96
	206	Stacy Schlapkohl	07-08
131.	**204**	**JoAnn Hamlin**	**08-09**
132.	202	Kim Howard	79-80
	202	LaTonya Tate	91-92

INCIDENTAL STATS AND OVERTIME RESULTS

WINNING MARGIN
(MORE THAN 35 POINTS)

Margin	(Score)	Opponent, Year
68	(91-23)	Cornell, 1974-75
58	(97-39)	Bucknell, 1992-93
55	(89-34)	Boise State, 1996-97
53	(79-26)	Marshalltown, 1976-77
52	(96-44)	Northern Illinois, 1977-78
51	(87-36)	Illinois, 1987-88
49	(100-51)	Minnesota, 1987-88
48	(86-38)	Texas-Pan American, 2001-02
48	(98-50)	Wisconsin, 1987-88
47	(88-41)	Rider, 2005-06
46	(87-41)	Wright State, 1991-92
46	(90-44)	Drake, 1992-93
45	(99-54)	Western Illinois, 2000-01
45	(90-45)	Oregon State, 1988-89
45	(106-61)	Northern Iowa, 1978-79
45	(97-52)	Ohio University, 1991-92
44	(87-43)	Northern Illinois, 2007-08
44	(93-49)	Iowa State, 1987-88
43	(86-43)	Creighton, 2001-02
43	(92-49)	Bradley, 1999-00
43	(94-51)	Minnesota, 1995-96
43	(83-40)	Wyoming, 1988-89
43	(97-54)	Minnesota, 1988-89
43	(84-41)	Minnesota, 1987-88
42	(87-45)	Texas State, 2008-09
41	(88-47)	St. Ambrose, 1976-77
41	(81-40)	Minnesota, 1986-87
40	(82-42)	UW-Milwaukee, 2005-06
40	(92-52)	Northwestern, 2000-01
40	(82-42)	Michigan, 1988-89
40	(89-49)	Michigan State, 1988-89
40	(81-41)	Iowa State, 1984-85
38	(81-43)	Northwestern, 1987-88
38	(78-40)	Upper Iowa, 1976-77
38	(78-40)	Purdue, 1983-84
37	(71-34)	Michigan, 1992-93
36	(91-55)	Minnesota, 1997-98
36	(74-38)	Drake, 1987-88
36	(78-42)	Minnesota, 1996-97
36	(81-45)	Michigan, 1991-92
36	(68-32)	Wisconsin, 1985-86
36	(68-32)	Clarke College, 1975-76
35	(89-54)	Michigan, 1987-88
35	(90-55)	Northern Iowa, 1978-79
35	(78-43)	Connecticut, 1983-84

LOSING MARGIN
(30 OR MORE POINTS)

Margin	(Score)	Opponent, Year
59	(112-53)	Grandview, 1975-76
58	(91-33)	William Penn, 1974-75
57	(96-39)	William Penn, 1975-76
51	(73-22)	William Penn, 1974-75
49	(94-45)	Luther, 1975-76
47	(90-43)	Minnesota, 1981-82
45	(74-29)	William Penn, 1974-75
43	(60-103)	Kansas State, 2002-03
42	(90-48)	Illinois State, 1975-76
40	(87-47)	Penn State, 1984-85
38	(86-48)	Connecticut, 2001-02
36	(85-49)	Ohio State, 2006-07
36	(91-55)	Auburn, 1999-00
36	(79-43)	Western Kentucky, 1994-95
36	(68-32)	Iowa Wesleyan, 1974-75
35	(96-61)	Drake, 1981-82
34	(52-86)	Penn State, 2002-03
33	(96-63)	Drake, 1978-79
33	(76-43)	California, 2008-09
31	(76-45)	William Penn, 1976-77
31	(81-50)	Minnesota, 2004-05
30	(101-71)	Drake, 1978-79
30	(95-65)	Vanderbilt ,1991-92

IOWA'S 100-POINT GAMES

106	Northern Iowa (61), 1978-79
106	North Carolina (81), 1989-90
103	Wisconsin (93), 2006-07
101	Simpson (75), 1978-79
100	Minnesota (51), 1987-88

OPPONENT'S 100-POINT GAMES

112	Grandview (53), 1975-76
103	Kansas State (60), 2002-03
103	Brigham Young (79), 1979-80
101	Iowa State (94) - 2ot, 2003-04
101	Southwest Missouri State (87), 2000-01
101	Drake (71), 1978-79

IOWA SINGLE-GAME HIGHS - (90 OR MORE POINTS)

106	Northern Iowa (61), 1978-79
106	North Carolina (81), 1989-90
103	Wisconsin (93), 2006-07
101	Simpson (75), 1978-79
100	Minnesota (51), 1987-88
99	Western Illinois (54), 2000-01
98	Northern Iowa (68), 2002-03
98	Wisconsin (50), 1987-88
97	Penn State (89), 2008-09 -- 3OT
97	Bucknell (39), 1992-93
97	Minnesota (54), 1988-89
97	DePaul (87), 1980-81
97	Ohio University (52), 1991-92
96	Penn State (81), 2001-02
96	Purdue (87), 2000-01
96	Grandview (66), 1979-80
96	Northern Illinois (44), 1977-78
95	Northwestern (61), 2000-01
94	Iowa State (101) - 2ot, 2003-04
94	Minnesota (51), 1995-96
93	Quinnipiac (73), 2006-07
93	Florida International (86), 2003-04
93	Saint Louis (64), 2002-03
93	Iowa State (56), 1987-88
92	Drake (72), 2005-06
92	Northwestern (52), 2000-01
92	Colorado (66), 2000-01
92	Bradley (49), 1999-00
92	Northern Illinois (59),1992-93
91	Louisiana Tech (95) - 2ot, 2005-06
91	Creighton (82), 2004-05
91	Illinois (73), 2003-04
91	Wisconsin (94), 2000-01
91	Minnesota (55), 1997-98
91	Minnesota (82), 1978-79
91	Wisconsin-Platteville (57), 1975-76
91	Cornell (23), 1974-75
90	Gonzaga (72), 2001-02
90	Purdue (75), 2001-02
90	Drake (44), 1992-93
90	Oregon State (45), 1988-89
90	Illinois (63), 1987-88
90	Northern Iowa (55), 1978-79
90	Howard (57), 1989-90
90	Northwestern (72), 1991-92

OVERTIME RESULTS
ONE OVERTIME GAMES (16-19)

Iowa State 74, Iowa 71	12/3/78
NW Missouri 73, Iowa 71	2/28/81
Iowa 74, Northern Iowa 68	1/27/82
Iowa 86, Iowa State 75	12/5/83
Iowa 69, Northwestern 66	2/23/86
Penn State 78, Iowa 74	12/29/86
Iowa 70, Indiana 63	2/24/89
Iowa 79, Purdue 67	2/11/90
Purdue 84, Iowa 75	1/13/91
Iowa 85, Wisconsin 76	3/9/91
SMS 61, Iowa 60	3/22/92
Ohio State 73, Iowa 72	4/3/93
Stephen F. Austin 79, Iowa 70	12/3/94
Iowa 65, Kansas 58	12/3/95
Iowa 66, Drake 63	11/16/97
Purdue 75, Iowa 66	1/11/98
Michigan 69, Iowa 65	1/25/98
Purdue 71, Iowa 69	1/10/99
Iowa 89, Oregon 82	3/17/01
Drake 75, Iowa 72	11/25/01
Indiana 78, Iowa 76	3/1/02
Iowa 84, IUPUI 75	11/23/02
NC State 69, Iowa 66	11/29/02
Creighton 84, Iowa 72	12/28/03
Iowa 87, Wisconsin 82	2/12/04
Iowa 91, Creighton 82	12/10/04
Iowa 77, Purdue 71	2/2/06
Minnesota 80, Iowa 78	1/25/07
Iowa 68, Minnesota 66	1/3/08
Iowa 78, Wisconsin 74	1/13/08
South Florida 82, Iowa 79	11/28/08

DOUBLE OVERTIME GAMES (0-3)

Michigan State 71, Iowa 70	1/15/95
Iowa State 101, Iowa 94	12/3/03
Louisiana Tech 95, Iowa 91	11/22/05

TRIPLE OVERTIME GAMES (1-0)

Iowa 97, Penn State 89	2/1/09



SINGLE-SEASON
TEAM RECORDS

Field Goals Made
Game 44 (44-72) vs. Simpson, 11-15-78
CHA (Game) 43 (43-86) vs. Minnesota, 2-12-88
Big Ten (Game) 43 (43-86) vs. Minnesota, 2-12-88
Season 997 (997-2009), 1987-88

Field Goals Attempted
Game 97 (33-97) vs. Iowa Wesleyan, 12-6-77
CHA (Game) 86 (43-86) vs. Minnesota, 2-12-88
Big Ten (Game) 86 (43-86) vs. Minnesota, 2-12-88
Season 2056 (664-2056), 1975-76

Field Goal Percentage
Game .667 (28-42) vs. Northwestern, 1-4-87
CHA (Game) .642 (34-53) vs. Ohio State, 2-28-86
Big Ten (Game) .667 (28-42) vs. Northwestern, 1-4-87
Season .501 (897-1792), 1987-88

Free Throws Made
Game 33 (33-43) vs. Indiana State, 11-15-06
CHA (Game) 33 (33-43) vs. Indiana State, 11-15-06
Big Ten (Game) 31 (31-38) vs. Wisconsin, 2-25-07
Season 512 (512-689), 2002-03

Free Throws Attempted
Game 49 (22-49) vs. Northern Illinois, 1-15-80
CHA (Game) 43 (33-43) vs. Indiana State, 11-15-06
Big Ten (Game) 38 (31-38) vs. Wisconsin, 2-25-07
Season 689 (512-689), 2002-03

Free Throw Percentage
Game 1.000 (13-13) vs Purdue, 3-1-98
CHA (Game) .933 (14-15) vs. Illinois, 2-15-07
.933 (14-15) vs. Illinois, 12-28-98
Big Ten (Game) .933 (14-1) vs. Illinois, 2-15-07
.933 (14-15) vs. Illinois, 12-28-98
Season .788 (461-585), 2006-07

3-Pointers Made
Game 12 (12-32) vs. Gonzaga, 11-21-02
CHA (Game) 11 (11-18) vs. Purdue, 2-8-01
11 (11-34) vs. Penn State, 2-1-09
Big Ten (Game) 11 (11-18) vs. Purdue, 2-8-01
11 (11-34) vs. Penn State, 2-1-09
Season 199 (199-554), 2001-02

3-Pointers Attempted
Game 34 (11-34) vs. Penn State, 2-1-09
CHA (Game) 34 (11-34) vs. Penn State, 2-1-09
Big Ten (Game) 34 (11-34) vs. Penn State, 2-1-09
Season 554 (199-554), 2001-02

Consecutive 3-Pointers Made
Game 7 vs. Minnesota, 2-17-08

Rebounds
Game 69 vs. Northern Iowa, 11-26-02
CHA (Game) 69 vs. Northern Iowa, 11-26-02
Big Ten (Game) 61 vs. Wisconsin, 1-8-93
Season 1298, 1995-96

Assists
Game 31 vs. Colorado, 12-10-00
CHA (Game) 31 vs. Colorado, 12-10-00
Big Ten (Game) 27, multiple times
Season 468, 2002-03

Blocks
Game 12 at Drake, 12-20-09
12 vs. UC Santa Barbara, 11-25-95
CHA (Game) 12 vs. UC Santa Barbara, 11-25-95
Big Ten (Game) 10, multiple times

Points
Game 106 vs. Northern Iowa, 11-27-78
106 vs. North Carolina, 12-30-90
CHA (Game) 103 vs. Wisconsin, 2-25-07
Big Ten (Game) 103 vs. Wisconsin, 2-25-07
Season 2409, 1988-89

Field Goal Percentage in a Half
Game .739 (17-23) at Wisconsin, 3-2-08

Most First Half Points
Game 63 vs. Ohio University, 11-30-91
CHA (Game) 63 vs. Ohio University, 11-30-91
Big Ten (Game) 55 vs. Minnesota, 1-21-89
55 vs. Wisconsin, 3-12-88

Most First Half Points Allowed
Game 63 at Minnesota, 1-12-03
CHA (Game) 46 vs. Ohio State, 1-6-08
Big Ten (Game) 49 vs. Wisconsin, 2-13-98

Fewest First Half Points
Game 13 at UW-Green Bay, 12-7-06
13 at Iowa State, 12-5-07
CHA (Game) 18 vs. Wisconsin, 2-24-84
Big Ten (Game) 18 vs. Wisconsin, 2-24-84
18 vs. Purdue, 3-3-96

Fewest First Half Points Allowed
Game 11 vs. West Virginia, 12-11-92
11 vs. Illinois, 3-1-92
CHA (Game) 11 vs. West Virginia, 12-11-92
Big Ten (Game) 11 vs. Illinois, 3-1-92

Most Second Half Points
Game 65 at Wisconsin, 12-31-00
CHA (Game) 56 vs. Wisconsin, 2-25-07
Big Ten (Game) 65 at Wisconsin, 12-31-00

Most Second Half Points Allowed
Game 58 vs. Stanford, 3-23-89
CHA (Game) 57 vs. Ohio State, 2-5-04
Big Ten (Game) 54 at Wisconsin, 12-31-00
54 vs. Wisconsin, 2-25-07

Fewest Second Half Points
Game 16 at Connecticut, 3-18-02
CHA (Game) 18 vs. Ohio State, 2-3-85
Big Ten (Game) 17 at Ohio State, 2-4-07
17 vs. Purdue, 2-11-96

Fewest Second Half Points Allowed
Game 10 vs. James Madison, 11-26-94
CHA (Game) 10 vs. James Madison, 11-26-94
Big Ten (Game) 13 vs. Wisconsin, 1-26-86

Fewest Points Allowed
Game 23 vs. Cornell, 1-31-75
CHA (Game) 30 vs. James Madison, 11-26-94
Big Ten (Game) 32 vs. Wisconsin, 1-26-86

Winning Streaks
All Games 22, 1987-88
Big Ten Games 23, 1987-88
Home Games 46, 1986-90
Big Ten Home Games 41, 1985-90
Away Games 12, 1987-88
Big Ten Away Games 8, 1989-90
8, 1995-96

Losing Streaks
All Games 7, 1975-76, 1982-83, 1998-99
Big Ten Games 8, 1982-83
Home Games 4, 1975-76 and 1981-82
Big Ten Home Games 4, 1981-82
Away Games 10, 1982-83
Big Ten Away Games 9, 1982-83

FRESHMAN RECORDS

Scoring

1. Lisa Becker (1983-84) 416
2. Megan Skouby (2005-06) 414
3. Lindsey Meder (1998-99) 376
4. Cindy Haugejorde (1976-77) 364
5. Tiffany Gooden (1994-95) 349
6. Jennie Lillis (2000-01) 333
7. Robin Anderson (1980-81) 326
8. Johanna Solverson (2002-03) 285
9. Lisa Anderson (1980-81) 274
10. Michelle Edwards (1984-85) 268

Blocks

1. Tangela Smith (1994-95) 73
2. Megan Skouby (2005-06) 47
3. Jennie Lillis (2000-01) 22
4. Toni Foster (1989-90) 18
5. Johanna Solverson (2002-03) 17

3-Pointers Made

1. Lindsey Meder (1998-99) 49
2. Johanna Solverson (2002-03) 30
3. **Kamille Wahlin (2008-09) 28**
4. Leah Magner (1998-99) 26
5. **Hannah Draxten (2008-09) 23**

Rebounding

1. Krista VandeVenter (2004-05) 252
2. Cindy Haugejorde (1976-77) 237
3. Jennie Lillis (2000-01) 173
4. Lynn Kennedy (1983-84) 152
5. Toni Foster (1989-90) 143

Assists

1. Cara Consuegra (1997-98) 94
2. Kamille Wahlin (2008-09) 87
3. Kristi Smith (2005-06) 82
4. Necole Tunsil (1990-91) 78
5. Jennie Lillis (2000-01) 76

Steals

1. Johanna Solverson (2002-03) 57
2. Lynn Kennedy (1983-84) 39
3. Krista VandeVenter (2004-05) 36
4. Jennie Lillis (2000-01) 34
5. Necole Tunsil (1990-91) 33

Bold denotes current student-athlete



SOPHOMORE RECORDS

Scoring

1.	Kristi Faulkner (2002-03)	539
2.	Lindsey Meder (1999-00)	516
3.	Cindy Haugejorde (1977-78)	484
4.	Tiffany Gooden (1995-96)	481
5.	Toni Foster (1990-91)	475
6.	Jennie Lillis (2001-02)	429
7.	Franthea Price (1987-88)	423
8.	Tangela Smith (1995-96)	422
9.	Kristi Smith (2006-07)	402
10.	Wendy Ausdemore (2006-07)	381
11.	Michelle Edwards (1985-86)	368
	Lisa Long (1984-85)	368

Blocks

1.	Tangela Smith (1996-97)	69
2.	Toni Foster (1990-91)	40
3.	Megan Skouby (2006-07)	37
4.	JoAnn Hamlin (2007-08)	23
5.	Jennie Lillis (2001-02)	22

Rebounds

1.	Cindy Haugejorde (1977-78)	300
2.	Kachine Alexander (2008-09)	282
3.	Lisa Long (1984-85)	267
4.	Toni Foster (1990-91)	247
5.	Krista VandeVenter (2005-06)	237

3-Pointers Made

1.	Wendy Ausdemore (2006-07)	62
2.	Lindsey Meder (1999-00)	60
3.	Kristi Smith (2006-07)	45
4.	Lindsey Nyenhuis (2006-07)	39
5.	Nadine Domond (1995-96)	34

Assists

1.	Cara Consuegra (1998-99)	153
	April Calhoun (2002-03)	153
3.	Kachine Alexander (2008-09)	121
	Kristi Smith (2006-07)	121
5.	Steph Schueler (1988-89)	105

Steals

1.	Krista VandeVenter (2005-06)	61
2.	Toni Foster (1990-91)	56
3.	Karen Clayton (1993-94)	55
4.	Nadine Domond (1995-96)	49
	Crystal Smith (2003-04)	49
	Kristi Smith (2006-07)	49

Bold denotes current student-athlete

JUNIOR RECORDS

Scoring

1. Michelle Edwards (1986-87) 564
2. Crystal Smith (2004-05) 556
3. Kristi Faulkner (2002-03) 539
   Cindy Haugejorde (1978-79) 539
5. Jennie Lillis (2002-03) 537
6. Lindsey Meder (2000-01) 523
7. Jamie Cavey (2003-04) 487
8. Tiffany Gooden (1996-97) 481
9. Franthea Price (1988-89) 459
10. Shanda Berry (1978-88) 449

Blocks

1. Toni Foster (1991-92) 47
2. Jennie Lillis (2002-03) 40
3. Tangela Smith (1996-97) 39
4. Lisa Becker (1985-86) 28
5. Megan Skouby (2007-08) 23

Rebounds

1. Shanda Berry (1987-88) 263
2. Toni Foster (1991-92) 243
3. Lisa Long (1985-86) 240
4. Jennie Lillis (2002-03) 239
5. Cindy Haugejorde (1978-79) 235

3-Pointers Made

1. Wendy Ausdemore (2007-08) 78
2. Lindsey Meder (2000-01) 68
3. Kristi Smith (2007-08) 53
4. Kristi Faulkner (2002-03) 52
5. Crystal Smith (2004-05) 49

Assists

1. Cara Consuegra (1999-00) 138
2. Johanna Solverson (2004-05) 136
3. Nadine Domond (1996-97) 135
4. Jolette Law (1988-89) 132
5. Laurie Aaron (1991-92) 123
   Michelle Edwards (1986-87) 123

Steals

1. Laurie Aaron (1991-92) 101
2. Franthea Price (1988-89) 95
3. Shanda Berry (1988-89) 89
4. Crystal Smith (2004-05) 80
5. Michelle Edwards (1986-87) 70
   Johanna Solverson (2004-05) 70

Bold denotes current student-athlete



SENIOR RECORDS

Scoring

1.	Cindy Haugejorde (1979-80)	672
2.	Michelle Edwards (1987-88)	621
3.	Franthea Price (1989-90)	614
4.	Tangela Smith (1997-98)	577
5.	Jamie Cavey (2004-05)	543
6.	Amy Herrig (1998-99)	504
7.	Crystal Smith (2005-06)	499
8.	Shanda Berry (1988-89)	497
9.	Lindsey Meder (2001-02)	491
10.	Toni Foster (1992-93)	487

Blocks

1.	Jerica Watson (2001-02)	59
2.	Jamie Cavey (2004-05)	58
3.	Tangela Smith (1997-98)	54
4.	Megan Skouby (2008-09)	46
5.	Toni Foster (1992-93)	40
	Cathy Marx (1993-94)	40

Rebounds

1.	Amy Herrig (1998-99)	306
2.	Cindy Haugejorde (1979-80)	295
3.	Lisa Long (1986-87)	282
4.	Shanda Berry (1988-89)	276
5.	Randi Peterson (2000-01)	273

3-Pointers Made

1.	Lindsey Meder (2001-02)	84
2.	Kristi Smith (2008-09)	65
3.	Wendy Ausdemore (2008-09)	61
4.	Kristi Faulkner (2003-04)	57
5.	Leah Magner (2001-02)	54

Assists

1.	Cara Consuegra (2000-01)	191
2.	Michelle Edwards (1987-88)	140
3.	Karen Clayton (1995-96)	136
4.	Lisa Anderson (1983-84)	128
5.	Jolette Law (1989-90)	122
	Steph Schueler (1990-91)	122

Steals

1.	Laurie Aaron (1992-93)	122
2.	Michelle Edwards (1987-88)	89
3.	Franthea Price (1989-90)	84
4.	Steph Schueler (1990-91)	76
5.	Jerica Watson (2001-02)	72

Bold denotes current student-athlete

IOWA NCAA TOURNAMENT RECORDS

Individual

Points	32, Tangela Smith vs. UMass, 1998
FG	13, Michelle Edwards vs. S.F. Austin, 1988
FGA	22, Michelle Edwards vs. S.F. Austin, 1988
3pt. FG	5, Arneda Yarbrough vs. Mount St. Mary's, 1994
	5, Arneda Yarbrough vs. Alabama, 1994
3pt. FGA	13, Arneda Yarbrough vs. Mount St. Mary's, 1994
FT	**11, Kachine Alexander vs. Georgia Tech, 2009**
FTA	**14, Kachine Alexander vs. Georgia Tech, 2009**
Rebounds	17, Shanda Berry vs. Southern California, 1988
Assists	11, Jolette Law vs. Southern California, 1988
Blocks	5, Tangela Smith vs. Butler, 1996
Steals	7, Laurie Aaron vs. Old Dominion, 1993

Team

Points	89 vs. Oregon, 2001
FG	34 vs. S.F. Austin, 1988
	34 vs. Tennessee Tech, 1989
FGA	75 vs. Alabama, 1994
FG%	61.8% vs. Tennessee Tech (34-of-55), 1989
3pt. FG	9 vs. Alabama, 1994
	9 vs. Georgia, 2008
3pt. FGA	22, vs. Georgia, 2008
FT	28 vs. Tennessee, 1993
FTA	34 vs. Tennessee, 1993
FT%	88.2% vs. Virginia Tech (15-of-17), 2004
Rebounds	48 vs. Southern California, 1988
Assists	24 vs. Southern California, 1988
Blocks	8 vs. Virginia Tech, 2004
Steals	18 vs. S.F. Austin, 1988


TANGELA SMITH

IOWA BIG TEN TOURNAMENT RECORDS

Individual

Points	28, Tangela Smith vs. Ohio State, 1998
FG	12, Tangela Smith vs. Ohio State, 1998
FGA	21, Lindsey Meder vs. Northwestern, 2000
3pt. FG	5, Leah Magner vs. Illinois, 2001
3pt. FGA	11, Leah Magner vs. Northwestern, 2000
FT	11, Cara Consuegra vs. Purdue, 2001
FTA	14, Cara Consuegra vs. Purdue, 2001
Rebounds	15, Randi Peterson vs. Indiana, 2001
Assists	9, Cara Consuegra vs. Illinois, 2001
Blocks	5, Jamie Cavey vs. Penn State, 2005
Steals	6, Randi Peterson vs. Northwestern, 2000

Team

Points	87 vs. Indiana, 1997
FG	31 vs. Illinois, 2001
FGA	67 vs. Northwestern, 1999
	67 vs. Indiana, 2001
FG%	58.3% vs. Minnesota (28-of-48), 2003
3pt. FG	10 vs. Illinois, 2001
3pt. FGA	21 vs. Northwestern, 2000
	21 vs. Illinois, 2001
FT	28 vs. Indiana, 2001
FTA	35 vs. Indiana, 2001
FT%	1.000 vs. Purdue (12-of-12), 1998
Rebounds	52 vs. Northwestern, 2003
Assists	22 vs. Illinois, 2001
Blocks	7 vs. Northwestern, 1997
Steals	15 vs. Illinois, 1997

IOWA WNIT RECORDS

Individual

Points	23, Jamie Cavey vs. Creighton, 2005
FG	9, Jamie Cavey vs. Marquette, 2003
	9, Jamie Cavey at SMS, 2005
FGA	19, Crystal Smith vs. Arkansas State, 2005
	19, Jamie Cavey at SMS, 2005
3pt. FG	4, Jenna Armstrong at SMS, 2005
3pt. FGA	6, Kristi Faulkner vs. Marquette, 2003
	6, Johanna Solverson vs. Marquette, 2003
FT	7, Kristi Faulkner vs. Marquette, 2003
FTA	8, Jamie Cavey vs. Arkansas State, 2005
Rebounds	13, Jamie Cavey at SMS, 2005
Assists	8, Johanna Solverson, at SMS, 2005
Blocks	4, Jennie Lillis vs. Marquette, 2003
Steals	5, Crystal Smith vs Creighton, 2005

Team

Points	93 vs. Saint Louis, 2003
FG	35 vs. Saint Louis, 2003
FGA	68 vs. Saint Louis, 2003
FG%	52.9% at Nebraska (27-of-51), 2005
3pt. FG	9 at SMS, 2005
3pt. FGA	20 vs. Marquette, 2003
FT	19 vs. Saint Louis, 2003
FTA	22 vs. Saint Louis, 2003
FT%	88.2% vs. Marquette (15-of-17), 2003
Rebounds	57 vs. Saint Louis, 2003
Assists	26 at SMS, 2005
Blocks	4 vs. Saint Louis, 2003
	4 vs. Marquette, 2003
Steals	12 vs. Creighton, 2005

INDIVIDUAL TOP 10

Scoring

	Player	Pts.	Avg.	Year
1.	Cindy Haugejorde	672	23.2	79-80
2.	Franthea Price	614	21.2	89-90
3.	Cindy Haugejorde	484	21.0	77-78
4	Michelle Edwards	621	20.1	87-88
5.	Tangela Smith	577	19.9	97-98
6.	Lindsey Meder	516	19.1	99-00
7.	Amy Herrig	504	18.7	98-99
8.	Cindy Haugejorde	539	18.6	78-79
9.	Crystal Smith	499	17.2	05-06
10.	Crystal Smith	556	16.8	04-05
	Jamie Cavey	487	16.8	03-04

Rebounding

	Player	Reb.	Avg.	Year
1.	Cindy Haugejorde	300	13.0	77-78
2.	Cindy Haugejorde	237	11.9	76-77
3.	Amy Herrig	306	11.3	98-99
4.	Cindy Haugejorde	295	10.2	79-80
5.	Lisa Long	267	9.5	84-85
6.	Jerica Watson	264	9.4	01-02
7.	Jenni Mayer	196	9.3	75-76
8.	Shanda Berry	276	9.2	88-89
9.	Lisa Long	282	9.1	86-87
10.	Randi Peterson	273	8.8	00-01

Assists

	Player	Ast.	Avg.	Year
1.	Cara Consuegra	191	6.2	00-01
2.	Cara Consuegra	153	5.8	98-99
3.	Cara Consuegra	138	5.1	99-00
4.	Lisa Anderson	128	4.7	83-84
5.	April Calhoun	153	4.6	02-03
6.	Nadine Domond	135	4.5	96-97
6.	Michelle Edwards	140	4.5	87-88
8.	Karen Clayton	113	4.3	95-96
	Jolette Law	132	4.3	88-89
10.	Jolette Law	122	4.2	89-90
	Steph Schueler	122	4.2	90-91
	Laurie Aaron	122	4.2	91-92

Steals

	Player	Steals	Avg.	Year
1.	Laurie Aaron	122	3.9	92-93
2.	Laurie Aaron	101	3.5	91-92
3.	Franthea Price	95	3.0	88-89
4.	Franthea Price	84	2.9	89-90
4.	Michelle Edwards	89	2.9	87-88
6.	Lynn Kennedy	79	2.7	85-86
7.	Jerica Watson	72	2.6	01-02
	Steph Schueler	76	2.6	90-91
9.	Crystal Smith	70	2.4	05-06
10.	Crystal Smith	80	2.4	03-04

FG Percentage

	Player	FG-FGA	Pct.	Year
1.	Cathy Marx	71-106	.670	91-92
2.	Jamie Cavey	73-114	.640	02-03
3.	Lisa Becker	135-255	.529	85-86
4.	Michelle Edwards	265-457	.580	87-88
5.	Jamie Cavey	190-338	.562	03-04
6.	Tangela Smith	240-429	.559	97-98
7.	Shanda Berry	205-368	.557	88-89
8.	Toni Foster	189-341	.554	90-91
	Cathy Marx	139-251	.554	93-94
10.	Cathy Marx	80-145	.552	92-93
	Cindi Gaule	90-163	.552	78-79

3-PT FG Percentage

	Player	3PT-3PTA	Pct.	Year
1.	Franthea Price	28-46	.608	87-88
2.	Kristi Smith	45-91	.495	06-07
3.	Wendy Ausdemore	78-171	.456	07-08
4.	Franthea Price	47-108	.451	89-90
5.	Lindsey Meder	49-114	.449	98-99
6.	Kristi Faulkner	57-129	.442	03-04
7.	Lindsey Meder	84-194	.433	01-02
8.	Wendy Ausdemore	62-149	.416	06-07
9.	Kristi Smith	22-53	.415	05-06
10.	Kristi Smith	65-157	.414	08-09

FT Percentage

	Player	FT-FTA	Pct.	Year
1.	Wendy Ausdemore	55-61	.902	06-07
2.	Lindsey Meder	101-113	.894	00-01
3.	Kristi Faulkner	145-165	.879	02-03
4.	Kristi Faulkner	92-106	.868	03-04
5.	Kristi Smith	109-127	.858	06-07
6.	Megan Skouby	97-114	.851	06-07
7.	Crystal Smith	125-147	.850	05-06
8.	Lynn Oberbilling	56-66	.848	77-78
9.	Lisa Anderson	71-84	.845	80-81
10.	Megan Skouby	91-110	.827	08-09

Bold denotes current student-athlete

TEAM TOP 10

Scoring

	Year	Pts.	Avg.
1.	1987-88	2406	77.6
2.	2000-01	1927	76.7
3.	1978-9	2220	76.5
4.	1989-90	2210	76.2
	2001-02	2209	76.2
6.	1988-89	2409	75.3
7.	2003-04	2129	73.4
8.	1992-93	2258	72.8
9.	1980-81	1816	72.6
10.	2005-06	2097	72.3

Rebounding

	Year	Reb.	Avg.
1.	1977-78	965	41.9
	1995-96	1298	41.9
3.	1992-93	1297	41.8
4.	1994-95	1144	40.9
5.	1978-79	1173	40.4
6.	1975-76	1131	40.3
7.	2001-02	1167	40.2
8.	1984-85	1105	39.5
	1999-00	1067	39.5
10.	1980-81	983	39.0
	1987-88	1210	39.0

Assists

	Year	Ast.	Avg.
1.	1981-82	287	19.1
2.	2000-01	572	18.5
3.	2001-02	518	17.9
4.	2002-03	567	17.2
5.	1991-92	490	16.9
6.	2005-06	486	16.8
7.	2003-04	485	16.7
8.	1998-99	432	16.6
9.	1986-87	512	16.5
	1990-91	494	16.5
	1995-96	428	16.5

Steals

	Year	Steals	Avg.
1.	1988-89	414	12.9
2.	1987-88	393	12.7
3.	1991-92	365	12.6
4.	1989-90	349	12.0
5.	1992-93	345	11.1
6.	1986-87	328	10.6
7.	1985-86	298	10.2
8.	1990-91	301	10.0
9.	1983-84	258	9.6
	2000-01	299	9.6

3-PT FG Percentage

	Year	3PT-3PTA	Pct.
1.	2006-07	157-391	.402
2.	1989-90	80-200	.400
3.	2007-08	197-506	.389
4.	1987-88	33-86	.384
5.	1998-99	93-247	.377
6.	2000-01	175-473	.370
7.	1993-94	51-139	.367
8.	**2008-09**	**196-537**	**.365**
9.	2003-04	176-483	.364
10.	2005-06	142-395	.359
	2001-02	199-554	.359

FG Percentage

	Year	FG-FGA	Pct.
1.	1987-88	997-2009	.496
2.	1985-86	846-1737	.487
3.	1986-87	928-1919	.484
3.	1988-89	977-2018	.484
5.	1990-91	822-1732	.475
6.	1991-92	842-1793	.470
7.	2004-05	858-1831	.469
8.	1989-90	893-1922	.465
	1996-97	801-1721	.465
10.	1997-98	769-1662	.463

FT Percentage

	Year	FT-FTA	Pct.
1.	**2008-09**	**462-583**	**.792**
2.	2006-07	461-585	.788
3.	2003-04	433-563	.769
4.	2005-06	447-588	.760
5.	1980-81	338-455	.744
6.	2002-03	512-689	.743
7.	2007-08	373-509	.733
8.	2000-01	510-709	.719
9.	1999-00	396-557	.711
10.	2004-05	433-615	.704

Bold denotes accomplishment occurred last season

CAREER COACHING RECORDS

Coach	Overall	Conference
Lark Birdsong (74-79)	50-71 (.413)	- - -
Judy McMullen (79-83)	38-68 (.359)	2-16 (.111)
C. Vivian Stringer (83-95)	269-84 (.762)	169-45 (.790)
Angie Lee (95-00)	84-60 (.583)	50-30 (.625)
Lisa Bluder (00-)	169-109 (.608)	96-66 (.593)

IOWA YEAR BY YEAR RECORDS

		Overall Games					Big Ten Games	
Year	Coach	W-L	Home	Away	Off. Avg.	Def. Avg.	W-L	Rank
1974-75	Lark Birdsong	5-16	1-3	4-13	49.9	---		
1975-76	Lark Birdsong	9-18	3-7	6-11	55.2	---		
1976-77	Lark Birdsong	10-11	3-5	7-6	66.0	---		
1977-78	Lark Birdsong	8-15	3-4	5-11	70.9	---		
1978-79	Lark Birdsong	18-11	7-2	11-9	76.5	---		
1979-80	Judy McMullen	15-14	5-5	10-9	68.5	---		
1980-81	Judy McMullen	8-17	4-4	4-13	72.6	77.8		
1981-82	Judy McMullen	8-17	3-6	5-11	62.4	72.7		
1982-83	Judy McMullen	7-20	6-7	1-13	62.7	70.9	2-16	T-9th
1983-84	C. Vivian Stringer	17-10	10-2	7-8	65.8	58.8	11-7	T-3rd
1984-85	C. Vivian Stringer	20-8	11-1	9-7	64.2	55.4	14-4	2nd
1985-86	C. Vivian Stringer	22-7	14-1	8-6	66.7	57.0	15-3	2nd
1986-87	C. Vivian Stringer	26-5	14-1	12-4	71.1	56.9	17-1	T-1st
1987-88	C. Vivian Stringer	29-2	14-0	15-2	77.6	57.6	17-1	1st
1988-89	C. Vivian Stringer	27-5	14-0	12-5	75.3	59.8	16-2	T-1st
1989-90	C. Vivian Stringer	23-6	11-3	12-3	76.2	57.9	15-3	T-1st
1990-91	C. Vivian Stringer	21-9	11-2	10-7	67.8	59.2	13-5	T-2nd
1991-92	C. Vivian Stringer	25-4	13-1	12-3	70.7	58.0	16-2	1st
1992-93	C. Vivian Stringer	27-4	15-0	12-4	72.8	54.3	16-2	T-1st
1993-94	C. Vivian Stringer	21-7	11-2	10-5	63.9	57.8	13-5	3rd
1994-95	C. Vivian Stringer	11-17	6-5	5-12	58.7	58.6	6-10	9th
1995-96	Angie Lee	27-4	14-0	9-4	69.4	59.4	15-1	1st
1996-97	Angie Lee	18-12	6-5	12-7	67.3	59.9	9-7	T-4th
1997-98	Angie Lee	18-11	10-3	8-8	68.5	65.1	13-3	1st
1998-99	Angie Lee	12-15	7-6	5-9	70.4	72.4	7-9	8th
1999-00	Angie Lee	9-18	7-6	2-12	67.3	70.7	6-10	7th
2000-01	Lisa Bluder	21-10	12-2	9-8	76.7	69.6	12-4	T-2nd
2001-02	Lisa Bluder	18-11	9-4	9-7	76.2	70.1	10-6	4th
2002-03	Lisa Bluder	18-15	12-5	6-10	72.0	71.0	6-10	7th
2003-04	Lisa Bluder	16-13	7-6	9-7	73.4	73.4	10-6	T-4th
2004-05	Lisa Bluder	23-10	11-4	12-6	69.8	64.4	8-8	6th
2005-06	Lisa Bluder	17-12	11-3	5-6	72.3	66.0	10-6	5th
2006-07	Lisa Bluder	14-16	7-8	7-8	67.8	71.7	6-10	T-8th
2007-08	Lisa Bluder	21-11	13-3	6-5	65.7	60.2	13-5	T-1st
2008-09	Lisa Bluder	21-11	13-2	6-6	68.0	63.9	13-5	T-2nd
Totals		**610-392**	**318-118**	**282-265**			**309-151**	

IOWA YEAR BY YEAR RECORDS

1974-75
(5-16 - Lark Birdsong)

Date	Opponent	W-L	Score
11/20	at Drake	L	64-75
11/25	William Penn	L	29-74
12/3	at Grandview	L	unavailable
Big Ten Championship			
12/6	Indiana	L	58-86
12/6	Minnesota	W	55-33
12/7	Illinois	W	62-46
12/8	Wisconsin	L	49-65
12/15	at Northern Illinois	W	58-37
1/17	at Mt. Mercy	L	66-76
1/18	Wartburg	L	52-60
1/21	at Iowa Wesleyan	L	58-67
1/25	at Western Illinois	L	50-62
1/28	at William Penn	L	33-91
1/31	Cornell	W	91-23
2/2	Iowa State	L	47-65
2/8	at Northern Iowa	L	39-83
IAIAW District Championship			
2/14	William Penn	L	22-73
2/15	Iowa Wesleyan	L	32-68
2/17	Mt. Mercy	L	59-70
3/1	Coe	L	45-47
3/2	Marycrest	W	73-37

1975-76
(9-18 - Lark Birdsong)

Date	Opponent	W-L	Score
11/17	Mt. Mercy	L	41-70
11/18	at Drake	L	62-65
11/25	Upper Iowa	W	70-40
12/2	Coe	L	58-59
12/5	at Iowa State	L	63-92
12/7	at Central Missouri	L	56-72
12/10	Grandview	L	53-112
12/11	Central	L	56-69
1/9	at Mt. Mercy	L	75-90
1/10	Graceland	L	52-54
1/16	Central	W	57-54
1/18	at UW - Platteville	W	91-57
1/20	at Coe	L	51-62
1/24	Illinois State	L	48-90
1/27	Clarke College	W	68-32
1/28	at Luther	L	45-94
1/31	Northern Illinois	L	53-54
2/3	at William Penn	L	39-96
Big Ten Championship			
2/4	Illinois	W	63-54
2/4	Michigan State	L	54-83
2/5	Purdue	L	42-53
IAIAW District Championship			
2/13	St. Ambrose	W	52-27
2/14	Mt. Mercy	L	35-61
2/14	Coe	W	66-48
2/15	Iowa Wesleyan	W	60-54
2/16	Mt. Mercy	L	49-59
2/16	Drake	W	67-42

1976-77
(10-11 - Lark Birdsong)

Date	Opponent	W-L	Score
11/15	at Marshalltown CC	W	79-26
11/18	at Upper Iowa	W	78-40
11/22	at St. Ambrose	W	88-47
12/2	Central	W	54-52
12/4	Drake	L	59-82
12/7	Iowa Wesleyan	L	47-48
12/17	at Indian Hills CC	W	74-53
1/5	at Illinois	L	54-58
1/19	Mt. Mercy	W	65-61
1/22	UW - Platteville	W	76-53
1/25	Simpson	L	60-69
2/1	William Penn	L	45-76
2/5	at N. Iowa CC	W	70-65
2/6	at Iowa State	L	58-71
2/8	Luther	L	57-76
Big Ten Championships			
2/10	Illinois	L	40-53
2/11	Purdue	L	63-67
IAIAW State Championship			
2/15	Indian Hills CC	W	70-47
2/18	Drake	L	56-64
2/18	Luther	W	77-71
2/18	Iowa State	L	73-82

1977-78
(8-15 - Lark Birdsong)

Date	Opponent	W-L	Score
11/15	at Simpson	L	78-84
11/18	Drake	L	66-77
11/21	at Luther	L	60-72
11/22	at Grandview	W	88-73
11/29	Central	W	70-44
12/3	Iowa State	L	71-74 (ot)
12/10	at Iowa Wesleyan	W	81-54
12/16	William Penn	L	53-70
Jennies Classic *(Warrensburg, MO)*			
1/12	Central Missouri	L	63-70
1/13	vs. Nebraska	L	63-71
1/14	vs. South Dakota State	W	73-63
1/17	Iowa Wesleyan	W	76-48
1/21	Illinois	L	60-62
2/4	Northern Iowa	W	74-54
1/31	at Central	L	66-76
1/27	at Northern Illinois	W	96-44
1/29	at Mt. Mercy	L	75-86
Big Ten Championship			
2/4	Purdue	L	63-72
2/14	at William Penn	L	57-82
2/18	Minnesota	L	79-84
IAIAW State Championship			
2/23	Iowa State	W	77-60
2/24	Drake	L	60-88
2/25	Iowa State	L	82-87

1978-79
(18-11 - Lark Birdsong)

Date	Opponent	W-L	Score
11/15	Simpson	W	101-75
11/17	at William Penn	L	72-81
William Woods Tournament *(Fulton, MO)*			
11/24	vs. Missouri Southern	W	89-84
11/25	vs. Western Illinois	W	75-66
11/25	William Woods	L	58-64
11/27	Northern Iowa	W	106-61
12/2	Wisconsin	W	75-68
12/4	Iowa State	W	87-70
12/8	at Central College	W	76-70
12/12	at Drake	L	80-94
12/15	Nebraska-Omaha	W	63-61
12/23	Minnesota	W	91-82
1/5	at Central Missouri	L	62-72
1/8	at Kansas State	L	80-93
1/9	at Northeast Missouri	W	62-50
1/19	at Illinois State	W	82-71
1/20	at Illinois	L	53-60
1/23	Mt. Mercy	L	66-71
1/26	at Northern Iowa	W	90-55
1/30	Drake	L	63-96
2/3	at Minnesota	L	79-90
2/6	St. Ambrose	W	82-59
Big Ten Championship			
2/8	Michigan	W	79-70
2/9	Minnesota	L	64-86
2/14	Iowa State	W	81-70
2/17	Northwest Missouri	W	71-63
2/19	Grandview	W	72-69
IAIAW State Championship			
2/22	Iowa State	W	68-67
2/24	Drake	L	71-101

1979-80
(15-14 - Judy McMullen)

Date	Opponent	W-L	Score
11/16	Delta State	L	73-77
11/17	Western Illinois	W	86-55
11/27	William Penn	L	68-69
11/28	Central Missouri	L	76-89
12/1	Wisconsin	W	68-51
12/4	at Grandview	W	96-66
12/11	Drake	L	62-71
12/15	at Iowa State	L	69-80
12/22	at Nebraska	L	66-67
1/3	Brigham Young	L	79-103
1/4	Washington State	W	69-51
1/5	at Utah	L	73-77
1/9	at Illinois	W	71-44
1/14	at Colorado State	W	74-67
1/16	at Texas Women's	W	58-50
1/18	at Texas	L	49-75
1/25	DePaul	W	58-56
1/29	Iowa State	W	66-50
2/2	at South Dakota	W	70-48
2/4	at Drake	L	67-76

IOWA YEAR BY YEAR RECORDS

Big Ten Championship			
2/8	Ohio State	W	61-60
2/9	Northwestern	L	66-69
2/10	Michigan State	W	63-58
2/12	Minnesota	W	70-68
2/16	at Northwest Missouri	L	50-71
2/23	at Minnesota	L	67-92
IAIAW Sub-Regional Championship			
2/28	Northwest Missouri	L	71-73 (ot)
Northern Lights Invitational *(Anchorage, AK)*			
3/14	vs. Wyoming	W	68-65
3/15	at Alaska	W	73-52

1980-81
(8-17 - Judy McMullen)

Date	Opponent	W-L	Score
11/13	Texas	L	62-82
11/15	at Wisconsin	L	69-73
11/21	South Dakota	L	72-75
11/22	Minnesota	L	71-94
11/25	at William Penn	L	64-80
12/2	Iowa State	W	67-66
New Mexico State Invitational *(Las Cruces, NM)*			
12/4	vs. Portland State	W	88-82
12/5	vs. Wichita State	L	76-87
12/6	at New Mexico State	W	83-69
12/11	Utah	W	89-83
12/13	at DePaul	W	97-87
12/23	Drake	L	71-74
12/30	at Illinois	L	76-78
Lady Griz Insurance Classic *(Missoula, MT)*			
1/6	at Montana	L	54-63
1/7	vs. Brigham Young	L	76-87
1/10	Grand View	W	81-68
1/13	at South Dakota	L	68-78
1/21	at Iowa State	W	66-62
1/24	at Western Illinois	L	81-83
1/27	Northwest Missouri	W	83-70
1/30	at Minnesota	L	52-71
2/3	at Drake	L	56-83
Big Ten Championship			
2/13	Wisconsin	L	67-88
2/20	at UIC	L	77-78
2/21	at Northwestern	L	63-85

1981-82
(8-17 - Judy McMullen)

Date	Opponent	W-L	Score
11/15	Minnesota	L	52-77
Cal-Poly Straw Hat Pizza Classic *(San Luis Obispo, CA)*			
11/19	vs. Pacific	L	70-81
11/20	vs. Biola	W	73-68
11/21	Cal-Poly	W	64-57
12/2	at Iowa State	L	59-82
12/6	Northwestern	L	80-92
12/11	William Penn	L	68-85
12/12	Illinois	L	51-76
12/19	UIC	W	69-52
1/5	Northern Illinois	L	57-69
1/8	Western Illinois	W	72-68
1/12	at National College	W	66-59
1/21	Iowa State	W	62-44
1/23	at Central Missouri	L	53-81
1/25	at Minnesota	L	43-90
1/27	at Northern Iowa	W	74-68 (ot)
1/29	at Nebraska-Omaha	L	54-64
1/30	at Creighton	L	66-74
2/6	Drake	L	63-77
Big Ten Tournament			
2/12	Wisconsin	L	64-78
2/17	at Grandview	L	54-76
2/20	at Drake	L	61-96
2/26	Central Missouri	W	68-62
3/3	Wisconsin	L	64-78
IAIAW Region 6 Championship			
3/11	Iowa State	L	52-64

1982-83
(7-20, 2-16 - Judy McMullen)

Date	Opponent	W-L	Score
11/19	at Bradley	W	85-82
11/23	Iowa State	W	64-59
12/5	at Drake	L	75-88
Sun Devil/Dial Classic *(Tempe, AZ)*			
12/9	vs. California	L	66-89
12/10	vs. Wyoming	L	63-79
12/11	Idaho State	W	74-65
12/18	National College	W	71-52
12/30	at Northern Illinois	L	71-74
1/7	at Michigan State	L	56-64
1/9	at Michigan	L	62-83
1/12	Northern Iowa	W	66-65
1/16	Northwestern	L	56-71
1/21	Minnesota	L	62-73
1/23	Wisconsin	L	47-68
1/28	at Ohio State	L	57-77
1/30	at Indiana	L	51-68
2/4	Illinois	L	69-71
2/6	Purdue	W	76-70
2/11	at Purdue	L	53-63
2/14	at Illinois	L	69-71
2/18	Indiana	L	59-65
2/20	Ohio State	L	57-72
2/23	at Wisconsin	L	44-68
2/27	at Minnesota	L	53-78
3/4	at Northwestern	L	54-81
3/10	Michigan	W	72-50
2/12	Michigan State	L	62-70

1983-84
(17-10, 11-7 - C. Vivian Stringer)

Date	Opponent	W-L	Score
11/28	Drake	L	56-58
12/1	at Northern Iowa	W	71-64
12/5	at Iowa State	W	86-75 (ot)
Indiana State Classic *(Terre Haute, IN)*			
12/9	at Indiana State	W	82-53
12/10	vs. Evansville	W	76-64
12/16	Bradley	W	70-46
Dial Classic *(Miami, FL)*			
12/30	Connecticut	W	78-43
12/31	Northern Illinois	L	65-69
1/3	at Delta State	L	70-93
1/6	Michigan State	W	70-62
1/6	Michigan	W	70-51
1/8	at Northwestern	L	51-59
1/18	at Minnesota	L	55-57
1/22	at Wisconsin	L	49-50
1/27	Ohio State	L	56-64
1/29	Indiana	W	54-50
2/2	at Illinois	L	55-64
2/5	at Purdue	W	49-39
2/10	Purdue	W	78-40
2/13	Illinois	W	74-65
2/17	at Indiana	L	62-68
2/19	at Ohio State	L	60-82
2/24	Wisconsin	W	46-37
2/26	Minnesota	W	79-58
3/3	Northwestern	W	72-61
3/8	at Michigan	W	71-54
3/10	at Michigan State	W	72-62

1984-85
(20-8, 14-4 - C. Vivian Stringer)

Date	Opponent	W-L	Score
11/28	at Drake	L	59-69
San Jose State Classic *(San Jose, CA)*			
11/30	vs. Southern California	L	57-77
12/1	at San Jose State	W	67-45
12/9	Illinois State	W	65-57
12/15	Iowa State	W	81-41
La Salle Tournament *(Philadelphia, PA)*			
12/27	vs. SW Louisiana	W	62-39
12/28	at La Salle	W	70-51
12/29	Saint Joseph's	L	60-61
1/2	at Penn State	L	47-87
1/4	at Purdue	W	68-54
1/6	at Illinois	W	66-61
1/9	Nebraska	W	62-41
1/10	Minnesota	W	60-38
1/17	Michigan State	W	53-36
1/19	Michigan	W	70-45
1/24	at Northwestern	W	70-51
1/26	at Wisconsin	L	54-65
1/31	Indiana	W	69-49
2/3	Ohio State	L	47-56
2/8	at Minnesota	W	66-58
2/15	at Michigan	W	79-49
2/17	at Michigan State	W	77-55
2/22	Wisconsin	W	64-52
2/24	Northwestern	W	71-61
3/1	at Ohio State	L	41-64
3/3	at Indiana	L	48-63
3/7	Illinois	W	79-66
3/9	Purdue	W	85-61

IOWA YEAR BY YEAR RECORDS

1985-86
(22-7, 15-3 - C. Vivian Stringer)

Date	Opponent	W-L	Score
Amana-Hawkeye Classic *(Iowa City)*			
11/22	Bradley	W	75-39
11/23	Memphis	W	77-56
11/25	Creighton	W	66-60
Louisiana State Crawfish Classic *(Baton Rouge, LA)*			
11/29	vs. Miami, Fla.	W	83-63
11/30	at Louisiana State	L	56-57
12/2	at W. Kentucky	L	67-77
12/4	at Iowa State	W	63-57
12/8	Penn State	W	65-63
12/11	Drake	L	63-64
1/3	Purdue	W	79-52
1/5	Illinois	W	74-57
1/10	at Minnesota	W	66-63
1/17	at Michigan State	W	60-57
1/19	at Michigan	L	56-58
1/24	Northwestern	W	72-58
1/26	Wisconsin	W	68-32
1/31	at Indiana	W	47-46
2/2	at Ohio State	L	54-70
2/7	Minnesota	W	61-51
2/10	Miami, Fla.	W	75-46
2/14	Michigan	W	63-42
2/16	Michigan State	W	61-48
2/21	at Wisconsin	W	61-47
2/23	at Northwestern	W	69-66 (ot)
2/28	Ohio State	W	75-64
3/2	Indiana	W	63-47
3/6	at Illinois	L	68-78
3/8	at Purdue	W	80-63
NCAA Championships - Second Round *(Knoxville, TN)*			
3/20	at Tennessee	L	68-73

1986-87
(26-5, 17-1 - C. Vivian Stringer)

Date	Opponent	W-L	Score
Amana-Hawkeye Classic *(Iowa City)*			
11/29	Boston	W	70-48
11/30	Tennessee	L	56-74
12/2	at Nebraska	L	74-85
12/3	at Drake	W	71-57
12/4	Iowa State	W	70-51
12/13	at Illinois State	W	71-56
12/21	Western Kentucky	W	67-47
North Carolina State Classic *(Raleigh, NC)*			
12/29	vs. Penn State	L	74-78 (ot)
12/30	vs. Indiana	W	63-56
1/2	at Wisconsin	W	83-44
1/4	at Northwestern	W	72-61
1/7	Louisiana State	W	68-49
1/9	Minnesota	W	81-40
1/19	Illinois	W	80-53
1/18	Purdue	W	68-54
1/23	at Indiana	W	60-49
1/25	at Ohio State	L	54-67
1/30	Michigan State	W	83-61
2/1	Michigan	W	75-54
2/6	at Minnesota	W	78-60
2/13	at Purdue	W	86-68
2/15	at Illinois	W	70-54
2/20	Ohio State	W	66-54
2/22	Indiana	W	71-50
2/27	at Michigan	W	78-54
3/1	at Michigan State	W	71-49
3/4	Northwestern	W	70-53
3/7	Wisconsin	W	78-56
NCAA Championships - Second Round *(Iowa City)*			
3/15	New Orleans	W	68-46
NCAA Midwest Regional *(Monroe, LA)*			
3/19	vs. Georgia	W	62-60
3/21	Louisiana Tech	L	65-66

1987-88
(29-2, 17-1 - C. Vivian Stringer)

Date	Opponent	W-L	Score
Amana-Hawkeye Classic *(Iowa City)*			
11/28	Missouri	W	85-71
11/28	Georgia	W	66-56
11/29	at Iowa State	W	93-49
Northern Illinois Fastbreak Fest *(DeKalb, IL)*			
12/5	vs. Long Beach State	W	82-75
12/6	at Northern Illinois	W	81-73
12/11	Nebraska	W	68-58
Burger King/Orange Bowl Classic *(Miami, FL)*			
12/28	vs. Auburn	W	73-69
12/29	vs. Virginia	W	75-59
12/30	vs. Texas	W	75-65
3/18	Tennessee Tech	W	77-75
NCAA Midwest Regional *(Ruston, LA)*			
3/23	vs. Stanford	L	74-98

1989-90
(23-6, 15-3 - C. Vivian Stringer)

Date	Opponent	W-L	Score
Amana-Hawkeye Classic *(Iowa City)*			
11/25	Howard	W	90-57
11/26	Connecticut	W	81-49
11/29	at Nebraska	W	74-55
Louisiana Tech Dial Soap Classic *(Ruston, LA)*			
12/1	vs. #21 Saint Joseph's	W	76-57
12/2	at #2 Louisiana Tech	L	82-85
12/8	DePaul	W	70-58
12/10	Drake	W	70-58
12/17	at Iowa State	W	75-55
Hilton Head Island Super Shootout *(Hilton Head, SC)*			
12/28	at #20 South Carolina	L	76-82
12/29	vs. North Carolina	W	106-81
1/5	at Michigan State	L	61-62
1/7	at Michigan	W	65-54
1/12	Illinois	W	85-51
1/14	Purdue	L	63-66
1/19	at Minnesota	W	79-43
1/26	at Indiana	W	63-52
1/28	at Ohio State	W	71-48
2/2	Wisconsin	W	84-52
2/4	Northwestern	L	63-64
2/9	at Illinois	W	59-51
2/11	at Purdue	W	70-67 (ot)
2/16	Minnesota	W	87-58
2/23	Ohio State	W	94-51
2/25	Indiana	W	85-47
3/2	at #13 Northwestern	W	64-43
3/4	at Wisconsin	W	79-60
3/8	Michigan	W	78-47
3/10	Michigan State	W	86-58
NCAA Championships - Second Round *(Iowa City)*			
3/17	Vanderbilt	L	56-61

1990-91
(21-9, 13-5 - C. Vivian Stringer)

Date	Opponent	W-L	Score
Amana-Hawkeye Classic *(Iowa City)*			
11/24	UCLA	W	81-52
11/25	#19 Louisiana State	W	73-65
11/29	at #23 Connecticut	W	58-41
12/1	at #17 Penn State	L	62-82
12/4	at Drake	W	74-49
12/8	at DePaul	W	66-52
12/16	Nebraska	W	80-46
12/30	at #16 Washington	L	61-71
1/2	at Wisconsin	L	67-78
Big Ten - SEC Challenge *(Iowa City)*			
1/5	vs. #9 Georgia	L	51-62
1/11	Illinois	W	63-47
1/13	#8 Purdue	L	75-84 (ot)
1/18	at Indiana	L	59-74
1/20	at Ohio State	W	88-68
1/25	Minnesota	W	70-51
2/1	Michigan State	L	54-64
2/3	Michigan	W	79-60
2/5	at #18 Northwestern	W	64-60
2/8	at #4 Purdue	W	56-53
2/10	at Illinois	W	63-43
2/15	Ohio State	W	70-47
2/17	Indiana	W	86-55
2/22	at Minnesota	W	70-46
2/25	Louisiana Tech	W	72-57
3/1	at Michigan	W	76-64
3/3	at Michigan State	L	48-49
3/7	#20 Northwestern	W	67-58
3/9	Wisconsin	W	85-76 (ot)
NCAA Championships - First Round *(Missoula, MT)*			
3/13	at Montana	W	64-53
NCAA Championships - Second Round *(Seattle, WA)*			
3/16	at #12 Washington	L	53-70

1991-92
(25-4, 16-2 - C. Vivian Stringer)

Date	Opponent	W-L	Score
11/23	at Kentucky	W	77-68
11/27	Iowa State	W	70-58
Amana-Hawkeye Classic *(Iowa City)*			

IOWA YEAR BY YEAR RECORDS

11/30	Ohio University	W	97-52
12/1	#21 Washington	W	58-39
Mid-America Classic *(Columbia, MO)*			
12/6	vs. Wright State	W	87-41
12/7	at Missouri	W	89-62
12/11	at Nebraska	W	64-59
SEC-Big Ten Challenge *(Iowa City)*			
12/28	#4 Vanderbilt	L	65-95
1/3	#6 Penn State	W	61-53
1/10	Minnesota	W	85-68
1/13	at Louisiana Tech	W	61-57
1/17	Indiana	W	80-71
1/19	Ohio State	W	73-56
1/24	at Michigan State	W	71-64
1/26	at Michigan	W	73-61
1/31	Illinois	W	68-42
2/2	#10 Purdue	W	65-64
2/7	at Wisconsin	L	58-74
2/9	at Northwestern	W	90-72
2/14	at Ohio State	W	68-59
2/16	at Indiana	W	59-57
2/21	Michigan	W	81-45
2/23	Michigan State	W	70-47
2/28	at #14 Purdue	L	64-72
3/1	at Illinois	W	56-36
3/4	Northwestern	W	73-65
3/8	#23 Wisconsin	W	63-36
3/12	at Minnesota	W	65-47
NCAA Championships - Second Round *(Iowa City)*			
3/22	#10 Missouri State	L	60-61 (ot)

1992-93
(27-4, 16-2 - C. Vivian Stringer)

Date	Opponent	W-L	Score
12/4	at Pittsburgh	W	70-59
12/6	at #4 Maryland	W	53-50
Amana-Hawkeye Classic *(Iowa City)*			
12/11	West Virginia	W	74-44
12/11	Charlotte	W	60-38
12/20	Drake	W	90-44
FIU Sun and Fun Classic *(Miami, FL)*			
1/2	vs. Bucknell	W	97-39
1/3	vs. #10 Colorado	L	70-72
1/4	vs. Eastern Kentucky	W	67-63
1/8	Wisconsin	W	65-39
1/10	at Minnesota	W	75-47
1/15	at Illinois	W	65-57
1/17	at Northwestern	W	60-55
1/22	#23 Indiana	W	79-50
1/26	#24 Northern Illinois	W	92-59
1/29	at Michigan	W	84-54
1/31	at Michigan State	W	75-55
2/5	#6 Ohio State	W	79-62
2/7	#4 Penn State	W	84-59
2/12	Northwestern	W	68-62
2/14	Illinois	W	77-58
2/19	at Purdue	W	63-55
2/21	at Indiana	W	68-46
2/26	Michigan State	W	76-46
2/28	Michigan	W	71-34
3/5	at #8 Penn State	L	64-70
3/7	at #4 Ohio State	L	60-72
3/12	Minnesota	W	83-59
NCAA Championships - Second Round *(Norfolk, VA)*			
3/17	at Old Dominion	W	82-56
NCAA Mideast Regional ((*Iowa City)*			
3/25	#7 Auburn	W	63-50
3/27	#2 Tennessee	W	72-56
NCAA Women's Final Four *(Atlanta, GA)*			
4/3	vs. #4 Ohio State	L	72-73 (ot)

1993-94
(21-7, 13-5 - C. Vivian Stringer)

Date	Opponent	W-L	Score
Prairie Lights Hawkeye Classic *(Iowa City)*			
11/28	#4 Louisiana Tech	W	70-66
12/1	at Drake	W	73-64
12/5	#20 Missouri State	W	67-55
12/19	at James Madison	W	72-44
12/21	at West Virginia	W	69-57
USC Christmas Tournament *(Los Angeles, CA)*			
12/29	vs. Houston	W	59-44
12/30	at #9 Southern California	W	50-49
1/5	Minnesota	W	69-59
1/7	at Wisconsin	W	74-67
1/14	Illinois	W	53-37
1/16	#18 Northwestern	W	67-59
1/21	at Indiana	L	58-82
1/25	at Northern Illinois	L	56-59
1/28	Michigan	W	78-56
1/30	Michigan State	W	54-46
2/4	at #22 Ohio State	W	64-61
2/6	at #1 Penn State	L	61-63
2/11	at Northwestern	L	47-55
2/13	at Illinois	W	55-52
2/18	#9 Purdue	W	62-48
2/20	Indiana	L	59-63
2/25	at Michigan State	W	63-56
2/27	at Michigan	W	65-55
3/4	#2 Penn State	W	78-68
3/6	Ohio State	W	59-57
3/11	at Minnesota	L	58-64
NCAA Championships - First Round *(Iowa City)*			
3/16	Mount St. Mary's	W	70-47
NCAA Championships - Second Round *(Iowa City)*			
3/20	#13 Alabama	L	78-84

1994-95
(11-17, 6-10 - C. Vivian Stringer)

Date	Opponent	W-L	Score
Prairie Lights Hawkeye Classic *(Iowa City)*			
11/26	James Madison	W	60-30
11/27	#20 Southern California	W	65-55
11/30	at Missouri State	L	48-60
Stephen F. Austin Dial Classic *(Nacogdoches, TX)*			
12/2	vs. Florida Atlantic	W	67-42
12/3	at Stephen F. Austin	L	70-79 (ot)
12/8	Creighton	L	53-63
Stanford Cardinal Classic *(Stanford, CA)*			
12/17	vs. NW Louisiana St.	L	53-54
12/18	vs. St. Mary's (Calif.)	W	73-48
12/20	at UC Santa Barbara	L	48-61
12/28	Illinois	W	59-51
12/30	Michigan	W	53-36
1/6	at Wisconsin	L	62-72
1/8	at #13 Western Kentucky	L	43-79
1/13	at #22 Purdue	L	45-63
1/15	at Michigan State	L	70-71 (2 ot)
1/20	Indiana	W	60-55
1/22	Northwestern	L	57-58
1/29	at Minnesota	L	56-70
2/3	Ohio State	W	67-61
2/5	at Indiana	L	49-57
2/10	Michigan State	L	55-62
2/12	#17 Purdue	L	55-62
2/17	at #11 Penn State	L	62-73
2/19	#24 Wisconsin	L	55-62
2/24	at Michigan	W	71-43
2/26	at Illinois	W	69-61
Big Ten Tournament *(Indianapolis, IN)*			
3/3	Minnesota	W	57-44
3/4	#8 Penn State	L	62-69

1995-96
(27-4, 15-1 - Angie Lee)

Date	Opponent	W-L	Score
Prairie Lights Hawkeye Classic *(Iowa City)*			
11/24	Stephen F. Austin	W	64-58
11/25	UC Santa Barbara	W	68-57
11/29	at Creighton	W	68-41**Kansas**
Dial Classic *(Lawrence, KS)*			
12/2	vs. Saint Joseph's	W	66-49
12/3	at #13 Kansas	W	65-58 (ot)
12/7	Drake	W	67-44
Carolinas Holiday Beach Classic *(Myrtle Beach, SC)*			
12/19	vs. Appalachian State	W	68-66
12/20	vs. #10 Georgia	L	52-79
12/21	vs. #16 North Carolina	W	73-64
12/27	at Illinois	W	73-64
12/29	at Michigan	W	69-53
1/5	#17 Wisconsin	W	68-48
1/7	Western Kentucky	W	68-54
1/12	#18 Purdue	W	68-57
1/14	Michigan State	W	75-56
1/19	at Indiana	W	64-56
1/21	at #17 Northwestern	W	64-51
1/28	Minnesota	W	94-51
2/2	at Ohio State	W	82-75
2/4	Indiana	W	77-51
2/9	at Michigan State	W	71-65
2/11	at Purdue	L	42-62
2/16	#9 Penn State	W	81-69
2/18	at #11 Wisconsin	W	67-63
2/23	Michigan	W	74-52
2/25	Illinois	W	73-55
Big Ten Tournament *(Indianapolis, IN)*			
3/1	Illinois	W	74-56

IOWA YEAR BY YEAR RECORDS

3/2	#18 Purdue	L	68-76
NCAA Championships - First Round *(Iowa City)*			
3/14	Butler	W	72-67
NCAA Championships - Second Round *(Iowa City)*			
3/16	DePaul	W	72-71
NCAA Mideast Regional - Semifinal *(Rosemont, IL)*			
3/21	vs. #12 Vanderbilt	L	63-74

1996-97
(18-12, 9-7 - Angie Lee)

Date	Opponent	W-L	Score
11/15	Illinois State	W	66-41
11/17	#20 Notre Dame	L	50-61
11/19	Iowa State	W	64-53
Kona Women's Basketball Invitational *(Kailua-Kona, HI)*			
12/6	vs. Boise State	W	89-34
12/7	vs. Pacific	W	80-60
12/8	vs. Nebraska	L	67-73
Big Ten-SEC Challenge *(Gainesville, FL)*			
12/13	at Florida	L	58-68
12/21	at Drake	L	59-80
12/28	at Minnesota	W	61-48
12/30	at Ohio State	W	69-59
1/2	at #14 W. Kentucky	W	61-48
1/5	#13 Wisconsin	L	63-69
1/10	at Northwestern	W	73-61
1/12	at Purdue	L	52-62
1/21	Penn State	L	60-61
1/24	at Indiana	W	78-58
1/26	Michigan	L	63-75
1/31	at #25 Illinois	L	75-83
2/2	#23 Michigan State	W	82-62
2/7	Purdue	L	48-53
2/9	Northwestern	W	80-56
2/14	at #16 Wisconsin	L	56-59
2/16	at Penn State	W	66-63
2/21	Ohio State	W	80-59
2/23	Minnesota	W	78-42
Big Ten Tournament *(Indianapolis, IN)*			
2/28	Northwestern	W	78-68
3/1	Indiana	W	87-53
3/2	#18 Illinois	W	63-56
NCAA Championships - First Round *(Storrs, CT)*			
3/14	vs. North Carolina State	W	56-50
NCAA Championships - Second Round *(Storrs, CT)*			
3/16	at #1 Connecticut	L	53-72

1997-98
(18-11, 13-3 - Angie Lee)

Date	Opponent	W-L	Score
11/16	Drake	W	66-63 (ot)
Reebok Classic *(Boston, MA)*			
11/23	vs. Arkansas	L	57-83
11/25	vs. #6 Connecticut	L	55-65
Prairie Lights Classic *(Iowa City)*			
11/29	CS Northridge	W	67-56
11/30	Washington	L	62-63
Central Fidelity Invite *(Richmond, VA)*			
12/6	vs. #4 Louisiana Tech	L	58-83
12/7	at Richmond	W	78-66
12/13	Iowa State	L	57-74
Honda Elite Four Classic *(Orlando, FL)*			
12/21	vs. #8 Vanderbilt	L	54-60
12/28	Minnesota	W	91-55
12/30	Ohio State	W	66-57
1/2	at Penn State	W	78-69
1/9	Northwestern	W	65-58
1/11	#23 Purdue	L	66-75 (ot)
1/20	at Wisconsin	W	66-63
1/23	Indiana	W	68-61
1/25	at Michigan	L	65-69 (ot)
1/30	#8 Illinois	W	82-71
2/1	at Michigan State	L	62-66
2/6	at Purdue	W	73-67
2/8	at Northwestern	W	79-72
2/13	#19 Wisconsin	W	87-76
2/15	Penn State	W	73-49
2/20	at Ohio State	W	74-71
2/22	at Minnesota	W	71-59
Big Ten Tournament *(Indianapolis, IN)*			
2/28	Ohio State	W	72-54
3/1	#25 Purdue	L	60-61
NCAA Championships - First Round *(Iowa City)*			
3/13	Massachusetts	W	77-59
NCAA Championships - Second Round *(Iowa City)*			
3/15	Kansas	L	58-62

1998-99
(12-15, 7-9 - Angie Lee)

Date	Opponent	W-L	Score
11/15	at Washington	L	76-84
11/17	#21 Iowa State	L	65-81
11/20	Weber State	W	77-57
11/22	Western Kentucky	L	65-68
Prairie Lights Classic *(Iowa City)*			
11/27	Missouri	W	75-68
11/28	Princeton	W	59-44
Syracuse Carrier Classic *(Syracuse, NY)*			
12/4	vs Kent State	W	62-58
12/5	at Syracuse	W	70-64
12/8	at Drake	L	73-86
12/20	at Auburn	L	55-78
12/28	Illinois	W	89-86
1/3	at Wisconsin	L	72-79
1/5	at Minnesota	L	58-66
1/8	Indiana	W	77-76
1/10	#3 Purdue	L	69-71 (ot)
1/15	at #20 Penn State	L	60-66
1/17	at Michigan State	L	64-70
1/22	Michigan	L	67-86
1/29	Michigan State	L	69-81
1/31	#21 Penn State	L	64-88
2/5	at Ohio State	L	66-70
2/7	at Indiana	W	73-69
2/12	Minnesota	W	79-62
2/14	Northwestern	W	86-69
2/19	at Michigan	W	78-75
2/21	at Illinois	L	73-86
Big Ten Tournament *(Indianapolis, IN)*			
2/28	vs. Northwestern	L	71-75

1999-00
(9-18, 6-10 - Angie Lee)

Date	Opponent	W-L	Score
11/19	at Marquette	L	64-69
11/21	#1 Connecticut	L	45-73
Gazette Hawkeye Challenge *(Iowa City)*			
11/27	Bradley	W	92-49
11/28	Syracuse	W	76-73
12/2	at Utah	L	61-70
12/4	at Weber State	W	73-55
12/11	at #9 Iowa State	L	69-79
12/18	#8 Auburn	L	55-91
12/20	Drake	L	59-84
12/30	at #8 Penn State	L	63-80
1/2	Indiana	W	82-68
1/7	at #15 Illinois	L	60-86
1/9	at Northwestern	L	52-53
1/13	Minnesota	W	80-51
1/16	#6 Penn State	L	64-78
1/20	Michigan State	L	77-82
1/23	at #? Michigan	L	78-82
1/27	Wisconsin	W	66-62
1/30	at Arkansas	L	65-72
2/3	at Indiana	L	67-70
2/6	at Michigan State	L	64-74
2/13	#25 Illinois	W	80-73
2/17	Ohio State	W	68-60
2/20	at Minnesota	W	77-53
2/24	#? Michigan	L	61-78
2/27	at #21 Purdue	L	59-73
Big Ten Tournament *(Indianapolis, IN)*			
3/2	vs. Northwestern	L	59-68

2000-01
(21-10, 12-4 - Lisa Bluder)

Date	Opponent	W-L	Score
11/17	Marquette	W	70-57
11/19	Utah	L	42-66
11/22	#8 Iowa State	L	76-86
Gazette Hawkeye Challenge *(Iowa City)*			
11/25	Western Illinois	W	99-54
11/26	Nevada	W	73-59
12/1	at Mount St. Mary's	W	89-63
12/3	at George Washington	L	64-78
12/7	at #18 Missouri State	L	87-101
12/10	Colorado	W	92-66
12/16	at Drake	L	58-73
12/28	Northwestern	W	95-61
12/31	at Wisconsin	L	91-94
1/4	at #8 Purdue	L	58-73
1/7	Michigan	W	79-58
1/14	Wisconsin	W	74-68
1/17	at Ohio State	L	52-79
1/21	#13 Penn State	W	79-64
1/25	at Northwestern	W	92-52

IOWA YEAR BY YEAR RECORDS

2/1	at Michigan State	W	71-56
2/4	Indiana	W	83-56
2/8	#5 Purdue	W	96-87
2/11	at Minnesota	W	82-71
2/15	at Michigan	L	78-80
2/18	Ohio State	W	74-59
2/22	Michigan State	W	50-47
2/25	at Illinois	W	75-64
Big Ten Tournament *(Indianapolis, IN)*			
3/2	vs. Indiana	W	81-76
3/3	vs. Illinois	W	86-79
3/4	vs. #7 Purdue	W	75-70
NCAA Championships - First Round *(Salt Lake City, UT)*			
3/17	vs. Oregon	W	89-82 (ot)
NCAA Championships - Second Round *(Salt Lake City, UT)*			
3/19	at #17 Utah	L	69-78

2001-02
(18-11, 10-6 - Lisa Bluder)

Date	Opponent	W-L	Score
Great Alaska Shootout *(Anchorage, AK)*			
11/20	vs. Gonzaga	W	69-54
11/21	vs. Marquette	W	90-72
11/25	Drake	L	72-75 (ot)
11/27	Missouri State	W	84-64
11/30	at Denver	W	84-72
12/1	at #11 Colorado	L	83-92
Gazette Hawkeye Challenge *(Iowa City)*			
12/7	Texas-Pan American	W	86-38
12/8	Kent State	W	76-65
12/12	at #5 Iowa State	L	64-82
12/15	Creighton	W	86-43
12/22	at Northwestern	W	74-47
12/30	#14 Wisconsin	L	61-68
1/3	at Ohio State	L	63-82
1/6	#9 Purdue	W	90-75
1/10	Northwestern	W	82-68
1/13	at Indiana	W	73-65
1/20	Ohio State	W	79-65
1/24	Michigan State	W	75-55
1/27	at #11 Purdue	L	68-82
1/31	at Michigan	L	74-82
2/3	#24 Minnesota	L	83-94
2/7	at #16 Wisconsin	W	76-64
2/10	at Penn State	W	96-81
2/14	Michigan	L	80-91
2/20	at Michigan State	W	69-59
2/24	Illinois	W	79-71
Big Ten Tournament *(Indianapolis, IN)*			
3/1	vs. Indiana	L	76-78 (ot)
NCAA Championships - First Round *(Storrs, CT)*			
3/16	vs. Virginia	W	69-62
NCAA Championships - Second Round *(Storrs, CT)*			
3/18	Connecticut	L	48-86

2002-03
(18-15, 6-10 - Lisa Bluder)

Date	Opponent	W-L	Score
KCRG TV-9 Hawkeye Challenge *(Iowa City)*			
11/23	IUPUI	W	84-75 (ot)
11/24	Charlotte	W	85-70
11/26	Northern Iowa	W	98-68
LMU Thanksgiving Classic *(Los Angeles, CA)*			
11/29	vs. NC State	L	66-69 (ot)
11/30	vs. South Alabama	W	83-62
12/4	Iowa State	W	64-39
12/8	at Creighton	L	82-89
12/12	Denver	W	83-49
12/21	at Drake	W	72-52
12/29	Missouri	W	87-65
Big Ten/Big XII Challenge *(Manhattan, KS)*			
1/5	at #4 Kansas State	L	60-103
1/9	at #16 Penn State	L	52-86
1/12	at #9 Minnesota	L	65-94
1/16	Northwestern	W	72-60
1/21	Wisconsin	W	77-60
1/23	at #11 Purdue	L	64-83
1/26	at Ohio State	L	59-74
1/30	Indiana	W	78-62
2/2	Illinois	L	72-82
2/6	at Michigan	W	65-57
2/9	at Illinois	L	58-73
2/13	at Indiana	L	68-89
2/16	#12 Penn State	W	80-75
2/20	#16 Minnesota	L	60-77
2/23	at Wisconsin	W	76-59
2/27	Michigan State	L	58-68
3/2	#12 Purdue	L	68-78
Big Ten Tournament *(Indianapolis, IN)*			
3/6	vs. Northwestern	W	70-58
3/7	vs. #13 Minnesota	W	80-77
3/9	vs. #12 Purdue	L	57-84
WNIT - First Round *(Iowa City)*			
3/20	Saint Louis	W	93-64
WNIT - Second Round *(Iowa City)*			
3/23	Marquette	W	76-73
WNIT - Quarterfinals *(Iowa City)*			
3/25	Creighton	L	64-70

2003-04
(16-13, 10-6 - Lisa Bluder)

Date	Opponent	W-L	Score
KCRG TV-9 Hawkeye Challenge *(Iowa City)*			
11/21	Butler	W	83-60
11/22	Houston	L	64-70
FIU Thanksgiving Classic *(Miami, FL)*			
11/28	vs. Saint Joseph's	W	62-58
11/29	at Florida International	W	93-86
12/3	at Iowa State	L	94-101 (2ot)
12/5	at Marquette	W	65-62
12/8	at Northern Iowa	W	76-67
12/12	#11 Kansas State	L	60-82
12/21	Drake	W	79-65
12/28	Creighton	L	72-84 (ot)
12/30	at Missouri	L	65-75
1/2	Illinois	W	91-73
1/8	at #8 Penn State	L	64-92
1/11	at #6 Minnesota	L	61-75
1/15	Indiana	W	72-65
1/18	Wisconsin	W	66-46
1/25	Michigan	W	69-58
1/29	at Northwestern	W	76-61
2/1	at #18 Michigan State	W	78-67
2/5	Ohio State	L	82-93
2/10	#5 Purdue	L	79-90
2/12	at Wisconsin	W	87-82 (ot)
2/15	at Indiana	W	78-69
2/19	#11 Minnesota	W	81-61
2/22	#7 Penn State	L	58-70
2/26	at #4 Purdue	L	55-84
2/29	at Illinois	W	89-64
Big Ten Tournament *(Indianapolis, IN)*			
3/5	vs. #24 Michigan State	L	54-81
NCAA Championships - First Round *(Blacksburg, VA)*			
3/21	at Virginia Tech	L	76-89

2004-05
(23-10, 8-8 - Lisa Bluder)

Date	Opponent	W-L	Score
KCRG-TV9 Hawkeye Challenge *(Iowa City)*			
11/19	Southern Illinois	W	66-50
11/20	Missouri	W	75-54
Junkanoo Jam *(Freeport, Bahamas)*			
11/26	vs. Florida	W	65-65
11/27	vs. #21 Oklahoma	W	54-47
12/1	Iowa State	W	89-80
12/5	Northern Iowa	W	77-50
12/8	Marquette	W	78-72
12/10	at Creighton	W	91-82 (ot)
12/18	at Drake	W	80-69
12/21	Western Illinois	W	76-69
12/28	at UW-Milwaukee	W	59-51
12/30	Indiana	W	62-51
1/2	at Illinois	W	72-58
1/6	Penn State	L	71-77
1/9	at #6 Michigan State	L	56-68
1/13	at #5 Ohio State	L	57-80
1/16	Northwestern	W	81-76
1/23	at #23 Purdue	L	75-79
1/27	Michigan	W	71-63
2/3	at #14 Minnesota	L	50-81
2/6	Wisconsin	L	78-88
2/10	at Northwestern	W	60-40
2/13	#2 Ohio State	L	60-67
2/17	#9 Michigan State	L	60-67
2/19	at Michigan	W	78-59
2/24	Illinois	W	87-63
2/27	at Indiana	W	56-53
Big Ten Tournament *(Indianapolis, IN)*			
3/3	vs. Michigan	W	70-42
3/4	vs. #23 Penn State	L	66-68

IOWA YEAR BY YEAR RECORDS

WNIT - First Round *(Iowa City)*

3/18	Creighton	W	67-52

WNIT - Second Round *(Lincoln, NE)*

3/21	at Nebraska	W	71-67

WNIT - Quarterfinals *(Cedar Rapids, IA)*

3/24	vs. Arkansas State	W	66-52

WNIT - Semifinals *(Springfield, MO)*

3/28	at SW Missouri State	L	80-89

2005-06
(17-12, 10-6 - Lisa Bluder)

Date	Opponent	W-L	Score
11/20	UW-Milwaukee	W	82-42
11/22	at Louisiana Tech	L	91-95 (2ot)
Odwalla Classic *(San Francisco, CA)*			
11/25	vs. #22 Oklahoma	L	68-85
11/26	vs. Rider	W	88-41
11/30	UW-Green Bay	W	81-57
KCRG-TV9 Hawkeye Challenge *(Iowa City)*			
12/2	Vermont	W	79-57
12/4	#6 Rutgers	L	51-57
12/8	at Iowa State	L	61-77
12/18	Drake	W	92-72
12/21	at Northern Iowa	W	65-54
12/23	Creighton	W	74-64
12/29	at Indiana	L	53-65
1/1	Illinois	W	84-65
1/5	at Michigan	W	77-63
1/9	#9 Michigan State	W	75-64
1/12	#8 Ohio State	L	62-72
1/15	at Northwestern	W	80-48
1/19	at Wisconsin	W	68-59
1/22	#12 Minnesota	L	68-80
1/26	at Penn State	L	61-72
2/2	#8 Purdue	W	77-71 (ot)
2/9	Northwestern	W	76-61
2/12	at #7 Ohio State	L	77-88
2/16	at #14 Michigan State	L	71-73
2/19	Michigan	W	67-55
2/23	at Illinois	W	71-60
2/26	Indiana	W	78-70
Big Ten Tournament *(Indianapolis, IN)*			
3/3	vs. #16 Michigan State	L	58-79
NCAA Championships - First Round *(Denver, CO)*			
3/18	vs. #20 BYU	L	62-67

2006-07
(14-16, 6-10 - Lisa Bluder)

Date	Opponent	W-L	Score
WBCA Classic (Kansas City, MO)			
11/11	vs. Missouri State	W	79-70
11/12	vs. Kansas	W	63-49
11/15	Indiana State	W	88-83
KCRG-TV9 Hawkeye Challenge (Iowa City)			
11/17	Quinnipiac	W	93-77
11/18	Florida International	W	72-62
11/21	Louisiana Tech	L	59-77
11/26	at Creighton	W	75-60
11/30	Iowa State	L	74-80
12/3	Samford	W	66-60
12/7	at UW-Green Bay	L	43-67
12/16	at Rutgers	L	53-70
12/19	Northern Iowa	L	62-83
12/22	at Drake	W	77-70
12/28	at Minnesota	W	58-56
12/31	#7 Ohio State	L	67-73
1/2	#10 Purdue	L	58-68
1/7	at Northwestern	W	63-61
1/11	at Indiana	W	71-67
1/14	#20 Michigan State	L	63-83
1/21	at #21 Michigan State	L	57-67
1/25	Minnesota	L	78-80 (ot)
1/28	at Penn State	L	71-78
2/4	at #5 Ohio State	L	49-85
2/8	Michigan	W	66-49
2/11	at Wisconsin	L	73-84
2/15	Illinois	L	69-74
2/18	Penn State	W	79-72
2/22	at #15 Purdue	L	52-76
2/25	Wisconsin	W	103-93
Big Ten Tournament *(Indianapolis, IN)*			
3/1	vs. Indiana	L	53-67

2007-08
(21-11, 13-5 - Lisa Bluder)

Date	Opponent	W-L	Score
11/11	Dartmouth	W	61-43
11/13	Drake	W	62-50
11/18	at Northern Iowa	W	77-67
Caribbean Challenge *(Cancun, Mexico)*			
11/22	vs. Mississippi State	W	60-54
11/23	vs. #13 Arizona State	L	58-60
11/28	Georgia Tech	L	57-76
12/2	Detroit	W	65-42
12/5	at Iowa State	L	44-58
KCRG-TV9 Hawkeye Challenge *(Iowa City)*			
12/8	Northern Illinois	W	87-43
12/9	Wyoming	L	50-54
12/22	Western Illinois	W	70-49
12/28	Penn State	W	67-58
12/30	at Michigan	L	46-63
1/3	at Minnesota	W	68-66 (ot)
1/6	#20 Ohio State	L	65-73
1/10	at Michigan State	L	65-73
1/13	Wisconsin	W	78-74 (ot)
1/21	at Illinois	W	60-58
1/24	Purdue	W	69-53
1/27	Michigan	W	66-61
1/31	at Northwestern	W	70-55
2/3	Indiana	W	81-65
2/7	Michigan State	W	82-64
2/10	at Penn State	W	73-65
2/14	at Purdue	L	46-59
2/17	Minnesota	W	72-69
2/21	at #20 Ohio State	L	56-69
2/28	Northwestern	W	68-42
3/2	at Wisconsin	W	87-78
Big Ten Tournament *(Indianapolis, IN)*			
3/7	vs. Michigan	W	58-37
3/8	vs. Purdue	L	73-80
NCAA Championships - First Round *(Norfolk, VA)*			
3/23	vs. Georgia	L	61-67

2008-09
(21-11, 13-5 - Lisa Bluder)

Date	Opponent	W-L	Score
11/16	Texas State	W	87-45
11/18	at Kansas	L	55-76
KCRG-TV9 Hawkeye Challenge *(Iowa City)*			
11/22	Boston University	W	83-58
11/23	Providence	W	64-46
Paradise Jam *(US. Virgin Islands)*			
11/27	vs. Texas Tech	W	56-48
11/28	vs. South Florida	L	79-82 (ot)
11/29	vs. #3 California	L	43-76
12/4	at #12 Duke	L	47-71
12/7	#22 Iowa State	W	66-46
12/11	Northern Iowa	W	72-46
12/20	at Drake	W	71-53
12/22	at Wisconsin	W	73-63
12/28	Purdue	L	60-69
1/4	at Indiana	L	54-76
1/8	at Purdue	L	49-60
1/11	Minnesota	W	74-57
1/15	at Illinois	W	72-62
1/18	Northwestern	W	74-46
1/26	Michigan	W	77-69
1/29	at Michigan State	L	56-68
2/1	Penn State	W	97-89 (3OT)
2/5	Indiana	W	69-67
2/8	at Minnesota	L	58-64
2/12	#13 Ohio State	W	85-75
2/15	at Penn State	W	63-57
2/19	Wisconsin	W	72-65
2/22	at Michigan	W	68-64
2/26	Illinois	W	69-56
3/1	at Northwestern	W	86-79
Big Ten Tournament *(Indianapolis, IN)*			
3/6	vs. Minnesota	W	79-64
3/7	vs. #12 Ohio State	L	56-72
NCAA Championships - First Round *(Iowa City, IA)*			
3/22	Georgia Tech	L	62-76



IOWA YEAR BY YEAR RECORDS

IOWA YEAR BY YEAR INDIVIDUAL STATS

Scoring

Year	Player	Pts.	Avg.
74-75	Kathy Peters	203	9.7
75-76	Emma Williams	351	13.0
76-77	Cindy Haugejorde	364	18.2
77-78	Cindy Haugejorde	484	21.0
78-79	Cindy Haugejorde	539	18.6
79-80	Cindy Haugejorde	672	23.2
80-81	Kim Howard	398	15.9
81-82	Lisa Anderson	330	13.2
82-83	Robin Anderson	350	12.9
83-84	Lisa Becker	416	15.4
84-85	Lisa Long	368	13.1
85-86	Michelle Edwards	368	12.7
86-87	Michelle Edwards	564	18.2
87-88	Michelle Edwards	621	20.0
88-89	Shanda Berry	497	16.6
89-90	Franthea Price	614	21.2
90-91	Toni Foster	475	15.8
91-92	Toni Foster	448	15.5
92-93	Toni Foster	487	15.7
93-94	Necole Tunsil	477	17.0
94-95	Tia Jackson	357	13.7
95-96	Tiffany Gooden	481	14.1
96-97	Angela Hamblin	318	13.3
97-98	Tangela Smith	577	19.9
98-99	Amy Herrig	504	18.7
99-00	Lindsey Meder	516	19.1
00-01	Lindsey Meder	523	16.9
01-02	Lindsey Meder	491	16.9
02-03	Kristi Faulkner	539	16.3
03-04	Jamie Cavey	487	16.8
04-05	Crystal Smith	556	16.8
05-06	Crystal Smith	499	17.2
06-07	Kristi Smith	402	13.4
07-08	Kristi Smith	425	13.3
08-09	Kristi Smith	422	13.2

Rebounding

Year	Player	Reb.	Avg.
74-75	Margie Rubow	135	6.4
75-76	Jenni Mayer	196	9.3
76-77	Cindy Haugejorde	237	11.9
77-78	Cindy Haugejorde	300	13.0
78-79	Cindy Haugejorde	235	8.1
79-80	Cindy Haugejorde	295	10.2
80-81	Kim Howard	168	6.7
81-82	Kim Howard	169	6.8
82-83	Donna Freitag	183	6.8
83-84	Lynn Kennedy	189	7.6
84-85	Lisa Long	267	9.5
85-86	Lisa Long	200	8.3
86-87	Lisa Long	282	9.1
87-88	Shanda Berry	263	8.5
88-89	Shanda Berry	276	9.2
89-90	Franthea Price	207	7.1
90-91	Toni Foster	247	8.2
91-92	Toni Foster	243	8.4
92-93	Toni Foster	254	8.2
93-94	Virgie Dillingham	202	7.2
94-95	Tangela Smith	136	7.5
95-96	Tangela Smith	218	7.0
96-97	Angela Hamblin	163	6.8
97-98	Tangela Smith	244	8.4
98-99	Amy Herrig	306	11.3
99-00	Randi Peterson	220	8.1
00-01	Randi Peterson	273	8.8
01-02	Jerica Watson	264	9.4
02-03	Jennie Lillis	239	7.2
03-04	Jennie Lillis	180	6.2
04-05	Krista VandeVenter	252	7.6
05-06	Krista VandeVenter	237	8.2
06-07	Jenee Graham	234	7.8
07-08	Johanna Solverson	162	5.1
08-09	Kachine Alexander	282	8.8

Assists

Year	Player	Ast.	Avg.
74-75	Emma Williams	17	.85
75-76	Shirley Vargason	40	1.5
76-77	Shirley Vargason	48	1.8
77-78	Cindy Haugejorde	56	2.4
78-79	Unavailable		
80-81	Unavailable		
79-80	Sue Beckwith	96	3.3
81-82	R. Anderson	66	2.6
82-83	Lisa Anderson	80	2.9
83-84	Lisa Anderson	128	4.7
84-85	Maureen McAlpine	89	3.3
85-86	Michelle Edwards	98	3.3
86-87	Michelle Edwards	123	4.0
87-88	Michelle Edwards	140	4.5
88-89	Jolette Law	132	4.3
89-90	Jolette Law	122	4.2
90-91	Steph Schueler	122	4.2
91-92	Laurie Aaron	123	4.2
92-93	Laurie Aaron	120	3.9
93-94	Arneda Yarbrough	97	3.5
94-95	Karen Clayton	93	3.3
95-96	Karen Clayton	113	4.3
96-97	Nadine Domond	135	4.5
97-98	Nadine Domond	111	3.8
98-99	Cara Consuegra	153	5.8
99-00	Cara Consuegra	138	5.1
00-01	Cara Consuegra	191	6.2
01-02	Kristi Faulkner	95	3.3
02-03	April Calhoun	153	4.6
03-04	Jennie Lillis	92	3.2
04-05	Johanna Solverson	136	4.1
05-06	Crystal Smith	98	3.4
06-07	Kristi Smith	124	4.1
07-08	Johanna Solverson	107	3.3
08-09	Kachine Alexander	121	3.8

Steals

Year	Player	Steals	Avg.
83-84	Lisa Anderson	50	1.9
84-85	Michelle Edwards	36	1.3
85-86	Lynn Kennedy	79	2.7
86-87	Michelle Edwards	70	2.3
87-88	Michelle Edwards	89	2.9
88-89	Franthea Price	95	3.0
89-90	Franthea Price	84	2.9
90-91	Steph Schueler	76	2.6
91-92	Laurie Aaron	101	3.5
92-93	Laurie Aaron	122	3.9
93-94	Virgie Dillingham	36	1.3
94-95	Tia Jackson	45	1.7
95-96	Karen Clayton	40	1.5
96-97	Nadine Domond	64	2.1
97-98	Nadine Domond	44	1.5
98-99	Cara Consuegra	38	1.4
99-00	Cara Consuegra	54	2.0
00-01	Cara Consuegra	61	2.0
01-02	Jerica Watson	72	2.6
02-03	Jennie Lillis	66	2.0
03-04	Jennie Lillis	56	1.9
04-05	Crystal Smith	80	2.4
05-06	Crystal Smith	70	2.4
06-07	Kristi Smith	49	1.6
07-08	Kristi Smith	36	1.1
08-09	Kristi Smith	31	1.0

FG Percentage
(Minimum 100 attempts)

Year	Player	FG-FGA	Pct.
74-75	Becky Moessner	68-140	.486
75-76	Lynn Oberbilling	46-114	.403
76-77	Diane Wilson	66-122	.540
77-78	Cindy Haugejorde	194-445	.435
78-79	Cindi Gaule	90-163	.552
79-80	Cindy Haugejorde	283-570	.496
80-81	Kim Howard	145-292	.497
81-82	Donna Freitag	80-176	.455
82-83	Donna Freitag	146-323	.452
83-84	Lisa Becker	184-315	.584
84-85	Lisa Long	165-310	.532
85-86	Lisa Becker	135-255	.529
86-87	Michelle Edwards	242-451	.537
87-88	Michelle Edwards	265-457	.580
88-89	Shanda Berry	205-368	.557
89-90	Stephanie Schueler	137-266	.515
90-91	Toni Foster	189-341	.554
91-92	Cathy Marx	71-106	.670
92-93	Cathy Marx	80-145	.552
93-94	Cathy Marx	139-251	.554
94-95	Tangela Smith	102-225	.453
95-96	Shannon Perry	63-126	.500
96-97	Tangela Smith	149-280	.532
97-98	Tangela Smith	240-429	.559
98-99	Amy Herrig	185-370	.500
99-00	Lindsey Meder	191-459	.416
00-01	Randi Peterson	162-303	.535
01-02	Jennie Lillis	152-283	.537
02-03	Jamie Cavey	73-114	.640
03-04	Jamie Cavey	190-338	.562
04-05	Jamie Cavey	220-399	.551
05-06	Megan Skouby	161-292	.551
06-07	Nicole VanderPol	56-114	.491
07-08	Megan Skouby	115-228	.504
08-09	JoAnn Hamlin	83-169	.491

3-PT FG Percentage
(Minimum 40 attempts)

Year	Player	3PT-3PTA	Pct.
87-88	Franthea Price	28-46	.608
88-89	Franthea Price	22-67	.328
89-90	Franthea Price	47-108	.451
90-91	Steph Schueler	30-79	.380
91-92	Laurie Aaron	12-59	.203
92-93	Laurie Aaron	24-68	.353
93-94	Nicole Tunsil	23-56	.411
94-95	Tiffany Gooden	27-87	.310
95-96	Tiffany Gooden	24-66	.364
96-97	Mary Berdo	21-60	.350
97-98	Nadine Domond	46-152	.303
98-99	Lindsey Meder	49-114	.449
99-00	Lindsey Meder	60-162	.370
00-01	Leah Magner	48-121	.397
01-02	Lindsey Meder	84-194	.433
02-03	Jenna Armstrong	29-84	.345
03-04	Kristi Faulkner	57-129	.442
04-05	Crystal Smith	49-136	.360
05-06	Kristi Smith	22-53	.415
06-07	Kristi Smith	45-91	.495
07-08	Wendy Ausdemore	78-171	.456
08-09	Kristi Smith	65-157	.414

FT Percentage
(Minimum 50 attempts)

Year	Player	FT-FTA	Pct.
74-75	Kathy Peters	21-50	.420
75-76	Kathy Peters	45-77	.584
76-77	Cindy Haugejorde	52-75	.693
77-78	Lynn Oberbilling	56-66	.848
78-79	Cyndi Gaule	65-81	.802
79-80	Cindy Haugejorde	106-131	.809
80-81	Lisa Anderson	71-84	.845
81-82	Melinda Hippen	49-62	.790
82-83	Kristen Johnson	46-59	.780
83-84	Lisa Anderson	52-71	.732
84-85	Lisa Becker	52-75	.693
85-86	Michelle Edwards	56-74	.757
86-87	Michelle Edwards	80-108	.741
87-88	Jolynn Schneider	91-130	.700
88-89	Franthea Price	61-84	.726
89-90	Franthea Price	85-104	.817
90-91	Stephanie Schueler	45-57	.790
91-92	Laurie Aaron	74-104	.712
92-93	Tia Jackson	75-95	.790
93-94	Necole Tunsil	23-56	.803
94-95	Tia Jackson	86-106	.811
95-96	Nadine Domond	67-84	.798
96-97	Angela Hamblin	45-63	.714
97-98	Amy Herrig	103-125	.824
98-99	Amy Herrig	133-169	.787
99-00	Cara Consuegra	122-149	.819
00-01	Lindsey Meder	101-113	.894
01-02	Lindsey Meder	61-77	.792
02-03	Kristi Faulkner	145-165	.879
03-04	Kristi Faulkner	92-106	.868
04-05	Crystal Smith	93-121	.769
05-06	Crystal Smith	125-147	.850
06-07	Wendy Ausdemore	55-61	.902
07-08	Kristi Smith	86-108	.796
08-09	Wendy Ausdemore	52-57	.912

Scoring

Year	Iowa Pts.	Avg.	Opponent	Avg.
74-75	1048	49.9	Unavailable	
75-76	1548	55.2	Unavailable	

76-77	1387	66.0	Unavailable		
77-78	1631	70.9	Unavailable		
78-79	2220	76.5	Unavailable		
79-80	1986	68.5	Unavailable		
80-81	1816	72.6	1946	77.8	
81-82	1559	62.4	1818	72.7	
82-83	1694	62.7	1916	70.9	
83-84	1777	65.8	1588	58.8	
84-85	1797	64.2	1552	55.4	
85-86	1935	66.7	1654	57.0	
86-87	2203	71.1	1764	56.9	
87-88	2406	77.6	1785	57.6	
88-89	2409	75.3	1912	59.8	
89-90	2210	76.2	1679	57.9	
90-91	2035	67.8	1777	59.2	
91-92	2051	70.7	1681	58.0	
92-93	2258	72.8	1683	54.3	
93-94	1788	63.9	1617	57.8	
94-95	1644	58.7	1641	58.6	
95-96	2150	69.4	1842	59.4	
96-97	2018	67.3	1798	59.9	
97-98	1987	68.5	1887	65.1	
98-99	1900	70.4	1955	72.4	
99-00	1816	67.3	1910	70.7	
00-01	1927	76.7	1830	69.6	
01-02	2209	76.2	2032	70.1	
02-03	2376	72.0	2344	71.0	
03-04	2129	73.4	2130	73.4	
04-05	2304	69.8	2126	64.4	
05-06	2097	72.3	1913	66.0	
06-07	2034	67.8	2150	71.7	
07-08	2102	65.7	1925	60.2	
08-09	2176	68.0	2045	63.9	

Rebounding

Year	Iowa Reb.	Avg.	Opponent	Avg.
74-75	654	31.1	Unavailable	
75-76	1131	40.3	Unavailable	
76-77	744	35.4	Unavailable	
77-78	965	41.9	Unavailable	
78-79	1173	40.4	Unavailable	
79-80	1089	37.6	Unavailable	
80-81	983	39.0	1257	50.0
81-82	973	38.9	1085	43.4
82-83	972	36.0	1199	44.4
83-84	1016	37.6	917	33.9
84-85	1105	39.5	1016	36.3
85-86	1051	36.2	1008	34.7
86-87	1163	37.5	1060	34.2
87-88	1210	39.0	1087	35.1
88-89	1224	38.3	1061	33.2
89-90	1129	38.9	1002	34.6
90-91	1155	38.5	1042	34.7
91-92	1129	38.9	1018	35.1
92-93	1297	41.8	1046	33.7
93-94	1086	38.8	966	34.5
94-95	1144	40.9	1066	38.1
95-96	1298	41.9	1147	37.0
96-97	1103	36.8	983	32.8
97-98	1156	37.5	1083	34.7
98-99	1022	37.9	965	35.7
99-00	1067	39.5	1059	39.2
00-01	1203	38.8	1148	37.0
01-02	1167	40.2	1059	36.5
02-03	1275	38.6	1222	37.0
03-04	1048	36.1	1094	37.7
04-05	1226	37.2	1091	33.1
05-06	1034	35.7	1068	36.8
06-07	1055	35.2	1033	34.4
07-08	1185	37.0	1067	33.3
08-09	1212	37.9	1163	36.3

Assists

Year	Iowa	Avg.	Opponent	Avg.
79-80	369	12.7	Unavailable	
81-82	329	13.2	396	15.8
81-82	287	19.1	362	24.1
82-83	300	11.1	380	14.0
83-84	439	16.3	340	12.6
84-85	387	13.8	316	11.3
85-86	452	15.5	317	10.9
86-87	512	16.5	397	12.8
87-88	461	14.9	296	9.5
88-89	492	15.4	373	11.7
89-90	465	16.0	309	10.7
90-91	494	16.5	402	13.4
91-92	490	16.9	320	11.0
92-93	393	12.7	292	9.4
93-94	431	15.4	326	11.6
94-95	364	12.9	371	13.3
95-96	428	16.5	315	12.1
96-97	471	15.7	342	11.4
97-98	463	16.0	368	12.7
98-99	432	16.6	435	16.7
99-00	345	12.8	409	15.1
00-01	572	18.5	435	14.0
01-02	518	17.9	407	14.0
02-03	567	17.2	468	14.2
03-04	485	16.7	434	15.0
04-05	531	16.1	463	14.0
05-06	486	16.8	422	14.6
06-07	479	16.0	445	14.8
07-08	501	15.7	366	11.4
08-09	488	15.3	400	12.5

Steals

Year	Iowa	Avg.	Opponent	Avg.
81-82	172	6.9	191	7.6
82-83	251	9.3	250	9.2
83-84	258	9.6	194	7.2
84-85	206	7.3	145	5.1
85-86	298	10.2	148	5.1
86-87	328	10.6	171	5.5
87-88	393	12.7	175	5.6
88-89	414	12.9	221	6.9
89-90	349	12.0	158	5.5
90-91	301	10.0	248	8.3
91-92	365	12.6	187	6.4
92-93	345	11.1	200	6.5
93-94	211	7.5	191	12.0
94-95	240	8.6	217	7.8
95-96	216	8.3	191	7.3
96-97	247	8.2	217	7.2
97-98	196	6.8	223	7.7
98-99	166	6.3	220	8.4
99-00	189	7.0	204	7.6
00-01	299	9.6	231	7.5
01-02	225	7.8	272	9.4
02-03	289	8.8	338	10.2
03-04	244	8.4	288	9.9
04-05	292	8.8	314	9.5
05-06	255	8.8	254	8.8
06-07	184	6.1	263	8.8
07-08	195	6.1	275	8.6
08-09	162	5.1	241	7.5

3-PT FG Percentage

Year	Iowa	Pct.	Opponent	Pct.
87-88	33-86	.384	41-178	.230
88-89	35-100	.350	78-180	.433
89-90	80-200	.400	73-199	.367
90-91	34-108	.315	68-212	.321
91-92	18-90	.200	107-313	.313
92-93	42-143	.294	96-314	.306
93-94	51-139	.367	125-401	.312
94-95	78-284	.275	96-356	.270
95-96	74-216	.343	97-303	.320
96-97	74-256	.289	128-414	.309
97-98	63-221	.285	139-366	.380
98-99	93-247	.377	116-385	.301
99-00	122-388	.314	119-318	.374
00-01	175-473	.370	121-437	.277
01-02	199-554	.359	125-394	.317
02-03	156-497	.314	177-550	.322
03-04	176-483	.364	156-459	.340
04-05	155-452	.343	204-565	.361
05-06	142-395	.359	141-477	.296
06-07	157-391	.402	174-501	.347
07-08	197-506	.389	154-527	.292
08-09	196-537	.365	167-539	.310

FG Percentage

Year	Iowa	Pct.	Opponent	Pct.
74-75	453-1177	.385	Unavailable	
75-76	664-2056	.323	Unavailable	
76-77	581-1461	.397	Unavailable	
77-78	651-1610	.404	Unavailable	
78-79	893-1967	.453	Unavailable	
79-80	819-1931	.424	Unavailable	
80-81	739-1707	.433	820-1821	.450
81-82	625-1576	.397	731-1632	.448
82-83	685-1729	.396	792-1733	.457
83-84	745-1621	.460	630-1498	.420
84-85	774-1679	.461	605-1562	.387
85-86	846-1737	.487	639-1541	.415
86-87	928-1919	.484	701-1677	.418
87-88	997-2009	.496	687-1757	.391
88-89	977-2018	.484	747-1760	.424
89-90	893-1922	.465	632-1518	.416
90-91	822-1732	.475	668-1661	.402
91-92	842-1793	.470	597-1528	.391
92-93	890-1943	.458	657-1711	.384
93-94	709-1651	.429	584-1493	.391
94-95	618-1640	.377	580-1502	.386
95-96	809-1915	.423	661-1750	.378
96-97	801-1721	.465	634-1589	.349
97-98	769-1662	.463	668-1658	.403
98-99	720-1612	.447	745-1664	.448
99-00	649-1685	.385	669-1569	.426
00-01	847-1927	.440	783-1830	.428
01-02	788-1773	.444	747-1784	.419
02-03	854-1943	.440	873-2061	.424
03-04	760-1739	.437	786-1787	.440
04-05	858-1831	.469	814-1998	.407
05-06	754-1655	.456	742-1789	.415
06-07	708-1657	.427	786-1760	.447
07-08	766-1736	.441	688-1820	.378
08-09	759-1758	.432	779-2009	.388

FT Percentage

Year	Iowa	Pct.	Opponent	Pct.
74-75	142-302	.420	Unavailable	
75-76	220-400	.550	Unavailable	
76-77	225-403	.558	Unavailable	
77-78	329-511	.643	Unavailable	
78-79	434-663	.654	Unavailable	
79-80	348-516	.667	Unavailable	
80-81	338-455	.744	306-461	.664
81-82	309-440	.702	356-531	.670
82-83	324-467	.694	332-503	.660
83-84	287-463	.620	328-491	.668
84-85	249-415	.600	342-499	.685
85-86	243-406	.599	377-565	.667
86-87	347-555	.625	360-537	.670
87-88	369-551	.670	368-539	.683
88-89	420-618	.680	340-517	.658
89-90	344-499	.689	342-508	.673
90-91	357-556	.642	373-591	.631
91-92	349-535	.652	380-585	.650
92-93	436-647	.674	273-423	.645
93-94	319-477	.669	324-484	.669
94-95	330-512	.645	358-581	.663
95-96	442-658	.672	404-575	.703
96-97	342-487	.702	402-581	.692
97-98	386-558	.692	412-596	.691
98-99	367-544	.675	349-492	.709
99-00	396-557	.711	453-633	.716
00-01	510-709	.719	470-660	.712
01-02	434-623	.697	413-576	.717
02-03	512-689	.743	421-634	.664
03-04	433-563	.769	402-570	.705
04-05	433-615	.704	294-393	.748
05-06	447-588	.760	288-415	.694
06-07	461-585	.788	404-564	.716
07-08	373-509	.733	395-560	.705
08-09	462-583	.792	320-477	.671

2008 Championship

Hawkeye Challenge History

This season marks the 24th year that the Iowa women's basketball team will host its annual Hawkeye Challenge. Iowa has won 18 of the 23 tournaments and boast a staggering 40-6 record. The Hawkeyes will gun for their 19th tournament title when they play Santa Clara in the opening round Nov. 14 to open the season. The other first round match-up pits UCLA against Illinois State.

Saturday, Nov. 14
Santa Clara vs. Iowa -- 2:30 p.m.
UCLA vs. Illinois State -- 12 p.m.

Sunday, Nov. 14
Santa Clara vs. UCLA/Illinois State -- 11:30 a.m.
Iowa vs. UCLA/Illinois State -- 2 p.m.

1985 Amana
Hawkeye Classic
Iowa 75, Bradley 39
Memphis State 68, NC State 58
NC State 82, Bradley 42 (3rd)
Iowa 77, Memphis State 56 (1st)

1986 Amana
Hawkeye Classic
Tennessee 86, Providence 70
Iowa 70, Boston 48
Providence 74, Boston 60 (3rd)
Tennessee 74, Iowa 56 (1st)

1987 Amana
Hawkeye Classic
Georgia 58, Southern Illinois 53
Iowa 85, Missouri 71
Southern Illinois 69, Missouri 51 (3rd)
Iowa 66, Georgia 56 (1st)

1988 Amana
Hawkeye Classic
Iowa 73, Miami of Ohio 44
Wake Forest 79, Eastern Illinois 66
Eastern Illinois 63, Miami of Ohio 59 (3rd)
Iowa 78, Wake Forest 62 (1st)

1989 Amana
Hawkeye Classic
Iowa 90, Howard 57
Connecticut 93, Penn State 84 (OT)
Penn State 107, Howard 69 (3rd)
Iowa 81, Connecticut 49 (1st)

1990 Amana
Hawkeye Classic
Iowa 81, UCLA 52
LSU 74, Kansas 63
Kansas 76, UCLA 63 (3rd)
Iowa 73, LSU 65 (OT, 1st)

1991 Amana
Hawkeye Classic
Washington 101, Northern Illinois 91 (2OT)
Iowa 97, Ohio 52
Northern Illinois 73, Ohio 63 (3rd)
Iowa 58, Washington 39 (1st)

1992 Amana
Hawkeye Classic
Charlotte 57, Kentucky 54
Iowa 74, West Virginia 44
Kentucky 73, West Virgina 63 (3rd)
Iowa 60, UNC Charlotte 38 (1st)

1993 Prairie Lights
Hawkeye Classic
Iowa 68, Laurentian 53
La. Tech 65, Butler 61
Butler 73, Laurentian 63 (3rd)
Iowa 70, La. Tech 66 (1st)

1994 Prairie Lights
Hawkeye Classic
Southern Cal 87, Marquette 76
Iowa 60, James Madison 30
Marquette 81, James Madison 65 (3rd)
Iowa 65, Southern Cal 55 (1st)
1995 Prairie Lights Hawkeye Classic
UC Santa Barbara 68, Maryland 52
Iowa 64, Stephen F. Austin 58
Maryland 67, Stephen F. Austin 63 (3rd)
Iowa 68, UC Santa Barbara 57 (1st)

1996 **- No Classic Held**

1997 Prairie Lights
Hawkeye Classic
Washington 75, Kansas 64
Iowa 56, CS Northridge 67
Kansas 79, CS Northridge 66 (3rd)
Washington 63, Iowa 62 (1st)

1998 Hawkeye Classic
(Only three teams)
Missouri 80, Princeton 56
Iowa 59, Princeton 44
Iowa 75, Missouri 68 (1st)

1999 Gazette
Hawkeye Classic
Iowa 92, Bradley 49
Syracuse 81, Chicago State 55
Bradley 77, Chicago State 42 (3rd)
Iowa 76, Syracuse 73 (1st)

2000 Gazette
Hawkeye Challenge
Iowa 99, Western Illinois 54
Nevada-Reno 82, American 59
Western Illinois 72, American 66 (3rd)
Iowa 73, Nevada-Reno 59 (1st)

2001 Gazette
Hawkeye Challenge
Kent State 74, UAB 59
Iowa 86, UTPA 38
UAB 102, UTPA 75 (3rd)
Iowa 76, Kent State 65 (1st)

2002 KCRG-TV9
Hawkeye Challenge
Charlotte 61, Murray State 44
Iowa 84, IUPUI 75 (OT)
Murray State 70, IUPUI 66 (OT, 3rd)
Iowa 85, Charlotte 70 (1st)

2003 KCRG-TV9
Hawkeye Challenge
Houston 66, Gonzaga 54
Iowa 83, Butler, 60
Gonzaga 65, Butler 59 (3rd)
Houston 70, Iowa 64 (1st)

2004 KCRG-TV9
Hawkeye Challenge
Missouri 68, Northern Illinois 61
Iowa 66, Southern Illinois 50
Northern Illinois 61, Southern Illinois 43 (3rd)
Iowa 75, Missouri 54 (1st)

2005 KCRG-TV9
Hawkeye Challenge
Rutgers 76, San Jose State 64
Iowa 79, Vermont 57
Vermont 55, San Jose State 52 (3rd)
Rutgers 57, Iowa 51 (1st)

2006 KCRG-TV9
Hawkeye Challenge
Iowa 93, Quinnipiac 77
Florida International 64, Florida A&M 50
Quinnipiac 64, Florida A&M 45 (3rd)
Iowa 72, Florida International 62 (1st)

2007 KCRG-TV9
Hawkeye Challenge
Iowa 87, Northern Illinois 43
Wyoming 66, Saint Joseph's 64
Northern Illinois 90, Saint Joseph's 82 (3rd)
Wyoming 54, Iowa 50 (1st)

2008 KCRG-TV9
Hawkeye Challenge
Iowa 83, Boston University 58
Providence 68, Portland 61 (OT)
Portland 74, Boston University 62 (3rd)
Iowa 64, Providence 46 (1st)

LETTERWINNERS

Name	Years	Hometown
Laurie Aaron	89-93	Detroit, MI
Katie Abrahamson	88-90	Cedar Rapids, IA
Holly Andersen	81-82	Morton Grove, IL
Lisa Anderson	80-84	Oregon, WI
Robin Anderson	80-85	Brandt, SD
Jenna Armstrong	01-05	Stockton, MO
Wendy Ausdemore	05-09	Neola, IA
Cheryl Baker	82-84	Grinnell, KS
Lisa Becker	83-87	Cedar Rapids, IA
Sue Beckwith	76-80	Boone, IA
Mary Berdo	96-97, 99-01	Washington, IA
Shanda Berry	85-89	Oelwein, IA
Tricia Blair	83-87	McFarland, WI
Myesha Bledsoe	1999	Milwaukee, WI
Demetria Bright	90-92	Lexington, KY
Beatrice Bullock	98-02	Anchorage, AK
April Calhoun	01-03	New Hope, MN
Jamie Cavey	01-05	Mechanicsville, IA
Kelsey Cermak	07-	Norwalk, IA
Robin Christian	85-89	Roxbury, MA
Karen Clayton	92-96	Raleigh, NC
Cara Consuegra	97-01	Mt. Airy, MD
Connie Davis	80-84	DeKalb, IL
Virgie Dillingham	90-94	Richmond, KY
Nadine Domond	94-98	Bridgeport, CT
Hannah Draxten	08-	Fergus Falls, MN
Pam DuBose	83-85	Detroit, MI
Michelle Edwards	84-88	Boston, MA
Simone Edwards	93-97	Kingston, Jamaica
Abby Emmert	04-08	Winterset, IA
Kristi Faulkner	01-04	Glen Ellyn, IL
Molly Finn	78-81	Columbus, OH
Toni Foster	89-93	Chicago, IL
Donna Freitag	81-83	Oregon, WI
Stacy Frese	95-96	Cedar Rapids, IA
Marva Fuller	84-88	Holly, MI
Angela Gallagher	75-81	Chillicothe, IL
Cyndi Gaule	78-81	Burlington, IA
Julie Genzen	81-83	Bloomington, IL
Lindsay Geoffroy	01-04	Los Alamitos, CA
Jeneé Graham	04-08	Bolingbrook, IL
Tiffany Gooden	94-98	Fort Wayne, IN
Connie Grauer	82-86	Cherokee, IA
Felicia Hall	87-91	Shreveport, LA
Angela Hamblin	95-98	Gary, IN
Andrea Harmon	90-94	Oklahoma City, OK
Cindy Haugejorde	76-80	Parkville, MN
Jane Heilskov	79-81	Hampton, IA
Amy Herrig	95-99	Dubuque, IA
Melinda Hippen	80-82	Parkersburg, IA
Kim Howard	78-82	Estherville, IA
Tia Jackson	90-95	Mardela Springs, MD
Patrice Jennings	98-00	Chicago, IL
Hilleri Jennings	99-00	Manly, IA
Cindy Johnson	78-81	Indianola, IA
Kristen Johnson	82-86	Rochester, MN
Shante Jones	08-	Carroll, OH
Morgan Kasperek	02-06	Hinsdale, IL
Darleen Kendel	81-82	Barbeton, OH
Lynn Kennedy	83-87	Irvington, NJ
Ann Kildahl	82-83	Tomah, WI
Carmen Kinrade	78-79	Maquoketa, IA

Timicha Kirby	94-95	Lynwood, CA
Kari Knopf	97-98	Des Moines, IA
Susan Koering	93-97	Stanwood, IA
Kelly Krei	08-	Iowa City, IA
Jolette Law	86-90	Florence, SC
Angie Lee	80-84	Paxton, IL
Angie Lewis	83-85	Largo, MD
Jennie Lillis	00-04	Urbandale, IA
Lisa Long	83-87	Newark, NJ
Terri Lusignan	78-82	Park Ridge, IL

Name	Years	Hometown
Antonia Macklin	91-95	Boston, MA
Leah Magner	98-02	Palmer, AK
Cathy Marx	90-94	East Moline, IL
Jenni Mayer	75-77	Winthrop Harbor, IL
Maureen McAlpine	82-86	Rochester, MN
Becca McCann	00-04	Saginaw, MI
Erin McGrane	77-80	Dubuque, IA
Tammy McKay	83-87	McFarland, WI
Rena McMillon	87-89	Pompano Beach, FL
Lindsey Meder	98-02	Solon, IA
Teresa Meyer	75-79	Overland Park, KS
Becky Moessner	75-78	Waterloo, IA
Barb Mueller	75-80	Paullina, IA
Kim Nelson	81-83	Denison, IA
Jenny Noll	93-97	Muscatine, IA
Lindsey Nyenhuis	05-09	Grand Rapids, MI
Lynn Oberbillig	75-78	Northampton, MA
Amber O'Brien	99-03	Worthington, MN
Lori Offergeld	77-81	Chicago, IL
Shannon Perry	94-98	Carson, CA
Katharine Peters	75-78	Dubuque, IA
Randi Peterson	97-01	Cedar Falls, IA
Laura Podolak	98-00	Basalt, CO
Ebone Pope	04-06	Ottumwa, IA
Franthea Price	86-90	River Rouge, MI
Cassandra Rahming	88-92	W. Palm Beach, FL
Jody Ratigan	86-90	Neola, IA
Erinn Reed	93-94	Saginaw, MI
Tiffany Reedy	02-06	Dysart, IA
Jackie Regel	79-83	Glen Ellyn, IL
Joni Rensvold	78-80	Cedar Falls, IA
Lindsay Richards	02-03	Barrington, IL
Maureen Riopelle	80-81	Appleton, WI
Sue Roeder	78-81	Dubuque, IA
Kris Rogers	76-82	Iowa City, IA
Margie Rubow	75-78	Brighton, CO
Stacy Schlapkohl	04-08	Durant, IA
Jolynn Schneider	84-88	Grosse Pointe, MI
Tracy Schrupp	99-03	Gillette, WY
Stephanie Schueler	87-91	Sioux Falls, SD
Becky Shrigley	88-92	Nashua, NH
Laura Shawver	75-79	San Francisco, CA
Megan Skouby	05-09	Mentor, OH
Crystal Smith	02-06	Haughton, LA
Kristi Smith	05-09	Thornton, CO
Tangela Smith	94-98	Chicago, IL
Johanna Solverson	02-05, 08	Lake Zurich, IL
Karen Swanson	78-79	
LaTonya Tate	88-92	Detroit, MI
Jill Taylor	88-90	Ambler, PA
Molly Tideback	90-93	Waterloo, IA
DeDe Towe	76-80	Alburnett, IA
Necole Tunsil	90-94	St. Petersburg, FL
Nicole VanderPol	05-09	Grundy Center, IA
Krista VandeVenter	04-08	Osseo, MN
Chinyere Vann	96-97	Brooklyn, NY
Shirley Vargason	75-78	St. Charles, IL
Polly Ven Horst	76-92	Dallas, TX
Amy Van Arkel	98-00	Cedar Falls, IA
Kamille Wahlin	08-	Crookston, MN
Tracy Washington	84-86	Philadelphia, PA
Jerica Watson	98-02	Milwaukee, WI
Lorelei Watts	87-89	Rock Island, IL
Trisha Waugh	88-91	Jefferson, IA
Melinda Welter	75-79	Glen Ellyn, IL
Diana Williams	75-80	Chicago, IL
Pam Williams	84-88	Chicago, IL
Malikah Willis	94-98	Cleveland, OH
Diane Wilson	76-81	New London, IA
Kris Wistrom	79-83	Des Moines, IA
Arneda Yarbrough	91-95	Racine, WI
Cheri Young	79-82	Muscatine, IA

IOWA ALL-TIME NUMBERS

#1	#2	#3	#4	#5	#10	#11
Amber O'Brien	Kristi Faulkner* Zoraa Quoie Kamille Wahlin	Myesha Bledsoe Abby Emmert	Stacy Frese Kadaiya Johns	Jerica Watson April Calhoun	Arneda Yarbrough Stephanie Schueler Tracy Washington Kris Rogers Chinyere Vann Kari Knopf Lindsey Meder Crystal Smith	Karen Clayton Cassandra Rahming Sue Roeder Jenna Armstrong* Kristi Smith Trisha Nesbitt



#33	#34	#35	#40	#41	#42	#43
Melinda Hippen Jane Heilskov Barb Muelle Katharine Peters Laura Podolak Deb Remmerde	Simone Edwards Molly Tideback Jolette Law Connie Grauer Connie Davis Cindy Johnson Lori Offergeld Becky Moessner Johanna Solverson	Timicha Kirby Kristen Johnson Diane Wilson Teresa Meyer	Melinda Hippen Gail Hudash Erin McGrane Laura Shawver Tracy Schrupp Stacy Schlapkohl	Darlene Kandel Terri Lusignan Cheri Young Karen Swanson Lynn Oberbillig	Tiffany Gooden Cathy Marx Shanda Berry Julie Genzen Diane Wilson Jackie Regel Cyndi Gaule Tiffany Reedy	Connie Davis Cindy Haugejorde Nicole VanderPol

Thirty-four different numbers have been worn by the Hawkeyes throughout the years. Michelle Edwards (# 30) is the only Hawkeye to have her jersey retired. Incoming freshmen will be wearing the following numbers: Trisha Nesbitt (#11), Morgan Johnson (#12), Theairra Taylor (#23), Jaime Printy (#24). Only two basketball numbers have never been worn by an Iowa player (# 00 and # 53).

#12

Laurie Aaron
Lorelei Watts
Tammy McKay
Maureen Riopelle
Sue Beckwith
Margie Rubow
Leah Magner
Jenna Armstrong
Morgan Johnson
Nadine Domond
Kim Nelson
Sue Beckwith `
April Calhoun*

#21

Shante Jones
Felicia Hall
Lynn Kennedy
Lindsay Geoffroy
Shannon Perry
Virgie Dillingham
Patrice Jennings
Ebone Pope
Antonia Macklin
Angie Lewis
Lindsay Richards
Kelly Krei
Necole Tunsil

#22

Robin Christian
Tricia Blair
Jenni Mayer
Cara Consuegra
Kachine Alexander

#23

Susan Koering
Becky Shrigley
Jolynn Schneider
Lisa Anderson
Joni Rensvold
Shirley Vargason
Mary Berdo
Kristi Faulkner
Kelsey Cermak

#24

Demetria Bright
Robin Anderson
Molly Finn
DeDe Towe
Mary Berdo
Amy Van Arkel
Theairra Taylor

#25

Angela Hamblin
Katie Abrahamson
Rena McMillon
Lisa Long
Angie Lee
Carmen Kinrade
Melinda Welter
Jeneé Graham
Jaime Printy

Franthea Price
Pam DuBose
Diana Williams

#30

Michelle Edwards
Angie Lee
Polly Ven Horst

Malikah Willis
Andrea Harmon
Jill Taylor
Donna Freitag
Kris Wistrom
Terri Lusignan
Diane Wilson
Barb Mueller
Hannah Draxten

Natalie Chambers
Erinn Reed
LaTonya Tate
Pam Williams
Ann Kildahl
Kim Howard
Angela Gallagher
Tia Jackson
Jody Ratigan
Maureen McAlpine
Wendy Ausdemore

#44

Trisha Waugh
Marva Fuller
Cheryl Baker
Beatrice Bullock
Megan Skouby

#45

Randi Peterson
Morgan Kasperek
JoAnn Hamlin

#50

Tangela Smith
Jennie Lillis
Lindsey Nyenhuis
Gabby Machado

#51

Lisa Becker
Krista VandeVenter

#52

Holly Andersen
Hilleri Jennings
Jamie Cavey

#54

Amy Herrig
Toni Foster
Becca McCann

#55

Jenny Noll

UNIVERSITY OF IOWA SPORTS INFORMATION

PHIL HADDY
SPORTS INFORMATION DIRECTOR

STEVE ROE
ASSOCIATE SPORTS INFORMATION DIRECTOR

MATT WEITZEL
ASSISTANT SPORTS INFORMATION DIRECTOR

TRACI WAGNER
ASSISTANT SPORTS INFORMATION DIRECTOR

Coordinating media operations for the Iowa women's basketball team is Assistant Sports Information Director Aaron Blau. The entire Iowa staff is available to answer questions, fill requests, arrange interviews, provide photographs and assist the media in obtaining information on the Hawkeyes. The Iowa Hawkeyes will practice from 9 a.m.-12 p.m. on Monday, Wednesday and Friday and 8 a.m.-11 a.m. Tuesday and Thursday.

Credential Requests:

Credential requests should be made by e-mail or by fax on company letterhead. Requests made 10 days in advance will be mailed. All others not secured by game day may be picked up at the Sports Information Office during regular business hours or prior to the game at Will Call, located at the northwest entrance of Carver-Hawkeye Arena near the Ticket Office.

Press Row:

Press Row is located on the northwest side of Carver-Hawkeye Arena behind the Iowa team bench. Television cameras and visiting team video equipment are not allowed at Press Row. Space for this equipment is available upon request on the east side of Carver-Hawkeye Arena at concourse level.

Postgame Interviews:

Postgame interviews with the head coaches and selected players from both teams will be held in the Press Room located up the tunnel at the north end of Carver-Hawkeye Arena. Requests for players should be directed to a member of the sports information staff during the second half of each game. Interviews will begin after a required 10-minute "cooling-off" period. Only members of the working press with proper credentials will be allowed in the Hospitality and Press rooms. Locker rooms are closed to the media.

Lodging:

Motels in the Iowa City area that have both a restaurant and lounge are the: Cantebury Inn (351-0400), Fairfield Inn (337-8382), Hampton Inn Suites (351-6600), Holiday Inn (351-6600), Iowa House Hotel (335-3513), Quality Inn on Highlander Plaza (354-2000), Sheraton (337-4058), Mariott Hotel (668-4000) and Red Roof Inn (337-9797). The area code is 319.

Gameday Services:

The Iowa Sports Information staff will provide play-by-play and statistics at halftime and following the game. Quotes from the coaches and players interviewed at the postgame press conference will be made available upon request. Please make arrangements for this service prior to the game.

E-Mail Services:

All game notes and post-game statistics and play-by-play are available via e-mail in pdf format. To be placed on the e-mail list, contact a member of the sports information staff. This information is also posted timely on the official Iowa website:

hawkeyesports.com

FAX Services:

One FAX machine is available to members of the working media free of charge on a first-come, first-serve basis. Please make arrangements for its use with a member of the Iowa Sports Information staff prior to the game.

High Speed Internet Access:

Hard wire high speed internet access is available at press row in Carver-Hawkeye Arena. Wireless access is not available in the arena.

AARON BLAU
ASSISTANT SPORTS INFORMATION DIRECTOR

CHRIS BREWER
ASSISTANT SPORTS INFORMATION DIRECTOR

THERESA WALENTA
SPORTS INFORMATION SECRETARY

Telephones:
Several telephones are available to members of the working press in the Sports Information Office, Room 157 of Carver-Hawkeye Arena. Please make arrangements for entry into the office with a member of the Iowa Sports Information staff prior to the game. Should you need a telephone on press row, please make arrangements by calling Telecommunications at: (319) 335-2945.

Sports Information Mailing Address:
157 Carver-Hawkeye Arena
Iowa City, Iowa, 52242-1020

Sports Information Phone Numbers:
Basketball Contact: Aaron Blau
Secondary Basketball Contact: Chris Brewer
Office Phone: (319) 335-9411
Blau Cell: (319) 430-5103
E-Mail Address: aaron-blau@hawkeyesports.com

Sports Information Director: Phil Haddy
Associate Sports Information Director: Steve Roe
Assistant Sports Information Director: Traci Wagner
Assistant Sports Information Director: Aaron Blau
Assistant Sports Information Director: Chris Brewer
Secretary: Theresa Walenta
Student Assistants: Ashley Carlson, Stephanie Dittmer, Nick Hegland, Nathan Sheehan, Patrick Sojka and Jenni Stumpff
Press Row Phone: (319) 335-7284
Office Fax: (319) 335-9417

Internet Web Address:
Updated information on the Iowa women's basketball team is available on the University of Iowa's athletic department home page on the Internet. Game notes, post-game reports, player and coaches bios, player game-by-game statistics, team overall and conference statistics and more can be found on the web site. The address is:

hawkeyesports.com

THE HAWKEYE VISIONS ENDOWMENT PROGRAM

The Hawkeye Visions Endowment Program: Investing in a Winning Future, is an on-going campaign, which seeks to create endowed scholarships for all starting positions in UI athletics. The program currently includes 124 fully endowed scholarships, 57 partially endowed scholarships, 25 scholarships that are in the development stages and approximately 35 future scholarship gifts. The following scholarships will be awarded for the 2009-10 academic year:

VISIONARY LEVEL SCHOLARSHIPS

Beth and Bob Allsop Point Guard Scholarship
Ray Carlson Lineman Scholarship
Mark Falb Quarterback Scholarship
Bill and John Fenton Football Scholarship
George C. and Nora Foerstner Memorial Football Scholarships
Russ and Ann Gerdin Family Football Scholarships
Russ and Ann Gerdin Family Men's Basketball Scholarships
Russ and Ann Gerdin Family Women's Basketball Scholarship
Russ and Ann Gerdin Family Wrestling Scholarship
Russ and Ann Gerdin Family Athletic Scholarship
Leonard A. and Marlene S. Hadley Center Football Scholarship
Jim and Rhonda Juhlin Men's Basketball Scholarship
Gus and Theo Mastrogany End Scholarship
John and Peg Slusher Softball Catcher Scholarship
Arthur E. Stanley Football Scholarships
Dale L. Tieden Football Scholarships
Jim and Susan Woods Offensive Lineman Scholarship

LEADERSHIP LEVEL SCHOLARSHIPS

Dr. C.F. "Larry" and Lois Barrett Football Scholarship
Micheal and Patricia Beal Women's Basketball Scholarship
John and Ruth Beckman Scholarships
P. Sue Beckwith, M.D., Women's Basketball Scholarship
P. Sue Beckwith, M.D., Rowing Scholarship
Warren and Harriet Berman Family Football Scholarship
Warren and Harriet Berman Family Men's Basketball Scholarship
Mike Boddicker Baseball Scholarship
Lester Bookey Memorial Scholarship
Patty and Tom Buroker Football Scholarship
Tom and Lori Cardella Football Scholarship
B.W. "Wayne" Carpenter Football Scholarship
Carver Scholarship/Slater Award
Gene and Jennie Clay Football Scholarship
John and Mary Ann Colloton Men's Basketball Scholarship
John and Mary Ann Colloton Football Scholarship
John and Mary Ann Colloton Women's Basketball Scholarship
John and Mary Ann Colloton Wrestling Scholarship
Catherine Nacke Cooper Men's Basketball Scholarship
Tom and Shari Davis Men's Basketball Manager Scholarship
Doran Family Gymnastics Scholarship
C.W. "Bump" Elliot Football Scholarship
Dr. Brent and Ellen Feller Men's Basketball Scholarship
John Ferentz Memorial Football Scholarship
Hayden Fry Captain's Scholarship
Eugene and Pat Gauron Women's Tennis Scholarship
Al Grady Memorial Football Scholarship
Donald W. and Marilyn Heineking Baseball Scholarship
Donald W. and Marilyn Heineking Football Scholarship
Donald W. and Marilyn Heineking Men's Cross Country/Track Scholarship
Donald W. and Marilyn Heineking Men's Basketball Manager's Scholarship
Donald W. and Marilyn Heineking Softball Scholarship
Donald W. and Marilyn Heineking Volleyball Scholarship
Donald W. and Marilyn Heineking Women's Basketball Scholarship
Donald W. and Marilyn Heineking Wrestling Scholarship
Theo and Glenda Hitchens Football Scholarship
Theo and Glenda Hitchens Men's Basketball Scholarship
James Hoak Men's Golf Scholarship
Iowa Style Wrestling Scholarship
Richard O. Jacobson Football Scholarship
Johnson County I-Club Football Scholarship
Johnson County I-Club Wrestling Scholarship
Bud and Georgia Johnson Women's Basketball Scholarship
Nile Kinnick Leadership Scholarship
Nile Kinnick Memorial Scholarships
Nile Kinnick Scholarship for Women
Ron and Carol Kirchhoff Men's Basketball Scholarship
W.A. Krause Football Scholarship
Gary Kurdelmeier Wrestling Scholarship
Robert and Dorothy Lee Scholarship
Jack and Ailene Liechty Men's Golf Scholarship
Jack and Ailene Liechty Football Scholarship
Jack and Ailene Liechty Men's Basketball Scholarship
Jack and Ailene Liechty Women's Basketball Scholarship
Linn County I-Club Football Scholarship
Brad and Anne Lohaus Men's Basketball Scholarship
Paul Mason Memorial Scholarship
Bob and Jo Lynne Meskimen Family Football Scholarship
Terry and Susan Mulligan Football Scholarship
Bucky O'Connor Men's Basketball Scholarship
Bucky O'Connor Men's Golf Scholarship
Dennis and Donna Oldorf Athletic Scholarship
Robert and Ruth Olson Football Scholarship
Bob and Dorothy Otto Football Scholarship
Dave Paulson Baseball Scholarship
Whitey and Grace Piro Football Scholarship
William and Kay Pitlik Wrestling Scholarship
William and Kay Pitlik Football Scholarships
William and Kay Pitlik Softball Scholarship
William and Kay Pitlik Women's Basketball Scholarship
William and Kay Pitlik Field Hockey Scholarship
Polk County I-Club Football Scholarship
Polk County I-Club Softball Scholarship
Bob Root Memorial Football Scholarship
Stella Wolff Sanford Women's Scholarship
John and Dorothy Sill Wrestling Scholarship
Roland and Esther Smith Men's Athletic Scholarships
Roland and Esther Smith Women's Athletic Scholarships
Dennis and Janice Oliver Strang Football Scholarship
Chris Street Memorial Men's Basketball Scholarship
John Streif Men's Basketball Scholarship
Ben Trickey Memorial Scholarship
Raymond K. and Susan K. Vawter Football Scholarship
W. David Ward Football Scholarship
Earl and Edna Yoder Football Scholarship

THE HAWKEYE VISIONS ENDOWMENT PROGRAM: INVESTING IN A WINNING FUTURE!

To make a gift or for more information about the Hawkeye Visions Endowment Program, please contact Sloane Tyler, Associate Director of Development, (319) 335-3305 or (800) 648-6973. The UI Foundation is the preferred channel of support for private contributions to all areas of The University of Iowa.

Required Gift Levels

Visionary Level Scholarship Level	$400,000
Leadership Level Scholarship Level	$200,000
Sustaining Level Scholarship Level	$50,000

***Sustaining Scholarships, along with a complete list of all scholarships are listed on our website: givetoiowa.org/hawkeye-visions**


HOME
COURT
ADVANTAGE
OVER 250 TOP COLLEGE PROGRAMS CHOOSE NIKE ELITE FOR THEIR GAME BALL
ELITE
CHAMPIONSHIP
NIKE ELITE

SEASON TICKETS ON SALE NOW!

Have a group of 20 or more?

Call the UI Sports marketing office at 319-335-9431 for special group rates.

hawkeyesports.com • 1 800 IA HAWKS