

# 2011-12 IOWA HAWKEYE BASKETBALL GAME NOTES



**3 Final Fours**  
**8 Big Ten Championships**  
**2 Big Ten Tournament Titles**

**GAME 34 // DAYTON (20-12, 9-7) at IOWA (17-16, 8-10)**  
**Tuesday, March 13, 2012 • 6:30 p.m. (CT)**  
**2012 National Invitation Tournament**  
**Iowa City, Iowa • Mediacom Court at Carver-Hawkeye Arena (15,400)**  
**Radio:** Hawkeye Radio Network  
**Radio Talent:** Gary Dolphin (pxp), Bob Hansen (analyst)  
**TV:** ESPN (HD)  
**TV Talent:** Bob Wischusen (pxp) and Dan Dakich (analyst)  
**Online Stream:** [ESPN3.com](http://ESPN3.com)  
**Live Stats / Audio:** [hawkeyesports.com](http://hawkeyesports.com)

### Iowa Athletic Communications

5300 Carver-Hawkeye Arena, Iowa City, IA 52242  
 Phone: 319-335-9411 • Fax: 319-335-9417  
[hawkeyesports.com](http://hawkeyesports.com) • [hawkeyebasketball.com](http://hawkeyebasketball.com)

**MBB CONTACT: MATTHEW WEITZEL**  
**office:** 319-335-6590 • **cell:** 319-430-8176  
**email:** [matthew-weitzel@hawkeyesports.com](mailto:matthew-weitzel@hawkeyesports.com)  
**Twitter:** @BigWeitz

### 2011-12 Schedule / Results 17-16 Overall, 8-10 Big Ten

Nov. 11	Chicago State	W, 96-53
Nov. 14	North Carolina A&T	W, 95-79
Nov. 17	Northern Illinois	W, 88-55
Nov. 20	vs. Creighton #	L, 59-82
Nov. 23	Campbell	L, 61-77
Nov. 26	IPFW	W, 82-72
Nov. 29	Clemson \$	L, 55-71
Dec. 3	Brown	W, 75-54
Dec. 6	at Northern Iowa	L, 60-80
Dec. 9	at Iowa State +	L, 76-86
Dec. 17	Drake	W, 82-68
Dec. 19	Central Arkansas	W, 105-64
Dec. 22	Boise State	W, 81-72
Dec. 28	Purdue	L, 76-79
Dec. 31	at #11 Wisconsin	W, 72-65
Jan. 4	at Minnesota	W, 64-62
Jan. 7	#6 Ohio State	L, 47-76
Jan. 10	at #10 Michigan State	L, 61-95
Jan. 14	#13 Michigan	W, 75-59
Jan. 17	at Purdue	L, 68-75
Jan. 26	Nebraska	L, 73-79
Jan. 29	at #16 Indiana	L, 89-103
Feb. 1	Minnesota	W, 63-59
Feb. 4	Penn State	W, 77-64
Feb. 9	at Northwestern	L, 64-83
Feb. 16	at Penn State	L, 64-69
Feb. 19	#18 Indiana	W, 78-66
Feb. 23	#15 Wisconsin	W, 67-66
Feb. 26	at Illinois	L, 54-65
Feb. 29	at Nebraska	W, 62-53
March 3	Northwestern	L, 66-70
March 8	vs. Illinois *	W, 64-61
March 9	vs. #8 Michigan State *	L, 75-92
March 13	vs. Dayton ^	6:30 p.m.

*all times listed are central*

# -- Dale Howard Classic -- Des Moines, Iowa  
 \$ -- Big Ten / ACC Challenge  
 + -- Iowa Corn Cy-Hawk Series  
 \* -- Big Ten Tournament, Indianapolis, Ind.  
 ^ -- National Invitation Tournament, Iowa City

### Pronunciation Guide

Kirk Speraw..... SPEAR-awe  
 Melsahn Basabe..... Bah-SAAB-ee  
 Andrew Brommer..... BRAU-mur  
 Josh Oglesby..... Oh-gulls-BEE  
 Gabriel Olaseni..... Oh-lah-SEHN-ee

AP NR  
 ESPN NR  
 RPI 130

## IOWA HAWKEYES

**2011-12 Record:** 17-16  
**Big Ten Record:** 8-10  
**Head Coach:** Fran McCaffery  
**Career Record:** 279-213 (16th year)  
**Iowa Record:** 28-36 (2nd year)

**STATISTICAL LEADERS**  
**Points:** Matt Gatens (15.7)  
**Rebounds:** Aaron White (5.5)  
**Assists:** Bryce Cartwright (4.4)  
**Steals:** Roy Devyn Marble (1.5)  
**Blocks:** Melsahn Basabe (1.0)

## GAME INFORMATION

**Date:** Tuesday, March 13, 2012  
**Tip-off:** 6:30 p.m. (CT)  
**Location:** Iowa City, Iowa  
**Arena:** Carver-Hawkeye Arena (15,400)  
**TV:** ESPN (HD) **Online:** [ESPN3.com](http://ESPN3.com)  
**Radio:** Hawkeye Radio Network  
 WMT-AM 600 (Cedar Rapids)  
 WHO-AM 1040 (Des Moines)  
 KXIC-AM 800 (Iowa City)

## SERIES

**Series:** Iowa leads, 1-0  
**at Iowa City:** First Meeting  
**Last Meeting:** Dec. 23, 1979 (UI, 61-54)  
**McCaffery vs. Dayton:** First Meeting  
**Miller vs. Iowa:** First Meeting

## MULTIMEDIA

**Audio / Live Stats:** [hawkeyesports.com](http://hawkeyesports.com)  
**Twitter Updates:** @IowaHoops

AP NR  
 ESPN NR  
 RPI 80

## DAYTON FLYERS

**2011-12 Record:** 20-12  
**Atlantic 10 Record:** 9-7  
**Head Coach:** Archie Miller  
**Career Record:** 20-12 (1st year)  
**Dayton Record:** 20-12 (1st year)

**STATISTICAL LEADERS**  
**Points:** Kevin Dillard (13.0)  
**Rebounds:** Chris Johnson (6.4)  
**Assists:** Kevin Dillard (6.0)  
**Steals:** Kevin Dillard (1.4)  
**Blocks:** Chris Johnson (0.6)

## NIT First Round Quick Hits

- Iowa (17-16) will host Dayton (20-12) Tuesday at 6:30 p.m. (CT) in the first round of the NIT. The Hawkeyes are the seven seed, while the Flyers are a two seed. The game will be televised nationally on ESPN (HD).
- Tickets are \$15 for adults, and \$5 for UI students and younger. Tickets can be purchased at the UI Ticket Office, over the phone at 1-800-IA-HAWKS or online at [hawkeyesports.com](http://hawkeyesports.com).
- Iowa will be playing a postseason game for the first time since 2006 (NCAA Tournament).
- Iowa has posted four wins over RPI top 25 teams (Michigan, Indiana and Wisconsin twice). Only Michigan State (seven), Ohio State (six) and Michigan (five) have more in the Big Ten.
- Iowa's eight Big Ten wins are the most in a single season since collecting nine during the 2006-07 campaign.
- Matt Gatens has scored 148 points the last seven games (21.1 ppg).
- Matt Gatens was named second team all-Big Ten by the media and third team by the media. Aaron White was selected to the coaches all-Big Ten Freshman team and was an honorable mention by the media.
- Matt Gatens is one of only two Hawkeyes to ever amass over 1,600+ points, 450+ rebounds, 250+ assists and 125+ steals. Roy Marble is the only other Hawkeye to accomplish the feat.

## Iowa Projected Starting Lineup (Based on last game's starters)

 <b>G • 4 • Roy Devyn Marble</b> 6-6 • 194 • So. • Southfield, Mich. <table border="1"> <tr><th>PTS</th><th>AST</th><th>FG%</th><th>FT%</th></tr> <tr><td>11.0</td><td>3.6</td><td>.422</td><td>.715</td></tr> </table>	PTS	AST	FG%	FT%	11.0	3.6	.422	.715	 <b>G • 24 • Bryce Cartwright</b> 6-1 • 188 • Sr. • Compton, CA <table border="1"> <tr><th>PTS</th><th>AST</th><th>FG%</th><th>FT%</th></tr> <tr><td>5.8</td><td>4.4</td><td>.342</td><td>.750</td></tr> </table>	PTS	AST	FG%	FT%	5.8	4.4	.342	.750
PTS	AST	FG%	FT%														
11.0	3.6	.422	.715														
PTS	AST	FG%	FT%														
5.8	4.4	.342	.750														
 <b>G • 5 • Matt Gatens</b> 6-5 • 212 • Sr. • Iowa City, Iowa <table border="1"> <tr><th>PTS</th><th>REB</th><th>FG%</th><th>FT%</th></tr> <tr><td>15.7</td><td>3.7</td><td>.480</td><td>.859</td></tr> </table>	PTS	REB	FG%	FT%	15.7	3.7	.480	.859	 <b>F • 30 • Aaron White</b> 6-8 • 225 • Fr. • Strongsville, Ohio <table border="1"> <tr><th>PTS</th><th>REB</th><th>FG%</th><th>FT%</th></tr> <tr><td>10.4</td><td>5.5</td><td>.500</td><td>.679</td></tr> </table>	PTS	REB	FG%	FT%	10.4	5.5	.500	.679
PTS	REB	FG%	FT%														
15.7	3.7	.480	.859														
PTS	REB	FG%	FT%														
10.4	5.5	.500	.679														
		 <b>F • 15 • Zach McCabe</b> 6-7 • 232 • So. • Sioux City, Iowa <table border="1"> <tr><th>PTS</th><th>REB</th><th>FG%</th><th>FT%</th></tr> <tr><td>7.4</td><td>4.6</td><td>.470</td><td>.761</td></tr> </table>	PTS	REB	FG%	FT%	7.4	4.6	.470	.761							
PTS	REB	FG%	FT%														
7.4	4.6	.470	.761														

## Inside the Numbers

	IOWA	UD
Scoring Average	71.8	71.7
Scoring Defense	70.7	67.1
Scoring Margin	+1.2	+4.6
FG%	.451	.439
FG% Defense	.451	.444
FT%	.716	.778
3-PT FG%	.364	.344
3-PT FG% Defense	.341	.333
Rebound Margin	+0.7	+3.6
Assists Per Game	14.5	14.4
Turnovers Per Game	12.7	13.2
Steals Per Game	7.7	5.3
Blocks Per Game	3.3	2.8

## Miscellaneous Statistics

Double-Figure Scoring Games...					
Player	08-09	09-10	10-11	11-12	Career
Matt Gatens	21	20	21	27	89
Bryce Cartwright	6	---	19	6	31
Melsahn Basabe	---	---	17	12	29
Eric May	---	10	13	5	28
Roy Devyn Marble	---	---	5	22	27
Aaron White	---	---	---	16	16
Zach McCabe	---	---	4	9	15
Josh Oglesby	---	---	---	6	6
Andrew Brommer	---	---	2	---	2
Devon Archie	---	---	1	---	1
Branden Stubbs	---	---	1	---	1

20-Point Scoring Games...					
Player	08-09	09-10	10-11	11-12	Career
Matt Gatens	2	4	3	9	18
Melsahn Basabe	---	---	5	---	5
Bryce Cartwright	1	---	1	---	2
Eric May	---	---	1	1	2
Zach McCabe	---	---	---	2	2
Josh Oglesby	---	---	---	2	2
Roy Devyn Marble	---	---	---	1	1

Double-Figure Rebounding Games...					
Player	08-09	09-10	10-11	11-12	Career
Melsahn Basabe	---	---	8	3	11
Aaron White	---	---	---	3	3
Matt Gatens	1	---	---	1	2
Zach McCabe	---	---	---	2	2
Eric May	---	1	---	---	1
Devon Archie	---	---	1	---	1

Double-Doubles...					
Player	08-09	09-10	10-11	11-12	Career
Melsahn Basabe	---	---	6	3	9
Aaron White	---	---	---	3	3
Matt Gatens	1	---	---	---	1
Eric May	---	1	---	---	1
Devon Archie	---	---	1	---	1
Bryce Cartwright	---	---	1	---	1

4+ Three-Pointer Games...					
Player	08-09	09-10	10-11	11-12	Career
Matt Gatens	2	5	4	6	17
Eric May	---	3	---	---	3
Josh Oglesby	---	---	---	3	3
Zach McCabe	---	---	1	---	1

5+ Assists Games...					
Player	08-09	09-10	10-11	11-12	Career
Bryce Cartwright	10	---	22	15	47
Matt Gatens	3	6	1	3	13
Roy Devyn Marble	---	---	---	10	10
Eric May	---	---	---	1	1

3+ Steals Games...					
Player	08-09	09-10	10-11	11-12	Career
Matt Gatens	3	1	5	7	16
Eric May	---	3	5	1	9
Roy Devyn Marble	---	---	---	7	7
Bryce Cartwright	2	---	1	---	3
Zach McCabe	---	---	1	2	3
Aaron White	---	---	---	2	2
Andrew Brommer	---	---	---	1	1

3+ Blocks Games...					
Player	08-09	09-10	10-11	11-12	Career
Melsahn Basabe	---	---	4	3	7
Eric May	---	3	---	---	3
Andrew Brommer	---	---	2	---	2
Aaron White	---	---	---	2	2
Devon Archie	---	---	1	---	1
Gabriel Olaseni	---	---	---	1	1
Roy Devyn Marble	---	---	---	1	1

## 2011-12 Margin of Victory/Defeat

Points	1	2	3	4	5	6	7	8	9	10+	15+	20+
Wins	1	1	1	1	0	0	1	0	2	4	2	4
Losses	0	0	1	1	1	1	1	0	0	3	4	4

## IOWA IN THE NIT

This marks Iowa's sixth appearance in the NIT and first since 2004. Iowa also appeared in the 1995, 1998, 2002, 2003 and 2004 tournaments. The Hawkeyes best finish in the NIT was in 1995 when Iowa advanced to the quarterfinals.

The Hawkeyes have played nine games all-time in the NIT and hold a record of 4-5. Iowa's nine NIT games have all been decided by nine points or less; its five NIT losses have come by a total of 14 points and the four victories have come by a total of 16 points.

## NIT FAST BREAKS

- The winner of the Iowa-Dayton first round contest will meet Oregon (22-9) or LSU (18-14) in the second round. The date, time and TV information will be released at a later date.

- Iowa, as the seventh seed, is the lowest seed to host a 2012 first round NIT game. Dayton is unable to host due to it hosting the NCAA First Four Tuesday and Wednesday.

- Iowa and Dayton have played one common opponent this season: Minnesota. Iowa beat the Gophers twice, 64-62 on Jan. 4 in Minneapolis and 63-59 on Feb. 1 in Iowa City. Dayton beat Minnesota, 86-70, on Nov. 27 in the Old Spice Classic championship game in Orlando.

- This marks the seventh time Iowa coach Fran McCaffery has taken a team to the post-season as a head coach, including the second time in the NIT. McCaffery's UNC Greensboro squad in 2002 lost in the NIT first round at Memphis. McCaffery took his 1988 Lehigh team, 2001 Greensboro squad, and 2008, 2009 and 2010 Siena teams to the NCAA Tournament. He also was an assistant coach at Notre Dame when the Irish advanced to the NIT finals in 1992.

- Iowa is one of three Big Ten teams selected to compete in the NIT. Northwestern is a No. 4 seed and will entertain Akron Tuesday at 8 p.m. (CT). Minnesota garnered a six seed and will play at LaSalle Wednesday at 6 p.m. (CT).

## COACH McCaffery ON THE SELECTION

"We are absolutely thrilled," said Iowa head coach Fran McCaffery. "I'm so proud of our guys and how they persevered and grew throughout the season. We have a phenomenal leader and captain in Matt Gatens and we got great play from Bryce Cartwright. Our young guys really developed throughout the course of the season."

## 2011-12 Iowa Hawkeye Roster

No.	Name	Pos.	Ht.	Wt.	Yr.	Hometown (High School/College)
0	Gabriel Olaseni	C	6-10	225	Fr.	London, England (Sunrise Christian Academy)
1	Melsahn Basabe	F	6-7	225	So.	Glen Cove, N.Y. (St. Mark's)
2	Josh Oglesby	G	6-5	190	Fr.	Cedar Rapids, Iowa (Washington)
3	Cody Cox	F	6-4	196	So.	Waterloo, Iowa (Waterloo West)
4	Roy Devyn Marble	G/F	6-6	194	So.	Southfield, Mich. (Lathrup)
5	Matt Gatens	G	6-5	212	Sr.	Iowa City, Iowa (Iowa City)
11	Christopher Rickert	F	6-3	180	Jr.	Sioux City, Iowa (Bishop Heelan)
13	Kyle Denning	G	6-2	150	Fr.	Cedar Falls, Iowa (Northern University HS)
14	Stephen McCarty	G	6-0	155	So.	Auburn Hills, Mich. (West Bloomfield)
15	Zach McCabe	F	6-7	232	So.	Sioux City, Iowa (Bishop Heelan)
20	Andrew Brommer	F	6-9	247	Sr.	Rosemount, Minn. (Rosemount)
24	Bryce Cartwright	G	6-1	188	Sr.	Compton, Calif. (Dominguez/Paris JC)
25	Eric May	G/F	6-5	217	Jr.	Dubuque, Iowa (Wahlert)
30	Aaron White	F	6-8	225	Fr.	Strongsville, Ohio (Strongsville)
32	Branden Stubbs	G	6-2	175	So.	Pleasant Hill, Iowa (Des Moines Christian)
34	Darius Stokes	F	6-7	203	Fr.-RS	Cedar Rapids, Iowa (Linn-Mar)
35	Devon Archie	F	6-9	222	Sr.-RS	Indianapolis, Ind. (Vincennes CC)

Head Coach: Fran McCaffery

Assistant Coaches: Kirk Speraw, Sherman Dillard, Andrew Francis

## Head Coach Fran McCaffery

Fran McCaffery is in his second season as the head basketball coach at the University of Iowa and his 16th year overall as a college head coach. McCaffery spent five seasons (2005-10) as the head coach at Siena, six years at UNC-Greensboro (1999-2005) and three seasons at Lehigh (1985-88) before joining the Hawkeyes.



McCaffery has nearly three decades of Division I coaching experience. He completed his 29th season as a collegiate coach in 2011, which includes 15 years as a head coach and 14 as an assistant.

McCaffery, 52, holds a career mark of 279-213 (.567) and guided his teams to six postseason appearances (five NCAA, one NIT). He is 28-36 (.438) at Iowa.

McCaffery's five years at Siena were the best in its 70-year history. He led the Saints on an incredible run that ended with three straight Metro Atlantic Athletic Conference championships and NCAA Tournament appearances. In so doing, Siena became the only program in the country to win its regular season and postseason title the last three years.

McCaffery's Saints owned a 112-51 (.687) record in his five years with the program. He guided the Saints to four consecutive 20-win seasons, something that has never been accomplished before at the Siena.

The 2009 MAAC Coach of the Year and 2010 District I Coach of the Year is the third winningest coach, by percentage, in league history (68-22, .756). He is the only coach to guide a MAAC program to two NCAA Tournament wins. McCaffery led his 2008 and 2009 teams to first round NCAA Tournament victories over Vanderbilt and Ohio State, respectively.

In his final two seasons at Siena, he coached the Saints to back-to-back 27-win campaigns and boasted a combined 39-3 (.929) record against MAAC opponents, which included MAAC Tournament contests.

McCaffery began his coaching career as an assistant at Penn (1982-83) and Lehigh (1983-85). Then at age 26, he became the nation's youngest Division I head coach when hired by Lehigh in 1985. After three seasons as head coach at Lehigh, he spent 11 seasons as an assistant at Notre Dame (1988-99).

McCaffery played basketball at Wake Forest his freshman year (1977-78) and then concluded his collegiate playing career at Penn his final three seasons (1979-82).

He earned his B.S. degree in Economics from The Wharton School (Penn) in 1982. McCaffery also earned a Master of Education from Lehigh in 1985.

### COACHING HONORS

NABC District I Coach of the Year, 2009-10  
MAAC Coach of the Year, 2008-09

### HEAD COACHING EXPERIENCE

Lehigh (1985-88): .....49-39 (.557); 8-6 (.571) League  
UNC-Greensboro (1999-05).....90-87 (.508); 49-47 (.510) League  
Siena (2005-10) .....112-51 (.687); 68-22 (.756) League  
Iowa (2010-present): .....28-36 (.438); 12-24 (.333) League

## McCaffery File

**Born:** May 23, 1959  
**Hometown:** Philadelphia, Pa.  
**High School:** LaSalle, 1977  
**College:** B.S. in Economics, The Wharton School (Penn), 1982  
Master of Education, Lehigh, 1985  
**Family:** Wife, Margaret  
Sons, Connor, Patrick and Jonathan Francis  
Daughter, Marit Katherine  
Brother, Jack (sportswriter in Philadelphia area)

### Coaching Honors

MAAC Coach of the Year, 2009  
NABC District I Coach of the Year, 2009-10

### Coaching History (29 years)

1982-83	Assistant Coach, Penn
1983-85	Assistant Coach, Lehigh
1985-88	Head Coach, Lehigh
1988-99	Assistant Coach, Notre Dame
1999-05	Head Coach, UNC-Greensboro
2005-10	Head Coach, Siena
2010-present	Head Coach, University of Iowa

### Coaching Chart

Overall (15 seasons): 279-213 (.567)  
At Iowa (two seasons): 28-36 (.438)  
At Siena (five seasons): 112-51 (.688)  
At UNCG (six seasons): 90-87 (.508)  
At Lehigh (three seasons): 49-40 (.551)  
NCAA Tournament (five appearances\*): 2-5  
NIT (one appearance): 0-1

*\*McCaffery is the first coach to bring three different programs from one-bid leagues to the NCAA Tournament (conferences that sent just one team the year his program advanced).*

### McCaffery in Postseason Play

1988	NCAA Tournament - - Lehigh
1989	NCAA Tournament - - Notre Dame
1990	NCAA Tournament - - Notre Dame
1992	NIT - - Notre Dame
1997	NIT - - Notre Dame
2001	NCAA Tournament - - UNC-Greensboro
2002	NIT - - UNC-Greensboro
2008	NCAA Tournament - - Siena
2009	NCAA Tournament - - Siena
2010	NCAA Tournament - - Siena

### Playing Experience

Wake Forest, 1977-78  
Penn, 1979-82

## 2011-12 Big Ten Standings/Schedule

Team	Big Ten	Pct.	Overall	Pct.
Ohio State	13-5	.722	27-7	.794
*Michigan St	13-5	.722	27-7	.794
Michigan	13-5	.722	24-9	.727
Wisconsin	12-6	.667	24-9	.727
Indiana	11-7	.611	25-8	.758
Purdue	10-8	.556	20-12	.636
Northwestern	8-10	.471	18-13	.581
<b>IOWA</b>	<b>8-10</b>	<b>.471</b>	<b>17-16</b>	<b>.515</b>
Illinois	6-12	.333	17-15	.531
Minnesota	6-12	.333	19-14	.576
Nebraska	4-14	.222	12-18	.400
Penn State	4-14	.222	12-20	.375

\* -- Big Ten Tournament Champion

### NATIONAL INVITATION TOURNAMENT

Tuesday, March 13

Dayton at Iowa, 6:30 p.m. (ESPN)

Akron at Northwestern, 8 p.m. (ESPN2)

LSU at Oregon, 8:30 p.m. (ESPN)

Wednesday, March 14

Minnesota at La Salle, 6 p.m. (ESPN2)

All times are central

### IOWA STATISTICAL CATEGORY LEADERS

LED IN SCORING: .....	Matt Gatens (15)
REACHED DOUBLE FIGURES:.....	Gatens (25)
30+ POINT GAMES:.....	Gatens (2)
20+ POINT GAMES:.....	Gatens (9)
LED IN REBOUNDING: .....	McCabe (10)
DOUBLE-FIGURE REBOUNDS:.....	White (4)
DOUBLE-DOUBLES:.....	Basabe, White (3)
LED IN ASSISTS:.....	Cartwright (20)
LED IN STEALS:.....	Marble (14)
LED IN BLOCKS:.....	Basabe (15)
5+ FTA GAMES:.....	Marble (14)

\*includes ties for team lead

### LATE GAME CLUTCH FREE THROW SHOOTING

#### IN FINAL FIVE MINUTES OF GAME

Player	FTM	FTA	Pct.
Kyle Denning	2	2	1.000
Branden Stubbs	2	2	1.000
Matt Gatens	37	42	.881
Bryce Cartwright	12	14	.857
Zach McCabe	11	13	.846
Josh Oglesby	12	15	.800
Aaron White	21	29	.724
Melsahn Basabe	12	18	.667
Gabriel Olaseyi	2	3	.667
Eric May	2	3	.667
Roy Devyn Marble	28	46	.609
<b>TOTALS</b>	<b>141</b>	<b>187</b>	<b>.754</b>

#### IN FINAL TWO MINUTES OF GAME

Player	FTM	FTA	Pct.
Bryce Cartwright	4	4	1.000
Branden Stubbs	2	2	1.000
Matt Gatens	22	25	.880
Josh Oglesby	7	9	.778
Zach McCabe	3	4	.750
Eric May	2	3	.667
Aaron White	10	17	.588
Roy Devyn Marble	14	24	.583
Melsahn Basabe	5	9	.556
<b>TOTALS</b>	<b>69</b>	<b>94</b>	<b>.734</b>

#### IN FINAL ONE MINUTE OF GAME

Player	FTM	FTA	Pct.
Branden Stubbs	2	2	1.000
Josh Oglesby	5	5	1.000
Bryce Cartwright	2	2	1.000
Matt Gatens	21	23	.913
Aaron White	9	14	.643
Zach McCabe	1	2	.500
Roy Devyn Marble	8	17	.471
Melsahn Basabe	3	7	.429
Eric May	0	1	.000
<b>TOTALS</b>	<b>51</b>	<b>72</b>	<b>.708</b>

## 2011-12 Captains

Iowa captains are seniors Bryce Cartwright and Matt Gatens, and junior Eric May.

### ALL-TIME SERIES

Iowa has played Dayton once before. The Hawkeyes beat the Flyers, 61-54, on Dec 23, 1979 in the Dayton Classic. The Hawkeyes later advanced to the Final Four that season (1980).

Iowa's last matchup against an Atlantic 10 opponent came during the 2010-11 season. Iowa was defeated by Xavier, 86-73, in the Paradise Jam in the Virgin Islands on Nov. 19. Iowa is 21-13 (.618) all-time against current members of the Atlantic 10.

### SCOUTING DAYTON

Dayton finished its regular season with a 20-12 overall record and tied for fifth with four other teams in the Atlantic 10 Conference with a 9-7 league mark. Dayton, like the Hawkeyes, went 1-1 in its conference tournament. The Flyers beat George Washington (67-50) in the first round before falling to Xavier (70-69) in the quarterfinals.

The Flyers are led in scoring by junior Kevin Dillard, who was a second team all-Atlantic 10 honoree. Dillard is averaging 13 points and leads the team with 192 assists (six per game). He ranks second in the A-10 and 18th in the NCAA in assists per game. Senior Chris Johnson was an all-Atlantic 10 honorable mention pick and is second on the team with 12.6 points per contest. He also leads the team with 6.4 rebounds per game and is shooting 46.7 percent (128-of-274) from the field. Johnson is the only college basketball player in the last 20 years to have 1,400 points, 800 rebounds, 300 offensive rebounds and 200 3-pointers, while shooting at least 80 percent from the free throw line.

Archie Miller is in his first season as head coach at Dayton. He previously spent two years as an associate head coach at Arizona (2010-11) and two years as an assistant coach at Ohio State (2008-09).

### IOWA DAYTON TIP-INS

- Dayton has played four overtime games this season (2-2), while the Hawkeyes did not play an overtime contest.
- Iowa is 2-3 against teams in the 2012 NIT field, while Dayton is 3-3.
- Iowa's attendance numbers are up again this season, after a 20 percent bump a year ago. Last season, Iowa averaged 11,096 fans. Hosting 19 regular season home games this season, the Hawkeyes averaged 11,841.
- Dayton junior Josh Benson is out for the season after tearing his left ACL. He had surgery Jan. 18. Benson is Dayton's third leading scorer at 10.9 points per game and scored a career high 21 points in the season opener against Western Illinois. At the time of his injury, Benson ranked third in the A-10 in field goal percentage (.610).
- Both Iowa's and Dayton's roster are perimeter oriented. Nine of Dayton's 13 players are listed at 6-foot-7 or shorter. Iowa's roster includes 13-of-17 players coming in at 6-foot-7 or under.
- Iowa has one player on its roster, who hails from Ohio. Freshman Aaron White is a native of Strongsville, which is three hours north of Dayton.
- Iowa went 6-5 against Big Ten competition since Feb. 1, including notching wins over No. 15 Wisconsin and No. 18 Indiana.
- Dayton ranks fourth in the nation in free throw percentage (.778); 48th in 3-pointers made (7.8); and 56th in assists (14.4). Individually, Kevin Dillard ranks 71st in the country in assist-to-turnover ratio (2.1).
- Iowa had six regular-season wins over teams that reached the Big Ten Tournament quarterfinals. The six wins ties Michigan as the fourth most in the league. Michigan State had 10, while Indiana and Ohio State had seven. Wisconsin had five, while Purdue had four and Minnesota only had one.
- Iowa ranks first in the Big Ten in steals (7.7); fourth in 3-point field goal accuracy (.369); fifth in free throw percentage (.716) and scoring offense (71.9).
- Iowa ranks 47th in assist/turnover ratio (1.15); 57th in the country in assists (14.5); and 65th in steals (7.7). Individually, Matt Gatens is 44th in free throw percentage (.859), while Roy Devyn Marble is 85th in assist/turnover ratio (2.0).
- Iowa won five games in February, the most since the 1997-98 season (5).

## Iowa Athletic Communications

5300 Carver-Hawkeye Arena, Iowa City, IA 52242  
Phone: 319-335-9411 • Fax: 319-335-9417  
[hawkeyesports.com](http://hawkeyesports.com) • [hawkeyebasketball.com](http://hawkeyebasketball.com)

### MBB CONTACT: MATTHEW WEITZEL

office: 319-335-6590 • cell: 319-430-8176  
email: [matthew-weitzel@hawkeyesports.com](mailto:matthew-weitzel@hawkeyesports.com)  
Twitter: @BigWeitz

## Practice Coverage

All Iowa men's basketball practices are closed to the media and public.

## Coach and Player Interviews

Media interested in setting up interviews with players and/or coaches need to coordinate their requests through Matthew Weitzel in the Iowa Athletic Communications Office.

## Social Media

In addition to obtaining the most up-to-date information on Iowa's official website:

[hawkeyesports.com](http://hawkeyesports.com), fans and media can also get additional information, notes, photos, promotions, videos and more via Iowa basketball's social media sites. Follow Hawkeye hoops on Twitter (@IowaHoops) and on Facebook ([facebook.com/hawkeyebasketball](https://www.facebook.com/hawkeyebasketball)).

## Press Conferences

Following is a list of dates for basketball news conferences with Fran McCaffery. The news conferences will begin at 2 p.m. in the Press Room of Carver-Hawkeye Arena. Selected players will be available after McCaffery meets with the media.

Following are the news conference dates:

March TBA

## Big Ten Tele-Conferences

Media have an opportunity to ask questions to each Big Ten coach every Monday morning beginning January 9. For a detailed schedule and phone number, email Valerie Todryk Krebs at the Big Ten office: [vtodrvk@bigten.org](mailto:vtodrvk@bigten.org).

Coach McCaffery speaks for 10 minutes starting at 9:10 a.m. (CT).

## Postgame Interviews

Postgame press conferences include both head coaches in the Media Room. Requested Iowa players will also be available in the Media Room while visiting players outside their locker room.

- Iowa is 9-1 when scoring 80 points or more, the last two seasons. The Hawkeyes are 14-0 when holding opponents to fewer than 60 points, the last two years.
- Iowa is the only Big Ten team with two players with 45+ steals (Roy Devyn Marble -- 51 and Matt Gatens -- 48). As a team, the Hawkeyes have amassed 253 steals, which are the most by an Iowa team since collecting 253 during the 2001-02 season.
- Iowa was 4-4 against ranked Big Ten teams and 5-7 versus unranked conference foes.
- Iowa's second (Roy Devyn Marble, 11.0), third (Aaron White, 10.4), fourth (Melsahn Basabe, 7.7), fifth (Zach McCabe, 7.4) and sixth (Josh Oglesby 6.7) leading scorers are all underclassmen.
- Freshman Aaron White has netted 342 points this season, which is the same number of points scored by Melsahn Basabe during his rookie season a year ago.
- Matt Gatens' 1,245 career field goal attempts rank fifth most by a Hawkeye. Acie Earl (1990-93) ranks fourth with 1,265 attempts.
- If LSU advances to the second round, the Iowa-Dayton winner will host the second round game due to arena conflicts at the Pete Maravich Assembly Center.

## **HAWKEYES FALL TO BIG TEN TOURNAMENT CHAMPION MICHIGAN STATE**

Eventual Big Ten Tournament champion Michigan State knocked off Iowa in the quarter-final round, 92-75, on March 9 at Bankers Life Fieldhouse in Indianapolis.

The Hawkeyes sprinted out of the gates and took an 18-15 lead at the 13:33 mark in the first half off Zach McCabe's third 3-pointer in the first six-plus minutes of the contest. Michigan State responded with a 21-6 run over the next six minutes to gain a double-digit advantage. The eighth-ranked Spartans took a 55-39 lead at the half and held on throughout the final 20 minutes for the win. Michigan State outscored Iowa 44-20 in the paint and shot 58.2 percent (32-of-55) from the field.

Freshman Josh Oglesby led Iowa with 20 points on 7-of-9 shooting, including 5-of-7 from 3-point distance. Roy Devyn Marble and McCabe each had 13 points and Matt Gatens added 10 (7-of-7 FTs). The Hawkeyes shot 50 percent (10-of-20) from long range and finished at 43.4 percent (23-of-53) from the field.

## **IOWA, BIG TEN TOURNAMENT TIP-INS**

- Iowa's 10 triples against Michigan State in the quarterfinals is a school record for most 3-pointers in a Big Ten Tournament game.
- Iowa's 64-61 win over Illinois on March 8 snapped a five-game losing streak in Big Ten Tournament games. The Hawkeyes' previous last victory in a conference tournament game was against Ohio State in the 2006 title game.
- Bryce Cartwright amassed 19 assists in three career tournament games (2011 and 2012), which are the fourth most by a Hawkeye in Big Ten Tournament career action.
- Iowa's 75 points against Michigan State in the quarterfinals tie for the fourth most by an Iowa team in a Big Ten Tournament game. Iowa also scored 75 against Ohio State on March 9, 2001.
- Matt Gatens scored a game-high 20 points vs. Illinois, marking the ninth time this year and 18th time in his career that the Iowa City native posted 20 points or more.
- Iowa's 16 offensive rebounds versus Illinois in the first round are the second most by a Hawkeye team in a Big Ten Tournament game.
- The seven blocks by the Hawkeyes against the Spartans tie as the second most by an Iowa team in a conference tournament contest.
- Matt Gatens' 20 points versus Illinois in the Big Ten Tournament first round is the most by a Hawkeye in a Big Ten Tournament game since Cully Payne had 25 against Michigan in 2010.
- Aaron White tied a career high with three steals against Illinois on March 8. White also grabbed a game-high nine rebounds against the Illini, marking the first time a freshman led Iowa in rebounding at a Big Ten Tournament game since Tyler Smith had seven in 2007 vs. Purdue.
- Iowa won only its third game of the season when trailing at halftime (3-13). Illinois led 31-27 at intermission.
- Iowa trailed with 14:14 in the Illinois game (44-37) and went on an 18-4 spurt to lead the Illini by seven (55-48) with 9:42 left and never looked back.

### Big Ten Career FT% (min. 350 att.)

1.	.898 (535-596)	Steve Alford, IND	1983-87
2.	.885 (448-506)	Joe Crispin, PSU	1997-01
3.	<b>.865 (345-399)</b>	<b>Matt Gatens, IOWA</b>	<b>2008-</b>
4.	.864 (393-455)	Kenneth Lowe, PUR	1999-04

### Iowa Career Scoring

4.	1,705	B.J. Armstrong	1986-89
5.	1,675	Ronnie Lester	1977-80
6.	<b>1,621</b>	<b>Matt Gatens</b>	<b>2008-</b>
7.	1,611	Jess Settles	1994-97, 99
8.	1,578	Adam Haluska	2005-07
9.	1,561	Dean Oliver	1998-01

### Iowa Career Steals

7.	166	Jeff Horner	2003-06
8.	155	Jim Bartels	1991-95
9.	154	Mon'ter Glasper	1993-96
10.	144	Jess Settles	1994-99
11.	142	Bill Jones	1985-88
12.	<b>141</b>	<b>Matt Gatens</b>	<b>2008-12</b>
13.	139	James Moses	1989-92
14.	128	Troy Skinner	1989-92

### Iowa Career 3-Pointers Made

1.	262	Jeff Horner (2003-06)
2.	<b>236</b>	<b>Matt Gatens (2008-)</b>
3.	226	Chris Kingsbury (1994-96)

### Iowa Career 3-Pointers Attempted

1.	713	Jeff Horner (2003-06)
2.	645	Chris Kingsbury (1994-96)
3.	<b>639</b>	<b>Matt Gatens (2008-)</b>

### Iowa Freshman 3-Pointers

1.	52	Matt Gatens	2009
2.	47	Brody Boyd	2001
3.	44	Chris Kingsbury	1994
	<b>44</b>	<b>Josh Oglesby</b>	<b>2012</b>

### Iowa Freshman 3-Pt FG%

1.	.435 (30-69)	Jake Kelly	2008
2.	.403 (52-129)	Matt Gatens	2009
3.	.396 (19-48)	Ryan Luehrsmann	1997
4.	.381 (16-42)	Jess Settles	1994
5.	.373 (47-126)	Brody Boyd	2001
6.	<b>.370 (44-119)</b>	<b>Josh Oglesby</b>	<b>2012</b>
7.	.359 (14-39)	Kevin Smith	1991

### Big Ten (Active Career Scoring)

Player	School	Points
John Shurna	Northwestern	1,991
William Buford	Ohio State	1,918
Robbie Hummel	Purdue	1,746
<b>Matt Gatens</b>	<b>IOWA</b>	<b>1,621</b>
Jordan Taylor	Wisconsin	1,487
Sam Maniscalco	Illinois	1,381

### Big Ten (Active Career Steals)

Player	School	Steals
Draymond Green	Michigan State	174
Aaron Craft	Ohio State	151
Brandon Richardson	Nebraska	145
<b>Matt Gatens</b>	<b>IOWA</b>	<b>139</b>
Robbie Hummel	Purdue	130

### IOWA POSTING BIG WINS

Iowa has posted seven wins against teams ranked in the top 100 of the RPI, including four inside the top 25. The Hawkeyes have registered victories over Michigan (11), Indiana (16), and two wins over Wisconsin (22) and Minnesota (89).

The Hawkeyes have four wins over top 25 teams; only Michigan State (seven), Ohio State (six) and Michigan (five) have more.

Overall, Iowa has won six of its 11 games, including four over top 100 teams, two of which are ranked in the top 25 (No. 16 Indiana and No. 22 Wisconsin).

### GATENS AND WHITE HONORED BY BIG TEN

Senior Matt Gatens and freshman Aaron White earned postseason all-conference recognition by the Big Ten. Gatens was named to the second team by the media voting panel and was a third team pick by the coaches. He was also named Iowa men's basketball's Sportsmanship Award honoree. White was named to the coaches' all-Freshman team and earned honorable mention recognition by the media. Gatens becomes the first Hawkeye since Tony Freeman earned third team honors in 2008 to be named to a first, second or third team. Adam Haluska was a first team selection in 2007.

The all-Big Ten honor was the first of Gatens' career. He was honorable mention in 2010 and was named to the all-Freshman team in 2009. White becomes the fourth Hawkeye to be named to the all-Freshman team the last four years (Gatens in 2009; Eric May in 2010; Melsahn Basabe in 2011; and White in 2012).

Gatens leads the team in scoring (15.7), 3-pointers (72), free throws (110); ranks second in steals (48); and third in assists (62). White ranks first in team rebounding (5.5); second in blocks (23); and third in scoring (10.4) and steals (30).

### MATT GATENS' HOT SHOOTING TOUCH

Matt Gatens has been white-hot from 3-point range as of late. See below where it ranks since 1996-97 (via @BTNStatsGuy).

#### Big Ten, Most 3PM in a 3-Game Stretch - Since 1996-97 (All Games)

<b>Matt Gatens, 2011-12 Iowa</b>	<b>19 (2/19/2012 - 2/26/2012)</b>
<b>Matt Gatens, 2011-12 Iowa</b>	<b>19 (2/16/2012 - 2/23/2012)</b>
Jon Diebler, 2010-11 OhioSt	19 (2/27/2011 - 3/06/2011)
Jon Diebler, 2010-11 OhioSt	18 (3/01/2011 - 3/11/2011)
Talor Battle, 2010-11 PSU	18 (2/13/2011 - 2/20/2011)
Je'Kel Foster, 2005-06 OhioSt	18 (2/4/2006 - 2/12/2006)
Kevin Turner, 1997-98 Ill	18 (12/30/1997 - 1/08/1998)

#### Big Ten, Most 3PM in a 3-Game Stretch - Since 1996-97 (Conf Games Only)

<b>Matt Gatens, 2011-12 Iowa</b>	<b>19 (2/19/2012 - 2/26/2012)</b>
<b>Matt Gatens, 2011-12 Iowa</b>	<b>19 (2/16/2012 - 2/23/2012)</b>
Jon Diebler, 2010-11 OhioSt	19 (2/27/2011 - 3/6/2011)
Jon Diebler, 2010-11 OhioSt	18 (3/01/2011 - 3/11/2011)
Talor Battle, 2010-11 PSU	18 (2/13/2011 - 2/20/2011)
Je'Kel Foster, 2005-06 OhioSt	18 (2/4/2006 - 2/12/2006)
Michael Thompson, 2009-10 NW	16 (2/28/2010 - 3/11/2010)

#### Big Ten, Most 3PM in a 4-Game Stretch - Since 1996-97 (All Games)

<b>Matt Gatens, 2011-12 Iowa</b>	<b>24 (2/16/2012 - 2/26/2012)</b>
<b>Matt Gatens, 2011-12 Iowa</b>	<b>22 (2/09/2012 - 2/23/2012)</b>
Jon Diebler, 2010-11 OhioSt	22 (2/22/2011 - 3/6/2011)
Jon Diebler, 2009-10 OhioSt	22 (11/24/2009 - 12/5/2009)
Anthony Tucker, 2008-09 Iowa	22 (11/20/2008 - 11/28/2008)

#### Big Ten, Most 3PM in a 4-Game Stretch - Since 1996-97 (Conf Games Only)

<b>Matt Gatens, 2011-12 Iowa</b>	<b>24 (2/16/2012 - 2/26/2012)</b>
<b>Matt Gatens, 2011-12 Iowa</b>	<b>22 (2/09/2012 - 2/23/2012)</b>
Jon Diebler, 2010-11 OhioSt	22 (2/22/2011 - 3/06/2011)



### **GATENS MAKES HISTORY**

Senior Matt Gatens becomes the first Hawkeye to lead the team in free throw percentage four consecutive seasons. Also, he becomes only the seventh Hawkeye since 1939, and the first to do so since Acie Earl (1991-93), to lead the team in scoring three straight seasons. Other former Hawkeyes leading the squad in scoring three consecutive years include: Dick Ives (1944-46); Bill Logan (1954-56); Dave Gunther (1957-59); Don Nelson (1960-62); Greg Stokes (1983-85); Acie Earl (1991-93).

### **REBOUNDING KEY IN OUTCOMES**

In Iowa's nine wins over Big Ten competition, it has posted a +3.6 rebounding margin advantage. However, in its 11 losses against Big Ten competition, Iowa was outrebounded by 5.1 boards.

Overall, Iowa is 13-3 in games this season when having the edge on the glass. The two losses when the Hawkeyes had a positive rebounding margin came on the road at Iowa State and Northwestern, and in the home finale against Northwestern.

### **ESPN.COM RANKS NATION'S TOP FRESHMEN**

**ESPN.com** released a midseason report on the nation's top freshmen. Included in the list is Iowa's Aaron White. White is ranked No. 15. Indiana's Cody Zeller is second and Trey Burke of Michigan is seventh.

White ranks third in Iowa scoring (10.4) and first in rebounding (5.5).

All three were named to the all-Big Ten Freshman team. Zeller was named Big Ten Freshman of the Year by the league coaches, while Burke earned the award by the conference's media panel.

### **HAWKEYES PUSHING THE TEMPO**

An even more increased tempo by the Iowa Hawkeyes has led to 4.7 more points per game compared to last season, an increase that ranks second best in the Big Ten.

#### **Big Ten, Largest Points per Game Improvement -- 2010-11 to 2011-12**

Team	10-11	11-12	Diff
Indiana Hoosiers	69.6	77.3	+7.7
Iowa Hawkeyes	67.2	71.9	+4.7

### **FRESHMEN CONTRIBUTIONS**

Freshmen Aaron White and Josh Oglesby have combined for 12 games of scoring 15 or more points this season. White has scored in double figures in 14 of the last 23 contests, including netting 15 points or more in eight of those outings.

#### **Big Ten, Most Games with 15+ Points by Freshmen - 2011-12**

Cody Zeller, Indiana	20	Dave Sobolewski, Northwestern	5
Trey Burke, Michigan	11	Josh Oglesby, Iowa	4
Aaron White, Iowa	8		

### **CLEANING THE GLASS**

Aaron White has seen his rebounding numbers increase in Big Ten play. The freshman averaged 4.8 boards in nonconference action and has crashed the boards even more in conference play, averaging a team-best 5.9.

White has led the Hawkeyes in rebounding seven of the last 10 games, including a streak of five straight, which was the longest by a Hawkeye this season and the longest streak since Aaron Fuller led the team in six consecutive contests in 2010.

White is averaging 6.9 rebounds over his last 11 games, including three games with 10+ rebounds. He ranks fifth in Big Ten rebounding since Feb. 1.

#### **Big Ten, Most Rebounds per Game -- Since 02/01/2012**

Draymond Green, Michigan State	11.5 (127/11)
Robbie Hummel, Purdue	9.3 (102/11)
Jared Sullinger, Ohio State	9.6 (115/12)
Cody Zeller, Indiana	7.5 (75/10)
Aaron White, Iowa	6.9 (76/11)

### **NUMBER OF THE WEEK -- 13**

Iowa has posted 13 home wins this season (13-6), the most since collecting 13 home victories in 2009. Five of the Hawkeyes' 13 victories came in league play.

## **Last Seven Games Statistics**

#	Player	gp-gs	min	avg	Total			3-Point		F-Throw		Rebounds				pf	dq	a	to	blk	stl	pts	avg
					fg-fga	fg%	3fg-fga	3fg%	ft-fga	ft%	off	def	tot	avg									
05	Gatens, Matt	7-7	271	38.7	46-88	.523	27-50	.540	29-34	.853	3	19	22	3.1	11	0	12	9	0	8	148	21.1	
04	Marble, Roy Devyn	7-7	223	31.9	25-69	.362	6-18	.333	15-23	.652	7	17	24	3.4	9	0	30	20	1	13	71	10.1	
30	White, Aaron	7-7	204	29.1	26-50	.520	2-11	.182	16-31	.516	8	30	38	5.4	20	0	8	9	4	9	70	10.0	
02	Oglesby, Josh	7-4	179	25.6	20-47	.426	13-31	.419	8-10	.800	5	14	19	2.7	11	0	10	4	0	3	61	8.7	
01	Basabe, Melsahn	7-0	130	18.6	15-29	.517	0-0	.000	13-18	.722	11	15	26	3.7	15	0	3	9	13	3	43	6.1	
15	McCabe, Zach	7-7	144	20.6	12-37	.324	5-14	.357	11-14	.786	11	24	35	5.0	22	2	5	10	3	5	40	5.7	
24	Cartwright, Bryce	6-3	150	25.0	10-31	.323	1-3	.333	1-3	.333	3	12	15	2.5	10	0	31	18	1	5	22	3.7	
00	Olaseni, Gabriel	3-0	10	3.3	2-2	1.000	0-0	.000	0-0	.000	1	2	3	1.0	5	0	0	3	1	0	4	1.3	
34	Stokes, Darius	2-0	7	3.5	1-1	1.000	0-0	.000	0-0	.000	1	0	1	0.5	1	0	0	0	0	0	2	1.0	
20	Brommer, Andrew	7-0	50	7.1	2-4	.500	0-0	.000	1-2	.500	5	4	9	1.3	7	0	2	4	2	2	5	0.7	
25	May, Eric	6-0	28	4.7	0-3	.000	0-1	.000	0-0	.000	1	2	3	0.5	2	0	1	0	0	0	0	0.0	
35	Archie, Devon	1-0	2	2.0	0-0	.000	0-0	.000	0-0	.000	1	1	2	2.0	0	0	1	0	0	0	0	0.0	
32	Stubbs, Branden	2-0	2	1.0	0-0	.000	0-0	.000	0-0	.000	0	0	0	0.0	0	0	0	0	0	0	0	0.0	
Team											12	14	26		1		2						
Total.....		7	1400		159-361	.440	54-128	.422	94-135	.696	69	154	223	31.9	114	2	103	88	25	48	466	66.6	
Opponents.....		7	1400		173-388	.446	42-135	.311	85-109	.780	74	155	229	32.7	116	3	97	91	30	41	473	67.6	

## Iowa in Big Ten Statistics

Category	All Games		Big Ten	
	Stat	Rank	Stat	Rank
Steals	7.7	1st	6.4	4th
3-Pt. Field Goal %	.369	4th	.379	3rd
3-PT FG Defense	.344	T-4th	.322	4th
Scoring Offense	71.9	5th	67.8	5th
Free Throw %	.716	5th	.693	10th
Assists	14.5	5th	13.3	4th
Blocked Shots	3.5	6th	3.7	2nd
Ast./TO Ratio	1.2	7th	1.0	8th
Field Goal %	.451	7th	.452	5th
Turnover Margin	+1.2	7th	-1.8	11th
Rebounding Margin	+0.3	8th	-0.8	7th
3-Pt. FG Per Game	5.6	9th	5.5	8th
Scoring Margin	+0.6	10th	-3.8	9th
FG% Defense	.454	T-11th	.454	7th
Scoring Defense	71.3	12th	71.6	12th

Category	Player	All Games		Big Ten	
		Stat	Rank	Stat	Rank
FG%	Aaron White	.502	10th	.535	6th
	Matt Gatens	.480	13th	.490	12th
Blk. Shots	Melsahn Basabe	1.0	9th	1.1	7th
	Aaron White	---	---	0.9	10th
Rebounding	Melsahn Basabe	4.7	20th	---	---
	Aaron White	5.5	11th	5.9	9th
Scoring	Matt Gatens	15.7	7th	17.0	5th
	Roy Devyn Marble	11.0	22nd	11.2	23rd
	Aaron White	10.4	27th	11.3	22nd
Assists	Bryce Cartwright	4.4	4th	4.4	2nd
	Roy Devyn Marble	3.6	10th	3.6	8th
Ast./TO Ratio	Roy Devyn Marble	2.0	5th	1.4	12th
	Bryce Cartwright	1.8	7th	1.5	11th
FT%	Matt Gatens	.859	3rd	.809	9th
Steals	Roy Devyn Marble	1.5	T-4th	1.5	6th
	Matt Gatens	1.5	T-4th	1.4	7th
3-Pointers	Matt Gatens	2.2	4th	2.7	1st
3-Pt. FG%	Matt Gatens	.424	8th	.480	3rd
Minutes	Matt Gatens	34.5	8th	36.1	10th

### NOTING MATT GATENS...

- Named second team all-Big Ten by the media voting panel and third team by the league coaches.
- Is one of only two Hawkeyes (Roy Marble) to amass 1,600+ points, 450+ rebounds, 250+ assists and 125+ steals.
- Led Iowa in scoring in seven of the last eight games, including a streak of seven straight (Feb. 16-March 8). The last Hawkeye to lead the team in scoring seven consecutive games against Big Ten competition was Andre Woolridge in 1996-97 (Jan. 7-Feb. 4).
- Scored 55 points in two games the week of Feb. 20 (27.5 ppg.), earning co-Big Ten Player of the Week and NetScout Basketball's Big Ten Player of the Week accolades. He has earned NetScout Basketball's weekly honor the last two weeks. Additionally, America voted the senior the "Capital One Cup Impact Performer of the Week" on [ESPN.com](http://ESPN.com).
- Averaged 21.1 points per game the last seven contests.
- Has made 42.4 percent (72-of-170) of his 3-point attempts this season. That is the best percentage by a Hawkeye, with a minimum of 125 attempts, since Kent McCausland made 52 percent (70-of-134) during the 1996-97 season.

- Made a school-record 12 consecutive triples spanning the Indiana (Feb. 19) and Wisconsin (Feb. 23) contests.
- Scored 85 points in a span of three games (Indiana, Wisconsin and Illinois). The last time a Hawkeye netted 85 points or more in three straight games against conference competition was Roy Marble (86) in 1989. Marble scored 30 at Michigan, 37 at Illinois and 19 vs. Indiana.
- Averaged 21.6 points per game in February, which ranked third in the Big Ten behind Northwestern's John Shurna (22.8) and Tim Frazier of Penn State (21.8).
- Became the first Big Ten player to score 30+ versus two teams (Indiana and Wisconsin) ranked in the top 25 since 1996-97.
- Became the fourth Big Ten player in the last 10 seasons to score 30+ points in back-to-back games vs. league opponents.
- The 33 points against Wisconsin are the second-most by a Big Ten player in conference play this season (Illinois' Brandon Paul had 43 versus Ohio State).
- Became the first Hawkeye since Adam Haluska in 2007 to score 30 points in consecutive games. Haluska netted 33 vs. Indiana and 34 at Minnesota. Gatens is one of five players to score 30+ points in consecutive Big Ten games since 2000-01 (Marcus Taylor of Michigan State in 2002; Minnesota's Vincent Grier in 2005; Evan Turner of Ohio State in 2010; Iowa's Adam Haluska in 2007).
- His 148 points the last seven games pushed the senior past Greg Brunner, Don Nelson, Andre Woolridge, Dean Oliver, Adam Haluska and Jess Settles. He enters Tuesday's game against Dayton with 1,621 points and is 54 points from equaling Ronnie Lester for fifth on the scoring chart.
- His five 3-pointers at Illinois (Feb. 26) moved him past Chris Kingsbury (1994-96) and into second place on Iowa's all-time 3-pointers made list. He enters Tuesday's game versus Dayton with 236 career triples.
- Surpassed the 20-point plateau four consecutive games (Penn State, Indiana, Wisconsin and Illinois). The last time a Hawkeye netted 20+ points in four straight games against Big Ten competition was Andre Woolridge in 1997. Woolridge tallied 20 at Purdue, 21 vs. Wisconsin, 27 vs. Ohio State and 25 at Michigan.
- Made 40-of-113 (.354) from 3-point range the first 25 games of the season. Gatens has made 57.7 percent (30-of-52) from long distance the last seven outings.
- The 33 points scored against the Badgers are the second-most scored by a Wisconsin opponent in the last four years. Gatens and Kansas State's Jacob Pullen (38 points against the Badgers in the 2011 NCAA Tournament) were the two highest scoring outputs since Davidson's Stephen Curry tallied 33 points in the 2008 NCAA Tournament's Sweet 16 on March 28, 2008.
- Made 14 triples against Indiana and Wisconsin, which is the most ever by a Hawkeye in a two-game span. He sank a combined 19 treys spanning three contests (Indiana, Wisconsin and Illinois), the most ever by a Hawkeye over a span of three games.
- Is averaging 15.7 points, the highest scoring average by a Hawkeye since Adam Haluska averaged 20.5 points in 2007.
- Is only the third player to hit seven+ 3-pointers in back-to-back Big Ten games (versus Indiana and Wisconsin) since 1996-97.
- Has made a personal single-season best 72 triples, besting 58 he sank his sophomore campaign. He is shooting at a 43 percent clip from long distance this season, which is also a single-season best. He shot 40 percent from 3-point range as a freshman.
- His 72 treys ranks seventh best in a single season at Iowa. He is two triples from tying Kent McCausland (1998) for sixth.





**HAWKEYES SURGED IN FEBRUARY**

Iowa won five of its eight February games, including winning two of the last four against ranked opponents (No. 18 Indiana and No. 15 Wisconsin). The five victories in February marked the most by a Hawkeye team since the 1997-98 campaign.

Iowa held seven of its eight February opponents to fewer than 70 points and four of those below 40 percent from the field. The previous six teams the Hawkeyes faced averaged 81.2 points and 50.4 percent shooting.

In eight February games, Matt Gatens averaged 21.6 points, bolstered by 34-of-58 (.586) shooting from long distance. The 21.6 February scoring average ranks third behind Northwestern's John Shurna (22.8) and Tim Frazier (21.8) of Penn State. Aaron White averaged 11.9 points and 7.6 rebounds, while Roy Devyn Marble averaged 10.3 points, 4.9 rebounds and 4.6 assists.

**GATENS DELIVERS SECOND HALF OUTBURSTS**

Matt Gatens has put up big numbers in the second half in eight of the last 10 games. Gatens has scored in bunches down the stretch to help Iowa post some big victories in the month of February. The senior scored 22 points in the second half vs. Indiana; 19 at Penn State; 15 vs. Wisconsin; 11 at Nebraska; 10 vs. Northwestern; and 11 vs. Illinois.

**Gatens' Scoring Averages by Half in Big Ten Play**

	First	Second
Big Ten (20 gms)	6.3	9.8
Last 10 games	7.3	13.0

**IMPROVED 3-POINT SHOOTING**

Thanks in large part to Matt Gatens' 3-point shooting accuracy as of late, the Hawkeyes saw better 3-point shooting percentages during the month of February.

Iowa made 40.9 percent of its 3-point attempts in the month of February, the third best mark in the Big Ten behind Purdue (.413) and Northwestern (.412).

**Big Ten, Highest 3-Point Pct – February**

Purdue Boilermakers	.413
Northwestern Wildcats	.412
<b>Iowa Hawkeyes</b>	<b>.409 (54/132)</b>
Indiana Hoosiers	.388

**MATT GATENS AMONG SELECT GROUP**

Matt Gatens is one of four active Division I players with 1,600+ points, 450+ rebounds and 225+ made 3-pointers in a career.

Division I, Active Players with 1,600+ Pts, 450+ Reb & 200+ 3-Pters (Career)			
Player, Team	Pts	Reb	3PM
John Shurna, Northwestern	1,991	627	264
Kyle Weems, Missouri State	1,872	835	241
Dee Bost, Mississippi State	1,599	450	233
<b>Matt Gatens, Iowa</b>	<b>1,621</b>	<b>452</b>	<b>236</b>

**GATENS CLIMBING CHARTS**

Matt Gatens' recent scoring surge (148 points the last seven games) has vaulted him past Jeff Horner, Greg Brunner, Don Nelson, Andre Woolridge, Adam Haluska and Jess Settles and into sixth place on Iowa's career scoring chart. Gatens enters Tuesday's NIT game versus Dayton with 1,621 career points.

Additionally, his five triples at Illinois moved him past Chris Kingsbury (1994-96) and into second place on Iowa's all-time 3-pointers made chart. Gatens enters Tuesday's game against Dayton with 236 treys. Jeff Horner (2003-06) is the record holder with 262.

Gatens, who was voted by the league's media panel second team all-Big Ten, is one of only two players in school history to have 1,600+ points, 450+ rebounds, 250+ assists and 125+ steals. The senior has 1,621 points, 452 rebounds, 291 assists and 141 thefts. Roy Marble (1986-89) had 2,116 points, 668 rebounds, 288 assists and 183 steals.

Gatens is only three steals from cracking the top 10 in career thefts at Iowa. He will finish his career in the top 15 in scoring and steals and top five in free throw percentage and 3-pointers.

**WHITE EARNS STARTING SPOT**

Aaron White, who has been named to the coaches' all-Big Ten Freshman team, was Iowa's most productive player off the bench the first 21 games, but has started the last 12. White earned his first career start at No. 16 Indiana on Jan. 31. He stuffed the stat sheet with 17 points, nine rebounds, four assists, three blocks and two steals in Iowa's triumph over Penn State (Feb. 4). His efforts earned him Big Ten co-Freshman of the Week accolades, which is the third time (Nov. 14, Dec. 26 and Feb. 6) he earned the weekly distinction.

White has scored in double digits 15 times, including 14 of the last 23 games. White has led the team in rebounding eight of the last 13 contests. For the season he has amassed a team-best 180 boards, which are the sixth most by an Iowa freshman in a single season. He is only one board from matching Guy Rucker (1996-97) for fifth with 181.

White's numbers the last 10 games have been impressive, averaging 12 points and 6.9 rebounds. He posted consecutive doubles at Northwestern (Feb. 9) and Penn State (Feb. 16) and was two points shy of notching his third straight versus No. 18 Indiana (Feb. 19). The rookie scored 17 points (7-of-10 FG, 2-of-3 3-pt FG) and corralled a personal-best 12 boards against the Wildcats. White totaled 16 points and a game-high 10 rebounds to go along with career-best three rejections at Penn State.

The 6-foot-8 wing player has scored 15 points or more eight times, which is the third most by a Big Ten rookie this season.

White was named Big Ten co-Freshman of the Week after his performance in Iowa's victory over Chicago State (Nov. 11). The native of Strongsville, Ohio, shined in his Hawkeye debut, leading all scorers and rebounders with a personal-best 19 points and 10 boards.

The 19 points are the most by an Iowa freshman in an opener, equaling Dick Ives' 19 scored against Nebraska in his debut on Dec. 10, 1943. Furthermore, White's performance marked the first time a Hawkeye posted a double-double, in a season opener, since Dean Oliver had 10 points and 12 assists in a victory over Chicago State in 1997. It was the first time a Hawkeye freshman had a double-double, points and rebounds, since Jess Settles had 13 points and 11 rebounds versus Drake in 1993.

## **STAT SHEET STUFFER**

Since landing a spot in the starting rotation on Dec. 6 at Northern Iowa, Roy Devyn Marble's level of play has been stellar. The sophomore has averaged 12.1 points, 4.2 rebounds and 3.8 assists as a starter the last 25 games. Also, he is shooting 43 percent from the field and 71 percent from the foul line during the 25-game stretch.

He has amassed a solid assist-to-turnover ratio this season. He has 118 assists to only 59 turnovers, ranking fifth in the Big Ten (2.0) and 85th nationally.

Marble has been credited with four assists or more 16 times this season, including collecting six or more four of the last eight games (six at Penn State, seven vs. Indiana; a career-best eight against Wisconsin and six at Illinois).

Last season, Marble averaged 5.7 points, 2.4 rebounds, and was credited with 41 assists and 21 steals in 31 contests. He started the last six games of 2010-11. Also, he shot 53 percent from the free throw line (35-of-66).

This year, Marble has seen improved numbers, averaging 11 points, 3.8 rebounds, and has collected 118 assists and a team-best 51 steals. He has started the last 25 contests. From the foul line this season, the sophomore has seen significant improvement, shooting 71.5 percent (98-of-137).

## **Statistical Improvement**

	'10-'11	'11-'12	Improvement
Scoring	5.7	11.0	+5.3
Assists	1.3	3.6	+2.3
Rebounds	2.4	3.8	+1.4
Steals	0.7	1.5	+0.8

## **LEADING THE TEAM**

Following is the number of times a player led Iowa in scoring, rebounding, assists and steals. If two or more players tied for the team lead, all were credited for that game:

Player	Scoring	Rebounding	Assists	Steals
Devon Archie	---	1	---	---
Melsahn Basabe	1	9	---	2
Andrew Brommer	---	1	---	3
Bryce Cartwright	---	1	20	4
Matt Gatens	15	5	2	11
Aaron White	5	9	---	5
Roy Devyn Marble	5	2	11	14
Eric May	1	3	2	4
Zach McCabe	2	10	2	6
Josh Oglesby	5	---	1	1
Branden Stubbs	---	---	---	1
Gabriel Olaseni	---	---	---	1

## **SINKING THE FREEBEES**

Last year, Iowa's free throw percentage was 67.6 percent. This season, the Hawkeyes have improved in that area, shooting 71.6 percent, which ranks fifth best in the Big Ten. Twenty-two percent of Iowa's offense this year has come from the foul line.

The Hawkeyes have missed only 46 free throws (141-of-187, .754) in the final five minutes of games.

Iowa has attempted 20 free throws or more 20 times this season (12-8 record in those games), 11 of which have come against Big Ten competition, including nine of the last 15 games.

## **HAWKEYE FAST BREAKS**

- The Big Ten is the No. 1 ranked conference in the RPI and Sagarin ratings. Iowa's Sagarin rating is 94 and a strength of schedule of 28. Iowa's RPI rating is 130, while its schedule strength is 70.

- Iowa is 7-5 in games decided by nine points or fewer and 10-10 in games decided by 10 or more points. Furthermore, Iowa is 3-1 in games decided by three points or less. The Hawkeyes have not played an overtime game this season. Iowa's last overtime game was played on Feb. 19 in a 75-72 loss to Michigan in Iowa City.

- Iowa's scoring average of 71.9 is its highest since the 2004-05 season (72.9).

- Iowa's field goal percentage of .450 is its best since 2004-05 when it made .459 of its field goals.

- Iowa swept Wisconsin and Minnesota this season, marking the first time it swept both teams in the same season since the 1991-92 campaign.

- Iowa averages 78 points in its wins, compared to 65.5 points in its defeats, a differential of 12.5 points. The Hawkeyes own a +17 point differential in their scoring defense, and +9.9 rebounding and +5.3 assists margins in wins compared to losses.

- Iowa is 6-0 this season when Bryce Cartwright scores in double figures and has less than five turnovers.

- Iowa has made 525 free throws this season, the most it has sank in a single-season since 2005-06. Iowa made 589 free throws in 2001-02.

- Iowa and its opponents have exactly 479 assists after 33 games.

- Iowa's field goal percentage this season is 45 percent, its best since shooting 45.9 percent during the 2004-05 campaign.

- The Hawkeyes were ranked ninth (.352) in the Big Ten in 3-point field goal percentage (overall games) in mid-January. Iowa has since vaulted to fourth (.369).

- Ten of Iowa's 16 losses have come to teams ranked in the RPI top 75.

- Iowa's 32 assists against Central Arkansas (Dec. 19) tie for the second most in a single-game in school history.

- Freshman Josh Oglesby became the first Hawkeye reserve to lead the team in scoring, in back-to-back games (Northern Illinois and Creighton), since Ricky Davis paced Iowa with 25 and 18 on the road at Wisconsin (Feb. 3) and Michigan State (Feb. 7), respectively, in 1998. Like Oglesby, Davis accomplished the feat as a freshman.

- After winning at No. 11 Wisconsin on Dec. 31 (72-65) and on the road at Minnesota (64-62) on Jan. 4, Iowa won two-straight Big Ten road games for the first time since 2007. The Hawkeyes won at Michigan on Jan. 31, 2007 (69-62) and at Minnesota on Feb. 7 (91-78). Iowa beat Indiana at home on Feb. 3 (81-75) in between those two road victories. The last time Iowa won consecutive road games in back-to-back games was 1998, beating Ohio State (61-46) on Jan. 14 and Minnesota (82-69) on Jan. 18.

- At least 10 players have seen action in 22 of Iowa's 33 games.

- Iowa has had five players score in double figures three times (North Carolina A&T, Drake and Central Arkansas). The Hawkeyes had five players score 12 points or more in its win over North Carolina A&T (Nov. 14). It marked only the fourth time the Hawkeyes had five players tally 12 points or more in a game (UW-Green Bay in 2003, Michigan in 2004, SIU-Edwardsville in 2010 and North Carolina A&T in 2011).

## ATTACKING THE BASKET

Iowa is attacking the basket and earning more trips to the charity stripe this season compared to last.

### **Big Ten, Largest FTA/Gm Improvement - 2010-11 to 2011-12**

TEAM	2010-11	2011-12	Improve
Indiana Hoosiers	19.8	24.8	+5.0
Iowa Hawkeyes	19.4	22.2	+2.8

## HAWKEYE BIG TEN FIELD GOAL PERCENTAGES

In Iowa's nine victories over Big Ten opposition, opponents were just 58-of-212 (.274) from long distance and 210-of-516 (.407) overall from the field. Iowa made 216-of-486 (.444) from the field and 52-of-132 (.394) from the 3-point range in those wins.

Conversely, Hawkeye opponents shot 49 percent (284-of-575) from the field and 67-of-180 (.372) from 3-point territory, compared to 45 percent (232-of-512) from the field and 36 percent (53-of-148) from long distance for Iowa, in the Hawkeyes' 10 conference defeats.

	Iowa	Opponents
Big Ten Games	3-pt%	3-pt%
Iowa Wins	.394	.274
Iowa Losses	.358	.372

## IOWA'S STATISTICAL COMPARISONS

	All Games	Big Ten	Home Games	Away Games	Iowa Wins	Iowa Losses
Record	17-16	8-10	13-6	4-10	17-0	0-16
Points	71.9	67.8	75.9	66.6	78.0	65.5
Opp. Pts	71.3	71.6	67.5	76.5	63.1	80.1
FG%	.450	.452	.454	.446	.469	.429
FG Def.	.454	.454	.438	.478	.403	.512
3-PT%	.369	.379	.365	.376	.385	.352
3-pt. Def.	.344	.322	.351	.334	.291	.413
FT%	.716	.693	.753	.657	.722	.709
REB	34.4	32.9	36.6	31.4	39.2	29.3
AST	14.5	13.3	15.9	12.6	17.1	11.8
TO	12.5	13.7	12.3	12.9	11.5	13.7
STL	7.7	6.4	8.7	6.3	8.7	6.6
BLK	3.5	3.7	3.7	3.1	3.4	3.6

## COACHING EXPERIENCE

Fran McCaffery has assembled one of the most experienced coaching staffs in the country. Assistant coaches Kirk Speraw, Sherman Dillard and Andrew Francis have over six decades of combined coaching experience. Furthermore, the entire coaching staff combines for 47 years of head coaching experience.

Director of Basketball Operations Jerry Strom is in his 31st season as a member of the Iowa basketball staff. Additionally, Iowa's new video coordinator, Al Seibert, has 18 years of collegiate coaching experience.

## IOWA HISTORY

Iowa has played 2,658 games since beginning basketball in 1902. Iowa's overall record is 1,594-1,064 (.600). That includes a 955-353 (.730) record in home games, a 549-721 (.432) record in contests away from Iowa City, a 711-728 (.494) mark in Big Ten games and a 361-117 (.755) record in Carver-Hawkeye Arena.

## HAWKEYEBASKETBALL.COM

Check out the Iowa basketball team's new website, [HawkeyeBasketball.com](http://HawkeyeBasketball.com), devoted to everything on-and-off-the-court surrounding the program.

[HawkeyeBasketball.com](http://HawkeyeBasketball.com), allows fans a chance to go behind the scenes with the Hawkeye basketball program on and off the court. The site is complete with exclusive videos, photo galleries and content featuring the basketball program.

[HawkeyeBasketball.com](http://HawkeyeBasketball.com) will be updated throughout the year with exclusive videos, including game highlights and player features, along with news stories and other content.

## OGLESBY HAS CAREER GAME

Freshman Josh Oglesby had three of his best games of the season against ranked opposition: two against Indiana and the other versus Michigan State in the Big Ten Tournament.

Oglesby came off the bench to score a career-best 24 points at Indiana on Jan. 29. The native of Cedar Rapids missed only four of his 12 field-goal attempts. The six triples tie for the 15th-most in a single game for the Hawkeyes. Additionally, the 24 points are the most by a Hawkeye freshman in a game since Melsahn Basabe posted 25 at Michigan (Jan. 30, 2011).

In the return game against the Hoosiers (Feb. 19), Oglesby netted 11 points. On March 9 against Michigan State, Oglesby tallied a team-best 20 points, bolstered by 7-of-9 shooting from the field and 5-of-7 from long distance.

Oglesby started his first career game at Penn State (Feb. 16).

He tallied nine second-half points at Illinois (Feb. 26), netted eight points in Iowa's victory at Nebraska (Feb. 29) and had five points, four rebounds and three assists in the regular season finale versus Northwestern (March 3). He contributed eight points and four rebounds in Iowa's win over Illinois in the first round of the Big Ten Tournament (March 8).

The native of Cedar Rapids has started five of the last eight games. He is averaging 6.7 points in 33 games this season.

Oglesby has made 44 triples, which tie Chris Kingsbury for the third most by a Hawkeye freshman in a single season at Iowa. Matt Gatens holds the record with 52 (2009). Oglesby is shooting 37 percent beyond the arc, which currently ranks as the sixth best percentage in a season by an Iowa rookie.

Sixty percent of Oglesby's scoring production has come from 3-point territory (132-of-220 points), which ranks third amongst Big Ten players. Oglesby has led the team in scoring five times (Northern Illinois, Creighton, Clemson, Indiana and Michigan State).

## IOWA IN CARVER-HAWKEYE ARENA

Iowa has compiled a 361-117 (.755) record in Carver-Hawkeye Arena since the facility opened in January, 1983. Iowa is 167-93 (.642) in Big Ten games and 194-24 (.890) in non-Big Ten contests.

## HAWKEYES ARE TOUGH AT HOME

Iowa has won 85 of its 121 games (.702) in Carver-Hawkeye Arena (15,500) over the last eight seasons, including win streaks of 21 straight overall and 12 straight Big Ten Conference wins. Iowa has won 10 of its last 20 home games against ranked opponents. Iowa was a perfect 17-0 at home in 2006, 14-2 in 2007, 10-8 in 2008, 13-4 in 2009, 9-9 in 2010, 8-8 in 2011 and 13-6 in 2012.

### IOWA VS. RANKED TEAMS

Iowa played eight games against ranked competition this season (4-4), winning two of the last three. The four wins are the most Iowa has collected in a season since winning nine during the 2005-06 campaign.

The Hawkeyes beat No. 11 Wisconsin (72-65) on Dec. 31 in Madison and No. 15 Wisconsin (67-66) on Feb. 23 in Iowa City, 13th-ranked Michigan (75-59) on Jan. 14 in Iowa City and 18th-ranked Indiana (78-66) on Feb. 19 in Iowa City. Iowa fell to No. 6 Ohio State (76-47) on Jan. 7 in Iowa City, No. 6 Michigan State (95-61) on Jan. 10 in East Lansing, No. 16 Indiana (103-89) on Jan. 29 in Bloomington and No. 8 Michigan State (92-75) on March 9 in the quarterfinals of the Big Ten Tournament in Indianapolis.

These are Iowa's most recent wins vs. nationally-ranked opponents:

<b>At Home:</b>	<b>67-66 over 15th-ranked Wisconsin, 2/23/12</b> <b>78-66 over 18th-ranked Indiana, 2/19/12</b> <b>75-59 over 13th-ranked Michigan, 1/14/12</b> 67-65 over sixth-ranked Purdue, 3/5/11 43-36 over sixth-ranked Michigan State, 1/12/08
<b>On the Road:</b>	<b>72-65 over 11th-ranked Wisconsin, 12/31/11</b> 70-67 over 21st-ranked Indiana, 2/11/06
<b>Neutral Court:</b>	67-60 over seventh-ranked Ohio State, 3/12/06 <i>In semifinals of Big Ten Tournament</i>

### IMPROVEMENT UNDER McCaffery in Second Year

Fran McCaffery-coached teams have posted improved win totals and scoring output from their first year to second with McCaffery as a head coach. At Lehigh, his team improved by two wins (13 in 1986 to 15 in 1987). His UNC Greensboro team had four more victories from 2000 (15) and 2001 (19). At Siena his team improved by five victories, registering 15 in 2006 to 20 in 2007.

His Lehigh team averaged 2.8 more points its second year compared to year one. His UNC Greensboro team had a +1.9 scoring increase and +1.8 at Siena. Currently, Iowa is averaging 4.7 more points this year compared to last season.

#### RECORD

School	1st yr	2nd yr	Diff.
Lehigh	13-15	15-14	+2
UNC Greensboro	15-13	19-12	+4
Siena	15-13	20-12	+5
Iowa	11-20	TBD	TBD

#### SCORING

School	1st yr	2nd yr	Diff.
Lehigh	74.0	76.8	+2.8
UNC Greensboro	71.7	73.6	+1.9
Siena	74.4	76.2	+1.8
Iowa	67.2	71.9	+4.7



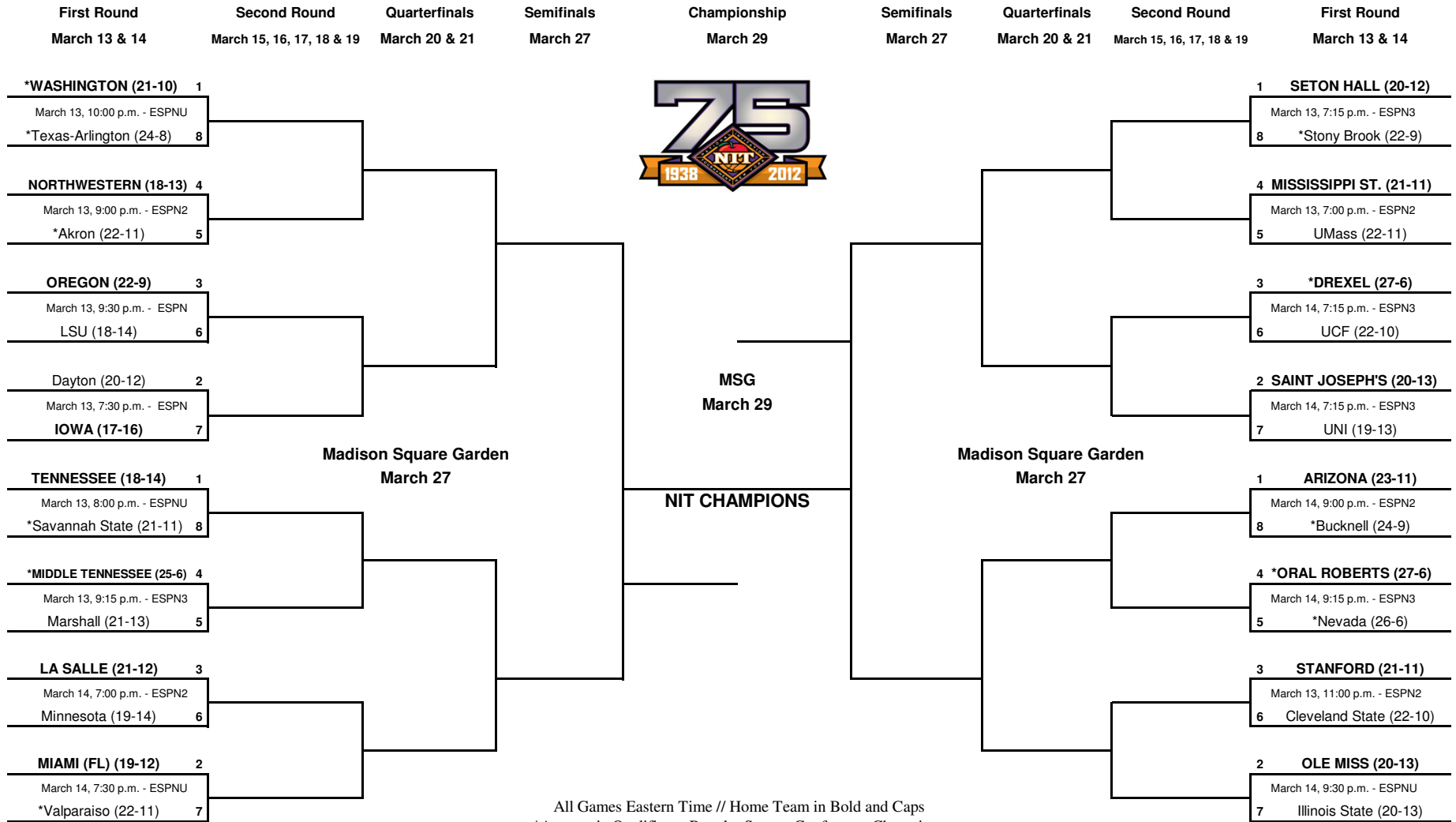
### IOWA PHOTOS AVAILABLE

Up-to-date head shots of all Iowa players and coaches are available on the internet at [pics.hawkeyebasketball.com](http://pics.hawkeyebasketball.com). Contact the Iowa Sports Information office if you are in need of additional photos.

### ON THE HORIZON

The winner of the Iowa-Dayton game will play the winner of LSU at Oregon. The date and time of the second round match-up will be determined at a later date.

# 2012 NATIONAL INVITATION TOURNAMENT®



All Games Eastern Time // Home Team in Bold and Caps  
 \*Automatic Qualifiers - Regular Season Conference Champions

## Iowa's 2012 Recruiting Class

Anthony Clemmons, Mike Gesell, Patrick Ingram, Kyle Meyer and Adam Woodbury have signed national letter of intents to attend the University of Iowa.

"I'm very excited about this class," said McCaffery. "We started working immediately upon arrival, in particular, on this group. I want to give particular recognition to how hard each and every one of my assistant coaches has worked. I believe we've addressed specific needs and attracted not only quality, but student-athletes who will fit with what we already have here to ultimately make us a better team."

Iowa's five-member 2012 recruiting class is ranked 19th by ESPN.com and Scout.com.

Paul Biancardi, who is ESPN's national recruiting director, had nothing but praise to say about Iowa's recruiting class and coach McCaffery.

"I'm very impressed, but not surprised, with the class coach McCaffery signed," said Biancardi. "This is a national statement class. Coach McCaffery and his staff have sold the vision and the plan for Iowa basketball in a big time way. It should get the fans of Iowa very excited not only right now but in the future. To be successful in this business you have to be able to recruit, and Fran's a proven recruiter. This is a class, that as it grows and develops together, will be the foundation for Iowa basketball. It will propel the Hawkeyes to the next step, which is the upper half of the Big Ten and NCAA Tournament."

### ADAM WOODBURY (7-1, 230)

Woodbury is an All-State center from Sioux City, Iowa. The 7-foot-1, 230-pound was named the Most Valuable Player at the 2011 NBA Players Association Top 100 Camp. Woodbury is the No. 41 ranked player in the Class of 2012 by ESPN.com, No. 42 by Rivals.com and No. 47 by Scout.com. He enters his senior season ranked fourth in career scoring and first in rebounding at East High School. He led the Black Raiders to a combined 59-16 record the last three seasons, including back-to-back conference championships and three consecutive state tournament appearances. Woodbury is a two-time first team All-State, All-Missouri River Conference, All-Northwest Iowa and All-City honoree. As a junior, Woodbury averaged a double-double (18.5 points and 12 rebounds). He averaged 17.4 points and grabbed a school single-season record 315 rebounds (12.1 avg.) his sophomore campaign. Woodbury also participated in the Nike LeBron James Skills Academy and Amare Stoudemire Skills Academy in 2011. He played AAU for Martin Brothers and All-Iowa Attack from seventh through 11th grade. Fellow recruit Mike Gesell was an AAU teammate of Woodbury. Woodbury becomes Iowa's first seven-footer since Seth Gorney (2005-08) and is the tallest Hawkeye since Antonio Ramos (1999), who stood 7-foot-2.

### MIKE GESELL (6-1, 180)

Gesell is a three-time first team All-State, All-Conference and All-Metro honoree for South Sioux City High School. Gesell is the No. 73 ranked player in the Class of 2012 by ESPN.com, No. 89 by Scout.com and No. 96 by Rivals.com. As a junior, he averaged 25.2 points, 8.2 assists, 5.5 rebounds and 2.9 steals while being honored as the Nebraska Gatorade Basketball Player of the Year. As a sophomore, Gesell averaged 19.9 points, 6.4 assists, 7.7 rebounds and 3.3 steals. He made 82 percent (158-193) of his free throw attempts as a junior and 79 percent (125-158) as a sophomore. The 6-foot-1, 180-pound guard was a Basketball Super State and All-State Class B Team Captain recipient his sophomore and junior seasons. He holds single season school records for scoring (655), assists (212) and steals (79), career scoring (1,446) and single-game steals (8) and assists (13). Gesell, who is a Wendy's High School Heisman state finalist and will be the team's captain this year, also excels in the classroom, ranking in the top five percent of his class while earning Gold Honor Roll distinction all four years. He also is a three-time Academic All-Conference and NSAA Academic All-State honoree. Fellow recruit Adam Woodbury was a teammate of Gesell on Martin Brothers and the All-Iowa Attack AAU squads.

### ANTHONY CLEMMONS (6-1, 185)

Clemmons is a native of Lansing, Mich., and has started the last two years for Sexton High School. The 6-foot-1, 185-pound point guard helped his team to back-to-back conference championships and a Class B state title a year ago. Sexton finished as state runner-up his sophomore season. Clemmons is a two-time All-Conference honoree and was an All-State and All-Area selection in 2011. Clemmons averaged 12.3 points, 4.6 rebounds, 4.1 assists and 3.2 steals his junior year. He will serve as a team co-captain his senior campaign. Clemmons played AAU basketball the last two years with the Michigan Mustangs. He also played football his freshman through junior years at Sexton, earning all-conference honors in 2010, playing fullback, linebacker and safety.

### PATRICK INGRAM (6-2, 190)

Ingram is a 6-foot-2, 190-pound guard from Indianapolis. He is a two-year starter and helped North Central High School win back-to-back conference championships and the Class 4A state championship in 2010. His high school team boasted a combined 70-8 record his first three seasons. Ingram averaged 10.4 points, 5.0 rebounds and 2.0 assists his junior campaign. He shot 55.5 percent from the field and 33-percent from beyond the arc. A captain on this year's team, Ingram also played on the AAU circuit for the Eric Gordon All-Stars. His team won the Walt Disney World tournament, Eric Gordon Shootout and the IndyBall Tournament. Ingram was tabbed MVP of the Walt Disney World tournament.

### KYLE MEYER (6-10, 220)

Meyer is a 6-foot-10, 220-pound forward from Alpharetta, Ga. Meyer averaged 15 points, 11 rebounds, 3.5 blocks and 2.6 assists for Northview High School as a junior. He earned All-Region and co-MVP accolades as a junior, and was also recognized on the 2010 Pickens All-Tournament team. Meyer, who attends the same high school as Minnesota senior Ralph Sampson III, is a three-year starter. He averaged 10 points, 9.5 rebounds and 2.2 blocks, and earned the team's Coaches Award his sophomore campaign. Meyer garnered all-tournament laurels at the Chattahoochee Tournament as a freshman. Meyer also played AAU basketball for the Atlanta Celtics.

### 2012 IOWA RECRUITING CLASS

Anthony Clemmons	G	6-1/185	Lansing, Mich. (Sexton HS)
Mike Gesell	G	6-1/180	Sioux City, Neb. (South Sioux City HS)
Patrick Ingram	G	6-2/190	Indianapolis, Ind. (North Central HS)
Kyle Meyer	F	6-10/220	Alpharetta, Ga. (Northview HS)
Adam Woodbury	C	7-1/230	Sioux City, Iowa (East HS)



## Carver-Hawkeye Arena and Dale and Marilyn Howard Family Pavilion



In September 2011, the University of Iowa completed a \$47 million revitalization of Carver-Hawkeye Arena. That project includes the construction of a practice facility for men's and women's basketball and volleyball, a 10,000-square-foot strength training and cardiovascular center, and an expansion to the Dan Gable Wrestling Complex, in addition to new locker room and support facilities for men's and women's basketball, wrestling and volleyball programs, and office space for the majority of Iowa administrative and coaching staffs.

Carver-Hawkeye Arena's four-story, 75,000-square foot addition has been named the Dale and Marilyn Howard Family Pavilion, named after the Howard's gave a multi-million dollar contribution to the athletic department.

"The Howard's have done so much for our program and the UI Athletics Department," said Iowa head coach Fran McCaffery. "Their generosity has helped pave the way for this beautiful state-of-the-art facility that our program desperately needed. Everything from the offices, locker room, practice gym to the weight room, is first class. We are extremely thankful for the Howard's contribution and are so proud to name the new addition after Dale and Marilyn Howard."

Matt Gatens is in his final season with the Hawkeyes and is ecstatic for the new additions and amenities to Carver-Hawkeye Arena.






“The new facilities are first class,” said Gatens. “After two years of construction, it’s good to finally be able to use the facility in our training efforts. It’s nice to be able to have a practice gym where we can come over and get extra shots up at our leisure. It’s great to be a Hawkeye!”

The addition of the practice facility eliminates the need to have student-athletes in the sports of men’s basketball, women’s basketball and volleyball practice and train at unusual or irregular times of day or at times which are typically reserved for classes. The flexibility created by the practice space also positively impacts the potential for use of the arena for other University and community-related events such as concerts.

The revitalization of the arena also extends into spaces used by the general public on game days and nights, including renovation of select concessions and restroom facilities, and the creation of hospitality and meeting spaces combined with club facilities for fans of the Hawkeyes who choose to participate in a variety of premium seating options similar to that which are available in the Paul W. Brechler Press Box at Kinnick Stadium.





# IOWA HAWKEYE BASKETBALL

## Iowa in the NIT

### Iowa's National Invitation Tournament Records (Includes preseason and postseason NIT)

#### Individual

Points	28, Andre Woolridge vs. Penn State, 3/23/95
FG	11, Ryan Bowen vs. Georgia, 3/11/98
FGA	21, Ricky Davis vs. Georgia, 3/11/98
3pt. FG	5, Chris Kingsbury vs. Ohio University, 3/21/95
3pt. FGA	13, Chris Kingsbury vs. Ohio Univ., 3/21/95
FT	13, Chauncey Leslie vs. Georgia Tech, 3/24/03
FTA	15, Chauncey Leslie vs. Georgia Tech, 3/24/03
Rebounds	11, Ryan Bowen vs. Georgia, 3/11/98
Assists	10, Andre Woolridge vs. DePaul, 3/15/95
Blocks	4, Ryan Bowen vs. Penn State, 3/23/95
Steals	5, Jim Bartels vs. DePaul, 3/15/95

#### Team

Points	96 vs. DePaul, 3/15/95
Pts/Half	50 vs. DePaul, 3/15/95
FG	34 vs. DePaul, 3/15/95
FGA	74 vs. Georgia, 3/11/98
FG%	54.9% vs. Temple, (28 of 51), 11/15/90
3pt. FG	9 vs. Ohio University, 3/21/95
3pt. FGA	27 vs. Ohio University, 3/21/95
3pt. FG%	40.0% vs. Temple, (4 of 10), 11/15/90
FT	24 vs. Georgia Tech, 3/24/03
FTA	31 vs. Georgia Tech, 3/24/03
FT%	95.6% vs. DePaul, (22 of 23), 3/15/95
Rebounds	41 vs. Ohio University, 3/21/95
Assists	24 vs. DePaul, 3/15/95
Blocks	8 vs. Penn State, 3/23/95
Steals	17 vs. Georgia, 3/11/98

### IOWA 96, DEPAUL 87

March 15, 1995, Mark of the Quad Cities, Moline, IL

#### DePaul -- 87

Name	FG	3-PT	FT	RB	PF	TP	A	TO	BK	S	MN
Macon	2-4	0-0	1-2	2	2	5	1	2	0	0	32
Kleinschmidt	7-17	1-6	4-6	6	2	19	5	3	0	0	33
Bowden	9-12	0-0	0-0	4	2	18	2	2	1	1	29
Cole	5-15	2-10	5-6	2	4	17	9	4	0	2	39
Patton	2-4	1-1	2-2	4	2	7	2	4	0	2	25
Currie	3-4	0-0	2-5	4	1	8	2	1	1	2	18
Watts	3-5	0-2	1-1	0	3	7	2	0	0	1	15
Singer	2-3	2-3	0-0	2	1	6	0	0	0	0	9
Team				1							
Totals	33-64	6-22	15-22	26	17	87	23	17	2	8	200
FG%:	.515	3-PT%:	.270			FT%:	.681				

#### Iowa -- 96

Name	FG	3-PT	FT	RB	PF	TP	A	TO	BK	S	MN
Murray	5-9	0-0	2-2	3	3	12	0	3	1	2	30
Settles	7-12	0-4	4-4	9	2	18	5	6	0	0	28
Bartels	6-8	3-5	2-2	7	1	17	3	0	0	5	30
Woolridge	5-11	0-1	7-8	4	3	17	10	1	0	1	31
Kingsbury	6-15	3-11	4-4	2	1	19	2	2	0	1	33
Glasper	0-0	0-0	2-2	2	0	2	1	1	0	0	9
Bowen	1-3	0-0	0-0	5	2	2	2	1	2	0	13
Skillett	2-3	0-0	0-0	1	1	4	0	0	0	0	8
Carter	1-2	0-0	0-0	2	1	2	0	0	0	0	11
Millard	1-1	0-0	1-1	1	2	3	1	1	0	1	7
Team				0				2			
Totals	34-64	6-21	22-23	40	16	96	24	17	3	10	200
FG%:	.531	3-PT%:	.286			FT%:	.956				

#### Score by Periods:

DePaul	34	53	87
Iowa	46	50	96

ATTENDANCE: 10,678





# IOWA HAWKEYE BASKETBALL

Iowa in the NIT

## IOWA 66, OHIO UNIVERSITY 62

March 21, 1995, Carver-Hawkeye Arena, Iowa City, IA

### Ohio - - 62

Name	FG	3-PT	FT	RB	PF	TP	A	TO	BK	S	MN
Trent	8-19	0-0	2-2	10	2	18	4	3	0	0	37
Simmons	4-9	0-1	0-0	9	4	8	1	4	1	2	35
Terry	0-6	0-0	2-3	8	3	2	1	2	3	0	19
Ford	1-10	0-8	3-3	4	3	5	4	1	0	5	38
Reese	3-5	2-2	0-1	5	2	8	1	5	0	1	28
Johnson	2-8	2-8	4-4	2	3	10	1	2	0	0	22
Sears	5-6	0-0	1-2	3	4	11	0	1	0	0	19
Greenwood	0-0	0-0	0-0	1	0	0	0	0	1	1	2
Team				1							
<b>Totals</b>	<b>23-63</b>	<b>4-19</b>	<b>12-15</b>	<b>43</b>	<b>21</b>	<b>62</b>	<b>12</b>	<b>18</b>	<b>5</b>	<b>9</b>	<b>200</b>
FG%:	.365	3-PT%:	.211	FT%:	.800						

### Iowa - - 66

Name	FG	3-PT	FT	RB	PF	TP	A	TO	BK	S	MN
Murray	5-7	1-1	2-4	4	4	13	0	2	0	1	32
Settles	3-11	1-4	4-4	10	4	11	2	1	0	4	24
Bartels	2-7	2-6	1-3	6	1	7	2	2	0	2	29
Woolridge	2-7	0-2	4-4	2	3	8	7	4	0	2	28
Kingsbury	6-15	5-13	2-2	8	1	19	0	2	0	3	36
Carter	0-1	0-0	1-2	4	0	1	0	0	0	0	5
Bowen	1-2	0-0	1-2	2	0	3	0	0	0	1	18
Glasper	1-1	0-0	0-2	0	2	2	2	3	0	0	12
Skillet	0-2	0-1	0-0	3	3	0	1	0	0	0	5
Millard	0-3	0-0	2-2	1	0	2	0	1	0	1	11
Team				1							
<b>Totals</b>	<b>20-56</b>	<b>9-27</b>	<b>17-25</b>	<b>41</b>	<b>18</b>	<b>66</b>	<b>14</b>	<b>15</b>	<b>0</b>	<b>14</b>	<b>200</b>
FG%:	.357	3-PT%:	.333	FT%:	.680						

### Score by Periods:

Ohio	29	33	62
Iowa	43	23	66

ATTENDANCE: 15,500

## PENN STATE 67, IOWA 64

March 23, 1995, Carver-Hawkeye Arena, Iowa City, IA

### Penn State - - 67

Name	FG	3-PT	FT	RB	PF	TP	A	TO	BK	S	MN
Carlton	6-18	1-8	0-0	7	2	13	0	2	0	1	21
Sekunda	2-9	0-0	0-0	6	2	4	3	2	0	0	21
Amaechi	4-9	0-0	4-9	12	3	12	0	1	3	0	33
Earl	0-5	0-2	3-4	4	1	3	13	2	0	5	36
Williams	5-8	0-0	0-0	3	3	10	1	2	0	1	19
Bartram	3-5	2-4	0-0	6	1	8	1	5	0	0	20
Lisicky	4-10	4-7	0-0	1	1	12	1	3	0	0	26
Williams	1-3	0-0	1-5	6	4	3	0	1	0	0	14
Joseph	1-1	0-1	0-0	2	2	2	0	0	0	1	10
Team				3							
<b>Totals</b>	<b>26-68</b>	<b>7-22</b>	<b>8-18</b>	<b>50</b>	<b>19</b>	<b>67</b>	<b>19</b>	<b>18</b>	<b>3</b>	<b>8</b>	<b>200</b>
FG%:	.382	3-PT%:	.318	FT%:	.444						

### Iowa - - 64

Name	FG	3-PT	FT	RB	PF	TP	A	TO	BK	S	MN
Murray	2-5	0-1	0-1	2	1	4	2	2	0	1	26
Settles	6-15	1-5	3-5	9	4	16	3	1	1	0	28
Bartels	3-9	1-6	1-3	3	1	8	0	2	1	2	32
Woolridge	10-17	2-3	6-8	6	1	28	5	3	1	1	35
Kingsbury	1-11	1-10	1-2	2	5	4	0	2	0	0	24
Carter	0-0	0-0	0-0	3	1	0	0	0	1	1	11
Bowen	0-0	0-0	0-0	4	3	0	0	3	4	2	14
Glasper	0-0	0-0	0-0	1	2	0	2	2	0	2	5
Skillet	0-0	0-0	0-0	1	0	0	2	0	0	2	10
Millard	2-2	0-0	0-0	4	2	4	0	1	0	0	15
Team				2							
<b>Totals</b>	<b>24-59</b>	<b>5-25</b>	<b>11-19</b>	<b>37</b>	<b>20</b>	<b>64</b>	<b>14</b>	<b>16</b>	<b>8</b>	<b>11</b>	<b>200</b>
FG%:	.407	3-PT%:	.200	FT%:	.579						

### Score by Periods:

Penn State	31	36	67
Iowa	34	30	64

ATTENDANCE: 15,500

## GEORGIA 100, IOWA 93

March 11, 1998, Carver-Hawkeye Arena, Iowa City, IA

### Georgia - - 100

Name	FG	3-PT	FT	RB	PF	TP	A	TO	BK	S	MN
Brown	3-4	0-0	5-6	5	3	11	0	2	0	0	18
Jones	5-14	1-3	3-5	8	2	14	0	2	1	0	30
Chadwick	4-5	1-1	0-0	6	3	9	1	2	0	0	23
Smith	6-10	4-6	2-2	7	2	18	5	5	0	1	35
Harrison	10-17	0-2	2-3	4	0	22	9	2	0	1	39
Jones	0-0	0-0	0-0	1	1	0	1	1	0	0	6
Ransom	6-8	0-1	2-4	5	1	14	2	3	1	2	24
Hall	2-2	0-0	0-0	6	3	4	0	1	0	0	13
Dukes	2-3	2-3	0-2	2	2	6	0	1	2	0	7
Dryden	0-0	0-0	0-0	0	1	0	0	0	0	0	1
Nordin	1-1	0-0	0-0	2	3	2	1	1	0	0	4
Team				1							
<b>Totals</b>	<b>39-64</b>	<b>8-16</b>	<b>14-22</b>	<b>47</b>	<b>21</b>	<b>100</b>	<b>19</b>	<b>21</b>	<b>4</b>	<b>4</b>	<b>200</b>
FG%:	.609	3-PT%:	.500	FT%:	.636						

### Iowa - - 93

Name	FG	3-PT	FT	RB	PF	TP	A	TO	BK	S	MN
Davis	9-21	2-4	5-7	8	2	25	1	2	1	3	34
Galloway	2-7	1-5	0-0	0	1	5	3	1	0	1	19
Bowen	11-15	0-0	2-6	11	4	24	1	0	2	4	30
Oliver	3-6	0-0	3-4	2	4	9	4	2	0	3	24
McCausland	3-9	3-7	0-0	4	1	9	1	1	0	0	28
Bauer	0-0	0-0	2-2	0	0	2	0	0	0	1	1
Rucker	0-3	0-0	0-0	0	0	0	0	0	0	0	3
Luehrsmann	1-6	0-2	1-2	4	3	3	5	3	0	3	27
Koch	0-1	0-0	6-6	1	0	6	0	1	1	1	10
Moore	3-5	1-2	1-2	0	1	8	2	0	1	1	19
Others	1-1	0-0	0-0	0	0	2	0	0	0	0	4
Team				1							
<b>Totals</b>	<b>33-74</b>	<b>7-20</b>	<b>20-29</b>	<b>31</b>	<b>16</b>	<b>93</b>	<b>17</b>	<b>10</b>	<b>5</b>	<b>17</b>	<b>200</b>
FG%:	.446	3-PT%:	.350	FT%:	.690						

### Score by Periods:

Georgia	52	48	100
Iowa	50	43	93

ATTENDANCE: 5,167

## LOUISIANA STATE 63, IOWA 61

March 13, 2002, Carver-Hawkeye Arena, Iowa City, IA

### Louisiana State - - 63

Name	FG	3-PT	FT	RB	PF	TP	A	TO	BK	S	MN
Dupree	8-18	0-3	3-6	11	4	19	1	2	0	2	35
Williams	1-5	0-0	8-8	7	2	10	4	1	1	4	36
Bridgewater	2-6	0-0	0-0	3	5	4	2	0	1	0	35
Bright	7-13	3-7	1-2	3	3	18	2	3	0	1	38
Hudson	4-12	1-4	0-0	3	2	9	1	3	0	1	33
Young	1-1	0-0	1-2	0	0	3	0	0	0	0	5
Thompson	0-0	0-0	0-0	0	1	0	1	0	0	0	8
Wilson	0-0	0-0	0-0	0	2	0	0	1	0	1	10
Team				3							
<b>Totals</b>	<b>23-55</b>	<b>4-14</b>	<b>13-18</b>	<b>30</b>	<b>19</b>	<b>63</b>	<b>11</b>	<b>11</b>	<b>2</b>	<b>9</b>	<b>200</b>
FG%:	.418	3-PT%:	.286	FT%:	.722						

### Iowa - - 61

Name	FG	3-PT	FT	RB	PF	TP	A	TO	BK	S	MN
Evans	3-5	0-0	4-8	9	3	10	1	1	0	1	33
Sonderleiter	0-0	0-0	0-0	0	1	0	0	0	1	0	4
Leslie	2-4	2-2	0-0	3	3	6	3	2	0	0	20
Pierce	6-8	0-2	1-2	8	3	13	5	2	1	1	35
Recker	4-16	2-10	2-2	2	2	12	4	3	0	1	40
Hogan	1-2	1-2	0-0	1	0	3	0	3	0	0	8
Worley	2-5	0-1	1-2	2	2	5	0	4	1	0	16
Reiner	1-1	0-0	0-0	2	0	2	1	0	1	0	12
Boyd	0-2	0-2	1-2	2	0	1	0	2	0	0	9
Henderson	3-7	0-2	3-3	3	2	9	0	1	1	0	23
Team				6							
<b>Totals</b>	<b>22-50</b>	<b>5-21</b>	<b>12-19</b>	<b>38</b>	<b>16</b>	<b>61</b>	<b>14</b>	<b>18</b>	<b>5</b>	<b>3</b>	<b>200</b>
FG%:	.440	3-PT%:	.238	FT%:	.632						

### Score by Periods:

Louisiana State	29	34	63
Iowa	28	33	61

ATTENDANCE: 10,511



# IOWA HAWKEYE BASKETBALL

*Iowa in the NIT*

## IOWA 62, VALPARAISO, 60

March 13, 2003, Carver-Hawkeye Arena, Iowa City, IA

### VALPARAISO -- 60

Name	FG	3-PT	FT	RB	PF	TP	A	TO	BK	S	MN
Gomes	4-8	0-3	1-3	4	4	9	4	2	1	2	26
Grafs	4-9	0-2	1-3	5	5	9	1	0	1	1	28
Tonagel	2-4	1-2	0-0	2	1	5	1	2	0	1	36
Nieves	0-3	0-3	0-0	2	0	0	2	0	0	0	22
Berdiel	6-12	1-2	0-1	3	2	13	3	1	0	2	28
Ortiz	6-14	1-2	1-2	1	1	14	3	1	0	4	31
Oppland	1-1	0-0	0-0	0	2	2	0	1	0	0	14
Nikkila	2-3	0-0	4-4	3	2	8	0	0	2	0	15
Team				5				2			
<b>Totals</b>	<b>25-54</b>	<b>3-14</b>	<b>7-13</b>	<b>26</b>	<b>17</b>	<b>60</b>	<b>14</b>	<b>9</b>	<b>4</b>	<b>10</b>	<b>200</b>
	FG%: .463	3PT%: .214	FT%: .538								

### IOWA -- 62

Name	FG	3-PT	FT	RB	PF	TP	A	TO	BK	S	MN
Worley	1-3	0-2	0-0	2	5	2	3	2	2	0	28
Brunner	2-6	0-0	3-4	4	2	7	1	1	1	1	21
Reiner	4-8	0-0	3-6	10	3	11	0	2	2	1	26
Leslie	7-15	1-3	0-0	4	1	15	5	3	0	1	40
Horner	1-4	0-2	3-5	7	1	5	7	4	0	0	35
Kimm	0-0	0-0	0-0	0	0	0	0	0	0	0	3
Boyd	4-5	3-4	0-0	1	0	11	0	0	0	1	28
Sonderleiter	5-7	0-0	1-1	3	2	11	0	5	1	0	19
Team				3							
<b>Totals</b>	<b>24-48</b>	<b>4-11</b>	<b>10-16</b>	<b>34</b>	<b>14</b>	<b>62</b>	<b>16</b>	<b>17</b>	<b>6</b>	<b>4</b>	<b>200</b>
	FG%: .500	3PT%: .364	FT%: .625								

### Score by Periods:

Valparaiso	29	31	60
Iowa	32	30	62

Attendance: 2,761

## IOWA 54, IOWA STATE 53

March 21, 2003, Hilton Coliseum, Ames, IA

### IOWA -- 54

Name	FG	3-PT	FT	RB	PF	TP	A	TO	BK	S	MN
Leslie	5-8	0-1	1-2	3	0	11	1	4	0	0	39
Horner	2-6	1-2	4-6	2	3	9	1	4	0	1	37
Worley	5-10	0-1	3-4	5	5	13	0	4	2	2	30
Reiner	1-3	0-0	1-1	8	4	3	2	2	1	1	24
Brunner	1-2	0-0	0-0	9	3	2	1	3	2	2	22
Boyd	1-4	1-4	3-4	3	3	6	1	1	0	1	22
Sonderleiter	4-8	0-0	2-5	2	2	10	2	1	0	0	26
Team				3							
<b>Totals</b>	<b>19-41</b>	<b>2-8</b>	<b>14-22</b>	<b>35</b>	<b>20</b>	<b>54</b>	<b>8</b>	<b>19</b>	<b>5</b>	<b>7</b>	<b>200</b>
	FG%: .463	3PT%: .250	FT%: .636								

### IOWA STATE -- 53

Name	FG	3-PT	FT	RB	PF	TP	A	TO	BK	S	MN
Sullivan	3-16	2-10	0-2	1	3	8	1	1	0	3	39
Haluska	1-5	1-3	1-2	2	1	4	0	1	0	0	25
Vroman	7-12	0-0	6-11	9	5	20	2	2	3	2	30
Barnes	1-10	1-8	0-0	3	3	3	6	2	0	2	39
Homan	6-9	0-0	2-3	7	3	14	1	1	1	1	36
Varley	0-0	0-0	0-0	2	3	0	0	0	0	0	9
Neal	0-0	0-0	0-0	1	0	0	0	0	0	0	3
Jefferson	1-3	0-1	2-2	3	3	4	0	2	1	0	19
Team				2							
<b>Totals</b>	<b>19-55</b>	<b>4-22</b>	<b>11-20</b>	<b>30</b>	<b>21</b>	<b>53</b>	<b>10</b>	<b>9</b>	<b>5</b>	<b>8</b>	<b>200</b>
	FG%: .345	3PT%: .182	FT%: .550								

### Score by Periods:

Iowa	26	28	54
Iowa State	19	34	53

Attendance: 14,020

## GEORGIA TECH 79, IOWA 78

March 24, 2003, Carver-Hawkeye Arena, Iowa City, IA

### GEORGIA TECH -- 79

Name	FG	3-PT	FT	RB	PF	TP	A	TO	BK	S	MN
Bosh	3-6	1-2	10-13	9	4	17	1	5	1	0	34
Tarver	4-4	0-0	0-0	3	3	8	0	2	1	0	18
Elder	4-13	0-3	0-0	6	1	8	1	3	0	1	31
Jack	2-5	0-2	0-1	1	2	4	9	2	0	2	35
Lewis	3-7	3-6	3-4	4	3	12	1	0	0	1	28
Muhammad	4-8	0-0	3-5	7	2	11	2	0	0	0	21
Schenscher	1-2	0-0	0-0	2	2	2	0	0	0	0	5
Nelson	3-9	0-0	6-7	4	3	12	2	3	0	1	24
McHenry	2-2	1-1	0-0	0	2	5	0	0	0	0	4
Team				2							
<b>Totals</b>	<b>26-56</b>	<b>5-14</b>	<b>22-30</b>	<b>38</b>	<b>22</b>	<b>79</b>	<b>16</b>	<b>15</b>	<b>2</b>	<b>5</b>	<b>200</b>
	FG%: .464	3PT%: .357	FT%: .733								

### IOWA -- 78

Name	FG	3-PT	FT	RB	PF	TP	A	TO	BK	S	MN
Worley	0-4	0-1	2-2	5	5	2	1	4	2	3	24
Brunner	2-3	0-1	0-0	5	5	4	2	1	1	0	21
Reiner	3-6	0-0	3-5	4	3	9	0	0	0	0	26
Leslie	6-13	2-4	13-15	0	2	27	3	3	0	2	38
Horner	2-7	2-5	0-0	6	3	6	8	3	0	2	38
Kimm	0-0	0-0	0-0	0	0	0	0	1	0	0	3
Boyd	5-10	2-6	5-5	0	1	17	1	0	0	2	24
Sonderleiter	6-8	0-0	1-4	6	4	13	3	2	1	1	26
Team				2							
<b>Totals</b>	<b>24-51</b>	<b>6-17</b>	<b>24-31</b>	<b>28</b>	<b>23</b>	<b>78</b>	<b>18</b>	<b>14</b>	<b>4</b>	<b>10</b>	<b>200</b>
	FG%: .471	3PT%: .353	FT%: .774								

### Score by Periods:

Georgia Tech	44	35	79
Iowa	37	41	78

Attendance: 9,038

## SAINT LOUIS 70, IOWA 69

March 16, 2004, Family Arena, St. Charles, MO

### IOWA -- 69

Name	FG	3-PT	FT	RB	PF	TP	A	TO	BK	S	MN
Pierce	7-13	0-0	2-2	6	4	16	0	5	0	0	28
Worley	4-7	1-1	1-1	9	4	10	1	3	3	1	38
Brunner	4-6	0-0	2-4	6	2	10	3	0	0	0	30
Horner	4-10	1-4	8-9	5	1	17	6	4	0	0	40
Boyd	3-6	0-3	2-2	1	2	8	4	3	0	1	35
Rand	0-0	0-0	0-0	0	0	0	0	0	0	0	3
Spurgeon	2-2	0-0	2-2	3	3	6	1	1	0	0	14
Hansen	1-3	0-0	0-0	4	1	2	0	1	3	0	12
Team				2							
<b>Totals</b>	<b>25-47</b>	<b>2-8</b>	<b>17-20</b>	<b>39</b>	<b>17</b>	<b>69</b>	<b>15</b>	<b>18</b>	<b>6</b>	<b>2</b>	<b>200</b>
	FG%: .532	3PT%: .250	FT%: .850								

### SAINT LOUIS -- 70

Name	FG	3-PT	FT	RB	PF	TP	A	TO	BK	S	MN
Sloan	5-12	1-5	5-8	6	2	16	5	0	0	0	39
Vouyoukas	0-2	0-0	0-0	1	1	0	0	0	0	0	10
Fisher	5-11	0-3	0-0	2	2	10	5	3	2	2	38
Bryant	4-12	1-4	1-1	4	1	10	3	2	0	1	30
Hunt	0-1	0-0	0-0	1	1	0	1	0	0	1	25
Clarke	3-5	1-3	1-2	2	2	8	0	1	0	0	12
Drejaj	7-8	4-4	5-6	1	3	23	2	0	0	1	24
Varner	1-6	0-2	1-1	1	1	3	1	0	0	1	11
Ohanon	0-2	0-0	0-0	1	2	0	1	0	0	1	11
Team				3							
<b>Totals</b>	<b>25-59</b>	<b>7-21</b>	<b>13-18</b>	<b>22</b>	<b>15</b>	<b>70</b>	<b>18</b>	<b>6</b>	<b>2</b>	<b>7</b>	<b>200</b>
	FG%: .424	3PT%: .333	FT%: .722								

### Score by Periods:

Iowa	35	34	69
Saint Louis	26	44	70

Attendance: 5,674



# IOWA HAWKEYE BASKETBALL

## Updated Iowa Player Bio

### Devon Archie



# 35

**Sr., 6-9, 222, Forward**  
**Indianapolis, Ind.**  
**Vincennes CC**

- Sidelined due to injury in 2009-10; received a medical redshirt
- Didn't start playing basketball until high school. He played on the junior varsity squad his junior season and varsity year his senior year.
- Saw action in 10 of the 14 Big Ten games this season
- Dunk in home game vs. Nebraska was No. 6 on ESPN's "Top 10 Plays of the Day" on Jan. 27
- Career 54 percent shooter from the field
- Started five career games, all this year
- Started his first career game in Iowa's 2011-12 season opener vs. Chicago State recording four points and two rebounds
- Grabbed six rebounds in win over NC A&T
- Pulled down a team-high seven rebounds and matched a career high with two steals in win over Northern Illinois

### 2011-12 Game-by-Game

Opponent	Date	gs	min	Total		3-Pointers		Free throws		Rebounds				pf	a	t/o	blk	stl	pts	avg	
				fg-fga	pct	3fg-fga	pct	ft-fa	pct	off	def	tot	avg								
CHICAGO STATE	11/11/11	*	17	2-2	1.000	0-0	.000	0-0	.000	1	1	2	2.0	2	1	2	0	1	4	4.0	
NORTH CAROLINA A&T	11/14/11	*	13	0-2	.000	0-0	.000	0-0	.000	1	5	6	4.0	3	1	2	1	0	0	2.0	
NORTHERN ILLINOIS	11/17/11	*	16	2-2	1.000	0-0	.000	0-2	.000	1	6	7	5.0	1	0	1	0	2	4	2.7	
vs Creighton	11/20/11	*	14	1-2	.500	0-0	.000	2-2	1.000	1	2	3	4.5	0	0	0	0	0	4	3.0	
CAMPBELL	11/23/11	*	9	1-2	.500	0-0	.000	0-0	.000	1	1	2	4.0	2	0	3	1	1	2	2.8	
CLEMSON	11/29/11		2	0-0	.000	0-0	.000	0-0	.000	0	0	0	3.3	0	0	0	0	0	0	2.3	
at Northern Iowa	12/06/11		4	1-1	1.000	0-0	.000	0-0	.000	0	1	1	3.0	2	0	1	0	0	2	2.3	
CENTRAL ARKANSAS	12/19/11		4	1-1	1.000	0-0	.000	0-0	.000	0	0	0	2.6	0	0	1	1	0	2	2.3	
at Minnesota	01/04/12		9	0-0	.000	0-0	.000	0-0	.000	0	0	0	2.3	1	0	0	0	2	0	2.0	
OHIO STATE	01/07/12		11	1-2	.500	0-0	.000	0-0	.000	1	2	3	2.4	2	0	1	2	0	2	2.0	
at Michigan State	01/10/12		4	0-2	.000	0-0	.000	0-0	.000	2	0	2	2.4	0	0	0	0	0	0	1.8	
MICHIGAN	01/14/12		2	0-0	.000	0-0	.000	0-0	.000	1	0	1	2.3	0	0	0	0	0	0	1.7	
at Purdue	01/17/12		7	0-0	.000	0-0	.000	0-0	.000	0	2	2	2.2	1	0	0	0	0	0	1.5	
NEBRASKA	01/26/12		8	1-1	1.000	0-0	.000	0-1	.000	0	1	1	2.1	0	0	0	1	0	2	1.6	
at Indiana	01/29/12		9	1-1	1.000	0-0	.000	0-0	.000	0	2	2	2.1	3	0	0	0	0	2	1.6	
MINNESOTA	02/01/12		1	0-0	.000	0-0	.000	0-0	.000	0	0	0	2.0	0	0	0	0	0	0	1.5	
PENN STATE	02/04/12		3	0-0	.000	0-0	.000	0-0	.000	0	0	0	1.9	0	0	1	0	0	0	1.4	
INDIANA	02/19/12		2	0-0	.000	0-0	.000	0-0	.000	1	1	2	1.9	0	1	0	0	0	0	1.3	
Totals			5	135	11-18	.611	0-0	.000	2-5	.400	10	24	34	1.9	17	3	12	6	6	24	1.3

Games played: 18  
 Minutes/game: 7.5  
 Points/game: 1.3  
 FG Pct: 61.1  
 FT Pct: 40.0

Rebounds/game: 1.9  
 Assists/game: 0.2  
 Turnovers/game: 0.7  
 Assist/turnover ratio: 0.3  
 Steals/game: 0.3  
 Blocks/game: 0.3

- Tied a career high with two steals in win at Minnesota
- Had a season-high two blocks vs. #6 Ohio State

#### Personal Bests

**Points:** 10 vs. Xavier, 11/19/10  
**Rebounds:** 11 vs. Xavier, 11/19/10  
**FGM:** 3, 2x, last vs. SIUE, 11/26/10  
**FGA:** 5 vs. SIUE, 11/26/10  
**3-pt FG:** ---  
**3-pt FGA:** ---  
**FTM** 4 vs. Xavier, 11/19/10  
**FTA:** 7 vs. Xavier, 11/19/10  
**Assists:** 2, 2x, last vs. N'western, 1/12/11  
**Steals:** 2, 3x, last at Minnesota, 1/4/12  
**Blocks:** 3 at Purdue, 1/9/11  
**Minutes:** 21, vs. SIUE, 11/26/10

#### CAREER STATISTICS

YEAR	G/GS	FG-A	PCT	3-PT	PCT	FT-A	PCT	RB	AVG	PF-FO	AS	TO	BK	ST	PTS	AVG
Junior	23/0	16-32	.500	0-0	.000	6-23	.261	66	2.9	15-0	8	10	7	6	38	1.7
Senior	18/5	11-18	.611	0-0	.000	2-5	.400	34	1.9	17-0	3	12	6	6	24	1.3
<b>TOTALS</b>	<b>41/5</b>	<b>27-50</b>	<b>.540</b>	<b>0-0</b>	<b>.000</b>	<b>8-28</b>	<b>.286</b>	<b>100</b>	<b>2.4</b>	<b>32-0</b>	<b>11</b>	<b>21</b>	<b>13</b>	<b>12</b>	<b>62</b>	<b>1.5</b>





# IOWA HAWKEYE BASKETBALL

## Updated Iowa Player Bio

### Melsahn Basabe



1

**So., 6-7, 225, Forward**  
**Glen Cove, N.Y.**  
**St. Mark's**

- 2011 Big Ten Conference all-Freshman team
- 2011 Honorable mention All-Big Ten by league coaches and media
- Has nine career double-doubles, including three this season (NC A&T, Brown, Boise State)
- Blocked 10 shots in the last five contests (2.0 avg.)
- Career 54.8 percent shooter from the field
- Ranks second in team rebounding (4.8)
- Tallied 14 points and grabbed five rebounds in win over Chicago State
- Posted his first double-double of the season totaling 15 points and 10 rebounds in win over NC A&T
- Notched a double-double with team highs in points (14) and rebounding (10) in victory over Brown
- Scored a season-best 18 points at Iowa State and grabbed a game-high nine rebounds
- Registered 10 points and five rebounds in win over Drake
- Tallied 14 points and nine rebounds, and equaled a career-best with two steals in the win over Central Arkansas in just 13 minutes of action
- Recorded third double-double of the season in win over Boise State, tallying a game-high 11 boards to go along with 14 points and a season-high four blocks
- Scored 14 points on 6-8 shooting from the field and 2-3 from the free throw line, and grabbed a team-best eight rebounds in home game vs. Purdue

### 2011-12 Game-by-Game

Opponent	Date	gs	min	Total		3-Pointers		Free throws		Rebounds			pf	a	t/o	blk	stl	pts	avg		
				fg-fga	pct	3fg-fga	pct	ft-fa	pct	off	def	tot								avg	
CHICAGO STATE	11/11/11	*	20	3-7	.429	0-0	.000	8-8	1.000	2	3	5	5.0	1	0	0	0	1	14	14.0	
NORTH CAROLINA A&T	11/14/11	*	31	4-8	.500	0-0	.000	7-8	.875	3	7	10	7.5	2	1	4	1	0	15	14.5	
NORTHERN ILLINOIS	11/17/11	*	20	2-3	.667	0-0	.000	4-4	1.000	1	1	2	5.7	1	0	0	1	0	8	12.3	
vs Creighton	11/20/11	*	17	1-3	.333	0-0	.000	0-2	.000	0	3	3	5.0	4	1	2	0	2	2	9.8	
CAMPBELL	11/23/11	*	19	1-5	.200	0-0	.000	0-0	.000	3	0	3	4.6	2	0	1	0	0	2	8.2	
IPFW	11/26/11	*	11	1-2	.500	0-0	.000	0-0	.000	1	3	4	4.5	3	1	2	0	1	2	7.2	
CLEMSON	11/29/11	*	20	1-6	.167	0-0	.000	0-0	.000	1	0	1	4.0	0	0	1	1	0	2	6.4	
BROWN	12/03/11	*	24	5-12	.417	0-0	.000	4-7	.571	2	8	10	4.8	2	0	1	1	0	14	7.4	
at Northern Iowa	12/06/11	*	26	4-8	.500	0-0	.000	0-0	.000	0	6	6	4.9	3	1	2	0	1	8	7.4	
at Iowa State	12/09/11	*	32	7-12	.583	0-0	.000	4-6	.667	4	5	9	5.3	1	0	2	0	0	18	8.5	
DRAKE	12/17/11	*	25	4-7	.571	0-0	.000	2-3	.667	2	3	5	5.3	3	0	3	2	1	10	8.6	
CENTRAL ARKANSAS	12/19/11	*	13	6-9	.667	0-0	.000	2-3	.667	1	8	9	5.6	2	0	0	1	2	14	9.1	
BOISE STATE	12/22/11	*	31	6-9	.667	0-0	.000	2-3	.667	4	7	11	6.0	0	0	0	4	0	14	9.5	
PURDUE	12/28/11	*	33	6-8	.750	0-0	.000	2-3	.667	0	8	8	6.1	1	0	3	2	0	14	9.8	
at Wisconsin	12/31/11	*	33	6-11	.545	0-0	.000	2-5	.400	5	4	9	6.3	4	0	3	1	2	14	10.1	
at Minnesota	01/04/12	*	11	0-3	.000	0-0	.000	0-0	.000	0	1	1	6.0	2	0	2	0	0	0	9.4	
OHIO STATE	01/07/12	*	14	1-3	.333	0-0	.000	0-0	.000	1	3	4	5.9	0	0	2	0	1	2	9.0	
at Michigan State	01/10/12	*	26	5-10	.500	0-0	.000	0-1	.000	2	1	3	5.7	0	2	2	1	0	10	9.1	
MICHIGAN	01/14/12	*	26	3-5	.600	0-0	.000	1-3	.333	0	3	3	5.6	1	2	2	0	1	7	8.9	
at Purdue	01/17/12	*	7	0-0	.000	0-0	.000	1-2	.500	0	2	2	5.4	4	0	1	1	0	1	8.6	
NEBRASKA	01/26/12	*	13	0-0	.000	0-0	.000	1-2	.500	1	0	1	5.2	3	0	1	1	0	1	8.2	
at Indiana	01/29/12		13	2-3	.667	0-0	.000	2-4	.500	2	1	3	5.1	4	0	1	2	0	6	8.1	
MINNESOTA	02/01/12		25	3-7	.429	0-0	.000	2-4	.500	3	4	7	5.2	1	0	1	0	2	8	8.1	
PENN STATE	02/04/12		12	2-6	.333	0-0	.000	2-3	.667	1	1	2	5.0	0	0	0	1	0	6	8.0	
at Northwestern	02/09/12		18	5-7	.714	0-0	.000	3-5	.600	2	3	5	5.0	3	0	0	1	0	13	8.2	
at Penn State	02/16/12		20	2-3	.667	0-0	.000	3-7	.429	1	2	3	5.0	3	0	0	0	0	7	8.2	
INDIANA	02/19/12		28	4-5	.800	0-0	.000	5-6	.833	3	4	7	5.0	2	1	3	5	1	13	8.3	
WISCONSIN	02/23/12		21	2-5	.400	0-0	.000	1-2	.500	1	4	5	5.0	2	1	2	3	1	5	8.2	
at Illinois	02/26/12		18	0-4	.000	0-0	.000	1-2	.500	2	1	3	5.0	2	1	2	1	0	1	8.0	
at Nebraska	02/29/12		11	2-3	.667	0-0	.000	0-0	.000	0	2	2	4.9	2	0	0	0	1	4	7.8	
NORTHWESTERN	03/03/12		13	2-2	1.000	0-0	.000	1-2	.500	2	0	2	4.8	1	0	1	1	0	5	7.7	
vs Illinois	03/08/12		18	3-4	.750	0-0	.000	1-2	.500	2	2	4	4.8	2	0	1	1	0	7	7.7	
vs Michigan State	03/09/12		21	2-6	.333	0-0	.000	4-4	1.000	1	2	3	4.7	4	0	0	2	0	8	7.7	
<b>Totals</b>			21	670	95-186	.511	0-0	.000	65-101	.644	53	102	155	4.7	65	11	45	34	17	255	7.7

Games played: 33  
 Minutes/game: 20.3  
 Points/game: 7.7  
 FG Pct: 51.1  
 FT Pct: 64.4

Rebounds/game: 4.7  
 Assists/game: 0.3  
 Turnovers/game: 1.4  
 Assist/turnover ratio: 0.2  
 Steals/game: 0.5  
 Blocks/game: 1.0

- Netted 14 points, corralled nine rebounds and equaled a personal best with two steals in win at #11 Wisconsin
- Notched eight points and seven rebounds in home win over Minnesota
- Tallied 13 points and five rebounds off the bench at Northwestern
- Scored 13 points, grabbed seven rebounds and rejected a season-high five shots in home win over #18 Indiana
- Seven points and four rebounds in Big Ten Tournament win over Illinois
- Recorded eight points, four rebounds and two blocks against #8 Michigan State in Big Ten Tournament quarterfinal game

#### Personal Bests

**Points:** 25 at Michigan, 1/30/11  
**Rebounds:** 14 vs. Iowa State, 12/10/10  
**FGM:** 9 at Michigan, 1/30/11  
**FGA:** 14 vs. Iowa State, 12/10/10  
**FTM:** 8, 2x, last at Indiana, 2/5/11  
**FTA:** 11 vs. Ohio State, 1/4/11  
**Assists:** 2, 3x, last vs. Michigan, 1/14/12  
**Steals:** 2, 4x, last at Wisconsin, 12/31/11  
**Blocks:** 7 vs. Iowa State, 12/10/10  
**Minutes:** 37 vs. Wisconsin, 2/9/11

#### CAREER STATISTICS

YEAR	G/GS	FG-A	PCT	3-PT	PCT	FT-A	PCT	RB	AVG	PF-FO	AS	TO	BK	ST	PTS	AVG
Fresh.	31/31	131-229	.572	0-0	.000	80-112	.714	210	6.8	83-2	9	65	41	12	342	11.0
Soph.	33/21	95-186	.511	0-0	.000	65-101	.644	155	4.7	65-0	11	45	34	17	255	7.7
<b>TOTALS</b>	<b>64/52</b>	<b>226-415</b>	<b>.545</b>	<b>0-0</b>	<b>.000</b>	<b>145-213</b>	<b>.681</b>	<b>365</b>	<b>5.7</b>	<b>148-2</b>	<b>20</b>	<b>110</b>	<b>75</b>	<b>29</b>	<b>597</b>	<b>9.3</b>



# IOWA HAWKEYE BASKETBALL

## Updated Iowa Player Bio

### Andrew Brommer



# 20

**Sr., 6-9, 247, Forward**  
**Rosemount, Minn.**  
**Rosemount HS**

- Missed three games due to an injured knee (Chicago State, Northern Illinois and Creighton)
- Has played in 101 career games
- Shooting 65.2 percent from the field this season (15-of-23)
- Grabbed five rebounds in win over NC A&T before reinjuring his knee
- Recorded four points and three rebounds in nine minutes of action against Campbell
- Collected a personal-best three steals in win over IPFW
- Tallied two points, three rebounds and made both free throw attempts vs. Clemson
- Netted a season-high nine points and collected four rebounds and a game-high two blocks in victory over Brown
- Registered a season-high 22 minutes at UNI
- Notched two steals against #6 Ohio State
- Scored two points, snagged four rebounds and blocked a shot in home win over #18 Indiana
- Recorded two rebounds, one assist and a steal in win at Nebraska

### 2011-12 Game-by-Game

Opponent	Date	gs	min	Total		3-Pointers		Free throws		Rebounds				pf	a	t/o	blk	stl	pts	avg
				fg-fga	pct	3fg-fga	pct	ft-fa	pct	off	def	tot	avg							
NORTH CAROLINA A&T	11/14/11	6	1-1	1.000	0-0	.000	0-2	.000	1	4	5	5.0	3	0	1	0	1	2	2.0	
CAMPBELL	11/23/11	9	2-2	1.000	0-0	.000	0-0	.000	1	2	3	4.0	2	0	0	0	0	4	3.0	
IPFW	11/26/11	21	2-2	1.000	0-0	.000	1-5	.200	1	3	4	4.0	4	1	0	0	3	5	3.7	
CLEMSON	11/29/11	15	0-2	.000	0-0	.000	2-2	1.000	2	1	3	3.8	0	0	1	0	0	2	3.3	
BROWN	12/03/11	12	3-3	1.000	0-0	.000	3-6	.500	3	1	4	3.8	3	0	2	2	1	9	4.4	
at Northern Iowa	12/06/11	22	2-2	1.000	0-0	.000	0-0	.000	1	3	4	3.8	2	1	1	0	0	4	4.3	
at Iowa State	12/09/11	12	0-1	.000	0-0	.000	0-0	.000	0	1	1	3.4	3	0	1	0	1	0	3.7	
DRAKE	12/17/11	13	2-2	1.000	0-0	.000	0-0	.000	1	1	2	3.3	2	0	2	0	1	4	3.8	
CENTRAL ARKANSAS	12/19/11	15	0-2	.000	0-0	.000	1-4	.250	1	4	5	3.4	1	1	0	0	0	1	3.4	
BOISE STATE	12/22/11	9	0-0	.000	0-0	.000	0-0	.000	0	0	0	3.1	2	0	0	0	0	0	3.1	
PURDUE	12/28/11	6	0-0	.000	0-0	.000	2-4	.500	0	0	0	2.8	0	0	1	0	0	2	3.0	
at Wisconsin	12/31/11	1	0-0	.000	0-0	.000	0-0	.000	0	0	0	2.6	2	0	1	0	0	0	2.8	
at Minnesota	01/04/12	4	1-1	1.000	0-0	.000	0-0	.000	1	0	1	2.5	0	0	0	0	0	2	2.7	
OHIO STATE	01/07/12	10	0-0	.000	0-0	.000	0-0	.000	0	0	0	2.3	1	0	0	0	2	2.5		
at Michigan State	01/10/12	7	0-0	.000	0-0	.000	0-0	.000	1	0	1	2.2	2	1	0	0	0	2.3		
MICHIGAN	01/14/12	3	0-1	.000	0-0	.000	0-0	.000	0	0	0	2.1	2	0	0	0	0	2.2		
at Purdue	01/17/12	1	0-0	.000	0-0	.000	0-0	.000	0	0	0	1.9	1	0	1	0	0	2.1		
NEBRASKA	01/26/12	5	0-0	.000	0-0	.000	0-0	.000	0	1	1	1.9	1	0	0	0	0	1.9		
at Indiana	01/29/12	2	0-0	.000	0-0	.000	0-0	.000	0	0	0	1.8	0	0	0	0	0	1.8		
at Northwestern	02/09/12	1	0-0	.000	0-0	.000	2-2	1.000	0	0	0	1.7	3	0	0	0	0	2	1.9	
at Penn State	02/16/12	7	0-0	.000	0-0	.000	0-0	.000	0	0	0	1.6	1	0	0	0	0	1.8		
INDIANA	02/19/12	10	1-1	1.000	0-0	.000	0-0	.000	2	2	4	1.7	1	0	0	1	0	2	1.8	
WISCONSIN	02/23/12	3	0-0	.000	0-0	.000	0-0	.000	0	0	0	1.7	1	0	1	0	0	1.7		
at Illinois	02/26/12	3	0-0	.000	0-0	.000	0-0	.000	0	1	1	1.6	0	0	0	0	0	1.6		
at Nebraska	02/29/12	14	0-1	.000	0-0	.000	0-0	.000	1	1	2	1.6	2	1	1	0	1	1.6		
NORTHWESTERN	03/03/12	5	1-1	1.000	0-0	.000	0-0	.000	1	0	1	1.6	0	0	1	0	0	2	1.6	
vs Illinois	03/08/12	9	0-1	.000	0-0	.000	1-2	.500	1	0	1	1.6	0	1	0	0	0	1	1.6	
vs Michigan State	03/09/12	6	0-0	.000	0-0	.000	0-0	.000	0	0	0	1.5	3	0	1	1	1	0	1.5	
<b>Totals</b>		<b>0</b>	<b>231</b>	<b>15-23</b>	<b>.652</b>	<b>0-0</b>	<b>.000</b>	<b>12-27</b>	<b>.444</b>	<b>18</b>	<b>25</b>	<b>43</b>	<b>1.5</b>	<b>42</b>	<b>6</b>	<b>15</b>	<b>4</b>	<b>11</b>	<b>42</b>	<b>1.5</b>

Games played: 28  
 Minutes/game: 8.3  
 Points/game: 1.5  
 FG Pct: 65.2  
 FT Pct: 44.4

Rebounds/game: 1.5  
 Assists/game: 0.2  
 Turnovers/game: 0.5  
 Assist/turnover ratio: 0.4  
 Steals/game: 0.4  
 Blocks/game: 0.1

### Personal Bests

- Points:** 12, 2x, last at Ohio State, 1/19/11
- Rebounds:** 6 at Ohio State, 1/19/11
- FGM:** 6 vs. Iowa State, 12/10/10
- FGA:** 8 at Ohio State, 1/19/11
- FTM:** 4 vs. Tennessee State, 1/12/10
- FTA:** 8 vs. West Virginia, 11/28/08
- Assists:** 3, 2x, last vs. Ohio State, 1/4/11
- Steals:** 3, vs. IPFW, 11/26/11
- Blocks:** 4 vs. Minnesota, 2/13/11
- Minutes:** 30 at Ohio State, 1/19/11

### CAREER STATISTICS

YEAR	G/GS	FG-A	PCT	3-PT	PCT	FT-A	PCT	RB	AVG	PF-FO	AS	TO	BK	ST	PTS	AVG
Fresh.	20/0	9-17	.529	0-0	.000	5-22	.227	23	1.2	29-1	2	7	9	2	23	1.2
Soph.	22/0	10-26	.385	0-1	.000	18-24	.750	28	1.2	38-3	9	11	7	7	38	1.7
Junior	31/0	41-72	.569	0-0	.000	14-33	.424	74	2.4	66-1	22	30	15	6	96	3.1
Senior	28/0	15-23	.652	0-0	.000	12-27	.444	43	1.5	42-0	6	15	4	11	42	1.5
<b>TOTALS</b>	<b>101/0</b>	<b>75-138</b>	<b>.543</b>	<b>0-1</b>	<b>.000</b>	<b>49-106</b>	<b>.462</b>	<b>168</b>	<b>1.7</b>	<b>175-5</b>	<b>39</b>	<b>63</b>	<b>35</b>	<b>26</b>	<b>199</b>	<b>2.0</b>



# IOWA HAWKEYE BASKETBALL

## Updated Iowa Player Bio

### Bryce Cartwright



# 24

**Sr., 6-1, 188, Guard**  
**Compton, Calif.**  
**Dominguez HS**  
**Fresno State/Paris JC**

- Team co-captain this season
- 2011 Honorable mention all-Big Ten by league media
- Attended the same high school as Tyson Chandler, Cedric Ceballos, Dennis Johnson and Tayshaun Prince
- Named Big Ten Player of the Week by the websites *College Sports Madness* and *NetScouts Basketball* on Jan. 2
- Missed three games this year due to injury (Northern Iowa - hamstring; Penn State and Indiana - ankle)
- Led the team or shared the team lead in assists 12 of the last 14 contests played
- Credited with 53 assists the last 10 games played (5.3 avg.) and 21 assists the last three games (7.0)
- Dished out five assists or more 16 times this season, including 10 of the last 14 contests played
- Ranks fourth in Big Ten assists (4.4) and seventh in assist-to-turnover ratio (1.8)
- Collected a game-high six assists to go along with 12 points in win over NC A&T
- Dished out nine assists in only 19 minutes of action in win over Northern Illinois
- Was a perfect 2-of-2 from 3-point territory finishing with nine points vs. Creighton
- Shared team high in assists with five in win over IPFW
- Notched 12 points, all in the second half, and had three assists in win over Drake, making a career-best eight free throws (8-of-8)
- Tallied a game-high eight assists in the win over Central Arkansas
- Netted a season-high 17 points and dished out a game-high five assists in win at #11 Wisconsin

### 2011-12 Game-by-Game

Opponent	Date	gs	min	Total		3-Pointers		Free throws		Rebounds				pts	avg						
				fg-fga	pct	3fg-fga	pct	ft-fa	pct	off	def	tot	avg			pf	a	t/o	bk	stl	
CHICAGO STATE	11/11/11	*	15	1-5	.200	0-1	.000	0-0	.000	0	2	2	2.0	0	4	3	0	1	2	2.0	
NORTH CAROLINA A&T	11/14/11	*	27	4-11	.364	0-4	.000	4-4	1.000	1	1	2	2.0	4	6	1	0	2	12	7.0	
NORTHERN ILLINOIS	11/17/11	*	19	1-5	.200	0-1	.000	2-2	1.000	0	1	1	1.7	0	9	0	0	0	4	6.0	
vs Creighton	11/20/11	*	20	3-4	.750	2-2	1.000	1-2	.500	0	1	1	1.5	1	1	0	0	0	9	6.8	
CAMPBELL	11/23/11	*	26	2-8	.250	0-0	.000	0-0	.000	0	1	1	1.4	2	2	3	0	2	4	6.2	
IPFW	11/26/11	*	34	4-8	.500	0-0	.000	4-5	.800	0	3	3	1.7	0	5	4	0	1	12	7.2	
CLEMSON	11/29/11	*	28	2-11	.182	0-1	.000	3-4	.750	0	2	2	1.7	0	2	2	0	1	7	7.1	
BROWN	12/03/11	*	28	2-7	.286	0-0	.000	0-0	.000	0	3	3	1.9	2	5	1	0	2	4	6.2	
at Iowa State	12/09/11		6	0-1	.000	0-0	.000	0-0	.000	0	0	0	1.7	0	2	2	0	0	0	6.0	
DRAKE	12/17/11		28	2-9	.222	0-1	.000	8-8	1.000	0	1	1	1.6	1	3	3	0	1	12	6.6	
CENTRAL ARKANSAS	12/19/11		17	1-6	.167	0-0	.000	0-0	.000	2	1	3	1.7	0	8	3	0	2	2	6.2	
BOISE STATE	12/22/11		10	0-3	.000	0-1	.000	1-2	.500	0	2	2	1.8	1	2	1	0	0	1	5.8	
PURDUE	12/28/11		21	4-10	.400	0-3	.000	0-1	.000	0	1	1	1.7	0	4	1	0	0	8	5.9	
at Wisconsin	12/31/11		31	7-12	.583	0-0	.000	3-3	1.000	1	1	2	1.7	1	5	1	0	0	17	6.7	
at Minnesota	01/04/12		18	1-2	.500	0-0	.000	4-4	1.000	0	0	0	1.6	2	2	4	0	0	6	6.7	
OHIO STATE	01/07/12		20	2-6	.333	1-1	1.000	0-0	.000	0	2	2	1.6	1	2	3	0	1	5	6.6	
at Michigan State	01/10/12		17	1-5	.200	0-0	.000	0-0	.000	0	0	0	1.5	1	5	5	0	1	2	6.3	
MICHIGAN	01/14/12		16	2-6	.333	0-1	.000	0-0	.000	0	1	1	1.5	3	5	1	0	2	4	6.2	
at Purdue	01/17/12		19	3-6	.500	0-1	.000	1-2	.500	0	3	3	1.6	2	3	2	0	0	7	6.2	
NEBRASKA	01/26/12		20	1-4	.250	0-1	.000	0-0	.000	0	0	0	1.5	1	5	3	0	1	2	6.0	
at Indiana	01/29/12	*	25	2-2	1.000	0-0	.000	4-6	.667	0	2	2	1.5	3	8	6	0	1	8	6.1	
MINNESOTA	02/01/12	*	29	2-9	.222	0-1	.000	2-4	.500	0	4	4	1.6	1	4	2	0	1	6	6.1	
PENN STATE	02/04/12	*	34	5-9	.556	0-0	.000	7-8	.875	0	7	7	1.9	2	5	1	0	0	17	6.6	
at Northwestern	02/09/12	*	31	1-4	.250	0-0	.000	0-2	.000	0	3	3	1.9	3	5	5	0	1	2	6.4	
WISCONSIN	02/23/12		14	0-1	.000	0-0	.000	0-0	.000	0	2	2	1.9	0	3	2	0	1	0	6.1	
at Illinois	02/26/12		14	0-3	.000	0-1	.000	0-0	.000	0	0	0	1.8	1	2	2	0	0	0	5.9	
at Nebraska	02/29/12		34	5-10	.500	1-1	1.000	0-1	.000	1	3	4	1.9	2	5	4	0	0	11	6.1	
NORTHWESTERN	03/03/12	*	35	3-5	.600	0-0	.000	0-0	.000	1	5	6	2.1	4	8	6	0	1	6	6.1	
vs Illinois	03/08/12	*	33	2-7	.286	0-1	.000	1-2	.500	1	2	3	2.1	1	7	2	1	1	5	6.0	
vs Michigan State	03/09/12	*	20	0-5	.000	0-0	.000	0-0	.000	0	0	0	2.0	2	6	2	0	2	0	5.8	
<b>Totals</b>			15	689	63-184	.342	4-22	.182	45-60	.750	7	54	61	2.0	41	133	75	1	25	175	5.8

Games played: 30  
 Minutes/game: 23.0  
 Points/game: 5.8  
 FG Pct: 34.2  
 3FG Pct: 18.2  
 FT Pct: 75.0

Rebounds/game: 2.0  
 Assists/game: 4.4  
 Turnovers/game: 2.5  
 Assist/turnover ratio: 1.8  
 Steals/game: 0.8  
 Blocks/game: 0.0

- Game-high five assists in win over #13 Michigan
- Notched a team-high eight assists at #16 Indiana, to go along with eight points
- Tallied six points, four rebounds and four assists in home win over Minnesota, including making the two go-ahead free throws in the closing minute
- Recorded a career-high seven rebounds and equaled a season high with 17 points in home win over Penn State, to go along with a team-high five assists
- Netted 11 points and four rebounds to go along with a team-high five assists in win at Nebraska
- Tallied team-high eight assists, while scoring six points and grabbing six rebounds vs. Northwestern
- Seven assists in Big Ten Tournament win over Illinois
- Equaled a game high with six assists against #8 Michigan State in Big Ten Tournament quarterfinal game

#### Personal Bests

- Points:** 25 vs. N'western, 1/12/11
- Rebounds:** 7 vs. Penn State, 2/4/12
- FGM:** 9 vs. N'western, 1/12/11
- FGA:** 19 vs. La. Tech, 12/21/10
- 3-pt FG:** 3, 2x, last vs. Minnesota, 2/13/11
- 3-pt FGA:** 7 vs. Minnesota, 2/13/11
- FTM:** 8 vs. Drake, 12/17/11
- FTA:** 8, 3x, last vs. Penn State, 2/4/12
- Assists:** 10 vs. Michigan State, 2/2/11
- Steals:** 4 vs. Long Beach State, 11/22/10
- Blocks:** 1, 4x, last vs. Illinois, 3/08/12
- Minutes:** 44 at New Mexico State, 2/14/09

#### CAREER STATISTICS

YEAR	G/GS	FG-A	PCT	3-PT	PCT	FT-A	PCT	RB	AVG	PF-FO	AS	TO	BK	ST	PTS	AVG
Fresh.	34/20	58-155	.374	17-65	.262	34-46	.739	60	1.8	45-1	109	68	2	27	167	4.9
Soph.	At Paris Junior College															
Junior	31/26	134-341	.393	19-69	.275	52-75	.693	90	2.9	42-0	182	102	1	28	339	10.9
Senior	30/15	63-184	.342	4-22	.182	45-60	.750	61	2.0	41-0	133	75	2	25	175	5.8
<b>TOTALS</b>	<b>95/61</b>	<b>255-680</b>	<b>.375</b>	<b>40-156</b>	<b>.256</b>	<b>131-181</b>	<b>.724</b>	<b>211</b>	<b>2.2</b>	<b>128-1</b>	<b>424</b>	<b>245</b>	<b>4</b>	<b>80</b>	<b>681</b>	<b>7.2</b>



# IOWA HAWKEYE BASKETBALL

Updated Iowa Player Bio

## Cody Cox



# 3

**So., 6-4, 196, Forward**  
**Waterloo, Iowa**  
**Waterloo West**

- Non-scholarship athlete
- Competed in six career contests

### Personal Bests

Points: ---  
 Rebounds: 1 vs. Chicago State, 11/11/11  
 FGM: ---  
 FGA: 2 vs. SIUE, 11/26/10  
 3-pt FG: ---  
 3-pt FGA: 1 vs. SIUE, 11/26/10  
 FTM: ---  
 FTA: ---  
 Assists: 1 vs. SIUE, 11/26/10  
 Steals: 1 vs. SIUE, 11/26/10  
 Blocks: ---  
 Minutes: 7 vs. SIUE, 11/26/10

## 2011-12 Game-by-Game

Opponent	Date	gs	min	Total		3-Pointers		Free throws		Rebounds			pf	a	t/o	blk	stl	pts	avg
				fg-fga	pct	3fg-fga	pct	ft-fa	pct	off	def	tot							
CHICAGO STATE	11/11/11	3	0-0	.000	0-0	.000	0-0	.000	0	1	1	1.0	0	0	0	0	0	0	0.0
NORTHERN ILLINOIS	11/17/11	2	0-0	.000	0-0	.000	0-0	.000	0	0	0	0.5	0	0	0	0	0	0	0.0
CENTRAL ARKANSAS	12/19/11	2	0-0	.000	0-0	.000	0-0	.000	0	0	0	0.3	1	0	1	0	0	0	0.0
Totals		0	7	0-0	.000	0-0	.000	0-0	.000	0	1	1	0.3	1	0	1	0	0	0.0

Games played: 3  
Minutes/game: 2.3

Rebounds/game: 0.3  
Turnovers/game: 0.3

### CAREER STATISTICS

YEAR	G/GS	FG-A	PCT	3-PT	PCT	FT-A	PCT	RB	AVG	PF-FO	AS	TO	BK	ST	PTS	AVG
Fresh.	3/0	0-3	.000	0-1	.000	0-0	.000	0	0.0	1-0	1	0	0	1	0	0.0
Soph.	3/0	0-0	.000	0-0	.000	0-0	.000	1	0.3	1-0	0	1	0	0	0	0.0
TOTALS	6/0	0-3	.000	0-1	.000	0-0	.000	1	0.2	2-0	1	1	0	1	0	0.0



# IOWA HAWKEYE BASKETBALL

## Updated Iowa Player Bio

### Kyle Denning



# 13

**Fr., 6-2, 175, Guard**  
**Cedar Falls, Iowa**  
**Northern University HS**

- Non-scholarship athlete
- Saw action in four games
- Sank both free throw attempts in four minutes of action in Iowa's season opening win over Chicago State
- Registered first career field goal and rebound in win over Central Arkansas

#### Personal Bests

**Points:** 2 vs. C. Arkansas, 12/19/11  
**Rebounds:** 1 vs. C. Arkansas, 12/19/11  
**FGM:** 1 vs. C. Arkansas, 12/19/11  
**FGA:** 2 vs. C. Arkansas, 12/19/11  
**3-pt FG:** ---  
**3-pt FGA:** 1 vs. C. Arkansas, 12/19/11  
**FTM:** 2 vs. Chicago State, 11/11/11  
**FTA:** 2 vs. Chicago State, 11/11/11  
**Assists:** ---  
**Steals:** ---  
**Blocks:** ---  
**Minutes:** 4 vs. Chicago State, 11/11/11

### 2011-12 Game-by-Game

Opponent	Date	gs	min	Total		3-Pointers		Free throws		Rebounds				pf	a	t/o	blk	stl	pts	avg
				fg-fga	pct	3fg-fga	pct	ft-fta	pct	off	def	tot	avg							
CHICAGO STATE	11/11/11	4	0-0	.000	0-0	.000	2-2	1.000	0	0	0	0.0	0	0	0	0	0	0	2	2.0
NORTHERN ILLINOIS	11/17/11	2	0-0	.000	0-0	.000	0-0	.000	0	0	0	0.0	0	0	0	0	0	0	0	1.0
BROWN	12/03/11	0	0-0	.000	0-0	.000	0-0	.000	0	0	0	0.0	0	0	0	0	0	0	0	0.7
CENTRAL ARKANSAS	12/19/11	3	1-2	.500	0-1	.000	0-0	.000	0	1	1	0.3	0	0	1	0	0	2	1.0	
Totals		0	9	1-2	.500	0-1	.000	2-2	1.000	0	1	1	0.3	0	0	1	0	4	1.0	

Games played: 4  
 Minutes/game: 2.3  
 Points/game: 1.0  
 FG Pct: 50.0  
 3FG Pct: 0.0  
 FT Pct: 100.0

Rebounds/game: 0.3  
 Turnovers/game: 0.3

#### CAREER STATISTICS

YEAR	G/GS	FG-A	PCT	3-PT	PCT	FT-A	PCT	RB	AVG	PF-FO	AS	TO	BK	ST	PTS	AVG
Fresh.	4/0	1-2	.500	0-1	.000	2-2	1.000	1	0.3	0-0	0	1	0	0	4	1.0



# IOWA HAWKEYE BASKETBALL

## Updated Iowa Player Bio

### Matt Gatens



# 5

**Sr., 6-5, 212, Guard**  
**Iowa City, Iowa**  
**City HS**

- Two-time team co-captain
- Voted second team all-Big Ten by the league's media and third team by the coaches, and also named the team's Big Ten Sportsmanship Award honoree
- One of only two Hawkeyes to ever have 1,600+ points, 400+ rebounds, 250+ assists and 125+ steals (Roy Marble)
- Voted "Capital One Impact Performer of the Week" for week eight on [ESPN.com](http://ESPN.com)
- Averaged 21.1 points per game the last eight contests
- Led Iowa in scoring in seven-straight games from Feb. 16 to March 8, which is the longest streak by a Hawkeye since Andre Woolridge led his squad seven straight games in 1997
- Named to the Dale Howard Classic All-Tournament team
- Earned first career Big Ten Player of the Week award on Feb. 27 when he shared the honor with Purdue's Robbie Hummel
- Ranks sixth in Iowa career scoring (1,621)

- Named NetScouts Basketball's Big Ten Player of the Week on Feb. 21 and Feb. 29
- Only missed two games in his career due to injury (2010 vs. South Dakota State and UL Monroe)
- His 21.6 February scoring average ranked third-best in the Big Ten
- His 17.0 scoring average in Big Ten play ranked fifth overall and second among conference seniors
- Has made 42.4 percent (72-of-170) of his 3-point attempts this season, which is the best percentage by a Hawkeye (minimum of 125 attempts) since Kent McCausland made 52 percent (70-of-134) during the 1996-97 season
- Posted double figures 88 times in his career, including 26-of-33 games this season
- Made 40-of-113 (.354) from 3-point range the first 25 games of the season. Gatens has made 55.2 percent (32-of-58) from long distance the last eight outings.
- Scored 85 points vs. Indiana, Wisconsin and Illinois marking the first time a Hawkeye netted 85 points or more in three straight games against conference competition since Roy Marble (86) in 1989
- Surpassed the 20-point plateau fourth consecutive games (Penn State, Indiana, Wisconsin, Illinois) marking the first time a Hawkeye netted 20+ points in four straight games against Big Ten competition since Andre Woolridge in 1997
- Ranks second in Iowa career 3-pointers (236)
- Posted back-to-back career highs against Indiana (30) and then #15 Wisconsin (33)
- First Big Ten player to score 30+ versus two teams (#18 Indiana and #15 Wisconsin) that were both in AP Top 25 since 1996-97
- Ranks fourth in Big Ten career free throw percentage, minimum 350 attempts (.865, 345-399)
- Fourth Big Ten player in the last 10 seasons to score 30+ points in back-to-back games versus conference opponents

- Made his last seven triples in Iowa's win over #18 Indiana (2/19) and first five 3-pointers in win vs. #15 Wisconsin (2/23), extending his consecutive school record to 12
- Has missed five free throws in final five minutes of a contest this season (37-of-42), including 21-of-23 in the final minute
- Ranks third in Big Ten and 45th in the country in free throw percentage this season (.859, 110-128)
- Leads team in scoring and ranks seventh in the Big Ten (15.7)
- Has scored 20 points or more in a game 18 times in his career, including nine times this year
- Poured in 27 points and also had six rebounds, four assists and two steals in win over NC A&T
- Notched a team-high 17 points against Campbell, adding five rebounds, two assists and two steals
- Posted a team-high 22 points and dished out five assists in win over IPFW
- Led team with 20 points in win over Drake, adding six rebounds and a game-high three steals
- Grabbed a personal-best 12 rebounds and matched a career high with two blocks in win at #11 Wisconsin
- Snagged six rebounds and led all scorers with 19 points in win at Minnesota
- Tallied a team-high 19 points in win over #13 Michigan
- Had 20 points and a season-high four steals at #16 Indiana, equaling a career-high with nine field goals
- Led team with a game-high 18 points in home win over Minnesota
- Tallied a team-high 16 points in road win at Nebraska
- Registered a team-high 18 points in home win over Penn State, to along with three steals and two assists; made 10-of-11 from the line
- Scored game-high 21 points, bolstered by 5-7 shooting from 3-point range in the second half, at Penn State

### GATENS' RECENT 3-POINT ACCURACY

#### Big Ten, Most 3PM in a 3-Game Stretch - Since 1996-97 (All Games)

Matt Gatens, 2011-12 Iowa	19 (02/19/2012 - 02/26/2012)
Matt Gatens, 2011-12 Iowa	19 (02/16/2012 - 02/23/2012)
Jon Diebler, 2010-11 OhioSt	19 (02/27/2011 - 03/06/2011)
Jon Diebler, 2010-11 OhioSt	18 (03/01/2011 - 03/11/2011)
Talor Battle, 2010-11 PSU	18 (02/13/2011 - 02/20/2011)
Je'Kel Foster, 2005-06 OhioSt	18 (02/04/2006 - 02/12/2006)
Kevin Turner, 1997-98 Ill	18 (12/30/1997 - 01/08/1998)

#### Big Ten, Most 3PM in a 3-Game Stretch - Since 1996-97 (Conf Games Only)

Matt Gatens, 2011-12 Iowa	19 (02/19/2012 - 02/26/2012)
Matt Gatens, 2011-12 Iowa	19 (02/16/2012 - 02/23/2012)
Jon Diebler, 2010-11 OhioSt	19 (02/27/2011 - 03/06/2011)
Jon Diebler, 2010-11 OhioSt	18 (03/01/2011 - 03/11/2011)
Talor Battle, 2010-11 PSU	18 (02/13/2011 - 02/20/2011)
Je'Kel Foster, 2005-06 OhioSt	18 (02/04/2006 - 02/12/2006)
Michael Thompson, 2009-10 NW	16 (02/28/2010 - 03/11/2010)
Drew Neitzel, 2006-07 MSU	16 (02/13/2007 - 02/20/2007)
Dee Brown, 2004-05 Ill	16 (02/23/2005 - 03/06/2005)
Joe Crispin, 1998-99 PSU	16 (02/24/1999 - 03/04/1999)

#### Big Ten, Most 3PM in a 4-Game Stretch - Since 1996-97 (All Games)

Matt Gatens, 2011-12 Iowa	24 (02/16/2012 - 02/26/2012)
Matt Gatens, 2011-12 Iowa	22 (02/09/2012 - 02/23/2012)
Jon Diebler, 2010-11 OhioSt	22 (02/22/2011 - 03/06/2011)
Jon Diebler, 2009-10 OhioSt	22 (11/24/2009 - 12/05/2009)
Anthony Tucker, 2008-09 Iowa	22 (11/20/2008 - 11/28/2008)
Jon Diebler, 2010-11 OhioSt	21 (03/01/2011 - 03/12/2011)
Talor Battle, 2010-11 PSU	21 (02/10/2011 - 02/20/2011)
Je'Kel Foster, 2005-06 OhioSt	21 (01/30/2006 - 02/12/2006)

#### Big Ten, Most 3PM in a 4-Game Stretch - Since 1996-97 (Conf Games Only)

Matt Gatens, 2011-12 Iowa	24 (02/16/2012 - 02/26/2012)
Matt Gatens, 2011-12 Iowa	22 (02/09/2012 - 02/23/2012)
Jon Diebler, 2010-11 OhioSt	22 (02/22/2011 - 03/06/2011)
Jon Diebler, 2010-11 OhioSt	21 (03/01/2011 - 03/12/2011)
Talor Battle, 2010-11 PSU	21 (02/10/2011 - 02/20/2011)
Jon Diebler, 2010-11 OhioSt	20 (02/27/2011 - 03/11/2011)
Je'Kel Foster, 2005-06 OhioSt	20 (01/28/2006 - 02/12/2006)
Dee Brown, 2004-05 Ill	20 (02/16/2005 - 03/03/2005)





# IOWA HAWKEYE BASKETBALL

## Updated Iowa Player Bio

### 2011-12 Game-by-Game

Opponent	Date	gs	min	Total		3-Pointers		Free throws		Rebounds				pts	avg						
				fg-fga	pct	3fg-fga	pct	ft-fa	pct	off	def	tot	avg								
CHICAGO STATE	11/11/11	*	16	2-5	.400	1-4	.250	2-2	1.000	1	0	1	1.0	3	2	0	0	1	7	7.0	
NORTH CAROLINA A&T	11/14/11	*	34	9-15	.600	4-10	.400	5-6	.833	4	2	6	3.5	2	4	1	0	2	27	17.0	
NORTHERN ILLINOIS	11/17/11	*	20	5-6	.833	3-4	.750	2-2	1.000	1	1	2	3.0	1	2	1	0	1	15	16.3	
vs Creighton	11/20/11	*	35	5-12	.417	2-7	.286	1-1	1.000	1	3	4	3.3	2	1	1	0	3	13	15.5	
CAMPBELL	11/23/11	*	40	5-12	.417	1-5	.200	6-6	1.000	1	4	5	3.6	3	2	1	0	2	17	15.8	
IPFW	11/26/11	*	33	6-12	.500	2-3	.667	8-9	.889	0	4	4	3.7	1	5	2	0	2	22	16.8	
CLEMSON	11/29/11	*	33	1-6	.167	0-1	.000	6-7	.857	0	0	0	3.1	2	0	1	0	1	8	15.6	
BROWN	12/03/11	*	30	3-8	.375	1-2	.500	2-2	1.000	1	1	2	3.0	1	1	0	0	1	9	14.8	
at Northern Iowa	12/06/11	*	37	3-9	.333	0-4	.000	0-0	.000	0	4	4	3.1	3	1	1	0	2	6	13.8	
at Iowa State	12/09/11	*	39	3-7	.429	3-6	.500	2-2	1.000	0	4	4	3.2	4	1	2	0	0	11	13.5	
DRAKE	12/17/11	*	40	7-14	.500	1-5	.200	5-7	.714	3	3	6	3.5	2	2	1	0	3	20	14.1	
CENTRAL ARKANSAS	12/19/11	*	22	5-9	.556	1-4	.250	0-0	.000	1	4	5	3.6	2	5	3	0	2	11	13.8	
BOISE STATE	12/22/11	*	38	5-11	.455	1-4	.250	5-5	1.000	1	1	2	3.5	2	3	0	0	1	16	14.0	
PURDUE	12/28/11	*	36	3-9	.333	1-2	.500	4-4	1.000	2	4	6	3.6	1	5	0	0	0	11	13.8	
at Wisconsin	12/31/11	*	34	2-9	.222	0-1	.000	2-2	1.000	2	10	12	4.2	1	3	0	2	0	6	13.3	
at Minnesota	01/04/12	*	36	7-11	.636	2-5	.400	3-6	.500	3	3	6	4.3	1	3	0	0	3	19	13.6	
OHIO STATE	01/07/12	*	27	3-8	.375	0-3	.000	0-0	.000	2	3	5	4.4	1	0	4	0	2	6	13.2	
at Michigan State	01/10/12	*	28	4-9	.444	2-5	.400	1-2	.500	1	2	3	4.3	2	1	1	0	1	11	13.1	
MICHIGAN	01/14/12	*	38	5-10	.500	4-7	.571	5-5	1.000	1	2	3	4.2	1	1	0	0	3	19	13.4	
at Purdue	01/17/12	*	38	4-9	.444	1-2	.500	3-4	.750	1	5	6	4.3	2	2	2	1	3	12	13.3	
NEBRASKA	01/26/12	*	35	5-13	.385	2-8	.250	0-0	.000	0	0	0	4.1	3	1	0	0	0	12	13.2	
at Indiana	01/29/12	*	35	9-13	.692	1-4	.250	1-1	1.000	1	1	2	4.0	2	0	4	0	4	20	13.5	
MINNESOTA	02/01/12	*	38	7-14	.500	2-6	.333	2-4	.500	1	1	2	3.9	2	0	0	1	1	18	13.7	
PENN STATE	02/04/12	*	34	3-8	.375	2-6	.333	10-11	.909	2	2	4	3.9	1	3	0	0	2	18	13.9	
at Northwestern	02/09/12	*	35	5-10	.500	3-5	.600	2-2	1.000	0	2	2	3.8	2	1	1	0	0	15	14.0	
at Penn State	02/16/12	*	38	6-13	.462	5-7	.714	4-4	1.000	1	3	4	3.8	3	1	1	1	0	21	14.2	
INDIANA	02/19/12	*	40	10-18	.556	7-10	.700	3-3	1.000	1	3	4	3.9	0	0	2	0	3	30	14.8	
WISCONSIN	02/23/12	*	39	12-18	.667	7-10	.700	2-3	.667	0	3	3	3.8	1	2	0	0	0	33	15.5	
at Illinois	02/26/12	*	40	6-11	.545	5-6	.833	5-7	.714	0	2	2	3.8	3	0	3	0	2	22	15.7	
at Nebraska	02/29/12	*	40	4-11	.364	3-8	.375	5-7	.714	1	4	5	3.8	0	2	1	0	0	16	15.7	
NORTHWESTERN	03/03/12	*	38	6-12	.500	2-7	.286	3-3	1.000	0	4	4	3.8	3	3	0	0	1	17	15.7	
vs Illinois	03/08/12	*	36	7-12	.583	2-5	.400	4-4	1.000	0	3	3	3.8	2	1	2	0	1	20	15.9	
vs Michigan State	03/09/12	*	38	1-6	.167	1-4	.250	7-7	1.000	1	0	1	3.7	2	4	1	0	1	10	15.7	
Totals			33	1140	168-350	.480	72-170	.424	110-128	.859	34	88	122	3.7	61	62	36	5	48	518	15.7

Games played: 33  
 Minutes/game: 34.5  
 Points/game: 15.7  
 FG Pct: 48.0  
 3FG Pct: 42.4  
 FT Pct: 85.9

Rebounds/game: 3.7  
 Assists/game: 1.9  
 Turnovers/game: 1.1  
 Assist/turnover ratio: 1.7  
 Steals/game: 1.5  
 Blocks/game: 0.2

- Netted 22 of his 30 points, bolstered by making seven consecutive 3-pointers, and collected three steals in home win over #18 Indiana
- Made his first five 3-pointers at Illinois, finishing with a game-high 22 points
- Recorded a team-high 16 points, including a game-best three 3-pointers (3-of-8), to go along with five rebounds in win at Nebraska
- Scored a team-high 17 points, while grabbing four rebounds vs. Northwestern
- Scored a team-high 20 points in Big Ten Tournament win over Illinois, including 4-of-4 free throws in final 37 seconds of 64-61 win
- Tallied 10 points and four assists against #8 Michigan State in Big Ten Tournament quarterfinal game

#### Personal Bests

- Points:** 33 vs. Wisconsin, 2/23/12
- Rebounds:** 12 at Wisconsin, 12/31/11
- FGM:** 12 vs. Wisconsin, 2/23/12
- FGA:** 21 at Minnesota, 1/16/11
- 3-pt FG:** 7, 2x, last vs. Wisconsin, 2/23/12
- 3-pt FGA:** 11 vs. Minnesota, 2/13/11
- FTM:** 11 vs. Indiana, 1/23/11
- FTA:** 12, 2x, last vs. Indiana, 1/23/11
- Assists:** 8 vs. SC State, 12/21/09
- Steals:** 5 vs. Idaho State, 12/4/10
- Blocks:** 2, 2x, last at Wisconsin, 12/31/11
- Minutes:** 50 vs. Penn State, 3/7/09

### GATENS IN THE BIG TEN

All Games	Rank	Avg.
Free Throw Percentage	3rd	.859
3-Pointers Made	4th	2.2
Steals	6th	1.5
Scoring	7th	15.7
3-Point Percentage	8th	.424
Minutes Played	8th	34.5

Conference Games Only	Rank	Avg.
3-Pointers Made	1st	2.7
3-Point Percentage	3rd	.480
Scoring	5th	17.0
FT Percentage	9th	.809
Steals	7th	1.4
Minutes Played	9h	36.1

### GATENS IN FEBRUARY

#### Best 3-point percentage

Division I Players Feb. 16-March 3

Jordan Dysktra, S. Dakota St. .722 (13-18)

**Matt Gatens, Iowa .604 (29-48)**

Scott Christopherson, Iowa St. .528 (19-36)

Minimum 10 3-pt FG made

#### Most Points Per Game

Big Ten Players – February, 2012

John Shurna, Northwestern 22.8

Tim Frazier, Penn State 21.8

**Matt Gatens, Iowa 21.6**

Robbie Hummel, Purdue 21.4

### CAREER STATISTICS

YEAR	G/GS	FG-A	PCT	3-PT	PCT	FT-A	PCT	RB	AVG	PF-FO	AS	TO	BK	ST	PTS	AVG
Fresh.	32/32	109-258	.422	52-129	.403	75-83	.904	121	3.8	82-2	71	51	10	26	345	10.8
Soph.	32/32	125-338	.370	58-177	.328	84-101	.832	138	4.3	70-0	105	85	3	29	392	12.3
Junior	29/29	118-299	.395	54-163	.331	76-87	.874	71	2.4	44-1	53	42	3	38	366	12.6
Senior	33/33	168-350	.480	72-170	.424	110-128	.859	122	3.7	61-0	62	36	5	48	518	15.7
<b>TOTALS</b>	<b>126/126</b>	<b>520-1245</b>	<b>.418</b>	<b>236-639</b>	<b>.369</b>	<b>345-399</b>	<b>.865</b>	<b>452</b>	<b>3.6</b>	<b>257-3</b>	<b>291</b>	<b>214</b>	<b>21</b>	<b>141</b>	<b>1621</b>	<b>12.9</b>



# IOWA HAWKEYE BASKETBALL

Updated Iowa Player Bio

## Roy Devyn Marble



4

**So., 6-6, 194, Guard/Forward**  
**Southfield, Mich.**  
**Lathrup HS**

- Father Roy, is a three-time all-Big Ten performer and Iowa MVP, and Iowa's all-time leading scorer
- Named Big Ten Player of the Week by the website *College Sports Madness* on Dec. 26
- One of only three Big Ten players (Penn State's Tim Frazier, Michigan State's Draymond Green) to be ranked in the top five in steals, top ten in assists and top 25 in scoring
- Boasts a 2.0 assist/turnover ratio (118 assists to only 59 turnovers), which ranks fifth in the Big Ten and 85th nationally
- Grabbed seven boards or more in three of the last 10 contests, including pulling down a career-high eight in both games against Penn State
- Recorded at least one steal in 27-of-33 games, including collecting a personal-best four thefts twice
- Dished out four assists or more 16 times this year, five or more 10 times, and was credited with a career-high eight vs. #15 Wisconsin
- Posted double figures 26 times in his career, including 23 of the last 29 games
- Scored a career and game-high 21 points at Iowa State, making a career-best 10-of-11 from the free throw line; added five assists
- Made first two starts of the season at point guard on the road (Northern Iowa and Iowa State)
- Scored 11 points, collected four assists, seven rebounds and three steals in victory over Brown
- Started first game of the season at UNI, leading team in points (14) and assists (4)
- Notched six assists in win over Central Arkansas, to go along with a game-high 19 points on 5-of-8 field goals and 9-of-10 free throw attempts
- Tallied or equaled career highs in rebounds (8) and blocks (3), to go along with 18 points on 5-of-10 field goals and 8-of-10 free throws and three steals in win over Boise State
- Opened the Big Ten season by dishing out six assists and scoring 17 points in home game vs. Purdue
- Had 12 points, and collected a team-high eight rebounds and three steals at #6 Michigan State
- Registered 13 points, six rebounds and four assists in win over #13 Michigan

## 2011-12 Game-by-Game

Opponent	Date	gs	min	Total		3-Pointers		Free throws		Rebounds				pf	a	t/o	blk	stl	pts	avg
				fg-fga	pct	3fg-3fga	pct	ft-fta	pct	off	def	tot	avg							
CHICAGO STATE	11/11/11	21	3-6	.500	0-2	.000	0-0	.000	2	5	7	7.0	2	4	0	0	3	6	6.0	
NORTH CAROLINA A&T	11/14/11	13	2-6	.333	1-2	.500	0-0	.000	0	1	1	4.0	2	3	1	0	0	5	5.5	
NORTHERN ILLINOIS	11/17/11	17	2-8	.250	0-0	.000	1-2	.500	1	1	2	3.3	0	4	0	0	2	5	5.3	
vs Creighton	11/20/11	21	0-4	.000	0-1	.000	2-2	1.000	1	1	2	3.0	2	1	0	0	1	2	4.5	
CAMPBELL	11/23/11	32	6-12	.500	0-1	.000	2-2	1.000	1	0	1	2.6	3	4	0	1	1	14	6.4	
IPFW	11/26/11	22	4-6	.667	1-1	1.000	2-5	.400	1	1	2	2.5	3	2	3	0	1	11	7.2	
CLEMSON	11/29/11	17	2-8	.250	0-1	.000	2-2	1.000	0	0	0	2.1	0	1	0	1	1	6	7.0	
BROWN	12/03/11	23	4-9	.444	0-0	.000	3-3	1.000	3	4	7	2.8	2	4	0	0	3	11	7.5	
at Northern Iowa	12/06/11	* 37	7-12	.583	0-2	.000	0-3	.000	1	3	4	2.9	4	4	2	0	2	14	8.2	
at Iowa State	12/09/11	* 37	5-12	.417	1-1	1.000	10-11	.909	1	3	4	3.0	3	5	2	0	2	21	9.5	
DRAKE	12/17/11	* 19	3-7	.429	0-1	.000	4-5	.800	1	1	2	2.8	1	5	2	0	2	10	9.5	
CENTRAL ARKANSAS	12/19/11	* 23	5-8	.625	0-0	.000	9-10	.900	2	1	3	2.8	0	6	1	0	1	19	10.3	
BOISE STATE	12/22/11	* 31	5-10	.500	0-0	.000	8-10	.800	1	7	8	3.2	1	5	1	3	3	18	10.9	
PURDUE	12/28/11	* 35	6-12	.500	0-1	.000	5-8	.625	1	0	1	3.1	2	6	0	1	1	17	11.4	
at Wisconsin	12/31/11	* 29	3-6	.500	0-0	.000	1-3	.333	0	4	4	3.1	2	1	1	0	0	7	11.1	
at Minnesota	01/04/12	* 33	4-10	.400	0-0	.000	1-5	.200	1	3	4	3.2	2	2	2	0	3	9	10.9	
OHIO STATE	01/07/12	* 29	1-8	.125	0-0	.000	3-4	.750	0	3	3	3.2	0	2	2	2	0	5	10.6	
at Michigan State	01/10/12	* 36	4-15	.267	2-3	.667	2-3	.667	3	5	8	3.4	3	1	4	0	3	12	10.7	
MICHIGAN	01/14/12	* 34	5-12	.417	0-1	.000	3-5	.600	2	4	6	3.6	2	4	2	1	1	13	10.8	
at Purdue	01/17/12	* 35	6-10	.600	1-2	.500	5-6	.833	1	4	5	3.7	1	2	2	0	0	18	11.2	
NEBRASKA	01/26/12	* 26	3-9	.333	0-1	.000	9-10	.900	2	1	3	3.6	2	3	1	0	2	15	11.3	
at Indiana	01/29/12	* 33	6-9	.667	0-1	.000	1-2	.500	1	2	3	3.6	1	5	0	1	1	13	11.4	
MINNESOTA	02/01/12	* 32	5-9	.556	1-2	.500	1-1	1.000	2	3	5	3.7	1	2	2	1	2	12	11.4	
PENN STATE	02/04/12	* 34	2-3	.667	0-0	.000	1-2	.500	1	7	8	3.8	2	2	4	1	1	5	11.2	
at Northwestern	02/09/12	* 33	3-6	.500	1-2	.500	3-3	1.000	1	1	2	3.8	0	3	2	0	1	10	11.1	
at Penn State	02/16/12	* 40	4-10	.400	0-2	.000	5-7	.714	2	6	8	3.9	1	6	3	0	1	13	11.2	
INDIANA	02/19/12	* 38	4-17	.235	0-2	.000	2-5	.400	3	4	7	4.0	2	7	2	0	4	10	11.1	
WISCONSIN	02/23/12	* 33	3-10	.300	1-4	.250	4-5	.800	1	2	3	4.0	3	8	3	0	2	11	11.1	
at Illinois	02/26/12	* 38	4-9	.444	0-1	.000	2-2	1.000	1	2	3	4.0	1	6	6	0	4	10	11.1	
at Nebraska	02/29/12	* 27	3-10	.300	2-5	.400	3-5	.600	0	3	3	3.9	1	3	3	0	0	11	11.1	
NORTHWESTERN	03/03/12	* 30	4-7	.571	1-2	.500	2-2	1.000	0	1	1	3.8	2	0	4	1	1	11	11.1	
vs Illinois	03/08/12	* 28	2-6	.333	1-2	.500	0-1	.000	2	1	3	3.8	0	3	1	0	2	5	10.9	
vs Michigan State	03/09/12	* 29	5-10	.500	1-2	.500	2-3	.667	0	4	4	3.8	0	3	1	0	0	13	11.0	
Totals		25	965	125-296	.422	14-45	.311	98-137	.715	38	88	126	3.8	52	118	59	13	51	362	11.0

Games played: 33  
 Minutes/game: 29.2  
 Points/game: 11.0  
 FG Pct: 42.2  
 3FG Pct: 31.1  
 FT Pct: 71.5

Rebounds/game: 3.8  
 Assists/game: 3.6  
 Turnovers/game: 1.8  
 Assist/turnover ratio: 2.0  
 Steals/game: 1.5  
 Blocks/game: 0.4

- Recorded 18 points, five rebounds and three assists at Purdue
- Notched 15 points, three assists and two assists in home game against Nebraska, making 9-of-10 FTs
- Tallied 12 points, two assists and two steals in home win over Minnesota, scoring five crucial points in the last two and a half minutes to lead Iowa to the victory
- Equaled a career high with eight rebounds in home win over Penn State
- Played all 40 minutes, a career high, scored 13 points and matched personal best in rebounds (8) at Penn State
- Posted career high in steals (4), along with scoring 10 points, snagging seven rebounds and dishing out seven assists in home win over #18 Indiana
- Recorded career high in assists (8), while scoring 11 points in win over #15 Wisconsin
- Scored 10 points, while dishing out a game-high six assists and matching a career-high four steals at Illinois
- Recorded 11 points, three rebounds and three assists in road win over Nebraska

- Recorded 13 points, four rebounds and three steals against #8 Michigan State in Big Ten Tournament quarterfinal game

### Personal Bests

**Points:** 21 at Iowa State, 12/9/11  
**Rebounds:** 8, 3x, last at Penn State, 2/16/12  
**FGM:** 8 vs. Indiana, 1/23/11  
**FGA:** 13 vs. Indiana, 1/23/11  
**3-pt FG:** 2, 3x, last at Michigan, 1/30/11  
**3-pt FGA:** 3, 4x, last at Mich. State, 3/2/11  
**FTM:** 10 at Iowa State, 12/9/11  
**FTA:** 11 at Iowa State, 12/9/11  
**Assists:** 8 vs. Wisconsin, 2/23/12  
**Steals:** 4, 2x, last at Illinois, 2/26/12  
**Blocks:** 3 vs Boise State, 12/22/11  
**Minutes:** 40, at Penn State, 2/16/12

### CAREER STATISTICS

YEAR	G/GS	FG-A	PCT	3-PT	PCT	FT-A	PCT	RB	AVG	PF-FO	AS	TO	BK	ST	PTS	AVG
Fresh.	31/6	66-174	.379	11-41	.268	35-66	.530	74	2.4	41-0	41	34	2	21	178	5.7
Soph.	33/25	125-296	.422	14-45	.311	98-137	.715	126	3.8	52-0	118	59	13	51	362	11.0
TOTALS	64/31	191-470	.406	25-86	.291	133-203	.655	200	3.1	93-0	159	93	15	72	540	8.4



# IOWA HAWKEYE BASKETBALL

## Updated Iowa Player Bio

### Eric May



# 25

**Jr., 6-5, 217, Guard/Forward**  
**Dubuque, Iowa**  
**Wahlert HS**

- 2011 Academic All-Big Ten honoree
- Did not dress/play in Iowa's home games versus Minnesota (Feb. 1) and #18 Indiana (Feb. 19) due to an injured back
- Playing limited minutes as of late due to an injured back
- Grabbed five or more rebounds in five Big Ten contests
- Dished out a game and career-high five assists in win over Chicago State
- Matched a career best with 20 points on 8-12 shooting from the field, including 3-4 from 3-point range, and 1-3 from the foul line and also pulled down a season-high nine rebounds in win over NC A&T
- Tallied 14 points and had four assists in win over Northern Illinois
- Controlled a team-high six rebounds vs. Creighton
- Recorded 10 points at UNI, hitting 5-of-11 field goals
- Notched 10 points and a game-high three steals in win over Central Arkansas
- Went 4-4 from the line against Purdue to equal his career-best free throws made
- Scored all nine of his points and grabbed all six of his rebounds in the second half in home game vs. Purdue
- Led Iowa in scoring (9) and rebounding (6) for the first time in his career vs. #6 Ohio State
- Had a team-high seven rebounds in win over #13 Michigan

### 2011-12 Game-by-Game

Opponent	Date	gs	min	Total		3-Pointers		Free throws		Rebounds				pf	a	t/o	blk	stl	pts	avg	
				fg-fga	pct	3fg-fga	pct	ft-fa	pct	off	def	tot	avg								
CHICAGO STATE	11/11/11	*	26	4-10	.400	2-5	.400	2-2	1.000	0	1	1	1.0	1	5	1	1	2	12	12.0	
NORTH CAROLINA A&T	11/14/11	*	32	8-12	.667	3-4	.750	1-3	.333	3	6	9	5.0	2	1	5	0	1	20	16.0	
NORTHERN ILLINOIS	11/17/11	*	19	6-8	.750	2-2	1.000	0-0	.000	0	3	3	4.3	2	4	2	0	0	14	15.3	
vs Creighton	11/20/11	*	23	3-10	.300	0-3	.000	0-0	.000	2	4	6	4.8	3	2	3	1	0	6	13.0	
CAMPBELL	11/23/11	*	20	1-4	.250	0-1	.000	2-4	.500	0	2	2	4.2	2	0	1	0	2	4	11.2	
IPFW	11/26/11	*	11	1-2	.500	0-0	.000	0-0	.000	0	1	1	3.7	2	1	1	0	0	2	9.7	
CLEMSON	11/29/11	*	12	1-6	.167	0-3	.000	0-0	.000	0	2	2	3.4	1	1	0	0	0	2	8.6	
BROWN	12/03/11	*	19	4-8	.500	0-2	.000	0-0	.000	1	3	4	3.5	0	3	0	0	1	8	8.5	
at Northern Iowa	12/06/11	*	30	5-11	.455	0-2	.000	0-1	.000	1	1	2	3.3	3	1	0	0	0	10	8.7	
at Iowa State	12/09/11	*	15	2-5	.400	1-1	1.000	0-0	.000	1	1	2	3.2	3	0	1	0	1	5	8.3	
DRAKE	12/17/11	*	14	0-3	.000	0-2	.000	3-4	.750	2	1	3	3.2	4	1	0	2	2	3	7.8	
CENTRAL ARKANSAS	12/19/11	*	23	3-4	.750	2-2	1.000	2-2	1.000	1	0	1	3.0	0	2	1	0	3	10	8.0	
BOISE STATE	12/22/11	*	21	1-6	.167	1-2	.500	0-0	.000	1	0	1	2.8	1	3	0	1	1	3	7.6	
PURDUE	12/28/11	*	20	2-7	.286	1-2	.500	4-4	1.000	1	5	6	3.1	4	0	1	0	0	9	7.7	
at Wisconsin	12/31/11	*	18	1-4	.250	0-0	.000	0-0	.000	0	5	5	3.2	0	0	1	0	0	2	7.3	
at Minnesota	01/04/12	*	23	3-6	.500	0-1	.000	0-0	.000	0	1	1	3.1	0	1	0	1	0	6	7.3	
OHIO STATE	01/07/12	*	21	4-10	.400	1-2	.500	0-0	.000	2	4	6	3.2	0	1	2	0	2	9	7.4	
at Michigan State	01/10/12	*	13	1-2	.500	0-0	.000	0-1	.000	1	1	2	3.2	1	1	4	0	0	2	7.1	
MICHIGAN	01/14/12	*	18	1-4	.250	0-1	.000	0-0	.000	3	4	7	3.4	1	1	0	0	0	2	6.8	
at Purdue	01/17/12	*	22	0-4	.000	0-1	.000	1-2	.500	0	0	0	3.2	5	1	1	0	1	1	6.5	
NEBRASKA	01/26/12	*	19	2-5	.400	1-1	1.000	0-1	.000	1	4	5	3.2	2	1	1	1	1	5	6.4	
at Indiana	01/29/12		5	0-0	.000	0-0	.000	0-0	.000	1	0	1	3.2	0	0	1	0	0	0	6.1	
PENN STATE	02/04/12		12	2-4	.500	0-0	.000	0-0	.000	1	1	2	3.1	1	1	2	0	2	4	6.0	
at Northwestern	02/09/12		8	0-1	.000	0-1	.000	0-0	.000	0	1	1	3.0	2	1	3	0	0	0	5.8	
at Penn State	02/16/12		5	1-2	.500	0-1	.000	0-0	.000	0	0	0	2.9	0	0	0	0	1	2	5.6	
WISCONSIN	02/23/12		2	0-0	.000	0-0	.000	0-0	.000	0	0	0	2.8	1	0	0	0	0	0	5.4	
at Illinois	02/26/12		3	0-1	.000	0-1	.000	0-0	.000	0	0	0	2.7	0	0	0	0	0	0	5.2	
at Nebraska	02/29/12		8	0-0	.000	0-0	.000	0-0	.000	0	2	2	2.7	1	1	0	0	0	0	5.0	
NORTHWESTERN	03/03/12		3	0-0	.000	0-0	.000	0-0	.000	0	0	0	2.6	0	0	0	0	0	0	4.9	
vs Illinois	03/08/12		6	0-2	.000	0-0	.000	0-0	.000	1	0	1	2.5	0	0	0	0	0	0	4.7	
vs Michigan State	03/09/12		6	0-0	.000	0-0	.000	0-0	.000	0	0	0	2.5	0	0	0	0	0	0	4.5	
<b>Totals</b>			<b>21</b>	<b>477</b>	<b>56-141</b>	<b>.397</b>	<b>14-40</b>	<b>.350</b>	<b>15-24</b>	<b>.625</b>	<b>23</b>	<b>53</b>	<b>76</b>	<b>2.5</b>	<b>42</b>	<b>33</b>	<b>31</b>	<b>7</b>	<b>20</b>	<b>141</b>	<b>4.5</b>

Games played: 31  
 Minutes/game: 15.4  
 Points/game: 4.5  
 FG Pct: 39.7  
 3FG Pct: 35.0  
 FT Pct: 62.5

Rebounds/game: 2.5  
 Assists/game: 1.1  
 Turnovers/game: 1.0  
 Assist/turnover ratio: 1.1  
 Steals/game: 0.6  
 Blocks/game: 0.2

### Personal Bests

- Points:** 20, 2x, last vs. NC A&T, 11/14/11
- Rebounds:** 11 vs. Prairie View A&M, 12/5/09
- FGM:** 8, 2x, last at Wake Forest, 11/30/10
- FGA:** 16 vs. South Dakota State, 11/14/10
- 3-pt FG:** 5 vs. Ohio State, 1/27/10
- 3-pt FGA:** 10 vs. Ohio State, 1/27/10
- FTM:** 4, 3x, last vs. Purdue, 12/28/11
- FTA:** 8 vs. Illinois, 12/29/10
- Assists:** 5 vs. Chicago State, 11/11/11
- Steals:** 7 vs. SIUE, 11/26/10
- Blocks:** 3, 3x, last at Michigan, 1/30/10
- Minutes:** 43 vs. Michigan, 2/16/10

### CAREER STATISTICS

YEAR	G/GS	FG-A	PCT	3-PT	PCT	FT-A	PCT	RB	AVG	PF-FO	AS	TO	BK	ST	PTS	AVG
Fresh.	32/23	104-259	.402	41-143	.287	38-57	.667	147	4.6	74-1	44	59	26	34	287	9.0
Soph.	30/25	88-204	.423	26-66	.394	32-53	.604	88	2.9	41-1	38	60	9	38	234	7.8
Junior	31/21	56-141	.397	14-40	.350	15-24	.625	76	2.5	42-1	33	31	7	20	141	4.5
<b>TOTALS</b>	<b>93/69</b>	<b>248-608</b>	<b>.408</b>	<b>81-249</b>	<b>.325</b>	<b>85-134</b>	<b>.634</b>	<b>311</b>	<b>3.4</b>	<b>157-3</b>	<b>115</b>	<b>150</b>	<b>42</b>	<b>92</b>	<b>662</b>	<b>7.1</b>



# IOWA HAWKEYE BASKETBALL

## Updated Iowa Player Bio

### Zach McCabe



# 15

**So., 6-7, 232, Forward**  
**Sioux City, Iowa**  
**Bishop Heelan HS**

- Ranks third on the team in rebounds (4.6) and fifth in scoring (7.4)
- Tallied 20 points in back-to-back games (at Purdue and vs. Nebraska)
- Started 30 career games, including the last 28
- Averaged 4.7 rebounds as a starter this year
- Has fouled out six times this season, including three of the last eight games (at Penn State, vs. #18 Indiana, vs. Northwestern)
- Started third career game, and first of the season, in win over IPFW scoring 12 points grabbing three steals
- Had 13 points and five rebounds in win over Chicago State
- Tallied 12 points, six rebounds and two assists in win over NC A&T
- Scored eight points and had two steals and two assists in win over Northern Illinois
- Notched six points, a team-high seven rebounds, two steals and two assists against Campbell
- Recorded seven points, two steals and a team-high seven rebounds against Clemson
- Netted nine points and snagged seven boards in win over Brown
- Registered eight points and six rebounds in win over Drake, making 4-of-5 from the field
- Tallied eight points and grabbed eight rebounds in win over Central Arkansas, in only 13 minutes of action
- Grabbed a team-high seven boards and shot 100 percent from behind the arc (2-2) and the free throw line (4-4), recording 12 points in road win over Minnesota
- 11 points (4-of-5 FGs), seven rebounds and three assists in win over #13 Michigan

### 2011-12 Game-by-Game

Opponent	Date	gs	min	Total		3-Pointers		Free throws		Rebounds				pts	avg					
				fg-fga	pct	3fg-3fga	pct	ft-fta	pct	off	def	tot	avg			pf	a	t/o	blk	stl
CHICAGO STATE	11/11/11	18	5-11	.455	2-5	.400	1-3	.333	2	3	5	5.0	1	1	0	0	1	13	13.0	
NORTH CAROLINA A&T	11/14/11	25	4-5	.800	1-2	.500	3-4	.750	2	4	6	5.5	2	2	2	0	12	12.5		
NORTHERN ILLINOIS	11/17/11	15	3-6	.500	2-3	.667	0-0	.000	1	0	1	4.0	2	2	1	0	2	8	11.0	
vs Creighton	11/20/11	20	0-4	.000	0-1	.000	0-2	.000	1	0	1	3.3	1	1	0	0	2	0	8.3	
CAMPBELL	11/23/11	24	3-11	.273	0-2	.000	0-0	.000	6	1	7	4.0	4	2	3	0	2	6	7.8	
IPFW	11/26/11	* 27	4-6	.667	1-1	1.000	3-4	.750	1	2	3	3.8	4	0	0	0	3	12	8.5	
CLEMSON	11/29/11	* 19	3-4	.750	0-0	.000	1-1	1.000	2	5	7	4.3	5	0	3	0	2	7	8.3	
BROWN	12/03/11	* 19	3-6	.500	1-1	1.000	2-2	1.000	4	3	7	4.6	3	0	2	0	0	9	8.4	
at Northern Iowa	12/06/11	* 17	1-3	.333	0-0	.000	0-0	.000	1	4	5	4.7	5	1	3	0	0	2	7.7	
at Iowa State	12/09/11	* 16	3-4	.750	0-0	.000	2-2	1.000	0	3	3	4.5	4	1	1	0	0	8	7.7	
DRAKE	12/17/11	* 24	4-5	.800	0-0	.000	0-0	.000	3	3	6	4.6	2	1	0	0	2	8	7.7	
CENTRAL ARKANSAS	12/19/11	* 13	3-7	.429	0-1	.000	2-2	1.000	4	4	8	4.9	3	1	0	0	0	8	7.8	
BOISE STATE	12/22/11	* 11	1-3	.333	0-0	.000	0-0	.000	0	2	2	4.7	2	0	1	0	0	2	7.3	
PURDUE	12/28/11	* 16	2-3	.667	0-0	.000	1-1	1.000	2	3	5	4.7	4	0	1	0	0	5	7.1	
at Wisconsin	12/31/11	* 23	3-5	.600	0-2	.000	0-0	.000	1	2	3	4.6	4	0	2	0	0	6	7.1	
at Minnesota	01/04/12	* 32	3-7	.429	2-2	1.000	4-4	1.000	4	3	7	4.8	3	2	2	0	1	12	7.4	
OHIO STATE	01/07/12	* 18	2-4	.500	0-0	.000	2-2	1.000	0	0	0	4.5	4	2	1	1	1	6	7.3	
at Michigan State	01/10/12	* 19	2-7	.286	0-1	.000	3-3	1.000	2	0	2	4.3	3	0	2	0	0	7	7.3	
MICHIGAN	01/14/12	* 24	4-5	.800	0-0	.000	3-5	.600	2	5	7	4.5	4	3	1	0	0	11	7.5	
at Purdue	01/17/12	* 36	7-13	.538	3-5	.600	3-7	.429	3	2	5	4.5	3	0	2	1	2	20	8.1	
NEBRASKA	01/26/12	* 30	9-11	.818	2-3	.667	0-0	.000	1	5	6	4.6	5	1	2	1	2	20	8.7	
at Indiana	01/29/12	* 21	1-3	.333	0-0	.000	1-1	1.000	1	1	2	4.5	3	0	1	1	0	3	8.4	
MINNESOTA	02/01/12	* 23	2-5	.400	1-2	.500	3-4	.750	4	6	10	4.7	4	4	3	0	4	8	8.4	
PENN STATE	02/04/12	* 31	3-7	.429	0-1	.000	4-4	1.000	0	5	5	4.7	4	1	4	0	0	10	8.5	
at Northwestern	02/09/12	* 18	0-2	.000	0-1	.000	0-0	.000	1	0	1	4.6	4	2	2	0	0	0	8.1	
at Penn State	02/16/12	* 23	0-1	.000	0-0	.000	2-2	1.000	1	1	2	4.5	5	2	3	2	0	2	7.9	
INDIANA	02/19/12	* 6	1-3	.333	0-1	.000	0-0	.000	1	0	1	4.3	5	0	1	0	0	2	7.7	
WISCONSIN	02/23/12	* 20	2-6	.333	2-2	1.000	0-0	.000	3	1	4	4.3	2	0	5	0	1	6	7.6	
at Illinois	02/26/12	* 22	1-5	.200	0-2	.000	2-2	1.000	1	6	7	4.4	4	0	0	0	1	4	7.5	
at Nebraska	02/29/12	* 20	2-2	1.000	0-0	.000	0-0	.000	2	3	5	4.4	3	2	1	0	0	4	7.4	
NORTHWESTERN	03/03/12	* 22	1-4	.250	0-1	.000	4-6	.667	1	5	6	4.5	5	1	3	1	0	6	7.3	
vs Illinois	03/08/12	* 25	1-8	.125	0-4	.000	3-4	.750	2	4	6	4.5	0	1	0	1	2	5	7.3	
vs Michigan State	03/09/12	* 29	4-9	.444	3-4	.750	2-2	1.000	1	5	6	4.6	3	1	0	1	1	13	7.4	
Totals		28	706	87-185	.470	20-47	.426	51-67	.761	60	91	151	4.6	110	34	52	9	29	245	7.4

Games played: 33  
 Minutes/game: 21.4  
 Points/game: 7.4  
 FG Pct: 47.0  
 3FG Pct: 42.6  
 FT Pct: 76.1

Rebounds/game: 4.6  
 Assists/game: 1.0  
 Turnovers/game: 1.6  
 Assist/turnover ratio: 0.7  
 Steals/game: 0.9  
 Blocks/game: 0.3

- Had a career night at Purdue, setting or equaling career highs in points (20), field goals attempted (13), free throws attempted (7) and minutes played (36)
- Equaled a career high with 20 points in home contest against Nebraska, making a career-best nine field goals (9-of-11)
- Set career-highs with 10 rebounds, four steals and four assists, to go along with eight points, in home win over Minnesota
- Blocked a career-high two shots at Penn State
- Pulled down a team-high seven boards at Illinois
- Grabbed six rebounds and had five points in Big Ten Tournament win over Illinois
- Recorded 13 points, and matched a season high with three 3-pointers, to go along with a team-high six rebounds against #8 Michigan State in Big Ten Tournament quarterfinal game

### Personal Bests

**Points:** 20, 2x, last vs. Nebraska, 1/26/12  
**Rebounds:** 10 vs. Minnesota, 2/1/12  
**FGM:** 9 vs. Nebraska, 1/26/12  
**FGA:** 13, 2x, last at Purdue, 1/17/12  
**3-pt FG:** 4 vs. SIUE, 11/26/10  
**3-pt FGA:** 7 vs. SIUE, 11/26/10  
**FTM:** 6 vs. Alabama, 11/20/10  
**FTA:** 7, 2x, last at Purdue, 1/17/12  
**Assists:** 4 vs. Minnesota, 2/1/12  
**Steals:** 4 vs. Minnesota, 2/1/12  
**Blocks:** 2, at Penn State, 2/16/12  
**Minutes:** 36 at Purdue, 1/17/12

### CAREER STATISTICS

YEAR	G/GS	FG-A	PCT	3-PT	PCT	FT-A	PCT	RB	AVG	PF-FO	AS	TO	BK	ST	PTS	AVG
Fresh.	31/2	59-169	.349	24-84	.286	37-46	.804	111	3.6	69-3	24	48	1	22	179	5.8
Soph.	33/28	87-185	.470	20-47	.426	51-67	.761	145	4.6	110-6	34	52	9	29	245	7.4
<b>TOTALS</b>	<b>64/30</b>	<b>146-354</b>	<b>.412</b>	<b>44-131</b>	<b>.336</b>	<b>88-113</b>	<b>.779</b>	<b>262</b>	<b>4.1</b>	<b>179-9</b>	<b>58</b>	<b>100</b>	<b>10</b>	<b>51</b>	<b>424</b>	<b>6.6</b>



# IOWA HAWKEYE BASKETBALL

## Updated Iowa Player Bio

### Stephen McCarty



# 14

**So., 6-2, 160, Guard**  
**Auburn Hills, Mich.**  
**West Bloomfield HS**

- Non-scholarship athlete
- Saw action in eight games

#### Personal Bests

**Points:** 2 vs. N. Illinois, 11/17/11  
**Rebounds:** 1 vs. Ohio State, 1/7/12  
**FGM:** 1 vs. N. Illinois, 11/17/11  
**FGA:** 2 vs. N. Illinois, 11/17/11  
**3-pt FG:** ---  
**3-pt FGA:** ---  
**FTM:** ---  
**FTA:** ---  
**Assists:** ---  
**Steals:** ---  
**Blocks:** ---  
**Minutes:** 4, 2x, last C. Arkansas, 12/19/11

### 2011-12 Game-by-Game

Opponent	Date	gs	min	Total		3-Pointers		Free throws		Rebounds			pf	a	t/o	blk	stl	pts	avg
				fg-fga	pct	3fg-fga	pct	ft-fa	pct	off	def	tot							
CHICAGO STATE	11/11/11	4	0-0	.000	0-0	.000	0-0	.000	0	0	0	0.0	0	0	0	0	0	0	0.0
NORTHERN ILLINOIS	11/17/11	2	1-2	.500	0-1	.000	0-0	.000	0	0	0	0.0	1	0	0	0	0	2	1.0
CLEMSON	11/29/11	2	0-0	.000	0-0	.000	0-0	.000	0	0	0	0.0	0	0	2	0	0	0	0.7
BROWN	12/03/11	3	0-1	.000	0-0	.000	0-0	.000	0	0	0	0.0	1	0	0	0	0	0	0.5
CENTRAL ARKANSAS	12/19/11	4	0-1	.000	0-0	.000	0-0	.000	0	0	0	0.0	0	0	0	0	0	0	0.4
OHIO STATE	01/07/12	2	0-1	.000	0-0	.000	0-0	.000	1	0	1	0.2	0	0	0	0	0	0	0.3
at Indiana	01/29/12	1	0-0	.000	0-0	.000	0-0	.000	0	0	0	0.1	0	0	0	0	0	0	0.3
at Northwestern	02/09/12	1	0-0	.000	0-0	.000	0-0	.000	0	0	0	0.1	0	0	0	0	0	0	0.3
<b>Totals</b>		<b>0</b>	<b>19</b>	<b>1-5</b>	<b>.200</b>	<b>0-1</b>	<b>.000</b>	<b>0-0</b>	<b>.000</b>	<b>1</b>	<b>0</b>	<b>1</b>	<b>0.1</b>	<b>2</b>	<b>0</b>	<b>2</b>	<b>0</b>	<b>2</b>	<b>0.3</b>

Games played: 8  
 Minutes/game: 2.4  
 Points/game: 0.3  
 FG Pct: 20.0  
 3FG Pct: 0.0

Rebounds/game: 0.1  
 Turnovers/game: 0.3

#### CAREER STATISTICS

YEAR	G/GS	FG-A	PCT	3-PT	PCT	FT-A	PCT	RB	AVG	PF-FO	AS	TO	BK	ST	PTS	AVG
Fresh.	8/0	1-5	.200	0-1	.000	0-0	.000	1	0.1	2-0	0	2	0	0	2	0.3



# IOWA HAWKEYE BASKETBALL

## Updated Iowa Player Bio

### Josh Oglesby



# 2

**Fr., 6-5, 190, Guard**  
**Cedar Rapids, Iowa**  
**Washington HS**

- Led Iowa in scoring against Creighton, Northern Illinois, Clemson, #16 Indiana and #8 Michigan State
- Ranks sixth in team scoring (6.7)
- Started first career game at Penn State (Feb. 16)
- Scored in double figures six times
- Ranks fourth in 3-pointers made (44) and seventh in percentage (.370) for an Iowa freshman
- 60% of his scoring comes from 3-point territory (132-of-220 points), which ranks third amongst Big Ten players
- Drained at least one triple in 23-of-33 games
- Scored in all but five games this season (vs. North Carolina A&T, at Minnesota, at Purdue, vs. Penn State, vs. Wisconsin)
- Tallied four points and collected four assists and two rebounds in win over Chicago State
- Netted 16 points, bolstered by 4-of-7 shooting from 3-point range, and controlled five rebounds in win over Northern Illinois
- Scored a team-best 14 points on 5-8 shooting from the field, including 3-5 from 3-point range, vs. Creighton
- Recorded six points against Campbell, hitting both 3-point attempts
- Had six points and dished out two assists in win over IPFW
- Notched a team-best 15 points against Clemson, making 3-of-4 three-pointers and a season-best 4-of-4 free throw attempts; added two steals
- Registered five points, three assists and a block in win over Drake
- Tallied nine points in the win over Central Arkansas
- Recorded nine points and a season-high four free throw attempts (3-of-4) in win over Boise State
- Registered seven points (all in first half), two rebounds and two assists off the bench in win over #13 Michigan

### 2011-12 Game-by-Game

Opponent	Date	gs	min	Total		3-Pointers		Free throws		Rebounds				pf	a	t/o	blk	stl	pts	avg
				fg-fga	pct	3fg-fga	pct	ft-fa	pct	off	def	tot	avg							
CHICAGO STATE	11/11/11	19	1-7	.143	1-6	.167	1-2	.500	1	1	2	2.0	0	4	0	0	0	0	4	4.0
NORTH CAROLINA A&T	11/14/11	7	0-2	.000	0-2	.000	0-0	.000	0	1	1	1.5	1	2	1	0	0	0	0	2.0
NORTHERN ILLINOIS	11/17/11	23	6-9	.667	4-7	.571	0-0	.000	0	5	5	2.7	1	2	1	0	1	16	6.7	
vs Creighton	11/20/11	20	5-8	.625	3-5	.600	1-2	.500	0	1	1	2.3	0	2	0	1	0	14	8.5	
CAMPBELL	11/23/11	12	2-3	.667	2-2	1.000	0-0	.000	0	0	0	1.8	0	0	2	0	0	6	8.0	
IPFW	11/26/11	18	2-6	.333	1-5	.200	1-3	.333	0	1	1	1.7	0	2	0	0	0	6	7.7	
CLEMSON	11/29/11	25	4-9	.444	3-4	.750	4-4	1.000	1	2	3	1.9	0	0	0	0	2	15	8.7	
BROWN	12/03/11	17	1-5	.200	0-2	.000	0-0	.000	0	3	3	2.0	1	1	0	0	0	2	7.9	
at Northern Iowa	12/06/11	20	3-6	.500	1-3	.333	0-1	.000	0	1	1	1.9	1	0	1	0	0	7	7.8	
at Iowa State	12/09/11	22	2-6	.333	1-4	.250	1-1	1.000	1	2	3	2.0	1	1	0	0	0	6	7.6	
DRAKE	12/17/11	19	2-5	.400	1-3	.333	0-0	.000	0	2	2	2.0	0	3	0	1	0	5	7.4	
CENTRAL ARKANSAS	12/19/11	17	4-6	.667	1-2	.500	0-0	.000	0	2	2	2.0	1	2	0	0	0	9	7.5	
BOISE STATE	12/22/11	22	2-4	.500	2-4	.500	3-4	.750	1	0	1	1.9	0	1	1	0	0	9	7.6	
PURDUE	12/28/11	14	1-2	.500	1-1	1.000	0-0	.000	0	2	2	1.9	0	0	1	0	0	3	7.3	
at Wisconsin	12/31/11	9	1-4	.250	0-1	.000	0-0	.000	0	1	1	1.9	0	0	0	0	0	2	6.9	
at Minnesota	01/04/12	8	0-3	.000	0-3	.000	0-0	.000	0	1	1	1.8	0	0	0	0	0	0	6.5	
OHIO STATE	01/07/12	20	2-6	.333	1-5	.200	2-2	1.000	0	0	0	1.7	0	0	1	0	0	7	6.5	
at Michigan State	01/10/12	17	1-6	.167	0-4	.000	0-0	.000	0	0	0	1.6	0	1	1	0	0	2	6.3	
MICHIGAN	01/14/12	16	3-5	.600	1-2	.500	0-0	.000	0	2	2	1.6	1	2	0	0	0	7	6.3	
at Purdue	01/17/12	8	0-1	.000	0-0	.000	0-0	.000	0	0	0	1.6	1	1	0	0	0	0	6.0	
NEBRASKA	01/26/12	16	2-6	.333	1-4	.250	0-0	.000	0	1	1	1.5	1	0	0	0	0	5	6.0	
at Indiana	01/29/12	20	8-12	.667	6-8	.750	2-2	1.000	0	1	1	1.5	1	1	1	0	0	24	6.8	
MINNESOTA	02/01/12	21	0-5	.000	0-2	.000	2-2	1.000	2	0	2	1.5	1	1	1	0	0	2	6.6	
PENN STATE	02/04/12	8	0-2	.000	0-2	.000	0-0	.000	0	0	0	1.5	0	0	0	0	0	0	6.3	
at Northwestern	02/09/12	17	2-5	.400	1-2	.500	0-0	.000	0	0	0	1.4	1	1	0	0	0	5	6.2	
at Penn State	02/16/12	* 27	1-7	.143	0-5	.000	1-3	.333	0	3	3	1.5	3	3	0	0	1	3	6.1	
INDIANA	02/19/12	* 36	2-8	.250	2-5	.400	5-6	.833	0	1	1	1.4	2	2	0	0	0	11	6.3	
WISCONSIN	02/23/12	* 31	0-3	.000	0-2	.000	0-0	.000	2	2	4	1.5	1	2	0	0	1	0	6.1	
at Illinois	02/26/12	* 27	4-10	.400	1-5	.200	0-0	.000	0	2	2	1.6	4	0	1	0	0	9	6.2	
at Nebraska	02/29/12	* 19	3-5	.600	2-4	.500	0-0	.000	0	2	2	1.6	1	1	1	0	1	8	6.2	
NORTHWESTERN	03/03/12	23	1-4	.250	1-4	.250	2-2	1.000	0	4	4	1.6	1	3	2	0	0	5	6.2	
vs Illinois	03/08/12	17	3-8	.375	2-4	.500	0-0	.000	3	1	4	1.7	1	1	0	0	0	8	6.3	
vs Michigan State	03/09/12	26	7-9	.778	5-7	.714	1-2	.500	0	2	2	1.7	1	1	0	0	1	20	6.7	
Totals		5	621	75-187	.401	44-119	.370	26-36	.722	11	46	57	1.7	26	40	15	2	7	220	6.7

Games played: 33  
 Minutes/game: 18.8  
 Points/game: 6.7  
 FG Pct: 40.1  
 3FG Pct: 37.0  
 FT Pct: 72.2

Rebounds/game: 1.7  
 Assists/game: 1.2  
 Turnovers/game: 0.5  
 Assist/turnover ratio: 2.7  
 Steals/game: 0.2  
 Blocks/game: 0.1

- Led Iowa in scoring at #16 Indiana with a career-high 24 points, tallying career-bests in field goals made and attempted (8-of-12), and 3-pointers made and attempted (6-of-8)
- Had three points, three rebounds and three assists in his first career start, playing a personal-high 27 minutes at Penn State
- Tallied 11 points and had two assists, in his second career start, in home win over #18 Indiana
- Scored nine points, all in second half, at Illinois
- Netted eight points, including two key second-half 3 pointers in road win over Nebraska
- Eight points and four rebounds in Big Ten Tournament win over Illinois
- Recorded a team-high 20 points, making 7-of-9 field goals, including five triples (5-of-7), against #8 Michigan State in Big Ten Tournament quarterfinal game

### Personal Bests

- Points:** 24 at Indiana, 1/29/12
- Rebounds:** 5 vs. N. Illinois, 11/17/11
- FGM:** 8 at Indiana, 1/29/12
- FGA:** 12 at Indiana, 1/29/12
- 3-pt FG:** 6 at Indiana, 1/29/12
- 3-pt FGA:** 8 at Indiana, 1/29/12
- FTM:** 4 vs. Clemson, 11/29/11
- FTA:** 4, 2x, last vs. Boise State, 12/22/11
- Assists:** 4 vs. Chicago State, 11/11/11
- Steals:** 2 vs. Clemson, 11/29/11
- Blocks:** 1, 2x, last vs. Drake, 12/17/11
- Minutes:** 35 vs. Indiana, 2/19/12

### CAREER STATISTICS

YEAR	G/GS	FG-A	PCT	3-PT	PCT	FT-A	PCT	RB	AVG	PF-FO	AS	TO	BK	ST	PTS	AVG
Fresh.	33/5	75-187	.401	44-119	.370	26-36	.722	57	1.7	26-0	40	15	2	7	220	6.7





# IOWA HAWKEYE BASKETBALL

## Updated Iowa Player Bio

### Gabriel Olaseni



0

**Fr., 6-10, 225, Center**  
**London, England**  
**Sunrise Christian Academy**

- Saw action in 17 contests
- Scored eight points and corralled four rebounds in win over Chicago State
- Grabbed five rebounds and had an assist in win over Northern Illinois
- Made his only field goal attempt and grabbed one rebound in win over IPFW
- Equaled a career best with eight points, on 4-of-5 field goal attempts, and tallied a career-high three blocks in win over Central Arkansas
- Notched two points and two blocks at #16 Indiana
- Collected a career-high two steals at Penn State
- Recorded four points, two rebounds and a block against #8 Michigan State in Big Ten Tournament quarterfinal game

#### Personal Bests

**Points:** 8, 2x, last C. Arkansas, 12/19/11  
**Rebounds:** 5 vs. N. Illinois, 11/17/11  
**FGM:** 4 vs. C. Arkansas, 12/19/11  
**FGA:** 5 vs. C. Arkansas, 12/19/11  
**3-pt FG:** ---  
**3-pt FGA:** ---  
**FTM:** 6 vs. Chicago State, 11/11/11  
**FTA:** 8 vs. Chicago State, 11/11/11  
**Assists:** 1, 3x, last C. Arkansas, 12/19/11  
**Steals:** 2 at Penn State, 2/16/12  
**Blocks:** 3 vs. C. Arkansas, 12/19/11  
**Minutes:** 12 vs. N. Illinois, 11/17/11

### 2011-12 Game-by-Game

Opponent	Date	gs	min	Total		3-Pointers		Free throws		Rebounds				pf	a	t/o	blk	stl	pts	avg
				fg-fga	pct	3fg-fga	pct	ft-fga	pct	off	def	tot	avg							
CHICAGO STATE	11/11/11	9	1-2	.500	0-0	.000	6-8	.750	3	1	4	4.0	1	0	0	0	0	8	8.0	
NORTHERN ILLINOIS	11/17/11	12	0-3	.000	0-0	.000	0-0	.000	2	3	5	4.5	0	1	1	0	0	0	4.0	
vs Creighton	11/20/11	3	0-0	.000	0-0	.000	0-0	.000	1	0	1	3.3	0	0	0	0	0	0	2.7	
IPFW	11/26/11	5	1-1	1.000	0-0	.000	0-0	.000	0	1	1	2.8	1	0	1	0	0	2	2.5	
CLEMSON	11/29/11	5	0-0	.000	0-0	.000	0-0	.000	0	0	0	2.2	0	1	0	0	0	0	2.0	
at Northern Iowa	12/06/11	1	0-0	.000	0-0	.000	0-0	.000	0	0	0	1.8	0	0	0	0	0	0	1.7	
CENTRAL ARKANSAS	12/19/11	9	4-5	.800	0-0	.000	0-0	.000	1	1	2	1.9	1	1	0	3	0	8	2.6	
at Wisconsin	12/31/11	2	0-1	.000	0-0	.000	0-0	.000	0	0	0	1.6	0	0	0	0	0	0	2.3	
OHIO STATE	01/07/12	7	1-1	1.000	0-0	.000	0-1	.000	0	1	1	1.6	1	0	1	0	1	2	2.2	
at Michigan State	01/10/12	5	0-0	.000	0-0	.000	0-0	.000	0	3	3	1.7	1	0	0	1	1	0	2.0	
at Indiana	01/29/12	9	0-1	.000	0-0	.000	2-4	.500	0	1	1	1.6	1	0	1	2	0	2	2.0	
MINNESOTA	02/01/12	3	0-0	.000	0-0	.000	0-0	.000	0	0	0	1.5	0	0	1	0	0	0	1.8	
at Northwestern	02/09/12	1	0-0	.000	0-0	.000	0-0	.000	0	0	0	1.4	0	0	0	0	0	0	1.7	
at Penn State	02/16/12	6	0-2	.000	0-0	.000	0-0	.000	1	0	1	1.4	1	0	1	1	2	0	1.6	
INDIANA	02/19/12	1	0-0	.000	0-0	.000	0-0	.000	0	0	0	1.3	3	0	1	0	0	0	1.5	
at Illinois	02/26/12	3	0-0	.000	0-0	.000	0-0	.000	0	1	1	1.3	0	0	0	0	0	0	1.4	
vs Michigan State	03/09/12	6	2-2	1.000	0-0	.000	0-0	.000	1	1	2	1.3	2	0	2	1	0	4	1.5	
<b>Totals</b>		<b>0</b>	<b>87</b>	<b>9-18</b>	<b>.500</b>	<b>0-0</b>	<b>.000</b>	<b>8-13</b>	<b>.615</b>	<b>9</b>	<b>13</b>	<b>22</b>	<b>1.3</b>	<b>12</b>	<b>3</b>	<b>9</b>	<b>8</b>	<b>4</b>	<b>26</b>	<b>1.5</b>

Games played: 17  
 Minutes/game: 5.1  
 Points/game: 1.5  
 FG Pct: 50.0  
 FT Pct: 61.5

Rebounds/game: 1.3  
 Assists/game: 0.2  
 Turnovers/game: 0.5  
 Assist/turnover ratio: 0.3  
 Steals/game: 0.2  
 Blocks/game: 0.5

#### CAREER STATISTICS

YEAR	G/GS	FG-A	PCT	3-PT	PCT	FT-A	PCT	RB	AVG	PF-FO	AS	TO	BK	ST	PTS	AVG
Fresh.	17/0	9-18	.500	0-0	.000	8-13	.615	22	1.3	12-0	3	9	8	4	26	1.5



# IOWA HAWKEYE BASKETBALL

## Updated Iowa Player Bio

### Christopher Rickert



# 11

### 2011-12 Game-by-Game

Opponent	Date	gs	min	Total		3-Pointers		Free throws		Rebounds				pf	a	t/o	blk	stl	pts	avg
				fg-fga	pct	3fg-fga	pct	ft-fa	pct	off	def	tot	avg							
CENTRAL ARKANSAS	12/19/11	2		0-0	.000	0-0	.000	0-0	.000	0	0	0	0.0	0	0	0	0	0	0	0.0
Totals		0	2	0-0	.000	0-0	.000	0-0	.000	0	0	0	0.0	0	0	0	0	0	0	0.0

Games played: 1  
Minutes/game: 2.0

**Jr, 6-3, 180, Junior**  
**Sioux City, Iowa**  
**Bixhop Heelan HS**

- Non-scholarship athlete
- Saw first career action in win over Central Arkansas

#### Personal Bests

Points: ---  
 Rebounds: ---  
 FGM: ---  
 FGA: ---  
 3-pt FG: ---  
 3-pt FGA: ---  
 FTM: ---  
 FTA: ---  
 Assists: ---  
 Steals: ---  
 Blocks: ---  
 Minutes: 2 vs. C. Arkansas, 12/19/11

#### CAREER STATISTICS

YEAR	G/GS	FG-A	PCT	3-PT	PCT	FT-A	PCT	RB	AVG	PF-FO	AS	TO	BK	ST	PTS	AVG
Fresh.	1/0	0-0	.000	0-0	.000	0-0	.000	0	0.0	0-0	0	0	0	0	0	0.0



# IOWA HAWKEYE BASKETBALL

## Updated Iowa Player Bio

### Darius Stokes



# 34

**Fr.-RS, 6-7, 203, Forward**  
**Cedar Rapids, Iowa**  
**Linn-Mar HS**

- Non-scholarship athlete
- Redshirted last season
- Saw action in 11 career games, including the last two
- Had one rebound in his first collegiate game vs. Chicago State
- Scored first career points on an offensive rebound putback and rejected a shot vs. Creighton
- Tallied a steal, block and rebound in three minutes of action against Clemson
- Grabbed a career-high four rebounds and had an assist in win over Central Arkansas
- Scored on a tip-in during a crucial stretch in Iowa's home win over #18 Indiana

#### Personal Bests

**Points:** 2, 2x, last vs. Indiana, 2/19/12  
**Rebounds:** 4 vs. C. Arkansas, 12/19/11  
**FGM:** 1 vs. Creighton, 11/20/11  
**FGA:** 1, 4x, last vs. Ohio State, 1/7/12  
**3-pt FG:** ---  
**3-pt FGA:** ---  
**FTM:** ---  
**FTA:** ---  
**Assists:** 1, 2x, last vs. C. Arkansas, 12/19/11  
**Steals:** 1 vs. Clemson, 11/29/11  
**Blocks:** 1, 2x, last vs. Clemson, 11/29/11  
**Minutes:** 6 vs. C. Arkansas, 12/19/11

### 2011-12 Game-by-Game

Opponent	Date	gs	min	Total		3-Pointers		Free throws		Rebounds				pf	a	t/o	blk	stl	pts	avg
				fg-fga	pct	3fg-fga	pct	ft-fa	pct	off	def	tot	avg							
CHICAGO STATE	11/11/11	4	0-1	.000	0-0	.000	0-0	.000	0	1	1	1.0	1	0	1	0	0	0	0	0.0
NORTHERN ILLINOIS	11/17/11	4	0-1	.000	0-0	.000	0-0	.000	0	0	0	0.5	1	1	0	0	0	0	0	0.0
vs Creighton	11/20/11	2	1-1	1.000	0-0	.000	0-0	.000	1	0	1	0.7	0	0	0	1	0	2	0.7	
CLEMSON	11/29/11	3	0-0	.000	0-0	.000	0-0	.000	0	1	1	0.8	1	0	0	1	1	0	0.5	
BROWN	12/03/11	3	0-0	.000	0-0	.000	0-0	.000	0	0	0	0.6	0	0	0	0	0	0	0.4	
CENTRAL ARKANSAS	12/19/11	6	0-0	.000	0-0	.000	0-0	.000	0	4	4	1.2	2	1	1	0	0	0	0.3	
OHIO STATE	01/07/12	4	0-1	.000	0-0	.000	0-0	.000	0	1	1	1.1	0	0	0	0	0	0	0.3	
at Indiana	01/29/12	1	0-0	.000	0-0	.000	0-0	.000	0	0	0	1.0	0	0	0	0	0	0	0.3	
at Northwestern	02/09/12	1	0-0	.000	0-0	.000	0-0	.000	0	0	0	0.9	0	0	0	0	0	0	0.2	
INDIANA	02/19/12	5	1-1	1.000	0-0	.000	0-0	.000	1	0	1	0.9	1	0	0	0	0	2	0.4	
WISCONSIN	02/23/12	2	0-0	.000	0-0	.000	0-0	.000	0	0	0	0.8	0	0	0	0	0	0	0.4	
Totals		0	35	2-5	.400	0-0	.000	0-0	.000	2	7	9	0.8	6	2	2	2	1	4	0.4

Games played: 11  
 Minutes/game: 3.2  
 Points/game: 0.4  
 FG Pct: 40.0

Rebounds/game: 0.8  
 Assists/game: 0.2  
 Turnovers/game: 0.2  
 Assist/turnover ratio: 1.0  
 Steals/game: 0.1  
 Blocks/game: 0.2

#### CAREER STATISTICS

YEAR	G/GS	FG-A	PCT	3-PT	PCT	FT-A	PCT	RB	AVG	PF-FO	AS	TO	BK	ST	PTS	AVG
Fresh.	11/0	2-5	.400	0-0	.000	0-0	.000	9	0.8	6-0	2	2	2	1	4	0.4



# IOWA HAWKEYE BASKETBALL

## Updated Iowa Player Bio

### Branden Stubbs



# 32

**So., 6-2, 175, Guard**  
**Pleasant Hill, Iowa**  
**Des Moines Christian HS**

- Non-scholarship athlete
- Saw action in 16 career contests
- Scored five points and had two steals and an assist in win over Chicago State
- Matched a personal best with two steals and scored three points in win over Northern Illinois
- Recorded two points against Clemson, going 2-of-2 from the charity stripe
- Tallied career highs in assists (3) and rebounds (2), and scored two points in win over Central Arkansas

#### Personal Bests

**Points:** 12 vs. SIUE, 11/26/10  
**Rebounds:** 2 vs. C. Arkansas, 12/19/11  
**FGM:** 3 vs. SIUE, 11/26/10  
**FGA:** 3, 2x, last vs. C. Arkansas, 12/19/11  
**3-pt FG:** 2 vs. SIUE, 11/26/10  
**3-pt FGA:** 2 vs. SIUE, 11/26/10  
**FTM:** 4 vs. SIUE, 11/26/10  
**FTA:** 4 vs. SIUE, 11/26/10  
**Assists:** 3 vs. C. Arkansas, 12/19/11  
**Steals:** 2, 2x, last vs. N. Illinois, 11/17/11  
**Blocks:** ---  
**Minutes:** 9 vs. SIUE, 11/26/10

### 2011-12 Game-by-Game

Opponent	Date	gs	min	Total		3-Pointers		Free throws		Rebounds				pf	a	t/o	blk	stl	pts	avg
				fg-fga	pct	3fg-fga	pct	ft-fa	pct	off	def	tot	avg							
CHICAGO STATE	11/11/11	6	2-2	1.000	1-1	1.000	0-0	.000	0	0	0	0.0	0	1	1	0	2	5	5.0	
NORTHERN ILLINOIS	11/17/11	8	1-2	.500	1-2	.500	0-0	.000	0	0	0	0.0	0	0	0	0	2	3	4.0	
vs Creighton	11/20/11	4	0-1	.000	0-0	.000	0-0	.000	0	1	1	0.3	1	1	0	0	0	0	2.7	
CLEMSON	11/29/11	2	0-0	.000	0-0	.000	2-2	1.000	0	0	0	0.3	0	0	0	0	0	2	2.5	
BROWN	12/03/11	3	0-0	.000	0-0	.000	0-0	.000	0	0	0	0.2	1	0	2	0	0	0	2.0	
CENTRAL ARKANSAS	12/19/11	6	1-3	.333	0-0	.000	0-0	.000	0	2	2	0.5	1	3	1	0	0	2	2.0	
OHIO STATE	01/07/12	2	0-0	.000	0-0	.000	0-0	.000	0	0	0	0.4	0	0	1	0	0	0	1.7	
at Michigan State	01/10/12	2	0-0	.000	0-0	.000	0-0	.000	0	0	0	0.4	0	0	0	0	0	0	1.5	
at Indiana	01/29/12	3	1-1	1.000	0-0	.000	0-0	.000	0	0	0	0.3	0	1	0	0	0	2	1.6	
at Northwestern	02/09/12	1	0-0	.000	0-0	.000	0-0	.000	0	0	0	0.3	0	0	1	0	0	0	1.4	
INDIANA	02/19/12	2	0-0	.000	0-0	.000	0-0	.000	0	0	0	0.3	0	0	0	0	0	0	1.3	
NORTHWESTERN	03/03/12	0	0-0	.000	0-0	.000	0-0	.000	0	0	0	0.3	0	0	0	0	0	0	1.2	
<b>Totals</b>		0	39	5-9	.556	2-3	.667	2-2	1.000	0	3	3	0.3	3	6	6	0	4	14	1.2

Games played: 12  
 Minutes/game: 3.3  
 Points/game: 1.2  
 FG Pct: 55.6  
 3FG Pct: 66.7  
 FT Pct: 100.0

Rebounds/game: 0.3  
 Assists/game: 0.5  
 Turnovers/game: 0.5  
 Assist/turnover ratio: 1.0  
 Steals/game: 0.3

#### CAREER STATISTICS

YEAR	G/GS	FG-A	PCT	3-PT	PCT	FT-A	PCT	RB	AVG	PF-FO	AS	TO	BK	ST	PTS	AVG
Fresh.	4/0	3-4	.750	2-3	.667	4-4	1.000	1	0.3	0-0	0	1	0	1	12	3.0
Soph.	12/0	5-9	.556	2-3	.667	2-2	1.000	3	0.3	3-0	6	6	0	4	14	1.2
<b>TOTALS</b>	<b>16/0</b>	<b>8-13</b>	<b>.615</b>	<b>4-6</b>	<b>.667</b>	<b>6-6</b>	<b>1.000</b>	<b>4</b>	<b>0.3</b>	<b>3-0</b>	<b>6</b>	<b>7</b>	<b>0</b>	<b>5</b>	<b>26</b>	<b>1.6</b>



# IOWA HAWKEYE BASKETBALL

## Updated Iowa Player Bio

### Aaron White



# 30

**Fr., 6-8, 225, Forward**  
**Strongsville, Ohio**  
**Strongsville HS**

- Named to the coaches all-Big Ten Freshman team and also named honorable mention all-league by the media
- ESPN.com recently named White the 15th-best freshmen in the country, the third best in the Big Ten
- Three-time Big Ten Freshman of the Week (Nov. 14, Dec. 26 and Feb. 6)
- Started the last 12 contests
- Led Iowa in rebounding in seven of the last 11 games
- Ranks first in team rebounding (5.5) and 11th in the Big Ten
- Ranks third in team scoring (10.4)
- Ranks sixth in Iowa freshman single-season rebounding (180)
- Has scored in double digits 14 of the last 23 games
- Grabbed double-digit rebounds three of the last nine contests (at Northwestern, at Penn State, vs. Indiana)
- Posted back-to-back double-doubles (Northwestern and Penn State) and three overall (Chicago State)
- Became the first Hawkeye freshman, since Dick Ives in 1943, to score 19 points in a season opener when he posted 19 points and 10 rebounds in win over Chicago State
- Became the first Hawkeye rookie to post a double-double in a season opener since Dean Oliver in 1997
- Netted nine points and had nine boards in victory over Brown
- Tallied 10 points, five rebounds, and first career block in win over Drake, going a perfect 4-of-4 from the field and 1-of-1 from 3-point range
- Set career highs in field goals made (8) and field goals attempted (13) while scoring 17 points and blocking two shots in win over Central Arkansas
- Notched 18 points and six boards in 27 minutes in win over Boise State, on 6-of-8 FGs and 6-of-7 FTs
  - Scored 16 of his game-high 18 points in the second half and grabbed four rebounds in win at #11 Wisconsin
- Totaled 10 points, 6 rebounds, and 2 assists in 26 minutes of play in win at Minnesota
- Led team in scoring with 15 points and grabbed six rebounds at #6 Michigan State

### 2011-12 Game-by-Game

Opponent	Date	gs	min	Total		3-Pointers		Free throws		Rebounds				pf	a	t/o	blk	stl	pts	avg
				fg-fga	pct	3fg-fga	pct	ft-fga	pct	off	def	tot	avg							
CHICAGO STATE	11/11/11	18	6-12	.500	2-3	.667	5-5	1.000	4	6	10	10.0	1	0	1	0	2	19	19.0	
NORTH CAROLINA A&T	11/14/11	12	1-5	.200	0-2	.000	0-0	.000	2	2	4	7.0	1	0	4	0	1	2	10.5	
NORTHERN ILLINOIS	11/17/11	21	4-6	.667	1-1	1.000	0-1	.000	2	2	4	6.0	3	1	2	1	0	9	10.0	
vs Creighton	11/20/11	21	2-10	.200	0-2	.000	3-6	.500	2	1	3	5.3	0	0	2	0	2	7	9.3	
CAMPBELL	11/23/11	9	1-7	.143	0-0	.000	0-0	.000	1	3	4	5.0	1	0	0	0	0	2	7.8	
IPFW	11/26/11	18	3-6	.500	0-1	.000	2-2	1.000	2	0	2	4.5	1	0	2	0	2	8	7.8	
CLEMSON	11/29/11	17	2-4	.500	0-1	.000	0-0	.000	0	4	4	4.4	2	0	0	0	0	4	7.3	
BROWN	12/03/11	19	3-10	.300	0-3	.000	3-4	.750	4	5	9	5.0	1	1	1	0	0	9	7.5	
at Northern Iowa	12/06/11	6	2-3	.667	0-1	.000	3-4	.750	2	1	3	4.8	2	1	1	0	0	7	7.4	
at Iowa State	12/09/11	21	2-8	.250	0-1	.000	3-3	1.000	1	2	3	4.6	5	2	1	0	2	7	7.4	
DRAKE	12/17/11	18	4-4	1.000	1-1	1.000	1-2	.500	2	3	5	4.6	2	1	1	1	0	10	7.6	
CENTRAL ARKANSAS	12/19/11	21	8-13	.615	1-3	.333	0-0	.000	3	2	5	4.7	1	2	1	2	2	17	8.4	
BOISE STATE	12/22/11	27	6-8	.750	0-1	.000	6-7	.857	1	5	6	4.8	2	0	1	0	1	18	9.2	
PURDUE	12/28/11	19	2-4	.500	0-2	.000	3-4	.750	1	2	3	4.6	1	0	2	1	0	7	9.0	
at Wisconsin	12/31/11	20	6-7	.857	2-2	1.000	4-4	1.000	2	2	4	4.6	3	1	1	1	0	18	9.6	
at Minnesota	01/04/12	26	4-7	.571	0-1	.000	2-5	.400	3	3	6	4.7	2	2	2	0	1	10	9.6	
OHIO STATE	01/07/12	15	0-3	.000	0-1	.000	3-4	.750	0	3	3	4.6	0	0	2	1	0	3	9.2	
at Michigan State	01/10/12	26	5-7	.714	0-1	.000	5-9	.556	4	2	6	4.7	2	0	2	2	2	15	9.6	
MICHIGAN	01/14/12	23	2-6	.333	0-0	.000	8-10	.800	1	4	5	4.7	2	0	2	0	1	12	9.7	
at Purdue	01/17/12	27	2-6	.333	0-1	.000	5-7	.714	1	4	5	4.7	4	0	0	2	0	9	9.7	
NEBRASKA	01/26/12	28	4-6	.667	0-1	.000	3-4	.750	5	4	9	4.9	0	0	0	0	1	11	9.7	
at Indiana	01/29/12	* 23	4-9	.444	1-2	.500	0-1	.000	0	1	1	4.7	5	1	2	0	0	9	9.7	
MINNESOTA	02/01/12	* 28	2-7	.286	0-1	.000	5-7	.714	3	4	7	4.8	3	2	0	1	1	9	9.7	
PENN STATE	02/04/12	* 32	5-9	.556	2-4	.500	5-6	.833	3	6	9	5.0	2	4	2	3	2	17	10.0	
at Northwestern	02/09/12	* 35	7-10	.700	2-3	.667	1-1	1.000	4	8	12	5.3	2	1	4	1	0	17	10.2	
at Penn State	02/16/12	* 34	6-11	.545	1-3	.333	3-4	.750	3	7	10	5.5	1	1	4	3	1	16	10.5	
INDIANA	02/19/12	* 32	4-10	.400	0-0	.000	0-1	.000	3	7	10	5.6	2	1	1	1	1	8	10.4	
WISCONSIN	02/23/12	* 35	5-7	.714	0-0	.000	2-5	.400	0	6	6	5.6	1	2	0	1	0	12	10.4	
at Illinois	02/26/12	* 32	3-6	.500	0-1	.000	2-3	.667	1	1	2	5.5	2	3	3	0	0	8	10.3	
at Nebraska	02/29/12	* 27	3-7	.429	0-2	.000	2-3	.667	1	4	5	5.5	3	0	2	0	1	8	10.3	
NORTHWESTERN	03/03/12	* 31	4-5	.800	1-2	.500	5-7	.714	0	3	3	5.4	4	1	1	0	3	14	10.4	
vs Illinois	03/08/12	* 28	5-9	.556	1-3	.333	2-4	.500	2	7	9	5.5	4	1	0	0	3	13	10.5	
vs Michigan State	03/09/12	* 19	2-6	.333	0-3	.000	3-8	.375	1	2	3	5.5	4	0	2	2	1	7	10.4	
<b>Totals</b>		<b>12</b>	<b>768</b>	<b>119-238</b>	<b>.500</b>	<b>15-53</b>	<b>.283</b>	<b>89-131</b>	<b>.679</b>	<b>64</b>	<b>116</b>	<b>180</b>	<b>5.5</b>	<b>69</b>	<b>28</b>	<b>49</b>	<b>23</b>	<b>30</b>	<b>342</b>	<b>10.4</b>

Games played: 33  
 Minutes/game: 23.3  
 Points/game: 10.4  
 FG Pct: 50.0  
 3FG Pct: 28.3  
 FT Pct: 67.9

Rebounds/game: 5.5  
 Assists/game: 0.8  
 Turnovers/game: 1.5  
 Assist/turnover ratio: 0.6  
 Steals/game: 0.9  
 Blocks/game: 0.7

- 12 points, setting career highs in free throws made and attempted (8-of-10), in win over #13 Michigan
- Tallied 11 points and nine rebounds off the bench in home contest against Nebraska
- Started first career game at #16 Indiana, notching nine points
- Notched nine points, seven rebounds, two assists in home win over Minnesota
- Set or equaled career highs in 3-pointers made (2), 3-pointers attempted (4), assists (4), blocks (3), and minutes (32) in home win over Penn State, to go along with 17 points
- Grabbed a career-high 12 rebounds at Northwestern, to go along with a team-high 17 points for his second double-double
- 16 points and 10 rebounds at Penn State, registering his second consecutive double-double
- Pulled down a team-high 10 rebounds and scored eight points in home win over #18 Indiana
- Scored 12 points and grabbed six rebounds in 35 minutes in win over #15 Wisconsin
- Scored 14 points, shooting 4-5 from the field and 5-7 from the free throw line, while collecting a career-high three steals vs. Northwestern

- Tallied 13 points, 9 rebounds and matched career-high with three steals in Big Ten Tournament win over Illinois
- Recorded seven points, three rebounds and two blocks against #8 Michigan State in Big Ten Tournament quarterfinal game

#### Personal Bests

**Points:** 19 vs. Chicago State, 11/11/11  
**Rebounds:** 12 at Northwestern, 12/9/12  
**FGM:** 8 vs. C. Arkansas, 12/19/11  
**FGA:** 13 vs. C. Arkansas, 12/19/11  
**3-pt FG:** 2, 4x, last at Northwestern, 12/9/12  
**3-pt FGA:** 4 vs. Penn State, 2/4/12  
**FTM:** 8 vs. Michigan, 1/14/12  
**FTA:** 10 vs. Michigan, 1/14/12  
**Assists:** 4 vs. Penn State, 2/4/12  
**Steals:** 3, 2x, last vs. Illinois, 3/8/12  
**Blocks:** 3, 2x, last at Penn State, 2/16/12  
**Minutes:** 32, 2x, last at Illinois, 2/26/12

#### CAREER STATISTICS

YEAR	G/GS	FG-A	PCT	3-PT	PCT	FT-A	PCT	RB	AVG	PF-FO	AS	TO	BK	ST	PTS	AVG
Fresh.	33/12	119-238	.500	15-53	.283	89-131	.679	180	5.5	69-28	49	23	30	342	10.4	



# IOWA HAWKEYE BASKETBALL

## Game-by-Game Results

Overall: 17-16      Big Ten: 8-10      Home: 13-6      Away: 3-8      Neutral: 1-2

Date	Opponent	Result	Attend.	Top Scorer	Top Rebounder
Nov. 11	Chicago State	W, 96-53	12,897	19, Aaron White	10, Aaron White
Nov. 14	North Carolina A&T	W, 95-79	8,891	27, Matt Gatens	10, Melsahn Basabe
Nov. 17	Northern Illinois	W, 88-55	9,666	16, Josh Oglesby	7, Devon Archie
^ Nov. 20	Creighton	L, 59-82	12,746	14, Josh Oglesby	6, Eric May
Nov. 23	Campbell	L, 61-77	10,501	17, Matt Gatens	7, Zach McCabe
Nov. 26	IPFW	W, 82-72	9,904	22, Matt Gatens	4, Basabe, Gatens, Brommer
§ Nov. 29	Clemson	L, 55-71	10,449	15, Josh Oglesby	7, Zach McCabe
Dec. 3	Brown	W, 75-54	10,399	14, Melsahn Basabe	10, Melsahn Basabe
Dec. 6	at Northern Iowa	L, 60-80	6,834	14, Roy Devyn Marble	6, Melsahn Basabe
+ Dec. 9	at Iowa State	L, 76-86	14,356	21, Roy Devyn Marble	9, Melsahn Basabe
Dec. 17	Drake	W, 82-68	10,479	20, Matt Gatens	6, McCabe, Gatens
Dec. 19	Central Arkansas	W, 105-64	9,382	19, Roy Devyn Marble	9, Melsahn Basabe
Dec. 22	Boise State	W, 81-72	13,122	18, White, Marble	11, Melsahn Basabe
* Dec. 28	Purdue	L, 76-79	13,314	17, Roy Devyn Marble	8, Melsahn Basabe
* Dec. 31	at #11 Wisconsin	W, 72-65	17,230	18, Aaron White	12, Matt Gatens
* Jan. 4	at Minnesota	W, 64-62	12,018	19, Matt Gatens	7, Zach McCabe
* Jan. 7	#6 Ohio State	L, 47-76	15,400	9, Eric May	6, Eric May
* Jan. 10	at #6 Michigan State	L, 61-95	14,797	15, Aaron White	8, Roy Devyn Marble
* Jan. 14	#13 Michigan	W, 75-59	12,366	19, Matt Gatens	7, May, McCabe
* Jan. 17	at Purdue	L, 68-75	14,134	20, Zach McCabe	6, Matt Gatens
* Jan. 26	Nebraska	L, 73-79	10,538	20, Zach McCabe	9, Aaron White
* Jan. 29	at #16 Indiana	L, 89-103	17,243	24, Josh Oglesby	3, Basabe, Marble
* Feb. 1	Minnesota	W, 63-59	11,232	18, Matt Gatens	10, Zach McCabe
* Feb. 4	Penn State	W, 77-64	13,510	18, Matt Gatens	9, Aaron White
* Feb. 9	at Northwestern	L, 64-83	6,013	17, Aaron White	12, Aaron White
* Feb. 16	at Penn State	L, 64-69	6,794	21, Matt Gatens	10, Aaron White
* Feb. 19	#18 Indiana	W, 78-66	13,282	30, Matt Gatens	10, Aaron White
* Feb. 23	#15 Wisconsin	W, 67-66	14,248	33, Matt Gatens	6, Aaron White
* Feb. 26	at Illinois	L, 54-65	16,322	22, Matt Gatens	7, Zach McCabe
* Feb. 29	at Nebraska	W, 62-53	10,772	16, Matt Gatens	5, Gatens, McCabe, White
* March 3	Northwestern	L, 66-70	15,400	17, Matt Gatens	6, McCabe, Cartwright
% March 8	vs. Illinois	W, 64-61	17,936	20, Matt Gatens	9, Aaron White
% March 9	vs. #8 Michigan State	L, 75-92	18,484	20, Josh Oglesby	6, Zach McCabe

^ - Dale Howard Classic, Des Moines, Iowa

§ - Big Ten / ACC Challenge

+ - Iowa Corn Cy-Hawk Series

\* - Big Ten Conference Game

% - Big Ten Tournament, Indianapolis, Ind.

Attendance Summary	Games	Totals	Average
Home	19	224,980	11,841
Away	11	136,513	12,410
Neutral	3	49,166	16,389
<b>Totals</b>	<b>33</b>	<b>410,659</b>	<b>12,444</b>





# IOWA HAWKEYE BASKETBALL

## Game-by-Game Statistics

Team	Score	FG-A	PCT	3-PT. FG	PCT	FT-A	PCT	REB	PF	AS	TO	BS	ST
at Iowa	96	30-70	.429	9-27	.333	27-32	.844	43	13	22	10	1	14
Chicago State	53	23-54	.426	1-10	.100	6-10	.600	32	22	13	27	2	3
at Iowa	95	33-67	.493	9-26	.346	20-27	.741	53	22	20	22	2	7
North Carolina A&T	79	26-69	.377	10-28	.357	17-23	.739	32	21	17	13	0	10
at Iowa	88	33-61	.541	13-21	.619	9-13	.692	35	13	26	9	2	10
Northern Illinois	55	19-54	.352	6-22	.273	11-18	.611	34	12	11	16	3	3
Iowa	59	21-59	.356	7-21	.333	10-19	.526	28	14	10	8	3	10
vs. Creighton	82	32-58	.552	9-19	.474	9-13	.692	43	16	20	15	2	4
at Iowa	61	24-66	.364	3-11	.273	10-12	.833	29	21	10	14	2	10
Campbell	77	28-45	.622	4-8	.500	17-23	.739	34	15	17	22	10	4
at Iowa	82	28-51	.549	5-11	.455	21-33	.636	26	19	17	15	0	13
IPFW	72	23-44	.523	7-18	.389	19-26	.731	30	24	11	24	2	2
at Iowa	55	16-56	.286	3-11	.273	20-22	.909	27	11	5	10	3	8
Clemson	71	28-54	.519	11-21	.524	4-7	.571	42	21	20	19	3	2
at Iowa	75	28-69	.406	2-10	.200	17-24	.708	56	17	15	10	3	8
Brown	54	21-60	.350	4-22	.182	8-17	.471	37	20	12	12	2	5
Iowa	60	28-55	.509	1-12	.083	3-9	.333	33	25	10	12	0	5
at Northern Iowa	80	20-44	.455	11-21	.524	29-33	.879	27	15	9	10	3	2
Iowa	76	24-56	.429	6-13	.462	22-25	.880	30	24	12	12	0	6
at Iowa State	86	28-51	.549	8-19	.500	22-31	.710	32	22	17	12	3	4
at Iowa	82	28-56	.500	3-13	.231	23-29	.793	32	17	16	12	6	12
Drake	68	23-54	.426	5-19	.263	17-23	.739	33	23	7	19	2	5
at Iowa	105	42-76	.553	5-13	.385	16-21	.762	53	15	32	14	7	12
Central Arkansas	64	23-73	.315	8-19	.500	10-14	.714	38	17	15	19	2	8
at Iowa	81	26-54	.481	4-12	.333	25-31	.806	35	11	14	5	8	6
Boise State	72	29-62	.468	8-18	.444	6-12	.500	34	22	13	8	1	1
at Iowa	76	26-55	.473	3-11	.273	21-29	.724	34	13	15	10	4	1
Purdue	79	33-66	.500	6-20	.300	7-11	.636	35	21	11	7	1	6
Iowa	72	29-59	.492	2-6	.333	12-17	.706	41	17	10	10	4	2
at #11 Wisconsin	65	24-69	.348	3-28	.107	14-17	.824	39	18	9	8	5	3
Iowa	64	23-50	.460	4-12	.333	14-24	.583	33	13	12	12	1	10
at Minnesota	62	26-58	.448	4-23	.174	6-10	.600	34	20	16	12	5	9
at Iowa	47	17-53	.321	3-12	.250	10-13	.769	31	10	7	20	6	10
#6 Ohio State	76	33-64	.516	7-14	.500	3-7	.429	41	18	21	15	2	12
Iowa	61	23-63	.365	4-14	.286	11-19	.579	33	16	12	21	4	8
at #6 Michigan State	95	37-60	.617	10-18	.556	11-15	.733	37	17	25	15	3	16
at Iowa	75	25-54	.463	5-12	.417	20-28	.714	39	17	18	8	1	8
#13 Michigan	59	20-52	.358	8-31	.258	11-17	.647	30	22	9	10	0	2
Iowa	68	22-49	.449	5-12	.417	19-30	.633	32	25	10	13	5	6
at Purdue	75	23-56	.411	4-15	.267	25-35	.714	41	23	12	10	3	7
at Iowa	73	27-55	.491	6-19	.316	13-18	.722	27	18	11	8	4	7
Nebraska	79	27-52	.519	7-20	.350	18-24	.750	34	15	15	11	1	6
Iowa	89	34-54	.630	8-15	.533	13-21	.619	22	23	16	17	6	6
at #16 Indiana	103	37-67	.552	4-16	.250	25-31	.806	37	17	20	13	5	7
at Iowa	63	21-56	.375	4-14	.286	17-26	.654	39	13	13	10	3	11
Minnesota	59	20-51	.392	10-19	.526	9-14	.643	35	18	17	16	6	1
at Iowa	77	22-48	.458	4-13	.308	29-34	.853	38	12	16	14	6	7
Penn State	64	25-62	.403	10-29	.345	4-7	.571	31	27	12	15	2	6
Iowa	64	23-45	.511	7-14	.500	11-15	.733	29	20	14	18	2	2
at Northwestern	83	27-48	.563	13-25	.250	16-23	.696	21	15	22	7	3	11
Iowa	64	20-49	.408	6-18	.333	18-27	.667	34	18	13	12	7	6
at Penn State	69	21-53	.396	5-17	.294	22-28	.786	34	22	11	8	3	7
at Iowa	78	27-63	.429	9-18	.500	15-21	.714	41	18	12	11	7	9
#18 Indiana	66	20-53	.377	6-16	.375	20-26	.769	35	19	13	14	4	2
at Iowa	67	24-50	.480	10-18	.556	9-15	.600	29	12	18	13	4	6
#15 Wisconsin	66	29-57	.509	6-16	.375	2-3	.667	31	16	11	13	6	6
Iowa	54	18-49	.367	6-17	.353	12-16	.750	27	17	12	17	1	7
at Illinois	65	22-52	.423	6-18	.333	15-17	.882	35	14	12	18	4	4
Iowa	62	22-49	.449	8-20	.400	10-16	.625	34	15	15	14	0	4
at Nebraska	53	19-52	.365	4-24	.167	11-13	.846	30	17	15	12	3	8
at Iowa	66	22-40	.550	5-16	.313	17-22	.773	29	20	16	18	3	6
Northwestern	70	24-57	.421	5-17	.294	17-23	.739	27	17	11	10	0	11
Iowa	64	23-57	.404	6-19	.316	12-19	.632	39	10	15	6	3	9
vs. Illinois	61	27-62	.435	7-27	.269	0-0	.000	35	13	18	12	5	4
Iowa	75	23-43	.434	10-20	.500	19-26	.731	24	22	15	9	7	7
vs. #8 Michigan State	92	32-55	.582	8-18	.444	20-27	.741	36	20	17	12	8	6



# IOWA HAWKEYE BASKETBALL

## Season & Career Bests

### Season Bests

Player	Points	3-Pointers	Rebounds	Assists	Blocks	Steals
Devon Archie	4, three times	---	7, N. Illinois	1, three times	2, Ohio State	2, twice
Melsahn Basabe	18, Iowa State	---	11, Boise State	2, twice	5, Indiana	2, four times
Andrew Brommer	9, Brown	---	5, twice	1, five times	2, Brown	3, IPFW
Bryce Cartwright	17, twice	1, Ohio State	7, Penn State	9, N. Illinois	1, Illinois	2, six times
Cody Cox	---	---	1, Chicago State	---	---	---
Kyle Denning	2, twice	---	1, C. Arkansas	---	---	---
Matt Gatens	33, Wisconsin	7, twice	12, Wisconsin	5, three times	2, Wisconsin	4, Indiana
Roy Devyn Marble	21, Iowa State	1, four times	8, four times	8, Wisconsin	3, Boise State	4, twice
Eric May	20, NC A&T	3, NC A&T	9, NC A&T	5, Chicago State	2, Drake	3, C. Arkansas
Zach McCabe	20, twice	3, Purdue	10, Minnesota	4, Minnesota	2, Penn State	4, Minnesota
Stephen McCarty	2, N. Illinois	---	1, Ohio State	---	---	---
Josh Oglesby	24, Indiana	6, Indiana	5, N. Illinois	4, Chicago State	1, twice	2, Clemson
Gabriel Olaseni	8, twice	---	5, N. Illinois	1, three times	3, C. Arkansas	2, Penn State
Darius Stokes	2, twice	---	4, C. Arkansas	1, twice	1, twice	1, Clemson
Branden Stubbs	5, Chicago State	1, Chicago State	2, C. Arkansas	3, C. Arkansas	---	2, twice
Aaron White	19, Chicago State	2, three times	12, Northwestern	4, Penn State	3, twice	3 N'western/III.

### Career Bests

Player	Points	3-Pointers	Rebounds	Assists	Blocks	Steals
Devon Archie	10, Xavier, '10	---	11, Xavier, '10	2, twice	3, Purdue, '11	2, three times
Melsahn Basabe	25, Michigan, '11	---	14, Iowa State, '10	2, three times	7, Iowa State, '10	2, four times
Andrew Brommer	12, twice	---	6, Ohio State, '11	3, twice	4, Minnesota, '11	3, IPFW, '11
Bryce Cartwright	25, N'western, '11	3, Cal Poly, '08	7, twice	10, Mich. State, '11	1, four times	4, LBSU, '10
Cody Cox	---	---	1, Chicago St., '11	1, SIUE, '10	---	1, SIUE, '10
Kyle Denning	2, twice	---	1, C. Arkansas, '11	---	---	---
Matt Gatens	33, Wisconsin, '12	7, twice	12, Wisconsin, '11	8, SC State, '09	2, twice	5, Idaho State, '10
Roy Devyn Marble	21, Iowa State, '11	2, three times	8, four times	8, Wisconsin, '12	3, Boise State, '11	4, twice
Eric May	20, twice	5, Ohio State, '10	11, PVAM, '09	4, Tenn State, '10	3, three times	7, SIUE
Zach McCabe	20, twice	4, SIUE, '10	10, Minnesota, '12	4, Minnesota, '12	2, Penn State, '12	4, Minnesota, '12
Stephen McCarty	2, N. Illinois	---	1, Ohio State, '11	---	---	---
Josh Oglesby	24, Indiana, '12	6, Indiana, '12	5, N. Illinois, '11	4, Chicago State, '11	1, twice	2, Clemson, '11
Gabriel Olaseni	8, twice	---	5, N. Illinois	1, three times	3, C. Arkansas	2, Penn State, '12
Darius Stokes	2, twice	---	4, C. Arkansas, '11	1, twice	1, twice	1, Clemson, '11
Branden Stubbs	12, SIUE, '10	2, SIUE, '10	2, C. Arkansas, '11	3, C. Arkansas, '11	---	2, twice
Aaron White	19, Chicago St., '11	2, three times	12, N'western, '12	4, Penn State, '12	3, twice	3, twice, '12



# IOWA HAWKEYE BASKETBALL

***The Last Time...***

## **The Last Time a Player . . .**

### ***Had 30 or more points***

Iowa -- 33, Matt Gatens vs. Wisconsin, 2/23/12  
Opponent -- 30, Tim Hardaway Jr., Michigan, 2/19/11

### ***Made at least 90% of his FGA (10 att.)***

Iowa -- .909 (9-10), Luke Recker vs. Purdue, 3/07/02  
Opponent -- .917 (11-12), Cody Zeller, Indiana, 1/29/12

### ***Made 100% of his FTA (10 att.)***

Iowa -- 1.000 (10-10), Jermain Davis vs. UTSA, 11/17/08  
Opponent -- 1.000 (10-10), Morris Smith IV, UTSA, 11/15/09

### ***Had 15 or more rebounds***

Iowa -- 15, Jarryd Cole vs. Northern Iowa, 12/7/10  
Opponent -- 15, Jon Leuer, Wisconsin, 2/9/11

### ***Had 10 or more assists***

Iowa -- 10, Bryce Cartwright vs. Michigan State, 2/2/11  
Opponent -- 11, Darius Morris, Michigan, 1/30/11

### ***Had 5 or more blocks***

Iowa -- 5, Melsahn Basabe vs. Indiana, 2/19/12  
Opponent -- 6, Eric Griffin, Campbell, 11/23/11

### ***Had 5 or more steals***

Iowa -- 5, Jarryd Cole at Michigan State, 3/2/11  
Opponent -- 5, Drew Crawford, Northwestern, 3/3/12

## **The Last Time A Team . . .**

### ***Scored 100 or more points***

Iowa -- 105 vs. Central Arkansas, 12/19/11  
Opponent -- 103 by Indiana, 1/29/12

### ***Scored 40 or fewer points***

Iowa -- 40 at Wisconsin, 3/3/10  
Opponent -- 39 by Northern Iowa, 12/7/10

### ***Won an overtime game***

Iowa -- 75-67 (2 OT) vs. Penn State, 3/07/09  
Opponent -- 62-59 (1 OT) Wisconsin, 2/9/11

### ***Made at least 60% of its FGA (20 att.)***

Iowa -- .630 (34-54) at Indiana, 1/19/12  
Opponent -- .617 (37-60) by Michigan State, 1/10/2012

### ***Made at least 50% of its 3-pt. FGA (8 att.)***

Iowa -- .500 (10-20) vs. Michigan State, 3/9/12  
Opponent -- .520 (13-25) by Northwestern, 2/9/12

### ***Made at least 90% of its FTA (10 att.)***

Iowa -- .909 (20-22) vs. Clemson, 11/29/11  
Opponents -- .909 (10-11) by Penn State, 1/26/11



# IOWA HAWKEYE BASKETBALL

## Season Highs And Lows/Specialty Statistics

CATEGORY	IOWA		OPPONENTS		
<u>Points</u>	High	105	Central Arkansas	103	Indiana
	Low	47	Ohio State	53	Chicago State/Nebraska
<u>FG Made</u>	High	42	Central Arkansas	37	Michigan State/Indiana
	Low	16	Clemson	19	Northern Illinois/Nebraska
<u>FG Att.</u>	High	76	Central Arkansas	73	Central Arkansas
	Low	40	Northwestern	44	IPFW/Northern Iowa
<u>FG%</u>	High	.630	Indiana	.622	Campbell
	Low	.286	Clemson	.315	Central Arkansas
<u>3FG Made</u>	High	13	Northern Illinois	13	Northwestern
	Low	1	Northern Iowa	1	Chicago State
<u>3FG Att.</u>	High	27	Chicago State	31	Michigan
	Low	6	Wisconsin	8	Campbell
<u>3FG%</u>	High	.619	Northern Illinois	.556	Michigan State
	Low	.083	Northern Iowa	.100	Chicago State
<u>FTM</u>	High	29	Penn State	29	Northern Iowa
	Low	3	Northern Iowa	0	Illinois
<u>FTA</u>	High	34	Penn State	35	Purdue
	Low	9	Northern Iowa	0	Illinois
<u>FT% (min. 10)</u>	High	.909	Clemson	.882	Illinois
	Low	.526	Creighton	.000	Illinois
<u>Off. Reb.</u>	High	21	Brown	20	Indiana
	Low	5	Northwestern	4	Northern Iowa
<u>Def. Reb.</u>	High	36	Central Arkansas	34	Clemson
	Low	15	Campbell/Michigan St/Indiana	13	Northwestern
<u>Total Reb.</u>	High	56	Brown	43	Creighton
	Low	22	Indiana	21	Northwestern
<u>Assists</u>	High	32	Central Arkansas	25	Michigan State
	Low	5	Clemson	7	Drake
<u>Steals</u>	High	14	Chicago State	16	Michigan State
	Low	1	Purdue	1	Boise State, Minnesota
<u>Blocks</u>	High	8	Boise State	10	Campbell
	Low	0	Four times	0	NC A&T/Michigan/Northwestern
<u>Turnovers</u>	High	22	North Carolina A&T	27	Chicago State
	Low	5	Boise State	7	Purdue, Northwestern
<u>Fouls</u>	High	25	Northern Iowa/Purdue	24	IPFW
	Low	10	Ohio State/Illinois	12	Northern Illinois

### GAME-BY-GAME SPECIALTY STATS

Date	Opponent	LA-Opp.	LA-Opp.	LA-Opp.	LA-Opp.
		Pts. Off	Pts. in	2nd	Fast
		TO's	Paint	Chance	Break
11/11	Chicago State	25-8	38-42	20-4	10-16
11/14	NC A&T	15-26	28-28	23-11	12-18
11/17	Northern Illinois	28-4	34-18	11-8	16-0
11/20	Creighton	15-7	16-40	3-18	6-4
11/23	Campbell	18-9	30-36	10-6	4-0
11/26	IPFW	33-12	36-26	4-4	12-9
11/29	Clemson	16-10	24-30	6-11	9-10
12/3	Brown	14-12	44-26	18-11	10-7
12/6	at UNI	12-26	20-14	10-2	n/a
12/9	at Iowa State	16-20	30-34	9-12	0-4
12/17	Drake	21-9	40-30	18-15	4-4
12/19	Central Arkansas	35-11	64-24	20-11	23-4
12/22	Boise State	13-9	30-38	14-17	8-2
12/28	Purdue	5-8	40-44	12-11	13-8
12/31	at #11 Wisconsin	8-13	32-32	12-10	14-2
1/4	at Minnesota	13-14	28-32	14-13	8-12
1/7	#6 Ohio State	10-23	22-44	7-15	6-8
1/10	at #6 Michigan St	9-33	32-50	10-18	6-22
1/14	#13 Michigan	10-11	32-22	10-15	7-8
1/17	at Purdue	13-20	22-26	7-12	n/a
1/26	Nebraska	12-7	34-30	12-10	2-4
1/29	at #16 Indiana	17-21	40-58	11-23	8-6
2/1	Minnesota	15-7	30-10	10-12	15-10
2/4	Penn State	20-17	30-22	16-10	2-4
2/9	at Northwestern	6-20	28-26	13-4	2-13
2/16	at Penn State	7-17	20-28	7-15	2-4
2/19	#18 Indiana	14-6	24-22	19-8	2-2
2/23	#15 Wisconsin	12-7	16-32	9-11	6-5
2/26	at Illinois	13-20	16-24	6-8	8-4
2/29	at Nebraska	17-14	22-28	11-8	4-2
3/3	Northwestern	9-23	28-28	4-11	6-6
3/8	vs. Illinois	15-5	26-32	15-8	11-4
3/9	vs. #8 Michigan St	14-15	20-44	13-16	3-10

### IOWA AND OPPONENT INDIVIDUAL HIGH PERFORMANCES

CATEGORY	IOWA	OPPONENTS
<u>Points</u>	33	Matt Gatens vs. Wisconsin 28
<u>Field Goals Made</u>	12 (12-18)	Matt Gatens vs. Wisconsin 13
<u>Field Goals Attempted</u>	18	Matt Gatens vs. Indiana, Wisconsin 19 (8-19)
<u>Field Goal Percentage (min. 5 made)</u>	.833 (5-6)	Matt Gatens vs. Northern Illinois .917 (11-12)
<u>3-Point Field Goals Made</u>	7 (7-10)	Matt Gatens vs. Indiana/Wisconsin 6
<u>3-Point Field Goals Attempted</u>	10	Matt Gatens vs. NC A&T, Indiana, Wisconsin 9
<u>3-Point Field Goals Pct. (min. 4 made)</u>	.833 (5-6)	Matt Gatens at Illinois 1.000 (4-4)
<u>Free Throws Made</u>	10 (10-11)	Marble at Iowa St/Gatens vs. Penn St 9 (9-15)
<u>Free Throws Attempted</u>	11 (10-11)	Marble at Iowa St/Gatens vs. Penn St 15 (9-15)
<u>Free Throw Pct. (min. 7 made)</u>	1.000 (8-8)	Basabe vs. CSU/Cartwright vs. Drake 1.000
	1.000 (7-7)	Matt Gatens vs. Michigan State
<u>Offensive Rebounds</u>	6	Zach McCabe vs. Campbell 7
<u>Defensive Rebounds</u>	10	Matt Gatens at Wisconsin 13
<u>Total Rebounds</u>	12	Gatens at Wisconsin/White at Northwestern 15
<u>Assists</u>	9	Bryce Cartwright vs. Northern Illinois 9
<u>Steals</u>	4	Marble, twice, Gatens/McCabe, once 6
<u>Blocks</u>	5	Melsahn Basabe vs. Indiana 6
<u>Turnovers</u>	6	Cartwright at Indiana/Marble at Illinois 8
		Jordan Harks (Central Arkansas)
		Tanner Smith (Clemson)
		Jordan Harks (Central Arkansas)
		Keith Appling (Michigan State)/Verdell Jones (Ind.)
		Julian Welch (Minnesota)
		Eric Griffin (Campbell)
		Robinson (Chicago State)/White (Campbell)



# IOWA HAWKEYE BASKETBALL

## 2011-12 Iowa Record When . . .

When playing at home:	13-6	When leading at the half:	12-2	When wearing White:	13-6
When playing on the road:	3-8	When trailing at the half:	3-14	When wearing Black:	3-9
When playing on a neutral court:	1-2	When tied at the half:	2-0	When wearing Gold:	1-1
When Iowa scores 100 points or more:	1-0	Iowa field goal percentage at home:	499-1100		.458
When Iowa scores 90-99 points:	2-0	Iowa field goal percentage on road:	323-746		.433
When Iowa scores 80-89 points:	4-1	Iowa 3-point percentage at home:	105-288		.365
When Iowa scores 70-79 points:	5-4	Iowa 3-point percentage on road:	80-213		.376
When Iowa scores under 70 points:	5-11	Iowa free throw percentage at home:	339-450		.753
		Iowa free throw percentage on road:	186-283		.657
When opponent scores 100 points or more:	0-1	On Sunday:	1-3		
When opponent scores 90-99 points:	0-2	On Monday:	2-0		
When opponent scores 80-89 points:	0-4	On Tuesday:	0-4		
When opponent scores 70-79 points:	3-7	On Wednesday:	3-2		
When opponent scores 60-69 points:	8-2	On Thursday:	4-3		
When opponent scores fewer than 60 points:	6-0	On Friday:	1-2		
When Iowa shoots at least 50% from the field:	4-4	On Saturday:	6-2		
When Iowa shoots less than 50% from the field:	13-12	On BTN:	7-8		
When opponent shoots at least 50% from the field:	2-11	On CBS:	0-0		
When opponent shoots less than 50% from the field:	15-5	On ESPN:	0-1		
When Iowa has higher FG% than opponent:	14-5	On ESPN2:	1-0		
When opponent has higher FG%:	3-11	On ESPNU:	2-4		
When FG% is equal:	0-0	On Mediacom:	3-0		
When Iowa outrebounds opponent:	13-3	On Fox Sports:	0-0		
When opponent has more rebounds:	4-12	BTN.com:	4-1		
When rebounds are equal:	0-1	No Television:	0-0		
When Iowa shoots at least 80% from the line:	3-2	Most Points, First Half: 55 vs. Central Arkansas			
When Iowa shoots less than 80% from the line:	14-14	Fewest Points, First Half: 19 vs. Ohio State			
When opponent shoots at least 80% from the line:	2-3	Most Points Allowed, First Half: 55 vs. Michigan State			
When opponent shoots less than 80% from the line:	15-13	Fewest Points Allowed, First Half: 19 vs. Penn State/Nebraska			
When Iowa shoots more free throws than opponent:	14-5	Most Points, Second Half: 55 vs. Central Arkansas			
When opponent shoots more free throws:	2-11	Fewest Points, Second Half: 24 vs. Wisconsin			
When free throws attempts are equal:	1-0	Most Points Allowed, Second Half: 49 twice (MSU, Indiana)			
When Iowa has higher FT% than opponent:	11-7	Fewest Points Allowed, Second Half: 22 vs. Central Arkansas			
When opponent has higher FT%:	6-9	Largest Halftime Advantage: 23 vs. Chicago State			
When FT% is equal:	0-0	Largest Halftime Deficit: 22 at Michigan State			
When Iowa shoots at least 50% from 3-point range:	3-3				
When Iowa shoots less than 50% from 3-point range:	14-13				
When opponent shoots at least 50% from 3-point range:	1-6				
When opponent shoots less than 50% from 3-point range:	16-10				
When Iowa has a higher 3-point FG% than opponent:	11-6				
When opponent has a higher 3-point FG%:	6-10				
When 3-point FG% is equal:	0-0				
When Iowa has more assists than opponent:	12-4				
When opponent has more assists:	4-11				
When assists are equal:	1-1				
When Iowa has fewer turnovers than opponent:	12-5				
When opponent has fewer turnovers:	3-10				
When turnovers are equal:	2-1				
When Iowa has more steals than opponent:	13-8				
When opponent has more steals:	3-8				
When steals are equal:	1-0				



# IOWA HAWKEYE BASKETBALL

**Under McCaffery... Iowa Record When . . .**

When playing at home:	21-14	When leading at the half:	21-8	When wearing White:	21-15
When playing on the road:	5-17	When trailing at the half:	5-28	When wearing Black:	5-20
When playing on a neutral court:	2-5	When tied at the half:	2-0	When wearing Gold:	2-1
When Iowa scores 100 points or more:	2-0	Iowa field goal percentage at home:	918-2011	.456	
When Iowa scores 90-99 points:	3-0	Iowa field goal percentage on road:	680-1578	.431	
When Iowa scores 80-89 points:	4-1	Iowa 3-point percentage at home:	192-546	.352	
When Iowa scores 70-79 points:	8-13	Iowa 3-point percentage on road:	139-420	.331	
When Iowa scores under 70 points:	11-22	Iowa free throw percentage at home:	554-776	.714	
		Iowa free throw percentage on road:	377-558	.676	
When opponent scores 100 points or more:	0-1	On Sunday:	2-8		
When opponent scores 90-99 points:	0-3	On Monday:	2-1		
When opponent scores 80-89 points:	0-9	On Tuesday:	3-6		
When opponent scores 70-79 points:	4-16	On Wednesday:	4-8		
When opponent scores 60-69 points:	10-7	On Thursday:	4-5		
When opponent scores fewer than 60 points:	14-0	On Friday:	2-4		
		On Saturday:	10-4		
When Iowa shoots at least 50% from the field:	7-6	On BTN:	11-24		
When Iowa shoots less than 50% from the field:	21-30	On CBS:	0-0		
When opponent shoots at least 50% from the field:	2-20	On ESPN:	1-1		
When opponent shoots less than 50% from the field:	26-16	On ESPN2:	2-2		
When Iowa has higher FG% than opponent:	25-8	On ESPNU:	2-5		
When opponent has higher FG%:	3-28	On Mediacom:	6-0		
When FG% is equal:	0-0	On Fox Sports:	0-0		
When Iowa outrebounds opponent:	24-9	BTN.com:	4-1		
When opponent has more rebounds:	4-26	No Television:	2-2		
When rebounds are equal:	0-1				
When Iowa shoots at least 80% from the line:	5-6	Most Points, First Half: 55 vs. Central Arkansas, '11			
When Iowa shoots less than 80% from the line:	23-30	Fewest Points, First Half: 19 at Minnesota, vs. Ohio State			
When opponent shoots at least 80% from the line:	6-9	Most Points Allowed, First Half: 55 vs. Michigan State, '12			
When opponent shoots less than 80% from the line:	23-27	Fewest Points Allowed, First Half: 18 vs. UL Monroe, '10			
When Iowa shoots more free throws than opponent:	24-15	Most Points, Second Half: 58 vs. SIU-Edwardsville, '10			
When opponent shoots more free throws:	3-20	Fewest Points, Second Half: 24 vs. Wisconsin, '12			
When free throws attempts are equal:	1-1	Most Points Allowed, Second Half: 52 at Michigan, '11			
When Iowa has higher FT% than opponent:	15-14	Fewest Points Allowed, Second Half: 16 vs. UNI, '10			
When opponent has higher FT%:	13-22	Largest Halftime Advantage: 33 vs. SIU-Edwardsville, '10			
When FT% is equal:	0-0	Largest Halftime Deficit: 22 at Michigan State, '12			
When Iowa shoots at least 50% from 3-point range:	4-3				
When Iowa shoots less than 50% from 3-point range:	24-33				
When opponent shoots at least 50% from 3-point range:	1-10				
When opponent shoots less than 50% from 3-point range:	27-26				
When Iowa has a higher 3-point FG% than opponent:	20-13				
When opponent has a higher 3-point FG%:	8-23				
When 3-point FG% is equal:	0-0				
When Iowa has more assists than opponent:	20-6				
When opponent has more assists:	6-28				
When assists are equal:	2-2				
When Iowa has fewer turnovers than opponent:	17-12				
When opponent has fewer turnovers:	8-22				
When turnovers are equal:	3-2				
When Iowa has more steals than opponent:	20-15				
When opponent has more steals:	6-20				
When steals are equal:	2-1				



## Game 1 - Iowa 96, Chicago State 53

Official Basketball Box Score -- Game Totals -- Final Statistics  
Chicago State vs Iowa  
11/11/11 7:05 p.m. at Carver-Hawkeye Arena - Iowa City, IA

Chicago State 53 • 0-1

#	Player	Total		3-Ptr		Rebounds			PF	TP	A	TO	Blk	Stl	Min.
		FG-FGA	FT-FTA	Off	Def	Tot									
01	NELSON, D'Jari	f	2-4	0-0	0-0	1	3	4	5	4	0	2	0	0	22
30	FISHER, Lee	f	4-10	1-3	2-2	1	3	4	2	11	4	4	1	0	38
31	ROBINSON, Jeremy	f	9-16	0-2	2-2	3	4	7	3	20	0	8	0	1	32
11	SIMMONS, Ardarius	f	3-4	0-1	0-0	0	3	3	0	6	3	6	0	1	24
21	SAMUELS, Matt	g	4-8	0-1	0-4	1	1	2	2	8	4	2	1	0	31
15	ANDERSON, Jacobby	g	0-2	0-1	0-0	0	1	1	0	0	1	0	0	0	10
23	WILLIAMS, Aaron	g	1-5	0-1	2-2	1	5	6	3	4	0	2	0	0	21
32	UKAIGWE, Quincy	g	0-0	0-0	0-0	0	0	0	1	0	0	0	0	0	1
35	ROSENBERG, Clarke	g	0-3	0-1	0-0	0	1	1	5	0	0	2	0	0	11
44	CONCEPCION, Francisco	g	0-2	0-0	0-0	0	2	2	1	0	1	1	0	1	10
Team						0	2	2							
Totals			23-54	1-10	6-10	7	25	32	22	53	13	27	2	3	200

FG % 1st Half: 10-22 45.5% 2nd half: 13-32 40.6% Game: 23-54 42.6%  
3FG % 1st Half: 0-5 0.0% 2nd half: 1-5 20.0% Game: 1-10 10.0%  
FT % 1st Half: 0-2 0.0% 2nd half: 6-8 75.0% Game: 6-10 60.0%

Iowa 96 • 1-0

#	Player	Total		3-Ptr		Rebounds			PF	TP	A	TO	Blk	Stl	Min.
		FG-FGA	FT-FTA	Off	Def	Tot									
01	Basabe, Melsahn	f	3-7	0-0	8-8	2	3	5	1	14	0	0	0	1	20
25	May, Eric	f	4-10	2-5	2-2	0	1	1	1	12	5	1	1	2	26
35	Archie, Devon	c	2-2	0-0	0-0	1	1	2	2	4	1	2	0	1	17
05	Gatens, Matt	g	2-5	1-4	2-2	1	0	1	3	7	2	0	0	1	16
24	Cartwright, Bryce	g	1-5	0-1	0-0	0	2	2	0	2	4	3	0	1	15
00	Olaseni, Gabriel	g	1-2	0-0	6-8	3	1	4	1	8	0	0	0	0	9
02	Oglesby, Josh	g	1-7	1-6	1-2	1	1	2	0	4	4	0	0	0	19
03	Cox, Cody	g	0-0	0-0	0-0	0	1	1	0	0	0	0	0	0	3
04	Marble, Roy Devyn	g	3-6	0-2	0-0	2	5	7	2	6	4	0	0	3	21
13	Denning, Kyle	g	0-0	0-0	2-2	0	0	0	0	2	0	0	0	0	4
14	McCarty, Stephen	g	0-0	0-0	0-0	0	0	0	0	0	0	0	0	0	4
15	McCabe, Zach	g	5-11	2-5	1-3	2	3	5	1	13	1	0	0	1	18
30	White, Aaron	g	6-12	2-3	5-5	4	6	10	1	19	0	1	0	2	18
32	Stubbs, Brandon	g	2-2	1-1	0-0	0	0	0	0	5	1	1	0	2	6
34	Stokes, Darius	g	0-1	0-0	0-0	0	1	1	1	0	0	1	0	0	4
Team						1	2	2							
Totals			30-70	9-27	27-32	17	26	43	13	96	22	10	1	14	200

FG % 1st Half: 14-40 35.0% 2nd half: 16-30 53.3% Game: 30-70 42.9%  
3FG % 1st Half: 3-14 21.4% 2nd half: 6-13 46.2% Game: 9-27 33.3%  
FT % 1st Half: 12-14 85.7% 2nd half: 15-18 83.3% Game: 27-32 84.4%

Officials: Jim Haney, Brian Dorsey, D.J. Cartstensen  
Technical fouls: Chicago State-None. Iowa-None.  
Attendance: 12897  
Dale Howard Classic Preliminary Game

Score by periods	1st	2nd	Total
Chicago State	20	33	53
Iowa	43	53	96

Last FG - CHIST 2nd-00:47, IOWA 2nd-00:17.  
Largest lead - CHIST None, IOWA by 45 2nd-02:42.

	In	Off	2nd	Fast	Bench
Points	42	8	4	16	4
CHIST	38	25	20	10	57

Score tied - 0 times.  
Lead changed - 0 times.

## Game 2 - Iowa 95, North Carolina A&T 79

Official Basketball Box Score -- Game Totals -- Final Statistics  
North Carolina A&T vs Iowa  
11/14/11 7:05 p.m. at Carver-Hawkeye Arena - Iowa City, IA

North Carolina A&T 79 • 0-2

#	Player	Total		3-Ptr		Rebounds			PF	TP	A	TO	Blk	Stl	Min.
		FG-FGA	FT-FTA	Off	Def	Tot									
00	SMITH, Lawrence	f	2-5	0-0	0-0	1	0	1	4	4	0	1	0	1	12
01	POWELL, Adrian	f	3-10	0-4	3-4	0	7	7	2	9	2	2	0	1	28
30	ESTES, Anthony	f	2-8	1-2	0-0	0	3	1	4	3	5	1	0	1	14
10	HILL, Marc	g	7-11	4-4	2-3	0	2	2	0	20	6	1	0	2	24
12	SIMPSON, Nic	g	3-9	3-8	3-4	0	0	0	1	12	1	3	0	0	28
02	WILLIAMS, Jared	g	0-2	0-2	0-0	0	0	0	0	0	0	0	0	0	3
03	UNDERWOOD, Jeremy	g	1-6	0-2	2-0	0	2	2	3	4	4	1	0	1	16
04	UPCHURCH, DaMetrius	g	1-1	0-0	2-2	1	2	3	2	4	0	1	0	1	12
20	LOUISME, Jean	g	2-8	2-6	3-6	0	3	3	1	9	1	2	0	1	18
21	BUCK, R.J.	g	4-5	0-0	0-0	3	3	6	3	8	2	1	0	1	27
42	SHEPHARD, Kam	g	1-4	0-0	2-2	1	1	2	2	4	0	0	0	1	18
Team						2	0	2							
Totals			26-69	10-28	17-23	11	21	32	21	79	17	13	0	10	200

FG % 1st Half: 13-35 37.1% 2nd half: 13-34 38.2% Game: 26-69 37.7%  
3FG % 1st Half: 5-14 35.7% 2nd half: 5-14 35.7% Game: 10-28 35.7%  
FT % 1st Half: 3-7 42.9% 2nd half: 14-16 87.5% Game: 17-23 73.9%

Officials: Ray Perone, Kelly Self, Tim Stewart  
Technical fouls: North Carolina A&T-None. Iowa-None.  
Attendance: 8891  
Dale Howard Classic Preliminary Game

Iowa 95 • 2-0

#	Player	Total		3-Ptr		Rebounds			PF	TP	A	TO	Blk	Stl	Min.
		FG-FGA	FT-FTA	Off	Def	Tot									
01	Basabe, Melsahn	f	4-8	0-0	7-8	3	7	10	2	15	1	4	1	0	31
25	May, Eric	f	8-12	3-4	1-3	3	6	9	2	20	1	5	0	1	32
35	Archie, Devon	f	0-2	0-0	0-0	1	5	6	3	0	1	2	1	0	13
05	Gatens, Matt	g	9-15	4-10	5-6	4	2	6	2	27	4	1	0	2	34
24	Cartwright, Bryce	g	4-11	0-4	4-4	1	1	2	4	12	6	1	0	2	27
02	Oglesby, Josh	g	0-2	0-2	0-0	0	1	1	1	0	2	1	0	0	7
04	Marble, Roy Devyn	g	2-6	1-2	0-0	0	1	1	2	5	3	1	0	0	13
15	McCabe, Zach	g	4-5	1-2	3-4	2	4	6	2	12	2	2	0	0	25
20	Brommer, Andrew	g	1-1	0-0	0-2	1	4	5	3	2	0	1	0	1	6
30	White, Aaron	g	1-5	0-2	0-0	2	2	4	1	2	0	4	0	1	12
Team						1	2	3							
Totals			33-67	9-26	20-27	18	35	53	22	95	20	22	2	7	200

FG % 1st Half: 18-40 45.0% 2nd half: 15-27 55.6% Game: 33-67 49.3%  
3FG % 1st Half: 6-19 31.6% 2nd half: 3-7 42.9% Game: 9-26 34.6%  
FT % 1st Half: 8-12 66.7% 2nd half: 12-15 80.0% Game: 20-27 74.1%

Officials: Ray Perone, Kelly Self, Tim Stewart  
Technical fouls: North Carolina A&T-None. Iowa-None.  
Attendance: 8891  
Dale Howard Classic Preliminary Game

Score by periods	1st	2nd	Total
North Carolina A&T	34	45	79
Iowa	50	45	95

Last FG - NCAT 2nd-01:06, IOWA 2nd-00:56.  
Largest lead - NCAT None, IOWA by 27 2nd-14:05.

	In	Off	2nd	Fast	Bench
Points	28	26	11	18	29
NCAT	28	15	23	12	21

Score tied - 1 time.  
Lead changed - 0 times.

## Game 3 - Iowa 88, Northern Illinois 55

Official Basketball Box Score -- Game Totals -- Final Statistics  
Northern Illinois vs Iowa  
11/17/11 7:05 p.m. at Carver-Hawkeye Arena - Iowa City, IA

Northern Illinois 55 • 0-3

#	Player	Total		3-Ptr		Rebounds			PF	TP	A	TO	Blk	Stl	Min.
		FG-FGA	FT-FTA	Off	Def	Tot									
05	Toler, Tim	f	4-11	2-5	0-0	2	7	9	2	10	1	5	0	0	23
23	Nader, Abdel	f	8-19	2-4	0-0	2	2	2	2	18	1	2	0	0	30
32	Bolin, Aksel	f	3-3	1-1	0-0	0	3	3	2	7	1	0	0	1	27
03	Christian, Antone	g	1-5	1-5	2-2	2	2	4	1	5	1	4	0	1	15
15	Ford, Marquavese	g	1-3	0-1	2-4	0	3	3	0	4	4	1	0	0	23
11	Miller, Zach	g	0-2	0-1	0-0	0	1	1	1	0	3	0	0	0	17
13	Gray, Kevin	g	0-1	0-0	1-4	2	2	4	1	1	0	1	0	1	17
20	Berg, Stian	g	0-4	0-4	0-0	0	0	0	0	0	0	0	0	0	9
21	Gray, Keith	g	2-5	0-0	0-0	2	0	2	2	4	0	2	1	0	22
35	Barnette, DeAndre	g	0-0	0-0	2-2	0	2	2	0	2	0	0	1	0	5
44	Jackson, Jeremiah	g	0-0	0-0	1-2	2	0	2	0	1	0	1	0	0	3
43	Storm, Tyler	g	0-1	0-1	3-4	0	1	1	1	3	0	0	0	0	9
Team						1	0	1							
Totals			19-54	6-22	11-18	13	21	34	12	55	11	16	3	3	200

FG % 1st Half: 12-23 52.2% 2nd half: 7-31 22.6% Game: 19-54 35.2%  
3FG % 1st Half: 4-10 40.0% 2nd half: 2-12 16.7% Game: 6-22 27.3%  
FT % 1st Half: 2-4 50.0% 2nd half: 9-14 64.3% Game: 11-18 61.1%

Iowa 88 • 3-0

#	Player	Total		3-Ptr		Rebounds			PF	TP	A	TO	Blk	Stl	Min.
		FG-FGA	FT-FTA	Off	Def	Tot									
01	Basabe, Melsahn	f	2-3	0-0	4-4	1	1	2	1	8	0	0	1	0	20
25	May, Eric	f	6-8	2-2	0-0	0	3	3	2	14	4	2	0	0	19
35	Archie, Devon	f	2-2	0-0	0-0	1	6	7	1	4	0	1	0	2	16
05	Gatens, Matt	g	5-6	3-4	2-2	1	1	2	1	15	2	1	0	1	20
24	Cartwright, Bryce	g	1-5	0-1	2-2	0	1	1	0	4	0	0	0	1	19
00	Olaseni, Gabriel	g	0-3	0-0	0-0	2	3	5	0	0	1	1	0	0	12
02	Oglesby, Josh	g	6-9	4-7	0-0	0	5	5	1	16	2	1	0	1	23
03															

## Game 5 - Campbell 77, Iowa 61

Official Basketball Box Score -- Game Totals -- Final Statistics  
**Campbell vs Iowa**  
 11/23/11 7:05 p.m. at Carver-Hawkeye Arena - Iowa City, IA

Campbell 77 • 5-0

#	Player	Total		3-Ptr		Rebounds			PF	TP	A	TO	Blk	Stl	Min
		FG-FGA	FG-FGA	FT-FTA	Off	Def	Tot								
15	Harris, Marvelle	f	2-4	0-0	0-0	3	3	6	3	4	0	1	3	0	31
21	Griffin, Eric	c	10-11	0-0	3-5	2	11	13	2	23	4	4	6	1	37
01	Freeman, Trey	g	6-12	1-3	2-3	0	1	1	2	15	4	3	0	1	35
03	Ferguson, Rico	g	2-4	0-0	8-9	0	6	6	2	12	6	3	0	1	38
04	White, Darren	g	6-11	1-2	4-6	1	3	4	4	17	5	8	1	0	39
02	Celestin, Amir	g	0-0	0-0	0-0	0	1	1	1	0	2	0	1	0	7
10	Horton, Anthony	g	2-3	2-3	0-0	0	0	0	1	6	1	0	0	0	13
Team						0	3	3			1				
Totals			28-45	4-8	17-23	6	28	34	15	77	17	22	10	4	200

FG % 1st Half: 15-25 60.0% 2nd half: 13-20 65.0% Game: 28-45 62.2% Deadball Rebounds 2  
 3FG % 1st Half: 3-5 60.0% 2nd half: 1-3 33.3% Game: 4-8 50.0%  
 FT % 1st Half: 5-6 83.3% 2nd half: 12-17 70.6% Game: 17-23 73.9%

Iowa 61 • 3-2

#	Player	Total		3-Ptr		Rebounds			PF	TP	A	TO	Blk	Stl	Min
		FG-FGA	FG-FGA	FT-FTA	Off	Def	Tot								
01	Basabe, Melsahn	f	1-5	0-0	0-0	3	0	3	2	2	0	1	0	0	19
25	May, Eric	f	1-4	0-0	2-4	0	2	2	2	4	0	1	0	2	20
35	Archie, Devon	c	1-2	0-0	0-0	1	1	2	2	2	0	3	1	1	9
05	Gatens, Matt	g	5-12	1-5	6-6	1	4	5	3	17	2	1	0	2	40
24	Cartwright, Bryce	g	2-8	0-0	0-0	0	1	1	2	4	2	3	0	2	26
02	Oglesby, Josh	g	2-3	2-2	0-0	0	0	0	0	6	0	2	0	0	12
04	Marble, Roy Devyn	g	6-12	0-1	2-2	1	0	1	3	14	4	0	1	1	32
15	McCabe, Zach	g	3-11	0-2	0-0	6	1	7	4	6	2	3	0	2	24
20	Brommer, Andrew	g	2-2	0-0	0-0	1	2	3	2	4	0	0	0	0	9
30	White, Aaron	g	1-7	0-0	0-0	1	3	4	1	2	0	0	0	0	9
Team						0	1	1			0				
Totals			24-66	3-11	10-12	14	15	29	21	61	10	14	2	10	200

FG % 1st Half: 14-32 43.8% 2nd half: 10-34 29.4% Game: 24-66 36.4% Deadball Rebounds 2  
 3FG % 1st Half: 2-6 33.3% 2nd half: 1-5 20.0% Game: 3-11 27.3%  
 FT % 1st Half: 1-2 50.0% 2nd half: 9-10 90.0% Game: 10-12 83.3%

Officials: Glenn Mayborg, Terry Oglesby, Wally Rutecki  
 Technical fouls: Campbell-Griffin, Eric. Iowa-Team.  
 Attendance: 10501  
 Dale Howard Classic Preliminary Game

Score by periods	1st	2nd	Total
Campbell	38	39	77
Iowa	31	30	61

Points	In	Off	2nd	Fast	Bench
CAM	Paint	T/O	Chance	Break	
IOWA	36	30	6	0	6
	30	18	10	4	32

Last FG - CAM 2nd-02:34, IOWA 2nd-00:26.  
 Largest lead - CAM by 20 2nd-01:30, IOWA by 1 1st-15:23.

Score tied - 2 times.  
 Lead changed - 4 times.

## Game 6 - Iowa 82, IPFW 72

Official Basketball Box Score -- Game Totals -- Final Statistics  
**IPFW vs Iowa**  
 11/26/11 12:05 p.m. at Carver-Hawkeye Arena - Iowa City, IA

IPFW 72 • 2-2

#	Player	Total		3-Ptr		Rebounds			PF	TP	A	TO	Blk	Stl	Min
		FG-FGA	FG-FGA	FT-FTA	Off	Def	Tot								
05	Smeathers, Jason	f	2-8	1-6	4-5	0	3	3	4	9	0	2	1	0	30
11	Peckinpaugh, John	f	0-1	0-1	1-2	0	3	3	5	1	3	4	6	1	28
44	McCorkle, Trey	f	2-3	0-0	8-8	2	6	8	4	12	2	5	1	0	26
01	Marlin, Jonny	g	1-3	1-3	0-0	0	2	2	1	3	2	6	0	0	36
04	Gaines, Frank	g	10-14	3-4	2-5	0	5	5	5	25	2	4	0	2	29
10	McCray, Isaiah	g	0-1	0-1	0-0	0	0	0	1	0	0	0	0	0	5
15	Hines, Mario	g	4-8	0-0	4-6	3	3	6	3	12	1	0	0	0	18
20	Kibloski, Michael	g	1-3	1-2	0-0	0	1	1	1	3	1	1	0	0	18
53	Edwards, Joe	g	3-3	1-1	0-0	0	1	1	0	7	0	2	0	0	10
Team						0	1	1			0				
Totals			23-44	7-18	19-26	5	25	30	24	72	11	24	2	2	200

FG % 1st Half: 9-21 42.9% 2nd half: 14-23 60.9% Game: 23-44 52.3% Deadball Rebounds 3  
 3FG % 1st Half: 3-11 27.3% 2nd half: 4-7 57.1% Game: 7-18 38.9%  
 FT % 1st Half: 8-12 66.7% 2nd half: 11-14 78.6% Game: 19-26 73.1%

Iowa 82 • 4-2

#	Player	Total		3-Ptr		Rebounds			PF	TP	A	TO	Blk	Stl	Min
		FG-FGA	FG-FGA	FT-FTA	Off	Def	Tot								
01	Basabe, Melsahn	f	1-2	0-0	0-0	1	3	4	3	2	1	2	0	1	11
15	McCabe, Zach	f	4-6	1-1	3-4	1	2	3	4	12	0	0	0	3	27
25	May, Eric	f	1-2	0-0	0-0	0	1	1	2	2	1	1	0	0	11
05	Gatens, Matt	g	6-12	2-3	8-9	0	4	4	1	22	5	2	0	2	33
24	Cartwright, Bryce	g	4-8	0-0	4-5	0	3	3	0	12	5	4	0	1	34
00	Olaseni, Gabriel	g	1-1	0-0	0-0	0	1	1	1	2	0	1	0	0	5
02	Oglesby, Josh	g	2-6	1-5	1-3	0	1	1	0	6	2	0	0	0	18
04	Marble, Roy Devyn	g	4-6	1-1	2-5	1	1	2	3	11	2	3	0	1	22
20	Brommer, Andrew	g	2-2	0-0	1-5	1	3	4	5	1	0	0	0	3	21
30	White, Aaron	g	3-6	0-1	2-2	2	0	2	1	8	0	2	0	2	18
Team						0	1	1			0				
Totals			28-51	5-11	21-33	6	20	26	19	82	17	15	0	13	200

FG % 1st Half: 14-29 48.3% 2nd half: 14-22 63.6% Game: 28-51 54.9% Deadball Rebounds 4  
 3FG % 1st Half: 4-8 50.0% 2nd half: 1-3 33.3% Game: 5-11 45.5%  
 FT % 1st Half: 7-11 63.6% 2nd half: 14-22 63.6% Game: 21-33 63.6%

Officials: Mike Eades, Brian Dorsey, Larry Scirotto  
 Technical fouls: IPFW-None. Iowa-None.  
 Attendance: 9904

Score by periods	1st	2nd	Total
IPFW	29	43	72
Iowa	39	43	82

Points	In	Off	2nd	Fast	Bench
IOWA	Paint	T/O	Chance	Break	
IPFW	26	12	4	9	22
IOWA	36	33	4	12	32

Last FG - IPFW 2nd-01:21, IOWA 2nd-01:37.  
 Largest lead - IPFW None, IOWA by 12 1st-06:27.

Score tied - 1 time.  
 Lead changed - 0 times.

## Game 7 - Clemson 71, Iowa 55

Official Basketball Box Score -- Game Totals -- Final Statistics  
**Clemson vs Iowa**  
 11/29/11 8:20 p.m. at Carver-Hawkeye Arena - Iowa City, IA

Clemson 71 • 4-2

#	Player	Total		3-Ptr		Rebounds			PF	TP	A	TO	Blk	Stl	Min
		FG-FGA	FG-FGA	FT-FTA	Off	Def	Tot								
05	Smith, Tanner	f	3-7	1-5	0-0	1	13	14	1	7	8	2	0	0	34
24	Jennings, Milton	f	1-5	0-1	0-0	0	1	1	3	2	1	5	1	0	23
31	Booker, Devin	c	4-6	1-1	0-0	2	10	12	4	9	1	1	0	0	24
04	Hall, Rod	g	3-6	0-0	1-4	0	1	1	4	7	1	1	0	0	28
11	Young, Andre	g	6-10	5-6	2-2	1	0	1	3	19	4	1	0	2	28
01	Sapp, T.J.	g	5-9	3-6	0-0	0	3	3	2	13	2	2	0	0	22
02	Fields, Carson	g	0-1	0-0	0-0	0	0	0	0	0	0	0	0	0	1
10	Baciu, Catalin	g	4-5	0-0	0-0	3	1	4	2	8	0	1	0	0	10
15	Coleman, Devin	g	0-0	0-0	0-0	0	0	0	0	0	0	2	0	0	2
21	Narcisse, Bernard	g	1-3	1-2	0-0	0	2	2	1	3	2	1	2	0	16
22	Sullivan, Bryan	g	0-0	0-0	0-0	0	2	2	0	0	0	2	0	0	7
32	McDaniels, K.J.	g	1-2	0-0	1-1	0	1	1	1	3	1	0	0	0	5
Team						1	0	1			1				
Totals			28-54	11-21	4-7	8	34	42	21	71	20	19	3	2	200

FG % 1st Half: 13-27 48.1% 2nd half: 15-27 55.6% Game: 28-54 51.9% Deadball Rebounds 2  
 3FG % 1st Half: 7-14 50.0% 2nd half: 4-7 57.1% Game: 11-21 52.4%  
 FT % 1st Half: 1-1 100.0% 2nd half: 3-6 50.0% Game: 4-7 57.1%

Iowa 55 • 4-3

#	Player	Total		3-Ptr		Rebounds			PF	TP	A	TO	Blk	Stl	Min
		FG-FGA	FG-FGA	FT-FTA	Off	Def	Tot								
01	Basabe, Melsahn	f	1-6	0-0	0-0	1	0	1	0	2	0	1	1	0	20
15	McCabe, Zach	f	3-4	0-0	1-1	2	5	7	5	7	0	3	0	2	19
25	May, Eric	f	1-6	0-3	0-0	0	2	2	1	2	1	0	0	0	12
05	Gatens, Matt	g	1-6	0-1	6-7	0	0	0	2	8	0	1	0	1	33
24	Cartwright, Bryce	g	2-11	0-1	3-4	0									

## Game 9 - Northern Iowa 80, Iowa 60

Official Basketball Box Score -- Game Totals -- Final Statistics  
Iowa vs UNI  
12/06/11 7:05 p.m. at Cedar Falls, Iowa (McLeod Center)

Iowa 60 • 5-4

#	Player	Total		3-Ptr		Rebounds			PF	TP	A	TO	Blk	Stl	Min
		FG-FGA	FG-FGA	FG-FGA	FT-FTA	Off	Def	Tot							
01	Basabe, Melsahn	* 4-8	0-0	0-0	0	6	6	3	8	1	2	0	1	26	
04	Marble, Roy Devyn	* 7-12	0-2	0-3	1	3	4	4	14	4	2	0	2	37	
05	Gatens, Matt	* 3-9	0-4	0-0	0	4	4	3	6	1	1	0	2	37	
15	McCabe, Zach	* 1-3	0-0	0-0	1	4	5	2	1	3	0	0	17		
25	May, Eric	* 5-11	0-2	0-1	1	1	2	3	10	1	0	0	30		
00	Olaseni, Gabriel	0-0	0-0	0-0	0	0	0	0	0	0	0	0	0	1	
02	Oglesby, Josh	3-6	1-3	0-1	0	1	1	1	7	0	1	0	0	20	
20	Brommer, Andrew	2-2	0-0	0-0	1	3	4	2	4	1	1	0	0	22	
30	White, Aaron	2-3	0-1	3-4	2	1	3	2	7	1	1	0	0	6	
35	Archie, Devon	1-1	0-0	0-0	0	1	1	2	2	0	1	0	0	4	
	Team				2	1	3								
	Totals	28-55	1-12	3-9	8	25	33	25	60	10	12	0	5	200	

FG % 1st Half: 13-22 59.1% 2nd half: 15-33 45.5% Game: 28-55 50.9%  
3FG % 1st Half: 1-4 25.0% 2nd half: 0-8 0.0% Game: 1-12 8.3%  
FT % 1st Half: 0-3 0.0% 2nd half: 3-6 50.0% Game: 3-9 33.3%

UNI 80 • 8-1

#	Player	Total		3-Ptr		Rebounds			PF	TP	A	TO	Blk	Stl	Min
		FG-FGA	FG-FGA	FG-FGA	FT-FTA	Off	Def	Tot							
01	Mitchell, Deon	* 2-7	1-3	0-1	0	2	2	2	5	0	1	0	1	24	
10	Tuttle, Seth	* 4-6	0-0	4-5	1	6	7	0	12	0	0	1	0	26	
13	Moran, Johnny	* 1-5	0-3	2-2	0	3	3	2	4	0	1	0	0	31	
20	Koch, Jake	* 3-6	3-4	4-4	0	5	5	2	13	6	4	2	1	29	
52	James, Anthony	* 4-10	2-4	8-8	0	1	1	2	18	3	2	0	0	31	
04	Rank, Chip	3-3	3-3	1-1	1	0	1	0	10	0	0	0	0	11	
21	Morrison, Matt	1-1	1-1	0-0	0	1	1	2	3	0	0	0	0	9	
23	Sonnen, Marc	1-3	1-3	8-8	1	1	2	3	11	0	1	0	0	24	
24	Martino, Max	0-0	0-0	0-0	0	0	0	0	0	0	0	0	0	1	
33	Pehl, Austin	1-3	0-0	2-4	0	2	2	2	4	0	1	0	0	13	
34	Lange, Tyler	0-0	0-0	0-0	0	1	1	0	0	0	0	0	0	1	
	Team				1	1	2								
	Totals	20-44	11-21	29-33	4	23	27	15	80	9	10	3	2	200	

FG % 1st Half: 10-21 47.6% 2nd half: 10-23 43.5% Game: 20-44 45.5%  
3FG % 1st Half: 6-10 60.0% 2nd half: 5-11 45.5% Game: 11-21 52.4%  
FT % 1st Half: 6-9 66.7% 2nd half: 23-24 95.8% Game: 29-33 87.9%

Officials: Bo Boroski, John Higgins, Paul Janssen  
Technical fouls: Iowa-McCabe, Zach; TEAM 3. UNI-None.  
Attendance: 6834

Score by periods	1st	2nd	Total
Iowa	27	33	60
UNI	32	48	80

Last FG - IOWA 2nd-01:02, UNI 2nd-00:35.  
Largest lead - IOWA by 10 1st-16:49, UNI by 20 2nd-04:25.

	In	Off	2nd	Fast	Bench
Points	Paint	T/O	Chance	Break	
IOWA	20	12	10	0	20
UNI	14	26	2	0	28

Score tied - 3 times.  
Lead changed - 1 time.

## Game 10 - Iowa State 86, Iowa 76

Official Basketball Box Score -- Game Totals -- Final Statistics  
Iowa vs Iowa State  
12/09/11 7:05 p.m. at Hilton Coliseum - Ames, IA

Iowa 76 • 5-5

#	Player	Total		3-Ptr		Rebounds			PF	TP	A	TO	Blk	Stl	Min
		FG-FGA	FG-FGA	FG-FGA	FT-FTA	Off	Def	Tot							
01	Basabe, Melsahn	* 7-12	0-0	4-6	4	5	9	1	18	0	2	0	0	32	
04	Marble, Roy Devyn	* 5-12	1-1	10-11	1	3	4	3	21	5	2	0	2	37	
05	Gatens, Matt	* 3-7	3-6	2-2	0	4	4	4	11	1	2	0	0	39	
15	McCabe, Zach	* 3-4	0-0	2-2	0	3	3	4	8	1	1	0	0	16	
25	May, Eric	* 2-5	1-1	0-0	1	1	2	3	5	0	1	0	1	15	
02	Oglesby, Josh	2-6	1-4	1-1	1	2	3	1	6	1	0	0	0	22	
20	Brommer, Andrew	0-1	0-0	0-0	0	1	1	3	0	0	1	0	1	12	
24	Cartwright, Bryce	0-1	0-0	0-0	0	0	0	0	0	2	2	0	0	6	
30	White, Aaron	2-8	0-1	3-3	1	2	3	5	7	2	1	0	2	21	
	Team				0	1	1								
	Totals	24-56	6-13	22-25	8	22	30	24	76	12	12	0	6	200	

FG % 1st Half: 10-26 38.5% 2nd half: 14-30 46.7% Game: 24-56 42.9%  
3FG % 1st Half: 1-5 20.0% 2nd half: 5-8 62.5% Game: 6-13 46.2%  
FT % 1st Half: 6-8 75.0% 2nd half: 16-17 94.1% Game: 22-25 88.0%

Iowa State 86 • 7-3

#	Player	Total		3-Ptr		Rebounds			PF	TP	A	TO	Blk	Stl	Min
		FG-FGA	FG-FGA	FG-FGA	FT-FTA	Off	Def	Tot							
02	Babb, Chris	* 3-9	2-6	2-2	2	2	4	1	10	2	0	0	1	35	
03	Ejmin, Melvin	* 5-7	0-1	3-3	0	4	4	3	13	1	0	0	0	21	
04	Allen, Chris	* 3-7	1-3	2-2	0	2	2	4	9	2	2	0	0	17	
11	Christopherson, Scott	* 6-11	3-6	1-2	0	3	3	2	16	2	1	0	1	30	
30	White, Royce	* 7-8	0-0	3-5	0	8	8	2	17	3	5	2	1	37	
00	Railey, Jordan	0-0	0-0	0-0	0	0	0	0	0	0	0	0	0	1	
01	Palo, Bubu	2-5	1-1	9-15	1	2	3	4	14	6	1	0	1	30	
22	Booker, Anthony	0-0	0-0	0-0	1	0	1	3	0	1	0	0	0	4	
24	Gibson, Percy	1-2	0-0	0-0	0	4	4	3	2	0	1	1	0	14	
25	McGee, Tyrus	1-2	1-2	2-2	3	0	3	0	5	0	2	0	0	11	
	Team				0	0	0								
	Totals	28-51	8-19	22-31	7	25	32	22	86	17	12	3	4	200	

FG % 1st Half: 19-32 59.4% 2nd half: 9-19 47.4% Game: 28-51 54.9%  
3FG % 1st Half: 6-11 54.5% 2nd half: 2-8 25.0% Game: 8-19 42.1%  
FT % 1st Half: 4-6 66.7% 2nd half: 18-25 72.0% Game: 22-31 71.0%

Officials: Tom O'Neill, Mark Whitehead, Paul Janssen  
Technical fouls: Iowa-None. Iowa State-None.  
Attendance: 14356  
Fouled Out: Iowa #30 White @ 0:37.2

Score by periods	1st	2nd	Total
Iowa	27	49	76
Iowa State	48	38	86

	In	Off	2nd	Fast	Bench
Points	Paint	T/O	Chance	Break	
IOWA	20	12	10	0	20
ISU	14	26	2	0	28

Last FG - IOWA 2nd-00:32, ISU 2nd-04:43.  
Largest lead - IOWA by 4 1st-17:55, ISU by 24 2nd-19:00.

Score tied - 2 times.  
Lead changed - 1 time.

## Game 11 - Iowa 82, Drake 68

Official Basketball Box Score -- Game Totals -- Final Statistics  
Drake vs Iowa  
12/17/11 8:05 p.m. at Carver-Hawkeye Arena - Iowa City, IA

Drake 68 • 6-4

#	Player	Total		3-Ptr		Rebounds			PF	TP	A	TO	Blk	Stl	Min
		FG-FGA	FG-FGA	FG-FGA	FT-FTA	Off	Def	Tot							
01	Clarke, Jordan	f 4-8	0-0	2-3	6	4	10	5	10	0	0	1	2	12	
10	Jeffers, Jeremy	f 3-5	1-2	2-2	0	3	3	2	9	0	1	0	0	26	
34	Simons, Ben	f 2-8	1-5	0-1	2	1	3	4	5	3	4	0	0	33	
11	Madison, Karl	g 1-3	1-2	4-4	0	3	3	2	7	1	2	0	1	25	
24	Rice, Rayvonte	g 8-16	0-3	7-9	4	1	5	4	23	1	6	0	2	35	
02	Hawley, Aaron	2-7	1-5	1-2	0	2	2	0	6	0	0	0	0	22	
03	Alexander, Kurt	3-7	1-2	0-0	1	1	2	4	7	2	2	0	0	15	
22	Woods, Kraidon	0-0	0-0	1-2	1	3	4	2	1	0	4	1	0	25	
25	Smith, David	0-0	0-0	0-0	0	0	0	0	0	0	0	0	0	7	
	Team				0	1	1								
	Totals	23-54	5-19	17-23	14	19	33	23	68	7	19	2	5	200	

FG % 1st Half: 11-30 36.7% 2nd half: 12-24 50.0% Game: 23-54 42.6%  
3FG % 1st Half: 3-12 25.0% 2nd half: 2-7 28.6% Game: 5-19 26.3%  
FT % 1st Half: 5-8 62.5% 2nd half: 12-15 80.0% Game: 17-23 73.9%

Iowa 82 • 6-5

#	Player	Total		3-Ptr		Rebounds			PF	TP	A	TO	Blk	Stl	Min
		FG-FGA	FG-FGA	FG-FGA	FT-FTA	Off	Def	Tot							
01	Basabe, Melsahn	f 4-7	0-0	2-3	2	3	5	3	10	0	3	2	1	25	
15	McCabe, Zach	f 4-5	0-0	0-0	3	3	6	2	8	1	0	0	2	24	
25	May, Eric	f 0-3	0-2	3-4	2	1	3	4	3	1	0	2	2	14	
04	Marble, Roy Devyn	g 3-7	0-1	4-5	0	1	1	1	10	5	2	0	2	19	
05	Gatens, Matt	g 7-14	1-5	5-7	3	3	6	2	20	2	1	0	3	40	
00	Olaseni, Gabriel	2-5	1-3	0-0	0	2	2	0	5	3	0	1	0	19	
02	Oglesby, Josh	2-2	0-0	0-0	1	1	2	2	4	0	2	0	1	13	
20	Brommer, Andrew	2-9	0-1	8-8	0	1	1	1	12	3	3	0	1	28	
30	White, Aaron	4-4	1-1	1-2	2	3	5	2	10	1	1	1	0	18	
	Team				0	1	1								
	Totals	28-56	3-13	23-29	13	19	32	17	82	16	12	6	12	200	

FG % 1st Half: 19-33 57.6% 2nd half: 9-23 39.1% Game: 28-56 50.0%  
3FG % 1st Half: 2-5 40.0% 2nd half: 1-8 12.5% Game: 3-13 23.1%  
FT % 1st Half: 4-5 80.0% 2nd half: 19-24 79.2% Game: 23-29 79.3%

Officials: Mike Sanzere, Frank Spencer, Bert Smith  
Technical fouls: Drake-None. Iowa-None.  
Attendance: 10479  
Fouled Out: Drake - Clarke (09:50)

Score by periods	1st	2nd	Total
Drake	30	38	68
Iowa	44	38	82

Last FG - DU 2nd-00:24, IOWA 2nd-01:38.  
Largest lead - DU by 3 1st-09:39, IOWA by 16 2nd-12:41.

Score tied - 4 times.  
Lead changed - 6 times.

## Game 12 - Iowa 105, Central Arkansas 64

Official Basketball Box Score -- Game Totals -- Final Statistics  
Central Arkansas vs Iowa  
12/19/11 7:05 p.m. at Carver-Hawkeye Arena - Iowa City, IA

## Game 13 - Iowa 81, Boise State 72

Official Basketball Box Score -- Game Totals -- Final Statistics  
Boise State vs Iowa  
12/22/11 7:45 p.m. at Carver-Hawkeye Arena - Iowa City, IA

Boise State 72 • 9-4

#	Player	Total			3-Ptr			Rebounds			PF	TP	A	TO	Blk	Stl	Min
		FG	FGA	FT	FTA	FG	FGA	FT	FTA	Off							
15	Bropheh, Thomas	f	4-12	1-4	3-4	2	4	6	1	12	1	2	0	0	0	30	
22	Wiley, Drew	f	3-4	3-4	0-0	0	2	2	4	9	2	1	0	0	25		
23	Watkins, Ryan	f	1-5	0-0	0-0	0	0	0	0	2	0	0	0	0	12		
11	Elorriaga, Jeff	g	3-5	1-3	0-0	1	5	6	3	7	1	2	0	1	34		
30	Perryman, Westly	g	1-6	1-3	0-2	0	4	4	3	4	1	1	0	0	28		
02	Marks, Derrick		7-13	1-1	2-4	2	2	4	2	17	3	0	0	0	25		
05	Hanstad, Joe		0-0	0-0	0-0	0	0	0	2	0	1	1	0	0	6		
10	Nichols, Tre		1-5	1-3	0-0	0	1	1	2	3	1	0	0	0	10		
33	Crayton, Jarrell		0-0	0-0	1-2	2	1	3	2	1	0	0	0	0	6		
42	Buckner, Kenny		9-12	0-0	0-2	2	2	4	2	18	0	0	0	0	24		
	Team					3	1	4									
	Totals		29-62	8-18	6-12	12	22	34	22	72	13	8	1	1	200		

FG % 1st Half: 14-35 40.0% 2nd half: 15-27 55.6% Game: 29-62 46.8%  
3FG % 1st Half: 4-9 44.4% 2nd half: 4-9 44.4% Game: 8-18 44.4%  
FT % 1st Half: 1-2 50.0% 2nd half: 5-10 50.0% Game: 6-12 50.0%

Iowa 81 • 8-5

#	Player	Total			3-Ptr			Rebounds			PF	TP	A	TO	Blk	Stl	Min
		FG	FGA	FT	FTA	FG	FGA	FT	FTA	Off							
01	Basabe, Melsahn	f	6-9	0-0	2-3	4	7	11	0	14	0	0	4	0	31		
15	McCabe, Zach	f	1-3	0-0	0-0	0	2	2	2	2	0	1	0	0	11		
25	May, Eric	f	1-6	1-2	0-0	1	0	1	1	3	3	0	1	1	21		
04	Marble, Roy Devyn	g	5-10	0-0	8-10	1	7	8	1	18	5	1	3	3	31		
05	Gateus, Matt	g	5-11	1-4	5-5	1	1	2	2	16	3	0	0	1	38		
02	Oglesby, Josh		2-4	2-4	3-4	1	0	1	0	9	1	1	0	0	22		
20	Brommer, Andrew		0-0	0-0	0-0	0	0	0	2	0	0	0	0	0	9		
24	Cartwright, Bryce		0-3	0-1	1-2	0	2	2	1	1	2	1	0	0	10		
30	White, Aaron		6-8	0-1	6-7	1	5	6	2	18	0	1	0	1	27		
	Team					1	1	2									
	Totals		26-54	4-12	25-31	10	25	35	11	81	14	5	8	6	200		

FG % 1st Half: 11-28 39.3% 2nd half: 15-26 57.7% Game: 26-54 48.1%  
3FG % 1st Half: 2-7 28.6% 2nd half: 2-5 40.0% Game: 4-12 33.3%  
FT % 1st Half: 9-10 90.0% 2nd half: 16-21 76.2% Game: 25-31 80.6%

Officials: Jim Burr, D.J. Carstensen, Wally Rutecki  
Technical fouls: Boise State-None. Iowa-None.  
Attendance: 13122

Score by periods	1st	2nd	Total
Boise State	33	39	72
Iowa	33	48	81

Last FG - BSU 2nd-00:07, IOWA 2nd-00:19.  
Largest lead - BSU by 3 1st-17:10, IOWA by 11 2nd-00:11.

Points	In	Off	2nd	Fast	Bench
BSU	38	9	17	2	39
IOWA	30	13	14	8	28

Score tied - 11 times.  
Lead changed - 14 times.

## Game 14 - Purdue 79, Iowa 76

Official Basketball Box Score -- Game Totals -- Final Statistics  
Purdue vs Iowa  
12/28/11 8:35 p.m. at Carver-Hawkeye Arena - Iowa City, IA

Purdue 79 • 11-3, 1-0

#	Player	Total			3-Ptr			Rebounds			PF	TP	A	TO	Blk	Stl	Min
		FG	FGA	FT	FTA	FG	FGA	FT	FTA	Off							
04	Hummel, Robbie	f	5-14	1-5	5-6	3	8	11	3	16	1	1	1	1	28		
34	Lawson, Jacob	f	2-4	0-0	0-0	3	2	5	4	4	0	0	0	0	14		
12	Barlow, Kelsey	g	5-7	0-0	2-3	0	2	2	2	12	0	0	0	1	27		
23	Jackson, Lewis	g	3-8	0-1	0-0	0	2	2	3	6	4	3	0	1	30		
24	Smith, Ryne	g	2-6	1-5	0-0	2	3	5	2	5	0	0	0	0	26		
00	Johnson, Terone		3-7	0-1	0-2	0	3	3	2	6	2	1	0	1	17		
01	Johnson, Anthony		2-3	0-0	0-0	0	2	2	1	4	1	1	0	0	8		
21	Byrd, D.J.		6-9	2-5	0-0	0	1	1	3	14	2	0	0	1	22		
32	Hart, John		3-4	2-3	0-0	0	1	1	1	8	0	0	0	0	11		
50	Carroll, Travis		2-4	0-0	0-0	0	0	0	0	4	1	1	0	1	17		
	Team					1	2	3									
	Totals		33-66	6-20	7-11	9	26	35	21	79	11	7	1	6	200		

FG % 1st Half: 19-35 54.3% 2nd half: 14-31 45.2% Game: 33-66 50.0%  
3FG % 1st Half: 6-13 46.2% 2nd half: 0-7 0.0% Game: 6-20 30.0%  
FT % 1st Half: 1-2 50.0% 2nd half: 6-9 66.7% Game: 7-11 63.6%

Iowa 76 • 8-6, 0-1

#	Player	Total			3-Ptr			Rebounds			PF	TP	A	TO	Blk	Stl	Min
		FG	FGA	FT	FTA	FG	FGA	FT	FTA	Off							
01	Basabe, Melsahn	f	6-8	0-0	2-3	0	8	8	1	14	0	3	2	0	33		
15	McCabe, Zach	f	2-3	0-0	1-1	2	3	5	4	5	0	1	0	0	16		
04	Marble, Roy Devyn	g	6-12	0-1	5-8	1	0	1	2	17	6	0	1	1	35		
05	Gateus, Matt	g	3-9	1-2	4-4	2	4	6	1	11	5	0	0	0	36		
25	May, Eric	g	2-7	1-2	4-4	1	5	6	4	9	0	1	0	0	20		
02	Oglesby, Josh		1-2	1-1	0-0	0	2	2	0	3	0	1	0	0	14		
20	Brommer, Andrew		0-0	0-0	2-4	0	0	0	0	2	0	1	0	0	6		
24	Cartwright, Bryce		4-10	0-3	0-1	0	1	1	0	8	4	1	0	0	21		
30	White, Aaron		2-4	0-2	3-4	1	2	3	1	7	0	2	1	0	19		
	Team					1	1	2									
	Totals		26-55	3-11	21-29	8	26	34	13	76	15	10	4	1	200		

FG % 1st Half: 13-24 54.2% 2nd half: 13-31 41.9% Game: 26-55 47.3%  
3FG % 1st Half: 1-5 20.0% 2nd half: 2-6 33.3% Game: 3-11 27.3%  
FT % 1st Half: 12-15 80.0% 2nd half: 9-14 64.3% Game: 21-29 72.4%

Officials: Mike Sanzere, Mike Eades, Bert Smith  
Technical fouls: Purdue-None. Iowa-None.  
Attendance: 13314  
Big Ten Opener

Score by periods	1st	2nd	Total
Purdue	45	34	79
Iowa	39	37	76

Last FG - PUR 2nd-00:19, IOWA 2nd-00:01.  
Largest lead - PUR by 9 1st-03:55, IOWA by 2 1st-16:59.

Points	In	Off	2nd	Fast	Bench
PUR	44	8	11	8	36
IOWA	40	5	12	13	20

Score tied - 4 times.  
Lead changed - 4 times.

## Game 15 - Iowa 72, #11 Wisconsin 65

Official Basketball Box Score -- Game Totals -- Final Statistics  
Iowa vs Wisconsin  
12/31/11 12pm at Kohl Center, Madison, Wis.

Iowa 72 • 9-6, 1-1

#	Player	Total			3-Ptr			Rebounds			PF	TP	A	TO	Blk	Stl	Min
		FG	FGA	FT	FTA	FG	FGA	FT	FTA	Off							
01	Basabe, Melsahn	f	6-11	0-0	2-5	5	4	9	4	14	0	3	1	2	33		
15	McCabe, Zach	f	3-5	0-2	0-0	1	2	3	4	6	0	2	0	0	23		
04	Marble, Roy Devyn	g	3-6	0-0	1-3	0	4	4	2	7	1	1	0	0	29		
05	Gateus, Matt	g	2-9	0-1	2-2	2	10	12	1	6	3	0	2	0	34		
25	May, Eric	g	1-4	0-0	0-0	0	5	5	0	2	0	1	0	0	18		
00	Olaseni, Gabriel		0-1	0-0	0-0	0	0	0	0	0	0	0	0	0	2		
02	Oglesby, Josh		1-4	0-1	0-0	0	1	1	0	2	0	0	0	0	9		
20	Brommer, Andrew		0-0	0-0	0-0	0	0	0	2	0	0	1	0	0	1		
24	Cartwright, Bryce		7-12	0-0	3-3	1	1	2	1	17	5	1	0	0	31		
30	White, Aaron		6-7	2-2	4-4	2	2	4	3	18	1	1	1	0	20		
	Team					1	0	1									
	Totals		29-59	2-6	12-17	12	29	41	17	72	10	10	4	2	200		

FG % 1st Half: 14-33 42.4% 2nd half: 15-26 57.7% Game: 29-59 49.2%  
3FG % 1st Half: 0-3 0.0% 2nd half: 2-3 66.7% Game: 2-6 33.3%  
FT % 1st Half: 3-6 50.0% 2nd half: 9-11 81.8% Game: 12-17 70.6%

Wisconsin 65 • 12-3, 1-1

#	Player	Total			3-Ptr			Rebounds			PF	TP	A	TO	Blk	Stl	Min
		FG	FGA	FT	FTA	FG	FGA	FT	FTA	Off							
05	Evans, Ryan	f	2-3	0-0	1-2	2	2	4	5	5	1	1	1	0	15		
31	Bruesewitz, Mike	f	1-7	0-2	2-2	4	3	7	2	4	2	2	0	1	31		
40	Berggren, Jared	f	6-17	0-5	0-0	4	3	7	3	12	0	0	2	0	33		
11	Taylor, Jordan	g	7-19	2-7	1-1	1	5	6	3	17	4	1	0	0	40		
21	Gasser, Josh	g	2-6	0-3	7-7	3	5</										



## Game 17 - #6 Ohio State 76, Iowa 47

Official Basketball Box Score -- Game Totals -- Final Statistics  
Ohio State vs Iowa  
01/07/12 2:05 p.m. at Carver-Hawkeye Arena - Iowa City, IA

Ohio State 76 • 15-2, 3-1

#	Player	Total			3-Ptr			Rebounds			PF	TP	A	TO	Blk	Stl	Min
		FG-FGA	FG-FGA	FT-FTA	FG-FGA	FG-FGA	FT-FTA	Off	Def	Tot							
01	Thomas, Deshaun	f	4-6	2-2	0-2	2	2	4	2	10	3	1	0	0	0	22	
00	Sullinger, Jared	c	13-18	1-1	1-2	2	6	8	3	28	0	1	1	4	31		
04	Craft, Aaron	g	2-4	0-0	0-0	1	2	3	2	4	3	3	0	1	22		
32	Smith Jr., Lenzelle	g	2-4	2-3	0-0	0	1	1	2	6	1	1	0	2	17		
44	Buford, William	g	3-14	1-4	1-2	2	9	11	1	8	5	2	0	3	35		
02	Sibert, Jordan	g	1-4	0-2	0-0	0	2	2	1	2	1	2	0	0	11		
03	Scott, Shannon	g	2-5	0-1	1-1	1	4	5	2	5	6	1	0	2	18		
10	Ross, LaQuinton	g	0-0	0-0	0-0	0	0	0	0	0	0	0	0	0	2		
12	Thompson, Sam	g	2-2	1-1	0-0	1	0	1	3	5	1	2	0	0	15		
15	Weatherspoon, J.D.	g	4-6	0-0	0-0	0	1	1	1	8	0	1	0	0	16		
23	Williams, Amir	g	0-1	0-0	0-0	0	1	1	0	0	0	0	0	0	5		
30	Ravenel, Evan	g	0-0	0-0	0-0	1	1	2	1	0	0	1	1	0	4		
55	McDonald, Trey	g	0-0	0-0	0-0	0	0	0	0	0	1	0	0	0	2		
Team						1	1	2									
Totals			33-64	7-14	3-7	11	30	41	18	76	21	15	2	12	200		

FG % 1st Half: 13-33 39.4% 2nd half: 20-31 64.5% Game: 33-64 51.6%  
3FG % 1st Half: 2-7 28.6% 2nd half: 5-7 71.4% Game: 7-14 50.0%  
FT % 1st Half: 0-2 0.0% 2nd half: 3-5 60.0% Game: 3-7 42.9%

Iowa 47 • 10-7, 2-2

#	Player	Total			3-Ptr			Rebounds			PF	TP	A	TO	Blk	Stl	Min
		FG-FGA	FG-FGA	FT-FTA	FG-FGA	FG-FGA	FT-FTA	Off	Def	Tot							
01	Basabe, Melsahn	f	1-3	0-0	0-0	1	3	4	0	2	0	2	0	1	14		
15	McCabe, Zach	f	2-4	0-0	2-2	0	0	0	4	6	2	1	1	1	18		
04	Marble, Roy Devyn	g	1-8	0-0	3-4	0	3	3	0	5	2	2	2	0	29		
05	Gatens, Matt	g	3-8	0-0	0-0	2	3	5	1	6	0	4	0	2	27		
25	May, Eric	g	4-10	1-2	0-0	2	4	6	0	9	1	2	0	2	21		
00	Olaseni, Gabriel	g	1-1	0-0	0-1	0	1	1	1	2	0	1	0	1	7		
02	Oglesby, Josh	g	2-6	1-5	2-2	0	0	0	0	7	0	1	0	0	20		
14	McCarty, Stephen	g	0-1	0-0	0-0	1	0	1	0	0	0	0	0	0	2		
20	Brommer, Andrew	g	0-0	0-0	0-0	0	0	0	1	0	0	0	0	2	10		
24	Cartwright, Bryce	g	2-6	1-1	0-0	0	2	2	1	5	2	3	0	1	20		
30	White, Aaron	g	0-3	0-1	3-4	0	3	3	0	3	0	2	1	0	15		
32	Stubbs, Brandon	g	0-0	0-0	0-0	0	0	0	0	0	0	1	0	0	2		
34	Stokes, Darius	g	0-1	0-0	0-0	0	1	1	0	0	0	0	0	0	4		
35	Archie, Devon	g	1-2	0-0	0-0	1	2	3	2	2	0	1	2	0	11		
Team						2	0	2									
Totals			17-53	3-12	10-13	9	22	31	10	47	7	20	6	10	200		

FG % 1st Half: 5-23 21.7% 2nd half: 12-30 40.0% Game: 17-53 32.1%  
3FG % 1st Half: 1-6 16.7% 2nd half: 2-6 33.3% Game: 3-12 25.0%  
FT % 1st Half: 8-10 80.0% 2nd half: 2-3 66.7% Game: 10-13 76.9%

Officials: Gene Steratore, Glenn Mayborg, D.J. Cartensen  
Technical fouls: Ohio State-None. Iowa-TEAM.  
Attendance: 15400

Score by periods	1st	2nd	Total
Ohio State	28	48	76
Iowa	19	28	47

Last FG - OSU 2nd-00:34, IOWA 2nd-02:03.  
Largest lead - OSU by 33 2nd-05:50, IOWA by 1 1st-13:46.

Points	In	Off	2nd	Fast	Bench
OSU	44	23	15	8	20
IOWA	22	10	7	6	19

Score tied - 2 times.  
Lead changed - 2 times.

## Game 18 - #6 Michigan State 95, Iowa 61

Official Basketball Box Score -- Game Totals -- Final Statistics  
Iowa vs Michigan State  
01/10/12 7 p.m. at Breslin Center (East Lansing, Mich.)

Iowa 61 • 10-8, 2-3

#	Player	Total			3-Ptr			Rebounds			PF	TP	A	TO	Blk	Stl	Min
		FG-FGA	FG-FGA	FT-FTA	FG-FGA	FG-FGA	FT-FTA	Off	Def	Tot							
01	Basabe, Melsahn	*	5-10	0-0	0-1	2	1	3	0	10	2	2	1	0	0	26	
04	Marble, Roy Devyn	*	4-15	2-3	2-3	3	5	8	3	12	1	4	0	3	36		
05	Gatens, Matt	*	4-9	2-5	1-2	1	2	3	2	11	1	1	0	1	28		
15	McCabe, Zach	*	2-7	0-1	3-3	2	0	2	3	7	0	2	0	0	19		
25	May, Eric	*	1-2	0-0	0-1	1	1	2	1	2	1	4	0	0	13		
00	Olaseni, Gabriel	*	0-0	0-0	0-0	0	3	3	1	0	0	0	1	1	5		
02	Oglesby, Josh	*	1-6	0-4	0-0	0	0	0	0	2	1	1	0	0	17		
20	Brommer, Andrew	*	0-0	0-0	0-0	1	0	1	2	0	1	0	0	0	7		
24	Cartwright, Bryce	*	1-5	0-0	0-0	0	0	0	1	2	5	5	0	1	17		
30	White, Aaron	*	5-7	0-1	5-9	4	2	6	2	15	0	2	2	2	26		
32	Stubbs, Brandon	*	0-0	0-0	0-0	0	0	0	0	0	0	0	0	0	2		
35	Archie, Devon	*	0-2	0-0	0-0	2	0	2	0	0	0	0	0	0	4		
Team						2	1	3	1								
Totals			23-63	4-14	11-19	18	15	33	16	61	12	21	4	8	200		

FG % 1st Half: 10-26 38.5% 2nd half: 13-37 35.1% Game: 23-63 36.5%  
3FG % 1st Half: 1-7 14.3% 2nd half: 3-7 42.9% Game: 4-14 28.6%  
FT % 1st Half: 3-4 75.0% 2nd half: 8-15 53.3% Game: 11-19 57.9%

Michigan State 95 • 15-2, 4-0

#	Player	Total			3-Ptr			Rebounds			PF	TP	A	TO	Blk	Stl	Min
		FG-FGA	FG-FGA	FT-FTA	FG-FGA	FG-FGA	FT-FTA	Off	Def	Tot							
05	Payne, Adreian	*	1-2	0-0	1-2	2	4	6	2	3	0	2	1	1	17		
11	Appling, Keith	*	6-11	1-3	2-2	2	1	3	2	15	9	0	0	3	27		
22	Dawson, Brandon	*	3-7	0-0	0-0	2	2	4	1	6	3	1	1	3	21		
23	Green, Draymond	*	9-12	3-4	1-2	0	10	10	3	22	5	1	0	3	29		
30	Wood, Brandon	*	5-7	1-3	1-1	1	1	2	2	12	2	3	0	0	21		
02	Gauna, Alex	*	2-3	0-0	0-0	0	0	0	0	4	2	2	0	0	11		
03	Keamey, Brandon	*	2-2	1-1	0-0	0	1	1	0	5	4	2	1	1	13		
13	Thornton, Austin	*	2-3	2-3	2-2	0	2	2	1	8	0	1	0	3	16		
14	Chapman, Dan	*	0-0	0-0	0-0	0	0	0	0	0	0	0	0	0	2		
15	Wetzel, Keenan	*	0-0	0-0	0-0	0	0	0	0	0	0	0	0	0	2		
20	Trice, Travis	*	3-4	2-3	2-2	0	2	2	2	10	0	0	0	0	16		
25	Nix, Derrick	*	4-6	0-0	2-4	3	1	4	3	10	2	2	0	2	18		
34	Sweeney, Joe	*	0-2	0-1	0-0	0	0	0	0	0	0	1	0	0	2		
40	Wollenman, Colby	*	0-0	0-0	0-0	0	0	0	0	1	0	0	0	0	2		
44	Ianni, Anthony	*	0-1	0-0	0-0	0	0	0	0	0	0	0	0	0	3		
Team						1	2	3									
Totals			37-60	10-18	11-15	11	26	37	17	95	25	15	3	16	200		

FG % 1st Half: 19-32 59.4% 2nd half: 18-28 64.3% Game: 37-60 61.7%  
3FG % 1st Half: 6-12 50.0% 2nd half: 4-6 66.7% Game: 10-18 55.6%  
FT % 1st Half: 2-3 66.7% 2nd half: 9-12 75.0% Game: 11-15 73.3%

Officials: Scott Thornley, Ray Perone, Bo Boroski  
Technical fouls: Iowa-TEAM. Michigan State-Nix, Derrick.  
Attendance: 14797

Score by periods	1st	2nd	Total
Iowa	24	37	61
Michigan State	46	49	95

Last FG - IOWA 2nd-00:26, MSU 2nd-02:11.  
Largest lead - IOWA None, MSU by 45 2nd-05:52.

Points	In	Off	2nd	Fast	Bench
IOWA	32	9	10	6	19
MSU	50	18	22	37	37

Score tied - 1 time.  
Lead changed - 0 times.

## Game 19 - Iowa 75, #13 Michigan 59

Official Basketball Box Score -- Game Totals -- Final Statistics  
Michigan vs Iowa  
01/14/12 12:00 p.m. at Carver-Hawkeye Arena - Iowa City, IA

Michigan 59 • 14-4, 4-2

#	Player	Total			3-Ptr			Rebounds			PF	TP	A	TO	Blk	Stl	Min
		FG-FGA	FG-FGA	FT-FTA	FG-FGA	FG-FGA	FT-FTA	Off	Def	Tot							
23	Smotrycz, Evan	f	0-6	0-4	0-0	2	2	4	1	0	2	2	0	0	22		
52	Morgan, Jordan	c	1-1	0-0	2-4	1	3	4	4	4	1	2	0	1	27		
00	Novak, Zack	g	5-10	4-8	0-0	2	6	8	4	14	0	0	0	0	35		
03	Burke, Trey	g	7-13	2-7	3-3	1	1	2	3	19	2	3	0	0	27		
10	Hardaway Jr, Tim	g	2-13	0-8	5-8	1	1	2	3	9	2	2	0	1	36		
01	Douglass, Stu	g	3-6	2-3	1-2	0	1	1	4	9	0	1	0	0	23		
02	Brunidge, Carlton	g	0-0	0-0	0-0	0	0	0	0	0	0	0	0	0	0+		
05	Kanane, Eso	g	0-0	0-0	0-0	0	0	0	0	1	0	1	0	0	5		
13	Vogrich, Matt	g	0-1	0-1	0-0	0	3	3	2	0	1	0	0	0	18		
20	Bartelstein, Josh	g	0-0	0-0	0-0	0	0	0	0	0	0	0	0	0	0+		
22	McLimans, Blake	g	2-2	0-0	0-0	1	3	4	0	4	0	0	0	0	7		
45	Christian, Colton	g	0-0	0-0	0-0	0	0	0	0	0	0	0	0	0	0+		
Team						1	1	2									
Totals			20-52	8-31	11-17	9	21	30	22	59	9	10	0	2	200		

FG % 1st Half: 8-23 34.8% 2nd half: 12-29 41.4% Game: 20-52 38.5%  
3FG % 1st Half: 3-16 18.8% 2nd half: 5-15 33.3% Game: 8-31 25.8%  
FT % 1st Half: 4-6 66.7% 2nd half: 7-11 63.6% Game: 11-17 64.7%

Iowa 75 • 11-8, 3-3

## Game 21 - Nebraska 79, Iowa 73

Official Basketball Box Score -- Game Totals -- Final Statistics  
Nebraska vs Iowa  
01/26/12 6:00 p.m. at Carver-Hawkeye Arena - Iowa City, IA

Nebraska 79 • 11-9, 3-6

#	Player	Total		3-Ptr		Rebounds			PF	TP	A	TO	Blk	Stl	Min
		FG-FGA	FG-FGA	FT-FTA	FT-FTA	Off	Def	Tot							
00	McCray, Toney	f	2-6	0-2	4-6	1	7	8	3	8	3	3	0	1	33
13	Ubel, Brandon	f	2-2	0-0	2-2	2	1	3	3	6	1	0	0	1	19
03	Richardson, Brandon	g	9-10	6-7	1-2	1	5	6	1	25	5	1	0	2	37
23	Spencer, Bo	g	5-13	0-4	6-6	0	1	1	1	16	4	2	0	1	33
25	Walker, Caleb	g	3-8	0-4	2-4	2	2	4	2	8	1	1	1	0	25
21	Diaz, Jorge Brian		3-5	0-0	1-2	2	0	2	2	7	0	0	0	1	26
24	Talley, Dylan		3-8	1-3	2-2	2	3	5	2	9	1	2	0	0	22
33	Fox, Mike		0-0	0-0	0-0	0	0	0	1	0	0	0	0	0	5
Team						2	3	5							
Totals			27-52	7-20	18-24	12	22	34	15	79	15	11	1	6	200

FG % 1st Half: 12-24 50.0% 2nd half: 15-28 53.6% Game: 27-52 51.9%  
3FG % 1st Half: 2-9 22.2% 2nd half: 5-11 45.5% Game: 7-20 35.0%  
FT % 1st Half: 5-8 62.5% 2nd half: 13-16 81.3% Game: 18-24 75.0%

Iowa 73 • 11-10, 3-5

#	Player	Total		3-Ptr		Rebounds			PF	TP	A	TO	Blk	Stl	Min
		FG-FGA	FG-FGA	FT-FTA	FT-FTA	Off	Def	Tot							
01	Basabe, Melsahn	f	0-0	0-0	1-2	1	0	1	3	1	0	1	1	0	13
01	McCabe, Zach	f	9-11	2-3	0-0	1	5	6	5	20	1	2	1	2	30
25	May, Eric	f	2-5	1-1	0-1	1	4	5	2	5	1	1	1	1	19
04	Marble, Roy Devyn	g	3-9	0-1	9-10	2	1	3	2	15	3	1	0	2	26
05	Gatens, Matt	g	5-13	2-8	0-0	0	0	0	3	12	1	0	0	0	35
02	Oglesby, Josh	g	2-6	1-4	0-0	0	1	1	1	5	0	0	0	0	16
20	Brommer, Andrew	g	0-0	0-0	0-0	0	1	1	1	0	0	0	0	0	5
24	Cartwright, Bryce	g	1-4	0-1	0-0	0	0	0	1	2	5	3	0	1	20
30	White, Aaron	g	4-6	0-1	3-4	5	4	9	0	11	0	0	0	1	28
35	Archie, Devon	g	1-1	0-0	0-1	0	1	1	0	2	0	0	1	0	8
Team						0	0	0							
Totals			27-55	6-19	13-18	10	17	27	18	73	11	8	4	7	200

FG % 1st Half: 15-28 53.6% 2nd half: 12-27 44.4% Game: 27-55 49.1%  
3FG % 1st Half: 3-10 30.0% 2nd half: 3-9 33.3% Game: 6-19 31.6%  
FT % 1st Half: 5-8 62.5% 2nd half: 8-10 80.0% Game: 13-18 72.2%

Officials: Jim Burr, Terry Wymer, Brian Dorsey  
Technical fouls: Nebraska-None. Iowa-None.  
Attendance: 10538  
Fouled Out: Iowa - McCabe (01:58)

Score by periods	1st	2nd	Total
Nebraska	31	48	79
Iowa	38	35	73

Last FG - NEB 2nd-01:17, IOWA 2nd-01:50.  
Largest lead - NEB by 6 2nd-00:06, IOWA by 11 1st-06:21.

Points	In	Off	2nd	Fast	Bench
NEB	30	7	10	4	16
IOWA	34	12	12	2	20

Score tied - 6 times.  
Lead changed - 5 times.

## Game 22 - #16 Indiana 103, Iowa 89

Official Basketball Box Score -- Game Totals -- Final Statistics  
Iowa vs Indiana  
01/29/12 6:00pm at Assembly Hall (Bloomington, Ind.)

Iowa 89 • 11-11, 3-6

#	Player	Total		3-Ptr		Rebounds			PF	TP	A	TO	Blk	Stl	Min
		FG-FGA	FG-FGA	FT-FTA	FT-FTA	Off	Def	Tot							
15	McCabe, Zach	f	1-3	0-0	1-1	1	1	2	3	3	0	1	1	0	21
30	White, Aaron	f	4-9	1-2	0-0	0	1	1	5	9	1	2	0	0	23
04	Marble, Roy Devyn	g	6-9	0-1	1-2	1	2	3	1	13	5	0	1	1	33
05	Gatens, Matt	g	9-13	1-4	1-1	1	1	2	2	20	0	4	0	1	35
24	Cartwright, Bryce	g	2-2	0-0	4-6	0	2	2	3	8	6	0	1	1	25
00	Olaseni, Gabriel	g	0-1	0-0	2-4	0	1	1	1	2	0	1	2	0	9
01	Basabe, Melsahn	g	2-3	0-0	2-4	2	1	3	4	6	0	1	2	0	13
02	Oglesby, Josh	g	8-12	6-8	2-2	0	1	1	1	24	1	1	0	0	20
14	McCarty, Stephen	g	0-0	0-0	0-0	0	0	0	0	0	0	0	0	0	1
20	Brommer, Andrew	g	0-0	0-0	4-6	0	0	0	0	0	0	0	0	0	2
25	May, Eric	g	0-0	0-0	0-0	1	0	1	0	0	0	0	0	0	5
32	Stubbs, Brandon	g	1-1	0-0	0-0	0	0	0	0	2	1	0	0	0	3
34	Stokes, Darius	g	0-0	0-0	0-0	0	0	0	0	0	0	0	0	0	1
35	Archie, Devon	g	1-1	0-0	0-0	0	2	2	3	2	0	0	0	0	9
Team						1	3	4							
Totals			34-54	8-15	13-21	7	15	22	23	89	16	17	6	6	200

FG % 1st Half: 15-30 50.0% 2nd half: 19-24 79.2% Game: 34-54 63.0%  
3FG % 1st Half: 3-8 37.5% 2nd half: 5-7 71.4% Game: 8-15 53.3%  
FT % 1st Half: 4-7 57.1% 2nd half: 9-14 64.3% Game: 13-21 61.9%

Indiana 103 • 17-5, 5-5

#	Player	Total		3-Ptr		Rebounds			PF	TP	A	TO	Blk	Stl	Min
		FG-FGA	FG-FGA	FT-FTA	FT-FTA	Off	Def	Tot							
02	Watford, Christian	f	4-10	0-3	7-8	4	3	7	1	15	0	3	0	1	27
40	Zeller, Cody	f	11-12	0-0	4-6	0	4	4	3	26	4	0	1	3	28
01	Hulls, Jordan	g	3-4	0-1	0-0	0	1	1	2	6	2	2	0	1	18
10	Sheehy, Will	g	2-5	2-2	4-4	2	2	4	3	10	2	2	0	0	23
12	Jones III, Verdell	g	4-10	0-3	6-7	0	2	2	2	14	9	3	1	0	31
09	Barnett, Kory	g	1-2	0-1	0-0	0	0	0	0	2	0	0	0	1	2
04	Olaidpo, Victor	g	5-8	0-1	2-2	5	1	6	1	12	3	0	1	1	22
13	Etherington, Austin	g	0-2	0-1	0-0	1	0	1	1	0	0	0	0	0	4
15	Smith, Raphael	g	0-0	0-0	0-0	0	0	0	0	0	0	0	0	0	1
20	Wayer, Taylor	g	0-0	0-0	0-0	0	0	0	0	0	0	0	0	0	1
23	Abel, Remy	g	0-2	0-0	0-0	1	1	2	0	0	0	1	0	0	7
24	Howard, Jeff	g	0-0	0-0	0-0	0	0	0	0	0	0	0	0	0	1
25	Pritchard, Tom	g	3-5	0-0	1-2	3	1	4	1	7	0	0	0	1	13
30	Roth, Matt	g	0-2	0-0	0-0	0	2	2	1	0	0	0	0	0	4
32	Elston, Derek	g	4-5	2-2	1-2	2	0	2	2	11	0	2	2	0	18
Team						2	0	2							
Totals			37-67	4-16	25-31	20	17	37	17	103	20	13	5	7	200

FG % 1st Half: 20-37 54.1% 2nd half: 17-30 56.7% Game: 37-67 55.2%  
3FG % 1st Half: 4-11 36.4% 2nd half: 0-5 0.0% Game: 4-16 25.0%  
FT % 1st Half: 10-11 90.9% 2nd half: 15-20 75.0% Game: 25-31 80.6%

Officials: Ed Hightower, Mike Eades, D.J. Carstensen  
Technical fouls: Iowa-None. Indiana-None.  
Attendance: 17243  
White (Iowa) fouls out at 6:38 (2nd)

Score by periods	1st	2nd	Total
Iowa	37	52	89
Indiana	54	49	103

Last FG - IOWA 2nd-00:01, IND 2nd-00:10.  
Largest lead - IOWA by 1 1st-19:28, IND by 24 2nd-06:25.

Points	In	Off	2nd	Fast	Bench
IOWA	40	17	11	8	36
IND	58	21	23	6	32

Score tied - 2 times.  
Lead changed - 2 times.

## Game 23 - Iowa 63, Minnesota 59

Official Basketball Box Score -- Game Totals -- Final Statistics  
Minnesota vs Iowa  
02/01/12 7:35 p.m. at Carver-Hawkeye Arena - Iowa City, IA

Minnesota 59 • 16-7, 4-6

#	Player	Total		3-Ptr		Rebounds			PF	TP	A	TO	Blk	Stl	Min
		FG-FGA	FG-FGA	FT-FTA	FT-FTA	Off	Def	Tot							
33	Williams, Rodney	f	3-7	1-1	2-4	0	1	1	4	9	1	2	0	0	32
50	Sampson III, Ralph	c	5-10	0-0	3-3	2	1	3	3	13	2	2	2	0	22
00	Welch, Julian	g	4-8	3-5	1-1	0	5	5	4	12	6	5	1	0	29
11	Coleman, Joe	g	0-2	0-0	0-0	3	3	6	2	0	4	2	0	0	23
20	Hollins, Austin	g	3-11	3-9	2-2	1	4	5	2	11	0	0	0	0	34
01	Hollins, Andre	g	2-5	1-2	0-0	0	1	1	0	5	2	1	0	0	19
10	Osenieks, Oto	g	1-2	1-1	0-1	1	2	3	0	3	1	3	0	0	10
13	Ahanmisi, Maverick	g	0-0	0-0	1-3	0	0	0	0	1	0	0	0	0	3
23	Armelin, Chip	g	2-4	1-1	0-0	1	3	4	0	5	0	1	0	0	10
55	Eliason, Elliott	g	0-2	0-0	0-0	1	5	6	3	0	1	0	1	1	18
Team						1	0	1							
Totals			20-51	10-19	9-14	10	25	35							



## Game 25 - Northwestern 83, Iowa 64

Official Basketball Box Score -- Game Totals -- Final Statistics  
Iowa vs Northwestern  
02/09/12 8:00 p.m. at Evanston, Ill. (Welsh-Ryan Arena)

Iowa 64 • 13-12, 5-7

#	Player	F	Total			3-Ptr			Rebounds			PF	TP	A	TO	Blk	Stl	Min
			FG-FGA	FT-FTA	Off	Def	Tot	FG-FGA	FT-FTA	Off	Def							
15	McCabe, Zach	f	0-2	0-1	0-0	1	0	1	4	0	2	2	0	0	0	0	18	
30	White, Aaron	f	7-10	2-3	1-1	4	8	12	2	17	1	4	1	0	0	35		
4	Marble, Roy Devyn	f	3-6	1-2	3-3	1	1	2	0	10	3	2	0	1	33			
24	Cartwright, Bryce	g	1-4	0-0	0-2	0	3	3	2	5	5	0	1	31				
5	Gatens, Matt	g	5-10	3-5	2-2	2	0	2	2	15	1	1	0	0	35			
0	Olaseini, Gabriel	g	0-0	0-0	0-0	0	0	0	0	0	0	0	0	0	1			
1	Basabe, Melsahn	g	5-7	0-0	3-5	2	3	5	3	13	0	0	1	0	18			
14	McCarthy, Stephen	g	0-0	0-0	0-0	0	0	0	0	0	0	0	0	0	1			
2	Oglesby, Josh	g	2-5	1-2	0-0	0	0	0	1	5	1	0	0	0	17			
20	Brommer, Andrew	g	0-0	0-0	2-2	0	0	0	3	2	0	0	0	0	1			
25	May, Eric	g	0-1	0-1	0-0	0	1	1	2	0	1	3	0	0	8			
32	Stubbs, Brandon	g	0-0	0-0	0-0	0	0	0	0	0	0	1	0	0	1			
34	Stokes, Darius	g	0-0	0-0	0-0	0	0	0	0	0	0	0	0	0	1			
	Team					2	1	3										
Totals			23-45	7-14	11-15	10	19	29	20	64	14	18	2	2	200			

FG % 1st Half: 11-25 44.0% 2nd half: 12-20 60.0% Game: 23-45 51.1%  
3FG % 1st Half: 3-7 42.9% 2nd half: 4-7 57.1% Game: 7-14 50.0%  
FT % 1st Half: 4-6 66.7% 2nd half: 7-9 77.8% Game: 11-15 73.3%

Northwestern 83 • 15-8, 5-6

#	Player	F	Total			3-Ptr			Rebounds			PF	TP	A	TO	Blk	Stl	Min
			FG-FGA	FT-FTA	Off	Def	Tot	FG-FGA	FT-FTA	Off	Def							
1	Crawford, Drew	f	5-13	1-5	0-0	3	2	5	2	11	4	1	0	1	37			
11	Hearn, Reggie	f	5-8	3-5	3-4	0	3	3	2	16	1	1	2	1	30			
24	Shurna, John	f	5-9	3-5	4-7	1	3	4	0	17	1	0	1	4	37			
3	Sobolewski, Dave	g	7-8	3-3	6-8	1	0	1	3	23	7	3	0	4	40			
4	Marcolullo, Alex	g	4-8	3-7	2-2	0	1	1	2	13	6	0	0	1	26			
13	Montgomery, James	g	0-0	0-0	0-0	0	0	0	0	0	0	0	0	0	1			
15	Fruendt, Nick	g	0-1	0-0	0-0	1	2	3	3	0	1	0	0	0	10			
2	Jimenez, Omar	g	0-0	0-0	0-0	0	0	0	0	0	0	0	0	0	1			
30	Curletti, Davide	g	1-1	0-0	1-2	1	2	3	3	2	2	0	0	0	18			
	Team					0	1	1										
Totals			27-48	13-25	16-23	7	14	21	15	83	22	7	3	11	200			

FG % 1st Half: 15-27 55.6% 2nd half: 12-21 57.1% Game: 27-48 56.3%  
3FG % 1st Half: 7-15 46.7% 2nd half: 6-10 60.0% Game: 13-25 52.0%  
FT % 1st Half: 1-3 33.3% 2nd half: 15-20 75.0% Game: 16-23 69.6%

Officials: Jim Burr, Lamont Simpson, Glen Mayborg  
Technical fouls: Iowa-None. Northwestern-None.  
Attendance: 6013  
Sobolewski - New career high in points (Previous 20 vs Penn St 1/1/12)

Score by periods	1st	2nd	Total
Iowa	29	35	64
Northwestern	38	45	83

In	Off	2nd	Fast	Bench
Points IOWA	28	6	13	2
NU	26	20	4	13

Last FG - IOWA 2nd-02:20, NU 2nd-03:36.  
Largest lead - IOWA by 5 1st-18:03, NU by 24 2nd-05:08.

Score tied - 0 times.  
Lead changed - 1 time.

## Game 27 - Iowa 78, #18 Indiana 66

Official Basketball Box Score -- Game Totals -- Final Statistics  
Indiana vs Iowa  
02/19/12 5:05 p.m. at Carver-Hawkeye Arena - Iowa City, IA

Indiana 66 • 20-7, 8-7

#	Player	F	Total			3-Ptr			Rebounds			PF	TP	A	TO	Blk	Stl	Min
			FG-FGA	FT-FTA	Off	Def	Tot	FG-FGA	FT-FTA	Off	Def							
02	Watford, Christian	f	0-5	0-2	1-2	1	3	4	2	1	2	2	0	0	24			
32	Elston, Derek	f	4-6	2-3	3-4	0	1	1	1	13	0	1	1	0	18			
40	Zeller, Cody	c	5-12	0-0	5-7	4	9	13	2	15	0	2	2	1	32			
01	Hulls, Jordan	g	1-5	0-2	0-0	0	1	1	3	2	4	2	0	0	19			
04	Oladipo, Victor	g	4-11	0-2	7-7	2	2	4	4	15	1	2	0	0	23			
00	Barnett, Kory	g	0-0	0-0	0-0	0	0	0	0	0	0	0	0	0	1			
10	Sheehy, Will	g	2-7	0-2	3-4	1	2	3	4	7	2	0	1	1	26			
11	Moore, Daniel	g	0-0	0-0	0-0	0	0	0	0	0	0	0	0	0	1			
12	Jones III, Verdell	g	0-2	0-1	0-0	0	2	2	1	0	1	2	0	0	22			
13	Etherington, Austin	g	0-0	0-0	0-0	0	0	0	0	0	0	0	0	0	1			
23	Abell, Remy	g	0-0	0-0	0-0	1	0	1	0	0	0	1	0	0	6			
25	Pritchard, Tom	g	0-1	0-0	1-2	2	0	2	0	1	2	2	0	0	12			
30	Roth, Matt	g	4-4	4-4	0-0	0	2	2	2	12	0	0	0	0	15			
	Team					0	2	2										
Totals			20-53	6-16	20-26	11	24	35	19	66	13	14	4	2	200			

FG % 1st Half: 10-29 34.5% 2nd half: 10-24 41.7% Game: 20-53 37.7%  
3FG % 1st Half: 3-9 33.3% 2nd half: 3-7 42.9% Game: 6-16 37.5%  
FT % 1st Half: 3-5 60.0% 2nd half: 17-21 81.0% Game: 20-26 76.9%

Iowa 78 • 14-13, 6-8

#	Player	F	Total			3-Ptr			Rebounds			PF	TP	A	TO	Blk	Stl	Min
			FG-FGA	FT-FTA	Off	Def	Tot	FG-FGA	FT-FTA	Off	Def							
15	McCabe, Zach	f	1-3	0-1	0-0	1	0	1	5	2	0	1	0	0	6			
30	White, Aaron	f	4-10	0-0	0-1	3	7	10	2	8	1	1	1	1	32			
02	Oglesby, Josh	g	2-8	2-5	5-6	0	1	1	2	11	2	0	0	0	36			
04	Marble, Roy Devyn	g	4-17	0-2	2-5	3	4	7	2	10	7	2	0	4	38			
05	Gatens, Matt	g	10-18	7-10	3-3	1	3	4	0	30	0	2	0	3	40			
00	Olaseini, Gabriel	g	0-0	0-0	0-0	0	0	0	3	0	0	1	0	0	1			
01	Basabe, Melsahn	g	4-5	0-0	5-6	3	4	7	2	13	1	3	5	1	28			
20	Brommer, Andrew	g	1-1	0-0	0-0	2	2	4	1	2	0	0	1	0	10			
32	Stubbs, Brandon	g	0-0	0-0	0-0	0	0	0	0	0	0	0	0	0	2			
34	Stokes, Darius	g	1-1	0-0	0-0	1	0	1	1	2	0	0	0	0	5			
35	Archie, Devon	g	0-0	0-0	0-0	1	1	2	0	0	1	0	0	0	2			
	Team					1	3	4										
Totals			27-63	9-18	15-21	16	25	41	18	78	12	11	7	9	200			

FG % 1st Half: 14-35 40.0% 2nd half: 13-28 46.4% Game: 27-63 42.9%  
3FG % 1st Half: 3-10 30.0% 2nd half: 6-8 75.0% Game: 9-18 50.0%  
FT % 1st Half: 6-7 85.7% 2nd half: 9-14 64.3% Game: 15-21 71.4%

Officials: Ted Valentine, Mike Eades, Scott Thornley  
Technical fouls: Indiana-None. Iowa-None.  
Attendance: 13282

Score by periods	1st	2nd	Total
Indiana	26	40	66
Iowa	37	41	78

In	Off	2nd	Fast	Bench
Points IOWA	22	6	8	2
IND	24	14	19	2

Last FG - IND 2nd-00:12, IOWA 2nd-01:16.  
Largest lead - IND by 4 1st-17:51, IOWA by 19 2nd-12:13.

Score tied - 1 time.  
Lead changed - 1 time.

## Game 26 - Penn State 69, Iowa 64

Official Basketball Box Score -- Game Totals -- Final Statistics  
Iowa vs Penn State  
2/16/12 8:00 p.m. at State College, Pa. (Bryce Jordan Center)

Iowa 64 • 13-13, 5-8

#	Player	F	Total			3-Ptr			Rebounds			PF	TP	A	TO	Blk	Stl	Min
			FG-FGA	FT-FTA	Off	Def	Tot	FG-FGA	FT-FTA	Off	Def							
15	McCabe, Zach	f	0-1	0-0	2-2	1	1	2	5	2	2	3	2	0	23			
30	White, Aaron	f	6-11	1-3	3-4	3	7	10	1	16	1	4	3	1	34			
02	Oglesby, Josh	g	1-7	0-5	1-3	0	3	3	3	3	3	0	0	1	27			
04	Marble, Roy Devyn	g	4-10	0-2	5-7	2	6	8	1	13	6	3	0	1	40			
05	Gatens, Matt	g	6-13	5-4	4-4	1	3	4	3	21	1	1	1	0	38			
00	Olaseini, Gabriel	g	0-2	0-0	0-0	1	0	1	0	0	1	1	2	6				
01	Basabe, Melsahn	g	2-3	0-0	3-7	1	2	3	3	7	0	0	0	0	20			
20	Brommer, Andrew	g	0-0	0-0	0-0	0	0	0	0	1	0	0	0	0	7			
25	May, Eric	g	1-2	0-1	0-0	0	0	0	0	2	0	0	0	1	5			
	Team					3	0	3										
Totals			20-49	6-18	18-27	12	22	34	18	64	13	12	7	6	200			

FG % 1st Half: 7-26 26.9% 2nd half: 13-23 56.5% Game: 20-49 40.8%  
3FG % 1st Half: 1-7 14.3% 2nd half: 5-11 45.5% Game: 6-1

## Game 29 - Illinois 65, Iowa 54

Official Basketball Box Score -- Game Totals -- Final Statistics  
Iowa vs Illinois  
02/26/12 5:00 pm at Assembly Hall, Champaign, IL

Iowa 54 • 15-14 (7-9)

#	Player	Total		3-Ptr		Rebounds			PF	TP	A	TO	Blk	Stl	Min
		FG-FGA	FT-FTA	FG-FGA	FT-FTA	Off	Def	Tot							
15	McCabe, Zach	f	1-5	0-2	2-2	1	6	7	4	4	0	0	0	1	22
30	White, Aaron	f	3-6	0-1	2-3	1	1	2	2	8	3	3	0	0	32
02	Oglesby, Josh	g	4-10	1-5	0-0	2	2	4	9	0	1	0	0	27	
04	Marble, Roy Devyn	g	4-9	0-1	2-2	1	2	3	1	10	6	6	0	4	38
05	Gatens, Matt	g	6-11	5-6	5-7	0	2	2	3	22	0	3	0	2	40
00	Olaseni, Gabriel		0-0	0-0	0-0	0	1	1	0	0	0	0	0	0	3
01	Basabe, Melsahn		0-4	0-0	1-2	2	1	3	2	1	1	2	1	0	18
20	Brommer, Andrew		0-0	0-0	0-0	0	1	1	0	0	0	0	0	0	3
24	Cartwright, Bryce		0-3	0-1	0-0	0	0	0	1	0	2	2	0	0	14
25	May, Eric		0-1	0-1	0-0	0	0	0	0	0	0	0	0	0	3
	Team					4	2	6							
	Totals		18-49	6-17	12-16	9	18	27	17	54	12	17	1	7	200

FG % 1st Half: 8-27 29.6% 2nd half: 10-22 45.5% Game: 18-49 36.7%  
3FG % 1st Half: 4-11 36.4% 2nd half: 2-6 33.3% Game: 6-17 35.3%  
FT % 1st Half: 3-4 75.0% 2nd half: 9-12 75.0% Game: 12-16 75.0%

Deadball Rebounds: 2

Illinois 65 • 17-12 (6-10)

#	Player	Total		3-Ptr		Rebounds			PF	TP	A	TO	Blk	Stl	Min
		FG-FGA	FT-FTA	FG-FGA	FT-FTA	Off	Def	Tot							
42	Griffey, Tyler	f	1-6	0-2	0-0	4	1	5	4	2	2	1	0	1	25
32	Egwu, Nnanna	c	1-1	0-0	0-0	0	1	1	2	2	0	0	0	0	4
01	Richardson, D.J.	g	4-12	2-8	2-2	0	0	0	2	12	0	3	0	0	37
02	Bertrand, Joseph	g	1-3	0-1	0-0	1	2	3	2	2	0	2	0	0	18
13	Abrams, Tracy	g	1-6	0-1	1-2	0	2	2	0	3	3	3	0	0	20
00	Maniscalco, Sam		2-2	1-1	0-0	0	4	4	0	5	4	1	0	0	22
03	Paul, Brandon		5-9	3-5	4-5	0	2	2	3	17	1	4	2	3	36
12	Leonard, Meyers		7-13	0-0	8-8	6	8	14	1	22	2	3	2	0	36
20	Henry, Myke		0-0	0-0	0-0	0	0	0	0	0	0	0	0	0	2
	Team					1	3	4							
	Totals		22-52	6-18	15-17	12	23	35	14	65	12	18	4	4	200

FG % 1st Half: 12-26 46.2% 2nd half: 10-26 38.5% Game: 22-52 42.3%  
3FG % 1st Half: 3-10 30.0% 2nd half: 3-8 37.5% Game: 6-18 33.3%  
FT % 1st Half: 7-7 100.0% 2nd half: 8-10 80.0% Game: 15-17 88.2%

Deadball Rebounds: 2, 1

Officials: Mike Eades, Ted Valentine, Bert Smith  
Technical fouls: Iowa-None. Illinois-None.  
Attendance: 16322

Score by periods	1st	2nd	Total
Iowa	23	31	54
Illinois	34	31	65

Last FG - IOWA 2nd-00:31, ILL 2nd-02:28.  
Largest lead - IOWA by 5 1st-18:56, ILL by 13 2nd-00:37.

Score tied - 0 times.  
Lead changed - 1 time.

## Game 30 - Iowa 62, Nebraska 53

Official Basketball Box Score -- Game Totals -- Final Statistics  
Iowa vs Nebraska  
02/29/12 8:05 p.m. at Devaney Center (Lincoln, Neb.)

Iowa 62 • 16-14, 8-9

#	Player	Total		3-Ptr		Rebounds			PF	TP	A	TO	Blk	Stl	Min
		FG-FGA	FT-FTA	FG-FGA	FT-FTA	Off	Def	Tot							
15	McCabe, Zach	f	2-2	0-0	0-0	2	3	5	3	4	2	1	0	0	20
30	White, Aaron	f	3-7	0-2	2-3	1	4	5	3	8	0	2	0	1	27
02	Oglesby, Josh	g	3-5	2-4	0-0	0	2	2	1	8	1	1	0	1	19
04	Marble, Roy Devyn	g	3-10	2-5	3-5	0	3	3	1	11	3	3	0	0	27
05	Gatens, Matt	g	4-11	3-8	5-7	1	4	5	0	16	2	1	0	0	40
01	Basabe, Melsahn		2-3	0-0	0-0	0	2	2	2	4	0	0	0	1	11
20	Brommer, Andrew		0-1	0-0	0-0	1	1	2	2	0	1	1	0	1	14
24	Cartwright, Bryce		5-10	1-1	0-1	1	3	4	2	11	5	4	0	0	34
25	May, Eric		0-0	0-0	0-0	0	2	2	1	0	1	0	0	0	8
	Team					2	2	4							
	Totals		22-49	8-20	10-16	8	26	34	15	62	15	14	0	4	200

FG % 1st Half: 9-24 37.5% 2nd half: 13-25 52.0% Game: 22-49 44.9%  
3FG % 1st Half: 1-7 14.3% 2nd half: 7-13 53.8% Game: 8-20 40.0%  
FT % 1st Half: 4-5 80.0% 2nd half: 6-11 54.5% Game: 10-16 62.5%

Deadball Rebounds: 3

Nebraska 53 • 12-16, 4-13

#	Player	Total		3-Ptr		Rebounds			PF	TP	A	TO	Blk	Stl	Min
		FG-FGA	FT-FTA	FG-FGA	FT-FTA	Off	Def	Tot							
13	Ubel, Brandon	f	7-7	0-0	3-4	2	5	7	2	17	2	0	1	0	33
00	McCray, Toney	g	2-9	0-5	2-2	2	3	5	3	6	2	2	0	1	32
03	Richardson, Brandon	g	0-3	0-3	2-2	1	2	3	2	6	3	0	2	0	36
23	Spencer, Bo	g	3-14	2-9	0-1	0	3	3	5	8	2	4	1	2	33
25	Walker, Caleb	g	5-10	1-3	4-4	2	1	3	1	15	1	1	0	2	30
14	Niemann, Christopher		0-0	0-0	0-0	0	2	2	1	0	0	0	0	0	3
24	Talley, Dylan		1-6	1-4	0-0	0	3	3	1	3	2	1	1	1	21
33	Fox, Mike		1-3	0-0	0-0	1	1	2	1	2	0	0	0	0	12
	Team					0	2	2							
	Totals		19-52	4-24	11-13	8	22	30	17	53	15	12	3	8	200

FG % 1st Half: 8-28 28.6% 2nd half: 11-24 45.8% Game: 19-52 36.5%  
3FG % 1st Half: 1-11 9.1% 2nd half: 3-13 23.1% Game: 4-24 16.7%  
FT % 1st Half: 2-3 66.7% 2nd half: 9-10 90.0% Game: 11-13 84.6%

Deadball Rebounds: 1

Officials: Jim Burr, Tim Clougherty, Mike Eades  
Technical fouls: Iowa-None. Nebraska-None.  
Attendance: 10772  
Actual Attendance: 8039

Score by periods	1st	2nd	Total
Iowa	23	39	62
Nebraska	19	34	53

Last FG - IOWA 2nd-02:16, NEB 2nd-00:15.  
Largest lead - IOWA by 14 2nd-10:16, NEB by 3 1st-15:45.

Score tied - 3 times.  
Lead changed - 5 times.

## Game 31 - Northwestern 70, Iowa 66

Official Basketball Box Score -- Game Totals -- Final Statistics  
Northwestern vs Iowa  
03/03/12 1:35 p.m. at Carver-Hawkeye Arena - Iowa City, IA

Northwestern 70 • 18-12, 8-10

#	Player	Total		3-Ptr		Rebounds			PF	TP	A	TO	Blk	Stl	Min
		FG-FGA	FT-FTA	FG-FGA	FT-FTA	Off	Def	Tot							
23	Crawford, Drew	f	5-15	2-7	6-7	6	1	7	2	18	0	3	0	5	38
01	Cobb, JerShon	f	6-11	1-4	0-1	0	0	0	1	13	3	1	0	1	29
24	Shurna, John	f	4-11	1-4	0-0	3	3	3	2	9	3	2	0	1	33
03	Sobolewski, Dave	g	1-5	0-0	7-7	1	1	2	3	9	2	3	0	0	35
11	Hearn, Reggie	g	4-8	0-1	1-2	1	5	6	5	9	1	0	0	2	25
04	Marcolullo, Alex		1-2	1-1	2-2	1	1	2	3	5	0	1	0	1	15
15	Fruendt, Nick		0-0	0-0	0-0	0	0	0	0	0	0	0	0	1	3
30	Curletti, Davide		3-5	0-0	1-2	4	0	4	1	7	2	0	0	0	22
	Team					1	2	3							
	Totals		24-57	5-17	17-23	14	13	27	17	70	11	10	0	11	200

FG % 1st Half: 14-33 42.4% 2nd half: 10-24 41.7% Game: 24-57 42.1%  
3FG % 1st Half: 3-11 27.3% 2nd half: 2-6 33.3% Game: 5-17 29.4%  
FT % 1st Half: 11-13 84.6% 2nd half: 6-10 60.0% Game: 17-23 73.9%

Deadball Rebounds: 1

Iowa 66 • 16-15, 8-10

#	Player	Total		3-Ptr		Rebounds			PF	TP	A	TO	Blk	Stl	Min
		FG-FGA	FT-FTA	FG-FGA	FT-FTA	Off	Def	Tot							
15	McCabe, Zach	f	1-4	0-1	4-6	1	5	6	5	6	1	3	1	0	22
30	White, Aaron	f	4-5	1-2	5-7	0	3	3	4	14	1	1	0	3	31
04	Marble, Roy Devyn	g	4-7	1-2	2-2	0	1	1	2	11	0	4	1	1	30
05	Gatens, Matt	g	6-12	2-7	3-3	0	4	4	3	17	3	0	0	1	38
24	Cartwright, Bryce	g	3-5	0-0	0-0	1	5	6	4	6	8	6	0	1	35
01	Basabe, Melsahn		2-2	0-0	1-2	2	0	2	1	5	0	1	1	0	13
02	Oglesby, Josh		1-4	1-4	2-2	0	4	4	1	5	3	2	0	0	23
20	Brommer, Andrew		1-1	0-0	0-0	1	0	1	0	2	0	1	0	0	5
25	May, Eric		0-0	0-0	0-0	0	0	0	0	0	0	0	0	0	3
32	Stubbs, Branden		0-0	0-0	0-0	0	0	0	0	0	0	0	0	0	0+
	Team					0	2	2							
	Totals		22-40	5-16	17-22	5	24	29	20	66	16	18	3	6	200

FG % 1st Half: 10-19 52.6% 2nd half: 12-21 57.1% Game: 22-40 55.0%  
3FG % 1st Half: 3-8 37.5% 2nd half: 2-8 25.0% Game: 5-16 31.3%  
FT % 1st Half: 12-17 70.6% 2nd half: 5-5 100.0% Game: 17-22 77.3%

Deadball Rebounds:

# Game 33 - #8 Michigan State 92, Iowa 75

Official Basketball Box Score -- Game Totals -- Final Statistics  
 Iowa vs Michigan State  
 3/9/12 12:01pm EST at Bankers Life Fieldhouse-Indianapolis, IN

## Iowa 75 • 17-16

#	Player	Total			3-Ptr			Rebounds			PF	TP	A	TO	Blk	Stl	Min
		FG-FGA	FG-FGA	FT-FTA	FG-FGA	FG-FGA	FT-FTA	Off	Def	Tot							
04	Marble, Roy Devyn *	5-10	1-2	2-3	0	4	4	0	13	3	1	0	0	29			
05	Gatens, Matt *	1-6	1-4	7-7	1	0	1	2	10	4	1	0	1	38			
15	McCabe, Zach *	4-9	3-4	2-2	1	5	6	3	13	1	0	1	1	29			
24	Cartwright, Bryce *	0-5	0-0	0-0	0	0	0	2	0	6	2	0	2	20			
30	White, Aaron *	2-6	0-3	3-8	1	2	3	4	7	0	2	2	1	19			
00	Olaseni, Gabriel	2-2	0-0	0-0	1	1	2	2	4	0	2	1	0	6			
01	Basabe, Melsahn	2-6	0-0	4-4	1	2	3	4	8	0	0	2	0	21			
02	Oglesby, Josh	7-9	5-7	1-2	0	2	2	1	20	1	0	0	1	26			
20	Brommer, Andrew	0-0	0-0	0-0	0	0	0	3	0	0	1	1	1	6			
25	May, Eric	0-0	0-0	0-0	0	0	0	0	0	0	0	0	0	6			
Team					2	1	3	1									
Totals		23-53	10-20	19-26	7	17	24	22	75	15	9	7	7	200			

FG % 1st Half: 12-26 46.2% 2nd half: 11-27 40.7% Game: 23-53 43.4% Deadball  
 3FG % 1st Half: 5-11 45.5% 2nd half: 5-9 55.6% Game: 10-20 50.0% Rebounds  
 FT % 1st Half: 10-15 66.7% 2nd half: 9-11 81.8% Game: 19-26 73.1% 4

## Michigan State 92 • 25-7

#	Player	Total			3-Ptr			Rebounds			PF	TP	A	TO	Blk	Stl	Min
		FG-FGA	FG-FGA	FT-FTA	FG-FGA	FG-FGA	FT-FTA	Off	Def	Tot							
05	Payne, Adreian *	7-8	0-0	2-3	3	4	7	3	16	0	1	1	0	20			
11	Appling, Keith *	3-3	1-1	5-6	0	3	3	0	12	6	2	0	0	31			
13	Thornton, Austin *	1-2	1-2	0-0	0	3	3	2	3	1	0	1	2	25			
23	Green, Draymond *	8-13	0-3	5-7	2	8	10	2	21	5	2	3	1	24			
30	Wood, Brandon *	4-7	2-4	0-0	1	1	2	4	10	1	1	1	0	29			
00	Byrd, Russell	2-5	1-3	3-3	1	0	1	2	8	0	1	1	0	10			
02	Gauna, Alex	0-0	0-0	0-0	0	0	0	0	0	0	1	0	0	3			
03	Kearney, Brandon	1-4	0-1	0-0	1	2	3	2	2	0	0	1	1	15			
14	Chapman, Dan	0-0	0-0	0-0	0	0	0	1	0	0	0	0	0	1			
15	Wetzel, Keenan	0-0	0-0	0-0	0	0	0	0	0	0	1	0	0	1			
20	Trice, Travis	3-6	3-4	0-0	0	2	2	2	9	3	0	0	1	24			
25	Nix, Derrick	3-7	0-0	3-6	1	3	4	2	9	1	1	0	0	14			
34	Sweeny, Joe	0-0	0-0	2-2	0	0	0	0	2	0	1	0	1	1			
40	Wollenman, Colby	0-0	0-0	0-0	0	0	0	0	0	0	0	0	0	1			
44	Ianni, Anthony	0-0	0-0	0-0	0	0	0	0	0	0	0	0	0	1			
Team					1	0	1			1							
Totals		32-55	8-18	20-27	10	26	36	20	92	17	12	8	6	200			

FG % 1st Half: 21-30 70.0% 2nd half: 11-25 44.0% Game: 32-55 58.2% Deadball  
 3FG % 1st Half: 6-11 54.5% 2nd half: 2-7 28.6% Game: 8-18 44.4% Rebounds  
 FT % 1st Half: 7-10 70.0% 2nd half: 13-17 76.5% Game: 20-27 74.1% 3

Officials: Ted Valentine, Lamont Simpson & Larry Scirotto  
 Technical fouls: Iowa-TEAM. Michigan State-None.  
 Attendance:

Score by periods	1st	2nd	Total
Iowa	39	36	75
Michigan State	55	37	92

	In	Off	2nd	Fast	Bench
Points	Paint	T/O	Chance	Break	
IOWA	20	14	13	3	32
MSU	44	15	16	10	30

Last FG - IOWA 2nd-01:00, MSU 2nd-01:48.  
 Largest lead - IOWA by 5 1st-17:42, MSU by 28 2nd-08:53.

Score tied - 4 times.  
 Lead changed - 7 times.

**IOWA HAWKEYE BASKETBALL**  
**Iowa Combined Team Statistics (as of Mar 04, 2012)**  
**Non-conference games**

Overall record: 8-5 Conf: 0-0 Home: 8-2 Away: 0-2 Neutral: 0-1

#	Player	gp-gs	Total		3-Point		F-Throw		Rebounds				PF			STL			pts	avg		
			min	avg	fg-fga	fg%	3fg-fga	3fg%	ft-fa	ft%	off	def	tot	avg	pf	dq	a	to			blk	stl
05	Gatens, Matt	13-13	417	32.1	59-126	.468	20-59	.339	44-49	.898	14	31	45	3.5	28	0	29	14	0	21	182	14.0
04	Marble, Roy Devyn	13-5	313	24.1	48-108	.444	3-12	.250	43-55	.782	14	28	42	3.2	23	0	48	12	5	22	142	10.9
01	Basabe, Melsahn	13-13	289	22.2	45-91	.495	0-0	.000	33-44	.750	24	54	78	6.0	24	0	4	18	11	8	123	9.5
30	White, Aaron	13-0	228	17.5	44-96	.458	5-20	.250	26-34	.765	26	36	62	4.8	22	1	8	17	4	12	119	9.2
02	Oglesby, Josh	13-0	241	18.5	34-76	.447	20-49	.408	11-17	.647	4	21	25	1.9	6	0	20	6	2	3	99	7.6
25	May, Eric	13-13	265	20.4	39-89	.438	11-29	.379	10-16	.625	12	25	37	2.8	24	0	24	15	5	13	99	7.6
15	McCabe, Zach	13-8	248	19.1	37-75	.493	7-16	.438	14-20	.700	27	34	61	4.7	38	2	12	16	0	14	95	7.3
24	Cartwright, Bryce	12-8	258	21.5	22-78	.282	2-11	.182	23-27	.852	3	18	21	1.8	11	0	49	23	0	12	69	5.8
20	Brommer, Andrew	10-0	134	13.4	12-17	.706	0-0	.000	7-19	.368	11	20	31	3.1	22	0	3	8	2	7	31	3.1
00	Olaseni, Gabriel	7-0	44	6.3	6-11	.545	0-0	.000	6-8	.750	7	6	13	1.9	3	0	3	2	3	0	18	2.6
35	Archie, Devon	8-5	79	9.9	8-12	.667	0-0	.000	2-4	.500	5	16	21	2.6	10	0	2	10	3	4	18	2.3
32	Stubbs, Branden	6-0	29	4.8	4-8	.500	2-3	.667	2-2	1.000	0	3	3	0.5	3	0	5	4	0	4	12	2.0
13	Denning, Kyle	4-0	9	2.3	1-2	.500	0-1	.000	2-2	1.000	0	1	1	0.3	0	0	0	1	0	0	4	1.0
14	McCarty, Stephen	5-0	15	3.0	1-4	.250	0-1	.000	0-0	.000	0	0	0	0.0	2	0	0	2	0	0	2	0.4
34	Stokes, Darius	6-0	22	3.7	1-3	.333	0-0	.000	0-0	.000	1	6	7	1.2	5	0	2	2	2	1	2	0.3
11	Rickert, Christopher	1-0	2	2.0	0-0	.000	0-0	.000	0-0	.000	0	0	0	0.0	0	0	0	0	0	0	0	0.0
03	Cox, Cody	3-0	7	2.3	0-0	.000	0-0	.000	0-0	.000	0	1	1	0.3	1	0	0	1	0	0	0	0.0
Team											12	20	32		3		2					
Total.....		13	2600		361-796	.454	70-201	.348	223-297	.751	160	320	480	36.9	225	3	209	153	37	121	1015	78.1
Opponents.....		13	2600		323-722	.447	92-244	.377	175-250	.700	125	323	448	34.5	251	6	182	216	35	53	913	70.2

TEAM STATISTICS	IOWA	OPP	Date	Opponent	Score	Att.
SCORING	1015	913	11/11/11	CHICAGO STATE	w 96-53	12897
Points per game	78.1	70.2	11/14/11	NORTH CAROLINA A&T	w 95-79	8891
Scoring margin	+7.8	-	11/17/11	NORTHERN ILLINOIS	w 88-55	9666
FIELD GOALS-ATT	361-796	323-722	# 11/20/11	vs Creighton	L 59-82	12746
Field goal pct	.454	.447	11/23/11	CAMPBELL	L 61-77	10501
3 POINT FG-ATT	70-201	92-244	11/26/11	IPFW	w 82-72	9904
3-point FG pct	.348	.377	^ 11/29/11	CLEMSON	L 55-71	10449
3-pt FG made per game	5.4	7.1	12/03/11	BROWN	w 75-54	10399
FREE THROWS-ATT	223-297	175-250	12/06/11	at Northern Iowa	L 60-80	6834
Free throw pct	.751	.700	12/09/11	at Iowa State	L 76-86	14356
F-Throws made per game	17.2	13.5	12/17/11	DRAKE	w 82-68	10479
REBOUNDS	480	448	12/19/11	CENTRAL ARKANSAS	w 105-64	9382
Rebounds per game	36.9	34.5	12/22/11	BOISE STATE	w 81-72	13122
Rebounding margin	+2.5	-				
ASSISTS	209	182				
Assists per game	16.1	14.0				
TURNOVERS	153	216				
Turnovers per game	11.8	16.6				
Turnover margin	+4.8	-				
Assist/turnover ratio	1.4	0.8				
STEALS	121	53				
Steals per game	9.3	4.1				
BLOCKS	37	35				
Blocks per game	2.8	2.7				
ATTENDANCE	105690	33936				
Home games-Avg/Game	10-10569	2-10595				
Neutral site-Avg/Game	-	1-12746				

# = Dale Howard Classic, Des Moines, Iowa  
^ = Big Ten/ACC Challenge  
\* = Conference game

Score by Periods	1st	2nd	Totals
Iowa	485	530	1015
Opponents	439	474	913

**IOWA HAWKEYE BASKETBALL**  
**Iowa Combined Team Statistics (as of Mar 03, 2012)**  
**Conference games**

<b>RECORD:</b>	<b>OVERALL</b>	<b>HOME</b>	<b>AWAY</b>	<b>NEUTRAL</b>
ALL GAMES	8-10	5-4	3-6	0-0
CONFERENCE	8-10	5-4	3-6	0-0
NON-CONFERENCE	0-0	0-0	0-0	0-0

##	Player	gp-gs	min	avg	Total		3-Point		F-Throw		Rebounds				pf	dq	a	to	blk	stl	pts	avg
					fg-fga	fg%	3fg-fga	3fg%	ft-fga	ft%	off	def	tot	avg								
05	Gatens, Matt	18-18	649	36.1	101-206	.490	49-102	.480	55-68	.809	19	54	73	4.1	29	0	28	19	5	25	306	17.0
30	White, Aaron	18-10	493	27.4	68-127	.535	9-27	.333	58-85	.682	35	71	106	5.9	39	1	19	30	17	14	203	11.3
04	Marble, Roy Devyn	18-18	595	33.1	70-172	.407	9-29	.310	53-78	.679	22	55	77	4.3	29	0	64	45	8	27	202	11.2
15	McCabe, Zach	18-18	404	22.4	45-93	.484	10-23	.435	32-41	.780	30	48	78	4.3	69	4	20	36	7	12	132	7.3
01	Basabe, Melsahn	18-8	342	19.0	45-85	.529	0-0	.000	27-51	.529	26	44	70	3.9	35	0	7	26	20	9	117	6.5
24	Cartwright, Bryce	16-5	378	23.6	39-94	.415	2-10	.200	21-31	.677	3	34	37	2.3	27	0	71	48	0	10	101	6.3
02	Oglesby, Josh	18-5	337	18.7	31-94	.330	17-59	.288	14-17	.824	4	22	26	1.4	18	0	18	9	0	3	93	5.2
25	May, Eric	16-8	200	12.5	17-50	.340	3-11	.273	5-8	.625	10	28	38	2.4	18	1	9	16	2	7	42	2.6
20	Brommer, Andrew	16-0	82	5.1	3-5	.600	0-0	.000	4-6	.667	6	5	11	0.7	17	0	2	6	1	3	10	0.6
35	Archie, Devon	10-0	56	5.6	3-6	.500	0-0	.000	0-1	.000	5	8	13	1.3	7	0	1	2	3	2	6	0.6
00	Olaseni, Gabriel	9-0	37	4.1	1-5	.200	0-0	.000	2-5	.400	1	6	7	0.8	7	0	0	5	4	4	4	0.4
34	Stokes, Darius	5-0	13	2.6	1-2	.500	0-0	.000	0-0	.000	1	1	2	0.4	1	0	0	0	0	0	2	0.4
32	Stubbs, Branden	6-0	10	1.7	1-1	1.000	0-0	.000	0-0	.000	0	0	0	0.0	0	0	1	2	0	0	2	0.3
14	McCarty, Stephen	3-0	4	1.3	0-1	.000	0-0	.000	0-0	.000	1	0	1	0.3	0	0	0	0	0	0	0	0.0
Team											26	27	53		2		2					
Total.....		18	3600		425-941	.452	99-261	.379	271-391	.693	189	403	592	32.9	298	6	240	246	67	116	1220	67.8
Opponents.....		18	3600		467-1029	.454	118-366	.322	236-321	.735	211	396	607	33.7	336	3	262	214	56	124	1288	71.6

<b>TEAM STATISTICS</b>	<b>IOWA</b>	<b>OPP</b>	<b>Date</b>	<b>Opponent</b>	<b>Score</b>	<b>Att.</b>
SCORING	1220	1288	* 12/28/11	PURDUE	L 76-79	13314
Points per game	67.8	71.6	* 12/31/11	at Wisconsin	w 72-65	17230
Scoring margin	-3.8	-	* 01/04/12	at Minnesota	w 64-62	12018
FIELD GOALS-ATT	425-941	467-1029	* 01/07/12	OHIO STATE	L 47-76	15400
Field goal pct	.452	.454	* 01/10/12	at Michigan State	L 61-95	14797
3 POINT FG-ATT	99-261	118-366	* 01/14/12	MICHIGAN	w 75-59	12366
3-point FG pct	.379	.322	* 01/17/12	at Purdue	L 68-75	14134
3-pt FG made per game	5.5	6.6	* 01/26/12	NEBRASKA	L 73-79	10538
FREE THROWS-ATT	271-391	236-321	* 01/29/12	at Indiana	L 89-103	17243
Free throw pct	.693	.735	* 02/01/12	MINNESOTA	w 63-59	11232
F-Throws made per game	15.1	13.1	* 02/04/12	PENN STATE	w 77-64	13510
REBOUNDS	592	607	* 02/09/12	at Northwestern	L 64-83	6013
Rebounds per game	32.9	33.7	* 2/16/12	at Penn State	L 64-69	6794
Rebounding margin	-0.8	-	* 02/19/12	INDIANA	w 78-66	13282
ASSISTS	240	262	* 02/23/12	WISCONSIN	w 67-66	14248
Assists per game	13.3	14.6	* 02/26/12	at Illinois	L 54-65	16322
TURNOVERS	246	214	* 02/29/12	at Nebraska	w 62-53	10772
Turnovers per game	13.7	11.9	* 03/03/12	NORTHWESTERN	L 66-70	15400
Turnover margin	-1.8	-				
Assist/turnover ratio	1.0	1.2				
STEALS	116	124				
Steals per game	6.4	6.9				
BLOCKS	67	56				
Blocks per game	3.7	3.1				
ATTENDANCE	119290	115323				
Home games-Avg/Game	9-13254	9-12814				
Neutral site-Avg/Game	-	0-0				

# = Dale Howard Classic, Des Moines, Iowa  
^ = Big Ten/ACC Challenge  
\* = Conference game

<b>Score by Periods</b>	<b>1st</b>	<b>2nd</b>	<b>Totals</b>
Iowa	562	658	1220
Opponents	598	690	1288

**IOWA HAWKEYE BASKETBALL**  
**Iowa Combined Team Statistics (as of Mar 12, 2012)**  
**Big Ten Tournament**

<b>RECORD:</b>	<b>OVERALL</b>	<b>HOME</b>	<b>AWAY</b>	<b>NEUTRAL</b>
ALL GAMES	1-1	0-0	0-0	1-1
CONFERENCE	0-0	0-0	0-0	0-0
NON-CONFERENCE	1-1	0-0	0-0	1-1

##	Player	gp-gs	min	avg	Total		3-Point		F-Throw		Rebounds				pf	dq	a	to	blk	stl	pts	avg
					fg-fga	fg%	3fg-fga	3fg%	ft-fa	ft%	off	def	tot	avg								
05	Gatens, Matt	2-2	74	37.0	8-18	.444	3-9	.333	11-11	1.000	1	3	4	2.0	4	0	5	3	0	2	30	15.0
02	Oglesby, Josh	2-0	43	21.5	10-17	.588	7-11	.636	1-2	.500	3	3	6	3.0	2	0	2	0	0	1	28	14.0
30	White, Aaron	2-2	47	23.5	7-15	.467	1-6	.167	5-12	.417	3	9	12	6.0	8	0	1	2	2	4	20	10.0
15	McCabe, Zach	2-2	54	27.0	5-17	.294	3-8	.375	5-6	.833	3	9	12	6.0	3	0	2	0	2	3	18	9.0
04	Marble, Roy Devyn	2-2	57	28.5	7-16	.438	2-4	.500	2-4	.500	2	5	7	3.5	0	0	6	2	0	2	18	9.0
01	Basabe, Melsahn	2-0	39	19.5	5-10	.500	0-0	.000	5-6	.833	3	4	7	3.5	6	0	0	1	3	0	15	7.5
00	Olaseni, Gabriel	1-0	6	6.0	2-2	1.000	0-0	.000	0-0	.000	1	1	2	2.0	2	0	0	2	1	0	4	4.0
24	Cartwright, Bryce	2-2	53	26.5	2-12	.167	0-1	.000	1-2	.500	1	2	3	1.5	3	0	13	4	1	3	5	2.5
20	Brommer, Andrew	2-0	15	7.5	0-1	.000	0-0	.000	1-2	.500	1	0	1	0.5	3	0	1	1	1	1	1	0.5
25	May, Eric	2-0	12	6.0	0-2	.000	0-0	.000	0-0	.000	1	0	1	0.5	0	0	0	0	0	0	0	0.0
Team											4	4	8		1							
Total.....		2	400		46-110	.418	16-39	.410	31-45	.689	23	40	63	31.5	32	0	30	15	10	16	139	69.5
Opponents.....		2	400		59-117	.504	15-44	.341	20-27	.741	21	50	71	35.5	33	1	35	24	13	10	153	76.5

<b>TEAM STATISTICS</b>	<b>IOWA</b>	<b>OPP</b>	<b>Date</b>	<b>Opponent</b>	<b>Score</b>	<b>Att.</b>
SCORING	139	153	% 03/08/12	vs Illinois	W 64-61	17936
Points per game	69.5	76.5	% 03/09/12	vs Michigan State	L 75-92	18484
Scoring margin	-7.0	-				
FIELD GOALS-ATT	46-110	59-117		# = Dale Howard Classic, Des Moines, Iowa		
Field goal pct	.418	.504		^ = Big Ten/ACC Challenge		
3 POINT FG-ATT	16-39	15-44		% = Big Ten Tournament, Indianapolis, Ind.		
3-point FG pct	.410	.341		* = Conference game		
3-pt FG made per game	8.0	7.5				
FREE THROWS-ATT	31-45	20-27				
Free throw pct	.689	.741				
F-Throws made per game	15.5	10.0				
REBOUNDS	63	71				
Rebounds per game	31.5	35.5				
Rebounding margin	-4.0	-				
ASSISTS	30	35				
Assists per game	15.0	17.5				
TURNOVERS	15	24				
Turnovers per game	7.5	12.0				
Turnover margin	+4.5	-				
Assist/turnover ratio	2.0	1.5				
STEALS	16	10				
Steals per game	8.0	5.0				
BLOCKS	10	13				
Blocks per game	5.0	6.5				
ATTENDANCE	0	36420				
Home games-Avg/Game	0-0	0-0				
Neutral site-Avg/Game	-	2-18210				

<b>Score by Periods</b>	<b>1st</b>	<b>2nd</b>	<b>Totals</b>
Iowa	66	73	139
Opponents	86	67	153



**IOWA HAWKEYE BASKETBALL**  
**Iowa Combined Team Statistics (as of Mar 04, 2012)**  
**Home games**

Overall record: 13-6 Conf: 5-4 Home: 13-6 Away: 0-0 Neutral: 0-0

#	Player	gp-gs	min	avg	Total		3-Point		F-Throw		Rebounds				pf	dq	a	to	blk	stl	pts	avg
					fg-fga	fg%	3fg-fga	3fg%	ft-fa	ft%	off	def	tot	avg								
05	Gatens, Matt	19-19	631	33.2	102-208	.490	42-101	.416	70-79	.886	22	42	64	3.4	32	0	41	16	1	28	316	16.6
04	Marble, Roy Devyn	19-12	509	26.8	69-167	.413	5-21	.238	61-81	.753	23	46	69	3.6	30	0	72	28	12	31	204	10.7
30	White, Aaron	19-5	423	22.3	66-132	.500	8-27	.296	51-69	.739	37	71	108	5.7	30	0	15	23	12	17	191	10.1
15	McCabe, Zach	19-15	385	20.3	59-112	.527	12-25	.480	29-38	.763	39	57	96	5.1	65	4	21	33	3	20	159	8.4
01	Basabe, Melsahn	19-14	399	21.0	56-109	.514	0-0	.000	44-61	.721	32	67	99	5.2	27	0	6	27	24	11	156	8.2
25	May, Eric	17-14	292	17.2	40-93	.430	13-29	.448	14-20	.700	16	37	53	3.1	24	0	25	17	5	17	107	6.3
24	Cartwright, Bryce	18-10	421	23.4	38-123	.309	1-16	.063	31-38	.816	4	39	43	2.4	22	0	82	40	0	19	108	6.0
02	Oglesby, Josh	19-2	364	19.2	35-97	.361	22-64	.344	20-25	.800	7	29	36	1.9	11	0	27	10	1	4	112	5.9
00	Olaseni, Gabriel	8-0	51	6.4	7-12	.583	0-0	.000	6-9	.667	6	7	13	1.6	7	0	3	5	3	1	20	2.5
20	Brommer, Andrew	15-0	142	9.5	12-17	.706	0-0	.000	9-23	.391	13	19	32	2.1	23	0	2	9	3	8	33	2.2
32	Stubbs, Branden	8-0	29	3.6	4-7	.571	2-3	.667	2-2	1.000	0	2	2	0.3	2	0	4	5	0	4	12	1.5
35	Archie, Devon	12-4	88	7.3	8-12	.667	0-0	.000	0-3	.000	7	17	24	2.0	10	0	3	11	6	4	16	1.3
13	Denning, Kyle	4-0	9	2.3	1-2	.500	0-1	.000	2-2	1.000	0	1	1	0.3	0	0	0	1	0	0	4	1.0
14	McCarty, Stephen	6-0	17	2.8	1-5	.200	0-1	.000	0-0	.000	1	0	1	0.2	2	0	0	2	0	0	2	0.3
34	Stokes, Darius	8-0	31	3.9	1-4	.250	0-0	.000	0-0	.000	1	7	8	1.0	6	0	2	2	1	1	2	0.3
03	Cox, Cody	3-0	7	2.3	0-0	.000	0-0	.000	0-0	.000	0	1	1	0.3	1	0	0	1	0	0	0	0.0
11	Rickert, Christopher	1-0	2	2.0	0-0	.000	0-0	.000	0-0	.000	0	0	0	0.0	0	0	0	0	0	0	0	0.0
Team											19	27	46		1		3					
Total.....		19	3800		499-1100	.454	105-288	.365	339-450	.753	227	469	696	36.6	293	4	303	233	71	165	1442	75.9
Opponents.....		19	3800		474-1083	.438	129-367	.351	206-305	.675	197	448	645	33.9	371	7	256	290	49	95	1283	67.5

TEAM STATISTICS	IOWA	OPP	Date	Opponent	Score	Att.
SCORING	1442	1283	11/11/11	CHICAGO STATE	w 96-53	12897
Points per game	75.9	67.5	11/14/11	NORTH CAROLINA A&T	w 95-79	8891
Scoring margin	+8.4	-	11/17/11	NORTHERN ILLINOIS	w 88-55	9666
FIELD GOALS-ATT	499-1100	474-1083	11/23/11	CAMPBELL	L 61-77	10501
Field goal pct	.454	.438	11/26/11	IPFW	w 82-72	9904
3 POINT FG-ATT	105-288	129-367	^ 11/29/11	CLEMSON	L 55-71	10449
3-point FG pct	.365	.351	12/03/11	BROWN	w 75-54	10399
3-pt FG made per game	5.5	6.8	12/17/11	DRAKE	w 82-68	10479
FREE THROWS-ATT	339-450	206-305	12/19/11	CENTRAL ARKANSAS	w 105-64	9382
Free throw pct	.753	.675	12/22/11	BOISE STATE	w 81-72	13122
F-Throws made per game	17.8	10.8	* 12/28/11	PURDUE	L 76-79	13314
REBOUNDS	696	645	* 01/07/12	OHIO STATE	L 47-76	15400
Rebounds per game	36.6	33.9	* 01/14/12	MICHIGAN	w 75-59	12366
Rebounding margin	+2.7	-	* 01/26/12	NEBRASKA	L 73-79	10538
ASSISTS	303	256	* 02/01/12	MINNESOTA	w 63-59	11232
Assists per game	15.9	13.5	* 02/04/12	PENN STATE	w 77-64	13510
TURNOVERS	233	290	* 02/19/12	INDIANA	w 78-66	13282
Turnovers per game	12.3	15.3	* 02/23/12	WISCONSIN	w 67-66	14248
Turnover margin	+3.0	-	* 03/03/12	NORTHWESTERN	L 66-70	15400
Assist/turnover ratio	1.3	0.9				
STEALS	165	95				
Steals per game	8.7	5.0				
BLOCKS	71	49				
Blocks per game	3.7	2.6				
ATTENDANCE	224980	0				
Home games-Avg/Game	19-11841	0-0				
Neutral site-Avg/Game	-	0-0				

# = Dale Howard Classic, Des Moines, Iowa

^ = Big Ten/ACC Challenge

\* = Conference game

Score by Periods	1st	2nd	Totals
Iowa	706	736	1442
Opponents	589	694	1283

**IOWA HAWKEYE BASKETBALL**  
**Iowa Combined Team Statistics (as of Mar 10, 2012)**  
**Away games**

<b>RECORD:</b>	<b>OVERALL</b>	<b>HOME</b>	<b>AWAY</b>	<b>NEUTRAL</b>
ALL GAMES	4-10	0-0	3-8	1-2
CONFERENCE	3-6	0-0	3-6	0-0
NON-CONFERENCE	1-4	0-0	0-2	1-2

##	Player	gp-gs	min	avg	Total		3-Point		F-Throw		Rebounds				pf	dq	a	to	blk	stl	pts	avg									
					fg-fga	fg%	3fg-fga	3fg%	ft-fa	ft%	off	def	tot	avg																	
05	Gatens, Matt	14-14	509	36.4	66-142	.465	30-69	.435	40-49	.816	12	46	58	4.1	29	0	21	20	4	20	202	14.4									
04	Marble, Roy Devyn	14-13	456	32.6	56-129	.434	9-24	.375	37-56	.661	15	42	57	4.1	22	0	46	31	1	20	158	11.3									
30	White, Aaron	14-7	345	24.6	53-106	.500	7-26	.269	38-62	.613	27	45	72	5.1	39	2	13	26	11	13	151	10.8									
02	Oglesby, Josh	14-3	257	18.4	40-90	.444	22-55	.400	6-11	.545	4	17	21	1.5	15	0	13	5	1	3	108	7.7									
01	Basabe, Melsahn	14-7	271	19.4	39-77	.506	0-0	.000	21-40	.525	21	35	56	4.0	38	0	5	18	10	6	99	7.1									
15	McCabe, Zach	14-13	321	22.9	28-73	.384	8-22	.364	22-29	.759	21	34	55	3.9	45	2	13	19	6	9	86	6.1									
24	Cartwright, Bryce	12-5	268	22.3	25-61	.410	3-6	.500	14-22	.636	3	15	18	1.5	19	0	51	35	1	6	67	5.6									
25	May, Eric	14-7	185	13.2	16-48	.333	1-11	.091	1-4	.250	7	16	23	1.6	18	1	8	14	2	3	34	2.4									
35	Archie, Devon	6-1	47	7.8	3-6	.500	0-0	.000	2-2	1.000	3	7	10	1.7	7	0	0	1	0	2	8	1.3									
20	Brommer, Andrew	13-0	89	6.8	3-6	.500	0-0	.000	3-4	.750	5	6	11	0.8	19	0	4	6	1	3	9	0.7									
34	Stokes, Darius	3-0	4	1.3	1-1	1.000	0-0	.000	0-0	.000	1	0	1	0.3	0	0	0	0	1	0	2	0.7									
00	Olaseni, Gabriel	9-0	36	4.0	2-6	.333	0-0	.000	2-4	.500	3	6	9	1.0	5	0	0	4	5	3	6	0.7									
32	Stubbs, Branden	4-0	10	2.5	1-2	.500	0-0	.000	0-0	.000	0	1	1	0.3	1	0	2	1	0	0	2	0.5									
14	McCarty, Stephen	2-0	2	1.0	0-0	.000	0-0	.000	0-0	.000	0	0	0	0.0	0	0	0	0	0	0	0	0.0									
Team											23	24	47		5		1														
Total.....		14	2800		333-747	.446	80-213	.376	186-283	.657	145	294	439	31.4	262	5	176	181	43	88	932	66.6									
Opponents.....		14	2800		375-785	.478	96-287	.334	225-293	.768	160	321	481	34.4	249	3	223	164	55	92	1071	76.5									

<b>TEAM STATISTICS</b>	<b>IOWA</b>	<b>OPP</b>	<b>Date</b>	<b>Opponent</b>	<b>Score</b>	<b>Att.</b>
SCORING	932	1071	# 11/20/11	vs Creighton	L 59-82	12746
Points per game	66.6	76.5	12/06/11	at Northern Iowa	L 60-80	6834
Scoring margin	-9.9	-	12/09/11	at Iowa State	L 76-86	14356
FIELD GOALS-ATT	333-747	375-785	* 12/31/11	at Wisconsin	w 72-65	17230
Field goal pct	.446	.478	* 01/04/12	at Minnesota	w 64-62	12018
3 POINT FG-ATT	80-213	96-287	* 01/10/12	at Michigan State	L 61-95	14797
3-point FG pct	.376	.334	* 01/17/12	at Purdue	L 68-75	14134
3-pt FG made per game	5.7	6.9	* 01/29/12	at Indiana	L 89-103	17243
FREE THROWS-ATT	186-283	225-293	* 02/09/12	at Northwestern	L 64-83	6013
Free throw pct	.657	.768	* 02/16/12	at Penn State	L 64-69	6794
F-Throws made per game	13.3	16.1	* 02/26/12	at Illinois	L 54-65	16322
REBOUNDS	439	481	* 02/29/12	at Nebraska	w 62-53	10772
Rebounds per game	31.4	34.4	% 03/08/12	vs Illinois	w 64-61	17936
Rebounding margin	-3.0	-	% 03/09/12	vs Michigan State	L 75-92	18484
ASSISTS	176	223				
Assists per game	12.6	15.9				
TURNOVERS	181	164				
Turnovers per game	12.9	11.7				
Turnover margin	-1.2	-				
Assist/turnover ratio	1.0	1.4				
STEALS	88	92				
Steals per game	6.3	6.6				
BLOCKS	43	55				
Blocks per game	3.1	3.9				
ATTENDANCE	0	185679				
Home games-Avg/Game	0-0	11-12410				
Neutral site-Avg/Game	-	3-16389				

# = Dale Howard Classic, Des Moines, Iowa  
^ = Big Ten/ACC Challenge  
% = Big Ten Tournament, Indianapolis, Ind.  
\* = Conference game

<b>Score by Periods</b>	<b>1st</b>	<b>2nd</b>	<b>Totals</b>
Iowa	407	525	932
Opponents	534	537	1071

**IOWA HAWKEYE BASKETBALL**  
**Iowa Combined Team Statistics (as of Mar 10, 2012)**  
**All games**

Overall record: 17-16 Conf: 8-10 Home: 13-6 Away: 3-8 Neutral: 1-2

#	Player	gp-gs	min	avg	Total		3-Point		F-Throw		Rebounds						pts	avg													
					fg-fga	fg%	3fg-fga	3fg%	ft-fa	ft%	off	def	tot	avg	pf	dq			a	to	blk	stl									
05	Gatens, Matt	33-33	1140	34.5	168-350	.480	72-170	.424	110-128	.859	34	88	122	3.7	61	0	62	36	5	48	518	15.7									
04	Marble, Roy Devyn	33-25	965	29.2	125-296	.422	14-45	.311	98-137	.715	38	88	126	3.8	52	0	118	59	13	51	362	11.0									
30	White, Aaron	33-12	768	23.3	119-238	.500	15-53	.283	89-131	.679	64	116	180	5.5	69	2	28	49	23	30	342	10.4									
01	Basabe, Melsahn	33-21	670	20.3	95-186	.511	0-0	.000	65-101	.644	53	102	155	4.7	65	0	11	45	34	17	255	7.7									
15	McCabe, Zach	33-28	706	21.4	87-185	.470	20-47	.426	51-67	.761	60	91	151	4.6	110	6	34	52	9	29	245	7.4									
02	Oglesby, Josh	33-5	621	18.8	75-187	.401	44-119	.370	26-36	.722	11	46	57	1.7	26	0	40	15	2	7	220	6.7									
24	Cartwright, Bryce	30-15	689	23.0	63-184	.342	4-22	.182	45-60	.750	7	54	61	2.0	41	0	133	75	1	25	175	5.8									
25	May, Eric	31-21	477	15.4	56-141	.397	14-40	.350	15-24	.625	23	53	76	2.5	42	1	33	31	7	20	141	4.5									
00	Olaseni, Gabriel	17-0	87	5.1	9-18	.500	0-0	.000	8-13	.615	9	13	22	1.3	12	0	3	9	8	4	26	1.5									
20	Brommer, Andrew	28-0	231	8.3	15-23	.652	0-0	.000	12-27	.444	18	25	43	1.5	42	0	6	15	4	11	42	1.5									
35	Archie, Devon	18-5	135	7.5	11-18	.611	0-0	.000	2-5	.400	10	24	34	1.9	17	0	3	12	6	6	24	1.3									
32	Stubbs, Branden	12-0	39	3.3	5-9	.556	2-3	.667	2-2	1.000	0	3	3	0.3	3	0	6	6	0	4	14	1.2									
13	Denning, Kyle	4-0	9	2.3	1-2	.500	0-1	.000	2-2	1.000	0	1	1	0.3	0	0	0	1	0	0	4	1.0									
34	Stokes, Darius	11-0	35	3.2	2-5	.400	0-0	.000	0-0	.000	2	7	9	0.8	6	0	2	2	2	1	4	0.4									
14	McCarty, Stephen	8-0	19	2.4	1-5	.200	0-1	.000	0-0	.000	1	0	1	0.1	2	0	0	2	0	0	2	0.3									
03	Cox, Cody	3-0	7	2.3	0-0	.000	0-0	.000	0-0	.000	0	1	1	0.3	1	0	0	1	0	0	0	0.0									
11	Rickert, Christopher	1-0	2	2.0	0-0	.000	0-0	.000	0-0	.000	0	0	0	0.0	0	0	0	0	0	0	0	0.0									
Team											42	51	93		6		4														
Total.....		33	6600		832-1847	.450	185-501	.369	525-733	.716	372	763	1135	34.4	555	9	479	414	114	253	2374	71.9									
Opponents.....		33	6600		849-1868	.454	225-654	.344	431-598	.721	357	769	1126	34.1	620	10	479	454	104	187	2354	71.3									

TEAM STATISTICS	IOWA	OPP	Date	Opponent	Score	Att.	
SCORING	2374	2354	11/11/11	CHICAGO STATE	w 96-53	12897	
Points per game	71.9	71.3	11/14/11	NORTH CAROLINA A&T	w 95-79	8891	
Scoring margin	+0.6	-	11/17/11	NORTHERN ILLINOIS	w 88-55	9666	
FIELD GOALS-ATT	832-1847	849-1868	# 11/20/11	vs Creighton	L 59-82	12746	
Field goal pct	.450	.454	11/23/11	CAMPBELL	L 61-77	10501	
3 POINT FG-ATT	185-501	225-654	11/26/11	IPFW	w 82-72	9904	
3-point FG pct	.369	.344	^ 11/29/11	CLEMSON	L 55-71	10449	
3-pt FG made per game	5.6	6.8	12/03/11	BROWN	w 75-54	10399	
FREE THROWS-ATT	525-733	431-598	12/06/11	at Northern Iowa	L 60-80	6834	
Free throw pct	.716	.721	12/09/11	at Iowa State	L 76-86	14356	
F-Throws made per game	15.9	13.1	12/17/11	DRAKE	w 82-68	10479	
REBOUNDS	1135	1126	12/19/11	CENTRAL ARKANSAS	w 105-64	9382	
Rebounds per game	34.4	34.1	12/22/11	BOISE STATE	w 81-72	13122	
Rebounding margin	+0.3	-	* 12/28/11	PURDUE	L 76-79	13314	
ASSISTS	479	479	* 12/31/11	at Wisconsin	w 72-65	17230	
Assists per game	14.5	14.5	* 01/04/12	at Minnesota	w 64-62	12018	
TURNOVERS	414	454	* 01/07/12	OHIO STATE	L 47-76	15400	
Turnovers per game	12.5	13.8	* 01/10/12	at Michigan State	L 61-95	14797	
Turnover margin	+1.2	-	* 01/14/12	MICHIGAN	w 75-59	12366	
Assist/turnover ratio	1.2	1.1	* 01/17/12	at Purdue	L 68-75	14134	
STEALS	253	187	* 01/26/12	NEBRASKA	L 73-79	10538	
Steals per game	7.7	5.7	* 01/29/12	at Indiana	L 89-103	17243	
BLOCKS	114	104	* 02/01/12	MINNESOTA	w 63-59	11232	
Blocks per game	3.5	3.2	* 02/04/12	PENN STATE	w 77-64	13510	
ATTENDANCE	224980	185679	* 02/09/12	at Northwestern	L 64-83	6013	
Home games-Avg/Game	19-11841	11-12410	* 02/16/12	at Penn State	L 64-69	6794	
Neutral site-Avg/Game	-	3-16389	* 02/19/12	INDIANA	w 78-66	13282	
			* 02/23/12	WISCONSIN	w 67-66	14248	
Score by Periods	1st	2nd	Totals				
Iowa	1113	1261	2374	* 02/26/12	at Illinois	L 54-65	16322
Opponents	1123	1231	2354	* 02/29/12	at Nebraska	w 62-53	10772
				* 03/03/12	NORTHWESTERN	L 66-70	15400
				% 03/08/12	vs Illinois	w 64-61	17936
				% 03/09/12	vs Michigan State	L 75-92	18484

# = Dale Howard Classic, Des Moines, Iowa  
^ = Big Ten/ACC Challenge  
% = Big Ten Tournament, Indianapolis, Ind.  
\* = Conference game

# Hawkeye Scorecard




**#0**  
**GABRIEL OLASENI**  
C, 6-10, 225, Fr.



**#1**  
**MELSAHN BASABE**  
F, 6-7, 225, So.



**#2**  
**JOSH OGLESBY**  
G, 6-5, 190, Fr.



**#3**  
**CODY COX**  
F, 6-4, 196, So.



**#4**  
**ROY DEVYN MARBLE**  
G/F, 6-6, 194, So.




**#5**  
**MATT GATENS**  
G, 6-5, 212, Sr.



**#11**  
**CHRIS RICKERT**  
F, 6-3, 180, Jr.



**#13**  
**KYLE DENNING**  
G, 6-2, 175, Fr.



**#14**  
**STEPHEN McCARTY**  
G, 6-0, 160, So.



**#15**  
**ZACH McCABE**  
F, 6-7, 232, So.



**#20**  
**ANDREW BROMMER**  
F, 6-9, 247, Sr.



**#24**  
**BRYCE CARTWRIGHT**  
G, 6-1, 188, Sr.



**#25**  
**ERIC MAY**  
G/F, 6-5, 217, Jr.



**#30**  
**AARON WHITE**  
F, 6-8, 225, Fr.



**#32**  
**BRANDEN STUBBS**  
G, 6-2, 175, So.



**#34**  
**DARIUS STOKES**  
F, 6-7, 203, Fr.-RS



**#35**  
**DEVON ARCHIE**  
F, 6-9, 222, Sr.



**FRAN MCCAFFERY**  
Head Coach

