

## 2013-14 IOWA HAWKEYE BASKETBALL GAME NOTES



**3 Final Fours**  
**8 Big Ten Championships**  
**2 Big Ten Tournament Titles**

**GAME 32 // NORTHWESTERN (13-18, 6-12) vs. RV/RV IOWA (20-11, 9-9)**  
**Thursday, March 13, 2014 • 8 p.m. (CT)**  
**Bankers Life Fieldhouse (18,345) • Indianapolis, Indiana**  
**Radio:** Hawkeye Radio Network; Sirius 91 and XM 91  
**Radio Talent:** Gary Dolphin (play-by-play) and Bob Hansen (analyst)  
**TV:** ESPN2 (WatchESPN)  
**Announcers:** Mike Tirico (play-by-play), Dan Dakich (analyst), and Allison Williams (sideline)  
**Live Stats / Audio:** [hawkeyesports.com](http://hawkeyesports.com)

### Iowa Athletic Communications

5300 Carver-Hawkeye Arena, Iowa City, IA 52242  
Phone: 319-335-9411 • Fax: 319-335-9417  
[hawkeyesports.com](http://hawkeyesports.com) • [hawkeyebasketball.com](http://hawkeyebasketball.com)

**MBB CONTACT: MATTHEW WEITZEL**

**office:** 319-335-6590 • **cell:** 319-430-8176  
**email:** [matthew-weitzel@hawkeyesports.com](mailto:matthew-weitzel@hawkeyesports.com)  
**Twitter:** @BigWeitz

### 2013-14 Schedule / Results 20-11 Overall, 9-9 Big Ten

Nov. 8	UNC Wilmington	W, 82-39
Nov. 10	Nebraska-Omaha	W, 83-75
Nov. 14	Maryland Eastern Shore	W, 109-63
Nov. 17	Abilene Christian	W, 103-41
Nov. 22	Penn	W, 86-55
Nov. 28	vs. Xavier #	W, 77-74 (OT)
Nov. 29	vs. UTEP #	W, 89-53
Nov. 30	vs. Villanova #	L, 83-88 (OT)
Dec. 3	Notre Dame %	W, 98-93
Dec. 7	vs. Drake *	W, 83-66
Dec. 9	Fairleigh Dickinson	W, 92-59
Dec. 13	at #16/17 Iowa State +	L, 82-85
Dec. 22	Arkansas-Pine Bluff	W, 86-61
Dec. 31	Nebraska	W, 67-57
Jan. 5	at #4/5 Wisconsin	L, 71-75
Jan. 9	Northwestern	W, 93-67
Jan. 12	at #3/3 Ohio State	W, 84-74
Jan. 19	Minnesota	W, 94-73
Jan. 22	at #21/25 Michigan	L, 67-75
Jan. 25	at Northwestern	W, 76-50
Jan. 28	#6/7 Michigan State	L, 69-71 (OT)
Feb. 1	at Illinois	W, 81-74
Feb. 4	RV/#25 Ohio State	L, 69-76
Feb. 8	#10/16 Michigan	W, 85-67
Feb. 15	at Penn State	W, 82-70
Feb. 22	#16/18 Wisconsin	L, 74-79
Feb. 25	at Minnesota	L, 89-95
Feb. 27	at Indiana	L, 86-93
March 2	Purdue	W, 83-76
March 6	at #22/22 Michigan State	L, 76-86
March 8	Illinois	L, 63-66
March 13	vs. Northwestern	8 p.m.
March 14	at Big Ten Tournament	TBD
March 15	at Big Ten Tournament	TBD
March 16	at Big Ten Tournament	TBD

*all times listed are central*

# -- Battle 4 Atlantis - Nassau, Bahamas

% -- Big Ten / ACC Challenge

+ -- Iowa Corn Cy-Hawk Series

\* -- Hy-Vee Big Four Classic - Des Moines, Iowa

### Pronunciation Guide

Kirk Speraw	SPEAR-awe
Melsahn Basabe	Bah-SAAB-ee
Mike Gesell	GAH-zelle
Peter Jok	JOCK
Josh Oglesby	Oh-gulls-BEE
Gabriel Olaseni	Oh-lah-SHANE-ee
Okey Okah	Oh-Kay Ooh-kuh
Jarrod Uthoff	YOU-toff



## IOWA HAWKEYES

**2013-14 Record:** 20-11  
**Big Ten Record:** 9-9  
**Head Coach:** Fran McCaffery  
**Career Record:** 325-238 (18th year)  
**Iowa Record:** 74-61 (4th year)

### STATISTICAL LEADERS

**Points:** Roy Devyn Marble (17.0)  
**Rebounds:** Aaron White (6.8)  
**Assists:** Mike Gesell (3.9)  
**Steals:** Roy Devyn Marble (1.8)  
**Blocks:** Gabriel Olaseni (1.35)

### GAME INFORMATION

**Date:** Thursday, March 13, 2014  
**Tip-off:** 8 p.m. (CT)  
**Location:** Indianapolis, Indiana  
**Arena:** Bankers Life Fieldhouse (18,345)  
**TV:** ESPN2 (WatchESPN)  
**Radio:** Sirius 91 & XM 91;  
**Hawkeye Radio Network**  
WMT-AM 600 (Cedar Rapids)  
WHO-AM 1040 (Des Moines)  
KXIC-AM 800 (Iowa City)

### SERIES

**Series:** Iowa leads, 113-57  
**at Neutral:** Iowa leads, 2-0  
**Last Meeting:** Jan. 25, 2014 (UI, 76-50)  
**McCaffery vs. Northwestern:** 5-4  
**Collins vs. Iowa:** 0-2

### MULTIMEDIA

**Audio / Live Stats:** [hawkeyesports.com](http://hawkeyesports.com)  
**Twitter Updates:** @IowaHoops



## NORTHWESTERN WILDCATS

**2013-14 Record:** 13-18  
**Big Ten:** 6-12  
**Head Coach:** Chris Collins  
**Career Record:** 13-18 (1st year)  
**NW Record:** 13-18 (1st year)

### STATISTICAL LEADERS

**Points:** Drew Crawford (15.5)  
**Rebounds:** Drew Crawford (6.6)  
**Assists:** Dave Sobolewski (2.4)  
**Steals:** Sanjay Lumpkin (1.2)  
**Blocks:** Alex Olah (1.8)

### Big Ten Tournament Storylines

- This marks the third year Iowa will be the sixth seed at the Big Ten Tournament (2001, 2013 and 2014). Iowa became the only team to win four games in four days to win the Big Ten Tournament in 2001. The Hawkeyes beat Northwestern last season in the first round as a sixth seed.
- Thursday will be the sixth meeting between Iowa and Northwestern the last two seasons (5-0).
- The Hawkeyes dominated the glass the previous two meetings against Northwestern this past January, owning a +18.5 rebounding margin.
- Iowa has won 20 games in consecutive seasons for the first time since 2004-05/2005-06.
- Roy Devyn Marble (first) and Aaron White (third) were all-conference honorees this season. Marble is Iowa's first all-conference first team honoree since Adam Haluska in 2007.
- Roy Devyn Marble is believed to be only the second Big Ten player (Gary Grant of Michigan) since 1985-86 with 1,650+ points, 375+ assists, 450+ rebounds, and 170+ steals.
- Aaron White is the only player in the country to shoot better than 55 percent from the field and 80 percent from the free throw line.
- Guard Josh Oglesby has averaged 10.2 points the last five games, including equaling a season-high 17 points against Wisconsin on Feb. 22.
- Senior Zach McCabe has played in 135 consecutive games -- a new school record.

### Iowa Projected Starting Lineup



**G • 10 • Mike Gesell**  
6-1 • 190 • So. • South Sioux City, NE

PTS	AST	FG%	FT%
8.3	3.9	.398	.676



**F • 30 • Aaron White**  
6-9 • 220 • Jr. • Strongsville, OH

PTS	REB	FG%	FT%
13.3	6.8	.588	.806



**G • 4 • Roy Devyn Marble**  
6-6 • 200 • Sr. • Southfield, MI

PTS	REB	FG%	FT%
17.0	3.4	.427	.700



**F • 1 • Melsahn Basabe**  
6-7 • 220 • Sr. • Glen Cove, NY

PTS	REB	FG%	FT%
7.7	5.7	.575	.682



**C • 34 • Adam Woodbury**  
7-1 • 240 • So. • Sioux City, IA

PTS	REB	FG%	FT%
5.6	3.9	.500	.710



## Inside The Numbers

	IOWA	NW
Scoring Average	82.6	59.5
Scoring Defense	70.2	63.3
Scoring Margin	+12.5	-3.7
FG%	.469	.392
FG% Defense	.411	.413
FT%	.729	.697
3-PT FG%	.358	.299
3-PT FG% Defense	.314	.315
Rebound Margin	+7.4	-4.1
Assists Per Game	16.3	10.9
Turnovers Per Game	11.5	10.8
Steals Per Game	7.3	4.4
Blocks Per Game	5.1	3.7

## Miscellaneous Statistics

Double-Figure Scoring Games...					
Player	10-11	11-12	12-13	13-14	Career
Roy Devyn Marble	5	23	28	26	82
Aaron White	---	18	26	22	66
Melsahn Basabe	17	14	9	9	49
Zach McCabe	4	10	6	8	28
Mike Gesell	---	---	14	14	28
Josh Oglesby	---	6	6	5	17
Jarrod Uthoff	---	---	---	10	10
Gabriel Olaseni	---	---	1	9	10
Adam Woodbury	---	---	6	3	9
Peter Jok	---	---	---	6	6
Anthony Clemmons	---	---	4	1	5

20-Point Scoring Games...					
Player	10-11	11-12	12-13	13-14	Career
Roy Devyn Marble	---	2	11	12	25
Aaron White	---	2	4	4	10
Melsahn Basabe	5	---	---	---	5
Zach McCabe	---	3	---	---	3
Josh Oglesby	---	2	---	---	2
Mike Gesell	---	---	1	---	1

Double-Figure Rebounding Games...					
Player	10-11	11-12	12-13	13-14	Career
Melsahn Basabe	8	3	5	4	20
Aaron White	---	4	4	5	13
Gabriel Olaseni	---	---	1	4	5
Jarrod Uthoff	---	---	---	2	2
Zach McCabe	---	1	---	---	1
Adam Woodbury	---	---	---	1	1

Double-Doubles...					
Player	10-11	11-12	12-13	13-14	Career
Melsahn Basabe	6	3	3	3	15
Aaron White	---	4	4	5	13
Gabriel Olaseni	---	---	---	4	4
Jarrod Uthoff	---	---	---	2	2
Roy Devyn Marble	---	---	---	1	1

4+ Three-Pointer Games...					
Player	10-11	11-12	12-13	13-14	Career
Josh Oglesby	---	3	2	3	8
Roy Devyn Marble	---	1	2	4	7
Zach McCabe	1	---	1	1	3
Mike Gesell	---	---	1	1	2

5+ Assists Games...					
Player	10-11	11-12	12-13	13-14	Career
Roy Devyn Marble	---	11	7	11	29
Mike Gesell	---	---	5	13	18
Anthony Clemmons	---	---	9	2	11
Aaron White	---	---	---	2	2

3+ Steals Games...					
Player	10-11	11-12	12-13	13-14	Career
Roy Devyn Marble	---	7	5	10	22
Aaron White	---	2	4	3	9
Mike Gesell	---	---	4	2	6
Anthony Clemmons	---	---	4	---	4
Zach McCabe	1	2	---	1	4
Melsahn Basabe	---	---	---	1	1
Josh Oglesby	---	---	---	1	1
Adam Woodbury	---	---	---	1	1

3+ Blocks Games...					
Player	10-11	11-12	12-13	13-14	Career
Melsahn Basabe	4	3	6	2	15
Gabriel Olaseni	---	1	4	7	12
Adam Woodbury	---	---	3	---	3
Aaron White	---	2	1	---	3
Jarrod Uthoff	---	---	---	3	3
Roy Devyn Marble	---	---	1	---	1

## 2013-14 Margin of Victory/Defeat

Points	1	2	3	4	5	6	7	8	9	10+	15+	20+
Wins	0	0	1	0	1	0	2	1	0	3	2	10
Losses	0	1	2	1	2	1	2	1	0	1	0	0

## THE SETTING

Iowa (20-11, 9-9) earned the No. 6 seed at this week's Big Ten men's basketball tournament and will square-off against 11th-seeded Northwestern (13-18, 6-12) Thursday in the first round (ESPN2). Tipoff is scheduled for approximately 8 p.m. (CT) at Bankers Life Fieldhouse in Indianapolis. The winner will face No. 3 seed Michigan State at approximately 8 p.m. (CT) on Friday (BTN). The tournament is sold out.

## ON THE AIR

**Radio:** Iowa games are broadcast on the Hawkeye Radio Network. Gary Dolphin handles the play-by-play, along with color commentator Bob Hansen. The network includes more than 40 stations that blanket the state of Iowa and include portions of Illinois, Nebraska, Minnesota, Missouri and Wisconsin. The Hawkeye Radio Network coverage includes a 60-minute pregame show.

**TV:** Thursday night's game will be televised nationally on ESPN2 (WatchESPN). Mike Tirico, Dan Dakich and Allison Williams will call the action.

## MARBLE, WHITE EARN ALL-BIG TEN RECOGNITION

Roy Devyn Marble was named to the All-Big Ten first team by the coaches and media voting panel, while Aaron White was recognized on the third team. Marble becomes the first Hawkeye since Adam Haluska in 2007 to be named to the first team.

## HAWKEYES FALL TO ILLINOIS IN REGULAR SEASON FINALE

- Illinois' Jon Ekey made a 3-pointer with 0.5 seconds remaining to lift Illinois to a 66-63 win at Iowa in the regular season finale last weekend.
- Three Hawkeyes scored in double figures in defeat: Aaron White (12), Mike Gesell (11) and Adam Woodbury (11). The 11 points scored by Woodbury are a season high.
- Shooting stats were almost identical between Iowa and Illinois, with the 3-pointer with 0.5 seconds left proving to be the difference. Illinois shot 25-of-54 from the field, including 7-of-19 from 3-point territory, and 9-of-12 from the free throw line. Iowa was 24-of-54 from the field, including 6-of-17 from 3-point range, and 9-of-14 from the foul line.
- Iowa forced 13 Illini turnovers, scoring on almost every Illinois miscue -- 23 points.
- Six different Hawkeyes made a 3-pointer: Aaron White, Josh Oglesby, Zach McCabe, Roy Devyn Marble, Mike Gesell, and Peter Jok.
- Saturday was the final home contest for Hawkeyes Roy Devyn Marble, Zach McCabe, Melsahn Basabe and Darius Stokes.
- Illinois opened the game on a 20-6 run the first 6:11 of the contest, before the Hawkeyes closed the half on a 28-9 run to lead 34-29 at halftime.

## 2013-14 Iowa Hawkeye Roster

No.	Name	Pos.	Ht.	Wt.	Yr.	Hometown (High School/College)
0	Gabriel Olaseni	C	6-10	225	Jr.	London, England (Sunrise Christian Academy - Kan.)
1	Melsahn Basabe	F	6-7	220	Sr.	Glen Cove, N.Y. (St. Mark's)
2	Josh Oglesby	G	6-5	208	Jr.	Cedar Rapids, Iowa (Washington)
3	Peter Jok	G	6-6	200	Fr.	West Des Moines, Iowa (Valley)
4	Roy Devyn Marble	G	6-6	200	Sr.	Southfield, Mich. (Lathrup)
5	Anthony Clemmons	G	6-1	195	So.	Lansing, Mich. (Sexton)
10	Mike Gesell	G	6-1	190	So.	South Sioux City, Neb. (South Sioux City)
13	Kyle Denning	G	6-2	160	Jr.	Cedar Falls, Iowa (Northern University HS)
15	Zach McCabe	F	6-7	235	Sr.	Sioux City, Iowa (Bishop Heelan)
20	Jarrod Uthoff	F	6-8	208	So.	Cedar Rapids, Iowa (Jefferson)
23	Okey Ukah	F	6-6	210	Jr.	Iowa City, Iowa (West/Kirkwood CC)
30	Aaron White	F	6-9	220	Jr.	Strongsville, Ohio (Strongsville)
34	Adam Woodbury	C	7-1	240	So.	Sioux City, Iowa (East)
35	Darius Stokes	F	6-7	203	Jr.	Cedar Rapids, Iowa (Linn-Mar)
42	Kyle Meyer	F	6-10	225	Fr.-RS	Alpharetta, Ga. (Northview)

Head Coach: Fran McCaffery

Assistant Coaches: Kirk Speraw, Sherman Dillard, Andrew Francis

## Head Coach Fran McCaffery

Fran McCaffery is in his fourth season as the head basketball coach at the University of Iowa and his 18th year overall as a college head coach. McCaffery spent five seasons (2005-10) as the head coach at Siena, six years at UNC-Greensboro (1999-2005) and three seasons at Lehigh (1985-88) before joining the Hawkeyes.



McCaffery has three decades of Division I coaching experience. He is about to complete his 32nd season as a collegiate coach in 2014, which includes 18 years as a head coach and 14 as an assistant. McCaffery is looking to become the 10th college coach to lead four different teams to the NCAA Tournament.

McCaffery, 54, holds a career mark of 325-238 (.577) and guided his teams to eight postseason appearances (five NCAA, three NIT). He is 74-61 (.548) at Iowa.

Since taking over the Iowa program in 2010, the Hawkeyes have increased their win total by 15 games. McCaffery coached Iowa to 25 victories in 2013, equaling the second-most win total in program history. McCaffery has guided the Black and Gold to back-to-back NIT appearances, including a runner-up finish in 2013.

McCaffery has posted upper division finishes in each of the past two seasons at Iowa and 14-of-18 seasons as a head coach. He has posted 20 wins or more six of the last eight seasons, including the last two at Iowa (2013 and 2014).

McCaffery and the Hawkeyes have made Carver-Hawkeye Arena one of the most feared arenas to play nationally. Fans have embraced McCaffery and his team's style of play with attendance increasing by 30 percent since 2010. The Hawkeyes won a school-record 18 home games a year ago.

McCaffery's five years at Siena were the best in its 70-year history. He led the Saints on an incredible run that ended with three straight Metro Atlantic Athletic Conference championships and NCAA Tournament appearances. In so doing, Siena became the only program in the country to win its regular season and postseason title 2008-10.

McCaffery's Saints owned a 112-51 (.687) record in his five years with the program. He guided the Saints to four consecutive 20-win seasons.

The 2009 MAAC Coach of the Year and 2010 District I Coach of the Year is the third winningest coach, by percentage, in league history (.682, .756). He is the only coach to guide a MAAC program to two NCAA Tournament wins. McCaffery led his 2008 and 2009 teams to first round NCAA Tournament victories over Vanderbilt and Ohio State, respectively.

In his final two seasons at Siena, he coached the Saints to back-to-back 27-win campaigns and boasted a combined 39-3 (.929) record against MAAC opponents, which included MAAC Tournament contests.

McCaffery began his coaching career as an assistant at Penn (1982-83) and Lehigh (1983-85). After three seasons as head coach at Lehigh, he spent 11 seasons as an assistant at Notre Dame (1988-99).

McCaffery played basketball at Wake Forest his freshman year (1977-78) and then concluded his collegiate playing career at Penn his final three seasons (1979-82).

He earned his B.S. degree in Economics from The Wharton School (Penn) in 1982. McCaffery also earned a Master of Education from Lehigh in 1985.

### COACHING HONORS

NABC District I Coach of the Year, 2009-10

MAAC Coach of the Year, 2008-09

### HEAD COACHING EXPERIENCE

Lehigh (1985-88): .....49-39 (.557); 8-6 (.571) League  
UNC-Greensboro (1999-05).....90-87 (.508); 49-47 (.510) League  
Siena (2005-10) .....112-51 (.687); 68-22 (.756) League  
Iowa (2010-present): .....74-61 (.548); 30-42 (.417) League

## McCaffery File

**Born:** May 23, 1959  
**Hometown:** Philadelphia, Pa.  
**High School:** LaSalle, 1977  
**College:** B.S. in Economics, The Wharton School (Penn), 1982  
Master of Education, Lehigh, 1985  
**Family:** Wife, Margaret  
Sons, Connor, Patrick and Jonathan Francis  
Daughter, Marit Katherine  
Brother, Jack (sportswriter in Philadelphia area)

### Coaching Honors

MAAC Coach of the Year, 2009

NABC District I Coach of the Year, 2009-10

### Coaching History (30 years)

1982-83 Assistant Coach, Penn  
1983-85 Assistant Coach, Lehigh  
1985-88 Head Coach, Lehigh  
1988-99 Assistant Coach, Notre Dame  
1999-05 Head Coach, UNC-Greensboro  
2005-10 Head Coach, Siena  
2010-present Head Coach, University of Iowa

### Coaching Chart

Overall (17 seasons): 325-238 (.577)

At Iowa (four seasons): 74-61 (.548)

At Siena (five seasons): 112-51 (.688)

At UNCG (six seasons): 90-87 (.508)

At Lehigh (three seasons): 49-40 (.551)

NCAA Tournament (five appearances\*): 2-5

NIT (three appearances): 5-3

*\*McCaffery is the first coach to bring three different programs from one-bid leagues to the NCAA Tournament (conferences that sent just one team the year his program advanced).*

### McCaffery in Postseason Play

1988 NCAA Tournament - - Lehigh  
1989 NCAA Tournament - - Notre Dame  
1990 NCAA Tournament - - Notre Dame  
1992 NIT - - Notre Dame  
1997 NIT - - Notre Dame  
2001 NCAA Tournament - - UNC-Greensboro  
2002 NIT - - UNC-Greensboro  
2008 NCAA Tournament - - Siena  
2009 NCAA Tournament - - Siena  
2010 NCAA Tournament - - Siena  
2012 NIT - - Iowa  
2013 NIT -- Iowa

### Playing Experience

Wake Forest, 1977-78

Penn, 1979-82

## 2013-14 Big Ten Standings/Schedule

Team	Big Ten	Pct.	Overall	Pct.
Michigan	15-3	.833	23-7	.767
Wisconsin	12-6	.667	25-6	.806
Michigan St	12-6	.667	23-8	.742
Nebraska	11-7	.611	19-11	.633
Ohio State	10-8	.556	23-8	.742
<b>IOWA</b>	<b>9-9</b>	<b>.500</b>	<b>20-11</b>	<b>.645</b>
Indiana	7-11	.389	17-14	.548
Illinois	7-11	.389	18-13	.581
Minnesota	8-10	.444	19-12	.613
Penn State	6-12	.333	15-16	.484
Northwestern	6-12	.333	13-18	.419
Purdue	5-13	.278	15-16	.484

### Thursday, March 14

#8 Indiana vs. #9 Illinois 11 a.m. (BTN)

#5 Ohio State vs. #12 Purdue, 1:30 p.m. (BTN)

#7 Minnesota vs. #10 Penn State, 5:30 p.m. (ESPN2)

#6 Iowa vs. #11 Northwestern, 8 p.m. (ESPN2)

### Friday, March 15

#1 Michigan vs. #8 Indiana/#9 Illinois, 11 a.m. (ESPN/2)

#4 Nebraska vs. #5 Ohio St/#12 Purdue, (ESPN/2)

#2 Wisconsin vs. #7 Minnesota/#10 PSU, 5:30 p.m. (BTN)

#3 Mich St vs. #6 Iowa/#11 Northwestern, 8 p.m. (BTN)

All times are Central

## National Rankings

### Coaches Poll

March 10

1.	Florida.....	793
2.	Wichita St.....	775
3.	Villanova.....	721
4.	Arizona.....	678
5.	Louisville.....	654
6.	Duke.....	591
7.	San Diego St.....	584
8.	Virginia.....	581
9.	Michigan.....	536
10.	Kansas.....	509
11.	Syracuse.....	497
12.	Cincinnati.....	447
13.	Wisconsin.....	440
14.	Creighton.....	384
15.	North Carolina ...	350
16.	Iowa State.....	269
17.	Saint Louis.....	252
18.	Oklahoma.....	221
19.	Memphis.....	195
20.	New Mexico.....	177
21.	Connecticut.....	152
22.	Michigan State...	129
23.	SMU.....	94
24.	Ohio State.....	84
25.	VCU.....	71

RV: Iowa (10)

### Associated Press Poll

March 10

1.	Florida.....	1,610
2.	Wichita St.....	1,574
3.	Villanova.....	1,454
4.	Arizona.....	1,435
5.	Louisville.....	1,237
6.	Virginia.....	1,186
7.	Duke.....	1,185
8.	Michigan.....	1,143
8.	San Diego St....	1,143
10.	Kansas.....	1,087
11.	Syracuse.....	1,055
12.	Wisconsin.....	973
13.	Cincinnati.....	922
14.	Creighton.....	752
15.	North Carolina ...	709
16.	Iowa State.....	572
17.	Oklahoma.....	472
18.	Saint Louis.....	433
19.	Memphis.....	367
20.	New Mexico.....	344
21.	Connecticut.....	330
22.	Michigan State...	318
23.	VCU.....	205
24.	Ohio State.....	165
25.	SMU.....	152

RV: Iowa (4)

## 2013-14 Captains

Iowa captains are seniors Zach McCabe and Roy Devyn Marble.

## IOWA IN THE BIG TEN TOURNAMENT

Iowa has posted a 15-14 record in Big Ten Tournament games. The Hawkeyes earned tournament titles in 2001 and 2006 and lost in the title game in 2002. Only Ohio State (22-9), Illinois (24-14), Michigan State (19-13) and Wisconsin (17-14) have more wins and a higher winning percentage than the Hawkeyes. Ohio State has won four tournament titles, Michigan State three, while Illinois, Iowa, Wisconsin and Michigan State have two tournament titles (Ohio State was forced to vacate its 2002 title).

Iowa has played ten different teams in the event, having met each team except Nebraska at least once. Iowa is the only team to claim the tournament title by winning four games in four days, that taking place in 2001 (was also a No. 6 seed).

Iowa has been eliminated by the tournament champion in four of the 14 tournaments it did not win, including Michigan in the 1998 quarterfinals, Michigan State in the 2000 quarterfinals and 2012 quarterfinals, and Ohio State in the 2002 title game.

The Hawkeyes, a sixth seed, beat Northwestern (73-59) in the first round of the tournament a year ago, before falling to Michigan State in the quarterfinals (59-56).

Following is Iowa's record vs. each team:

Illinois.....	1-0	Northwestern.....	2-0
Indiana.....	2-0	Ohio State.....	2-2
Michigan.....	0-5	Penn State.....	1-0
Michigan State.....	2-4	Purdue.....	2-1
Minnesota.....	2-0	Wisconsin.....	1-2

## IOWA BY SEEDING

This marks the third time in tournament history that Iowa has been the sixth seed. Iowa has never been the top seed, third seed or 11th seed. Iowa was a No. 6 seed in 2001, beating 11th-seed Northwestern (72-55); No. 3 seed Ohio State (75-66); seventh-seeded Penn State (94-74); and No. 4 seed Indiana (63-61). In 2013 as a sixth seed, Iowa beat 11th-seeded Northwestern (73-59); but fell to No. 3-seed Michigan State (59-56).

The Hawkeyes are 2-0 in first round contests as a six seed. Following is Iowa's record in the event, by seeding:

Seed.....	Record	Seed.....	Record
#2.....	3-0	#7.....	3-2
#4.....	0-2	#8.....	1-2
#5.....	0-2	#9.....	3-3
#6.....	5-1	#10.....	0-2

## SIX SEED HISTORY AT BIG TEN TOURNAMENT

Teams seeded sixth at previous Big Ten Tournaments are 15-1 against No. 11 seeds in the first round; the lone loss was in 1999. Overall sixth-seeds are 27-15 at the tournament. Sixth-seeds have advanced to the semifinals seven times (2000, 2001, 2003, 2007, 2008, 2010, and 2011). Not only that, but three times has a six seed advanced to the championship, including two of the last four years.

## ALL-TIME SERIES

Iowa holds a 113-57 advantage over Northwestern in the series. After losing five straight to the Wildcats between 2010-12, the Hawkeyes have since won the last five, dating back to their three victories last season. Iowa beat Northwestern twice in January this season -- 93-67 in Iowa City (Jan. 9) and 76-50 in Evanston (Jan. 25).

The current five-game win streak for Iowa is its longest over Northwestern since a nine-game streak between 1995-2000.

Iowa holds a 2-0 advantage over Northwestern on a neutral court. The Hawkeyes beat the Wildcats 72-55 in 2001 and 73-59 in 2013; both games played at the United Center in the first round of Big Ten tournaments.

### Iowa Career Games Played

1.	135	Zach McCabe	2010-p
2.	134	Melsahn Basabe	2010-p
	134	Roy Devyn Marble	2010-p
	134	Roy Marble	1986-89

### Iowa Career FG Attempts

1.	1,459	Roy Marble	1986-89
2.	1,329	Roy Devyn Marble	2010-p

### Iowa Career 3-Point FG Makes

7.	161	Dean Oliver	1998-01
8.	139	Luke Recker	2001-02
9.	138	Justin Johnson	2007-08
10.	136	B.J. Armstrong	1986-89
--	133	Roy Devyn Marble	2010-p

### Iowa Career 3-Point FG Attempts

4.	582	Adam Haluska	2005-07
5.	544	Brody Boyd	2001-04
6.	472	Kent McCausland	1996-99
7.	465	Dean Oliver	1998-01
8.	385	Roy Devyn Marble	2010-p

### Iowa Career FT Makes

2.	493	Acie Earl	1990-93
3.	468	Dean Oliver	1998-01
4.	462	Don Nelson	1960-62
5.	431	Ronnie Lester	1977-80
6.	423	Roy Devyn Marble	2010-p
7.	418	Aaron White	2011-p

### Iowa Career FT Attempts

1.	725	Acie Earl	1990-93
2.	707	Roy Marble	1986-89
3.	687	Don Nelson	1960-62
4.	648	Reggie Evenas	2001-02
5.	621	Dean Oliver	1998-01
6.	586	Roy Devyn Marble	2010-p
7.	556	Aaron White	2011-p

### Iowa Career Assists

3.	561	Dean Oliver	1998-01
4.	517	B.J. Armstrong	1986-89
5.	480	Ronnie Lester	1977-80
6.	385	Roy Devyn Marble	2010-p

### Iowa Career Steals

2.	205	Dean Oliver	1998-01
3.	200	Kenyon Murray	1993-96
4.	183	Roy Marble	1986-89
5.	182	Steve Carfino	1981-84
6.	178	B.J. Armstrong	1986-89
7.	173	Roy Devyn Marble	2010-p

### Iowa Career Scoring

1.	2,116	Roy Marble	1986-89
2.	1,779	Acie Earl	1990-93
3.	1,768	Greg Stokes	1982-85
4.	1,705	B.J. Armstrong	1986-89
5.	1,675	Ronnie Lester	1977-80
6.	1,662	Roy Devyn Marble	2010-p
18.	1,289	Aaron White	2011-p
33.	1,118	Melsahn Basabe	2010-p

### SCOUTING NORTHWESTERN

- Northwestern tied Penn State for 10th place in the Big Ten standings with 6-12 league records, but lost the tiebreaker to the Nittany Lions.
- Northwestern snapped a seven-game losing skid with a 74-65 victory over Purdue in the regular season finale on March 9 in West Lafayette, Ind.
- During Northwestern's seven-game losing streak, four of the seven defeats came by seven points or less.
- The Wildcats won their conference finale at Purdue, 74-65. Drew Crawford poured in a game-high 27 points, 13 at the free throw line. Northwestern's starters scored 65 of its 74 points; reserves Kale Abrahamson (7) and Nikola Cerina (2) accounted for the only bench points for the Wildcats. Abrahamson, a West Des Moines, Iowa native, played on the same AAU team (All-Iowa Attack) as Iowa's Adam Woodbury and Mike Gesell.
- Northwestern ranks third in the Big Ten in scoring defense (63.3) and fourth in the league in 3-point field goal defense (.315).
- The Wildcats are led by senior Drew Crawford, who ranks 10th in Big Ten scoring (15.5) and seventh in rebounding (6.6). Crawford has posted five double-doubles this season -- tying three others, including Iowa's Aaron White, for fifth-most in the league.
- Sophomore center Alex Olah ranks ninth in the conference in field goal percentage (.505) and fourth in rejections (1.8).
- The Wildcats were outrebounded by an average of 7.1 rebounds during conference play. Iowa owned a +5.0 rebounding margin advantage during conference action.
- Northwestern second-leading scorer, JerShon Cobb, will miss the remainder of the season due to injury. Cobb averaged 12.2 points in 25 games this season.
- Thirty-two percent of Northwestern's offense comes from beyond the 3-point arc. The Wildcats have three active players who have made 25+ 3-pointers: Drew Crawford (45), Tre Demps (43), and Kale Abrahamson (25).
- Chris Collins, a native of Northbrook, Ill., is in his first season as head coach (13-18, .419) after serving the past 13 seasons on Duke's coaching staff.

### THIS SEASON VERSUS NORTHWESTERN

- Iowa had four players average in double figures in the two games against Northwestern this season: Roy Devyn Marble (14.5); Melsahn Basabe (12.0); Aaron White (11.5); and Mike Gesell (10.0).
- The Hawkeyes dominated the glass, owning a +18.5 rebounding margin, against the Wildcats the previous two meetings.
- Iowa had two players post double-doubles in the game played in Iowa City on Jan. 9: Melsahn Basabe (16 points and 10 rebounds) and Aaron White (18 points and 10 rebounds). White was a perfect 10-of-10 from the foul line in that game.
- Northwestern's JerShon Cobb averaged 12.5 points and 6.5 rebounds against the Hawkeyes, including scoring 18 points in the game played in Iowa City. Cobb will miss Thursday's game in Indianapolis due to injury.

### MARBLES RISING AMONG FATHER-SON SCORING COMBOS

Iowa's Roy Marble (1986-89) and Roy Devyn Marble (2011-present) are rising among the leading father-son scoring duo in collegiate history. The Marble's (3,778) will finish their collegiate careers second among father-son combos, playing at the same school, behind the Burt's of Iona (4,568). The Marble's are sixth overall.

Father/Son Combo	Total Points
1. Dell Curry of Virginia Tech (2,389) & Stephen Curry of Davidson (2,635)	5,024
2. ^ Iona's Steve Burt (2,534) & Steve Burt Jr. (2,034)	4,568
3. Dell Curry of Virginia Tech (2,389) & Seth Curry of Liberty/Duke (2,101)	4,490
4. Greg McDermott of Northern Iowa (1,033) & Doug McDermott of Creighton (3,002)	4,035
5. Jimmy Walker of Providence (2,045) & Jalen Rose of Michigan (1,788)	3,833
6. ^ Iowa's Roy Marble (2,116) & Roy Devyn Marble (1,662)	3,778

^ - Same school

### VARIETY OF WEAPONS

Iowa has five players who average 7.4 points or more. Senior Roy Devyn Marble leads the way averaging 17 points per contest, followed by Aaron White (13.3), Mike Gesell (8.3), Melsahn Basabe (7.7), and Jarrod Uthoff (7.4). Josh Oglesby (7.0), Gabriel Olaseni (6.6) and Zach McCabe (6.0) average six points or better.

### **HAWKEYE HOOPS HUDDLE IN INDIANAPOLIS**

Hawkeye fans traveling to the Big Ten Men's Basketball Tournament in Indianapolis are invited to attend a pregame Hawkeye Hoops Huddle held prior to each Iowa basketball game. The Hoops Huddle location this year is at Colts Grille, 110 West Washington Street in Indianapolis. Huddles are presented by the National I-Club and UI Alumni Association.

The first Hawkeye Huddle will be held Thursday from 4:30-6:30 p.m. (ET), prior to the start of the Iowa-Northwestern game.

All Hawkeye fans are welcome to attend the free Hoops Huddles for snacks, cash refreshments, and door prizes. Colts Grille provides full menu service to those wishing to purchase additional food or beverages.

### **BASABE JOINS TEAMMATES IN 1,000-POINT CLUB**

Melsahn Basabe (1,118) joined teammates Roy Devyn Marble (1,662) and Aaron White (1,289) in Iowa's 1,000-point club against Northwestern on Jan. 9. Marble netted his 1,000th point in the 2013 regular season finale against Nebraska, while White passed 1,000 points against Notre Dame (Dec. 3) earlier this year.

Basabe, White, and Marble become Iowa's fifth trio of players on the same team to reach the 1,000-point threshold, and first trio since 2005.

2014 -- Roy Devyn Marble, Melsahn Basabe, Aaron White

2005 -- Jeff Horner, Greg Brunner, Pierre Pierce

1996 -- Jess Settles, Chris Kingsbury, Kenyon Murray

1989 -- Ed Horton, BJ Armstrong, Roy Marble

1988 -- Jeff Moe, BJ Armstrong, Roy Marble

### **BIG TEN GAUNTLET**

For just the third time in history every team won at least five Big Ten games.

Going through the Big Ten gauntlet, every team except Michigan went through difficult stretches during the 18-game schedule. Listed below are the team that finished second thru seventh in the Big Ten standings.

Wisconsin	lost 5-of-6	Jan. 14-Feb. 1
Michigan St	lost 4-of-6	Feb. 16-March 9
Nebraska	lost 5-of-6	Dec. 31-Jan. 23
Ohio State	lost 5-of-6	Jan. 7-Jan. 29
Iowa	lost 5-of-6	Feb. 22-March 8
Minnesota	lost 4-of-5	Jan. 26-Feb. 13

### **ATTACKING THE RIM**

Iowa has nearly made (631) more free throws than its opponents have attempted (643). Furthermore, the Hawkeyes (865) have attempted nearly 100 more free throws than the next Big Ten team, Indiana (774). Iowa attempted 476 free throws during league play; 52 more than second place Wisconsin (424).

Iowa's 27.9 free-throw attempts average, ranks 11th nationally. The Hawkeyes rank eighth in the country in made free throws (20.35).

Junior Aaron White is on pace to shatter the school's free-throw makes record. White currently ranks seventh with 418 career makes, while senior Roy Devyn Marble is sixth (423). Both Marble (586) and White (556) are also climbing Iowa's free-throw attempts chart, ranking sixth and seventh, respectively.

### **RAISING THE BAR**

Roy Devyn Marble and Aaron White have each increased their scoring output each season in an Iowa uniform. Marble averaged 5.7 points as a freshman, 11.5 his sophomore campaign, 15.0 points as a junior, and 17 points this season as a senior. White averaged 11.1 points as a rookie, 12.8 points as a sophomore, and 13.3 points this year as a junior.

### **ON POINT**

Point guard Mike Gesell has scored in double figures in seven of the last nine games, which included a stretch of five straight games -- the longest stretch of his career. He has averaged 11.2 points per game the last nine outings, while dropping 43 dimes (4.8 average).

In 31 games this year, Gesell ranks first in the Big Ten and 17th nationally in assist-to-turnover ratio (2.9). The sophomore has 552 career points, just past halfway to the 1,000-point club.

Gesell posted 10 points, eight assists, and three steals in Iowa's win over nationally-ranked Michigan. It marked just the fifth time since 1996-97 that a Hawkeye amassed 10+ points, 8+ assists and 3+ steals in a game (Andre Woolridge three times and Jeff Horner). He had 13 points, six assists and no turnovers at Minnesota on Feb. 25. He netted 15 points in Iowa's win over Purdue on March 1 and contributed 11 points and, assists, four rebounds and two steals against Illinois in the regular season finale.

### **MARBLE FINISHING HIS IOWA CAREER STRONG**

Roy Devyn Marble has led the Hawkeyes in scoring in six of the last eight games, including netting 20+ points in 5-of-6 games -- the longest stretch of his career.

His scoring average this season (17.0) is the highest by a Hawkeye since Adam Haluska averaged 20.5 points during the 2007 season. Marble (329, 18.3 ppg) concluded conference play second in league scoring, just five points behind Nebraska's Terran Pettaway (334, 18.6 ppg).

Marble is one of only two Hawkeyes to amass 500+ points, 100+ rebounds, 100+ assists and 55+ steals as a senior (B.J. Armstrong).

Marble, who was named to the Naismith Trophy Midseason Top 30 List, enters Thursday's game sixth in Iowa career scoring with 1,662 points. He surpassed Matt Gatens after his 24-point performance at Michigan State on March 6. Marble is only 13 points from fifth-place Ronnie Lester (1,675). He has netted 21 or more points 11 times this season, including 26 against Michigan on Feb. 8 and 21 versus Wisconsin on Feb. 22.

The native of Southfield, Mich., averaged 18.3 points, 3.5 assists, 3.4 rebounds and 1.6 steals in conference play. Marble is the only Big Ten player to average 17+ points, 3+ assists and 1.6+ steals.

Marble had 21 points and a career-high 11 assists -- his first career double-double -- versus Wisconsin on Feb. 22. Marble became only the third player in the country with 20+ points and 10+ assists against an AP Top 25 opponent in 2013-14. It marked just the third time the last 18 years an Iowa player posted 20+ points and 10+ assists in a game (Jeff Horner in 2004 and Jake Kelly in 2009). The 11 assists were the most by a Hawkeye since Bryce Cartwright had 11 at Oregon March 18, 2012.

The senior guard averaged 20.5 points, 3.4 rebounds and 3.4 assists versus top teams in the Big Ten standings this year (Wisconsin, Michigan, Michigan State, and Ohio State).

The 6-foot-6, 200-pound guard averages 28 points in the six career games when attempting eight 3-pointers or more.



## Iowa in Big Ten Statistics

Category	All Games		NCAA	
	Stat	Rank	Stat	Rank
Scoring Offense	82.6	1st	82.6	6th
Scoring Margin	+12.5	1st	+12.5	14th
Assists	16.3	2nd	16.3	12th
Rebounding Margin	+7.4	2nd	+7.4	10th
Blocked Shots	5.1	2nd	5.1	38th
Turnover Margin	+2.0	2nd	+2.0	48th
3-PT FG Defense	.314	3rd	.314	49th
Field Goal %	.469	3rd	.469	50th
Steals	7.3	3rd	7.3	59th
FG% Defense	.411	3rd	---	---
Assist/TO Ratio	1.4	4th	1.4	23rd
3-Pt. Field Goal %	.358	4th	---	---
Free Throw %	.729	5th	.731	56th
Scoring Defense	70.2	10th	---	---
3-Pt. FG Per Game	5.8	10th	---	---

Category	Player	All Games		NCAA	
		Stat	Rank	Stat	Rank
FG%	Aaron White	.588	2nd	---	---
	Melsahn Basabe	.575	3rd	---	---
Blk. Shots	Gabriel Olaseni	1.4	9th	---	---
	Jarrod Uthoff	1.1	12th	---	---
Rebounding	Melsahn Basabe	0.8	15th	---	---
	Aaron White	6.8	6th	---	---
Scoring	Melsahn Basabe	5.7	15th	---	---
	Roy Devyn Marble	17.0	6th	---	---
Assists	Aaron White	13.3	15th	---	---
	Mike Gesell	3.9	T-5th	---	---
Steals	Roy Devyn Marble	3.5	10th	---	---
	Mike Gesell	1.8	5th	1.6	52nd
3-pointers	Mike Gesell	1.3	9th	---	---
	Roy Devyn Marble	1.6	10th	---	---
Ast/TO Ratio	Mike Gesell	2.9	1st	2.8	66th
	Roy Devyn Marble	2.0	4th	---	---
FT%	Aaron White	.806	7th	---	---

Marble surpassed Jeff Horner for seventh place on Iowa's all-time steals list in Iowa's game at Indiana on Feb. 27.

Marble poured in 61 points to tie the Battle 4 Atlantis tournament record, earning Big Ten Player of the Week accolades by *College Sports Madness*. Marble averaged 20.3 points, 4.7 rebounds, and 4.2 assists in the three games. *College Sports Madness* recognized Marble a second time on Feb. 9 after he led Iowa with 26 points in an 85-67 victory over Michigan.

Marble earned his first Player of the Week honors by the Big Ten and was also recognized as *Athlon Sports'* National Player of the Week on Jan. 13, after leading the Hawkeyes to a pair of victories at No. 3 Ohio State (84-74) and versus Northwestern (93-67).

### MARBLE TIES SCHOOL RECORD

Roy Devyn Marble tied the school record for 3-pointers in a half when he drained six in the first half vs. Michigan on Feb. 8. Marble tied Chris Kingsbury, who sank six in the first half versus Drake on Nov. 29, 1994, and Justin Johnson, who made six in the second stanza against Indiana on Jan. 2, 2008.

### WHITE HOT

Junior Aaron White ranks first on the team in rebounding (6.8), and second in scoring (13.3). White is the only Big Ten player to average 13+ points and 7+ rebounds during league play this season.

White is the only player in the country to shoot better than 55 percent from the field and 80 percent from the foul line. He shoots 59 percent from the field and 80.5 percent from the charity stripe.

White, who led the Hawkeyes in rebounding in each of his first two seasons, will become the fifth player since 1960 to lead the Hawkeyes in rebounding three consecutive seasons. White will join Don Nelson (1960-62); Kevin Kunnert (1971-73); Bruce King (1975-77); and Greg Brunner (2004-06).

White became the 41st Hawkeye to surpass 1,000 career points with his 19th point scored with one second remaining at the free throw line versus Notre Dame (Dec. 3). He reached the 1,000-point milestone in his 82nd career game. He currently ranks 18th in Iowa scoring.

White became the first Hawkeye since Luke Recker (Nov. 14, 2001) to post 18+ points, 10+ rebounds and 5+ assists in a game when he had 18 points, 10 rebounds and five assists against the Wildcats on Jan. 9 in Iowa City.

The native of Strongsville, Ohio, became the first Hawkeye in 10 years to amass 25 points and 17 rebounds in a game at Iowa State on Dec. 13. The last Hawkeye to accomplish the feat was Jared Reiner on March 1, 2003, at Indiana. The 17 rebounds are the most in a single-game since Greg Brunner cleared 23 against Minnesota on Jan. 18, 2006.

### BENCH MOB

Iowa's reserves played a large role in Iowa's 20 victories. Overall, Iowa's bench is averaging 30.5 points, 18.9 rebounds and 2.7 blocks. The Hawkeye reserves' rebounding average is tops in the country, while its scoring and blocks rank third best.

In victories, Hawkeye reserves average 35.9 points and 21.7 rebounds, while in losses Iowa's bench averages 20.7 points and 14 rebounds.

### SHARPSHOOTER

Junior Josh Oglesby, who missed the first 12 games of the season due to an injured foot, has come on strong as of late. Oglesby has averaged 10.2 points the last six games, including equaling a season-high 17 points against Wisconsin on Feb. 22.

Oglesby made his first four 3-point attempts in his season debut following injury against Arkansas-Pine Bluff (Dec. 22) and then once again against Minnesota (Jan. 19). The junior finished with 13 and 17 points, respectively. Oglesby made a season-high five 3-pointers against Minnesota on Jan. 19 in Iowa City.

Oglesby has made at least one trey in 11 of the last 12 games and 15-of-19 games this season. Furthermore, he has made two or more triples in four of the last five contests. Oglesby averages a single-season best seven points per game this season and is shooting at a 43.5-percent clip from 3.

Oglesby has been one of Iowa's top perimeter players in league play, scoring 6.7 points and boasting a 3.3 assist-to-turnover ratio in the 18-game conference slate.

Oglesby tied a season high of 17 points (8-of-12 FG, including 1-of-3 from 3-point range) against Wisconsin on Feb. 22. Oglesby scored 15 of his 17 points in the second half. Oglesby followed up that performance scoring 16 points (5-of-10 FG, including 4-of-9 from 3-point territory), in a starting role, at Minnesota on Feb. 25 -- marking the first time since his third and fourth game his freshman season that he reached double figures in consecutive games.

## **IOWA FASTBREAKS**

- Iowa is 13-1 when holding opponents to 70 points or less, with the lone defeat coming against Illinois in the regular season finale.
- Iowa ranks 14th in the Sagarin, 17th in the KenPom ratings, 20th in the BPI, and 49th in the official NCAA RPI.
- The Hawkeyes have out-rebounded 22 of their 31 opponents.
- Roy Devyn Marble ranks seventh on Iowa's all-time steals chart (172).
- Iowa, Michigan and North Carolina are the only teams with a road win against an AP top-three team this season. The Hawkeyes won at then-No. 3 Ohio State (84-74) on Jan. 12.
- Iowa's win over No. 3 Ohio State on Jan. 12, marked Iowa's first over a top-five team since an 83-65 victory at second-ranked Missouri on Dec. 15, 2001, in Columbia, Mo.
- Iowa is 15-4 this season when making five 3-pointers or more, with the four losses coming vs. Villanova, Minnesota, Michigan State, and Illinois. Iowa is 8-3 in Big Ten play when sinking at least five triples.
- Iowa handed Michigan (18 points) and Minnesota (21 points) their most lop-sided losses this season.
- Iowa has had four or more players score in double digits in 16-of-31 games.
- Iowa has beaten multiple AP Top 10 Big Ten teams in the regular season for the first time since 1990-91.
- Iowa's 18-point win over Michigan was Iowa's largest vs. an AP Top 10 team since beating No. 2 Missouri by 18 on Dec 15, 2001.
- Roy Devyn Marble averages 15.9 points in Iowa's 20 victories, and 19.2 points in its 11 defeats.
- Iowa started 5-2, or better, in Big Ten play for the 12th time. Each of the previous 11 teams made the NCAA Tournament. Iowa's 1969-70 team started 7-0, while its 1981-82 and 1986-87 squads started conference play 6-1.
- The last time an Iowa team started conference play 8-4 was the 2005-06 team, which started 9-3.
- Junior forward Aaron White ranks second in the Big Ten in field goal percentage (.588) and sixth in free throw percentage (.806).
- Iowa has two of the Big Ten's top five field goal percentage leaders: Aaron White (second, .588) and Melsahn Basabe (third, .575).
- Iowa was the last Big Ten team to lose at home this season, falling 71-69, to No. 6/7 Michigan State on Jan. 28.
- Iowa recorded its 10th win by 20-plus points at Northwestern on Jan. 25, the most of any Big Ten team this season.
- Iowa is averaging 12.5 more points this season (82.6 ppg) compared to last (70.1 ppg).
- Iowa (4) and Michigan State (6) are the only Big Ten team to have at least four different players post a double-double.
- The Hawkeyes are 2-7 in games decided by five or fewer points.
- Iowa is 34-6 when scoring 80 or more points, the last four seasons. The Hawkeyes are 39-1 when holding opponents to fewer than 61 points, the last four seasons - with the one loss coming to Michigan State (59-56) at the Big Ten Tournament last season.
- Iowa's average starting lineup height is 6-foot-6. The Hawkeye lineup consists of two sophomores, one junior, and two seniors.
- Iowa has been credited with 20 or more assists seven times this season. The Hawkeyes rank 12th nationally in assists (16.3).
- Iowa held Michigan State leading scorer, Gary Harris, to a season-low nine points Jan. 28, in Iowa City.
- Iowa is 1-2 in overtime games. The Hawkeyes beat Xavier (77-74), but lost to Villanova (88-83) and Michigan State (71-69).
- Iowa is 9-1 in afternoon games this season.
- Iowa is 9-1 when wearing its white uniforms this season.

## **IOWA'S STATISTICAL COMPARISONS**

	All Games	Big Ten	Home Games	Away Games	Iowa Wins	Iowa Losses
Record	20-11	9-9	13-4	7-7	20-0	0-11
Points	82.6	78.3	84.5	80.4	86.7	75.4
Opp. Pts	70.2	73.6	65.8	75.6	64.3	80.8
FG%	.469	.464	.483	.454	.480	.450
FG Def.	.411	.448	.387	.443	.377	.481
3-PT%	.358	.344	.382	.332	.388	.307
3-pt. Def.	.314	.352	.279	.358	.267	.399
FT%	.729	.725	.723	.739	.739	.703
REB	40.8	37.1	41.5	39.9	43.5	35.8
AST	16.3	14.8	16.9	15.5	17.1	14.8
TO	11.5	11.3	11.3	11.7	11.1	12.2
STL	7.3	7.2	7.6	6.8	7.5	6.8
BLK	5.1	4.7	5.5	4.6	5.7	3.79

## **REBOUNDING BOOST**

Last year, Iowa owned a +4.7 rebounding margin, while this season the Hawkeyes have a +7.4 advantage on the glass -- a +2.7 margin of improvement from a year ago. Iowa's rebounding margin of +7.4 ranks 10th in the country.

Iowa ranks 11th in the nation in defensive rebounding (27.2) and 22nd in offensive rebounding (13.6).

## **BASABE MOVIN' ON UP**

Senior Melsahn Basabe, who has posted three double-doubles this season, is averaging 7.7 points and 5.7 rebounds per game. After playing only one minute vs. Wisconsin and missing the Minnesota game due to illness, Basabe returned to action at Indiana (Feb. 27), scoring 14 points on 7-of-11 shooting from the field. Basabe's next start will be the 100th of his career.

Basabe's 742 career rebounds are the most among active Big Ten players.

Since the start of the year, Basabe moved past Ryan Bowen for fourth place on Iowa's career blocked shots list and currently has 147 rejections.

Basabe led the team in blocked shots in each of his first three seasons with the Hawkeyes.

Basabe led the Hawkeyes in scoring (16), rebounding (8) and blocks (4) at Penn State (Feb. 15). It marked the second time since the 1996-97 season a Hawkeye had 16+ points, 8+ rebounds and 4+ blocks in a game -- with Basabe posting the other occurrence his freshman season (2010-11).

## **UTHOFF, OLASENI, OGLESBY LEADING HAWKEYES OFF BENCH**

Gabriel Olaseni, Josh Oglesby, and Jarrod Uthoff are averaging a combined 18.3 points, 10.5 rebounds and 2.5 blocks per game coming off the bench for the Hawkeyes. Uthoff ranks fifth on the team in scoring (7.4) and fourth in rebounding (4.6); Olaseni ranks first on the squad in rejections (1.35) and third in rebounding (5.0); while Oglesby averages seven points and 1.6 rebounds off the bench.

Olaseni averages an offensive rebound every six minutes played. Nearly half of Olaseni's rebounds are offensive (76 of 155); the center is tied for third in the league (overall games) in offensive rebounding (2.4). Olaseni, leads the team with four double-doubles. Olaseni put up career highs at Illinois (15 points and 12 rebounds) on Feb. 1.

## **CENTER OF ATTENTION**

Iowa is getting 12.2 points, 8.9 rebounds and 1.9 blocks per game from its center position of Adam Woodbury and Gabriel Olaseni.



## **WINNING ON THE ROAD**

- Iowa posted four Big Ten road victories this season. The last time Iowa had four conference road wins was 10 years ago during the 2003-04 season.
- Iowa won three straight conference road games (Northwestern, Illinois and Penn State) this season. The last time Iowa accomplished that feat was the 1997-98 season.

## **COACHING EXPERIENCE**

Fran McCaffery has one of the most experienced coaching staffs in the country. The Iowa men's basketball staff has 65 years of combined collegiate head coaching experience and more than 130 years of collegiate coaching under their belts. Listed below are the number of years of head coaching experience on the Iowa staff.

Coach	Years
Fran McCaffery	17 years
Kirk Speraw's	20 years
Sherman Dillard	10 years
Andrew Francis	2 years
Billy Taylor	11 years
Al Seibert	5 years

## **HAWKEYES RANK HIGH IN STATISTICS**

Iowa leads the Big Ten in scoring (83.3) and scoring margin (+13.0). The Hawkeyes also rank second in the conference in rebounding margin (+7.8), assists (16.3), and blocked shots (5.0).

Iowa ranks fifth in the country in fifth in scoring (83.3); ninth in rebounding margin (+7.8); 11th in scoring margin (+13.0); 13th in assists (16.3); 22nd in assist-to-turnover ratio (1.4); and 40th in blocks (5.0).

Individually, Mike Gesell ranks 23rd in the country in assist-to-turnover ratio (2.8) and Roy Devyn Marble ranks 66th in steals (1.6).

## **IOWA TIP-INS**

- Iowa finished its nonconference schedule 11-2 for the second straight season.
- Iowa's senior class amassed 53 home wins during their four-year career. The 53 wins tie for fourth in program history. Iowa's 1988, 2008 and 2009 seniors won 54 home games.
- Michigan won three straight games in January over top-10 ranked opponents (Wisconsin, Iowa and Michigan State). The Wolverines became the first team since Iowa in 1987 to post three straight victories against top-10 teams.
- Iowa had three players (Basabe, Uthoff and Olaseni) post double-doubles in its victory over Fairleigh Dickinson. It marked the first time in 20 years three Hawkeyes recorded double-doubles, in the same game, in points and rebounds.
- Zach McCabe and Roy Devyn Marble were named to the Battle 4 Atlantis all-tournament team.
- Iowa scored 80-plus points in each of its first five games for the fourth time in school history (also 1986-87, 1994-95 & 1997-98).
- Iowa played overtime games two days apart (Xavier and Villanova) for the third time in program history. The Hawkeyes played five extra minutes against Maryland (Dec. 25, 1984) and Cornell (Dec. 27, 1984), and Michigan (Jan. 9, 1992) and Illinois (Jan. 11, 1992).
- Iowa's overtime win over Xavier marked its first overtime victory since March 7, 2009 (versus Penn State -- double overtime).
- Iowa's win over UTEP was the team's seventh consecutive to start the season. The last time an Iowa team won seven straight to start a year was 2000-01; that team won its first nine.

- Iowa beat Minnesota, 94-73, on Jan. 19 in Iowa City. The 21-point loss is the Gophers' most lop-sided loss of the season. The 94 points are its most against Minnesota in a non-OT game since scoring 99 points versus the Gophers on Feb. 18, 1989.
- Iowa's 249 points and 19.0 assists average, in three games, are Battle 4 Atlantis tournament records.
- Iowa's win at Ohio State on Jan. 12, marked only the third time in the last four seasons that Ohio State allowed 80-plus points and the first time since 2008 that a team registered 84-plus points against the Buckeyes.
- In Iowa's win at Ohio State on Jan. 12, it marked the first time since 1989 that Iowa had five double figure scorers in Columbus.
- Aaron White is the first Hawkeye since Jared Reiner (2002-03) to score at least 20 points and grab 15 or more rebounds in a game. White had 20 points and 15 rebounds in Iowa's win over Nebraska-Omaha.
- The Hawkeyes erupted for 100-plus points in consecutive contests (Maryland-Eastern Shore and Abilene Christian) for the first time since the beginning of the 1997-98 campaign where Iowa topped the century mark three straight games (105 vs. Chicago State; 112 vs. North Texas; 101 vs. Long Island).
- In Iowa's season opener, Jarrod Uthoff (14 points, seven rebounds, four blocks) became only the second Big Ten player since the 1996-97 season to register 14-plus points, seven-plus rebounds and four-plus blocks in his first career game (Ohio State's Greg Oden, 2006-07).
- The Hawkeyes blocked 12 shots versus UNC Wilmington, one shy of the school record of 13 set last year vs. Illinois. Junior Gabriel Olaseni rejected five shots, all in the first half.
- Fran McCaffery has posted upper division finishes in each of the past two seasons at Iowa and 14-of-18 seasons as a head coach. He has posted 20 wins or more six of the last eight seasons, including the last two at Iowa (2013 and 2014).
- Fran McCaffery guided Iowa to win improvements in each of his first three seasons, going from 11 wins, to 18, to 25 last year. McCaffery's highest win total as a head coach is when he coached Siena to back-to-back 27-win seasons in 2009 and 2010.
- Darius Stokes earned a scholarship after being a walk-on the last three years. The Cedar Rapids, Iowa, native went through "Senior Day" ceremonies last weekend.
- Okey Ukah has been added to the roster as a walk-on. The Iowa City native is a junior.

## **BLOCK PARTY**

Junior Gabriel Olaseni has blocked at least three shots five times this season. His 42 blocks rank ninth in the Big Ten (1.35 average). The center rejected five shots in the season opener against UNC Wilmington. Sophomore Jarrod Uthoff has blocked 33 shots (1.1 average), a total that ranks 12th in the league.

As a team, Iowa ranks second in the Big Ten, and 38th nationally, in rejections (5.1).

## **ATTENDANCE ON THE RISE**

Iowa's attendance has increased each season since Fran McCaffery's arrival in Iowa City. The Hawkeyes averaged 11,635 in 16 games in 2011; 11,908 fans in 19 contests in 2012; 13,625 in 20 games in 2013; and 14,976 in 17 games this season. Iowa's attendance boost from 2012 to 2013 ranked as the eighth-largest in the country. Iowa averages 14,949 fans this season. The Hawkeyes sold out 11 games this season, including 8-of-9 Big Ten games.

### **HAWKEYES FINISH RUNNERS-UP AT BATTLE 4 ATLANTIS**

Iowa won its first two games over Xavier (77-74 in overtime) and UTEP (89-53) before being edged by Villanova in the championship game (88-83 in overtime) at the Battle 4 Atlantis holiday tournament held at Paradise Island in the Bahamas.

The Hawkeyes rallied from a 15-point deficit in their first contest against Xavier to win, but surrendered a 15-point first-half advantage to Villanova in the championship. Both contests went to overtime. Iowa cruised to a 36-point victory over UTEP in the semifinals.

Seniors Roy Devyn Marble and Zach McCabe were honored on the all-tournament team. Marble led all scorers averaging 20.3 points, while also averaging 4.7 rebounds and 4.3 assists in the three games. His 61 points in the three contests tie the tournament record with Minnesota's Andre Hollins (2012), while his 24 points against Villanova are the most by a player in a Battle 4 Atlantis championship game. McCabe averaged 13 points, shooting 50 percent from the field (14-of-28) and 3-point territory (8-of-16).

### **WORLD TRAVELERS**

Iowa traveled to France and the United Kingdom in August to compete in six exhibition games. The Hawkeyes posted a 5-1 record against professional teams, boasting a +22.0 scoring margin.

Aaron White led the team, averaging 13.6 points, followed by Peter Jok (13.3), Melsahn Basabe (12.6) and Roy Devyn Marble (11.2).

Prior to traveling with his teammates to Europe in August, White also competed for Team USA at the World University Games in Russia in July. The Hawkeye junior played in five countries in five months: Russia (July), England (August), France (August), United States (November), and Bahamas (November).

### **HAWKEYEBASKETBALL.COM**

Check out the Iowa basketball team's website, [HawkeyeBasketball.com](http://HawkeyeBasketball.com), devoted to everything on-and-off-the-court surrounding the program.

[HawkeyeBasketball.com](http://HawkeyeBasketball.com), allows fans a chance to go behind the scenes with the Hawkeye basketball program on and off the court. The site is complete with exclusive videos, photo galleries and content featuring the basketball program.

[HawkeyeBasketball.com](http://HawkeyeBasketball.com) will be updated throughout the year with exclusive videos, including and game highlights, along with news stories and other content.

### **IOWA HISTORY**

Iowa has played 2,639 games since beginning basketball in 1902. Iowa's overall record is 1,550-1,089 (.587). That includes a 987-349 (.739) record in home games, a 557-737 (.430) record in contests away from Iowa City, a 729-746 (.494) mark in Big Ten games and a 393-123 (.762) record in Carver-Hawkeye Arena.

### **IOWA HEADSHOTS AVAILABLE ONLINE**

Up-to-date head shots of all Iowa players and coaches are available on the internet at [pics.hawkeyesports.com](http://pics.hawkeyesports.com). Contact the Iowa Athletic Communications office if you are in need of additional photos.

### **2014-15 BIG TEN SCHEDULE STRUCTURE ANNOUNCED**

The Big Ten Conference office announced the single-plays and home-and-away opponents for the 2014-15 men's basketball league schedule. Maryland and Rutgers begin conference play in the Big Ten next season.

The conference schedule will remain at 18 games, with each team playing five teams twice (home and away) and eight teams once (four at home and four on the road).

Iowa will play the following five teams twice next season: Minnesota, Nebraska, Northwestern, Ohio State and Wisconsin.

Illinois, Maryland, Michigan State and Rutgers will visit Iowa City for the only regular season meeting. Iowa will travel to Indiana, Michigan, Penn State and Purdue.

## **Iowa Against Northwestern in 2014 (2-0)**

#	Player	gp-gs	min	avg	Total		3-Point		F-Throw		Rebounds				pf	dq	a	to	blk	stl	pts	avg
					fg-fga	fg%	3fg-fga	3fg%	ft-fa	ft%	off	def	tot	avg								
04	Marble, Roy Devyn	2-2	44	22.0	8-15	.533	4-6	.667	9-11	.818	1	6	7	3.5	4	0	8	4	0	4	29	14.5
01	Basabe, Melsahn	2-2	39	19.5	8-8	1.000	0-0	.000	8-12	.667	4	10	14	7.0	1	0	1	4	2	0	24	12.0
30	White, Aaron	2-2	53	26.5	6-13	.462	0-1	.000	11-11	1.000	4	12	16	8.0	1	0	7	7	0	1	23	11.5
10	Gesell, Mike	2-2	51	25.5	8-15	.533	3-6	.500	1-2	.500	0	3	3	1.5	3	0	12	2	1	4	20	10.0
00	Olaseni, Gabriel	2-0	27	13.5	6-9	.667	0-0	.000	5-8	.625	3	10	13	6.5	6	1	1	0	0	0	17	8.5
34	Woodbury, Adam	2-2	41	20.5	7-14	.500	0-0	.000	2-2	1.000	2	7	9	4.5	3	0	1	5	1	2	16	8.0
15	McCabe, Zach	2-0	37	18.5	6-11	.545	2-4	.500	1-2	.500	1	2	3	1.5	5	0	2	2	0	2	15	7.5
02	Oglesby, Josh	2-0	37	18.5	5-11	.455	3-6	.500	0-0	.000	1	2	3	1.5	3	0	3	0	0	0	13	6.5
20	Uthoff, Jarrod	2-0	35	17.5	3-6	.500	1-2	.500	2-4	.500	1	6	7	3.5	3	0	3	2	4	2	9	4.5
03	Jok, Peter	2-0	9	4.5	0-0	.000	0-0	.000	2-2	1.000	0	2	2	1.0	1	0	0	0	0	0	2	1.0
05	Clemmons, Anthony	2-0	20	10.0	0-2	.000	0-0	.000	1-2	.500	0	0	0	0.0	2	0	1	2	0	2	1	0.5
23	Ukah, Okey	1-0	1	1.0	0-0	.000	0-0	.000	0-0	.000	1	0	1	1.0	0	0	0	0	0	0	0	0.0
13	Denning, Kyle	1-0	1	1.0	0-0	.000	0-0	.000	0-0	.000	0	0	0	0.0	0	0	0	0	0	0	0	0.0
35	Stokes, Darius	2-0	3	1.5	0-0	.000	0-0	.000	0-0	.000	0	1	1	0.5	0	0	0	0	0	0	0	0.0
42	Meyer, Kyle	2-0	2	1.0	0-1	.000	0-1	.000	0-0	.000	0	0	0	0.0	0	0	0	0	1	0	0	0.0
Team											5	1	6					2				
Total.....		2	400		57-105	.543	13-26	.500	42-56	.750	23	62	85	42.5	32	1	39	30	9	17	169	84.5
Opponents.....		2	400		43-114	.377	9-44	.205	22-34	.647	15	33	48	24.0	46	2	16	23	9	14	117	58.5



**IOWA  
HAWKEYES**



**NORTHWESTERN  
WILDCATS**

2013-14	BIG TEN	AP	USA	RPI
20-11	9-9	RV	RV	49

2013-14	BIG TEN	AP	USA	RPI
13-18	6-12	NR	NR	133

**Northwestern vs. Iowa // GAME 32**  
March 13, 2014 (Bankers Life Fieldhouse; Indianapolis, Indiana)

**Iowa Player Broadcast Notes**



**0**

### Gabriel Olaseni • C

	MIN	PTS	REB	BLK	AST	FG%	FT%
SEASON	16.5	6.6	5.0	1.4	0.4	.511	.729
BIG TEN	16.7	6.6	4.8	1.0	0.3	.588	.717
CAREER	11.6	3.8	3.2	1.0	0.3	.511	.710

### 6-10 • 225 • Jr. • London, England

- 4 double-doubles are the most by a Big Ten reserve
- nearly as many offensive boards (76) as defensive (79)
- scored in double figures 9x this year (5x in Big Ten play)
- single season highs in scoring, blocks, assists, rebounds
- pulls down an offensive rebound every 6.7 minutes played




**1**

### Melsahn Basabe • F

	MIN	PTS	REB	BLK	STL	FG%	FT%
SEASON	18.4	7.7	5.7	0.8	0.4	.575	.682
BIG TEN	18.8	7.8	5.4	0.9	0.4	.602	.758
CAREER	20.3	8.3	5.5	1.1	0.4	.537	.678

### 6-7 • 220 • Sr. • Glen Cove, N.Y.

- his next start will be the 100th of his career
- his 742 rebounds are most among Big Ten active players
- missed Wise (Feb. 22) & Minn (Feb. 25) due to illness
- scored career point No. 1,000 vs. N'western (Jan. 9)
- 147 blocks in his four seasons ranks 4th all-time at Iowa



**2**

### Josh Oglesby • G

	MIN	PTS	REB	AST	STL	FG%	FT%
SEASON	19.6	7.0	1.6	1.3	0.5	.460	.733
BIG TEN	19.6	6.7	1.6	1.3	0.5	.442	.769
CAREER	17.9	5.7	1.5	1.1	0.3	.362	.747

### 6-5 • 208 • Jr. • Cedar Rapids, Iowa

- scored in double figures 17 career times -- 5x this year
- shooting 43.5% (30-of-69) from 3-point range this season
- made at least 1 triple the last 7 games
- broke bone in his right foot Nov. 6 (2 days before opener)
- made season debut Dec. 22 vs. Arkansas-Pine Bluff



**3**

### Peter Jok • G

	MIN	PTS	REB	AST	STL	FG%	FT%
SEASON	9.4	4.4	1.0	0.8	0.3	.386	.794
BIG TEN	3.9	1.2	0.3	0.2	0.2	.444	.667
CAREER	9.4	4.4	1.0	0.8	0.3	.386	.794

### 6-6 • 200 • Fr. • West Des Moines, Iowa

- tallied double figures six times
- ranks 10th in team scoring (4.4) & 5th in 3-pters made (14)
- averaged 4.5 points the last two games (Illinois & MSU)
- made at least one triple in 11 games, including the last 2
- scored a personal-best 15 points versus Abilene Christian



**4**

### Roy Devyn Marble • G

	MIN	PTS	REB	AST	STL	FG%	FT%
SEASON	29.8	17.0	3.4	3.5	1.8	.427	.700
BIG TEN	32.7	18.3	3.4	3.5	1.6	.437	.741
CAREER	27.5	12.4	3.4	2.9	1.3	.417	.722

### 6-6 • 200 • Sr. • Southfield, Mich.

- first team all-Big Ten; All-District team honoree
- averaged 18.3 ppg, 3.4 rpg, and 3.5 asts in Big Ten play
- scored 21+ points 11 times this year, including 5 of last 8
- scored 30+ pts 3x in career - most of any active B1G player
- ranks 6th in Iowa career scoring (1,662) & 7th in steals (173)




**5**

### Anthony Clemmons • G

	MIN	PTS	REB	AST	STL	FG%	FT%
SEASON	11.9	2.5	1.3	1.8	0.4	.511	.615
BIG TEN	7.1	0.8	0.9	0.8	0.2	.333	.462
CAREER	14.6	3.5	1.5	2.3	0.5	.408	.681

### 6-1 • 195 • So. • Lansing, Mich.

- 1.9 assist-to-turnover ratio (54 assists & 28 turnovers)
- played meaningful minutes the last six outings
- shooting 51% (23-45) from the field this season
- scored a season-high 11 pts & blocked 2 shots vs. Omaha
- equaled career high with 2 triples vs. Pine Bluff (Dec. 22)




**10**

### Mike Gesell • G

	MIN	PTS	REB	AST	STL	FG%	FT%
SEASON	23.8	8.3	2.1	3.9	1.3	.398	.676
BIG TEN	26.1	9.8	2.2	4.3	1.5	.399	.679
CAREER	24.5	8.5	2.4	3.2	1.2	.401	.731

### 6-1 • 190 • So. • South Sioux City, Neb.

- ranks 17th in the country in assist/turnover margin (2.9)
- tallied double figures 14x this year, including 7 of the last 9
- had 11 pts, 4 rbs, 5 asts, and 2 stls vs. Illinois on March 8
- Iowa's men's bball Big Ten Sportsmanship Award recipient
- made 12 of his last 15 free throw attempts (.800)




**15**

### Zach McCabe • F

	MIN	PTS	REB	AST	STL	FG%	FT%
SEASON	15.7	6.0	2.8	1.2	0.5	.388	.729
BIG TEN	14.9	4.3	2.4	1.4	0.7	.346	.667
CAREER	18.1	6.3	3.7	1.1	0.7	.405	.758

### 6-7 • 235 • Sr. • Sioux City, Iowa

- played in 135 consecutive games -- an Iowa school record
- ranks eighth in team scoring (6.0)
- made at least one triple in 8 of the last 12 games
- tallied double figures in eight games this season
- Battle 4 Atlantis All-Tournament team (averaged 13.0 ppg)




**20**

### Jarrod Uthoff • F

	MIN	PTS	REB	AST	BLK	FG%	FT%
SEASON	18.0	7.4	4.6	0.8	1.1	.487	.803
BIG TEN	16.0	4.9	3.1	0.7	0.8	.408	.733
CAREER	18.0	7.4	4.6	0.8	1.1	.487	.803

### 6-9 • 208 • So. • Cedar Rapids, Iowa

- 5th in team scoring (7.4); 2nd in blks (1.1); 4th in rbs (4.6)
- ranks 3rd in Big Ten in scoring (7.4) amongst reserves
- netted double figures 10 times this season
- made a basket in all but four games this year
- 2 double-doubles this year (FDU and UMES)




**30**

### Aaron White • F

	MIN	PTS	REB	BLK	AST	FG%	FT%
SEASON	27.9	13.3	6.8	0.6	1.8	.588	.806
BIG TEN	31.1	13.3	7.2	0.7	1.5	.534	.778
CAREER	27.0	12.4	6.2	0.6	1.3	.515	.752

### 6-9 • 220 • Jr. • Strongsville, Ohio

- third team All-Big Ten honoree for second straight year
- only player in nation to shoot 55% FG and 80% FT or better
- on pace to shatter Iowa career FT makes record
- only Big Ten player to average 13+ points and 7+ rebounds
- 11 career double-doubles, including 3 this season



**34**

### Adam Woodbury • C

	MIN	PTS	REB	AST	BLK	FG%	FT%
SEASON	16.5	5.6	3.9	0.8	0.6	.500	.710
BIG TEN	16.5	5.5	3.7	0.4	0.8	.507	.705
CAREER	16.5	5.2	4.4	0.7	0.7	.493	.625

### 7-1 • 240 • So. • Sioux City, Iowa

- scored season-high 11 points in last game vs. Illinois
- shooting 20% better from the FT line compared to last year
- scored 10+ pts 3x this year (N'western, Pine Bluff, Illinois)
- started all 69 games played in an Iowa uniform
- grabbed a career-high 11 rebounds at Iowa State (Dec. 13)

## 2013-14 All-Big Ten Men's Basketball Team

### *As selected by Big Ten coaches*

#### **FIRST TEAM**

Roy Devyn Marble, Iowa  
 NIK STAUSKAS, MICHIGAN  
 Gary Harris, Michigan State  
 Terran Petteway, Nebraska  
 Frank Kaminsky, Wisconsin

#### **SECOND TEAM**

Yogi Ferrell, Indiana  
 Caris LeVert, Michigan  
 Adreian Payne, Michigan State  
 D.J. Newbill, Penn State  
 Sam Dekker, Wisconsin

#### **THIRD TEAM**

Noah Vonleh, Indiana  
 Aaron White, Iowa  
 Aaron Craft, Ohio State  
 LaQuinton Ross, Ohio State  
 Tim Frazier, Penn State

#### **HONORABLE MENTION**

Rayvonte Rice, Illinois  
 Glenn Robinson III, Michigan  
 Keith Appling, Michigan State  
 Denzel Valentine, Michigan State  
 Andre Hollins, Minnesota  
 Shavon Shields, Nebraska  
 Drew Crawford, Northwestern  
 A.J. Hammons, Purdue  
 Ben Brust, Wisconsin

#### **ALL-FRESHMAN TEAM**

Kendrick Nunn, Illinois  
 Noah Vonleh, Indiana  
 Derrick Walton Jr., Michigan  
 Kendall Stephens, Purdue  
 Nigel Hayes, Wisconsin

#### **ALL-DEFENSIVE TEAM**

Gary Harris, Michigan State  
 Aaron Craft, Ohio State  
 Shannon Scott, Ohio State  
 A.J. Hammons, Purdue  
 Josh Gasser, Wisconsin

#### **PLAYER OF THE YEAR:**

Nik Stauskas, Michigan

#### **DEFENSIVE PLAYER OF THE YEAR:**

Aaron Craft, Ohio State

#### **FRESHMAN OF THE YEAR:**

Noah Vonleh, Indiana

#### **SIXTH MAN OF THE YEAR:**

Nigel Hayes, Wisconsin

#### **COACH OF THE YEAR:**

Tim Miles, Nebraska

UNANIMOUS SELECTIONS  
 IN ALL CAPS

### *As selected by Media Voting Panel*

#### **FIRST TEAM**

Roy Devyn Marble, Iowa  
 NIK STAUSKAS, MICHIGAN  
 Gary Harris, Michigan State  
 Terran Petteway, Nebraska  
 Frank Kaminsky, Wisconsin

#### **SECOND TEAM**

Yogi Ferrell, Indiana  
 Caris LeVert, Michigan  
 Adreian Payne, Michigan State  
 Aaron Craft, Ohio State  
 D.J. Newbill, Penn State

#### **THIRD TEAM**

Noah Vonleh, Indiana  
 Aaron White, Iowa  
 Drew Crawford, Northwestern  
 Tim Frazier, Penn State  
 Sam Dekker, Wisconsin

#### **HONORABLE MENTION**

Rayvonte Rice, Illinois  
 Will Sheehey, Indiana  
 Glenn Robinson III, Michigan  
 Keith Appling, Michigan State  
 Denzel Valentine, Michigan State  
 Andre Hollins, Minnesota  
 DeAndre Mathieu, Minnesota  
 Shavon Shields, Nebraska  
 LaQuinton Ross, Ohio State  
 A.J. Hammons, Purdue  
 Ben Brust, Wisconsin  
 Josh Gasser, Wisconsin  
 Traevon Jackson, Wisconsin

#### **PLAYER OF THE YEAR:**

Nik Stauskas, Michigan

#### **FRESHMAN OF THE YEAR:**

Noah Vonleh, Indiana

#### **COACH OF THE YEAR:**

John Beilein, Michigan

UNANIMOUS SELECTIONS  
 IN ALL CAPS

## Big Ten Sportsmanship Award Honorees

Joseph Bertrand, Illinois; Will Sheehey, Indiana; Mike Gesell, Iowa; Jon Horford, Michigan; Denzel Valentine, Michigan State; Austin Hollins, Minnesota; Shavon Shields, Nebraska; Drew Crawford, Northwestern; Lenzelle Smith Jr., Ohio State; Tim Frazier, Penn State; Travis Carroll, Purdue; Ben Brust, Wisconsin

# 2014 BIG TEN MEN'S BASKETBALL TOURNAMENT

March 13-16

BANKERS LIFE FIELDHOUSE • INDIANAPOLIS

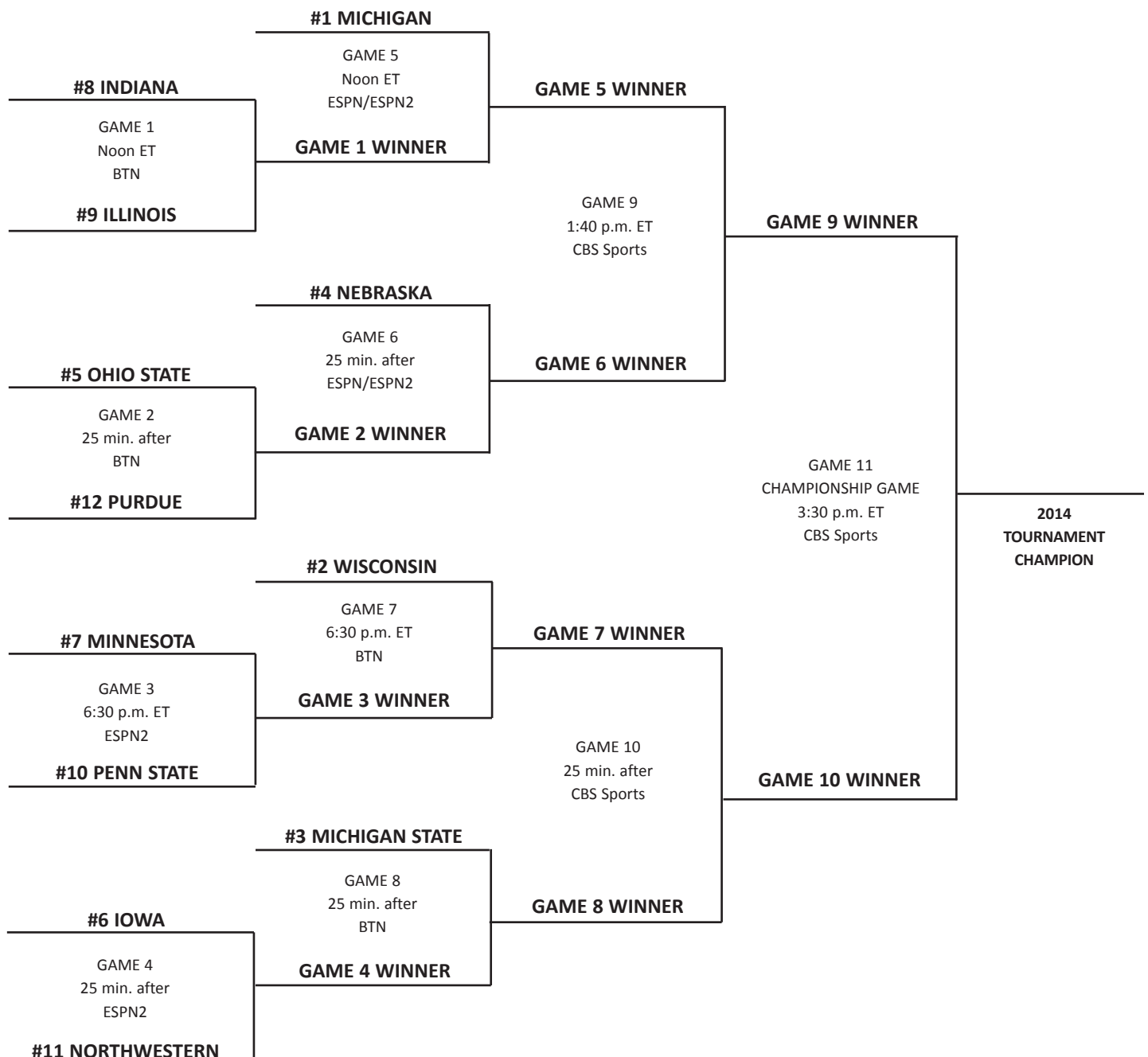


THURSDAY, MARCH 13

FRIDAY, MARCH 14

SATURDAY, MARCH 15

SUNDAY, MARCH 16



**IOWA HAWKEYE BASKETBALL**  
**Iowa Combined Team Statistics (as of Mar 08, 2014)**  
**All games**

<b>RECORD:</b>	<b>OVERALL</b>	<b>HOME</b>	<b>AWAY</b>	<b>NEUTRAL</b>
ALL GAMES	20-11	13-4	4-6	3-1
CONFERENCE	9-9	5-4	4-5	0-0
NON-CONFERENCE	11-2	8-0	0-1	3-1

##	Player	gp-gs	min	avg	Total	fg%	3-Point	3fg%	F-Throw	ft%	Rebounds				pf	dq	a	to	blk	stl	pts	avg
					fg-fga		3fg-fga		ft-fa		off	def	tot	avg								
04	Marble, Roy Devyn	31-31	925	29.8	172-403	.427	51-138	.370	133-190	.700	26	79	105	3.4	59	0	109	55	7	57	528	17.0
30	White, Aaron	31-31	864	27.9	140-238	.588	7-29	.241	125-155	.806	56	154	210	6.8	33	1	55	56	18	31	412	13.3
10	Gesell, Mike	31-31	737	23.8	90-226	.398	29-86	.337	48-71	.676	9	56	65	2.1	59	1	122	42	4	41	257	8.3
01	Basabe, Melsahn	30-29	552	18.4	92-160	.575	1-1	1.000	45-66	.682	55	117	172	5.7	44	0	10	31	25	12	230	7.7
20	Uthoff, Jarrod	31-0	559	18.0	77-158	.487	14-37	.378	61-76	.803	35	107	142	4.6	37	0	26	30	33	11	229	7.4
02	Oglesby, Josh	19-1	373	19.6	46-100	.460	30-69	.435	11-15	.733	10	20	30	1.6	32	0	25	9	1	10	133	7.0
00	Olaseni, Gabriel	31-0	511	16.5	67-131	.511	0-0	.000	70-96	.729	76	79	155	5.0	70	1	13	21	42	8	204	6.6
15	McCabe, Zach	31-1	486	15.7	62-160	.388	26-77	.338	35-48	.729	30	58	88	2.8	78	6	39	25	1	17	185	6.0
34	Woodbury, Adam	31-31	513	16.5	62-124	.500	0-0	.000	49-69	.710	53	69	122	3.9	78	2	25	33	18	17	173	5.6
03	Jok, Peter	25-0	234	9.4	34-88	.386	14-42	.333	27-34	.794	5	20	25	1.0	18	0	19	13	2	8	109	4.4
05	Clemmons, Anthony	30-0	358	11.9	23-45	.511	6-15	.400	24-39	.615	7	33	40	1.3	33	0	54	28	4	11	76	2.5
13	Denning, Kyle	10-0	43	4.3	6-11	.545	2-7	.286	0-0	.000	0	3	3	0.3	1	0	4	1	0	1	14	1.4
42	Meyer, Kyle	12-0	51	4.3	2-10	.200	1-5	.200	1-2	.500	4	11	15	1.3	5	0	4	6	1	1	6	0.5
23	Ukah, Okey	9-0	26	2.9	1-4	.250	0-0	.000	1-2	.500	2	4	6	0.7	0	0	0	1	1	0	3	0.3
35	Stokes, Darius	14-0	43	3.1	1-6	.167	0-0	.000	1-2	.500	1	3	4	0.3	10	0	0	2	0	0	3	0.2
Team											52	31	83		2		3					
Total.....		31	6275		875-1864	.469	181-506	.358	631-865	.729	421	844	1265	40.8	559	11	505	356	157	225	2562	82.6
Opponents.....		31	6275		757-1840	.411	213-678	.314	449-643	.698	346	689	1035	33.4	683	20	396	418	107	203	2176	70.2

<b>TEAM STATISTICS</b>	<b>IOWA</b>	<b>OPP</b>	<b>Date</b>	<b>Opponent</b>	<b>Score</b>	<b>Att.</b>
SCORING	2562	2176	11/08/13	UNC WILMINGTON	w 82-39	15293
Points per game	82.6	70.2	11/10/13	NEBRASKA-OMAHA	w 83-75	14271
Scoring margin	+12.5	-	11/14/13	MD. EASTERN SHORE	w 109-63	13374
FIELD GOALS-ATT	875-1864	757-1840	11/17/13	ABILENE CHRISTIAN	w 103-41	14733
Field goal pct	.469	.411	11/22/13	PENN	w 86-55	15400
3 POINT FG-ATT	181-506	213-678	^ 11/28/13	vs Xavier	Wot 77-74	2258
3-point FG pct	.358	.314	^ 11/29/13	vs UTEP	w 89-53	2664
3-pt FG made per game	5.8	6.9	^ 11/30/13	vs Villanova	Lot 83-88	2593
FREE THROWS-ATT	631-865	449-643	12/03/13	NOTRE DAME	w 98-93	15400
Free throw pct	.729	.698	# 12/07/13	vs Drake	w 83-66	14512
F-Throws made per game	20.4	14.5	12/09/13	FAIRLEIGH DICKINSON	w 92-59	13501
REBOUNDS	1265	1035	12/13/13	at Iowa State	L 82-85	14384
Rebounds per game	40.8	33.4	12/22/13	ARKANSAS PINE BLUFF	w 86-61	15400
Rebounding margin	+7.4	-	* 12/31/13	NEBRASKA	w 67-57	15400
ASSISTS	505	396	* 01/05/14	at Wisconsin	L 71-75	17249
Assists per game	16.3	12.8	* 01/09/14	NORTHWESTERN	w 93-67	14016
TURNOVERS	356	418	* 01/12/14	at Ohio State	w 84-74	18809
Turnovers per game	11.5	13.5	* 01/19/14	MINNESOTA	w 94-73	15400
Turnover margin	+2.0	-	* 01/22/14	at Michigan	L 67-75	12707
Assist/turnover ratio	1.4	0.9	* 01/25/14	at Northwestern	w 76-50	8117
STEALS	225	203	* 01/28/14	MICHIGAN STATE	Lot 69-71	15400
Steals per game	7.3	6.5	* 02/01/14	at Illinois	w 81-74	16618
BLOCKS	157	107	* 02/04/14	OHIO STATE	L 69-76	15400
Blocks per game	5.1	3.5	* 02/08/14	MICHIGAN	w 85-67	15400
ATTENDANCE	254588	167233	* 02/15/14	at Penn State	w 82-70	10428
Home games-Avg/Game	17-14976	10-14521	* 02/22/14	WISCONSIN	L 74-79	15400
Neutral site-Avg/Game	-	4-5507	* 02/25/14	at Minnesota	L 89-95	14625
			* 02/27/14	at Indiana	L 86-93	17472
			* 03/02/14	PURDUE	w 83-76	15400
			* 03/06/14	at Michigan State	L 76-86	14797
			* 03/08/14	ILLINOIS	L 63-66	15400

\* = Conference game  
^ = Battle 4 Atlantis, Paradise Island, Bahamas  
# = Big Four Classic, Des Moines, Iowa



**IOWA HAWKEYE BASKETBALL**  
**Iowa Combined Team Statistics (as of Mar 08, 2014)**  
**Conference games**

<b>RECORD:</b>	<b>OVERALL</b>	<b>HOME</b>	<b>AWAY</b>	<b>NEUTRAL</b>
ALL GAMES	9-9	5-4	4-5	0-0
CONFERENCE	9-9	5-4	4-5	0-0
NON-CONFERENCE	0-0	0-0	0-0	0-0

##	Player	gp-gs	min	avg	Total		3-Point		F-Throw		Rebounds										pts	avg
					fg-fga	fg%	3fg-fga	3fg%	ft-fga	ft%	off	def	tot	avg	pf	dq	a	to	blk	stl		
04	Marble, Roy Devyn	18-18	588	32.7	108-247	.437	33-81	.407	80-108	.741	14	47	61	3.4	47	0	63	38	5	29	329	18.3
30	White, Aaron	18-18	559	31.1	79-148	.534	5-21	.238	77-99	.778	35	94	129	7.2	19	0	27	31	12	20	240	13.3
10	Gesell, Mike	18-18	470	26.1	61-153	.399	17-55	.309	38-56	.679	5	34	39	2.2	34	0	78	31	3	27	177	9.8
01	Basabe, Melsahn	17-16	319	18.8	53-88	.602	1-1	1.000	25-33	.758	33	59	92	5.4	26	0	8	17	15	6	132	7.8
02	Oglesby, Josh	18-1	353	19.6	42-95	.442	26-64	.406	10-13	.769	10	18	28	1.6	32	0	23	7	1	9	120	6.7
00	Olaseni, Gabriel	18-0	301	16.7	40-68	.588	0-0	.000	38-53	.717	40	46	86	4.8	43	1	5	11	18	4	118	6.6
34	Woodbury, Adam	18-18	297	16.5	34-67	.507	0-0	.000	31-44	.705	30	36	66	3.7	42	0	8	20	14	11	99	5.5
20	Uthoff, Jarrod	18-0	288	16.0	31-76	.408	4-18	.222	22-30	.733	14	41	55	3.1	19	0	13	16	15	6	88	4.9
15	McCabe, Zach	18-1	268	14.9	27-78	.346	10-38	.263	14-21	.667	11	32	43	2.4	50	4	25	15	1	12	78	4.3
03	Jok, Peter	12-0	47	3.9	4-9	.444	2-4	.500	4-6	.667	0	3	3	0.3	6	0	2	1	0	2	14	1.2
05	Clemmons, Anthony	17-0	121	7.1	4-12	.333	0-2	.000	6-13	.462	4	11	15	0.9	17	0	14	13	0	4	14	0.8
13	Denning, Kyle	2-0	2	1.0	0-0	.000	0-0	.000	0-0	.000	0	0	0	0.0	0	0	0	0	0	0	0	0.0
42	Meyer, Kyle	4-0	4	1.0	0-1	.000	0-1	.000	0-0	.000	0	0	0	0.0	0	0	0	1	1	0	0	0.0
23	Ukah, Okey	1-0	1	1.0	0-0	.000	0-0	.000	0-0	.000	1	0	1	1.0	0	0	0	0	0	0	0	0.0
35	Stokes, Darius	6-0	7	1.2	0-0	.000	0-0	.000	0-0	.000	0	1	1	0.2	3	0	0	0	0	0	0	0.0
Team											32	17	49		1		3					
Total.....		18	3625		483-1042	.464	98-285	.344	345-476	.725	229	439	668	37.1	339	5	266	204	85	130	1409	78.3
Opponents.....		18	3625		455-1016	.448	127-361	.352	287-396	.725	180	398	578	32.1	388	9	232	229	69	119	1324	73.6

<b>TEAM STATISTICS</b>	<b>IOWA</b>	<b>OPP</b>	<b>Date</b>	<b>Opponent</b>	<b>Score</b>	<b>Att.</b>
SCORING	1409	1324	*	12/31/13	NEBRASKA	W 67-57 15400
Points per game	78.3	73.6	*	01/05/14	at Wisconsin	L 71-75 17249
Scoring margin	+4.7	-	*	01/09/14	NORTHWESTERN	W 93-67 14016
FIELD GOALS-ATT	483-1042	455-1016	*	01/12/14	at Ohio State	W 84-74 18809
Field goal pct	.464	.448	*	01/19/14	MINNESOTA	W 94-73 15400
3 POINT FG-ATT	98-285	127-361	*	01/22/14	at Michigan	L 67-75 12707
3-point FG pct	.344	.352	*	01/25/14	at Northwestern	W 76-50 8117
3-pt FG made per game	5.4	7.1	*	01/28/14	MICHIGAN STATE	Lot 69-71 15400
FREE THROWS-ATT	345-476	287-396	*	02/01/14	at Illinois	W 81-74 16618
Free throw pct	.725	.725	*	02/04/14	OHIO STATE	L 69-76 15400
F-Throws made per game	19.2	15.9	*	02/08/14	MICHIGAN	W 85-67 15400
REBOUNDS	668	578	*	02/15/14	at Penn State	W 82-70 10428
Rebounds per game	37.1	32.1	*	02/22/14	WISCONSIN	L 74-79 15400
Rebounding margin	+5.0	-	*	02/25/14	at Minnesota	L 89-95 14625
ASSISTS	266	232	*	02/27/14	at Indiana	L 86-93 17472
Assists per game	14.8	12.9	*	03/02/14	PURDUE	W 83-76 15400
TURNOVERS	204	229	*	03/06/14	at Michigan State	L 76-86 14797
Turnovers per game	11.3	12.7	*	03/08/14	ILLINOIS	L 63-66 15400
Turnover margin	+1.4	-				
Assist/turnover ratio	1.3	1.0				
STEALS	130	119				
Steals per game	7.2	6.6				
BLOCKS	85	69				
Blocks per game	4.7	3.8				
ATTENDANCE	137216	130822				
Home games-Avg/Game	9-15246	9-14536				
Neutral site-Avg/Game	-	0-0				

\* = Conference game  
^ = Battle 4 Atlantis, Paradise Island, Bahamas  
# = Big Four Classic, Des Moines, Iowa

<b>Score by Periods</b>	<b>1st</b>	<b>2nd</b>	<b>OT</b>	<b>Totals</b>
Iowa	680	721	8	1409
Opponents	613	701	10	1324

**IOWA HAWKEYE BASKETBALL**  
**Iowa Combined Team Statistics (as of Mar 08, 2014)**  
**Non-conference games**

<b>RECORD:</b>	<b>OVERALL</b>	<b>HOME</b>	<b>AWAY</b>	<b>NEUTRAL</b>
ALL GAMES	11-2	8-0	0-1	3-1
CONFERENCE	0-0	0-0	0-0	0-0
NON-CONFERENCE	11-2	8-0	0-1	3-1

##	Player	gp-gs	min	avg	Total		3-Point		F-Throw		Rebounds				pf	dq	a	to	blk	stl	pts	avg
					fg-fga	fg%	3fg-fga	3fg%	ft-fa	ft%	off	def	tot	avg								
04	Marble, Roy Devyn	13-13	337	25.9	64-156	.410	18-57	.316	53-82	.646	12	32	44	3.4	12	0	46	17	2	28	199	15.3
30	White, Aaron	13-13	305	23.5	61-90	.678	2-8	.250	48-56	.857	21	60	81	6.2	14	1	28	25	6	11	172	13.2
02	Oglesby, Josh	1-0	20	20.0	4-5	.800	4-5	.800	1-2	.500	0	2	2	2.0	0	0	2	2	0	1	13	13.0
20	Uthoff, Jarrod	13-0	271	20.8	46-82	.561	10-19	.526	39-46	.848	21	66	87	6.7	18	0	13	14	18	5	141	10.8
15	McCabe, Zach	13-0	218	16.8	35-82	.427	16-39	.410	21-27	.778	19	26	45	3.5	28	2	14	10	0	5	107	8.2
01	Basabe, Melsahn	13-13	233	17.9	39-72	.542	0-0	.000	20-33	.606	22	58	80	6.2	18	0	2	14	10	6	98	7.5
03	Jok, Peter	13-0	187	14.4	30-79	.380	12-38	.316	23-28	.821	5	17	22	1.7	12	0	17	12	2	6	95	7.3
00	Olaseni, Gabriel	13-0	210	16.2	27-63	.429	0-0	.000	32-43	.744	36	33	69	5.3	27	0	8	10	24	4	86	6.6
10	Gesell, Mike	13-13	267	20.5	29-73	.397	12-31	.387	10-15	.667	4	22	26	2.0	25	1	44	11	1	14	80	6.2
34	Woodbury, Adam	13-13	216	16.6	28-57	.491	0-0	.000	18-25	.720	23	33	56	4.3	36	2	17	13	4	6	74	5.7
05	Clemmons, Anthony	13-0	237	18.2	19-33	.576	6-13	.462	18-26	.692	3	22	25	1.9	16	0	40	15	4	7	62	4.8
13	Denning, Kyle	8-0	41	5.1	6-11	.545	2-7	.286	0-0	.000	0	3	3	0.4	1	0	4	1	0	1	14	1.8
42	Meyer, Kyle	8-0	47	5.9	2-9	.222	1-4	.250	1-2	.500	4	11	15	1.9	5	0	4	5	0	1	6	0.8
35	Stokes, Darius	8-0	36	4.5	1-6	.167	0-0	.000	1-2	.500	1	2	3	0.4	7	0	0	2	0	0	3	0.4
23	Ukah, Okey	8-0	25	3.1	1-4	.250	0-0	.000	1-2	.500	1	4	5	0.6	0	0	0	1	1	0	3	0.4
Team											20	14	34		1							
Total.....		13	2650		392-822	.477	83-221	.376	286-389	.735	192	405	597	45.9	220	6	239	152	72	95	1153	88.7
Opponents.....		13	2650		302-824	.367	86-317	.271	162-247	.656	166	291	457	35.2	295	11	164	189	38	84	852	65.5

<b>TEAM STATISTICS</b>	<b>IOWA</b>	<b>OPP</b>	<b>Date</b>	<b>Opponent</b>	<b>Score</b>	<b>Att.</b>
SCORING	1153	852	11/08/13	UNC WILMINGTON	w 82-39	15293
Points per game	88.7	65.5	11/10/13	NEBRASKA-OMAHA	w 83-75	14271
Scoring margin	+23.2	-	11/14/13	MD. EASTERN SHORE	w 109-63	13374
FIELD GOALS-ATT	392-822	302-824	11/17/13	ABILENE CHRISTIAN	w 103-41	14733
Field goal pct	.477	.367	11/22/13	PENN	w 86-55	15400
3 POINT FG-ATT	83-221	86-317	^ 11/28/13	vs Xavier	Wot 77-74	2258
3-point FG pct	.376	.271	^ 11/29/13	vs UTEP	w 89-53	2664
3-pt FG made per game	6.4	6.6	^ 11/30/13	vs Villanova	Lot 83-88	2593
FREE THROWS-ATT	286-389	162-247	12/03/13	NOTRE DAME	w 98-93	15400
Free throw pct	.735	.656	# 12/07/13	vs Drake	w 83-66	14512
F-Throws made per game	22.0	12.5	12/09/13	FAIRLEIGH DICKINSON	w 92-59	13501
REBOUNDS	597	457	12/13/13	at Iowa State	L 82-85	14384
Rebounds per game	45.9	35.2	12/22/13	ARKANSAS PINE BLUFF	w 86-61	15400
Rebounding margin	+10.8	-				
ASSISTS	239	164				
Assists per game	18.4	12.6				
TURNOVERS	152	189				
Turnovers per game	11.7	14.5				
Turnover margin	+2.8	-				
Assist/turnover ratio	1.6	0.9				
STEALS	95	84				
Steals per game	7.3	6.5				
BLOCKS	72	38				
Blocks per game	5.5	2.9				
ATTENDANCE	117372	36411				
Home games-Avg/Game	8-14672	1-14384				
Neutral site-Avg/Game	-	4-5507				

\* = Conference game  
^ = Battle 4 Atlantis, Paradise Island, Bahamas  
# = Big Four Classic, Des Moines, Iowa

<b>Score by Periods</b>	<b>1st</b>	<b>2nd</b>	<b>OT</b>	<b>Totals</b>
Iowa	598	536	19	1153
Opponents	381	450	21	852

**IOWA HAWKEYE BASKETBALL**  
**Iowa Combined Team Statistics (as of Mar 08, 2014)**  
**Home games**

<b>RECORD:</b>	<b>OVERALL</b>	<b>HOME</b>	<b>AWAY</b>	<b>NEUTRAL</b>
ALL GAMES	13-4	13-4	0-0	0-0
CONFERENCE	5-4	5-4	0-0	0-0
NON-CONFERENCE	8-0	8-0	0-0	0-0

##	Player	gp-gs	min	avg	Total		3-Point		F-Throw		Rebounds				pf	dq	a	to	blk	stl	pts	avg
					fg-fga	fg%	3fg-fga	3fg%	ft-fa	ft%	off	def	tot	avg								
04	Marble, Roy Devyn	17-17	475	27.9	86-202	.426	27-72	.375	59-86	.686	13	40	53	3.1	24	0	58	23	5	33	258	15.2
30	White, Aaron	17-17	459	27.0	66-116	.569	3-13	.231	78-93	.839	25	92	117	6.9	16	0	33	27	6	19	213	12.5
20	Uthoff, Jarrod	17-0	314	18.5	46-87	.529	9-20	.450	45-57	.789	20	62	82	4.8	12	0	18	18	21	5	146	8.6
10	Gesell, Mike	17-17	376	22.1	46-113	.407	15-45	.333	33-47	.702	4	33	37	2.2	26	0	59	20	1	26	140	8.2
02	Oglesby, Josh	10-0	205	20.5	28-55	.509	16-34	.471	5-8	.625	3	10	13	1.3	15	0	14	6	1	6	77	7.7
00	Olaseni, Gabriel	17-0	272	16.0	47-86	.547	0-0	.000	35-50	.700	43	44	87	5.1	38	1	10	12	27	4	129	7.6
01	Basabe, Melsahn	17-16	282	16.6	44-78	.564	0-0	.000	30-46	.652	34	62	96	5.6	21	0	5	17	13	7	118	6.9
34	Woodbury, Adam	17-17	282	16.6	40-74	.541	0-0	.000	28-42	.667	32	37	69	4.1	36	0	16	20	12	6	108	6.4
15	McCabe, Zach	17-1	265	15.6	32-78	.410	13-33	.394	24-34	.706	15	41	56	3.3	37	2	24	13	0	11	101	5.9
03	Jok, Peter	15-0	163	10.9	22-54	.407	9-24	.375	17-21	.810	2	13	15	1.0	11	0	17	9	1	5	70	4.7
05	Clemmons, Anthony	17-0	200	11.8	16-27	.593	4-8	.500	16-26	.615	4	14	18	1.1	19	0	26	17	4	6	52	3.1
13	Denning, Kyle	7-0	38	5.4	6-11	.545	2-7	.286	0-0	.000	0	3	3	0.4	1	0	4	1	0	1	14	2.0
42	Meyer, Kyle	8-0	40	5.0	2-8	.250	1-3	.333	1-2	.500	4	10	14	1.8	4	0	4	6	1	1	6	0.8
35	Stokes, Darius	7-0	33	4.7	1-6	.167	0-0	.000	1-2	.500	1	2	3	0.4	7	0	0	2	0	0	3	0.4
23	Ukah, Okey	6-0	21	3.5	0-3	.000	0-0	.000	1-2	.500	1	4	5	0.8	0	0	0	1	1	0	1	0.2
Team											25	13	38									
Total.....		17	3425		482-998	.483	99-259	.382	373-516	.723	226	480	706	41.5	267	3	288	192	93	130	1436	84.5
Opponents.....		17	3425		405-1046	.387	105-376	.279	203-297	.684	212	367	579	34.1	392	13	198	236	48	117	1118	65.8

<b>TEAM STATISTICS</b>	<b>IOWA</b>	<b>OPP</b>	<b>Date</b>	<b>Opponent</b>	<b>Score</b>	<b>Att.</b>
SCORING	1436	1118	11/08/13	UNC WILMINGTON	w 82-39	15293
Points per game	84.5	65.8	11/10/13	NEBRASKA-OMAHA	w 83-75	14271
Scoring margin	+18.7	-	11/14/13	MD. EASTERN SHORE	w 109-63	13374
FIELD GOALS-ATT	482-998	405-1046	11/17/13	ABILENE CHRISTIAN	w 103-41	14733
Field goal pct	.483	.387	11/22/13	PENN	w 86-55	15400
3 POINT FG-ATT	99-259	105-376	12/03/13	NOTRE DAME	w 98-93	15400
3-point FG pct	.382	.279	12/09/13	FAIRLEIGH DICKINSON	w 92-59	13501
3-pt FG made per game	5.8	6.2	12/22/13	ARKANSAS PINE BLUFF	w 86-61	15400
FREE THROWS-ATT	373-516	203-297	* 12/31/13	NEBRASKA	w 67-57	15400
Free throw pct	.723	.684	* 01/09/14	NORTHWESTERN	w 93-67	14016
F-Throws made per game	21.9	11.9	* 01/19/14	MINNESOTA	w 94-73	15400
REBOUNDS	706	579	* 01/28/14	MICHIGAN STATE	Lot 69-71	15400
Rebounds per game	41.5	34.1	* 02/04/14	OHIO STATE	L 69-76	15400
Rebounding margin	+7.5	-	* 02/08/14	MICHIGAN	w 85-67	15400
ASSISTS	288	198	* 02/22/14	WISCONSIN	L 74-79	15400
Assists per game	16.9	11.6	* 03/02/14	PURDUE	w 83-76	15400
TURNOVERS	192	236	* 03/08/14	ILLINOIS	L 63-66	15400
Turnovers per game	11.3	13.9				
Turnover margin	+2.6	-				
Assist/turnover ratio	1.5	0.8				
STEALS	130	117				
Steals per game	7.6	6.9				
BLOCKS	93	48				
Blocks per game	5.5	2.8				
ATTENDANCE	254588	0				
Home games-Avg/Game	17-14976	0-0				
Neutral site-Avg/Game	-	0-0				

\* = Conference game  
^ = Battle 4 Atlantis, Paradise Island, Bahamas  
# = Big Four Classic, Des Moines, Iowa

<b>Score by Periods</b>	<b>1st</b>	<b>2nd</b>	<b>OT</b>	<b>Totals</b>
Iowa	718	710	8	1436
Opponents	495	613	10	1118

**IOWA HAWKEYE BASKETBALL**  
**Iowa Combined Team Statistics (as of Mar 08, 2014)**  
**Away games**

<b>RECORD:</b>	<b>OVERALL</b>	<b>HOME</b>	<b>AWAY</b>	<b>NEUTRAL</b>
ALL GAMES	7-7	0-0	4-6	3-1
CONFERENCE	4-5	0-0	4-5	0-0
NON-CONFERENCE	3-2	0-0	0-1	3-1

##	Player	gp-gs	min	avg	Total		3-Point		F-Throw		Rebounds				pf	dq	a	to	blk	stl	pts	avg
					fg-fga	fg%	3fg-fga	3fg%	ft-fa	ft%	off	def	tot	avg								
04	Marble, Roy Devyn	14-14	450	32.1	86-201	.428	24-66	.364	74-104	.712	13	39	52	3.7	35	0	51	32	2	24	270	19.3
30	White, Aaron	14-14	405	28.9	74-122	.607	4-16	.250	47-62	.758	31	62	93	6.6	17	1	22	29	12	12	199	14.2
01	Basabe, Melsahn	13-13	270	20.8	48-82	.585	1-1	1.000	15-20	.750	21	55	76	5.8	23	0	5	14	12	5	112	8.6
10	Gesell, Mike	14-14	361	25.8	44-113	.389	14-41	.341	15-24	.625	5	23	28	2.0	33	1	63	22	3	15	117	8.4
02	Oglesby, Josh	9-1	168	18.7	18-45	.400	14-35	.400	6-7	.857	7	10	17	1.9	17	0	11	3	0	4	56	6.2
15	McCabe, Zach	14-0	221	15.8	30-82	.366	13-44	.295	11-14	.786	15	17	32	2.3	41	4	15	12	1	6	84	6.0
20	Uthoff, Jarrod	14-0	245	17.5	31-71	.437	5-17	.294	16-19	.842	15	45	60	4.3	25	0	8	12	12	6	83	5.9
00	Olaseni, Gabriel	14-0	239	17.1	20-45	.444	0-0	.000	35-46	.761	33	35	68	4.9	32	0	3	9	15	4	75	5.4
34	Woodbury, Adam	14-14	231	16.5	22-50	.440	0-0	.000	21-27	.778	21	32	53	3.8	42	2	9	13	6	11	65	4.6
03	Jok, Peter	10-0	71	7.1	12-34	.353	5-18	.278	10-13	.769	3	7	10	1.0	7	0	2	4	1	3	39	3.9
05	Clemmons, Anthony	13-0	158	12.2	7-18	.389	2-7	.286	8-13	.615	3	19	22	1.7	14	0	28	11	0	5	24	1.8
23	Ukah, Okey	3-0	5	1.7	1-1	1.000	0-0	.000	0-0	.000	1	0	1	0.3	0	0	0	0	0	0	2	0.7
35	Stokes, Darius	7-0	10	1.4	0-0	.000	0-0	.000	0-0	.000	0	1	1	0.1	3	0	0	0	0	0	0	0.0
42	Meyer, Kyle	4-0	11	2.8	0-2	.000	0-2	.000	0-0	.000	0	1	1	0.3	1	0	0	0	0	0	0	0.0
13	Denning, Kyle	3-0	5	1.7	0-0	.000	0-0	.000	0-0	.000	0	0	0	0.0	0	0	0	0	0	0	0	0.0
Team											27	18	45		2		3					
Total.....		14	2850		393-866	.454	82-247	.332	258-349	.739	195	364	559	39.9	292	8	217	164	64	95	1126	80.4
Opponents.....		14	2850		352-794	.443	108-302	.358	246-346	.711	134	322	456	32.6	291	7	198	182	59	86	1058	75.6

<b>TEAM STATISTICS</b>	<b>IOWA</b>	<b>OPP</b>	<b>Date</b>	<b>Opponent</b>	<b>Score</b>	<b>Att.</b>
SCORING	1126	1058	^	11/28/13	vs Xavier	Wot 77-74 2258
Points per game	80.4	75.6	^	11/29/13	vs UTEP	W 89-53 2664
Scoring margin	+4.9	-	^	11/30/13	vs Villanova	Lot 83-88 2593
FIELD GOALS-ATT	393-866	352-794	#	12/07/13	vs Drake	W 83-66 14512
Field goal pct	.454	.443		12/13/13	at Iowa State	L 82-85 14384
3 POINT FG-ATT	82-247	108-302	*	01/05/14	at Wisconsin	L 71-75 17249
3-point FG pct	.332	.358	*	01/12/14	at Ohio State	W 84-74 18809
3-pt FG made per game	5.9	7.7	*	01/22/14	at Michigan	L 67-75 12707
FREE THROWS-ATT	258-349	246-346	*	01/25/14	at Northwestern	W 76-50 8117
Free throw pct	.739	.711	*	02/01/14	at Illinois	W 81-74 16618
F-Throws made per game	18.4	17.6	*	02/15/14	at Penn State	W 82-70 10428
REBOUNDS	559	456	*	02/25/14	at Minnesota	L 89-95 14625
Rebounds per game	39.9	32.6	*	02/27/14	at Indiana	L 86-93 17472
Rebounding margin	+7.4	-	*	03/06/14	at Michigan State	L 76-86 14797
ASSISTS	217	198				
Assists per game	15.5	14.1				
TURNOVERS	164	182				
Turnovers per game	11.7	13.0				
Turnover margin	+1.3	-				
Assist/turnover ratio	1.3	1.1				
STEALS	95	86				
Steals per game	6.8	6.1				
BLOCKS	64	59				
Blocks per game	4.6	4.2				
ATTENDANCE	0	167233				
Home games-Avg/Game	0-0	10-14521				
Neutral site-Avg/Game	-	4-5507				

\* = Conference game  
^ = Battle 4 Atlantis, Paradise Island, Bahamas  
# = Big Four Classic, Des Moines, Iowa

<b>Score by Periods</b>	<b>1st</b>	<b>2nd</b>	<b>OT</b>	<b>Totals</b>
Iowa	560	547	19	1126
Opponents	499	538	21	1058

**IOWA HAWKEYE BASKETBALL**  
**Iowa Combined Team Statistics (as of Mar 08, 2014)**  
**Games won**

<b>RECORD:</b>	<b>OVERALL</b>	<b>HOME</b>	<b>AWAY</b>	<b>NEUTRAL</b>
ALL GAMES	20-0	13-0	4-0	3-0
CONFERENCE	9-0	5-0	4-0	0-0
NON-CONFERENCE	11-0	8-0	0-0	3-0

#	Player	gp-gs	min	avg	Total		3-Point		F-Throw		Rebounds											
					fg-fga	fg%	3fg-fga	3fg%	ft-fa	ft%	off	def	tot	avg	pf	dq	a	to	blk	stl	pts	avg
04	Marble, Roy Devyn	20-20	543	27.2	98-228	.430	30-83	.361	91-128	.711	19	47	66	3.3	29	0	61	30	4	43	317	15.9
30	White, Aaron	20-20	511	25.6	90-151	.596	3-16	.188	82-98	.837	32	93	125	6.3	18	0	43	32	11	18	265	13.3
20	Uthoff, Jarrod	20-0	401	20.1	57-104	.548	14-28	.500	53-66	.803	25	83	108	5.4	21	0	20	23	26	8	181	9.1
01	Basabe, Melsahn	20-20	366	18.3	65-107	.607	0-0	.000	38-57	.667	37	91	128	6.4	29	0	6	21	19	5	168	8.4
10	Gesell, Mike	20-20	442	22.1	50-123	.407	21-52	.404	33-46	.717	5	40	45	2.3	31	0	79	28	2	26	154	7.7
02	Oglesby, Josh	10-0	188	18.8	24-50	.480	18-37	.486	7-10	.700	6	11	17	1.7	15	0	11	4	1	6	73	7.3
00	Olaseni, Gabriel	20-0	333	16.7	44-94	.468	0-0	.000	57-78	.731	59	56	115	5.8	48	1	9	12	33	6	145	7.3
15	McCabe, Zach	20-0	310	15.5	47-109	.431	18-47	.383	29-40	.725	22	41	63	3.2	39	1	29	10	0	12	141	7.1
03	Jok, Peter	17-0	196	11.5	30-74	.405	11-32	.344	24-30	.800	5	19	24	1.4	13	0	17	10	2	6	95	5.6
34	Woodbury, Adam	20-20	314	15.7	40-86	.465	0-0	.000	31-40	.775	31	43	74	3.7	50	1	18	20	10	7	111	5.6
05	Clemmons, Anthony	19-0	263	13.8	16-32	.500	5-10	.500	20-34	.588	5	25	30	1.6	18	0	41	19	4	11	57	3.0
13	Denning, Kyle	10-0	43	4.3	6-11	.545	2-7	.286	0-0	.000	0	3	3	0.3	1	0	4	1	0	1	14	1.4
42	Meyer, Kyle	11-0	50	4.5	2-10	.200	1-5	.200	1-2	.500	4	11	15	1.4	5	0	4	6	1	1	6	0.5
23	Ukah, Okey	9-0	26	2.9	1-4	.250	0-0	.000	1-2	.500	2	4	6	0.7	0	0	0	1	1	0	3	0.3
35	Stokes, Darius	10-0	39	3.9	1-6	.167	0-0	.000	1-2	.500	1	3	4	0.4	7	0	0	2	0	0	3	0.3
Team											28	20	48		1		3					
Total.....		20	4025		571-1189	.480	123-317	.388	468-633	.739	281	590	871	43.5	325	3	342	222	114	150	1733	86.7
Opponents.....		20	4025		462-1227	.377	116-435	.267	247-364	.679	239	424	663	33.2	466	18	231	273	64	126	1287	64.3

<b>TEAM STATISTICS</b>	<b>IOWA</b>	<b>OPP</b>	<b>Date</b>	<b>Opponent</b>	<b>Score</b>	<b>Att.</b>
SCORING	1733	1287	11/08/13	UNC WILMINGTON	w 82-39	15293
Points per game	86.7	64.3	11/10/13	NEBRASKA-OMAHA	w 83-75	14271
Scoring margin	+22.3	-	11/14/13	MD. EASTERN SHORE	w 109-63	13374
FIELD GOALS-ATT	571-1189	462-1227	11/17/13	ABILENE CHRISTIAN	w 103-41	14733
Field goal pct	.480	.377	11/22/13	PENN	w 86-55	15400
3 POINT FG-ATT	123-317	116-435	^ 11/28/13	vs Xavier	Wot 77-74	2258
3-point FG pct	.388	.267	^ 11/29/13	vs UTEP	w 89-53	2664
3-pt FG made per game	6.2	5.8	12/03/13	NOTRE DAME	w 98-93	15400
FREE THROWS-ATT	468-633	247-364	# 12/07/13	vs Drake	w 83-66	14512
Free throw pct	.739	.679	12/09/13	FAIRLEIGH DICKINSON	w 92-59	13501
F-Throws made per game	23.4	12.4	12/22/13	ARKANSAS PINE BLUFF	w 86-61	15400
REBOUNDS	871	663	* 12/31/13	NEBRASKA	w 67-57	15400
Rebounds per game	43.5	33.2	* 01/09/14	NORTHWESTERN	w 93-67	14016
Rebounding margin	+10.4	-	* 01/12/14	at Ohio State	w 84-74	18809
ASSISTS	342	231	* 01/19/14	MINNESOTA	w 94-73	15400
Assists per game	17.1	11.6	* 01/25/14	at Northwestern	w 76-50	8117
TURNOVERS	222	273	* 02/01/14	at Illinois	w 81-74	16618
Turnovers per game	11.1	13.7	* 02/08/14	MICHIGAN	w 85-67	15400
Turnover margin	+2.6	-	* 02/15/14	at Penn State	w 82-70	10428
Assist/turnover ratio	1.5	0.8	* 03/02/14	PURDUE	w 83-76	15400
STEALS	150	126				
Steals per game	7.5	6.3				
BLOCKS	114	64				
Blocks per game	5.7	3.2				
ATTENDANCE	192988	73406				
Home games-Avg/Game	13-14845	4-13493				
Neutral site-Avg/Game	-	3-6478				

\* = Conference game  
^ = Battle 4 Atlantis, Paradise Island, Bahamas  
# = Big Four Classic, Des Moines, Iowa

<b>Score by Periods</b>	<b>1st</b>	<b>2nd</b>	<b>OT</b>	<b>Totals</b>
Iowa	854	871	8	1733
Opponents	596	686	5	1287

**IOWA HAWKEYE BASKETBALL**  
**Iowa Combined Team Statistics (as of Mar 08, 2014)**  
**Games lost**

<b>RECORD:</b>	<b>OVERALL</b>	<b>HOME</b>	<b>AWAY</b>	<b>NEUTRAL</b>
ALL GAMES	0-11	0-4	0-6	0-1
CONFERENCE	0-9	0-4	0-5	0-0
NON-CONFERENCE	0-2	0-0	0-1	0-1

##	Player	gp-gs	min	avg	Total		3-Point		F-Throw		Rebounds				pf	dq	a	to	blk	stl	pts	avg
					fg-fga	fg%	3fg-fga	3fg%	ft-fa	ft%	off	def	tot	avg								
04	Marble, Roy Devyn	11-11	382	34.7	74-175	.423	21-55	.382	42-62	.677	7	32	39	3.5	30	0	48	25	3	14	211	19.2
30	White, Aaron	11-11	353	32.1	50-87	.575	4-13	.308	43-57	.754	24	61	85	7.7	15	1	12	24	7	13	147	13.4
10	Gesell, Mike	11-11	295	26.8	40-103	.388	8-34	.235	15-25	.600	4	16	20	1.8	28	1	43	14	2	15	103	9.4
02	Oglesby, Josh	9-1	185	20.6	22-50	.440	12-32	.375	4-5	.800	4	9	13	1.4	17	0	14	5	0	4	60	6.7
01	Basabe, Melsahn	10-9	186	18.6	27-53	.509	1-1	1.000	7-9	.778	18	26	44	4.4	15	0	4	10	6	7	62	6.2
34	Woodbury, Adam	11-11	199	18.1	22-38	.579	0-0	.000	18-29	.621	22	26	48	4.4	28	1	7	13	8	10	62	5.6
00	Olaseni, Gabriel	11-0	178	16.2	23-37	.622	0-0	.000	13-18	.722	17	23	40	3.6	22	0	4	9	9	2	59	5.4
20	Uthoff, Jarrod	11-0	158	14.4	20-54	.370	0-9	.000	8-10	.800	10	24	34	3.1	16	0	6	7	7	3	48	4.4
15	McCabe, Zach	11-1	176	16.0	15-51	.294	8-30	.267	6-8	.750	8	17	25	2.3	39	5	10	15	1	5	44	4.0
03	Jok, Peter	8-0	38	4.8	4-14	.286	3-10	.300	3-4	.750	0	1	1	0.1	5	0	2	3	0	2	14	1.8
05	Clemmons, Anthony	11-0	95	8.6	7-13	.538	1-5	.200	4-5	.800	2	8	10	0.9	15	0	13	9	0	0	19	1.7
42	Meyer, Kyle	1-0	1	1.0	0-0	.000	0-0	.000	0-0	.000	0	0	0	0.0	0	0	0	0	0	0	0	0.0
35	Stokes, Darius	4-0	4	1.0	0-0	.000	0-0	.000	0-0	.000	0	0	0	0.0	3	0	0	0	0	0	0	0.0
Team											24	11	35		1							
Total.....		11	2250		304-675	.450	58-189	.307	163-232	.703	140	254	394	35.8	234	8	163	134	43	75	829	75.4
Opponents.....		11	2250		295-613	.481	97-243	.399	202-279	.724	107	265	372	33.8	217	2	165	145	43	77	889	80.8

<b>TEAM STATISTICS</b>	<b>IOWA</b>	<b>OPP</b>
SCORING	829	889
Points per game	75.4	80.8
Scoring margin	-5.5	-
FIELD GOALS-ATT	304-675	295-613
Field goal pct	.450	.481
3 POINT FG-ATT	58-189	97-243
3-point FG pct	.307	.399
3-pt FG made per game	5.3	8.8
FREE THROWS-ATT	163-232	202-279
Free throw pct	.703	.724
F-Throws made per game	14.8	18.4
REBOUNDS	394	372
Rebounds per game	35.8	33.8
Rebounding margin	+2.0	-
ASSISTS	163	165
Assists per game	14.8	15.0
TURNOVERS	134	145
Turnovers per game	12.2	13.2
Turnover margin	+1.0	-
Assist/turnover ratio	1.2	1.1
STEALS	75	77
Steals per game	6.8	7.0
BLOCKS	43	43
Blocks per game	3.9	3.9
ATTENDANCE	61600	93827
Home games-Avg/Game	4-15400	6-15206
Neutral site-Avg/Game	-	1-2593

<b>Date</b>	<b>Opponent</b>		<b>Score</b>	<b>Att.</b>
^ 11/30/13	vs Villanova	Lot	83-88	2593
12/13/13	at Iowa State	L	82-85	14384
* 01/05/14	at Wisconsin	L	71-75	17249
* 01/22/14	at Michigan	L	67-75	12707
* 01/28/14	MICHIGAN STATE	Lot	69-71	15400
* 02/04/14	OHIO STATE	L	69-76	15400
* 02/22/14	WISCONSIN	L	74-79	15400
* 02/25/14	at Minnesota	L	89-95	14625
* 02/27/14	at Indiana	L	86-93	17472
* 03/06/14	at Michigan State	L	76-86	14797
* 03/08/14	ILLINOIS	L	63-66	15400

\* = Conference game

^ = Battle 4 Atlantis, Paradise Island, Bahamas

# = Big Four Classic, Des Moines, Iowa

<b>Score by Periods</b>	<b>1st</b>	<b>2nd</b>	<b>OT</b>	<b>Totals</b>
Iowa	424	386	19	829
Opponents	398	465	26	889





# IOWA HAWKEYE BASKETBALL

## Updated Iowa Player Bio

### Melsahn Basabe



1

**Sr., 6-7, 220, Forward**  
**Glen Cove, N.Y.**  
**St. Mark's**

- Became the 42nd player in Iowa history to record 1,000 career points when he surpassed 1,000-point threshold vs. Northwestern (Jan. 9)
- Played just one minute vs. Wisconsin (Feb. 22) and did not play at Minnesota (Feb. 25) due to illness
- His 134 games played tie as the second most in program history; his next start will be his 100th
- His 742 rebounds are the most among active Big Ten players
- His 147 career blocks ranks fourth all-time at Iowa
- Made his first career 3-pointer in his 132nd game at Michigan State (March 6)
- Three double-doubles this season and 15 in his career
- Posted double figures nine times this season
- Ranks 15th in Big Ten rebounding (5.7)
- Sank 13 of his last 15 free throw attempts (.867)
- One of only four Hawkeyes to lead the team in blocks three-straight seasons
- Scored a season-high 12 points vs. Maryland Eastern Shore
- Netted 10 points in win over UTEP
- Collected a career-high three steals vs. Villanova
- Scored a team-high 15 points, while also snagging eight rebounds in win over Drake
- Posted first double-double of the season and 13th of his career in win over FDU (12 points and 11 rebounds)
- Grabbed a game-high nine boards at #4 Wisconsin
- Recorded his second double-double of the year in home win over Northwestern, scoring 16 points to go along with 10 rebounds
- Posted his second straight double-double (11 points and 10 rebounds) in road win at #3 Ohio State

### 2013-14 Game-by-Game

				Total		3-Pointers		Free throws		Rebounds											
Opponent	Date	gs	min	fg-fga	pct	3fg-fga	pct	ft-fa	pct	off	def	tot	avg	pf	a	t/o	blk	stl	pts	avg	
UNC WILMINGTON	11/08/13	*	13	4-6	.667	0-0	.000	0-0	.000	1	5	6	6.0	1	0	0	1	0	8	8.0	
NEBRASKA-OMAHA	11/10/13	*	19	2-5	.400	0-0	.000	3-4	.750	2	7	9	7.5	3	1	0	2	1	7	7.5	
MD. EASTERN SHORE	11/14/13	*	20	2-3	.667	0-0	.000	8-12	.667	2	5	7	7.3	0	0	0	0	0	12	9.0	
ABILENE CHRISTIAN	11/17/13	*	13	2-4	.500	0-0	.000	0-0	.000	1	3	4	6.5	0	0	1	0	0	4	7.8	
PENN	11/22/13	*	19	1-5	.200	0-0	.000	3-4	.750	3	3	6	6.4	1	0	0	0	1	5	7.2	
vs Xavier	11/28/13	*	18	2-5	.400	0-0	.000	0-2	.000	2	2	4	6.0	0	0	1	1	0	4	6.7	
vs UTEP	11/29/13	*	19	5-8	.625	0-0	.000	0-0	.000	0	7	7	6.1	0	0	0	1	0	10	7.1	
vs Villanova	11/30/13	*	25	1-6	.167	0-0	.000	0-0	.000	1	5	6	6.1	3	1	1	0	3	2	6.5	
NOTRE DAME	12/03/13	*	12	3-4	.750	0-0	.000	0-0	.000	0	1	1	5.6	1	0	1	1	0	6	6.4	
vs Drake	12/07/13	*	22	7-10	.700	0-0	.000	1-2	.500	2	6	8	5.8	2	0	1	1	0	15	7.3	
FAIRLEIGH DICKINSON	12/09/13	*	16	5-7	.714	0-0	.000	2-4	.500	4	7	11	6.3	3	0	3	2	0	12	7.7	
at Iowa State	12/13/13	*	17	2-4	.500	0-0	.000	0-0	.000	2	4	6	6.3	3	0	2	0	0	4	7.4	
ARKANSAS PINE BLUFF	12/22/13	*	20	3-5	.600	0-0	.000	3-5	.600	2	3	5	6.2	1	0	4	1	1	9	7.5	
NEBRASKA	12/31/13	*	23	2-5	.400	0-0	.000	1-2	.500	1	6	7	6.2	1	0	1	3	1	5	7.4	
at Wisconsin	01/05/14	*	18	0-2	.000	0-0	.000	2-2	1.000	2	7	9	6.4	3	0	2	2	0	2	7.0	
NORTHWESTERN	01/09/14	*	24	5-5	1.000	0-0	.000	6-10	.600	3	7	10	6.6	1	0	2	1	0	16	7.6	
at Ohio State	01/12/14	*	18	4-5	.800	0-0	.000	3-4	.750	2	8	10	6.8	4	1	1	0	0	11	7.8	
MINNESOTA	01/19/14	*	19	2-2	1.000	0-0	.000	2-2	1.000	2	5	7	6.8	4	0	2	0	0	6	7.7	
at Michigan	01/22/14	*	31	7-12	.583	0-0	.000	3-4	.750	3	3	6	6.8	1	0	0	1	1	17	8.2	
at Northwestern	01/25/14	*	15	3-3	1.000	0-0	.000	2-2	1.000	1	3	4	6.7	0	1	2	1	0	8	8.2	
MICHIGAN STATE	01/28/14	*	28	3-8	.375	0-0	.000	2-2	1.000	4	2	6	6.6	2	0	2	0	2	8	8.1	
at Illinois	02/01/14	*	23	2-4	.500	0-0	.000	0-0	.000	2	2	4	6.5	2	0	0	0	1	4	8.0	
OHIO STATE	02/04/14	*	14	2-3	.667	0-0	.000	0-0	.000	2	2	4	6.4	0	0	1	1	0	4	7.8	
MICHIGAN	02/08/14	*	16	4-10	.400	0-0	.000	0-0	.000	5	5	10	6.5	1	2	0	0	0	8	7.8	
at Penn State	02/15/14	*	26	6-9	.667	0-0	.000	4-4	1.000	2	6	8	6.6	2	0	2	4	0	16	8.1	
WISCONSIN	02/22/14	*	1	0-0	.000	0-0	.000	0-0	.000	0	0	0	6.3	0	0	0	0	0	0	7.8	
at Indiana	02/27/14	*	20	7-11	.636	0-0	.000	0-0	.000	2	0	2	6.2	2	1	1	0	0	14	8.0	
PURDUE	03/02/14	*	11	1-2	.500	0-0	.000	0-0	.000	0	0	0	6.0	2	1	0	0	0	2	7.8	
at Michigan State	03/06/14	*	18	2-3	.667	1-1	1.000	0-0	.000	0	2	2	5.8	1	1	1	1	0	5	7.7	
ILLINOIS	03/08/14	*	14	3-4	.750	0-0	.000	0-1	.000	2	1	3	5.7	0	1	0	1	1	6	7.7	
Totals			29	552	92-160	.575	1-1	1.000	45-66	.682	55	117	172	5.7	44	10	31	25	12	230	7.7

Games played: 30  
Minutes/game: 18.4  
Points/game: 7.7  
FG Pct: 57.5  
3FG Pct: 100.0  
FT Pct: 68.2

Rebounds/game: 5.7  
Assists/game: 0.3  
Turnovers/game: 1.0  
Assist/turnover ratio: 0.3  
Steals/game: 0.4  
Blocks/game: 0.8

- Grabbed a team-high seven rebounds in home win over Minnesota
- Netted a season-high 17 points, 15 in the first half, and grabbed six boards at #21 Michigan
- Led team in rebounding (10), scored eight points and matched a season high with two assists in home win over #10 Michigan
- Led team in rebounding (8), scoring (16) and blocked shots (4) in road win at Penn State; it marked only the second time a Hawkeye posted 16+ points, 8+ rebounds and 4+ blocks in a game since 1996-97
- Tallied 14 points on 7-of-11 shooting at Indiana

### Personal Bests

**Points:** 25 at Michigan, 1/30/11  
**Rebounds:** 14 vs. Iowa State, 12/10/10  
**FGM:** 9 at Michigan, 1/30/11  
**FGA:** 14 vs. Iowa State, 12/10/10  
**FTM:** 8, 3x, last vs. Penn State, 1/31/13  
**FTA:** 11 vs. Ohio State, 1/4/11  
**Assists:** 2, 5x, last vs. Michigan, 2/8/14  
**Steals:** 3 vs. Villanova, 11/30/13  
**Blocks:** 7 vs. Iowa State, 12/10/10  
**Minutes:** 37 vs. Wisconsin, 2/9/11

### CAREER STATISTICS

YEAR	G/GS	FG-A	PCT	3-PT	PCT	FT-A	PCT	RB	AVG	PF-FO	AS	TO	BK	ST	PTS	AVG
Fresh.	31/31	131-229	.572	0-0	.000	80-112	.714	210	6.8	83-2	9	65	41	12	342	11.0
Soph.	35/21	109-208	.524	0-0	.000	69-105	.657	168	4.8	71-1	11	45	36	18	287	8.2
Junior	38/18	99-206	.481	0-1	.000	61-93	.656	192	5.1	62-0	18	37	45	16	259	6.9
Senior	30/29	92-160	.575	1-1	1.000	45-66	.682	172	5.7	44-0	10	31	25	12	230	7.7
TOTALS	134/99	431-803	.537	1-2	.500	255-376	.678	742	5.5	260-4	48	178	147	58	1,118	8.3



# IOWA HAWKEYE BASKETBALL

## Updated Iowa Player Bio

### Anthony Clemmons



5

**So., 6-1, 195, Guard**  
**Lansing, Mich.**  
**Sexton HS**

- Averaged 4.7 assists at Battle 4 Atlantis
- Shooting 51 percent (23-of-45) from the field
- Blocked a career-high two shots, while also scoring a season-high 11 points in win over Nebraska-Omaha
- Scored six points or more in 6-of-8 games, including a season-high 11 against Nebraska-Omaha
- Tied for the team lead in assists (3) in victory over Penn
- His four rebounds and 29 minutes in overtime win over Xavier tied career highs
- Equalled a career high with two 3-pointers in win over Arkansas-Pine Bluff
- Tied a career high with four rebounds, three assists and a steal in only 13 minutes in win at Illinois
- Did not play in Iowa's game at Penn State (Feb. 15) due to an injured ankle
- Matched career-high with four rebounds at Minnesota

#### Personal Bests

**Points:** 14 vs. Iowa State, 12/7/12  
**Rebounds:** 4, 6x, last at Minnesota, 2/25/14  
**FGM:** 5 vs. Iowa State, 12/7/12  
**FGA:** 8 vs. Iowa State, 12/7/12  
**3-pt FG:** 2, 4x, last vs. Ark.-Pine Bluff, 12/22/13  
**3-pt FGA:** 4, 3x, last at Ohio State, 1/22/13  
**FTM:** 5 vs. Penn State, 1/31/13  
**FTA:** 6 vs. 2x, last at Penn, 11/22/13  
**Assists:** 9 vs. Coppin State, 12/22/12  
**Steals:** 3, 3x, last vs. Michigan State, 3/15/13  
**Blocks:** 2, vs. Nebraska-Omaha, 11/10/13  
**Minutes:** 29, 2x, last vs. Xavier, 11/2/13

### 2013-14 Game-by-Game

Opponent	Date	gs	min	Total		3-Pointers		Free throws		Rebounds				pf	a	t/o	blk	stl	pts	avg
				fg-fga	pct	3fg-fga	pct	ft-fa	pct	off	def	tot	avg							
UNC WILMINGTON	11/08/13	20	2-3	.667	0-0	.000	2-4	.500	0	3	3	3.0	0	5	1	1	1	1	6	6.0
NEBRASKA-OMAHA	11/10/13	25	4-5	.800	1-2	.500	2-3	.667	1	1	2	2.5	0	1	3	2	1	11	8.5	
MD. EASTERN SHORE	11/14/13	13	1-1	1.000	0-0	.000	0-0	.000	0	3	3	2.7	2	4	0	0	1	2	6.3	
ABILENE CHRISTIAN	11/17/13	17	2-3	.667	0-0	.000	3-3	1.000	0	3	3	2.8	0	3	0	0	1	7	6.5	
PENN	11/22/13	17	1-3	.333	1-2	.500	4-6	.667	0	0	0	2.2	1	3	2	0	1	7	6.6	
vs Xavier	11/28/13	29	0-1	.000	0-0	.000	3-5	.600	0	3	3	2.3	2	7	2	0	1	3	6.0	
vs UTEP	11/29/13	15	2-2	1.000	1-1	1.000	1-2	.500	0	4	4	2.6	1	4	0	0	1	6	6.0	
vs Villanova	11/30/13	25	2-3	.667	1-2	.500	1-1	1.000	0	2	2	2.5	4	3	2	0	0	6	6.0	
NOTRE DAME	12/03/13	19	0-3	.000	0-1	.000	0-0	.000	1	1	2	2.4	1	2	1	0	0	0	5.3	
vs Drake	12/07/13	14	0-1	.000	0-1	.000	2-2	1.000	0	0	0	2.2	0	2	1	0	0	2	5.0	
FAIRLEIGH DICKINSON	12/09/13	10	2-3	.667	0-0	.000	0-0	.000	1	1	2	2.2	3	1	0	0	0	4	4.9	
at Iowa State	12/13/13	14	1-2	.500	0-1	.000	0-0	.000	0	0	0	2.0	1	3	1	0	0	2	4.7	
ARKANSAS PINE BLUFF	12/22/13	19	2-3	.667	2-3	.667	0-0	.000	0	1	1	1.9	1	2	2	1	0	6	4.8	
NEBRASKA	12/31/13	15	0-0	.000	0-0	.000	2-4	.500	0	1	1	1.9	4	1	2	0	0	2	4.6	
at Wisconsin	01/05/14	9	0-1	.000	0-0	.000	0-0	.000	0	0	0	1.7	3	1	1	0	0	0	4.3	
NORTHWESTERN	01/09/14	9	0-1	.000	0-0	.000	1-2	.500	0	0	0	1.6	1	1	2	0	1	1	4.1	
at Ohio State	01/12/14	5	0-0	.000	0-0	.000	0-0	.000	0	2	2	1.6	0	1	0	0	1	0	3.8	
MINNESOTA	01/19/14	5	0-0	.000	0-0	.000	0-2	.000	0	0	0	1.6	1	0	0	0	0	0	3.6	
at Michigan	01/22/14	5	0-0	.000	0-0	.000	0-0	.000	0	1	1	1.5	0	1	1	0	0	0	3.4	
at Northwestern	01/25/14	11	0-1	.000	0-0	.000	0-0	.000	0	0	0	1.5	1	0	0	0	1	0	3.3	
MICHIGAN STATE	01/28/14	11	0-0	.000	0-0	.000	2-2	1.000	0	0	0	1.4	2	1	1	0	0	2	3.2	
at Illinois	02/01/14	13	0-2	.000	0-0	.000	0-1	.000	2	2	4	1.5	0	3	1	0	1	0	3.0	
OHIO STATE	02/04/14	6	1-1	1.000	0-0	.000	0-0	.000	0	0	0	1.4	3	0	0	0	0	2	3.0	
MICHIGAN	02/08/14	4	0-0	.000	0-0	.000	0-0	.000	0	0	0	1.4	0	1	1	0	0	0	2.9	
WISCONSIN	02/22/14	4	1-1	1.000	0-0	.000	0-0	.000	1	0	1	1.4	0	0	0	0	0	2	2.8	
at Minnesota	02/25/14	8	1-1	1.000	0-0	.000	0-0	.000	1	3	4	1.5	1	1	1	0	0	2	2.8	
at Indiana	02/27/14	3	0-3	.000	0-2	.000	1-2	.500	0	1	1	1.4	1	0	0	0	0	1	2.7	
PURDUE	03/02/14	3	0-0	.000	0-0	.000	0-0	.000	0	0	0	1.4	0	0	1	0	0	0	2.6	
at Michigan State	03/06/14	7	1-1	1.000	0-0	.000	0-0	.000	0	1	1	1.4	0	2	1	0	0	2	2.6	
ILLINOIS	03/08/14	3	0-0	.000	0-0	.000	0-0	.000	0	0	0	1.3	0	1	1	0	0	0	2.5	
<b>Totals</b>		0	358	23-45	.511	6-15	.400	24-39	.615	7	33	40	1.3	33	54	28	4	11	76	2.5

Games played: 30  
 Minutes/game: 11.9  
 Points/game: 2.5  
 FG Pct: 51.1  
 3FG Pct: 40.0  
 FT Pct: 61.5

Rebounds/game: 1.3  
 Assists/game: 1.8  
 Turnovers/game: 0.9  
 Assist/turnover ratio: 1.9  
 Steals/game: 0.4  
 Blocks/game: 0.1

#### CAREER STATISTICS

YEAR	G/GS	FG-A	PCT	3-PT	PCT	FT-A	PCT	RB	AVG	PF-FO	AS	TO	BK	ST	PTS	AVG
Fresh.	38/13	55-146	.377	17-47	.362	38-52	.731	62	1.6	68-1	105	63	8	21	165	4.3
Soph.	30/0	23-45	.511	6-15	.400	24-39	.615	40	1.3	33-0	54	28	4	11	76	2.5
<b>TOTALS</b>	<b>68/13</b>	<b>78-191</b>	<b>.408</b>	<b>23-62</b>	<b>.371</b>	<b>62-91</b>	<b>.681</b>	<b>102</b>	<b>1.5</b>	<b>101-1</b>	<b>159</b>	<b>91</b>	<b>12</b>	<b>32</b>	<b>241</b>	<b>3.5</b>



# IOWA HAWKEYE BASKETBALL

## Updated Iowa Player Bio

### Kyle Denning



13

**Jr., 6-1, 160, Guard**  
**Cedar Falls, Iowa**  
**Northern University HS**

- Non-scholarship athlete
- Saw action in 26 career games, including 10 this season
- Scored a single-season-high 10 points through six games this season
- Made one basket in all 5-of-7 games played this year
- Drained a 3-pointer in wins over UNC Wilmington and Maryland-Eastern Shore
- Played a career-high eight minutes against Maryland Eastern Shore and Abilene Christian
- Tallied two points and had a rebound in victory over Penn
- Scored two points in win over FDU
- Netted two points and had an assist in win over Arkansas-Pine Bluff

#### Personal Bests

**Points:** 6 vs. SC State, 12/19/12  
**Rebounds:** 1, 5x, last vs. Penn, 11/22/13  
**FGM:** 2 vs. SC State, 12/19/12  
**FGA:** 4 vs. ACU, 11/17/13  
**3-pt FG:** 2 vs. SC State, 12/19/12  
**3-pt FGA:** 3, 2x, last vs. ACU, 11/17/13  
**FTM:** 2 vs. Chicago State, 11/11/11  
**FTA:** 2 vs. Chicago State, 11/11/11  
**Assists:** 2 vs. 2x, last vs. ACU, 11/17/13  
**Steals:** 1 vs. 2x, last vs. ACU, 11/17/13  
**Blocks:** - - -  
**Minutes:** 8, 2x, last vs. ACU, 11/17/13

### 2013-14 Game-by-Game

Opponent	Date	gs	min	Total		3-Pointers		Free throws		Rebounds				pf	a	t/o	blk	stl	pts	avg
				fg-fga	pct	3fg-fga	pct	ft-fa	pct	off	def	tot	avg							
UNC WILMINGTON	11/08/13	6	1-1	1.000	1-1	1.000	0-0	.000	0	1	1	1.0	0	0	0	0	0	0	3	3.0
MD. EASTERN SHORE	11/14/13	8	1-2	.500	1-2	.500	0-0	.000	0	1	1	1.0	1	1	0	0	0	0	3	3.0
ABILENE CHRISTIAN	11/17/13	8	1-4	.250	0-3	.000	0-0	.000	0	0	0	0.7	0	2	0	0	0	1	2	2.7
PENN	11/22/13	5	1-1	1.000	0-0	.000	0-0	.000	0	1	1	0.8	0	0	0	0	0	0	2	2.5
vs UTEP	11/29/13	3	0-0	.000	0-0	.000	0-0	.000	0	0	0	0.6	0	0	0	0	0	0	0	2.0
vs Drake	12/07/13	1	0-0	.000	0-0	.000	0-0	.000	0	0	0	0.5	0	0	0	0	0	0	0	1.7
FAIRLEIGH DICKINSON	12/09/13	5	1-2	.500	0-1	.000	0-0	.000	0	0	0	0.4	0	0	0	0	0	0	2	1.7
ARKANSAS PINE BLUFF	12/22/13	5	1-1	1.000	0-0	.000	0-0	.000	0	0	0	0.4	0	1	1	0	0	0	2	1.8
at Northwestern	01/25/14	1	0-0	.000	0-0	.000	0-0	.000	0	0	0	0.3	0	0	0	0	0	0	0	1.6
MICHIGAN	02/08/14	1	0-0	.000	0-0	.000	0-0	.000	0	0	0	0.3	0	0	0	0	0	0	0	1.4
Totals		0	43	6-11	.545	2-7	.286	0-0	.000	0	3	3	0.3	1	4	1	0	1	14	1.4

Games played: 10  
 Minutes/game: 4.3  
 Points/game: 1.4  
 FG Pct: 54.5  
 3FG Pct: 28.6

Rebounds/game: 0.3  
 Assists/game: 0.4  
 Turnovers/game: 0.1  
 Assist/turnover ratio: 4.0  
 Steals/game: 0.1

#### CAREER STATISTICS

YEAR	G/GS	FG-A	PCT	3-PT	PCT	FT-A	PCT	RB	AVG	PF-FO	AS	TO	BK	ST	PTS	AVG
Fresh.	4/0	1-2	.500	0-1	.000	2-2	1.000	1	0.3	0-0	0	1	0	0	4	1.0
Soph.	12/0	2-4	.500	2-4	.500	0-0	.000	1	0.1	1-0	3	2	0	1	6	0.5
Junior	10/0	6-11	.545	2-7	.286	0-0	.000	3	0.3	1-0	4	1	0	1	14	1.4
TOTALS	26/0	9-17	.529	4-12	.333	2-2	1.000	5	0.2	2-0	7	4	0	2	24	0.9



# IOWA HAWKEYE BASKETBALL

## Updated Iowa Player Bio

### Mike Gesell



10

**So., 6-1, 190, Guard**  
**South Sioux City, Neb.**  
**South Sioux City HS**

- Iowa men's basketball Big Ten Sportsmanship Award honoree
- Leads Big Ten and ranks 17th in the country in assist-to-turnover ratio (2.9)
- Averaged 11.2 points and 4.8 assists the last nine games
- Scored in double figures 28 career times, including seven of the last nine contests
- Posted season bests in assists, steals, and free throw attempts as a sophomore
- Ranks first on the team and tied for fifth in the Big Ten in assists (3.9) and ninth in the league in steals (1.3)
- Credited with five assists or more 13 times this season, including dishing out 40 combined dimes the last eight contests (5.0 avg.)
- Drained 2+ triples in seven games this year; has made at least one in nine of the last 10 games
- Scored 10 points in victory over Penn
- Scored 10 points in back-to-back games against Villanova and Notre Dame
- Registered 11 points, and six assists and no turnovers at #16 Iowa State
- Posted game highs in assists (7) and steals (3) to go along with nine points at #4 Wisconsin
- Tallied nine points, six assists and two steals in home win over Northwestern
- Scored 11 points and dished out three assists in road win at #3 Ohio State
- Dished out a game-high five assists to go along with 11 points in home win over Minnesota
- Matched a season high with 11 points to go along with six assists and a team-high two steals in road win at Northwestern
- Tallied a season-high 16 points to go along with three assists in home game vs. #25 Ohio State

### 2013-14 Game-by-Game

Opponent	Date	gs	min	Total		3-Pointers		Free throws		Rebounds				pf	a	t/o	blk	stl	pts	avg
				fg-fga	pct	3fg-fga	pct	ft-fa	pct	off	def	tot	avg							
UNC WILMINGTON	11/08/13	*	15	1-3	.333	0-1	.000	1-2	.500	0	0	0	0.0	0	3	0	0	2	3	3.0
NEBRASKA-OMAHA	11/10/13	*	14	0-0	.000	0-0	.000	1-2	.500	0	1	1	0.5	0	1	2	0	0	1	2.0
MD. EASTERN SHORE	11/14/13	*	17	3-5	.600	2-3	.667	0-0	.000	0	1	1	0.7	4	7	1	0	0	8	4.0
ABILENE CHRISTIAN	11/17/13	*	21	1-6	.167	1-4	.250	0-0	.000	1	2	3	1.3	0	3	0	0	2	3	3.8
PENN	11/22/13	*	21	4-10	.400	2-6	.333	0-0	.000	0	0	0	1.0	2	2	0	0	2	10	5.0
vs Xavier	11/28/13	*	27	3-11	.273	1-3	.333	0-0	.000	0	2	2	1.2	3	2	0	0	0	7	5.3
vs UTEP	11/29/13	*	24	2-5	.400	1-2	.500	0-0	.000	0	3	3	1.4	1	7	1	0	1	5	5.3
vs Villanova	11/30/13	*	29	4-7	.571	2-3	.667	0-0	.000	0	0	0	1.3	5	3	0	1	2	10	5.9
NOTRE DAME	12/03/13	*	22	3-6	.500	2-3	.667	2-2	1.000	1	4	5	1.7	2	2	2	0	2	10	6.3
vs Drake	12/07/13	*	16	1-4	.250	0-1	.000	0-0	.000	0	3	3	1.8	3	2	1	0	0	2	5.9
FAIRLEIGH DICKINSON	12/09/13	*	21	1-5	.200	0-1	.000	4-4	1.000	0	2	2	1.8	1	5	1	0	2	6	5.9
at Iowa State	12/13/13	*	26	4-8	.500	1-3	.333	2-5	.400	1	1	2	1.8	3	6	0	0	0	11	6.3
ARKANSAS PINE BLUFF	12/22/13	*	14	2-3	.667	0-1	.000	0-0	.000	1	3	4	2.0	1	1	3	0	1	4	6.2
NEBRASKA	12/31/13	*	19	2-5	.400	0-1	.000	3-6	.500	0	1	1	1.9	1	3	4	0	2	7	6.2
at Wisconsin	01/05/14	*	29	3-12	.250	0-3	.000	3-5	.600	1	2	3	2.0	1	7	1	0	3	9	6.4
NORTHWESTERN	01/09/14	*	25	3-5	.600	2-3	.667	1-2	.500	0	2	2	2.0	1	6	1	1	2	9	6.6
at Ohio State	01/12/14	*	26	3-7	.429	1-4	.250	4-4	1.000	2	3	5	2.2	2	3	3	0	1	11	6.8
MINNESOTA	01/19/14	*	27	4-9	.444	0-2	.000	3-5	.600	0	2	2	2.2	2	5	1	0	1	11	7.1
at Michigan	01/22/14	*	30	2-4	.500	0-0	.000	0-0	.000	1	2	3	2.2	3	2	1	0	1	4	6.9
at Northwestern	01/25/14	*	26	5-10	.500	1-3	.333	0-0	.000	0	1	1	2.2	2	6	1	0	2	11	7.1
MICHIGAN STATE	01/28/14	*	25	1-6	.167	0-2	.000	4-6	.667	0	1	1	2.1	1	0	0	0	2	6	7.0
at Illinois	02/01/14	*	21	2-5	.400	1-3	.333	3-4	.750	0	1	1	2.0	2	3	3	0	0	8	7.1
OHIO STATE	02/04/14	*	25	7-11	.636	1-4	.250	1-2	.500	0	1	1	2.0	3	3	1	0	1	16	7.5
MICHIGAN	02/08/14	*	29	3-5	.600	2-2	1.000	2-2	1.000	0	4	4	2.1	1	8	1	0	3	10	7.6
at Penn State	02/15/14	*	30	4-8	.500	4-5	.800	1-2	.500	0	2	2	2.1	1	7	2	1	1	13	7.8
WISCONSIN	02/22/14	*	22	4-10	.400	1-4	.250	1-1	1.000	0	3	3	2.1	3	2	2	0	0	10	7.9
at Minnesota	02/25/14	*	29	6-15	.400	1-5	.200	0-1	.000	0	0	0	2.0	4	6	0	1	1	13	8.1
at Indiana	02/27/14	*	26	3-12	.250	0-4	.000	0-1	.000	0	3	3	2.1	2	7	5	0	2	6	8.0
PURDUE	03/02/14	*	27	3-11	.273	1-4	.250	8-11	.727	0	3	3	2.1	2	3	1	0	2	15	8.2
at Michigan State	03/06/14	*	22	2-5	.400	1-2	.500	2-2	1.000	0	0	0	2.0	1	2	4	0	1	7	8.2
ILLINOIS	03/08/14	*	32	4-13	.308	1-4	.250	2-2	1.000	1	3	4	2.1	2	5	0	0	2	11	8.3
Totals		31	737	90-226	.398	29-86	.337	48-71	.676	9	56	65	2.1	59	122	42	4	41	257	8.3

Games played: 31  
Minutes/game: 23.8  
Points/game: 8.3  
FG Pct: 39.8  
3FG Pct: 33.7  
FT Pct: 67.6

Rebounds/game: 2.1  
Assists/game: 3.9  
Turnovers/game: 1.4  
Assist/turnover ratio: 2.9  
Steals/game: 1.3  
Blocks/game: 0.1

- Equaled a career high with eight assists -- committing only one turnover -- while also registering 10 points and a season-high three steals in home win over #10 Michigan
- Scored 13 points, equaling a career high with four 3-pointers made, and dished out a game-high seven assists in road win at Penn State
- Netted 10 points in home game vs. Wisconsin
- Tallied 13 points and six assists at Minnesota, with no turnovers in 29 minutes
- Dished out a game-high seven assists and netted six points at Indiana
- Scored 15 points and collected two steals, three assists and three rebounds in win over Purdue
- Posted 11 points, four rebounds, two steals and a game-high five assists in home game vs. Illinois

#### Personal Bests

**Points:** 23 vs. UNI, 12/15/12  
**Rebounds:** 6, 2x, last at Minnesota, 2/3/13  
**FGM:** 7 vs. Western Kentucky, 11/20/12  
**FGA:** 15, 2x, last at Minnesota, 2/25/14  
**3-pt FG:** 4, 2x, last at Penn State, 2/15/14  
**3-pt FGA:** 6, 2x, last vs. UNI, 12/15/12  
**FTM:** 8 vs. Purdue, 3/2/14  
**FTA:** 11 vs. Purdue, 3/2/14  
**Assists:** 8, 2x, last vs. Michigan, 2/8/14  
**Steals:** 4 vs. Minnesota, 2/17/13  
**Blocks:** 1, 13x, last vs. Minnesota, 2/25/14  
**Minutes:** 42 at Wisconsin, 2/6/13

#### CAREER STATISTICS

YEAR	G/GS	FG-A	PCT	3-PT	PCT	FT-A	PCT	RB	AVG	PF-FO	AS	TO	BK	ST	PTS	AVG
Fresh.	34/30	106-263	.403	33-104	.317	50-63	.794	88	2.6	63-0	89	59	10	40	295	8.7
Soph.	31/31	90-226	.398	29-86	.337	48-71	.676	65	2.1	59-1	122	42	4	41	257	8.3
TOTALS	65/61	196-489	.401	62-190	.326	98-134	.731	153	2.4	122-1	211	101	14	81	552	8.5



# IOWA HAWKEYE BASKETBALL

## Updated Iowa Player Bio

### Peter Jok



3

**Fr., 6-6, 200, Guard**  
**West Des Moines, Iowa**  
**Valley HS**

- Did not play at Penn State (Feb. 15) due to injury
- Played in 25 games, scoring in double figures six times
- Made a 3-pointer in each of his last two games (at Michigan State and vs. Illinois)
- Missed only seven free throws (27-of-34)
- Scored 11 points and snagged a personal-best five rebounds in win over UNC Wilmington
- Netted a personal-best 15 points, bolstered by 3-5 shooting from 3-point range, in win over Abilene Christian
- Scored 14 points, shooting 2-of-4 from 3-point range in win over UTEP
- Tallied 14 points and grabbed a personal-best seven rebounds in win over Drake
- Dished out a personal-best four assists to go along with 11 points in win over FDU
- Equaled a personal best with four assists in win over Arkansas-Pine Bluff
- Scored six points and equaled a personal best with two steals at #22 Michigan State
- Posted three points and two assists in home game vs. Illinois

#### Personal Bests

**Points:** 15 vs. ACU, 11/17/13  
**Rebounds:** 7 vs. Drake, 12/7/13  
**FGM:** 6 vs. ACU, 11/17/13  
**FGA:** 13 vs. UNC Wilmington, 11/8/13  
**3-pt FG:** 3 vs. ACU, 11/17/13  
**3-pt FGA:** 5, 2x, last vs. ACU, 11/17/13  
**FTM:** 4, UTEP, 11/29/13  
**FTA:** 5 vs. UTEP, 11/29/13  
**Assists:** 4, 2x, last vs. Ark.-Pine Bluff, 12/22/13  
**Steals:** 2, 2x, last at Michigan State, 3/6/14  
**Blocks:** 1, 2x, last vs. Xavier, 11/25/13  
**Minutes:** 24, 2x, last vs. FDU, 12/9/13

### 2013-14 Game-by-Game

Opponent	Date	gs	min	Total		3-Pointers		Free throws		Rebounds				pf	a	t/o	blk	stl	pts	avg
				fg-fga	pct	3fg-fga	pct	ft-fa	pct	off	def	tot	avg							
UNC WILMINGTON	11/08/13	20	5-13	.385	1-5	.200	0-0	.000	2	3	5	5.0	0	1	1	0	0	0	11	11.0
NEBRASKA-OMAHA	11/10/13	9	1-6	.167	1-3	.333	0-0	.000	0	0	0	2.5	1	1	0	0	0	3	7.0	
MD. EASTERN SHORE	11/14/13	24	1-5	.200	0-1	.000	8-8	1.000	0	2	2	2.3	2	2	3	0	1	10	8.0	
ABILENE CHRISTIAN	11/17/13	20	6-8	.750	3-5	.600	0-1	.000	0	0	0	1.8	2	3	0	1	2	15	9.8	
PENN	11/22/13	14	2-4	.500	1-2	.500	3-4	.750	0	1	1	1.6	2	0	0	0	0	8	9.4	
vs Xavier	11/28/13	9	0-2	.000	0-2	.000	0-0	.000	0	1	1	1.5	0	0	1	1	0	0	7.8	
vs UTEP	11/29/13	17	4-9	.444	2-4	.500	4-5	.800	0	0	0	1.3	3	1	1	0	0	14	8.7	
vs Villanova	11/30/13	5	1-6	.167	1-4	.250	0-0	.000	0	1	1	1.3	0	0	0	0	0	3	8.0	
NOTRE DAME	12/03/13	3	1-3	.333	1-2	.500	0-0	.000	0	0	0	1.1	1	0	0	0	0	3	7.4	
vs Drake	12/07/13	20	5-12	.417	1-5	.200	3-4	.750	3	4	7	1.7	1	1	0	0	1	14	8.1	
FAIRLEIGH DICKINSON	12/09/13	24	4-7	.571	1-2	.500	2-2	1.000	0	2	2	1.7	0	4	0	0	1	11	8.4	
at Iowa State	12/13/13	8	0-2	.000	0-2	.000	2-2	1.000	0	0	0	1.6	0	0	2	0	0	2	7.8	
ARKANSAS PINE BLUFF	12/22/13	14	0-2	.000	0-1	.000	1-2	.500	0	3	3	1.7	0	4	4	0	1	1	7.3	
NEBRASKA	12/31/13	4	0-0	.000	0-0	.000	1-2	.500	0	0	0	1.6	0	0	0	0	0	1	6.9	
NORTHWESTERN	01/09/14	7	0-0	.000	0-0	.000	2-2	1.000	0	1	1	1.5	0	0	0	0	0	2	6.5	
MINNESOTA	01/19/14	5	1-3	.333	0-0	.000	0-0	.000	0	1	1	1.5	0	0	0	0	0	2	6.3	
at Northwestern	01/25/14	2	0-0	.000	0-0	.000	0-0	.000	0	1	1	1.5	1	0	0	0	0	0	5.9	
at Illinois	02/01/14	2	0-0	.000	0-0	.000	0-0	.000	0	0	0	1.4	0	0	0	0	0	0	5.6	
OHIO STATE	02/04/14	5	0-1	.000	0-1	.000	0-0	.000	0	0	0	1.3	0	0	0	0	0	0	5.3	
MICHIGAN	02/08/14	2	0-0	.000	0-0	.000	0-0	.000	0	0	0	1.3	0	0	0	0	0	0	5.0	
WISCONSIN	02/22/14	1	0-0	.000	0-0	.000	0-0	.000	0	0	0	1.2	1	0	0	0	0	0	4.8	
at Minnesota	02/25/14	4	0-1	.000	0-0	.000	0-0	.000	0	0	0	1.1	2	0	0	0	0	0	4.5	
at Indiana	02/27/14	1	0-0	.000	0-0	.000	0-0	.000	0	0	0	1.1	0	0	0	0	0	0	4.3	
at Michigan State	03/06/14	3	2-2	1.000	1-1	1.000	1-2	.500	0	0	0	1.0	0	0	0	0	2	6	4.4	
ILLINOIS	03/08/14	11	1-2	.500	1-2	.500	0-0	.000	0	0	0	1.0	2	2	1	0	0	3	4.4	
Totals		0	234	34-88	.386	14-42	.333	27-34	.794	5	20	25	1.0	18	19	13	2	8	109	4.4

Games played: 25  
 Minutes/game: 9.4  
 Points/game: 4.4  
 FG Pct: 38.6  
 3FG Pct: 33.3  
 FT Pct: 79.4

Rebounds/game: 1.0  
 Assists/game: 0.8  
 Turnovers/game: 0.5  
 Assist/turnover ratio: 1.5  
 Steals/game: 0.3  
 Blocks/game: 0.1

#### CAREER STATISTICS

YEAR	G/GS	FG-A	PCT	3-PT	PCT	FT-A	PCT	RB	AVG	PF-FO	AS	TO	BK	ST	PTS	AVG
Fresh.	25/0	34-88	.386	14-42	.333	27-34	.794	25	1.0	18-0	19	13	2	8	109	4.4



# IOWA HAWKEYE BASKETBALL

## Updated Iowa Player Bio

### Roy Devyn Marble



4

**Sr., 6-6, 200, Guard**  
**Southfield, Mich.**  
**Lathrup HS**

- Team co-captain
- First team All-Big Ten by the coaches and media
- Named to the All-District VI team
- Naismith Trophy Top 30 Midseason List
- One of only two Big Ten players since 1985-86 to amass 1,650+ points, 375+ assists, 450+ rebounds and 170+ steals (*steals became official stat in 1985*)
- One of only two Hawkeyes to amass 500+ points, 100+ rebounds, 100+ assists and 55+ steals as a senior (B.J. Armstrong)
- Has scored 30+ points three times in his career -- the most of any active Big Ten player
- Ranked second in scoring in Big Ten games only (18.3)
- Scored 21 or more points 11 times this season, including five of the last eight games
- Tallied 20+ points in five of the last six games
- Averaging 19.9 points and 5.1 assists last eight games
- Only B1G player to average 17+ points & have 55+ steals
- Tied school record with six 3-pointers in a half, draining six in the first half vs. Michigan (Feb. 8)
- Big Ten Player of the Week and *Athlon Sports'* National Player of the Week (Jan. 13) after leading Iowa to wins over Northwestern and Ohio State
- Averaged 18.3 points, 3.4 rebounds, 3.5 assists and 1.6 steals in Big Ten play
- Led team in scoring 12-of-18 conference games
- Ranks sixth in Iowa career scoring and is the highest scoring Big Ten father/son duo ever
- Ranks seventh in Iowa career steals (172)
- Has scored 26 points or more eight times in his career, including at #4 Wisconsin and vs. #10 Michigan
- Averaged 20.3 points, 4.7 rebounds and 4.2 assists in Battle 4 Atlantis
- Ranks fifth in the Big Ten in steals (1.8), sixth in scoring (17.0), and 10th in assists (3.5)
- Career-high six steals, to go with 13 points and three assists in victory over Penn
- Season-high 30 points (4 treys) in win over Xavier
- Game-high 24 points and five rebounds vs. Villanova
- Scored 13 straight points in a span of three minutes in the second half in win over Notre Dame, while finishing with 17 points

### 2013-14 Game-by-Game

				Total		3-Pointers		Free throws		Rebounds											
Opponent	Date	gs	min	fg-fga	pct	3fg-fga	pct	ft-fa	pct	off	def	tot	avg	pf	a	t/o	blk	stl	pts	avg	
UNC WILMINGTON	11/08/13	*	20	3-5	.600	1-3	.333	1-2	.500	1	1	2	2.0	0	5	2	0	3	8	8.0	
NEBRASKA-OMAHA	11/10/13	*	33	2-13	.154	0-5	.000	11-14	.786	1	4	5	3.5	2	4	1	0	2	15	11.5	
MD. EASTERN SHORE	11/14/13	*	18	3-8	.375	1-4	.250	3-4	.750	1	1	2	3.0	0	5	0	0	4	10	11.0	
ABILENE CHRISTIAN	11/17/13	*	20	9-13	.692	3-6	.500	6-6	1.000	0	3	3	3.0	0	2	1	0	1	27	15.0	
PENN	11/22/13	*	26	4-13	.308	1-5	.200	4-7	.571	1	1	2	2.8	1	3	2	1	6	13	14.6	
vs Xavier	11/28/13	*	32	10-23	.435	4-10	.400	6-11	.545	4	2	6	3.3	2	2	2	0	3	30	17.2	
vs UTEP	11/29/13	*	21	2-6	.333	0-1	.000	3-4	.750	2	1	3	3.3	1	6	0	0	0	7	15.7	
vs Villanova	11/30/13	*	37	8-23	.348	2-7	.286	6-12	.500	1	4	5	3.5	2	5	4	0	2	24	16.8	
NOTRE DAME	12/03/13	*	36	7-14	.500	2-5	.400	1-2	.500	0	3	3	3.4	0	2	1	1	1	17	16.8	
vs Drake	12/07/13	*	29	5-11	.455	0-3	.000	4-6	.667	0	6	6	3.7	1	3	0	0	2	14	16.5	
FAIRLEIGH DICKINSON	12/09/13	*	20	3-9	.333	1-3	.333	0-0	.000	1	2	3	3.6	1	2	2	0	1	7	15.6	
at Iowa State	12/13/13	*	35	6-15	.400	2-4	.500	5-8	.625	0	3	3	3.6	2	6	1	0	2	19	15.9	
ARKANSAS PINE BLUFF	12/22/13	*	10	2-3	.667	1-1	1.000	3-6	.500	0	1	1	3.4	0	1	1	0	1	8	15.3	
NEBRASKA	12/31/13	*	31	4-12	.333	0-1	.000	7-11	.636	4	4	8	3.7	3	2	2	0	0	15	15.3	
at Wisconsin	01/05/14	*	36	10-24	.417	4-5	.800	3-4	.750	1	2	3	3.7	4	1	3	0	3	27	16.1	
NORTHWESTERN	01/09/14	*	24	5-7	.714	3-3	1.000	2-4	.500	0	2	2	3.6	3	6	0	0	4	15	16.0	
at Ohio State	01/12/14	*	33	7-13	.538	0-2	.000	8-11	.727	0	4	4	3.6	3	3	3	2	3	22	16.4	
MINNESOTA	01/19/14	*	31	5-14	.357	3-7	.429	3-5	.600	2	1	3	3.6	3	1	2	0	1	16	16.3	
at Michigan	01/22/14	*	31	3-9	.333	2-5	.400	5-6	.833	1	2	3	3.5	4	2	4	0	1	13	16.2	
at Northwestern	01/25/14	*	20	3-8	.375	1-3	.333	7-7	1.000	1	4	5	3.6	1	2	4	0	0	14	16.1	
MICHIGAN STATE	01/28/14	*	37	7-15	.467	1-5	.200	6-8	.750	0	5	5	3.7	2	1	1	2	0	21	16.3	
at Illinois	02/01/14	*	36	5-12	.417	1-2	.500	6-8	.750	1	3	4	3.7	2	2	6	0	3	17	16.3	
OHIO STATE	02/04/14	*	36	4-11	.364	0-3	.000	2-3	.667	1	4	5	3.7	3	2	4	0	1	10	16.0	
MICHIGAN	02/08/14	*	31	8-17	.471	6-10	.600	4-4	1.000	0	1	1	3.6	1	2	1	0	2	26	16.5	
at Penn State	02/15/14	*	34	2-9	.222	1-6	.167	10-12	.833	0	1	1	3.5	3	3	0	0	2	15	16.4	
WISCONSIN	02/22/14	*	36	8-19	.421	2-4	.500	3-4	.750	1	3	4	3.5	1	11	2	0	0	21	16.6	
at Minnesota	02/25/14	*	37	8-15	.533	4-8	.500	4-6	.667	2	2	4	3.6	3	6	4	0	0	24	16.9	
at Indiana	02/27/14	*	36	8-16	.500	1-4	.250	3-5	.600	0	3	3	3.5	4	5	0	0	3	20	17.0	
PURDUE	03/02/14	*	38	9-18	.500	1-3	.333	2-4	.500	0	2	2	3.5	2	5	0	0	4	21	17.1	
at Michigan State	03/06/14	*	33	9-17	.529	2-6	.333	4-4	1.000	0	2	2	3.4	3	5	1	0	0	24	17.3	
ILLINOIS	03/08/14	*	28	3-11	.273	1-4	.250	1-2	.500	0	2	2	3.4	2	4	1	1	2	8	17.0	
Totals		31	925	172-403	.427	51-138	.370	133-190	.700	26	79	105	3.4	59	109	55	7	57	528	17.0	

Games played: 31  
Minutes/game: 29.8  
Points/game: 17.0  
FG Pct: 42.7  
3FG Pct: 37.0  
FT Pct: 70.0

Rebounds/game: 3.4  
Assists/game: 3.5  
Turnovers/game: 1.8  
Assist/turnover ratio: 2.0  
Steals/game: 1.8  
Blocks/game: 0.2

- Had 19 points and six assists at #16 Iowa State
- Led team in scoring (15) and rebounding (8) in win over Nebraska
- Game-high 27 points and three steals at #4 Wisconsin
- Had 15 points, six assists and game-high four steals in home win over Northwestern
- Shared game-high scoring honors with 22 points to go with three steals in road win at #3 Ohio State
- Scored all 14 points in the second half, while also clearing five rebounds, in road win at Northwestern
- Had 21 points and matched a season high with two blocks in home game vs. #6 Michigan State
- Scored all of his team-high 17 points in the second half and three steals in win at Illinois
- Had 21 points and a career-high 11 assists in home game vs. Wisconsin; one of three players to post 20+ points and 10+ assists vs. an AP Top 25 team in 2013-14
- Led team with 24 points & six assists at Minnesota
- Led team with 20 points & three steals at Indiana
- Scored 22 of his 26 points in the first half (6-9 treys), in home win over #10 Michigan

- Scored 21 points, dished out five assists with no turnovers, and collected a game-high four steals in win over Purdue
- Posted team highs in scoring (24) and assists (5) at #22 Michigan State

#### Personal Bests

**Points:** 31 at Oregon, 3/18/12  
**Rebounds:** 9 vs. Indiana, 12/31/12  
**FGM:** 10, 2x, last vs. Xavier, 11/28/13  
**FGA:** 24, at Wisconsin, 01/05/14  
**3-pt FG:** 7 at Oregon, 3/18/12  
**3-pt FGA:** 10, 2x, last vs. Michigan, 2/8/14  
**FTM:** 14 vs. UNI, 12/15/12  
**FTA:** 19 vs. UNI, 12/15/12  
**Assists:** 11 vs. Wisconsin, 2/22/14  
**Steals:** 6 vs. Penn, 11/22/13  
**Blocks:** 3 vs. Boise State, 12/22/11  
**Minutes:** 40, 2x, last vs. C. Mich, 11/12/12

#### CAREER STATISTICS

YEAR	G/GS	FG-A	PCT	3-PT	PCT	FT-A	PCT	RB	AVG	PF-FO	AS	TO	BK	ST	PTS	AVG
Fresh.	31/6	66-174	.379	11-41	.268	35-66	.530	74	2.4	41-0	41	34	2	21	178	5.7
Soph.	35/27	139-319	.436	22-56	.393	102-141	.723	133	3.8	57-0	126	61	14	53	402	11.5
Junior	37/37	176-430	.409	49-150	.337	153-189	.810	147	4.0	50-0	112	80	10	42	554	15.0
Senior	31/31	172-403	.427	51-138	.370	133-190	.700	105	3.4	59-0	109	55	7	57	528	17.0
<b>TOTALS</b>	<b>134/101</b>	<b>553-1326</b>	<b>.417</b>	<b>133-385</b>	<b>.345</b>	<b>423-586</b>	<b>.722</b>	<b>459</b>	<b>3.4</b>	<b>207-0</b>	<b>388</b>	<b>230</b>	<b>33</b>	<b>173</b>	<b>1,662</b>	<b>12.4</b>





# IOWA HAWKEYE BASKETBALL

## Updated Iowa Player Bio

### Zach McCabe



15

### 2013-14 Game-by-Game

**Sr., 6-7, 235, Forward**  
**Sioux City, Iowa**  
**Bishop Heelan HS**

- Team co-captain
- Battle 4 Atlantis All-Tournament team
- His 135 games played is a new school record and is the third longest active streak played among Big Ten players
- Started his first game of the season and 40th of his career at home vs. Wisconsin -- replacing classmate Melsahn Basabe, who was ill
- Scored in double figures eight times this season, and 28 career times
- Ranks eighth in team scoring (6.0)
- Made at least one 3-pointer in nine of the last 14 games
- Went 14-of-28 from the field, and 8-of-16 from 3-point range in three games at Battle 4 Atlantis
- Averaged 13 points in three games at Battle 4 Atlantis
- Season-high 14 points against UTEP and Villanova
- Game-high seven rebounds in win over Arkansas-Pine Bluff
- Seven points and three rebounds in home win over Northwestern
- Four rebounds and three assists in road win at #3 Ohio State
- Eight second-half points to go with five rebounds, three assists and a team-high three steals in home win over Minnesota
- Eight points and collected two steals in road win at Northwestern
- Scored seven points and had two assists in win at Illinois

Opponent	Date	gs	min	Total		3-Pointers		Free throws		Rebounds				pf	a	t/o	blk	stl	pts	avg
				fg-fga	pct	3fg-fga	pct	ft-fa	pct	off	def	tot	avg							
UNC WILMINGTON	11/08/13	19	2-5	.400	0-1	.000	1-2	.500	3	4	7	7.0	0	1	1	0	0	0	5	5.0
NEBRASKA-OMAHA	11/10/13	20	3-6	.500	1-1	1.000	5-6	.833	2	1	3	5.0	3	0	2	0	1	12	8.5	
MD. EASTERN SHORE	11/14/13	12	4-7	.571	2-3	.667	1-2	.500	2	3	5	5.0	0	1	0	0	1	11	9.3	
ABILENE CHRISTIAN	11/17/13	17	4-5	.800	2-3	.667	0-0	.000	0	3	3	4.5	2	3	1	0	0	10	9.5	
PENN	11/22/13	8	0-2	.000	0-1	.000	1-2	.500	0	2	2	4.0	3	0	1	0	1	1	7.8	
vs Xavier	11/28/13	19	4-9	.444	1-4	.250	2-2	1.000	2	1	3	3.8	5	0	0	0	1	11	8.3	
vs UTEP	11/29/13	14	5-8	.625	3-5	.600	1-2	.500	2	0	2	3.6	1	2	0	0	0	14	9.1	
vs Villanova	11/30/13	23	5-11	.455	4-7	.571	0-0	.000	2	0	2	3.4	5	2	4	0	0	14	9.8	
NOTRE DAME	12/03/13	22	3-5	.600	1-1	1.000	3-3	1.000	1	2	3	3.3	4	1	0	0	0	10	9.8	
vs Drake	12/07/13	17	2-6	.333	1-4	.250	2-2	1.000	3	1	4	3.4	1	0	0	0	0	7	9.5	
FAIRLEIGH DICKINSON	12/09/13	16	2-6	.333	1-3	.333	5-6	.833	1	0	1	3.2	0	2	0	0	1	10	9.5	
at Iowa State	12/13/13	15	0-7	.000	0-4	.000	0-0	.000	1	2	3	3.2	4	0	1	0	0	0	8.8	
ARKANSAS PINE BLUFF	12/22/13	16	1-5	.200	0-2	.000	0-0	.000	0	7	7	3.5	0	2	0	0	0	2	8.2	
NEBRASKA	12/31/13	11	1-4	.250	0-0	.000	1-3	.333	0	1	1	3.3	3	1	0	0	1	3	7.9	
at Wisconsin	01/05/14	18	2-5	.400	0-2	.000	0-0	.000	1	2	3	3.3	1	0	0	0	0	4	7.6	
NORTHWESTERN	01/09/14	14	3-7	.429	1-3	.333	0-0	.000	1	2	3	3.3	3	0	1	0	0	7	7.6	
at Ohio State	01/12/14	16	0-8	.000	0-5	.000	0-0	.000	0	4	4	3.3	1	3	1	0	0	0	7.1	
MINNESOTA	01/19/14	22	2-6	.333	1-3	.333	3-4	.750	0	5	5	3.4	1	3	0	0	3	8	7.2	
at Michigan	01/22/14	16	1-3	.333	0-1	.000	0-0	.000	0	1	1	3.3	2	2	1	0	0	2	6.9	
at Northwestern	01/25/14	23	3-4	.750	1-1	1.000	1-2	.500	0	0	0	3.1	2	2	1	0	2	8	7.0	
MICHIGAN STATE	01/28/14	14	1-2	.500	1-1	1.000	1-2	.500	0	2	2	3.0	5	1	3	0	0	4	6.8	
at Illinois	02/01/14	8	3-6	.500	1-3	.333	0-0	.000	1	0	1	3.0	4	2	1	0	1	7	6.8	
OHIO STATE	02/04/14	22	1-8	.125	1-6	.167	1-2	.500	2	3	5	3.0	2	1	1	0	1	4	6.7	
MICHIGAN	02/08/14	19	3-5	.600	1-2	.500	0-0	.000	2	4	6	3.2	2	4	0	0	0	7	6.7	
at Penn State	02/15/14	10	1-4	.250	1-2	.500	1-2	.500	2	1	3	3.2	3	0	0	0	0	4	6.6	
WISCONSIN	02/22/14	19	0-3	.000	0-2	.000	0-0	.000	1	1	2	3.1	5	2	0	0	2	0	6.3	
at Minnesota	02/25/14	12	0-2	.000	0-1	.000	2-2	1.000	1	1	2	3.1	5	0	1	0	0	2	6.2	
at Indiana	02/27/14	15	1-4	.250	1-3	.333	0-0	.000	0	3	3	3.1	2	1	1	1	0	3	6.1	
PURDUE	03/02/14	7	1-1	1.000	0-0	.000	2-2	1.000	0	0	0	3.0	1	2	1	0	0	4	6.0	
at Michigan State	03/06/14	15	3-5	.600	0-2	.000	2-2	1.000	0	1	1	2.9	5	1	1	0	2	8	6.1	
ILLINOIS	03/08/14	7	1-1	1.000	1-1	1.000	0-0	.000	0	1	1	2.8	3	0	2	0	0	3	6.0	
<b>Totals</b>		<b>1</b>	<b>486</b>	<b>62-160</b>	<b>.388</b>	<b>26-77</b>	<b>.338</b>	<b>35-48</b>	<b>.729</b>	<b>30</b>	<b>58</b>	<b>88</b>	<b>2.8</b>	<b>78</b>	<b>39</b>	<b>25</b>	<b>1</b>	<b>17</b>	<b>185</b>	<b>6.0</b>

Games played: 31  
 Minutes/game: 15.7  
 Points/game: 6.0  
 FG Pct: 38.8  
 3FG Pct: 33.8  
 FT Pct: 72.9

Rebounds/game: 2.8  
 Assists/game: 1.3  
 Turnovers/game: 0.8  
 Assist/turnover ratio: 1.6  
 Steals/game: 0.5  
 Blocks/game: 0.0

- Matched a career high with four assists, to go along with six rebounds and seven points, in home win over #10 Michigan

#### Personal Bests

**Points:** 20, 3x, last vs. Dayton, 3/13/12  
**Rebounds:** 10 vs. Minnesota, 2/1/12  
**FGM:** 9, 2x, last vs. Dayton, 3/13/12  
**FGA:** 13, 2x, last at Purdue, 1/17/12  
**3-pt FG:** 4, 2x, last vs. Villanova, 11/30/13  
**3-pt FGA:** 7, 2x, last vs. Villanova, 11/30/13  
**FTM:** 7 vs. Minnesota, 2/17/13  
**FTA:** 7, 3x, last vs. Minnesota, 2/17/13  
**Assists:** 4, 2x, last vs. Michigan, 2/10/14  
**Steals:** 4, 2x, last vs. Penn State, 1/31/13  
**Blocks:** 2 at Penn State, 2/16/12  
**Minutes:** 36 at Purdue, 1/17/12

#### CAREER STATISTICS

YEAR	G/GS	FG-A	PCT	3-PT	PCT	FT-A	PCT	RB	AVG	PF-FO	AS	TO	BK	ST	PTS	AVG
Fresh.	31/2	59-169	.349	24-84	.286	37-46	.804	111	3.6	69-3	24	48	1	22	179	5.8
Soph.	35/30	99-200	.495	22-49	.449	53-71	.746	161	4.6	119-7	36	60	9	29	273	7.8
Junior	38/7	73-195	.374	31-97	.320	41-54	.759	141	3.7	100-1	48	40	5	30	218	5.7
Senior	31/1	62-160	.388	26-77	.338	35-48	.729	88	2.8	78-6	39	25	1	17	185	6.0
<b>TOTALS</b>	<b>135/40</b>	<b>293-724</b>	<b>.405</b>	<b>103-307</b>	<b>.336</b>	<b>166-219</b>	<b>.758</b>	<b>501</b>	<b>3.7</b>	<b>366-17</b>	<b>147</b>	<b>173</b>	<b>16</b>	<b>98</b>	<b>855</b>	<b>6.3</b>



# IOWA HAWKEYE BASKETBALL

## Updated Iowa Player Bio

### Kyle Meyer



42

**Fr.-RS, 6-10, 225, Forward**  
**Alpharetta, Ga.**  
**Northview HS**

- Redshirted last season
- Played in 12 career games, scoring in three contests
- Scored two points, grabbed three rebounds and had an assist in win over UNC Wilmington
- Posted career bests in rebounds (7), scoring (3) and assists (2) in win over Maryland Eastern Shore
- Had three rebounds in victory over Penn
- Grabbed a rebound in victory over UTEP
- Blocked a shot in home win over Northwestern

#### Personal Bests

**Points:** 3 vs. Md. Eastern Shore, 11/14/13  
**Rebounds:** 7 vs. Md. Eastern Shore, 11/14/13  
**FGM:** 1, 2x, last vs. Md. Eastern Shore, 11/14/13  
**FGA:** 3 vs. Md. Eastern Shore, 11/14/13  
**3-pt FG:** 1 vs. Md. Eastern Shore, 11/14/13  
**3-pt FGA:** 2 vs. Md. Eastern Shore, 11/14/13  
**FTM:** 1 vs. ACU, 11/17/13  
**FTA:** 2 vs. ACU, 11/17/13  
**Assists:** 2 vs. Md. Eastern Shore, 11/14/13  
**Steals:** 1 vs. ACU, 11/17/13  
**Blocks:** 1, vs. Northwestern, 1/9/14  
**Minutes:** 8, 2x, last vs. ACU, 11/17/13

### 2013-14 Game-by-Game

Opponent	Date	gs	min	Total		3-Pointers		Free throws		Rebounds				pf	a	t/o	blk	stl	pts	avg
				fg-fga	pct	3fg-fga	pct	ft-fa	pct	off	def	tot	avg							
UNC WILMINGTON	11/08/13	6	1-2	.500	0-0	.000	0-0	.000	0-0	1	2	3	3.0	0	1	2	0	0	2	2.0
MD. EASTERN SHORE	11/14/13	8	1-3	.333	1-2	.500	0-0	.000	0-0	1	6	7	5.0	2	2	2	0	0	3	2.5
ABILENE CHRISTIAN	11/17/13	8	0-0	.000	0-0	.000	1-2	.500	1	0	1	3.7	0	1	0	0	1	1	2.0	
PENN	11/22/13	5	0-2	.000	0-1	.000	0-0	.000	0-0	1	2	3	3.5	0	0	0	0	0	0	1.5
vs UTEP	11/29/13	8	0-1	.000	0-1	.000	0-0	.000	0-0	0	1	1	3.0	1	0	0	0	0	0	1.2
vs Drake	12/07/13	1	0-0	.000	0-0	.000	0-0	.000	0-0	0	0	0	2.5	0	0	0	0	0	0	1.0
FAIRLEIGH DICKINSON	12/09/13	5	0-0	.000	0-0	.000	0-0	.000	0-0	0	0	0	2.1	0	0	0	0	0	0	0.9
ARKANSAS PINE BLUFF	12/22/13	6	0-1	.000	0-0	.000	0-0	.000	0-0	0	0	0	1.9	2	0	1	0	0	0	0.8
NORTHWESTERN	01/09/14	1	0-0	.000	0-0	.000	0-0	.000	0-0	0	0	0	1.7	0	0	0	1	0	0	0.7
at Northwestern	01/25/14	1	0-1	.000	0-1	.000	0-0	.000	0-0	0	0	0	1.5	0	0	0	0	0	0	0.6
Totals		0	49	2-10	.200	1-5	.200	1-2	.500	4	11	15	1.5	5	4	5	1	1	6	0.6

Games played: 10  
 Minutes/game: 4.9  
 Points/game: 0.6  
 FG Pct: 20.0  
 3FG Pct: 20.0  
 FT Pct: 50.0

Rebounds/game: 1.5  
 Assists/game: 0.4  
 Turnovers/game: 0.5  
 Assist/turnover ratio: 0.8  
 Steals/game: 0.1  
 Blocks/game: 0.1

#### CAREER STATISTICS

YEAR	G/GS	FG-A	PCT	3-PT	PCT	FT-A	PCT	RB	AVG	PF-FO	AS	TO	BK	ST	PTS	AVG
Fresh.	12/0	2-10	.200	1-5	.200	1-2	.500	15	1.3	5-0	4	6	1	1	6	0.5



# IOWA HAWKEYE BASKETBALL

## Updated Iowa Player Bio

### Josh Oglesby



2

**Jr., 6-5, 208, Guard**  
**Cedar Rapids, Iowa**  
**Washington HS**

- Scored in double figures 17 career times, including three of the last six contests
- Scored in back-to-back games (Wisconsin and Minnesota) for the first time since his third and fourth games of his freshman season (Northern Illinois and Creighton)
- Averaging 10.2 points in last six games
- Dished out two assists in each of the last five games
- Made two or more 3-pointers in four of the last five contests; sank at least one triple in each of the last seven games
- Shooting 43.5 percent (30-of-69) from 3-point range in 19 games since coming back from injury
- Boosted his 3-point shooting accuracy by 17 percent this season compared to last
- Scored in every Big Ten game except one (at Wisconsin)
- Made first four 3-point attempts of the game twice in his first six games back from injury: Arkansas-Pine Bluff (Dec. 22) and Minnesota (Jan. 19)
- Broke a bone in his right foot on Nov. 6, and returned to return to action, Dec. 22, vs. Arkansas-Pine Bluff
- Made first four 3-pointers in season debut, finishing with 13 points in win over Arkansas-Pine Bluff
- After being held scoreless in Iowa's first two Big Ten games, netted five points and grabbed three rebounds in home win over Northwestern
- Scored eight points, including five crucial points down the stretch, in road win at #3 Ohio State
- Tallied a season-high 17 points, bolstered by 5-of-7 shooting from 3-point range, in home win over Minnesota
- Registered eight points and equaled a season high with two assists in win at Northwestern
- Corralled a season-high four rebounds to go along with three points in win at Illinois

### 2013-14 Game-by-Game

				Total		3-Pointers		Free throws		Rebounds											
Opponent	Date	gs	min	fg-fga	pct	3fg-fga	pct	ft-fga	pct	off	def	tot	avg	pf	a	t/o	blk	stl	pts	avg	
ARKANSAS PINE BLUFF	12/22/13	20	4-5	.800	4-5	.800	1-2	.500	0	2	2	2.0	0	2	2	0	1	13	13.0		
NEBRASKA	12/31/13	11	0-2	.000	0-1	.000	0-0	.000	0	0	0	1.0	1	0	1	1	0	0	6.5		
at Wisconsin	01/05/14	11	0-2	.000	0-0	.000	0-0	.000	0	1	1	1.0	0	1	0	0	0	0	4.3		
NORTHWESTERN	01/09/14	17	2-6	.333	1-3	.333	0-0	.000	1	2	3	1.5	2	1	0	0	0	5	4.5		
at Ohio State	01/12/14	17	3-6	.500	2-4	.500	0-0	.000	1	0	1	1.4	1	1	0	0	0	8	5.2		
MINNESOTA	01/19/14	24	6-9	.667	5-7	.714	0-0	.000	1	2	3	1.7	1	0	1	0	0	17	7.2		
at Michigan	01/22/14	15	1-3	.333	0-1	.000	0-0	.000	0	2	2	1.7	1	1	0	0	0	2	6.4		
at Northwestern	01/25/14	20	3-5	.600	2-3	.667	0-0	.000	0	0	0	1.5	1	2	0	0	0	8	6.6		
MICHIGAN STATE	01/28/14	24	1-3	.333	1-2	.500	0-0	.000	1	1	2	1.6	2	1	1	0	0	3	6.2		
at Illinois	02/01/14	17	1-4	.250	1-4	.250	0-0	.000	2	2	4	1.8	3	0	0	0	1	3	5.9		
OHIO STATE	02/04/14	16	2-5	.400	1-3	.333	0-0	.000	0	0	0	1.6	3	2	0	0	0	5	5.8		
MICHIGAN	02/08/14	19	1-3	.333	0-1	.000	1-2	.500	0	0	0	1.5	2	3	0	0	1	3	5.6		
at Penn State	02/15/14	18	1-3	.333	1-3	.333	2-2	1.000	1	1	2	1.5	3	0	0	0	0	5	5.5		
WISCONSIN	02/22/14	24	8-12	.667	1-3	.333	0-0	.000	0	1	1	1.5	0	1	1	0	0	17	6.4		
at Minnesota	02/25/14	* 30	5-10	.500	4-9	.444	2-3	.667	1	1	2	1.5	4	2	1	0	2	16	7.0		
at Indiana	02/27/14	17	2-6	.333	2-5	.400	0-0	.000	2	2	4	1.7	2	2	1	0	0	6	6.9		
PURDUE	03/02/14	25	3-7	.429	2-6	.333	3-4	.750	0	2	2	1.7	1	2	0	0	3	11	7.2		
at Michigan State	03/06/14	23	2-6	.333	2-6	.333	2-2	1.000	0	1	1	1.7	2	2	1	0	1	8	7.2		
ILLINOIS	03/08/14	25	1-3	.333	1-3	.333	0-0	.000	0	0	0	1.6	3	2	0	0	1	3	7.0		
Totals		1	373	46-100	.460	30-69	.435	11-15	.733	10	20	30	1.6	32	25	9	1	10	133	7.0	

Games played: 19  
Minutes/game: 19.6  
Points/game: 7.0  
FG Pct: 46.0  
3FG Pct: 43.5  
FT Pct: 73.3

Rebounds/game: 1.6  
Assists/game: 1.3  
Turnovers/game: 0.5  
Assist/turnover ratio: 2.8  
Steals/game: 0.5  
Blocks/game: 0.1

- Dished out a season-high three assists to go along with three points and a steal in home win over #10 Michigan
- Shot a blistering 67 percent (8-of-12) from the field, equaling a season high with 17 points, 15 of which were scored in the last 16 minutes of Iowa's home game vs. Wisconsin
- Had 16 points, two assists and two steals at Minnesota
- Netted 11 points and collected a career-high three steals in win over Purdue
- Posted eight points at #22 Michigan State

#### Personal Bests

**Points:** 24 at Indiana, 1/29/12  
**Rebounds:** 5, 2x, last vs. Wichita State, 11/21/12  
**FGM:** 8, 2x, last vs. Wisconsin, 2/22/14  
**FGA:** 12, 2x, last vs. Wisconsin, 2/22/14  
**3-pt FG:** 6 at Indiana, 1/29/12  
**3-pt FGA:** 11 at Wisconsin, 2/6/13  
**FTM:** 5 vs. Indiana, 2/19/12  
**FTA:** 6 vs. Indiana, 2/19/12  
**Assists:** 4, 2x, last vs. Northwestern, 1/13/13  
**Steals:** 3 vs. Purdue, 3/2/14  
**Blocks:** 2 vs. Wichita State, 11/21/12  
**Minutes:** 36 vs. Indiana, 2/19/12

#### CAREER STATISTICS

YEAR	G/GS	FG-A	PCT	3-PT	PCT	FT-A	PCT	RB	AVG	PF-FO	AS	TO	BK	ST	PTS	AVG
Fresh.	35/5	76-191	.398	45-121	.372	26-36	.722	59	1.7	26-0	41	15	2	7	223	6.4
Soph.	37/2	52-190	.274	42-156	.269	19-24	.792	50	1.4	19-0	38	19	3	12	165	4.5
Junior	19/1	46-100	.460	30-69	.435	11-15	.733	30	1.6	32-0	25	9	1	10	133	7.0
<b>TOTALS</b>	<b>91/8</b>	<b>174-481</b>	<b>.362</b>	<b>117-346</b>	<b>.338</b>	<b>56-75</b>	<b>.747</b>	<b>139</b>	<b>1.5</b>	<b>77-0</b>	<b>104</b>	<b>43</b>	<b>6</b>	<b>29</b>	<b>521</b>	<b>5.7</b>



# IOWA HAWKEYE BASKETBALL

## Updated Iowa Player Bio

### Gabriel Olaseni



0

**Jr., 6-10, 225, Center**  
**London, England**  
**Sunrise Christian Academy**

- Leads team and ranks fourth in the Big Ten in offensive rebounds (2.4), pulling down an offensive rebound every 6.7 minutes played
- Has posted single season bests in scoring, blocked shots, rebounding and assists
- Netted double figures nine times this season
- Ranks first among Big Ten reserves in blocked shots and ninth overall (1.4)
- Made 10 of his last 18 field goal attempts (.556) the last five games
- Posted four double-doubles to lead team (Xavier, Fairleigh Dickinson, Northwestern and Illinois)
- Ranks first in Big Ten with four double-doubles as a reserve
- Has nearly as many offensive rebounds (76) as defensive (79)
- Rejected at least three shots seven times this season
- Blocked a season-high five shots, while also scoring eight points and grabbing seven rebounds in win over UNC Wilmington
- Eight points and six rebounds in victory over Penn
- Averaged eight boards and 5.3 points, while shooting .909 (10-11) percent from the free-throw line in Battle 4 Atlantis Tournament
- Made a career-high eight free throws (nine attempts) and grabbed a personal-best 11 rebounds in win over Xavier
- Tallied nine points and cleared five rebounds in win over Notre Dame
- Posted eight points and six rebounds at #4 Wisconsin
- Scored 12 points and snagged a team-high seven rebounds, six offensive, in home win over Minnesota

### 2013-14 Game-by-Game

Opponent	Date	gs	min	Total		3-Pointers		Free throws		Rebounds				pf	a	t/o	blk	stl	pts	avg
				fg-fga	pct	3fg-fga	pct	ft-fa	pct	off	def	tot	avg							
UNC WILMINGTON	11/08/13	17	1-8	.125	0-0	.000	0-0	6-8	.750	3	4	7	7.0	1	0	0	5	0	8	8.0
NEBRASKA-OMAHA	11/10/13	13	0-1	.000	0-0	.000	0-0	0-0	.000	1	0	1	4.0	2	0	1	1	1	0	4.0
MD. EASTERN SHORE	11/14/13	13	5-10	.500	0-0	.000	0-0	0-2	.000	5	0	5	4.3	2	0	1	3	0	10	6.0
ABILENE CHRISTIAN	11/17/13	16	4-5	.800	0-0	.000	0-0	2-4	.500	1	2	3	4.0	1	0	0	1	0	10	7.0
PENN	11/22/13	16	3-6	.500	0-0	.000	0-0	2-3	.667	3	3	6	4.4	3	0	3	3	1	8	7.2
vs Xavier	11/28/13	29	1-5	.200	0-0	.000	0-0	8-9	.889	7	4	11	5.5	4	1	0	4	0	10	7.7
vs UTEP	11/29/13	15	1-4	.250	0-0	.000	0-0	2-2	1.000	4	4	8	5.9	2	1	1	0	0	4	7.1
vs Villanova	11/30/13	18	1-1	1.000	0-0	.000	0-0	0-0	.000	1	4	5	5.8	0	0	0	3	0	2	6.5
NOTRE DAME	12/03/13	11	3-5	.600	0-0	.000	0-0	3-4	.750	3	2	5	5.7	3	2	1	1	0	9	6.8
vs Drake	12/07/13	17	0-2	.000	0-0	.000	0-0	3-4	.750	1	1	2	5.3	2	0	1	2	1	3	6.4
FAIRLEIGH DICKINSON	12/09/13	19	5-11	.455	0-0	.000	0-0	4-5	.800	3	7	10	5.7	1	1	0	0	0	14	7.1
at Iowa State	12/13/13	10	1-1	1.000	0-0	.000	0-0	0-0	.000	0	0	0	5.3	2	1	0	0	0	2	6.7
ARKANSAS PINE BLUFF	12/22/13	16	2-4	.500	0-0	.000	0-0	2-2	1.000	4	2	6	5.3	4	2	2	1	1	6	6.6
NEBRASKA	12/31/13	12	1-1	1.000	0-0	.000	0-0	0-0	.000	1	4	5	5.3	1	0	1	2	0	2	6.3
at Wisconsin	01/05/14	19	3-7	.429	0-0	.000	0-0	2-4	.500	4	2	6	5.3	4	0	2	0	0	8	6.4
NORTHWESTERN	01/09/14	10	1-1	1.000	0-0	.000	0-0	1-2	.500	0	3	3	5.2	5	1	0	0	0	3	6.2
at Ohio State	01/12/14	13	0-1	.000	0-0	.000	0-0	1-2	.500	1	0	1	4.9	3	0	0	0	0	1	5.9
MINNESOTA	01/19/14	16	4-6	.667	0-0	.000	0-0	4-6	.667	6	1	7	5.1	4	0	1	0	0	12	6.2
at Michigan	01/22/14	7	1-2	.500	0-0	.000	0-0	0-1	.000	1	1	2	4.9	1	0	1	0	0	2	6.0
at Northwestern	01/25/14	17	5-8	.625	0-0	.000	0-0	4-6	.667	3	7	10	5.2	1	0	0	0	0	14	6.4
MICHIGAN STATE	01/28/14	16	1-2	.500	0-0	.000	0-0	0-1	.000	0	4	4	5.1	1	1	0	2	0	2	6.2
at Illinois	02/01/14	26	3-5	.600	0-0	.000	0-0	9-10	.900	6	6	12	5.4	3	0	0	2	0	15	6.6
OHIO STATE	02/04/14	19	5-5	1.000	0-0	.000	0-0	4-4	1.000	1	5	6	5.4	4	2	2	2	0	14	6.9
MICHIGAN	02/08/14	20	2-3	.667	0-0	.000	0-0	5-6	.833	2	2	4	5.4	1	0	0	3	0	9	7.0
at Penn State	02/15/14	16	0-2	.000	0-0	.000	0-0	1-2	.500	1	1	2	5.2	1	0	0	3	1	1	6.8
WISCONSIN	02/22/14	21	4-7	.571	0-0	.000	0-0	2-2	1.000	3	1	4	5.2	1	0	0	1	0	10	6.9
at Minnesota	02/25/14	19	1-1	1.000	0-0	.000	0-0	1-2	.500	0	1	1	5.0	3	0	3	0	2	3	6.7
at Indiana	02/27/14	15	3-5	.600	0-0	.000	0-0	2-2	1.000	2	3	5	5.0	4	0	1	1	0	8	6.8
PURDUE	03/02/14	21	3-6	.500	0-0	.000	0-0	0-1	.000	4	3	7	5.1	4	1	0	2	1	6	6.8
at Michigan State	03/06/14	18	0-1	.000	0-0	.000	0-0	2-2	1.000	2	1	3	5.0	2	0	0	0	0	2	6.6
ILLINOIS	03/08/14	16	3-5	.600	0-0	.000	0-0	0-0	.000	3	1	4	5.0	0	0	0	0	0	6	6.6
Totals		0	511	67-131	.511	0-0	.000	70-96	.729	76	79	155	5.0	70	13	21	42	8	204	6.6

Games played: 31  
Minutes/game: 16.5  
Points/game: 6.6  
FG Pct: 51.1  
FT Pct: 72.9

Rebounds/game: 5.0  
Assists/game: 0.4  
Turnovers/game: 0.7  
Assist/turnover ratio: 0.6  
Steals/game: 0.3  
Blocks/game: 1.4

- Posted career bests in scoring (15), rebounding (12), and free throws made (9) and attempted (10) in win at Illinois
- Had 14 points and cleared six rebounds in home game vs. #25 Ohio State
- Rejected a game-high three shots to go along with nine points and four rebounds in home win over #10 Michigan
- Scored 10 points and controlled four rebounds in home game versus Wisconsin
- Posted six points, grabbed seven rebounds and denied two shots in win over Purdue
- Had six points and four rebounds in home game vs. Illinois

#### Personal Bests

**Points:** 15, at Illinois, 2/1/14  
**Rebounds:** 12 at Illinois, 2/1/14  
**FGM:** 6 vs. Coppin State, 12/22/12  
**FGA:** 8, 3x, last at Northwestern, 1/25/14  
**FTM:** 9 at Illinois, 2/1/14  
**FTA:** 10 at Illinois, 2/1/14  
**Assists:** 3 vs. Nebraska, 3/9/13  
**Steals:** 2, 3x, last at Minnesota, 2/25/14  
**Blocks:** 7 vs. Illinois, 3/5/13  
**Minutes:** 29 vs. Xavier, 11/28/13

#### CAREER STATISTICS

YEAR	G/GS	FG-A	PCT	3-PT	PCT	FT-A	PCT	RB	AVG	PF-FO	AS	TO	BK	ST	PTS	AVG
Fresh.	18/0	9-19	.474	0-0	.000	8-13	.615	22	1.2	12-0	3	9	8	4	26	1.4
Soph.	37/0	37-71	.521	0-0	.000	25-36	.694	96	2.6	53-0	8	18	36	7	99	2.7
Junior	31/0	67-131	.511	0-0	.000	70-96	.729	155	5.0	70-1	13	21	42	8	204	6.6
TOTALS	86/0	113-221	.511	0-0	.000	103-145	.710	273	3.2	135-1	24	48	86	19	329	3.8





# IOWA HAWKEYE BASKETBALL

## Updated Iowa Player Bio

### Darius Stokes



35

**Jr., 6-7, 208, Forward**  
**Cedar Rapids, Iowa**  
**Linn-Mar HS**

- Earned a scholarship this summer after being a non-scholarship athlete
- Saw action in 38 career games, including 14 this season
- Missed the Abilene Christian game due to an injured foot, but played in next outing against Penn
- Saw three minutes of action in win over UTEP
- Grabbed a rebound in five minutes of action in win over Fairleigh Dickinson
- Snagged a defensive rebound in road win at Northwestern

#### Personal Bests

**Points:** 2, 5x, last vs. Minnesota, 2/17/13  
**Rebounds:** 5 vs. SC State, 12/19/12  
**FGM:** 1, 5x, last vs. Minnesota, 2/17/13  
**FGA:** 4, vs. A&M-CC, 12/1/12  
**3-pt FG:** - - -  
**3-pt FGA:** 2 vs. SC State, 12/19/12  
**FTM:** 1, 2x, last vs. Coppin St, 12/22/12  
**FTA:** 2, 2x, last vs. Coppin St, 12/22/12  
**Assists:** 1, 3x, last vs. UTPA, 11/9/12  
**Steals:** 1 vs. Clemson, 11/29/11  
**Blocks:** 1, 4x, last vs. Nebraska, 3/9/13  
**Minutes:** 9 vs. UNC Wilmington, 11/8/13

### 2013-14 Game-by-Game

Opponent	Date	gs	min	Total		3-Pointers		Free throws		Rebounds				pf	a	t/o	blk	stl	pts	avg
				fg	pct	3fg	pct	ft	pct	off	def	tot	avg							
UNC WILMINGTON	11/08/13	9		0-1	.000	0-0	.000	0-0	.000	0	0	0	0.0	3	0	1	0	0	0	0.0
MD. EASTERN SHORE	11/14/13	8		1-3	.333	0-0	.000	0-0	.000	0	0	0	0.0	1	0	0	0	0	2	1.0
PENN	11/22/13	3		0-1	.000	0-0	.000	0-0	.000	1	1	2	0.7	1	0	0	0	0	0	0.7
vs UTEP	11/29/13	3		0-0	.000	0-0	.000	0-0	.000	0	0	0	0.5	0	0	0	0	0	0	0.5
vs Drake	12/07/13	1		0-0	.000	0-0	.000	0-0	.000	0	0	0	0.4	0	0	0	0	0	0	0.4
FAIRLEIGH DICKINSON	12/09/13	5		0-1	.000	0-0	.000	0-0	.000	0	1	1	0.5	0	0	0	0	0	0	0.3
at Iowa State	12/13/13	1		0-0	.000	0-0	.000	0-0	.000	0	0	0	0.4	1	0	0	0	0	0	0.3
ARKANSAS PINE BLUFF	12/22/13	6		0-0	.000	0-0	.000	1-2	.500	0	0	0	0.4	1	0	1	0	0	1	0.4
NORTHWESTERN	01/09/14	1		0-0	.000	0-0	.000	0-0	.000	0	0	0	0.3	0	0	0	0	0	0	0.3
at Northwestern	01/25/14	2		0-0	.000	0-0	.000	0-0	.000	0	1	1	0.4	0	0	0	0	0	0	0.3
MICHIGAN	02/08/14	1		0-0	.000	0-0	.000	0-0	.000	0	0	0	0.4	1	0	0	0	0	0	0.3
at Minnesota	02/25/14	0		0-0	.000	0-0	.000	0-0	.000	0	0	0	0.3	1	0	0	0	0	0	0.3
at Indiana	02/27/14	0		0-0	.000	0-0	.000	0-0	.000	0	0	0	0.3	1	0	0	0	0	0	0.2
at Michigan State	03/06/14	3		0-0	.000	0-0	.000	0-0	.000	0	0	0	0.3	0	0	0	0	0	0	0.2
Totals		0	43	1-6	.167	0-0	.000	1-2	.500	1	3	4	0.3	10	0	2	0	0	3	0.2

Games played: 14

Minutes/game: 3.1

Points/game: 0.2

FG Pct: 16.7

FT Pct: 50.0

Rebounds/game: 0.3

Turnovers/game: 0.1

#### CAREER STATISTICS

YEAR	G/GS	FG-A	PCT	3-PT	PCT	FT-A	PCT	RB	AVG	PF-FO	AS	TO	BK	ST	PTS	AVG
Fresh.	12/0	2-5	.400	0-0	.000	0-0	.000	9	0.8	6-0	2	2	2	1	4	0.3
Soph.	12/0	3-11	.273	0-3	.000	2-5	.400	15	1.3	3-0	1	6	2	0	8	0.7
Junior	14/0	1-6	.167	0-0	.000	1-2	.500	4	0.3	10-0	0	2	0	0	3	0.2
TOTALS	38/0	6-22	.273	0-3	.000	3-7	.429	28	0.7	19-0	3	10	4	1	15	0.4



# IOWA HAWKEYE BASKETBALL

## Updated Iowa Player Bio

### Okey Ukah



32

**So., 6-5, 217, Forward**  
**Iowa City, Iowa**  
**West HS**  
**Kirkwood CC**

- Non-scholarship athlete
- Played in nine career games
- Scored one point and grabbed two rebounds in five minutes of action against Maryland Eastern Shore
- Scored two points in win over UTEP
- Equaled a career high with two rebounds in win over FDU
- Controlled an offensive rebound in road win at Northwestern

#### Personal Bests

**Points:** 1 vs. Md. Eastern Shore, 11/14/13  
**Rebounds:** 2, 2x, last vs. FDU, 12/9/13  
**FGM:** 1 vs. UTEP, 11/29/13  
**FGA:** 1 2x, last vs. UTEP, 11/29/13  
**3-pt FG:** ---  
**3-pt FGA:** ---  
**FTM:** 1 vs. Md. Eastern Shore, 11/14/13  
**FTA:** 2 vs. Md. Eastern Shore, 11/14/13  
**Assists:** ---  
**Steals:** ---  
**Blocks:** 1 vs. Md. Eastern Shore, 11/14/13  
**Minutes:** 5, 2x, last vs. FDU, 12/9/13

### 2013-14 Game-by-Game

Opponent	Date	gs	min	Total		3-Pointers		Free throws		Rebounds				pf	a	t/o	blk	stl	pts	avg
				fg-fga	pct	3fg-fga	pct	ft-fa	pct	off	def	tot	avg							
UNC WILMINGTON	11/08/13	4		0-0	.000	0-0	.000	0-0	.000	0	1	1	1.0	0	0	0	0	0	0	0.0
MD. EASTERN SHORE	11/14/13	5		0-1	.000	0-0	.000	1-2	.500	1	1	2	1.5	0	0	0	1	0	1	0.5
ABILENE CHRISTIAN	11/17/13	2		0-0	.000	0-0	.000	0-0	.000	0	0	0	1.0	0	0	0	0	0	0	0.3
PENN	11/22/13	3		0-0	.000	0-0	.000	0-0	.000	0	0	0	0.8	0	0	0	0	0	0	0.3
vs UTEP	11/29/13	3		1-1	1.000	0-0	.000	0-0	.000	0	0	0	0.6	0	0	0	0	0	2	0.6
vs Drake	12/07/13	1		0-0	.000	0-0	.000	0-0	.000	0	0	0	0.5	0	0	0	0	0	0	0.5
FAIRLEIGH DICKINSON	12/09/13	5		0-2	.000	0-0	.000	0-0	.000	0	2	2	0.7	0	0	1	0	0	0	0.4
ARKANSAS PINE BLUFF	12/22/13	2		0-0	.000	0-0	.000	0-0	.000	0	0	0	0.6	0	0	0	0	0	0	0.4
at Northwestern	01/25/14	1		0-0	.000	0-0	.000	0-0	.000	1	0	1	0.7	0	0	0	0	0	0	0.3
<b>Totals</b>		0	26	1-4	.250	0-0	.000	1-2	.500	2	4	6	0.7	0	0	1	1	0	3	0.3

Games played: 9  
 Minutes/game: 2.9  
 Points/game: 0.3  
 FG Pct: 25.0  
 FT Pct: 50.0

Rebounds/game: 0.7  
 Turnovers/game: 0.1  
 Blocks/game: 0.1

#### CAREER STATISTICS

YEAR	G/GS	FG-A	PCT	3-PT	PCT	FT-A	PCT	RB	AVG	PF-FO	AS	TO	BK	ST	PTS	AVG
Soph.	9/0	1-4	.250	0-0	.000	1-2	.500	6	0.7	0-0	0	1	1	0	3	0.3





# IOWA HAWKEYE BASKETBALL

## Updated Iowa Player Bio

### Jarrood Uthoff



20

**So., 6-9, 208, Forward**  
**Cedar Rapids, Iowa**  
**Jefferson HS**  
**Wisconsin**

- Ranks second on the team in blocks (33), fifth in scoring (7.4) and fourth in rebounding (4.6)
- Netted double figures 10 times
- Made at least one field goal in all but four games
- Two double-doubles (UMES and FDU)
- Pulled down seven or more rebounds in seven contests
- Scored 14 points, blocked four shots and grabbed seven rebounds in first career game in win over UNC Wilmington
- Tallied a personal-best 19 points, missing only one shot (6-7 FG, 6-6 FT) in victory over Penn
- Grabbed 10 boards, scored eight points and went 2-2 from 3-point range in win over UTEP
- Netted eight of his 17 points at the foul line in win over Notre Dame
- Scored 13 points and grabbed a game-high nine boards in win over Drake
- Tallied a team-high 16 points, bolstered by sinking a career-high three 3-pointers, in win over Arkansas-Pine Bluff
- Collected 11 points, all in the second half, and four rebounds in win over Nebraska
- Scored 10 points in road win at #3 Ohio State
- Netted seven points, denied two shots and grabbed two rebounds in win at Illinois
- Posted seven points and seven rebounds in road win at Penn State
- Had eight points and four rebounds at Indiana

### 2013-14 Game-by-Game

				Total		3-Pointers		Free throws		Rebounds										
Opponent	Date	gs	min	fg-fga	pct	3fg-fga	pct	ft-fa	pct	off	def	tot	avg	pf	a	t/o	blk	stl	pts	avg
UNC WILMINGTON	11/08/13	19	5-8	.625	1-1	1.000		3-3	1.000	1	6	7	7.0	1	0	0	4	0	14	14.0
NEBRASKA-OMAHA	11/10/13	23	2-6	.333	0-1	.000		5-6	.833	4	3	7	7.0	1	1	2	1	0	9	11.5
MD. EASTERN SHORE	11/14/13	18	3-7	.429	0-1	.000		5-6	.833	4	7	11	8.3	2	0	2	1	0	11	11.3
ABILENE CHRISTIAN	11/17/13	23	2-4	.500	0-0	.000		2-2	1.000	0	5	5	7.5	1	3	0	3	1	6	10.0
PENN	11/22/13	21	6-7	.857	1-1	1.000		6-6	1.000	1	3	4	6.8	0	2	2	1	1	19	11.8
vs Xavier	11/28/13	17	0-3	.000	0-2	.000		0-0	.000	0	4	4	6.3	1	1	1	0	1	0	9.8
vs UTEP	11/29/13	25	3-5	.600	2-2	1.000		0-0	.000	2	8	10	6.9	3	0	2	2	0	8	9.6
vs Villanova	11/30/13	18	2-5	.400	0-0	.000		2-2	1.000	0	4	4	6.5	3	2	0	2	0	6	9.1
NOTRE DAME	12/03/13	24	4-6	.667	1-1	1.000		8-10	.800	1	5	6	6.4	1	1	1	1	0	17	10.0
vs Drake	12/07/13	21	4-8	.500	1-3	.333		4-4	1.000	3	6	9	6.7	1	0	0	2	0	13	10.3
FAIRLEIGH DICKINSON	12/09/13	19	4-5	.800	1-1	1.000		1-3	.333	3	7	10	7.0	0	0	0	0	0	10	10.3
at Iowa State	12/13/13	17	5-10	.500	0-2	.000		2-2	1.000	1	4	5	6.8	4	0	0	0	1	12	10.4
ARKANSAS PINE BLUFF	12/22/13	26	6-8	.750	3-4	.750		1-2	.500	1	4	5	6.7	0	3	4	1	1	16	10.8
NEBRASKA	12/31/13	22	3-4	.750	0-0	.000		5-7	.714	0	4	4	6.5	0	0	2	1	0	11	10.9
at Wisconsin	01/05/14	16	3-4	.750	0-0	.000		0-0	.000	1	2	3	6.3	3	0	0	0	0	6	10.5
NORTHWESTERN	01/09/14	19	2-5	.400	1-2	.500		2-2	1.000	1	2	3	6.1	1	2	1	3	1	7	10.3
at Ohio State	01/12/14	26	4-7	.571	1-1	1.000		1-1	1.000	2	0	2	5.8	0	0	0	0	0	10	10.3
MINNESOTA	01/19/14	18	1-3	.333	0-1	.000		2-2	1.000	0	3	3	5.7	2	1	2	1	0	4	9.9
at Michigan	01/22/14	9	1-5	.200	0-0	.000		0-0	.000	2	1	3	5.5	2	0	2	0	1	2	9.5
at Northwestern	01/25/14	16	1-1	1.000	0-0	.000		0-2	.000	0	4	4	5.5	2	1	1	1	1	2	9.2
MICHIGAN STATE	01/28/14	15	2-7	.286	0-1	.000		0-2	.000	0	4	4	5.4	0	0	0	0	1	4	8.9
at Illinois	02/01/14	16	2-5	.400	1-3	.333		2-2	1.000	0	2	2	5.2	1	1	2	2	1	7	8.8
OHIO STATE	02/04/14	8	1-4	.250	0-1	.000		0-0	.000	1	0	1	5.0	0	0	1	0	0	2	8.5
MICHIGAN	02/08/14	11	2-3	.667	1-2	.500		0-0	.000	0	1	1	4.9	1	2	0	1	1	5	8.4
at Penn State	02/15/14	22	2-6	.333	0-1	.000		3-4	.750	1	6	7	5.0	2	1	0	1	0	7	8.3
WISCONSIN	02/22/14	25	2-5	.400	0-1	.000		2-2	1.000	1	4	5	5.0	1	1	0	1	0	6	8.2
at Minnesota	02/25/14	7	0-1	.000	0-1	.000		2-2	1.000	0	0	0	4.8	1	0	1	1	0	2	8.0
at Indiana	02/27/14	20	4-5	.800	0-1	.000		0-0	.000	1	3	4	4.8	1	1	2	1	1	8	8.0
PURDUE	03/02/14	15	1-3	.333	0-1	.000		3-4	.750	1	3	4	4.7	1	1	1	0	0	5	7.9
at Michigan State	03/06/14	15	0-6	.000	0-1	.000		0-0	.000	2	1	3	4.7	1	1	1	0	0	0	7.6
ILLINOIS	03/08/14	8	0-2	.000	0-1	.000		0-0	.000	1	1	2	4.6	0	1	0	1	0	0	7.4
Totals		0	559	77-158	.487	14-37	.378	61-76	.803	35	107	142	4.6	37	26	30	33	11	229	7.4

Games played: 31  
 Minutes/game: 18.0  
 Points/game: 7.4  
 FG Pct: 48.7  
 3FG Pct: 37.8  
 FT Pct: 80.3

Rebounds/game: 4.6  
 Assists/game: 0.8  
 Turnovers/game: 1.0  
 Assist/turnover ratio: 0.9  
 Steals/game: 0.4  
 Blocks/game: 1.1

### Personal Bests

**Points:** 19 vs. Penn, 11/22/13  
**Rebounds:** 11 vs. Md. Eastern Shore, 11/14/13  
**FGM:** 6, 2x, last vs. Ark-Pine Bluff, 12/22/13  
**FGA:** 10 vs. Iowa State 12/13/13  
**3-pt FG:** 3, vs. Ark-Pine Bluff, 12/22/13  
**3-pt FGA:** 4, vs. Ark-Pine Bluff, 12/22/13  
**FTM:** 8 vs. Notre Dame, 12/3/13  
**FTA:** 10 vs. Notre Dame, 12/3/13  
**Assists:** 3, 2x, last vs. Ark-Pine Bluff, 12/22/13  
**Steals:** 1, 11x, last vs. Indiana, 2/27/14  
**Blocks:** 4 vs. UNC Wilmington, 11/8/13  
**Minutes:** 26, 2x, last at Ohio State, 1/12/14

### CAREER STATISTICS

YEAR	G/GS	FG-A	PCT	3-PT	PCT	FT-A	PCT	RB	AVG	PF-FO	AS	TO	BK	ST	PTS	AVG
Soph.	31/0	77-158	.487	14-37	.378	61-76	.803	142	4.6	37-0	26	30	33	11	229	7.4



# IOWA HAWKEYE BASKETBALL

## Updated Iowa Player Bio

### Aaron White



30

**Jr., 6-9, 220, Forward**  
**Strongsville, Ohio**  
**Strongsville HS**

- Third team All-Big Ten by the coaches and media
- Only player in the nation shooting better than 55% from the field and 80% from the free throw line
- Only Big Ten player to average 13+ points and 7+ rebounds during conference play this season
- On pace to shatter Iowa career FT makes record; currently sixth with 418 makes (record is 516 by Roy Marble)
- Led Iowa in rebounding the last six games
- Ranks 18th in Iowa career scoring (1,289 points)
- Netted career point No. 1,000 in his 82nd game against Notre Dame on Dec. 3
- Scored in double figures in 22-of-31 games this season and 66 career times
- Played 30+ minutes eight of the last nine games
- Leads team with five double-doubles this season -- fourth most among Big Ten players; 13 double-doubles in his career
- Ranks second in the Big Ten in field goal percentage (.588); sixth in rebounding (6.8); seventh in free throw percentage (.806); and 15th in scoring (13.3)
- Tallied 20+ points in back-to-back games (Nebraska-Omaha and UMES)
- Averaged 12 points & 4.3 boards at Battle 4 Atlantis
- Scored a game-high 17 points and grabbed four boards in win over UTEP
- Amassed 20 points, seven rebounds and seven assists in win over Notre Dame, becoming the first Hawkeye to post those numbers in a game since Jake Kelly in the 2008-09 season
- First Hawkeye in 10 years to amass 25 points and 17 rebounds in a single-game when he accomplished the feat at #16 Iowa State
- Had 13 points, seven rebounds and two steals in win over Nebraska
- Posted 12 points and cleared eight boards at #4 Wisconsin
- Tallied 18 points, bolstered by 10-of-10 shooting from the free throw line, and snagged 10 boards in home win over Northwestern
- Scored 19 points and grabbed six rebounds in road win at #3 Ohio State

### 2013-14 Game-by-Game

Opponent	Date	gs	min	Total		3-Pointers		Free throws		Rebounds				pf	a	t/o	blk	stl	pts	avg	
				fg-fga	pct	3fg-fga	pct	ft-fa	pct	off	def	tot	avg								
UNC WILMINGTON	11/08/13	*	19	4-6	.667	0-0	.000	2-2	1.000	0	6	6	6.0	0	2	2	0	1	10	10.0	
NEBRASKA-OMAHA	11/10/13	*	33	5-10	.500	0-2	.000	10-12	.833	4	11	15	10.5	2	2	4	0	1	20	15.0	
MD. EASTERN SHORE	11/14/13	*	17	9-10	.900	0-1	.000	4-5	.800	0	3	3	8.0	0	2	2	0	1	22	17.3	
ABILENE CHRISTIAN	11/17/13	*	17	4-5	.800	0-0	.000	1-1	1.000	0	7	7	7.8	1	3	2	0	1	9	15.3	
PENN	11/22/13	*	22	2-6	.333	0-0	.000	3-5	.600	2	5	7	7.6	0	0	0	0	1	7	13.6	
vs Xavier	11/28/13	*	34	3-7	.429	0-2	.000	4-5	.800	2	4	6	7.3	0	3	3	2	0	10	13.0	
vs UTEP	11/29/13	*	19	5-6	.833	0-0	.000	7-7	1.000	1	3	4	6.9	0	1	0	1	0	17	13.6	
vs Villanova	11/30/13	*	30	2-4	.500	1-1	1.000	4-5	.800	1	2	3	6.4	5	2	5	0	1	9	13.0	
NOTRE DAME	12/03/13	*	36	7-9	.778	0-0	.000	6-6	1.000	3	4	7	6.4	1	7	2	1	0	20	13.8	
vs Drake	12/07/13	*	22	3-5	.600	0-1	.000	1-2	.500	2	0	2	6.0	2	2	1	1	0	7	13.1	
FAIRLEIGH DICKINSON	12/09/13	*	16	3-4	.750	0-0	.000	2-2	1.000	1	1	2	5.6	1	3	1	0	3	8	12.6	
at Iowa State	12/13/13	*	32	11-15	.733	1-1	1.000	2-2	1.000	5	12	17	6.6	2	1	3	1	1	25	13.7	
ARKANSAS PINE BLUFF	12/22/13	*	8	3-3	1.000	0-0	.000	2-2	1.000	0	2	2	6.2	0	0	0	0	1	8	13.2	
NEBRASKA	12/31/13	*	37	5-10	.500	1-3	.333	2-4	.500	0	7	7	6.3	2	2	1	0	2	13	13.2	
at Wisconsin	01/05/14	*	31	3-5	.600	0-0	.000	6-8	.750	2	6	8	6.4	0	0	1	2	0	12	13.1	
NORTHWESTERN	01/09/14	*	30	4-7	.571	0-0	.000	10-10	1.000	2	8	10	6.6	1	5	4	0	1	18	13.4	
at Ohio State	01/12/14	*	32	8-12	.667	1-1	1.000	2-2	1.000	2	4	6	6.6	0	2	1	2	0	19	13.8	
MINNESOTA	01/19/14	*	23	4-5	.800	0-0	.000	10-11	.909	1	3	4	6.4	2	2	0	0	1	18	14.0	
at Michigan	01/22/14	*	34	6-12	.500	0-3	.000	5-8	.625	0	7	7	6.5	1	4	1	0	2	17	14.2	
at Northwestern	01/25/14	*	23	2-6	.333	0-1	.000	1-1	1.000	2	4	6	6.5	0	2	3	0	0	5	13.7	
MICHIGAN STATE	01/28/14	*	37	1-4	.250	0-1	.000	8-8	1.000	0	7	7	6.5	0	2	0	0	0	10	13.5	
at Illinois	02/01/14	*	24	6-11	.545	0-1	.000	2-3	.667	1	5	6	6.5	2	2	2	1	1	14	13.5	
OHIO STATE	02/04/14	*	32	3-9	.333	0-2	.000	2-4	.500	2	5	7	6.5	0	0	1	0	0	8	13.3	
MICHIGAN	02/08/14	*	32	4-8	.500	0-0	.000	3-4	.750	3	5	8	6.5	2	0	2	1	2	11	13.2	
at Penn State	02/15/14	*	33	6-12	.500	0-2	.000	2-4	.500	2	5	7	6.6	0	1	1	1	0	14	13.2	
WISCONSIN	02/22/14	*	30	2-5	.400	0-0	.000	0-0	.000	1	6	7	6.6	2	1	2	1	2	4	12.9	
at Minnesota	02/25/14	*	33	8-11	.727	1-1	1.000	4-4	1.000	4	5	9	6.7	0	1	2	0	3	21	13.2	
at Indiana	02/27/14	*	34	6-8	.750	0-1	.000	7-10	.700	6	4	10	6.8	3	0	4	1	3	19	13.4	
PURDUE	03/02/14	*	34	3-9	.333	1-2	.500	8-10	.800	4	6	10	6.9	2	2	1	1	2	15	13.4	
at Michigan State	03/06/14	*	24	5-8	.625	0-1	.000	0-1	.000	1	1	2	6.7	2	1	2	0	1	10	13.3	
ILLINOIS	03/08/14	*	36	3-6	.500	1-2	.500	5-7	.714	2	6	8	6.8	0	0	3	2	0	12	13.3	
Totals			31	864	140-238	.588	7-29	.241	125-155	.806	56	154	210	6.8	33	55	56	18	31	412	13.3

Games played: 31  
Minutes/game: 27.9  
Points/game: 13.3  
FG Pct: 58.8  
3FG Pct: 24.1  
FT Pct: 80.6

Rebounds/game: 6.8  
Assists/game: 1.8  
Turnovers/game: 1.8  
Assist/turnover ratio: 1.0  
Steals/game: 1.0  
Blocks/game: 0.6

- Netted all 18 of his points in the second half in home win over Minnesota
- Scored 16 of his 17 points in the second half, including a stretch of 14-straight points, to go along with team bests in rebounds (7), steals (2) and assists (4) at #21 Michigan
- Led team in rebounding (7) and scored eight of his 10 points at the free throw line in home game vs. #6 Michigan State
- Tallied 14 points, corralled six rebounds, and dished out two assists in win at Illinois
- Led team in rebounding (7) vs. #25 Ohio State
- Collected 11 points, eight rebounds and two steals in home win over #10 Michigan
- Tallied 14 points and seven rebounds in road win at Penn State
- Had 21 points (8-11 FGs, 4-4 FTs), nine rebounds and three steals at Minnesota
- Netted 19 points (6-8 FGs, 7-10 FTs) and controlled a game-high 10 rebounds at Indiana

- Second straight double-double, scoring 15 points and clearing a team-high 10 boards in win over Purdue
- Posted team highs in scoring (12), rebounding (8), and blocked shots (2) in home game vs. Illinois

#### Personal Bests

**Points:** 27 vs. Penn State, 1/31/13  
**Rebounds:** 17 at Iowa State, 12/13/13  
**FGM:** 11 at Iowa State, 12/13/13  
**FGA:** 17 at Oregon, 3/18/12  
**3-pt FG:** 2, 5x, last at Purdue, 1/27/13  
**3-pt FGA:** 5 at Oregon, 3/18/13  
**FTM:** 13 vs. Wisconsin, 1/19/13  
**FTA:** 15 vs. Wisconsin, 1/19/13  
**Assists:** 7 vs. Notre Dame, 12/3/13  
**Steals:** 4, 2x, last at Indiana, 3/2/13  
**Blocks:** 3, 3x, last vs. Minnesota, 2/17/13  
**Minutes:** 37, 2x, last vs. Michigan State, 1/28/14

#### CAREER STATISTICS

YEAR	G/GS	FG-A	PCT	3-PT	PCT	FT-A	PCT	RB	AVG	PF-FO	AS	TO	BK	ST	PTS	AVG
Fresh.	35/14	136-270	.504	17-61	.279	100-143	.699	199	5.7	73-2	31	49	23	31	389	11.1
Soph.	38/38	140-299	.468	15-66	.234	193-258	.748	234	6.2	54-0	51	62	27	41	488	12.8
Junior	31/31	140-238	.588	7-29	.241	125-155	.806	210	6.8	33-1	55	56	18	31	412	13.3
TOTALS	104/83	416-807	.515	39-156	.250	418-556	.752	643	6.2	160-3	137	167	68	103	1,289	12.4



# IOWA HAWKEYE BASKETBALL

## Updated Iowa Player Bio

### Adam Woodbury



# 34

**So., 7-1, 245, Center**  
**Sioux City, Iowa**  
**East HS**

- Scored 10+ points three times this season (Northwestern, Pine Bluff, and Illinois)
- His six rebounds at Northwestern, vs. Ohio State and vs. Wisconsin are season bests against Big Ten competition
- Improved his free throw percentage by 20 percent this season compared to last year
- Scored five or more points 18 times this year, including seven of the last 12 contests
- Started all 69 games of his career, 38 as a freshman
- Netted seven points (3-3 FG, 1-1 FT) against Villanova
- Collected six points and six rebounds in win over Drake
- Scored eight points and snagged three rebounds in win over FDU
- Snagged a career-high 11 rebounds and collected two steals at #16 Iowa State
- Tallied 10 points and dished out a career-best four assists and had two steals in win over Arkansas-Pine Bluff
- Had eight points and four rebounds in win over Nebraska
- Netted 10 points and grabbed three rebounds in home win over Northwestern
- Scored eight points (3-of-3 FG, 2-of-2 FT) and snagged four rebounds at #21 Michigan
- Collected six rebounds and six points in road win at Northwestern
- Tallied seven of his nine points at the foul line, attempting a personal-best 12 free throws, vs. #6 Michigan State
- Blocked two shots, scored six points and snagged four rebounds in home win over #10 Michigan
- Equaled a career high by sinking seven free throws, while also grabbing four boards, in road win at Penn State

### 2013-14 Game-by-Game

Opponent	Date	gs	min	Total		3-Pointers		Free throws		Rebounds				pf	a	t/o	blk	stl	pts	avg
				fg-fga	pct	3fg-fga	pct	ft-fa	pct	off	def	tot	avg							
UNC WILMINGTON	11/08/13	*	13	2-6	.333	0-0	.000	0-1	.000	1	4	5	5.0	4	1	0	1	0	4	4.0
NEBRASKA-OMAHA	11/10/13	*	11	2-4	.500	0-0	.000	1-2	.500	2	1	3	4.0	1	1	3	1	0	5	4.5
MD. EASTERN SHORE	11/14/13	*	19	1-3	.333	0-0	.000	2-2	1.000	1	5	6	4.7	2	0	1	1	0	4	4.3
ABILENE CHRISTIAN	11/17/13	*	18	3-4	.750	0-0	.000	3-3	1.000	1	2	3	4.3	3	2	0	0	1	9	5.5
PENN	11/22/13	*	20	2-6	.333	0-0	.000	2-3	.667	5	3	8	5.0	3	1	0	0	0	6	5.6
vs Xavier	11/28/13	*	11	1-2	.500	0-0	.000	0-0	.000	1	0	1	4.3	5	1	2	0	0	2	5.0
vs UTEP	11/29/13	*	14	1-4	.250	0-0	.000	0-0	.000	1	1	2	4.0	4	0	0	0	0	2	4.6
vs Villanova	11/30/13	*	15	3-3	1.000	0-0	.000	1-1	1.000	0	1	1	3.6	1	0	1	0	0	7	4.9
NOTRE DAME	12/03/13	*	15	2-3	.667	0-0	.000	2-2	1.000	1	2	3	3.6	1	3	3	0	0	6	5.0
vs Drake	12/07/13	*	18	2-5	.400	0-0	.000	2-4	.500	3	3	6	3.8	2	1	0	0	1	6	5.1
FAIRLEIGH DICKINSON	12/09/13	*	19	4-8	.500	0-0	.000	0-1	.000	2	1	3	3.7	3	1	0	1	0	8	5.4
at Iowa State	12/13/13	*	25	2-5	.400	0-0	.000	1-2	.500	3	8	11	4.3	5	2	1	0	2	5	5.3
ARKANSAS PINE BLUFF	12/22/13	*	18	3-4	.750	0-0	.000	4-4	1.000	2	2	4	4.3	2	4	2	0	2	10	5.7
NEBRASKA	12/31/13	*	15	4-5	.800	0-0	.000	0-0	.000	2	2	4	4.3	1	1	1	1	0	8	5.9
at Wisconsin	01/05/14	*	13	1-2	.500	0-0	.000	1-2	.500	1	2	3	4.2	4	0	0	1	1	3	5.7
NORTHWESTERN	01/09/14	*	19	4-7	.571	0-0	.000	2-2	1.000	1	2	3	4.1	2	0	4	0	1	10	5.9
at Ohio State	01/12/14	*	14	0-2	.000	0-0	.000	2-2	1.000	1	2	3	4.1	4	0	0	0	0	2	5.7
MINNESOTA	01/19/14	*	10	0-2	.000	0-0	.000	0-0	.000	1	2	3	4.0	1	0	1	0	0	0	5.4
at Michigan	01/22/14	*	22	3-3	1.000	0-0	.000	2-2	1.000	1	3	4	4.0	2	2	3	1	0	8	5.5
at Northwestern	01/25/14	*	22	3-7	.429	0-0	.000	0-0	.000	1	5	6	4.1	1	1	1	1	1	6	5.6
MICHIGAN STATE	01/28/14	*	18	1-1	1.000	0-0	.000	7-12	.583	2	2	4	4.1	4	0	2	0	0	9	5.7
at Illinois	02/01/14	*	14	2-2	1.000	0-0	.000	2-2	1.000	0	1	1	4.0	3	0	0	0	1	6	5.7
OHIO STATE	02/04/14	*	17	1-2	.500	0-0	.000	2-4	.500	4	2	6	4.0	2	1	2	2	0	4	5.7
MICHIGAN	02/08/14	*	14	2-7	.286	0-0	.000	2-4	.500	3	1	4	4.0	2	0	1	2	0	6	5.7
at Penn State	02/15/14	*	11	0-2	.000	0-0	.000	7-8	.875	2	2	4	4.0	3	1	1	0	0	7	5.7
WISCONSIN	02/22/14	*	17	2-2	1.000	0-0	.000	0-0	.000	3	3	6	4.1	1	1	0	0	1	4	5.7
at Minnesota	02/25/14	*	21	2-7	.286	0-0	.000	2-2	1.000	2	1	3	4.1	1	1	0	2	1	6	5.7
at Indiana	02/27/14	*	13	0-0	.000	0-0	.000	1-2	.500	3	2	5	4.1	4	0	3	1	1	1	5.5
PURDUE	03/02/14	*	19	2-3	.667	0-0	.000	0-0	.000	0	2	2	4.0	3	0	0	2	0	4	5.4
at Michigan State	03/06/14	*	18	2-6	.333	0-0	.000	0-0	.000	2	1	3	4.0	3	0	1	0	3	4	5.4
ILLINOIS	03/08/14	*	20	5-7	.714	0-0	.000	1-2	.500	1	1	2	3.9	1	0	0	1	1	11	5.6
Totals			31	513	62-124	.500	0-0	.000	49-69	.710	53	69	122	3.9	78	25	33	18	173	5.6

Games played: 31  
Minutes/game: 16.5  
Points/game: 5.6  
FG Pct: 50.0  
FT Pct: 71.0

Rebounds/game: 3.9  
Assists/game: 0.8  
Turnovers/game: 1.1  
Assist/turnover ratio: 0.8  
Steals/game: 0.5  
Blocks/game: 0.6

- Six points, three rebounds, two blocked shots and a steal at Minnesota
- Snagged five rebounds at Indiana
- Collected a career-high three steals to go along with three rebounds and four points at #22 Michigan State
- Tallied a season-high 11 points (5-7 FG, 1-2 FT) in home game vs. Illinois

#### Personal Bests

**Points:** 13 vs. A&M-CC, 12/1/12  
**Rebounds:** 11 at Iowa State, 12/13/13  
**FGM:** 6 vs. Nebraska, 3/9/13  
**FGA:** 8, 2x, last vs. Maryland, 4/2/13  
**FTM:** 7, 2x, last at Penn State, 2/15/14  
**FTA:** 12 vs. Michigan State, 1/28/14  
**Assists:** 4 vs. Ark-Pine Bluff, 12/22/13  
**Steals:** 3 at Michigan State, 3/6/14  
**Blocks:** 3, 3x, last vs. Penn State, 1/31/13  
**Minutes:** 29 vs. Maryland, 4/2/13

#### CAREER STATISTICS

YEAR	G/GS	FG-A	PCT	3-PT	PCT	FT-A	PCT	RB	AVG	PF-FO	AS	TO	BK	ST	PTS	AVG
Fresh.	38/38	81-166	.488	0-0	.000	26-51	.510	181	4.8	96-1	22	48	29	16	188	4.9
Soph.	31/31	62-124	.500	0-0	.000	49-69	.710	122	3.9	78-2	25	33	18	17	173	5.6
TOTALS	69/69	143-290	.493	0-0	.000	75-120	.625	303	4.4	174-3	47	81	47	33	361	5.2



# IOWA HAWKEYE BASKETBALL

## Game-by-Game Results

Overall: 20-11      Big Ten: 9-9      Home: 13-4      Away: 4-6      Neutral: 3-1

Date	Opponent	Result	Attend.	Top Scorer	Top Rebounder
Nov. 8	UNC Wilmington	W, 82-39	15,293	14, Jarrod Uthoff	7, McCabe, Uthoff, Olaseni
Nov. 10	Nebraska-Omaha	W, 83-75	14,271	20, Aaron White	15, Aaron White
Nov. 14	Maryland Eastern Shore	W, 109-63	13,374	22, Aaron White	11, Jarrod Uthoff
Nov. 17	Abilene Christian	W, 103-41	14,733	27, Roy Devyn Marble	7, Aaron White
Nov. 22	Penn	W, 86-55	15,400	19, Jarrod Uthoff	8, Adam Woodbury
^ Nov. 28	vs. Xavier	W, 77-74 (OT)	2,258	30, Roy Devyn Marble	11, Gabriel Olaseni
^ Nov. 29	vs. UTEP	W, 89-53	2,664	17, Aaron White	10, Jarrod Uthoff
^ Nov. 30	vs. Villanova	L, 83-88 (OT)	2,593	24, Roy Devyn Marble	6, Melsahn Basabe
\$ Dec. 3	Notre Dame	W, 98-93	15,400	20, Aaron White	7, Aaron White
# Dec. 7	vs. Drake	W, 83-66	14,512	15, Melsahn Basabe	9, Jarrod Uthoff
Dec. 9	Fairleigh Dickinson	W, 92-59	13,501	14, Gabriel Olaseni	11, Melsahn Basabe
+ Dec. 13	at #16 Iowa State	L, 82-85	14,384	25, Aaron White	17, Aaron White
Dec. 22	Arkansas-Pine Bluff	W, 86-61	15,400	16, Jarrod Uthoff	7, Zach McCabe
* Dec. 31	Nebraska	W, 67-57	15,400	15, Roy Devyn Marble	8, Roy Devyn Marble
* Jan. 5	at #4 Wisconsin	L, 71-75	17,249	27, Roy Devyn Marble	9, Melsahn Basabe
* Jan. 9	Northwestern	W, 93-67	14,016	18, Aaron White	10, Basabe, White
* Jan. 12	at #3 Ohio State	W, 84-74	18,809	22, Roy Devyn Marble	10, Melsahn Basabe
* Jan. 19	Minnesota	W, 94-73	15,400	18, Aaron White	7, Basabe, Olaseni
* Jan. 22	at #21 Michigan	L, 67-75	12,707	17, White, Basabe	7, Aaron White
* Jan. 25	at Northwestern	W, 76-50	8,117	14, Marble, Olaseni	10, Gabriel Olaseni
* Jan. 28	#6 Michigan State	L, 69-71 (OT)	15,400	21, Roy Devyn Marble	7, Aaron White
* Feb. 1	at Illinois	W, 81-74	16,618	17, Roy Devyn Marble	12, Gabriel Olaseni
* Feb. 4	#25 Ohio State	L, 69-76	15,400	16, Mike Gesell	7, Aaron White
* Feb. 8	#10 Michigan	W, 85-67	15,400	26, Roy Devyn Marble	10, Melsahn Basabe
* Feb. 15	at Penn State	W, 82-70	10,428	16, Melsahn Basabe	8, Melsahn Basabe
* Feb. 22	#16 Wisconsin	L, 74-79	15,400	21, Roy Devyn Marble	7, Aaron White
* Feb. 25	at Minnesota	L, 89-95	14,625	24, Roy Devyn Marble	9, Aaron White
* Feb. 27	at Indiana	L, 86-93	17,472	20, Roy Devyn Marble	10, Aaron White
* March 2	Purdue	W, 83-76	15,400	21, Roy Devyn Marble	10, Aaron White
* March 6	at #22 Michigan State	L, 76-86	14,797	24, Roy Devyn Marble	3, Woodbury, Olaseni, Uthoff
* March 8	Illinois	L, 63-66	15,400	12, Aaron White	8, Aaron White

^ - Battle 4 Atlantis -- Paradise Island, Bahamas

\$ - Big Ten / ACC Challenge

+ - Iowa Corn Cy-Hawk Series

# - Hy-Vee Big Four Classic -- Des Moines, Iowa

\* - Big Ten Conference Game

% - Big Ten Tournament -- Indianapolis

Attendance Summary	Games	Totals	Average
Home	17	254,588	14,976
Away	10	145,206	14,520
Neutral	4	22,027	5,506
<b>Totals</b>	<b>31</b>	<b>421,821</b>	<b>13,607</b>



# IOWA HAWKEYE BASKETBALL

## Game-by-Game Statistics

Team	Score	FG-A	PCT	3-PT. FG	PCT	FT-A	PCT	REB	PF	AS	TO	BS	ST
at Iowa	82	31-67	.463	4-12	.333	16-24	.667	56	10	19	10	12	7
UNC-Wilmington	39	16-72	.222	2-23	.087	5-10	.500	43	20	6	14	1	6
at Iowa	83	21-56	.375	3-14	.214	38-49	.776	49	15	12	18	7	7
Nebraska-Omaha	75	28-71	.394	8-28	.286	11-16	.688	37	30	14	16	2	11
at Iowa	109	35-68	.515	7-17	.412	32-43	.744	57	18	24	12	6	8
Maryland Eastern Shore	63	24-75	.320	4-25	.160	11-18	.611	37	27	9	15	1	8
at Iowa	103	38-61	.623	9-21	.429	18-22	.818	36	10	25	5	5	11
Abilene Christian	41	14-54	.259	3-23	.130	10-12	.833	30	21	6	19	0	3
at Iowa	86	26-66	.394	6-18	.333	28-40	.700	44	17	11	10	5	14
Penn	55	21-58	.362	3-23	.130	10-16	.625	41	29	15	25	4	2
Iowa	77	24-68	.353	6-23	.261	23-34	.676	45	23	17	12	8	6
vs. Xavier (OT)	74	25-64	.391	6-24	.250	18-28	.643	49	27	12	19	6	4
Iowa	89	31-59	.525	9-16	.563	18-22	.818	46	17	22	5	4	2
vs. UTEP	53	18-52	.346	5-22	.227	12-21	.571	24	17	11	7	2	4
Iowa	83	29-69	.420	11-24	.458	14-21	.667	36	28	18	17	6	8
vs. Villanova (OT)	88	27-63	.429	14-38	.368	20-30	.667	48	19	14	20	7	5
at Iowa	98	33-58	.569	7-13	.538	25-29	.862	36	15	20	12	5	3
Notre Dame	93	35-68	.515	8-17	.471	15-19	.789	26	22	20	7	2	7
Iowa	83	29-64	.453	3-18	.167	22-30	.733	47	15	11	5	6	5
vs. Drake	66	23-58	.397	12-29	.414	8-10	.800	28	21	13	9	1	3
at Iowa	92	34-70	.486	4-11	.364	20-27	.741	54	13	19	8	3	8
Fairleigh Dickinson	59	21-65	.323	7-22	.318	10-14	.714	32	22	11	10	8	7
Iowa	82	32-69	.464	4-17	.235	14-21	.667	49	27	19	11	1	6
at #16 Iowa State	85	28-59	.475	6-17	.353	23-36	.639	35	20	19	10	2	5
at Iowa	86	29-47	.617	10-17	.588	18-27	.667	42	12	22	27	4	10
Arkansas-Pine Bluff	61	22-65	.338	8-26	.308	9-17	.529	27	20	14	18	2	19
at Iowa	67	22-48	.458	1-6	.167	22-39	.564	42	17	10	15	8	6
Nebraska	57	20-67	.299	5-18	.278	12-18	.667	44	28	9	12	1	10
Iowa	71	25-64	.391	4-10	.400	17-25	.680	42	23	10	10	5	7
at #4 Wisconsin	75	20-53	.377	10-22	.455	25-35	.714	35	22	11	12	6	2
at Iowa	93	29-51	.569	8-14	.571	27-36	.750	41	20	22	15	6	10
Northwestern	67	23-59	.390	5-24	.208	16-25	.640	28	28	4	13	2	6
Iowa	84	29-61	.475	5-17	.294	21-26	.808	40	18	14	10	4	5
at #3 Ohio State	74	25-56	.446	7-21	.333	17-24	.708	31	22	15	17	1	8
at Iowa	94	29-59	.492	9-20	.450	27-37	.730	40	21	12	10	1	6
Minnesota	73	26-58	.448	5-16	.313	16-24	.667	33	29	11	13	5	7
Iowa	67	25-53	.472	2-10	.200	15-21	.714	33	17	14	14	2	6
at #21 Michigan	75	27-58	.466	8-27	.296	13-16	.813	32	16	15	10	2	9
Iowa	74	28-54	.519	5-12	.417	15-20	.750	44	12	17	15	3	7
at Northwestern	50	20-55	.364	4-20	.200	6-9	.667	20	18	12	10	7	8
at Iowa	69	18-48	.375	3-12	.250	30-43	.698	38	19	7	10	5	4
#6 Michigan State	71	25-59	.424	10-29	.345	11-20	.550	38	29	12	11	5	5
Iowa	81	26-56	.464	5-16	.313	24-30	.800	41	22	12	15	5	10
at Illinois	74	25-56	.446	6-15	.400	18-23	.783	28	24	12	12	6	6
at Iowa	69	27-60	.450	3-20	.150	12-19	.632	38	20	11	13	5	3
#25 Ohio State	76	25-49	.510	7-16	.438	19-24	.792	25	20	12	13	2	10
at Iowa	85	29-61	.475	10-17	.588	17-22	.773	38	14	22	7	7	9
#10 Michigan	67	22-52	.423	9-25	.360	14-18	.778	29	13	13	12	4	3
Iowa	82	22-55	.400	7-19	.368	31-40	.775	40	18	13	6	10	4
at Penn State	70	26-65	.400	3-16	.188	15-21	.714	36	23	9	9	5	3
at Iowa	74	31-64	.484	4-14	.286	8-9	.889	33	15	19	7	3	5
#16 Wisconsin	79	30-63	.476	8-24	.333	11-13	.846	35	13	15	9	2	4
Iowa	89	31-64	.484	10-25	.400	17-22	.773	28	25	17	13	4	9
at Minnesota	95	30-49	.612	11-19	.579	24-29	.828	29	20	19	14	3	9
Iowa	86	34-70	.486	4-20	.200	14-22	.636	41	26	17	18	5	10
at Indiana	93	30-58	.517	6-15	.400	27-38	.711	32	22	16	17	4	11
at Iowa	83	26-60	.433	5-16	.313	26-36	.722	33	18	17	5	5	12
Purdue	76	28-57	.491	6-18	.333	14-21	.667	40	25	15	16	4	1
Iowa	76	28-60	.467	7-20	.350	13-15	.867	27	21	15	13	1	10
at #22 Michigan State	86	28-48	.583	10-17	.588	20-26	.769	29	20	20	16	7	9
at Iowa	63	24-54	.444	6-17	.353	9-14	.643	29	13	16	8	6	7
Illinois	66	25-54	.463	7-19	.368	9-12	.750	34	16	12	13	3	8





# IOWA HAWKEYE BASKETBALL

## Season & Career Bests

### Season Bests

Player	Points	3-Pointers	Rebounds	Assists	Blocks	Steals
Melsahn Basabe	17, Michigan	1, Michigan State	11, FDU	2, Michigan	4, Penn State	3, Villanova
Anthony Clemmons	11, Omaha	2, UA-Pine Bluff	4, twice	7, Xavier	2, Omaha	1, eleven times
Kyle Denning	3, twice	1, twice	1, three times	2, ACU	- - -	1, ACU
Mike Gesell	16, Ohio State	4, Penn State	5, twice	8, Michigan	1, four times	3, twice
Peter Jok	15, ACU	3, ACU	7, Drake	4, twice	1, twice	2, twice
Roy Devyn Marble	30, Xavier	4, three times	8, Nebraska	11, Wisconsin	2, twice	6, Penn
Zach McCabe	14, twice	4, Villanova	7, UNCW	4, Michigan	1, Indiana	3, Minnesota
Kyle Meyer	3, UMES	1, UMES	7, UMES	2, UMES	1, Northwestern	1, ACU
Josh Oglesby	17, twice	5, Minnesota	4, Illinois	3, Michigan	1, Nebraska	3, Purdue
Gabriel Olaseni	15, Illinois	- - -	12, Illinois	2, three times	5, UNCW	2, Minnesota
Darius Stokes	2, UMES	- - -	2, Penn	- - -	- - -	- - -
Okey Ukah	2, UTEP	- - -	2, twice	- - -	1, UMES	- - -
Jarrold Uthoff	19, Penn	3, UA-Pine Bluff	11, UMES	3, twice	4, UNCW	1, ten times
Aaron White	25, Iowa State	1, six times	17, Iowa State	7, Notre Dame	2, twice	3, three times
Adam Woodbury	11, Illinois	- - -	11, Iowa State	4, UA-Pine Bluff	2, five times	3, Michigan State

### Career Bests

Player	Points	3-Pointers	Rebounds	Assists	Blocks	Steals
Melsahn Basabe	25, Michigan, '11	1, Michigan State, '14	14, Iowa State, '10	2, four times	7, Iowa State, '10	3, Villanova, '13
Anthony Clemmons	14, Iowa State, '12	2, four times	4, five times	9, Coppin St., '12	2, Omaha, '13	3, three times
Kyle Denning	6, SCSU, '12	2, SCSU, '12	1, twice	2, twice	- - -	1, twice
Mike Gesell	23, UNI, '12	4, twice	6, twice	8, SCSU	1, fourteen times	4, Minnesota, '13
Peter Jok	15, ACU, '13	3, ACU, '13	7, Drake, '13	4, twice	1, ACU, '13	2, twice
Roy Devyn Marble	31, Oregon, '12	7, Oregon, '12	9, Indiana, '12	11, Wisconsin, '14	3, Boise State, '11	6, Penn, '13
Zach McCabe	20, three times	4, four times	10, Minnesota, '12	4, twice	2, twice	4, five times
Kyle Meyer	3, UMES, '13	1, UMES, '13	7, UMES, '13	2, UMES, '13	1, Northwestern, '14	1, ACU, '13
Josh Oglesby	24, Indiana, '12	6, Indiana, '12	5, twice	4, twice	2, Wichita St., '12	3, Purdue, '14
Gabriel Olaseni	14, twice	- - -	11, Xavier, '13	3, Nebraska	7, Illinois, '13	2, three times
Okey Ukah	2, UTEP, '13	- - -	2, twice	- - -	1, UMES, '13	- - -
Jarrold Uthoff	19, Penn, '13	3, UAPB, '13	11, UMES, '13	3, twice	4, UNCW, '13	1, nine times
Darius Stokes	2, six times	- - -	5, SCSU, '12	1, three times	1, four times	1, Clemson, '11
Aaron White	27, Penn State, '13	2, four times	17, Iowa State, '13	7, Notre Dame, '13	3, three times	4, twice
Adam Woodbury	13, A&M-CC, '12	- - -	11, Iowa State, '13	4, UA-Pine Bluff, '13	3, three times	3, Michigan St, '14



# IOWA HAWKEYE BASKETBALL

## Season Highs And Lows/Specialty Statistics

CATEGORY			IOWA		OPPONENTS
<u>Points</u>	High	109	Md. Eastern Shore	95	Minnesota
	Low	63	Illinois	39	UNC Wilmington
<u>FG Made</u>	High	38	Abilene Christian	35	Notre Dame
	Low	18	Michigan State	14	Abilene Christian
<u>FG Att.</u>	High	70	Fairleigh Dickinson/Indiana	75	Md. Eastern Shore
	Low	47	Arkansas-Pine Bluff	48	Michigan State
<u>FG%</u>	High	.623	Abilene Christian	.612	Minnesota
	Low	.353	Xavier	.222	UNC Wilmington
<u>3FG Made</u>	High	11	Villanova	14	Villanova
	Low	1	Nebraska	2	UNC Wilmington
<u>3FG Att.</u>	High	25	Minnesota	38	Villanova
	Low	6	Nebraska	15	Illinois/Indiana
<u>3FG%</u>	High	.588	Arkansas-Pine Bluff/Michigan	.588	Michigan State
	Low	.150	Ohio State	.087	UNC Wilmington
<u>FTM</u>	High	38	Nebraska-Omaha	27	Indiana
	Low	8	Wisconsin	5	UNC Wilmington
<u>FTA</u>	High	49	Nebraska-Omaha	38	Indiana
	Low	9	Wisconsin	9	Northwestern
<u>FT% (min. 10)</u>	High	.867	Michigan State	.846	Wisconsin
	Low	.564	Nebraska	.500	UNC Wilmington
<u>Off. Reb.</u>	High	20	Nebraska-Omaha/Xavier	19	UNC Wilmington/Xavier
	Low	5	Abilene Christian	4	Ohio State
<u>Def. Reb.</u>	High	40	UNC Wilmington	32	Villanova
	Low	14	Michigan State	12	Arkansas-Pine Bluff
<u>Total Reb.</u>	High	57	Md. Eastern Shore	49	Xavier
	Low	27	Michigan State	20	Northwestern
<u>Assists</u>	High	25	Abilene Christian	20	Notre Dame/Michigan State
	Low	7	Michigan State	4	Northwestern
<u>Steals</u>	High	14	Penn	19	Arkansas-Pine Bluff
	Low	2	UTEP	1	Purdue
<u>Blocks</u>	High	12	UNC Wilmington	8	Fairleigh Dickinson
	Low	1	Iowa State/Minnesota/Michigan State	0	Abilene Christian
<u>Turnovers</u>	High	27	Arkansas-Pine Bluff	25	Penn
	Low	5	Abilene Christian/UTEP/Drake/Purdue	7	UTEP/Notre Dame
<u>Fouls</u>	High	28	Villanova	30	Nebraska-Omaha
	Low	10	UNCW/Abilene Christian	16	Michigan/Illinois

### GAME-BY-GAME SPECIALTY STATS

		Pts. Off	Pts. in	2nd	Bench
		TO's	Paint	Chance	Points
Date	Opponent	IA-Opp.	IA-Opp.	IA-Opp.	IA-Opp.
11/8	UNC-Wilmington	16-7	42-16	14-10	49-16
11/10	Nebraska-Omaha	17-23	30-26	13-19	35-15
11/14	Md.-Eastern Shore	18-21	44-30	16-16	53-19
11/17	Abilene Christian	29-4	46-16	9-5	51-16
11/22	Penn	30-10	30-30	13-14	45-12
11/28	vs. Xavier	22-19	29-38	23-12	24-20
11/29	vs. UTEP	14-2	35-24	14-7	48-24
11/30	vs. Villanova	24-16	30-24	6-17	31-36
12/3	Notre Dame	4-20	38-50	12-15	39-7
12/7	vs. Drake	13-5	42-12	29-5	39-7
12/9	Fairleigh Dickinson	13-6	54-26	24-5	51-28
12/13	at #16 Iowa State	13-12	46-42	13-12	18-19
12/22	Arkansas-Pine Bluff	18-20	32-28	15-7	47-24
12/31	Nebraska	13-13	38-22	11-15	19-12
1/5	at #4 Wisconsin	10-6	36-12	23-7	18-16
1/9	Northwestern	16-12	34-26	9-12	25-27
1/12	at #3 Ohio State	27-11	44-32	7-14	19-23
1/19	Minnesota	27-15	28-34	21-14	43-18
1/22	at #21 Michigan	10-20	38-32	12-14	8-11
1/25	at Northwestern	8-8	32-22	10-6	32-13
1/28	#6 Michigan State	12-6	28-28	8-12	15-18
2/1	at Illinois	19-18	36-34	20-6	32-15
2/4	#25 Ohio State	13-12	40-32	11-2	27-13
2/8	#10 Michigan	17-14	34-18	11-6	11-7
2/15	at Penn State	11-6	24-40	9-17	17-24
2/22	#16 Wisconsin	13-6	32-32	8-13	35-21
2/25	at Minnesota	27-15	36-30	15-5	9-26
2/27	at Indiana	17-18	52-42	15-11	26-42
3/2	Purdue	18-4	32-38	11-11	26-14
3/6	at #22 Michigan St	25-21	26-24	15-10	26-27
3/8	Illinois	23-9	30-28	16-12	15-20

## IOWA AND OPPONENT INDIVIDUAL HIGH PERFORMANCES

CATEGORY		IOWA		OPPONENTS
<u>Points</u>		30		Will Sheehy (Indiana)
<u>Field Goals Made</u>	11 (11-15)	Aaron White vs. Iowa State	13 (13-20)	Will Sheehy (Indiana)
<u>Field Goals Attempted</u>	24	Roy Devyn Marble vs. Wisconsin	24 (6-24)	Isaac Smith (Md. Eastern Shore)
<u>Field Goal Percentage (min. 5 made)</u>	.900 (9-10)	Aaron White vs. Md. Eastern Shore	.857 (6-7)	Aaron Craft (Ohio State)
<u>3-Point Field Goals Made</u>	6 (6-10)	Roy Devyn Marble vs. Michigan	5 (5-8)	Chris Caid (Drake)
<u>3-Point Field Goals Attempted</u>	10	Roy Devyn Marble vs. Xavier/Michigan	14 (4-14)	CJ Carter (Nebraska-Omaha)
<u>3-Point Field Goals Pct. (min. 4 made)</u>	.800 (4-5)	Three Players	.800 (4-5)	Twice
<u>Free Throws Made</u>	11 (11-14)	Roy Devyn Marble vs. Nebraska-Omaha	8	Three Players
<u>Free Throws Attempted</u>	14 (11-14)	Roy Devyn Marble vs. Nebraska-Omaha	11 (8-11)	Caris LeVert (Michigan)
<u>Free Throw Pct. (min. 7 made)</u>	1.000 (10-10)	Aaron White vs. Northwestern	1.000 (7-7)	Austin Hollins (Minnesota)
<u>Offensive Rebounds</u>	7	Gabriel Olaseni vs. Xavier	8	Walter Pitchford (Nebraska)
<u>Defensive Rebounds</u>	12	Aaron White vs. Iowa State	13	Dustin Hogue (Iowa State)
<u>Total Rebounds</u>	17	Aaron White vs. Iowa State	16	Dustin Hogue (Iowa State)
<u>Assists</u>	11	Roy Devyn Marble vs. Wisconsin	10	Jerian Grant (Notre Dame)
<u>Steals</u>	6	Roy Devyn Marble vs. Penn	6	Aaron Craft (Ohio State)
<u>Blocks</u>	5	Gabriel Olaseni vs. UNCW	4	Four players
<u>Turnovers</u>	6	Roy Devyn Marble vs. Illinois	7	Two players





# IOWA HAWKEYE BASKETBALL

***The Last Time...***

## **The Last Time a Player . . .**

### ***Had 30 or more points***

Iowa -- 30, Roy Devyn Marble, vs. Xavier, 11/28/13

Opponent -- 30, Will Sheehey, Indiana, 2/27/14

### ***Made at least 90% of his FGA (10 att.)***

Iowa -- .900 (9-10), Aaron White vs. Md. Eastern Shore, 11/14/13

Opponent -- .900 (9-10), E.J. Singler, Oregon, 3/18/12

### ***Made 100% of his FTA (10 att.)***

Iowa -- 1.000 (10-10), Aaron White vs. Northwestern, 1/9/14

Opponent -- 1.000 (10-10), Morris Smith IV, UTSA, 11/15/09

### ***Had 15 or more rebounds***

Iowa -- 17, Aaron White vs. Iowa State, 12/13/13

Opponent -- 16, Dustin Hogue, Iowa State, 12/13/13

### ***Had 10 or more assists***

Iowa -- 11, Roy Devyn Marble vs. Wisconsin, 2/22/14

Opponent -- 10, Jerian Grant, Notre Dame, 12/3/13

### ***Had 5 or more blocks***

Iowa -- 5, Gabriel Olaseni vs. UNC Wilmington, 11/8/13

Opponent -- 5, Austin Isaiah, Baylor, 4/4/13

### ***Had 5 or more steals***

Iowa -- 6, Roy Devyn Marble, 11/22/13

Opponent -- 5, Brandon Dawson, 3/6/14

## **The Last Time a Team . . .**

### ***Scored 100 or more points***

Iowa -- 103 vs. Abilene Christian, 11/17/13

Opponent -- 108 by Oregon, 3/18/12

### ***Scored 40 or fewer points***

Iowa -- 40 at Wisconsin, 3/3/10

Opponent -- 39 by UNC Wilmington, 11/8/13

### ***Won an overtime game***

Iowa -- 77-74 (OT) vs. Xavier, 11/28/13

Opponent -- 71-69 (OT), Michigan State, 1/28/14

### ***Made at least 60% of its FGA (20 att.)***

Iowa -- .617 (29-47) vs. Arkansas-Pine Bluff, 12/22/13

Opponent -- .612 (30-49) by Minnesota, 2/25/14

### ***Made at least 50% of its 3-pt. FGA (8 att.)***

Iowa -- .571 (8-14) vs. Northwestern, 1/9/14

Opponent -- .588 (10-17) by Michigan State, 3/6/14

### ***Made at least 90% of its FTA (10 att.)***

Iowa -- 1.000 (15-15) vs. Virginia, 3/27/13

Opponents -- .909 (10-11) by Indiana State, 2/20/13





# IOWA HAWKEYE BASKETBALL

## 2013-14 Iowa Record When...

When playing at home:	13-4	When leading at the half:	16-8	When wearing White:	9-1
When playing on the road:	4-6	When trailing at the half:	4-3	When wearing Black:	8-7
When playing on a neutral court:	3-1	When tied at the half:	0-0	When wearing Gold:	3-3
When Iowa scores 100 points or more:	2-0	Iowa field goal percentage at home:	482-998	.483	
When Iowa scores 90-99 points:	4-0	Iowa field goal percentage on road:	389-860	.452	
When Iowa scores 80-89 points:	11-4	Iowa 3-point percentage at home:	99-259	.382	
When Iowa scores 70-79 points:	2-3	Iowa 3-point percentage on road:	82-246	.333	
When Iowa scores under 70 points:	1-4	Iowa free throw percentage at home:	373-516	.723	
		Iowa free throw percentage on road:	258-349	.739	
When opponent scores 100 points or more:	0-0	On Sunday:	6-1		
When opponent scores 90-99 points:	1-2	On Monday:	1-0		
When opponent scores 80-89 points:	0-3	On Tuesday:	2-3		
When opponent scores 70-79 points:	7-5	On Wednesday:	0-1		
When opponent scores 60-69 points:	5-1	On Thursday:	3-2		
When opponent scores fewer than 60 points:	7-0	On Friday:	3-1		
		On Saturday:	5-3		
When Iowa shoots at least 50% from the field:	7-0	On BTN:	8-4		
When Iowa shoots less than 50% from the field:	13-11	On CBS:	1-0		
When opponent shoots at least 50% from the field:	1-4	On ESPN:	1-4		
When opponent shoots less than 50% from the field:	19-7	On ESPN2:	1-1		
When Iowa has higher FG% than opponent:	16-3	On ESPNU:	2-1		
When opponent has higher FG%:	3-8	On Mediacom:	2-0		
When FG% is equal:	1-0	On NBC SN:	2-1		
When Iowa outrebounds opponent:	16-5	BTN.com:	0-0		
When opponent has more rebounds:	3-6	On CBS SN:	0-0		
When rebounds are equal:	0-1				
When Iowa shoots at least 80% from the line:	5-2	Most Points, First Half: 56 vs. Md. Eastern Shore			
When Iowa shoots less than 80% from the line:	15-9	Fewest Points, First Half: 30 vs. Four times			
When opponent shoots at least 80% from the line:	2-3	Most Points Allowed, First Half: 51, at Minnesota			
When opponent shoots less than 80% from the line:	18-8	Fewest Points Allowed, First Half: 12 vs. UNC Wilmington			
When Iowa shoots more free throws than opponent:	20-3	Most Points, Second Half: 57 vs. Abilene Christian			
When opponent shoots more free throws:	0-8	Fewest Points, Second Half: 29 vs. Illinois			
When free throws attempts are equal:	0-0	Most Points Allowed, Second Half: 51 vs. Wisconsin			
When Iowa has higher FT% than opponent:	16-4	Fewest Points Allowed, Second Half: 19 vs. Abilene Christian			
When opponent has higher FT%:	4-6	Largest Halftime Advantage: 37 vs. Arkansas-Pine Bluff			
When FT% is equal:	0-1	Largest Halftime Deficit: 9 vs. Wisconsin			
When Iowa shoots at least 50% from 3-point range:	5-0				
When Iowa shoots less than 50% from 3-point range:	15-11				
When opponent shoots at least 50% from 3-point range:	0-2				
When opponent shoots less than 50% from 3-point range:	20-9				
When Iowa has a higher 3-point FG% than opponent:	14-1				
When opponent has a higher 3-point FG%:	6-10				
When 3-point FG% is equal:	0-0				
When Iowa has more assists than opponent:	15-4				
When opponent has more assists:	4-6				
When assists are equal:	1-1				
When Iowa has fewer turnovers than opponent:	13-7				
When opponent has fewer turnovers:	7-3				
When turnovers are equal:	0-1				
When Iowa has more steals than opponent:	10-5				
When opponent has more steals:	9-5				
When steals are equal:	1-1				



# IOWA HAWKEYE BASKETBALL

## ***Under McCaffery... Iowa Record When...***

When playing at home:	53-20	When leading at the half:	61-21	When wearing White:	45-18
When playing on the road:	12-32	When trailing at the half:	11-40	When wearing Black:	18-39
When playing on a neutral court:	9-9	When tied at the half:	2-0	When wearing Gold:	11-4
When Iowa scores 100 points or more:	4-0	Iowa field goal percentage at home:	1900-4118	.461	
When Iowa scores 90-99 points:	8-1	Iowa field goal percentage on road:	1518-3565	.426	
When Iowa scores 80-89 points:	22-5	Iowa 3-point percentage at home:	389-1146	.339	
When Iowa scores 70-79 points:	22-18	Iowa 3-point percentage on road:	321-987	.325	
When Iowa scores under 70 points:	18-37	Iowa free throw percentage at home:	1271-1758	.723	
		Iowa free throw percentage on road:	916-1302	.704	
When opponent scores 100 points or more:	0-2	On Sunday:	10-13		
When opponent scores 90-99 points:	1-7	On Monday:	4-2		
When opponent scores 80-89 points:	0-12	On Tuesday:	10-11		
When opponent scores 70-79 points:	15-26	On Wednesday:	8-11		
When opponent scores 60-69 points:	23-13	On Thursday:	9-9		
When opponent scores fewer than 60 points:	35-1	On Friday:	9-6		
		On Saturday:	22-8		
When Iowa shoots at least 50% from the field:	18-6	On BTN:	29-34		
When Iowa shoots less than 50% from the field:	56-55	On CBS:	1-0		
When opponent shoots at least 50% from the field:	3-29	On ESPN:	3-6		
When opponent shoots less than 50% from the field:	71-32	On ESPN2:	7-5		
When Iowa has higher FG% than opponent:	64-13	On ESPNU:	8-8		
When opponent has higher FG%:	9-46	On Mediacom:	10-0		
When FG% is equal:	2-1	On CBS SN:	1-1		
When Iowa outrebounds opponent:	62-20	On NBC SN:	2-1		
When opponent has more rebounds:	12-39				
When rebounds are equal:	0-2				
When Iowa shoots at least 80% from the line:	19-11	Most Points, First Half:	56 vs. Md. Eastern Shore, '13		
When Iowa shoots less than 80% from the line:	55-50	Fewest Points, First Half:	14 vs. Indiana, '13		
When opponent shoots at least 80% from the line:	15-14	Most Points Allowed, First Half:	55 vs. Michigan State, '12		
When opponent shoots less than 80% from the line:	60-47	Fewest Points Allowed, First Half:	12 vs. UNC Wilmington, '13		
When Iowa shoots more free throws than opponent:	65-23	Most Points, Second Half:	58 vs. SIU-Edwardsville, '10		
When opponent shoots more free throws:	7-37	Fewest Points, Second Half:	24 vs. Wisconsin, '12		
When free throws attempts are equal:	2-1	Most Points Allowed, Second Half:	61 at Oregon, '12		
When Iowa has higher FT% than opponent:	50-24	Fewest Points Allowed, Second Half:	16 vs. UNI, '10		
When opponent has higher FT%:	24-36	Largest Halftime Advantage:	37 vs. Arkansas-Pine Bluff, '13		
When FT% is equal:	0-1	Largest Halftime Deficit:	22 at Michigan State, '12		
When Iowa shoots at least 50% from 3-point range:	10-4				
When Iowa shoots less than 50% from 3-point range:	64-57				
When opponent shoots at least 50% from 3-point range:	1-12				
When opponent shoots less than 50% from 3-point range:	73-49				
When Iowa has a higher 3-point FG% than opponent:	48-22				
When opponent has a higher 3-point FG%:	23-41				
When 3-point FG% is equal:	0-1				
When Iowa has more assists than opponent:	55-16				
When opponent has more assists:	16-41				
When assists are equal:	3-4				
When Iowa has fewer turnovers than opponent:	46-24				
When opponent has fewer turnovers:	23-31				
When turnovers are equal:	5-6				
When Iowa has more steals than opponent:	44-27				
When opponent has more steals:	24-30				
When steals are equal:	6-3				



# IOWA HAWKEYE BASKETBALL

## Iowa Superlatives Under McCaffery

### TEAM

#### Most Points Scored

1. 111 -- SIU Edwardsville (11/26/10)
2. 109 -- Md. Eastern Shore (11/14/13)
3. 103 -- Abilene Christian (11/17/13)
4. 105 -- Central Arkansas (12/19/11)
5. 98 -- Notre Dame (12/3/13)

#### Fewest Points Allowed

1. 36 -- Howard (11/15/12)
2. 39 -- UNC Wilmington (11/8/13)
3. 40 -- Louisiana Monroe (11/16/10)
4. 41 -- Abilene Christian (11/17/13)
5. 46 -- SC State (12/19/12)

#### Field Goals Made

1. 42 -- Central Arkansas (12/19/11)
2. 38 -- Abilene Christian (11/17/13)
3. 37 -- SIU Edwardsville (11/26/10)
- 37 -- Oregon (3/18/12)
5. 35 -- Md. Eastern Shore (11/14/13)

#### Field Goals Attempted

1. 79 -- Oregon (3/18/12)
- 76 -- Central Arkansas (12/19/11)
- 76 -- South Dakota (12/4/12)
4. 74 -- Wisconsin (2/6/13)
5. 71 -- Wake Forest (11/30/10)

#### Field Goal Percentage (20 Made)

1. .630 -- Indiana (1/29/12)
2. .623 -- Abilene Christian (11/17/13)
3. .617 -- Arkansas-Pine Bluff (12/22/13)
4. .587 -- SIU Edwardsville (11/26/10)
5. .577 -- Indiana (1/23/11)
- .577 -- Michigan St (2/2/11)

#### 3-Point Field Goals Made

1. 13 -- Northern Illinois (11/17/11)
2. 12 -- Northern Iowa (12/15/12)
3. 11 -- Villanova (11/30/13)
- 11 -- SC State (12/19/12)
5. 10 -- Arkansas-Pine Bluff (12/22/13)
- 10 -- Michigan (2/8/14)
- 10 -- Minnesota (2/25/14)
- 10 -- SIU Edwardsville (11/26/10)
- 10 -- Wisconsin (2/23/12)
- 10 -- Mich St (3/9/12)
- 10 -- Oregon (3/18/12)

#### 3-Point Field Goals Attempted

1. 28 -- Minnesota (2/13/11)
2. 27 -- Chicago St (11/11/11)
- 26 -- North Carolina A&T (11/14/11)
4. 25 -- Minnesota (2/25/14)
- 25 -- Northern Iowa (12/15/12)

#### 3-Point FG Percentage (10 Made)

1. .619 (13-21) Northern Illinois (11/17/11)
2. .588 (10-17) Arkansas-Pine Bluff (12/22/13)
- .588 (10-17) Michigan (2/1/14)
3. .556 (10-18) SIUE (11/26/10)
- .556 (10-18) Wisconsin (2/23/12)

#### Free Throws Made

1. 38 -- Nebraska-Omaha (11/10/13)
2. 32 -- Md. Eastern Shore (11/14/13)
3. 31 -- Penn State (2/15/14)
- 31 -- Wichita St (11/21/12)
- 31 -- Penn St (1/31/13)
6. 30 -- Michigan State (1/28/14)

#### Free Throws Attempted

1. 49 -- Nebraska-Omaha (11/10/13)
2. 43 -- UM Eastern Shore (11/14/13)
- 43 -- Michigan State (1/28/14)
4. 40 -- Penn (11/22/13)
- 40 -- Penn State (2/15/14)

#### Free Throw Percentage (10 Made)

1. 1.000 (15-15) Virginia (3/27/13)
2. .917 (11-12) Michigan St (3/15/13)
3. .909 (20-22) Clemson (11/29/11)
4. .895 (17-19) South Dakota (12/4/12)
5. .880 (22-25) Iowa St (12/9/11)

#### Most Rebounds

1. 57 -- Md. Eastern Shore (11/14/13)
2. 56 -- UNC Wilmington (11/8/13)
- 56 -- Brown (12/3/11)
- 56 -- SC State (12/19/12)
5. 54 -- Fairleigh Dickinson (12/9/13)
- 54 -- Coppin State (12/22/12)

#### Most Assists

1. 32 -- Central Arkansas (12/19/11)
2. 26 -- Northern Illinois (11/17/11)
3. 25 -- Abilene Christian (11/17/13)
4. 24 -- SIU Edwardsville (11/26/10)
- 24 -- Md. Eastern Shore (11/14/13)
6. 23 -- Dayton (3/13/12)

#### Most Steals

1. 19 -- SIU Edwardsville (11/26/10)
2. 14 -- Penn (11/22/13)
- 14 -- Idaho St (12/4/10)
- 14 -- Chicago St (11/11/11)
5. 13 -- IPFW (11/26/11)
- 13 -- UT-Pan American (11/9/12)

#### Most Blocked Shots

1. 13 -- Illinois (3/5/13)
2. 12 -- UNC Wilmington (11/8/13)
3. 10 -- Penn State (2/15/14)
- 10 -- UT-Pan American (11/9/12)
4. 8 -- Purdue (1/27/13)
- 8 -- Boise St (12/22/11)
- 8 -- Northwestern (3/14/13)
- 8 -- Xavier (11/28/13)
- 8 -- Nebraska (12/31/13)

#### Fewest Turnovers

1. 5 -- Abilene Christian (11/17/13)
- 5 -- Drake (12/7/13)
- 5 -- UTEP (11/29/13)
- 5 -- Purdue (3/2/14)
- 5 -- Boise St (12/22/11)
6. 6 -- Penn State (2/15/14)
- 6 -- Illinois (3/8/12)

### INDIVIDUAL

#### Most Points:

1. 33 -- Matt Gatens vs Wisconsin (2/23/12)
2. 31 -- Roy Devyn Marble vs Oregon (3/18/12)
3. 30 -- Matt Gatens vs Indiana (2/19/12)
- 30 -- Roy Devyn Marble vs. UNI (12/15/12)
- 30 -- Roy Devyn Marble vs. Xavier (11/28/13)
5. 28 -- Roy Devyn Marble vs. Stony Brook (3/22/13)

#### Field Goals Made

1. 12 -- Matt Gatens vs Wisconsin (2/23/12)
2. 11 -- Aaron White vs. Iowa State (12/13/13)
3. 10 -- Devyn Marble vs Oregon (3/18/12)
- 10 -- Aaron White vs Dayton (3/13/12)
- 10 -- Matt Gatens vs Indiana (2/19/12)
- 10 -- Roy Devyn Marble vs. Xavier (11/28/13)
- 10 -- Roy Devyn Marble vs. Wisconsin (1/5/14)

#### Field Goals Attempted

1. 24 -- Roy Devyn Marble vs. Wisconsin (1/5/14)
2. 23 -- Roy Devyn Marble vs. Xavier (11/28/13)
- 23 -- Roy Devyn Marble vs. Villanova (11/30/13)
4. 21 -- Matt Gatens vs Minnesota (1/16/11)
5. 19 -- Roy Devyn Marble vs. Wisconsin (2/22/14)
- 19 -- Bryce Cartwright vs La Tech (12/21/10)

#### 3-Point FG Made

1. 7 -- Roy Devyn Marble vs Oregon (3/18/12)
- 7 -- Matt Gatens vs Wisconsin (2/23/12)
- 7 -- Matt Gatens vs Indiana (2/19/12)
4. 6 -- Roy Devyn Marble vs. SCSU (12/19/12)
- 6 -- Roy Devyn Marble vs. Michigan (2/8/14)

#### Free Throws Made

1. 14 -- Roy Devyn Marble vs. UNI (12/15/12)
2. 13 -- Aaron White vs. Wisconsin (1/19/13)
3. 12 -- Roy Devyn Marble vs. Indiana (12/31/12)
4. 11 -- Roy Devyn Marble vs. Omaha (11/10/13)
- 11 -- Matt Gatens vs Indiana (1/23/11)
- 11 -- Aaron White vs. Wichita St (11/21/12)
- 11 -- Aaron White vs. Purdue (2/27/13)

#### 3-Point Field Goals Attempted

1. 11 -- Matt Gatens vs Minnesota (2/13/11)
2. 10 -- Matt Gatens vs Penn St (2/4/12)
- 10 -- Roy Devyn Marble at Iowa St (12/9/11)
- 10 -- Roy Devyn Marble vs. Xavier (11/28/13)
- 10 -- Roy Devyn Marble vs. Michigan (2/8/14)

#### Most Rebounds:

1. 17 -- Aaron White vs. Iowa State (12/13/13)
2. 15 -- Aaron White vs. Omaha (11/10/13)
- 15 -- Jarryd Cole vs. UNI (12/7/10)
4. 14 -- Melsahn Basabe vs Iowa St (12/10/10)
5. 13 -- Melsahn Basabe vs Indiana (2/5/10)
- 13 -- Melsahn Basabe vs Minnesota (1/16/11)
- 13 -- Melsahn Basabe vs Ohio St (1/4/11)
- 13 -- Aaron White at Nebraska (2/23/13)
- 13 -- Melsahn Basabe vs. Nebraska (3/9/13)
- 13 -- Aaron White vs. Indiana State (3/20/13)

#### Most Assists

1. 11 -- Roy Devyn Marble vs. Wisconsin (2/22/14)
- 11 -- Bryce Cartwright vs Dayton (3/13/12)
3. 10 -- Bryce Cartwright at Oregon (3/18/12)
- 10 -- Bryce Cartwright vs Mich St (2/2/11)
5. 9 -- Bryce Cartwright (four times)
- 9 -- Anthony Clemmons (12/22/12)

#### Most Steals

1. 7 -- Eric May vs SIUE (11/26/10)
2. 6 -- Roy Devyn Marble vs. Penn (11/22/13)
- 6 -- Eric May at Wake Forest (11/30/10)
4. 5 -- Jarryd Cole at Mich St (3/2/11)
- 5 -- Matt Gatens vs Idaho St (12/4/10)

#### Most Blocks

1. 7 -- Melsahn Basabe vs. Iowa St (12/10/10)
- 7 -- Gabriel Olaseni vs. Illinois (3/5/13)
3. 6 -- Melsahn Basabe vs Ohio St (1/4/11)
4. 5 -- Melsahn Basabe vs Indiana (2/19/12)
- 5 -- Melsahn Basabe vs Nwstern (3/14/13)
- 5 -- Gabriel Olaseni vs. UNC Wilmington (11/8/13)



## Game 1 - Iowa 82, UNC Wilmington 39

Official Basketball Box Score -- Game Totals -- Final Statistics  
UNC Wilmington vs Iowa  
11/08/13 8:30 p.m. at Carver-Hawkeye Arena - Iowa City, IA

### UNC Wilmington 39 • 0-1

#	Player		Total		3-Ptr		Rebounds			PF	TP	A TO Blk Stl			Min	
			FG	FGA	FG	FGA	FT	FTA	Off			Def	Tot			
20	Sherwood, Dylan	f	0-4	0-2	0-0		2	4	6	1	0	0	0	0	13	
40	Williams, Cedrick	f	6-8	1-1	2-2		4	5	9	4	15	1	1	1	28	
01	Dixon, Chris	g	0-9	0-4	2-2		0	3	3	2	2	4	5	0	23	
05	Eblen, Ben	g	2-5	0-0	0-0		0	3	3	2	4	0	3	0	27	
10	Jackson, Freddie	g	1-10	0-3	0-0		2	0	2	2	2	0	0	0	22	
00	Ponder, Craig		0-6	0-2	0-2		0	1	1	1	0	0	0	0	14	
12	Milson, Tanner		0-3	0-3	0-0		0	1	1	0	1	1	0	0	16	
15	Hager, Luke		0-7	0-3	0-0		2	2	4	1	0	0	2	0	18	
24	Spruill, Addison		4-12	1-4	1-4		0	1	1	1	10	0	0	0	17	
33	Reybold, Shane		2-4	0-0	0-0		3	2	5	5	4	0	1	0	20	
34	Graham, Marcus		1-4	0-1	0-0		2	0	2	0	2	0	0	0	2	
Team							4	2	6			1				
Totals				16-72	2-23	5-10	19	24	43	20	39	6	14	1	6	200

FG % 1st Half: 5-26 19.2% 2nd half: 11-46 23.9% Game: 16-72 22.2%  
3FG % 1st Half: 1-8 12.5% 2nd half: 1-15 6.7% Game: 2-23 8.7%  
FT % 1st Half: 1-2 50.0% 2nd half: 4-8 50.0% Game: 5-10 50.0%

### Iowa 82 • 1-0

#	Player		Total		3-Ptr		Rebounds			PF	TP	A TO Blk Stl			Min
			FG-FGA	FG-FGA	FT-FTA	Off	Def	Tot							
01	Basabe, Melsahn	f	4-6	0-0	0-0	1	5	6	1	8	0	0	1	0	13
30	White, Aaron	f	4-6	0-0	2-2	0	6	6	0	10	2	2	0	1	19
34	Woodbury, Adam	c	2-6	0-0	0-1	1	4	5	4	4	1	0	1	0	13
04	Marble, Roy Devyn	g	3-5	1-3	1-2	1	1	2	0	8	5	2	0	3	20
10	Gesell, Mike	g	1-3	0-1	1-2	0	0	0	0	3	3	0	2	2	15
00	Olaseni, Gabriel		1-8	0-0	6-8	3	4	7	1	8	0	0	5	0	17
03	Jok, Peter		5-13	1-5	0-0	2	3	5	0	11	1	1	0	0	20
05	Clemmons, Anthony		2-3	0-0	2-4	0	3	3	0	6	5	1	1	1	20
13	Denning, Kyle		1-1	1-1	0-0	0	1	1	0	3	0	0	0	0	6
15	McCabe, Zach		2-5	0-1	1-2	3	4	7	0	5	1	1	0	0	19
20	Uthoff, Jarrod		5-8	1-1	3-3	1	6	7	1	14	0	0	4	0	19
23	Ukah, Okey		0-0	0-0	0-0	0	1	1	0	0	0	0	0	0	4
35	Stokes, Darius		0-1	0-0	0-0	0	0	0	3	0	0	1	0	0	9
42	Meyer, Kyle		1-2	0-0	0-0	1	2	3	0	2	1	2	0	0	6
Team						3	0	3							
Totals				31-67	4-12	16	40	56	10	82	19	10	12	7	200

FG % 1st Half: 17-33 51.5% 2nd half: 14-34 41.2% Game: 31-67 46.3%  
3FG % 1st Half: 2-6 33.3% 2nd half: 2-6 33.3% Game: 4-12 33.3%  
FT % 1st Half: 12-17 70.6% 2nd half: 4-7 57.1% Game: 16-24 66.7%

Officials: Gene Steratore, Paul Szcel, Rod Mrakovich  
Technical fouls: UNC Wilmington-None. Iowa-None.  
Attendance: 15293  
2013-14 Season Opener  
Fouled Out - UNC Wilmington: Reybold (07:11)

Score by periods	1st	2nd	Total
UNC Wilmington	12	27	39
Iowa	48	34	82

	In	Off	2nd	Fast	Bench
Points	Paint	T/O	Chance	Break	
UNCW	16	7	10	2	16
IOWA	42	16	14	12	49

## Game 2 - Iowa 85, Nebraska-Omaha 75

Official Basketball Box Score -- Game Totals -- Final Statistics  
Nebraska-Omaha vs Iowa  
11/10/13 3:55 p.m. at Carver-Hawkeye Arena - Iowa City, IA

### Nebraska-Omaha 75 • 1-1

#	Player	Total		3-Ptr		Rebounds			PF	TP	A TO Blk Stl			Min	
		FG-FGA	FG-FGA	FT-FTA	Off	Def	Tot								
05	Mike Rostampour	f	0-2	0-0	3-4	1	2	3	4	3	0	2	1	1	19
44	John Karhoff	c	5-10	1-1	0-0	3	2	5	5	11	2	0	0	1	24
03	Devin Patterson	g	4-11	1-4	4-6	1	3	4	3	13	3	4	0	4	30
10	CJ Carter	g	8-21	4-14	2-2	3	1	4	3	22	1	4	0	3	35
21	Justin Simmons	g	5-13	1-5	0-0	0	1	1	3	11	3	1	1	0	27
01	Jalen Bradley		0-1	0-1	0-0	0	1	1	1	0	2	0	0	0	1
12	Caleb Steffensmeier		0-1	0-1	0-0	0	0	0	2	0	0	2	0	0	12
23	Marcus Tyus		2-7	1-2	0-0	1	0	1	4	5	0	0	0	1	15
40	Simon Krych		4-5	0-0	0-0	2	1	3	1	8	0	1	0	0	10
42	Matt Hagerbaumer		0-0	0-0	2-2	4	7	11	4	2	3	1	0	1	27
Team						2	2	4			1				
Totals			28-71	8-28	11-16	17	20	37	30	75	14	16	2	11	200

FG % 1st Half: 16-36 44.4% 2nd half: 12-35 34.3% Game: 28-71 39.4%  
3FG % 1st Half: 5-14 35.7% 2nd half: 3-14 21.4% Game: 8-28 28.6%  
FT % 1st Half: 6-6 100.0% 2nd half: 5-10 50.0% Game: 11-16 68.8%

### Iowa 83 • 2-0

#	Player	Total		3-Ptr		Rebounds			PF	TP	A TO Blk Stl			Min	
		FG-FGA	FG-FGA	FT-FTA	FT-FTA	Off	Def	Tot							
01	Basabe, Melsahn	f	2-5	0-0	3-4	2	7	9	3	7	1	0	2	1	19
30	White, Aaron	f	5-10	0-2	10-12	4	11	15	2	20	2	4	0	1	33
34	Woodbury, Adam	c	2-4	0-0	1-2	2	1	3	1	5	1	3	1	0	11
04	Marble, Roy Devyn	g	2-13	0-5	11-14	1	4	5	2	15	4	1	0	2	33
10	Gesell, Mike	g	0-0	0-0	1-2	0	1	1	0	1	1	2	0	0	14
00	Olaseni, Gabriel		0-1	0-0	0-0	1	0	1	2	0	0	1	1	1	13
03	Jok, Peter		1-6	1-3	0-0	0	0	0	1	3	1	0	0	0	9
05	Clemmons, Anthony		4-5	1-2	2-3	1	1	2	0	11	1	3	2	1	25
15	McCabe, Zach		3-6	1-1	5-6	2	1	3	3	12	0	2	0	1	20
20	Uthoff, Jarrod		2-6	0-1	5-6	4	3	7	1	9	1	2	1	0	23
Team						3	0	3							
Totals			21-56	3-14	38-49	20	29	49	15	83	12	18	7	7	200

FG % 1st Half: 10-29 34.5% 2nd half: 11-27 40.7% Game: 21-56 37.5%  
3FG % 1st Half: 1-8 12.5% 2nd half: 2-6 33.3% Game: 3-14 21.4%  
FT % 1st Half: 15-18 83.3% 2nd half: 23-31 74.2% Game: 38-49 77.6%

Officials: Lamont Simpson, Larry Sciotto, Bill Ek  
Technical fouls: Nebraska-Omaha-None. Iowa-None.  
Attendance: 14271  
Fouled Out: Nebraska-Omaha - Karhoff (04:57)

Score by periods	1st	2nd	Total
Nebraska-Omaha	43	32	75
Iowa	36	47	83

	In	Off	2nd	Fast	Bench
Points	Paint	T/O	Chance	Break	
NO	26	23	19	4	15
IOWA	30	17	13	4	35

## Game 3 - Iowa 109, Md. Eastern Shore 63

Official Basketball Box Score -- Game Totals -- Final Statistics  
Md. Eastern Shore vs Iowa  
11/14/13 6 p.m. at Carver-Hawkeye Arena - Iowa City, IA

### Md. Eastern Shore 63 • 1-2

#	Player		Total		3-Ptr		Rebounds			PF	TP	A TO Blk Stl			Min	
			FG-FGA	FG-FGA	FT-FTA	Off	Def	Tot								
01	Johnson, Iman	f	2-4	0-0	0-2	2	4	6	5	4	0	1	0	1	24	
54	Ezeiru, Francis	c	3-6	0-0	2-2	2	7	9	3	8	0	1	1	0	26	
00	Baxter, Hakeem	g	2-10	0-3	2-2	1	0	1	5	6	0	1	1	0	28	
13	Smith, Isaac	g	6-24	1-8	6-8	1	2	3	0	19	1	5	0	2	27	
23	Snyder, Troy	g	3-7	1-4	0-0	1	2	3	1	7	0	4	0	0	31	
02	Pitt, Ishaq		1-3	0-1	0-3	1	1	2	4	2	2	0	0	0	10	
05	Bell, Louis		2-7	0-3	1-1	0	1	1	4	5	3	1	0	1	17	
10	Trim, Travis		0-0	0-0	0-0	0	2	2	0	2	1	0	1	1	7	
11	Walker, Devon		2-7	2-5	0-0	2	0	2	1	6	0	0	0	0	8	
12	Randall, Shane		3-6	0-0	0-0	1	1	2	2	6	1	1	0	2	21	
35	Choice, Macelo		0-1	0-1	0-0	0	0	0	0	0	0	0	0	0	1	
Team						5	1	6								
Totals				24-75	4-25	11-18	16	21	37	27	63	9	15	1	8	200

FG % 1st Half: 9-36 25.0% 2nd half: 15-39 38.5% Game: 24-75 32.0%  
3FG % 1st Half: 1-11 9.1% 2nd half: 3-14 21.4% Game: 4-25 16.0%  
FT % 1st Half: 4-4 100.0% 2nd half: 7-14 50.0% Game: 11-18 61.1%

### Iowa 109 • 3-0

#	Player		Total		3-Ptr		Rebounds			PF	TP					Min
			FG-FGA	FG-FGA	FT-FTA	FT-FTA	Off	Def	Tot			A	TO	Blk	Stl	
01	Basabe, Melsahn	f	2-3	0-0	8-12	2	5	7	0	12	0	0	0	0	20	
30	White, Aaron	f	9-10	0-1	4-5	0	3	3	0	22	2	2	0	1	17	
34	Woodbury, Adam	c	1-3	0-0	2-2	1	5	6	2	4	0	1	1	0	19	
04	Marble, Roy Devyn	g	3-8	1-4	3-4	1	1	2	0	10	5	0	0	4	18	
10	Gesell, Mike	g	3-5	2-3	0-0	0	1	1	4	8	7	1	0	0	17	
00	Olaseni, Gabriel		5-10	0-0	0-2	5	0	5	2	10	0	1	3	0	13	
03	Jok, Peter		1-5	0-1	8-8	0	2	2	2	10	2	3	0	1	24	
05	Clemmons, Anthony		1-1	0-0	0-0	0	3	3	2	2	4	0	0	1	13	
13	Denning, Kyle		1-2	1-2	0-0	0	1	1	1	3	1	0	0	0	8	
15	McCabe, Zach		4-7	2-3	1-2	2	3	5	0	11	1	0	0	1	12	
20	Uthoff, Jarrod		3-7	0-1	5-6	4	7	11	2	11	0	2	1	0	18	
23	Ukah, Okey		0-1	0-0	1-2	1	1	2	0	1	0	0	1	0	5	
35	Stokes, Darius		1-3	0-0	0-0	0	0	0	1	2	0	0	0	0	8	
42	Meyer, Kyle		1-3	1-2	0-0	1	6	7	2	3	2	2	0	0	8	

## Game 5 - Iowa 86, Penn 55

### Official Basketball Box Score -- Game Totals -- Final Statistics

#### Penn vs Iowa

11/22/13 6 p.m. at Carver-Hawkeye Arena - Iowa City, IA

#### Penn 55 • 1-3

#	Player		Total			Rebounds					PF	TP	A	TO	Blk	Stl	Min	
			FG	FGA	3-PT	FT	FTA	Off	Def	Tot								
02	Brooks, Henry	f	3-5	0-0	0-0	1	3	4	3	6	0	6	1	0	0	0	21	
10	Dougherty, Fran	f	4-6	0-0	0-0	0	3	3	4	8	2	1	0	2	0	0	29	
10	Nelson-Henry, Darien	c	6-9	0-0	1-3	4	2	6	4	13	1	1	2	0	0	0	19	
00	Cartwright, Miles	g	1-4	0-2	4-4	0	3	3	4	6	3	4	0	0	0	0	20	
01	Hicks, Tony	g	3-10	1-6	3-4	1	3	4	3	10	5	6	0	0	0	0	31	
04	Lewis, Jamal	g	1-4	1-2	0-0	0	0	0	0	3	1	0	0	0	0	0	10	
05	Harrell, Julian	g	2-5	1-2	0-0	1	1	2	4	5	2	2	1	0	0	0	14	
13	Jones, Dylan	g	0-0	0-0	1-2	0	1	1	1	1	0	1	0	0	0	0	7	
15	Crocker, Camryn	g	1-2	0-1	1-1	0	0	0	3	3	0	1	0	0	0	0	12	
20	Jok, Dau	g	0-6	0-6	0-0	1	1	2	0	0	0	1	0	0	0	0	15	
21	Gunter, Cameron	g	0-1	0-0	0-2	1	1	2	1	0	0	0	0	0	0	0	5	
22	Rennard, Steve	g	0-3	0-2	0-0	0	3	3	1	0	0	1	0	0	0	0	9	
24	Howard, Matt	g	0-0	0-0	0-0	0	1	1	0	0	0	0	0	0	0	0	3	
30	Lucas-Perry, Patrick	g	0-1	0-1	0-0	0	0	0	1	0	0	1	0	0	0	0	3	
32	Troutt, Preston	g	0-2	0-1	0-0	1	0	1	0	0	0	0	0	0	0	0	2	
Team						5	4	9										
Totals			21-58	3-23	10-16	15	26	41	29	55	15	25	4	2	2	200		
FG % 1st Half: 11-25			44.0%	2nd half: 10-33			30.3%	Game: 21-58			36.2%							Deadball Rebounds 2
3FG % 1st Half: 2-8			25.0%	2nd half: 1-15			6.7%	Game: 3-23			13.0%							
FT % 1st Half: 3-6			50.0%	2nd half: 7-10			70.0%	Game: 10-16			62.5%							

#### Iowa 86 • 5-0

#	Player		Total FG-FGA	3-Ptr FG-FGA	FT-FTA	Rebounds Off Def Tot	PF	TP	A	TO	Blk	Stl	Min
01	Basabe, Melsahn	f	1-5	0-0	3-4	3 3 6	1	5	0	0	0	0	19
30	White, Aaron	f	2-6	0-0	3-5	2 5 7	0	7	0	0	0	0	22
34	Woodbury, Adam	c	2-6	0-0	2-3	5 3 8	3	6	1	0	0	0	20
04	Marble, Roy Devyn	g	4-13	1-5	4-7	1 1 2	1	13	3	2	1	6	26
10	Gesell, Mike	g	4-10	2-6	0-0	0 0 0	2	10	2	0	0	2	21
00	Olaseni, Gabriel	g	3-6	0-0	2-3	3 3 6	3	8	0	3	3	1	16
03	Jok, Peter	g	2-4	1-2	3-4	0 1 1	2	8	0	0	0	0	14
05	Clemmons, Anthony	g	1-3	1-2	4-6	0 0 0	1	7	3	2	0	1	17
13	Denning, Kyle	g	1-1	0-0	0-0	0 1 1	0	2	0	0	0	0	5
15	McCabe, Zach	g	0-2	0-1	1-2	0 2 2	3	1	0	1	0	1	8
20	Uthoff, Jarrod	g	6-7	1-1	6-6	1 3 4	0	19	2	2	1	1	21
23	Ukah, Okey	g	0-0	0-0	0-0	0 0 0	0	0	0	0	0	0	3
35	Stokes, Darius	g	0-1	0-0	0-0	1 1 1	1	0	0	0	0	0	3
42	Meyer, Kyle	g	0-2	0-1	0-0	1 2 3	0	0	0	0	0	0	5
Team						1 1 2							
Totals			26-66	6-18	28-40	16 26 44	17	86	11	10	5	14	200
FG % 1st Half: 16-38			42.1%	2nd half: 10-28			35.7%	Game: 26-66			39.4%	Deadball Rebounds	
3FG % 1st Half: 2-8			25.0%	2nd half: 4-10			40.0%	Game: 6-18			33.3%	8	
FT % 1st Half: 14-20			70.0%	2nd half: 14-20			70.0%	Game: 28-40			70.0%		

Officials: Larry Scrotto, Glenn Mayborg, Paul Szelc  
Technical fouls: Penn-None. Iowa-None.  
Attendance: 15400

Score by periods	1st	2nd	Total
Penn	27	28	55
Iowa	48	38	86

Last FG - PENN 2nd-00:14, IOWA 2nd-02:42.  
Largest lead - PENN by 4 1st-19:08, IOWA by 34 2nd-02:42.

	In	Off	2nd	Fast	Bench
Points	Paint	T/O	Chance	Break	
PENN	30	10	14	0	12
IOWA	30	30	13	8	45

Score tied - 0 times.  
Lead changed - 7 times.

## Game 7 - Iowa 89, UTEP 53

### Official Basketball Box Score -- Game Totals -- Final Statistics

#### Iowa vs UTEP

11/29/13 7 p.m. at Atlantis, Paradise Island, Bahamas

#### Iowa 89 • 7-0

#	Player		Total		3-Ptr		Rebounds			PF	TP	A	TO	Blk	Stl	Min	
			FG	FGA	FG	FGA	FT	FTA	Off								Def
01	Basabe, Melsahn	f	5-8	0-0	0-0	0	7	7	0	10	0	0	1	0	0	19	
30	White, Aaron	f	5-6	0-0	7-7	1	3	4	0	17	1	0	1	0	0	19	
34	Woodbury, Adam	c	1-4	0-0	0-0	1	1	2	4	2	0	0	0	0	0	14	
04	Marble, Roy Devyn	g	2-6	0-1	3-4	2	1	3	1	7	6	0	0	0	0	21	
10	Gesell, Mike	g	2-5	1-2	0-0	0	3	3	1	5	7	1	0	1	0	24	
00	Olaseni, Gabriel		1-4	0-0	2-2	4	4	8	2	4	1	1	0	0	0	15	
03	Jok, Peter		4-9	2-4	4-5	0	0	0	3	14	1	1	0	0	0	17	
05	Clemmons, Anthony		2-2	1-1	1-2	0	4	4	1	6	4	0	0	0	1	15	
13	Denning, Kyle		0-0	0-0	0-0	0	0	0	0	0	0	0	0	0	0	3	
15	McCabe, Zach		5-8	3-5	1-2	2	0	2	1	14	2	0	0	0	0	14	
20	Uthoff, Jarrod		3-5	2-2	0-0	2	8	10	3	8	0	2	2	0	0	25	
23	Ukah, Okey		1-1	0-0	0-0	0	0	0	0	2	0	0	0	0	0	3	
35	Stokes, Darius		0-0	0-0	0-0	0	0	0	0	0	0	0	0	0	0	3	
42	Meyer, Kyle		0-1	0-1	0-0	0	1	1	1	0	0	0	0	0	0	8	
Team																	
Totals			31-59	9-16	18-22	12	34	46	17	89	22	5	4	2	200		
FG % 1st Half: 17-29			58.6%	2nd half: 14-30			46.7%	Game: 31-59			52.5%				Deadball Rebounds 2		
3FG % 1st Half: 5-8			62.5%	2nd half: 4-8			50.0%	Game: 9-16			56.3%						
FT % 1st Half: 8-10			80.0%	2nd half: 10-12			83.3%	Game: 18-22			81.8%						

#### UTEP 53 • 4-3

		Total	3-Ptr			Rebounds											
#	Player		FG	FGA	FT	FTA	Off	Def	Tot	PF	TP	A	TO	Blk	Stl	Min	
04	WASHBURN, Julian	f	4-14	1-4	4-4		0	0	0	0	13	3	1	0	1	33	
31	LANG, Cedrick	f	1-3	0-0	2-6		1	3	4	2	4	0	0	0	0	18	
21	BOHANNON, John	c	2-4	0-0	0-0		2	2	4	2	4	0	1	0	0	14	
13	MOORE, McKenzie	f	2-9	1-5	0-0		0	5	5	4	5	3	2	0	0	22	
24	CROSGILL, Justin	g	1-6	1-6	0-0		0	0	0	0	3	0	0	0	0	9	
02	RAGLAND, Jalen	g	0-3	0-2	0-0		0	0	0	0	0	0	0	0	0	10	
03	MBACHU, Victor		0-0	0-0	0-0		0	0	0	0	0	0	0	0	0	2	
05	COOPER, C.J.		2-4	2-4	0-0		1	0	1	1	6	3	2	0	0	26	
11	FLAGGERT, Jake		1-1	0-0	0-0		0	0	0	5	2	0	0	0	0	12	
15	CALDWELL, Tevin		0-0	0-0	0-0		0	0	0	0	0	0	0	0	0	2	
23	VINT, Hooper		1-2	0-1	0-0		0	2	2	1	2	0	0	0	0	12	
32	HUNTER, Vince		2-2	0-0	3-4		1	3	4	2	7	0	0	1	0	18	
41	WILLMS, Matt		2-4	0-0	3-7		0	3	3	0	7	2	0	1	2	22	
Team							1	0	1			1					
Totals			18-52	5-22	12-21		6	18	24	17	53	11	7	2	4	200	
FG % 1st Half:		9-28	32.1%	2nd half: 9-24		37.5%	Game: 18-52		34.6%								Deadball
3FG % 1st Half:		2-13	15.4%	2nd half: 3-9		33.3%	Game: 5-22		22.7%								Rebounds
FT % 1st Half:		2-9	22.2%	2nd half: 10-12		83.3%	Game: 12-21		57.1%								3



## Game 9 - Iowa 98, Notre Dame 93

**Official Basketball Box Score -- Game Totals -- Final Statistics**  
**Notre Dame vs Iowa**  
**12/03/13 8:15 p.m. at Carver-Hawkeye Arena - Iowa City, IA**

**Notre Dame 93 • 5-2**

#	Player	Total		3-Ptr		Rebounds			PF	TP	A	TO	Blk	Stl	Min
		FG-FGA	FG-FGA	FT-FTA	FT-FTA	Off	Def	Tot							
24	Pat Connaughton	f	4-12	2-7	2-2	0	3	3	4	12	4	1	2	2	32
11	Garrick Sherman	c	12-18	0-0	5-5	4	5	9	4	29	0	1	0	0	32
00	Eric Atkins	g	8-16	4-5	3-5	3	1	4	4	23	3	1	0	1	36
22	Jerian Grant	g	5-12	0-2	3-3	2	2	4	4	13	10	3	0	3	39
23	Demetrius Jackson	g	3-4	2-3	1-2	1	1	2	1	9	1	1	0	0	33
20	Austin Burgett		1-2	0-0	1-2	0	1	1	3	2	0	0	0	1	15
30	Zach Auguste		2-4	0-0	0-0	0	1	1	2	4	0	0	0	0	13
Team						1	1	2							
Totals			35-68	8-17	15-19	11	15	26	22	93	20	7	2	7	200

FG % 1st Half: 16-33 48.5% 2nd half: 19-35 54.3% Game: 35-68 51.5% Deadball Rebounds 2  
 3FG % 1st Half: 3-4 75.0% 2nd half: 5-13 38.5% Game: 8-17 47.1%  
 FT % 1st Half: 8-9 88.9% 2nd half: 7-10 70.0% Game: 15-19 78.9%

**Iowa 98 • 8-1**

#	Player	Total		3-Ptr		Rebounds			PF	TP	A	TO	Blk	Stl	Min
		FG-FGA	FG-FGA	FT-FTA	FT-FTA	Off	Def	Tot							
01	Basabe, Melsahn	f	3-4	0-0	0-0	0	1	1	1	6	0	1	1	0	12
30	White, Aaron	f	7-9	0-0	6-6	3	4	7	1	20	7	2	1	0	36
34	Woodbury, Adam	c	2-3	0-0	2-2	1	2	3	1	6	3	3	0	0	15
04	Marble, Roy Devyn	g	7-14	2-5	1-2	0	3	3	0	17	2	1	1	1	36
10	Gesell, Mike	g	3-6	2-3	2-2	1	4	5	2	10	2	2	0	2	22
00	Olaseni, Gabriel		3-5	0-0	3-4	3	2	5	3	9	2	1	1	0	11
03	Jok, Peter		1-3	1-2	0-0	0	0	0	1	3	0	0	0	0	3
05	Clemmons, Anthony		0-3	0-1	0-0	1	1	2	1	0	2	1	0	0	19
15	McCabe, Zach		3-5	1-1	3-3	1	2	3	4	10	1	0	0	0	22
20	Uthoff, Jarrod		4-6	1-1	8-10	1	5	6	1	17	1	1	1	0	24
Team						1	0	1							
Totals			33-58	7-13	25-29	12	24	36	15	98	20	12	5	3	200

FG % 1st Half: 19-33 57.6% 2nd half: 14-25 56.0% Game: 33-58 56.9% Deadball Rebounds 2  
 3FG % 1st Half: 3-7 42.9% 2nd half: 4-6 66.7% Game: 7-13 53.8%  
 FT % 1st Half: 11-12 91.7% 2nd half: 14-17 82.4% Game: 25-29 86.2%

Officials: Mike Kitts, Bo Boroski, Steve McLunkins  
 Technical fouls: Notre Dame-None. Iowa-None.  
 Attendance: 15400  
 Big Ten/ACC Challenge

Score by periods	1st	2nd	Total
Notre Dame	43	50	93
Iowa	52	46	98

Last FG - ND 2nd-00:02, IOWA 2nd-00:20.  
 Largest lead - ND by 5 1st-16:41, IOWA by 11 1st-05:56.

Score tied - 7 times.  
 Lead changed - 6 times.

	In	Off	2nd	Fast	Bench
Points ND IOWA	Paint 38	T/O 20	Chance 15	Break 12	7 39

## Game 10 - Iowa 83, Drake 66

**Official Basketball Box Score -- Game Totals -- Final Statistics**  
**Iowa vs Drake**  
**12/07/13 7:37 p.m. at Des Moines, Iowa (Wells Fargo Arena)**

**Iowa 83 • 9-1**

#	Player	Total		3-Ptr		Rebounds			PF	TP	A	TO	Blk	Stl	Min
		FG-FGA	FG-FGA	FT-FTA	FT-FTA	Off	Def	Tot							
01	Basabe, Melsahn	f	7-10	0-0	1-2	2	6	8	2	15	0	1	1	0	22
30	White, Aaron	f	3-5	0-1	1-2	2	0	2	2	7	2	1	1	0	22
34	Woodbury, Adam	c	2-5	0-0	2-4	3	3	6	2	6	1	0	0	1	18
04	Marble, Roy Devyn	g	5-11	0-3	4-6	0	6	6	1	14	3	0	0	2	29
10	Gesell, Mike	g	1-4	0-1	0-0	0	3	3	3	2	2	1	0	0	16
00	Olaseni, Gabriel		0-2	0-0	3-4	1	1	2	2	3	0	1	2	1	17
03	Jok, Peter		5-12	1-5	3-4	3	4	7	1	14	1	0	0	1	20
05	Clemmons, Anthony		0-1	0-1	2-2	0	0	0	0	2	2	1	0	0	14
13	Denning, Kyle		0-0	0-0	0-0	0	0	0	0	0	0	0	0	0	1
15	McCabe, Zach		2-6	1-4	2-2	3	1	4	1	7	0	0	0	0	17
20	Uthoff, Jarrod		4-8	1-3	4-4	3	6	9	1	13	0	0	2	0	21
23	Ukah, Okey		0-0	0-0	0-0	0	0	0	0	0	0	0	0	0	1
35	Stokes, Darius		0-0	0-0	0-0	0	0	0	0	0	0	0	0	0	1
42	Meyer, Kyle		0-0	0-0	0-0	0	0	0	0	0	0	0	0	0	1
Team						0	0	0							
Totals			29-64	3-18	22-30	17	30	47	15	83	11	5	6	5	200

FG % 1st Half: 18-36 50.0% 2nd half: 11-28 39.3% Game: 29-64 45.3% Deadball Rebounds 3  
 3FG % 1st Half: 1-8 12.5% 2nd half: 2-10 20.0% Game: 3-12 25.0%  
 FT % 1st Half: 12-17 70.6% 2nd half: 10-13 76.9% Game: 22-30 73.3%

**Drake 66 • 6-2**

#	Player	Total		3-Ptr		Rebounds			PF	TP	A	TO	Blk	Stl	Min
		FG-FGA	FG-FGA	FT-FTA	FT-FTA	Off	Def	Tot							
25	Caird, Chris	f	7-11	5-8	2-2	0	5	5	3	21	1	1	0	0	36
31	Hawley, Aaron	f	3-11	1-6	0-0	0	0	0	3	7	1	0	0	0	27
45	VanDeest, Seth	c	1-2	0-0	2-2	2	3	5	2	4	1	0	1	1	19
02	Ricks, Gary	g	3-7	3-5	0-0	0	5	5	4	9	2	2	0	0	23
03	Carter, Richard	g	6-16	2-7	4-6	0	1	1	3	18	4	1	0	1	34
01	Madison, Karl		1-3	1-2	0-0	0	2	2	1	3	2	1	0	0	25
10	Berkeley, Trevor		0-1	0-1	0-0	0	0	0	2	0	1	2	0	1	11
11	Enevold, Jacob		1-4	0-0	0-0	1	4	5	3	2	1	0	0	0	15
23	McLaughlin, Mitch		0-0	0-0	0-0	0	0	0	0	0	0	0	0	0	0+
40	Ugbede, Daddy		1-3	0-0	0-0	0	2	2	0	2	0	1	0	0	10
Team						3	0	3							
Totals			23-58	12-29	8-10	6	22	28	21	66	13	9	1	3	200

FG % 1st Half: 14-29 48.3% 2nd half: 9-29 31.0% Game: 23-58 39.7% Deadball Rebounds 1,1  
 3FG % 1st Half: 8-16 50.0% 2nd half: 4-13 30.8% Game: 12-29 41.4%  
 FT % 1st Half: 4-5 80.0% 2nd half: 4-5 80.0% Game: 8-10 80.0%

Officials: Mike Sanzere, Kelly Pfeifer, Toby Martinez  
 Technical fouls: Iowa-None. Drake-None.  
 Attendance: 14512  
 Game 2 of the 2013 Hy-Vee Big Four Classic

Score by periods	1st	2nd	Total
Iowa	49	34	83
Drake	40	26	66

	In	Off	2nd	Fast	Bench
Points IOWA DU	Paint 42	T/O 13	Chance 29	Break 5	8 39

Last FG - IOWA 2nd-03:06, DU 2nd-01:02.  
 Largest lead - IOWA by 23 2nd-05:18, DU by 5 1st-07:59.

Score tied - 11 times.  
 Lead changed - 7 times.

## Game 11 - Iowa 92, Fairleigh Dickinson 59

**Official Basketball Box Score -- Game Totals -- Final Statistics**  
**Fairleigh Dickinson vs Iowa**  
**12/09/13 6 p.m. at Carver-Hawkeye Arena - Iowa City, IA**

**Fairleigh Dickinson 59 • 3-9**

#	Player	Total		3-Ptr		Rebounds			PF	TP	A	TO	Blk	Stl	Min
		FG-FGA	FG-FGA	FT-FTA	FT-FTA	Off	Def	Tot							
25	Gillette, Scooter	f	1-3	0-0	2-2	0	2	2	1	4	0	1	3	0	8
35	Owona, Mike	f	1-2	0-0	0-0	2	2	4	5	2	0	0	1	0	12
03	MacDonald, Matt	g	2-5	2-5	0-0	2	3	5	0	6	0	1	0	2	37
23	Sanders Jr., Sidney	g	5-20	0-3	6-6	0	0	0	2	16	2	4	0	2	33
24	Jones, Mustafa	g	1-8	1-4	0-0	0	1	1	3	3	1	0	0	1	23
02	Nix, Malachi		1-5	1-4	1-4	1	1	2	2	4	1	2	0	0	21
05	Dawson, Jayde		0-1	0-0	0-0	0	0	0	0	4	1	0	0	0	5
13	Kingsley, Scott		0-4	0-2	0-0	0	1	1	0	0	0	1	0	0	9
20	Harris, Xavier		2-4	0-0	1-2	3	1	4	3	5	2	0	1	0	13
21	Mann, Myles		0-2	0-0	0-0	1	2	3	3	0	0	0	0	0	8
22	Seilund, Mathias		8-11	3-4	0-0	0	5	5	2	19	1	0	3	2	31
Team						1	4	5							
Totals			21-65	7-22	10-14	10	22	32	22	59	11	10	8	7	200

FG % 1st Half: 10-30 33.3% 2nd half: 11-35 31.4% Game: 21-65 32.3% Deadball Rebounds 3  
 3FG % 1st Half: 4-10 40.0% 2nd half: 3-12 25.0% Game: 7-22 31.8%  
 FT % 1st Half: 2-4 50.0% 2nd half: 8-10 80.0% Game: 10-14 71.4%

**Iowa 92 • 10-1**

#	Player		Total		3-Ptr		Rebounds			PF	TP	A	TO	Blk	Stl	Min
			FG-FGA	FG-FGA	FT-FTA	Off	Def	Tot								
01	Basabe, Melsahn	f	5-7	0-0	2-4	4	7	11	3	12	0	3	2	0	16	
30	White, Aaron	f	3-4	0-0	2-2	1	1	2	1	8	3	1	0	3	16	
34	Woodbury, Adam	c	4-8	0-0	0-1	2	1	3	3	8	1	0	1	0	19	
04	Marble, Roy Devyn	c	3-9	1-3	0-0	1	2	3	1	7	2	2	0	1	20	
10	Gesell, Mike	g	1-5	0-1	4-4	0	2	2	1	6	5	1	0	2	21	
00	Olaseni, Gabriel		5-11	0-0	4-5	3	7	10	1	14	1	0	0	0	19	
03	Jok, Peter		4-7	1-2	2-2	0	2	2	0	11	4	0	0	1	24	
05	Clemmons, Anthony		2-3	0-0	0-0	1	1	2	3	4	1	0	0	0	10	
13	Denning, Kyle		1-2	0-1	0-0	0	0	0	0	2	0	0	0	0	5	
15	McCaughy, Zach		2-6	1-3	5-6	1	0	1	0	10	2	0	0	1	16	
20	Ueff, Jarrod		4-5	1-1	1-3	3	1	7	10	0	10	0	0	0	19	
33	Ukah, Okey		0-2	0-0	0-0	0	2	2	0	0	0	1	0	0	5	
25	Stokes, Darius		0-1	0-0	0-0	0	1	1	0	0	0	0	0	0	5	
42	Meyer, Kyle		0-0	0-0	0-0	0	0	0	0	0	0	0	0	0	5	
	Team					3	2	5							20	
Totals			34-70	4-11	20-27	13	35	54	13	92	19	8	3	8	500	
FG 1st Half: 17-35			48.6%	2nd half: 17-35	48.6%	Game: 34-70			48.6%	Deadball						
3FG 1st Half: 3-7			42.9%	2nd half: 1-4	25.0%	Game: 4-11			36.4%	Rebounds						
FT 1st Half: 10-16			62.5%	2nd half: 10-11	90.9%	Game: 20-27			74.1%	2						

## Game 13 - Iowa 86, Ark.-Pine Bluff 61

### Official Basketball Box Score -- Game Totals -- Final Statistics

#### Arkansas Pine Bluff vs Iowa

12/22/13 1 p.m. at Carver-Hawkeye Arena - Iowa City, IA

#### Arkansas Pine Bluff 61 • 2-9

#	Player	Total		3-Ptr		Rebounds		PF	TP	A	TO	Blk	Stl	Min
		FG-FGA	FT-FTA	FG-FGA	FT-FTA	Off	Def							
00	Tingle, Sean	f	0-2	0-0	0-2	1	0	1	1	0	2	0	0	9
03	Haynes, Davon	f	3-11	0-1	5-8	4	3	7	3	11	0	5	0	27
15	Whiting, Trent	f	0-1	0-0	0-0	0	1	1	0	0	0	1	2	14
14	Hammond, Tevin	g	7-14	4-9	1-3	1	0	1	1	19	5	5	0	35
23	Robinson, Ghiavonni	g	3-10	1-4	0-0	1	2	3	5	7	1	2	0	30
01	Mosley, Marcel	g	4-13	3-9	0-0	0	2	2	4	11	3	1	0	24
12	Floyd, Jaylon	g	0-1	0-0	0-0	3	0	3	4	0	1	0	0	12
21	Savage, Chandler	g	0-2	0-2	0-0	0	0	0	0	0	0	1	0	8
22	McIntyre, DeAndre	g	3-7	0-1	2-2	3	2	5	1	8	4	1	0	24
30	Brown, Jordan	g	2-4	0-0	1-2	1	1	2	1	5	0	0	0	16
40	Young, Jared	g	0-0	0-0	0-0	0	0	0	0	0	0	0	0	1
Team						1	1	2						
Totals			22-65	8-26	9-17	15	12	27	20	61	14	18	2	200
FG % 1st Half: 6-32		18.8%	2nd half: 16-33		48.5%	Game: 22-65		33.8%	Deadball Rebounds					
3FG % 1st Half: 1-12		8.3%	2nd half: 7-14		50.0%	Game: 8-26		30.8%						
FT % 1st Half: 2-5		40.0%	2nd half: 7-12		58.3%	Game: 9-17		52.9%						

#### Iowa 86 • 11-2

#	Player	Total		3-Ptr		Rebounds		PF	TP	A	TO	Blk	Stl	Min
		FG-FGA	FT-FTA	FG-FGA	FT-FTA	Off	Def							
01	Basabe, Melsahn	f	3-5	0-0	3-5	2	3	5	1	9	0	4	1	20
30	White, Aaron	f	3-3	0-0	2-2	0	2	2	0	8	0	0	0	8
34	Woodbury, Adam	c	3-4	0-0	4-4	2	2	4	2	10	4	2	0	18
04	Marble, Roy Devyn	g	2-3	1-1	3-6	0	1	1	0	8	1	1	0	10
10	Gesell, Mike	g	2-3	0-1	0-0	1	3	4	1	4	1	3	0	14
00	Olaseni, Gabriel	g	2-4	0-0	2-2	4	2	6	4	6	2	2	1	16
02	Oglesby, Josh	g	4-5	4-5	1-2	0	2	2	0	13	2	2	0	20
03	Jok, Peter	g	0-2	0-1	1-2	0	3	3	0	1	4	4	0	14
05	Clemmons, Anthony	g	2-3	2-3	0-0	0	1	1	1	6	2	2	1	19
13	Denning, Kyle	g	1-1	0-0	0-0	0	0	0	0	2	1	1	0	5
15	McCabe, Zach	g	1-5	0-2	0-0	0	7	7	0	2	2	0	0	16
20	Uthoff, Jarrod	g	6-8	3-4	1-2	1	4	5	0	16	3	4	1	26
23	Ukah, Okey	g	0-0	0-0	0-0	0	0	0	0	1	0	0	0	2
35	Stokes, Darius	g	0-0	0-0	1-2	0	0	0	1	1	0	1	0	6
42	Meyer, Kyle	g	0-1	0-0	0-0	0	0	0	2	0	0	1	0	6
Team						1	1	2						
Totals			29-47	10-17	18-27	11	31	42	12	86	22	27	4	200
FG % 1st Half: 18-24		75.0%	2nd half: 11-23		47.8%	Game: 29-47		61.7%	Deadball Rebounds					
3FG % 1st Half: 5-6		83.3%	2nd half: 5-11		45.5%	Game: 10-17		58.8%						
FT % 1st Half: 11-15		73.3%	2nd half: 7-12		58.3%	Game: 18-27		66.7%						

Officials: Ed Hightower, Steve McClunkins, Frank Spencer  
Technical fouls: Arkansas Pine Bluff-None. Iowa-None.  
Attendance: 15400  
Fouled Out: Arkansas Pine Bluff - Robinson (03:47)

Score by periods	1st	2nd	Total
Arkansas Pine Bluff	15	46	61
Iowa	52	34	86

Points	In	Off	2nd	Fast	Bench
UAPB	Paint	T/O	Chance	Break	
IOWA	28	20	7	9	24
	32	18	15	14	47

Last FG - UAPB 2nd-00:01, IOWA 2nd-00:47.  
Largest lead - UAPB None, IOWA by 43 2nd-09:46.

Score tied - 0 times.  
Lead changed - 0 times.

## Game 15 - #4 Wisconsin 75, Iowa 71

### Official Basketball Box Score -- Game Totals -- Final Statistics

#### Iowa vs Wisconsin

01/05/14 7:00pm at Kohl Center, Madison, WI

#### Iowa 71 • 12-3, 1-1

#	Player	Total		3-Ptr		Rebounds		PF	TP	A	TO	Blk	Stl	Min
		FG-FGA	FT-FTA	FG-FGA	FT-FTA	Off	Def							
01	Basabe, Melsahn	f	0-2	0-0	2-2	2	7	9	3	2	0	2	2	18
30	White, Aaron	f	3-5	0-0	6-8	2	6	8	0	12	0	1	2	0
34	Woodbury, Adam	c	1-2	0-0	1-2	1	2	3	4	3	0	0	1	11
04	Marble, Roy Devyn	g	10-24	4-5	3-4	1	2	3	4	27	1	3	0	36
10	Gesell, Mike	g	3-12	0-3	3-5	1	2	3	1	9	7	1	0	29
00	Olaseni, Gabriel	g	3-7	0-0	2-4	4	2	6	4	8	0	2	0	19
02	Oglesby, Josh	g	0-2	0-0	0-0	0	1	1	0	0	1	0	0	11
05	Clemmons, Anthony	g	0-1	0-0	0-0	0	0	0	3	0	1	1	0	9
15	McCabe, Zach	g	2-5	0-2	0-0	1	2	3	1	4	0	0	0	18
20	Uthoff, Jarrod	g	3-4	0-0	0-0	1	2	3	3	6	0	0	0	16
Team						3	0	3						
Totals			25-64	4-10	17-25	16	26	42	23	71	10	10	5	200
FG % 1st Half: 15-32		46.9%	2nd half: 10-32		31.3%	Game: 25-64		39.1%	Deadball Rebounds					
3FG % 1st Half: 2-4		50.0%	2nd half: 2-6		33.3%	Game: 4-10		40.0%						
FT % 1st Half: 3-5		60.0%	2nd half: 14-20		70.0%	Game: 17-25		68.0%						

#### Wisconsin 75 • 15-0, 2-0

#	Player	Total		3-Ptr		Rebounds		PF	TP	A	TO	Blk	Stl	Min
		FG-FGA	FT-FTA	FG-FGA	FT-FTA	Off	Def							
15	Dekker, Sam	f	2-12	1-5	3-7	5	1	6	3	8	1	0	2	34
44	Kaminsky, Frank	f	3-8	3-3	0-0	0	4	4	2	9	2	1	4	0
01	Brust, Ben	g	5-9	3-6	6-6	1	3	4	1	19	2	0	0	35
12	Jackson, Traevon	g	4-9	0-1	1-2	0	2	2	1	9	3	7	0	30
21	Gasser, Josh	g	3-5	2-3	6-7	0	0	0	4	14	1	1	0	25
10	Hayes, Nigel	g	1-4	0-0	6-10	1	3	4	4	8	1	0	0	14
13	Dukan, Duje	g	1-3	1-2	3-3	2	5	7	4	6	0	2	0	20
24	Koenig, Bronson	g	1-3	0-2	0-0	1	1	2	3	2	1	0	0	8
34	Bohannon, Zach	g	0-0	0-0	0-0	0	0	0	0	0	0	0	0	2
Team						1	5	6						
Totals			20-53	10-22	25-35	11	24	35	22	75	11	12	6	200
FG % 1st Half: 8-30		26.7%	2nd half: 12-23		52.2%	Game: 20-53		37.7%	Deadball Rebounds					
3FG % 1st Half: 4-13		30.8%	2nd half: 6-9		66.7%	Game: 10-22		45.5%						
FT % 1st Half: 4-9		44.4%	2nd half: 21-26		80.8%	Game: 25-35		71.4%						

Officials: Tom Eades, John Gaffney, Tim Clougherty  
Technical fouls: Iowa-TEAM 2. Wisconsin-None.  
Attendance: 17249

Score by periods	1st	2nd	Total
Iowa	35	36	71
Wisconsin	24	51	75

Points	In	Off	2nd	Fast	Bench
IOWA	Paint	T/O	Chance	Break	
WIS	36	10	23	9	18
	12	6	7	4	16

Last FG - IOWA 2nd-00:09, WIS 2nd-01:06.  
Largest lead - IOWA by 11 1st-12:48, WIS by 8 2nd-07:47.

Score tied - 1 time.  
Lead changed - 3 times.

## Game 14 - Iowa 67, Nebraska 57

### Official Basketball Box Score -- Game Totals -- Final Statistics

#### Nebraska vs Iowa

12/31/13 6 p.m. at Carver-Hawkeye Arena - Iowa City, Iowa

#### Nebraska 57 • 8-5, 0-1

#	Player		Total		3-Ptr		Rebounds			PF	TP	A	TO	Blk	Stl	Min
			FG-FGA	FT-FTA	FG-FGA	FT-FTA	Off	Def	Tot							
05	Petteway, Terran	f	8-18	2-6	2-3	2	10	12	4	20	1	4	1	0	35	
35	Pitchford, Walter	f	4-15	1-4	4-4	8	4	12	2	13	1	0	0	0	30	
00	Webster, Tai	g	0-4	0-1	2-2	0	3	3	4	2	4	2	0	4	31	
15	Gallagos, Ray	g	0-0	0-0	0-1	0	1	1	4	0	2	1	0	1	23	
31	Shields, Shavon	g	4-12	2-3	0-0	3	1	4	2	10	0	2	0	2	37	
03	Biggs, Deverell		4-12	0-2	4-8	1	3	4	5	12	1	2	0	2	20	
03	Parker, Benny		0-1	0-0	0-0	0	0	0	0	0	0	0	0	0	3	
04	Hawkins, Nathan		0-3	0-2	0-0	0	2	2	4	0	0	0	0	0	11	
21	Smith, Leslee		0-2	0-0	0-0	1	1	2	3	0	0	0	0	1	10	
	Team					2	2	4				1				
	Totals		20-67	5-18	12-18	17	27	44	28	57	9	12	1	10	200	
	FG % 1st Half:	10-38	26.3%	2nd half:	10-29	34.5%	Game:	20-67	29.9%						Deadball	
3FG	% 1st Half:	2-9	22.2%	2nd half:	3-9	33.3%	Game:	15-18	27.8%						Rebounds	
FT	% 1st Half:	1-2	50.0%	2nd half:	11-16	68.8%	Game:	5-12	66.7%						4	



## Game 17 - Iowa 84, #3 Ohio State 74

### Official Basketball Box Score -- Game Totals -- Final Statistics

#### Iowa vs Ohio State

01/12/14 1:37 p.m. at Value City Arena (Columbus, Ohio)

#### Iowa 84 • 14-3, 3-1

#	Player	Total		3-Ptr		Rebounds			PF	TP	A TO Blk Stl				Min.
		FG-FGA	FT-FTA	FG-FGA	FT-FTA	Off	Def	Tot			A	TO	Blk	Stl	
01	Basabe, Melsahn	f	4-5	0-0	3-4	2	8	10	4	11	1	1	0	0	18
30	White, Aaron	f	8-12	1-1	2-2	2	4	6	0	19	2	1	2	0	32
34	Woodbury, Adam	c	0-2	0-0	2-2	1	2	3	4	2	0	0	0	0	14
04	Marble, Roy Devyn	g	7-13	0-2	8-11	0	4	4	3	22	3	3	2	3	33
10	Gesell, Mike	g	3-7	1-4	4-4	2	3	5	2	11	3	3	0	1	26
00	Olaseni, Gabriel		0-1	0-0	1-2	1	0	1	3	1	0	0	0	0	13
02	Oglesby, Josh		3-6	2-4	0-0	1	0	1	1	8	1	0	0	0	17
05	Clemmons, Anthony		0-0	0-0	0-0	0	2	2	0	0	1	0	0	0	5
15	McCabe, Zach		0-8	0-5	0-0	0	4	4	1	0	3	1	0	0	16
20	Uthoff, Jarrod		4-7	1-1	1-1	2	0	2	0	10	0	0	0	0	26
	Team					1	1	2							
	Totals		29-61	5-17	21-26	12	28	40	18	84	14	10	4	5	200

FG % 1st Half: 17-36 47.2% 2nd half: 12-25 48.0% Game: 29-61 47.5% Deadball Rebounds 2  
3FG % 1st Half: 1-7 14.3% 2nd half: 4-10 40.0% Game: 5-17 29.4%  
FT % 1st Half: 2-2 100.0 2nd half: 19-24 79.2% Game: 21-26 80.8%

#### Ohio State 74 • 15-2, 2-2

#	Player	Total		3-Ptr		Rebounds			PF	TP	A TO Blk Stl				Min.
		FG-FGA	FT-FTA	FG-FGA	FT-FTA	Off	Def	Tot			A	TO	Blk	Stl	
10	Ross, LaQuinton	f	7-16	3-8	5-6	3	4	7	3	22	3	5	0	0	32
23	Williams, Amir	c	4-7	0-0	3-4	1	5	6	2	11	0	1	0	1	22
03	Shannon	g	1-5	0-3	0-0	1	1	2	4	2	5	1	1	2	25
04	Craft, Aaron	g	2-5	1-1	1-3	0	3	3	5	6	6	6	0	3	36
32	Smith Jr., Lenzelle	g	3-7	1-4	3-3	0	3	3	2	10	0	1	0	1	28
02	Loving, Marc		2-3	1-1	2-3	0	1	1	3	7	0	1	0	0	10
12	Thompson, Sam		3-8	0-2	2-3	1	2	3	1	8	1	2	0	1	26
33	Della Valle, Amedeo		2-4	1-2	0-0	0	1	1	1	5	0	0	0	0	11
55	McDonald, Trey		1-1	0-0	1-2	1	2	3	1	3	0	0	0	0	10
	Team					1	1	2							
	Totals		25-56	7-21	17-24	8	23	31	22	74	15	17	1	8	200

FG % 1st Half: 13-29 44.8% 2nd half: 12-27 44.4% Game: 25-56 44.6% Deadball Rebounds 2  
3FG % 1st Half: 2-8 25.0% 2nd half: 5-13 38.5% Game: 7-21 33.3%  
FT % 1st Half: 7-10 70.0% 2nd half: 10-14 71.4% Game: 17-24 70.8%

Officials: Mike Kitts, Bo Boroski, Brian Dorsey  
Technical fouls: Iowa-None. Ohio State-None.  
Attendance: 18809

Score by periods	1st	2nd	Total
Iowa	37	47	84
Ohio State	35	39	74

	In	Off	2nd	Fast	Bench
Points	Paint	T/O	Chance	Break	
IOWA	44	27	7	15	19
OSU	32	11	14	4	23

Last FG - IOWA 2nd-02:07, OSU 2nd-00:21.  
Largest lead - IOWA by 13 2nd-00:32, OSU by 9 2nd-12:51.

Score tied - 9 times.  
Lead changed - 16 times.

## Game 19 - #21 Michigan 75, Iowa 67

### Official Basketball Box Score -- Game Totals -- Final Statistics

#### Iowa vs Michigan

01/22/14 7:00 PM at Crisler Center, Ann Arbor, MI

#### Iowa 67 • 15-4 (4-2)

#	Player	Total		3-Ptr		Rebounds			PF	TP	A TO Blk Stl				Min.
		FG-FGA	FT-FTA	FG-FGA	FT-FTA	Off	Def	Tot			A	TO	Blk	Stl	
01	Basabe, Melsahn	f	7-12	0-0	3-4	3	3	6	1	17	0	0	1	1	31
30	White, Aaron	f	6-12	0-3	5-8	0	7	7	1	17	4	1	0	2	34
34	Woodbury, Adam	f	3-3	0-0	2-2	1	3	4	2	8	2	3	1	0	22
04	Marble, Roy Devyn	g	3-9	2-5	5-6	1	2	3	4	13	2	4	0	1	31
10	Gesell, Mike	g	2-4	0-0	0-0	1	2	3	3	4	2	1	0	1	30
00	Olaseni, Gabriel		1-2	0-0	0-1	1	1	2	1	2	0	1	0	0	7
02	Oglesby, Josh		1-3	0-1	0-0	0	2	2	1	2	1	0	0	0	15
05	Clemmons, Anthony		0-0	0-0	0-0	0	1	1	0	0	1	1	0	0	5
15	McCabe, Zach		1-3	0-1	0-0	0	1	1	2	2	2	1	0	0	16
20	Uthoff, Jarrod		1-5	0-0	0-0	2	1	3	2	2	0	2	0	1	9
	Team					1	0	1							
	Totals		25-53	2-10	15-21	10	23	33	17	67	14	14	2	6	200

FG % 1st Half: 15-28 53.6% 2nd half: 10-25 40.0% Game: 25-53 47.2% Deadball Rebounds 2  
3FG % 1st Half: 1-3 33.3% 2nd half: 1-7 14.3% Game: 2-10 20.0%  
FT % 1st Half: 3-6 50.0% 2nd half: 12-15 80.0% Game: 15-21 71.4%

#### Michigan 75 • 14-4 (6-0)

#	Player	Total		3-Ptr		Rebounds			PF	TP	A TO Blk Stl				Min.
		FG-FGA	FT-FTA	FG-FGA	FT-FTA	Off	Def	Tot			A	TO	Blk	Stl	
01	Robinson III, Glenn	f	6-15	0-5	2-2	4	5	9	3	14	1	2	0	1	35
52	Morgan, Jordan	f	5-6	0-0	2-3	2	5	7	2	12	0	2	1	1	32
02	Albrecht, Spike	g	2-4	1-3	2-2	0	3	3	3	7	7	0	0	4	35
11	Stauskas, Nik	g	8-14	4-9	6-7	1	4	5	3	26	5	2	1	1	37
23	LeVert, Caris	g	2-9	0-3	1-2	1	1	2	2	5	1	3	0	2	34
00	Walton Jr, Derrick		0-1	0-0	0-0	0	0	0	0	0	1	1	0	0	3
15	Horford, Jon		0-0	0-0	0-0	1	2	3	2	0	0	0	0	0	8
21	Irvin, Zak		4-9	3-7	0-0	1	1	2	1	11	0	0	0	0	16
	Team					0	1	1							
	Totals		27-58	8-27	13-16	10	22	32	16	75	15	10	2	9	200

FG % 1st Half: 15-31 48.4% 2nd half: 12-27 44.4% Game: 27-58 46.6% Deadball Rebounds 1  
3FG % 1st Half: 4-10 40.0% 2nd half: 4-17 23.5% Game: 8-27 29.6%  
FT % 1st Half: 4-6 66.7% 2nd half: 9-10 90.0% Game: 13-16 81.3%

Officials: Gene Steratore, Tim Clougherty, John Gaffney  
Technical fouls: Iowa-None. Michigan-None.  
Attendance: 12707  
Sellout. Attendance is tickets sold.

Score by periods	1st	2nd	Total
Iowa	34	33	67
Michigan	38	37	75

	In	Off	2nd	Fast	Bench
Points	Paint	T/O	Chance	Break	
IOWA	38	10	12	4	8
MICH	32	20	14	12	11

Last FG - IOWA 2nd-02:32, MICH 2nd-02:05.  
Largest lead - IOWA by 5 1st-12:49, MICH by 11 2nd-14:05.

Score tied - 7 times.  
Lead changed - 5 times.

## Game 18 - Iowa 94, Minnesota 73

### Official Basketball Box Score -- Game Totals -- Final Statistics

#### Minnesota vs Iowa

01/19/14 12 p.m. at Carver-Hawkeye Arena - Iowa City, IA

#### Minnesota 73 • 14-5, 3-3

#	Player	Total		3-Ptr		Rebounds			PF	TP	A TO Blk Stl				Min.
		FG-FGA	FT-FTA	FG-FGA	FT-FTA	Off	Def	Tot			A	TO	Blk	Stl	
10	Osenieks, Oto	f	4-6	1-1	0-2	2	3	5	3	9	0	1	0	0	24
55	Eliason, Elliott	c	3-5	0-0	1-2	3	3	6	5	7	1	0	1	1	16
01	Hollins, Andre	g	5-10	2-4	8-9	0	1	1	1	20	2	4	1	0	34
04	Mathieu, DeAndre	g	3-8	0-1	0-0	0	0	0	5	6	5	4	1	0	28
20	Hollins, DeAndre	g	5-14	1-7	2-2	2	6	8	3	13	2	1	1	5	36
05	McNeil, Daquain		1-2	0-1	0-0	0	1	1	1	2	0	0	0	0	8
13	Ahanmisi, Maverick		0-0	0-0	0-0	0	1	1	0	0	0	0	0	0	2
15	Walker, Maurice		2-5	0-0	2-5	2	3	5	4	6	1	0	1	0	17
24	King, Joey		2-5	0-0	3-4	2	1	3	4	7	0	2	0	1	19
30	Smith, Malik		1-3	1-2	0-0	0	2	2	3	3	0	1	0	0	16
	Team					1	0	1							
	Totals		26-58	5-16	16-24	12	21	33	29	73	11	13	5	7	200

FG % 1st Half: 14-28 50.0% 2nd half: 12-30 40.0% Game: 26-58 44.8% Deadball Rebounds 2  
3FG % 1st Half: 0-8 0.0% 2nd half: 5-16 31.3% Game: 5-16 31.3%  
FT % 1st Half: 10-11 90.9% 2nd half: 6-13 46.2% Game: 16-24 66.7%

#### Iowa 94 • 15-3, 4-1

#	Player		Total		3-Ptr		Rebounds			PF	TP	A TO Blk Stl				Min.
			FG-FGA	FT-FTA	FG-FGA	FT-FTA	Off	Def	Tot			A	TO	Blk	Stl	
01	Basabe, Melsahn	f	2-2	0-0	2-2	2	5	7	4	6	0	2	0	0	19	
30	White, Aaron	f	4-5	0-0	10-11	1	3	4	2	18	2	0	0	1	23	
34	Woodbury, Adam	c	0-2	0-0	0-0	1	2	3	1	0	0	1	0	0	10	
04	Marble, Roy Devyn	g	5-14	3-7	3-5	2	1	3	3	16	1	2	0	1	31	
10	Gesell, Mike	g	4-9	0-2	3-5	0	2	2	2	11	5	1	0	1	27	
00	Olaseni, Gabriel		4-6	0-0	4-6	6	1	7	4	12	0	1	0	0	16	
02	Oglesby, Josh		6-9	5-7	0-0	1	2	3	1	17	0	1	0	0	24	
03	Jok, Peter		1-3	0-0	0-0	0	1	1	0	2	0	0	0	0	5	
05	Clemmons, Anthony		0-0	0-0	0-0	0	0	0	1	0	0	0	0	0	5	
15	McCabe, Zach		2-6	1-3	3-4	0	5	5	1	8	3	0	0	3	22	
20	Uthoff, Jarrod		1-3	0-1	2-2	0	3	3	2	4	1	2	1	0	18	

## Game 21 - #6 Michigan State 71, Iowa 69

Official Basketball Box Score -- Game Totals -- Final Statistics  
Michigan State vs Iowa  
01/28/14 6:05 p.m. at Carver-Hawkeye Arena - Iowa City, IA

Michigan State 71 • 19-2, 8-1

#	Player		Total		3-Ptr	Rebounds			PF	TP	A TO Blk Stl			Min	
			FG-FGA	FG-FGA		FT-FTA	Off	Def			Tot	A	TO		Blk
10	Costello, Matt	f	3-4	0-0	5-6	6	6	12	4	11	2	1	2	1	28
30	Kaminski, Kenny	f	2-8	1-6	0-0	0	1	1	2	5	0	1	0	1	19
11	Apppling, Keith	g	6-14	3-6	1-3	0	3	3	4	16	4	1	0	3	40
14	Harris, Gary	g	3-9	0-4	3-4	1	5	6	4	9	4	1	1	0	41
45	Valentine, Denzel	g	5-13	2-7	0-0	2	4	6	4	12	2	1	1	0	29
00	Byrd, Russell		1-2	1-1	0-0	0	1	1	4	3	0	0	0	0	18
02	Gauna, Alex		1-2	0-0	0-0	1	0	1	1	2	0	1	0	0	3
03	Ellis III, Alvin		0-1	0-0	0-2	0	0	0	1	0	0	1	0	0	12
20	Trice, Travis		3-5	3-5	1-2	0	2	2	2	10	0	2	0	0	21
34	Schilling, Gavin		1-1	0-0	1-3	0	4	4	3	3	0	0	1	0	14
	Team					1	1	2			2				
Totals			25-59	10-29	11-20	11	27	38	29	71	12	11	5	5	225

FG % 1st Half: 9-28 32.1% 2nd half: 13-26 50.0% OT: 3-5 60.0% Game: 25-59 42.4% Deadball  
3FG % 1st Half: 4-13 30.8% 2nd half: 4-14 28.6% OT: 2-2 100.0% Game: 10-29 34.5% Rebounds  
FT % 1st Half: 4-6 66.7% 2nd half: 5-8 62.5% OT: 2-6 33.3% Game: 11-20 55.0%

Iowa 69 • 16-5, 5-3

#	Player	Total		3-Ptr	Rebounds			PF	TP	A TO Blk Stl				Min	
		FG-FGA	FG-FGA	FT-FTA	Off	Def	Tot			A	TO	Blk	Stl		
01	Basabe, Melsahn	f	3-8	0-0	2-2	4	2	6	2	8	0	2	0	2	28
30	White, Aaron	f	1-4	0-1	8-8	0	7	7	0	10	2	0	0	0	37
34	Woodbury, Adam	c	1-1	0-0	7-12	2	2	4	4	9	0	2	0	0	18
04	Marble, Roy Devyn	g	7-15	1-5	6-8	0	5	5	2	21	1	1	2	0	37
10	Gesell, Mike	g	1-6	0-2	4-6	0	1	1	1	6	0	0	0	0	25
00	Olaseni, Gabriel		1-2	0-0	0-1	0	4	4	1	2	1	0	2	0	16
02	Oglesby, Josh		1-3	1-2	0-0	1	1	2	2	3	1	1	0	0	24
05	Clemmons, Anthony		0-0	0-0	2-2	0	0	0	2	2	1	1	0	0	11
15	McCabe, Zach		1-2	1-1	1-2	0	2	2	5	4	1	3	0	0	14
20	Uthoff, Jarrod		2-7	0-1	0-2	0	4	4	0	4	0	0	1	0	15
	Team					3	0	3							
Totals			18-48	3-12	30-43	10	28	38	19	69	7	10	5	4	225

FG % 1st Half: 9-22 40.9% 2nd half: 8-21 38.1% OT: 1-5 20.0% Game: 18-48 37.5% Deadball  
3FG % 1st Half: 0-4 0.0% 2nd half: 3-6 50.0% OT: 0-2 0.0% Game: 3-12 25.0% Rebounds  
FT % 1st Half: 12-16 75.0% 2nd half: 12-20 60.0% OT: 6-7 85.7% Game: 30-43 69.8%

Officials: Mike Sanzere, Mike Eades, Larry Scrotto  
Technical fouls: Michigan State-None. Iowa-TEAM.  
Attendance: 15400  
Fouled Out - Iowa: McCabe (01:04)

Score by periods	1st	2nd	OT	Total
Michigan State	26	35	10	71
Iowa	30	31	8	69

Points	In	Off	2nd	Fast	Bench
MSU	28	6	12	10	18
IOWA	28	12	8	6	15

Last FG - MSU OT-00:34, IOWA OT-00:06.  
Largest lead - MSU by 7 1st-14:50, IOWA by 6 2nd-15:46.

Score tied - 11 times.  
Lead changed - 16 times.

## Game 23 - #25 Ohio State 76, Iowa 69

Official Basketball Box Score -- Game Totals -- Final Statistics  
Ohio State vs Iowa  
02/04/14 6 p.m. at Carver-Hawkeye Arena - Iowa City, IA

Ohio State 76 • 18-5, 5-5

#	Player		Total		3-Ptr	Rebounds			PF	TP	A To Blk Stl				Min
			FG-FGA	FG-FGA	FT-FTA	Off	Def	Tot			A	To	Blk	Stl	
10	Ross, LaQuinton	f	4-11	1-3	4-6	1	6	7	2	13	4	2	0	1	35
12	Thompson, Sam	f	3-4	2-2	1-2	0	3	3	3	9	1	2	0	0	19
23	Williams, Amir	c	5-6	0-0	2-2	0	0	0	3	12	0	2	1	0	23
04	Craft, Aaron	g	6-7	2-2	3-4	0	3	3	2	17	6	4	0	6	39
32	Smith Jr., Lenzelle	g	3-11	2-6	4-4	0	3	3	3	12	0	1	0	1	30
02	Loving, Marc		0-1	0-1	0-0	0	0	0	0	1	0	0	0	0	10
03	Scott, Shannon		3-4	0-1	5-6	0	3	3	0	11	1	2	0	2	21
33	Della Valle, Amedeo		0-2	0-1	0-0	1	1	2	2	0	0	0	0	0	12
55	McDonald, Trey		1-3	0-0	0-0	1	0	1	4	2	0	0	1	0	11
	Team					1	2	3							
Totals			25-49	7-16	19-24	4	21	25	20	76	12	13	2	10	200

FG % 1st Half: 12-25 48.0% 2nd half: 13-24 54.2% Game: 25-49 51.0% Deadball  
3FG % 1st Half: 4-8 50.0% 2nd half: 3-8 37.5% Game: 7-16 43.8% Rebounds  
FT % 1st Half: 3-4 75.0% 2nd half: 16-20 80.0% Game: 19-24 79.2%

Iowa 69 • 17-6, 6-4

#	Player		Total		3-Ptr	FT-FTA	Rebounds			PF	TP	A To Blk Stl			Min
			FG-FGA	FG-FGA			Off	Def	Tot			A	To	Blk	
01	Basabe, Melsahn	f	2-3	0-0	0-0	2	2	4	0	4	0	1	1	0	14
30	White, Aaron	f	3-9	0-2	2-4	2	5	7	0	8	0	1	0	0	32
34	Woodbury, Adam	c	1-2	0-0	2-4	4	2	6	2	4	1	2	2	0	17
04	Marble, Roy Devyn	g	4-11	0-3	2-3	1	4	5	3	10	2	4	0	1	36
10	Gesell, Mike	g	7-11	1-4	1-2	0	1	1	3	16	3	1	0	1	25
00	Olaseni, Gabriel		5-5	0-0	4-4	1	5	6	4	14	2	2	2	0	19
02	Oglesby, Josh		2-5	1-3	0-0	0	0	0	3	5	2	0	0	0	16
03	Jok, Peter		0-1	0-1	0-0	0	0	0	0	0	0	0	0	0	5
05	Clemmons, Anthony		1-1	0-0	0-0	0	0	0	3	2	0	0	0	0	6
15	McCabe, Zach		1-8	1-6	1-2	2	3	5	2	4	1	1	0	1	22
20	Uthoff, Jarrod		1-4	0-1	0-0	1	0	1	0	2	0	1	0	0	8
	Team					2	1	3							
Totals			27-60	3-20	12-19	15	23	38	3	200					

FG % 1st Half: 14-33 42.4% 2nd half: 13-27 48.1% Game: 27-60 45.0% Deadball  
3FG % 1st Half: 1-11 9.1% 2nd half: 2-9 22.2% Game: 3-20 15.0% Rebounds  
FT % 1st Half: 4-6 66.7% 2nd half: 8-13 61.5% Game: 12-19 63.2%

Officials: Terry Wymer, Donnie Eppley, Earl Walton  
Technical fouls: Ohio State-None. Iowa-None.  
Attendance: 15400

Score by periods	1st	2nd	Total
Ohio State	31	45	76
Iowa	33	36	69

Points	In	Off	2nd	Fast	Bench
OSU	32	12	2	8	13
IOWA	40	13	11	5	27

Last FG - OSU 2nd-01:17, IOWA 2nd-00:22.  
Largest lead - OSU by 9 1st-05:33, IOWA by 2 1st-18:31.

Score tied - 7 times.  
Lead changed - 5 times.

## Game 22 - Iowa 81, Illinois 74

Official Basketball Box Score -- Game Totals -- Final Statistics  
Iowa vs Illinois  
02/01/14 6:30 p.m. at State Farm Center; Champaign, Ill.

Iowa 81 • 17-5, 6-3

#	Player		Total		3-Ptr	Rebounds			PF	TP	A	TO	Blk	Stl	Min
			FG-FGA	FG-FGA	FT-FTA	Off	Def	Tot							
01	Basabe, Melsahn	f	2-4	0-0	0-0	2	2	4	2	4	0	0	0	1	23
30	White, Aaron	f	6-11	0-1	2-3	1	5	6	2	14	2	2	1	1	24
34	Woodbury, Adam	c	2-2	0-0	2-2	0	1	1	3	6	0	0	0	1	14
04	Marble, Roy Devyn	g	5-12	1-2	6-8	1	3	4	2	17	2	6	0	3	36
10	Gesell, Mike	g	2-5	1-3	3-4	0	1	1	2	8	3	3	0	0	21
00	Olaseni, Gabriel		3-5	0-0	9-10	6	6	12	3	15	0	0	2	0	26
02	Oglesby, Josh		1-4	1-4	0-0	2	2	4	3	3	0	0	0	1	17
03	Jok, Peter		0-0	0-0	0-0	0	0	0	0	0	0	0	0	0	2
05	Clemmons, Anthony		0-2	0-0	0-1	2	2	4	0	0	3	1	0	1	13
15	McCabe, Zach		3-6	1-3	0-0	1	0	1	4	7	2	1	0	1	8
20	Uthoff, Jarrod		2-5	1-3	2-2	0	2	2	1	7	1	2	2	1	16
	Team					0	2	2							
Totals			26-56	5-16	24-30	15	26	41	22	81	13	15	5	10	200

FG % 1st Half: 11-28 39.3% 2nd half: 15-28 53.6% Game: 26-56 46.4% Deadball  
3FG % 1st Half: 3-8 37.5% 2nd half: 2-8 25.0% Game: 5-16 31.3% Rebounds  
FT % 1st Half: 15-17 88.2% 2nd half: 9-13 69.2% Game: 24-30 80.0%

Illinois 74 • 13-9, 2-7

#	Player		Total			3-Ptr		Rebounds			PF	TP	A TO Blk Stl				Min
			FG	FGA	FG-FGA	FT	FTA	Off	Def	Tot			A	TO	Blk	Stl	
33	Ekey, Jon	f	4-11	1-5	0-1	4	1	5	5	9	1	0	2	0	30		
32	Egwu, Nnanna	c	3-5	0-0	0-0	0	3	3	3	6	0	2	3	0	28		
02	Bertrand, Joseph	g	7-10	1-1	5-5	0	2	2	4	20	0	1	0	1	33		
13	Abrams, Tracy	g	3-8	1-2	4-6	0	3	3	1	11	2	3	0	1	33		
24	Rice, Rayvonte	g	4-12	1-4	4-5	3	6	9	3	13	3	2	0	2	32		
01	Tate, Jaylon		0-2	0-1	0-0	0	1	1	1	0	1	2	0	1	9		
21	Hill, Malcolm		2-4	1-1	2-2	0	2	2	2	7	1	0	0	1	11		
22	Morgan, Maverick		0-0	0-0	1-2	0	0	0	3	1	0	0	0	0	8		
25	Nunn, Kendrick		2-4	1-1	2-2	0	1	1	2	7	4	2	1	0	13		
31	Colbert, Austin		0-0	0-0	0-0	0	0	0	0	0	0	0	0	0	3		
	Team					1	1	2									
	Totals		25-56	6-15	18-23	8	20	28	24	74	12	12	6	6	200		

## Game 25 - Iowa 82, Penn State 70

Official Basketball Box Score -- Game Totals -- Final Statistics  
Iowa vs Penn State  
2/15/14 1:05 p.m. at Bryce Jordan Ctr. (University Park, Pa.)

Iowa 82 • 19-6, 8-4

#	Player		Total			3-Ptr		Rebounds			PF	TP	A	TO	Blk	Stl	Min
			FG-FGA	FG-FGA	FT-FTA	Off	Def	Tot									
01	Basabe, Melsahn	f	6-9	0-0	4-4	2	6	8	2	16	0	2	4	0	26		
30	White, Aaron	f	6-12	0-2	2-4	2	5	7	0	14	1	1	1	0	33		
34	Woodbury, Adam	c	0-2	0-0	7-8	2	2	4	3	7	1	1	0	0	11		
04	Marble, Roy Devyn	g	2-9	1-6	10-12	0	1	1	3	15	3	0	0	2	34		
10	Gesell, Mike	g	4-8	4-5	1-2	0	2	2	1	13	7	2	1	1	30		
00	Olasein, Gabriel		0-2	0-0	1-2	1	1	2	1	1	0	0	3	1	16		
02	Oglesby, Josh		1-3	1-3	2-2	1	1	2	3	5	0	0	0	0	18		
15	McCabe, Zach		1-4	1-2	1-2	2	1	3	3	4	0	0	0	0	10		
20	Uthoff, Jarrod		2-6	0-1	3-4	1	6	7	2	7	1	0	1	0	22		
Team						2	2	4									
Totals				22-55	7-19	31-40	13	27	40	18	82	13	6	10	4	200	
FG % 1st Half: 12-34			35.3%	2nd half: 10-21			47.6%	Game: 22-55			40.0%	Deadball					
3FG % 1st Half: 2-9			22.2%	2nd half: 5-10			50.0%	Game: 7-19			36.8%	Rebounds					
FT % 1st Half: 5-10			50.0%	2nd half: 26-30			86.7%	Game: 31-40			77.5%	7					

Penn State 70 • 13-13, 4-9

#	Player		Total		3-Ptr		Rebounds			PF	TP	A	TO	Blk	Stl	Min
			FG-FGA	FG-FGA	FT-FTA	Off	Def	Tot								
05	Jack, Donovan	f	2-7	0-1	4-7	4	2	6	4	8	1	0	2	0	26	
10	Taylor, Brandon	f	2-9	1-5	0-0	0	2	2	3	5	0	1	0	0	21	
02	Newbill, D.J.	g	10-15	0-3	2-2	3	3	6	2	22	2	1	0	0	37	
03	Woodward, Graham	g	0-1	0-0	0-0	0	1	1	3	0	0	2	0	0	14	
23	Frazier, Tim	g	4-17	1-4	2-2	2	5	7	2	11	4	1	0	2	38	
01	Johnson, John		4-8	1-3	2-2	1	2	3	3	11	0	2	0	0	23	
13	Thorpe, Geno		0-1	0-0	1-2	0	0	0	0	1	1	1	0	0	7	
32	Dickerson, Jordan		0-0	0-0	2-4	1	1	2	2	2	0	1	3	0	9	
43	Travis, Ross		4-7	0-0	2-2	2	4	6	4	10	1	0	0	1	25	
Team						2	1	3								
Totals			26-65	3-16	15-21	15	21	36	23	70	9	9	5	3	200	
FG % 1st Half: 15-32		46.9%	2nd half: 11-33		33.3%	Game: 26-65		40.0%	Deadball							
3FG % 1st Half: 1-6		16.7%	2nd half: 2-10		20.0%	Game: 3-16		18.8%	Rebounds							
FT % 1st Half: 2-4		50.0%	2nd half: 13-17		76.5%	Game: 15-21		71.4%	3,1							

Officials: Ed Corbett, Larry Sciotto, Bill Ek  
Technical fouls: Iowa-None. Penn State-None.  
Attendance: 10428

Score by periods	1st	2nd	Total
Iowa	31	51	82
Penn State	33	37	70

Last FG - IOWA 2nd-00:20, PSU 2nd-00:11.  
Largest lead - IOWA by 14 2nd-00:20, PSU by 2 1st-00:05.

Points	In	Off	2nd	Fast	Bench
IOWA	24	11	9	2	17
PSU	16	17	9	2	24

Score tied - 6 times.  
Lead changed - 4 times.

## Game 26 - #16 Wisconsin 79, Iowa 74

Official Basketball Box Score -- Game Totals -- Final Statistics  
Wisconsin vs Iowa  
02/22/14 11 a.m. at Carver-Hawkeye Arena - Iowa City, IA

Wisconsin 79 • 22-5, 9-5

#	Player		Total		3-Ptr		Rebounds			PF	TP	A	TO	Blk	Stl	Min
			FG-FGA	FG-FGA	FT-FTA	Off	Def	Tot								
15	Dekker, Sam	f	6-13	2-6	1-2	3	8	11	0	15	2	0	0	1	30	
44	Kaminsky, Frank	c	8-13	0-0	5-6	4	3	7	4	21	2	1	1	1	30	
01	Brust, Ben	g	1-7	0-6	0-0	0	3	3	1	2	1	0	0	1	34	
12	Jackson, Traevon	g	3-8	0-2	2-2	1	2	3	1	8	3	2	0	0	33	
21	Gasser, Josh	g	4-5	4-5	0-0	1	1	2	3	12	2	1	0	1	27	
10	Hayes, Nigel		2-8	0-0	3-3	3	3	6	2	7	3	3	1	0	19	
13	Dukan, Duje		1-2	0-1	0-0	0	0	0	0	2	0	0	0	0	4	
24	Koenig, Bronson		5-7	2-4	0-0	0	0	0	2	12	2	0	0	0	23	
Team						1	2	3			2					
Totals				30-63	8-24	11-13	13	22	35	13	79	15	9	2	4	200
FG % 1st Half: 16-28			57.1%	2nd half: 14-35			40.0%	Game: 30-63			47.6%	Deadball Rebounds 0				
3FG % 1st Half: 5-11			45.5%	2nd half: 3-13			23.1%	Game: 8-24			33.3%					
FT % 1st Half: 3-4			75.0%	2nd half: 8-9			88.9%	Game: 11-13			84.6%					

Iowa 74 • 19-7, 8-5

#	Player		Total		3-Ptr		Rebounds			PF	TP	A	TO	Blk	Stl	Min
			FG-FGA	FG-FGA	FT-FTA	Off	Def	Tot								
15	McCabe, Zach	f	0-3	0-2	0-0	1	1	2	5	0	2	0	0	2	19	
30	White, Aaron	f	2-5	0-0	0-0	1	6	7	2	4	1	2	1	2	30	
34	Woodbury, Adam	c	2-2	0-0	0-0	3	3	6	1	4	1	0	0	1	17	
04	Marble, Roy Devyn	g	8-19	2-4	3-4	1	3	4	1	21	11	2	0	0	36	
10	Gesell, Mike	g	4-10	1-4	1-1	0	3	3	3	10	2	2	0	0	22	
00	Olasein, Gabriel		4-7	0-0	2-2	3	1	4	1	10	0	0	1	0	21	
01	Basabe, Melsahn		0-0	0-0	0-0	0	0	0	0	0	0	0	0	0	1	
02	Oglesby, Josh		8-12	1-3	0-0	0	1	1	0	17	1	1	0	0	24	
03	Jok, Peter		0-0	0-0	0-0	0	0	0	1	0	0	0	0	0	1	
05	Clemmons, Anthony		1-1	0-0	0-0	1	0	1	0	2	0	0	0	0	4	
20	Uthoff, Jarrod		2-5	0-1	2-2	1	4	5	1	6	1	0	1	0	25	
Team						0	0	0								
Totals			31-64	4-14	8-9	11	22	33	15	74	19	7	3	5	200	
FG % 1st Half: 14-33		42.4%	2nd half: 17-31		54.8%	Game: 31-64		48.4%	Deadball							
3FG % 1st Half: 2-8		25.0%	2nd half: 2-6		33.3%	Game: 4-14		28.6%	Rebounds							
FT % 1st Half: 1-2		50.0%	2nd half: 7-7		100.0%	Game: 8-9		88.9%	1							

Officials: Mike Kitts, Pat Driscoll, Lewis Garrison  
Technical fouls: Wisconsin-None. Iowa-None.  
Attendance: 15400  
Fouled Out - Iowa: McCabe (00:13)

Score by periods	1st	2nd	Total
Wisconsin	40	39	79
Iowa	31	43	74

Last FG - WIS 2nd-00:36, IOWA 2nd-01:01.  
Largest lead - WIS by 10 1st-07:36, IOWA by 5 1st-18:52.

Points	In	Off	2nd	Fast	Bench
WIS	32	13	8	9	21
IOWA	32	13	8	9	35

Score tied - 3 times.  
Lead changed - 9 times.

## Game 27 - Minnesota 95, Iowa 89

Official Basketball Box Score -- Game Totals -- Final Statistics  
Iowa vs Minnesota  
02/25/14 6:00 PM at Minneapolis, Minn. (Williams Arena)

Iowa 89 • 19-8, 8-6

#	Player		Total			3-Ptr		Rebounds			PF	TP	A	TO	Blk	Stl	Min
			FG-FGA	FG-FGA	FT-FTA	Off	Def	Tot									
30	White, Aaron	f	8-11	1-1	4-4	4	5	9	0	21	1	2	0	3		33	
34	Woodbury, Adam	f	2-7	0-0	2-2	2	1	3	1	6	1	0	2	1		21	
02	Oglesby, Josh	g	5-10	4-9	2-3	1	1	2	4	16	2	1	0	2		30	
04	Marble, Roy Devyn	g	8-15	4-8	4-6	2	2	4	3	24	6	4	0	0		37	
10	Gesell, Mike	g	6-15	1-5	0-1	0	0	0	4	13	6	0	1	1		29	
00	Olasein, Gabriel		1-1	0-0	1-2	0	1	1	3	3	0	3	0	2		19	
03	Jok, Peter		0-1	0-0	0-0	0	0	0	2	0	0	0	0	0		4	
05	Clemmons, Anthony		1-1	0-0	0-0	1	3	4	1	2	1	1	0	0		8	
15	McCabe, Zach		0-2	0-1	2-2	1	1	2	5	2	0	1	0	0		12	
20	Uthoff, Jarrod		0-1	0-1	2-2	0	0	0	1	2	0	1	1	0		7	
35	Stokes, Darius		0-0	0-0	0-0	0	0	0	1	0	0	0	0	0		0+	
Team						2	1	3									
Totals				31-64	10-25	17-22	13	15	28	25	89	17	13	4	9	200	
FG % 1st Half: 15-30			50.0%	2nd half: 16-34			47.1%	Game: 31-64			48.4%						Deadball Rebounds 3
3FG % 1st Half: 5-10			50.0%	2nd half: 5-15			33.3%	Game: 10-25			40.0%						
FT % 1st Half: 12-14			85.7%	2nd half: 5-8			62.5%	Game: 17-22			77.3%						

## Game 29 - Iowa 83, Purdue 76

Official Basketball Box Score -- Game Totals -- Final Statistics  
Purdue vs Iowa  
03/02/14 1:10 p.m. at Carver-Hawkeye Arena - Iowa City, IA

Purdue 76 • 15-14, 5-11

#	Player	Total		3-Ptr		Rebounds			PF	TP	A	TO	Blk	Stl	Min
		FG	FGA	FG	FGA	FT	FTA	Off Def Tot							
20	Hammons, A.J.	c	5-10	0-1	6-6	5	9	14	4	16	1	0	4	0	36
00	Johnson, Terone	g	5-9	1-4	0-2	1	4	5	3	11	5	1	0	0	35
03	Johnson, Ronnie	g	0-6	0-2	5-8	0	3	3	5	5	4	7	0	0	31
21	Stephens, Kendall	g	5-9	2-5	0-0	0	1	1	5	12	1	3	0	0	26
35	Davis, Rapheal	g	7-12	1-3	3-5	0	4	4	3	18	3	0	0	1	31
05	Smotherman, Basil		0-1	0-0	0-0	1	1	2	2	0	0	0	0	0	9
12	Scott, Bryson		0-3	0-1	0-0	0	1	1	1	0	1	4	0	0	10
32	Peck, Errick		5-6	2-2	0-0	1	4	5	2	12	0	0	0	0	18
50	Carroll, Travis		1-1	0-0	0-0	1	1	2	0	2	0	0	0	0	4
Team						2	1	3			1				
Totals			28-57	6-18	14-21	11	29	40	25	76	15	16	4	1	200
FG % 1st Half: 13-32 40.6% 2nd half: 15-25 60.0% Game: 28-57 49.1%															
3FG % 1st Half: 4-11 36.4% 2nd half: 2-7 28.6% Game: 6-18 33.3%															
FT % 1st Half: 7-10 70.0% 2nd half: 7-11 63.6% Game: 14-21 66.7%															
Deadball Rebounds 3															

Iowa 83 • 20-9, 9-7

#	Player	Total		3-Ptr		Rebounds			PF	TP	A	TO	Blk	Stl	Min
		FG	FGA	FG	FGA	FT	FTA	Off Def Tot							
01	Basabe, Melsahn	f	1-2	0-0	0-0	0	0	0	2	2	1	0	0	0	11
30	White, Aaron	f	3-9	1-2	8-10	4	6	10	2	15	2	1	1	2	34
34	Woodbury, Adam	c	2-3	0-0	0-0	0	2	2	3	4	0	0	2	0	19
04	Marble, Roy Devyn	g	9-18	1-3	2-4	0	2	2	2	21	5	0	0	4	38
10	Gesell, Mike	g	3-11	1-4	8-11	0	3	3	2	15	3	1	0	2	27
00	Olaseni, Gabriel		3-6	0-0	0-1	4	3	7	4	6	1	0	2	1	21
02	Oglesby, Josh		3-7	2-6	3-4	0	2	2	1	11	2	0	0	3	25
05	Clemmons, Anthony		0-0	0-0	0-0	0	0	0	0	0	0	1	0	0	3
15	McCabe, Zach		1-1	0-0	2-2	0	0	0	1	4	2	1	0	0	7
20	Uthoff, Jarrod		1-3	0-1	3-4	1	3	4	1	5	1	1	0	0	15
Team						2	1	3							
Totals			26-60	5-16	26-36	11	22	33	18	83	17	5	5	12	200
FG % 1st Half: 18-33 54.5% 2nd half: 8-27 29.6% Game: 26-60 43.3%															
3FG % 1st Half: 2-7 28.6% 2nd half: 3-9 33.3% Game: 5-16 31.3%															
FT % 1st Half: 12-16 75.0% 2nd half: 14-20 70.0% Game: 26-36 72.2%															
Deadball Rebounds 4															

Officials: Mike Sanzere, Larry Scirocco, Bill Ek  
Technical fouls: Purdue-None. Iowa-None.  
Attendance: 15400  
Fouled Out - Purdue: Stephens (00:25), R. Johnson (00:14)

Score by periods	1st	2nd	Total
Purdue	37	39	76
Iowa	50	33	83

Points	In Paint	Off T/O	2nd Chance	Fast Break	Bench
PURDUE	38	4	11	10	14
IOWA	32	18	11	14	26

Last FG - PURDUE 2nd-00:16, IOWA 2nd-02:39.  
Largest lead - PURDUE by 4 2nd-11:21, IOWA by 13 1st-00:01.

Score tied - 7 times.  
Lead changed - 12 times.

## Game 31 - Illinois 66, Iowa 63

Official Basketball Box Score -- Game Totals -- Final Statistics  
Illinois vs Iowa  
03/08/14 7:35 p.m. at Carver-Hawkeye Arena - Iowa City, IA

Illinois 66 • 18-13, 7-11

#	Player	Total		3-Ptr		Rebounds			PF	TP	A	TO	Blk	Stl	Min
		FG	FGA	FG	FGA	FT	FTA	Off Def Tot							
25	Nunn, Kendrick	f	4-4	2-2	0-0	0	2	2	2	10	4	2	0	1	30
32	Egwu, Nnanna	f	5-9	0-0	4-5	5	1	6	4	14	0	2	1	1	28
13	Abrams, Tracy	g	2-9	2-5	1-2	1	4	5	3	7	3	4	1	1	36
21	Hill, Malcolm	g	0-6	0-2	0-0	0	1	1	2	0	2	0	0	0	18
24	Rice, Rayvonte	g	7-16	0-5	1-2	1	4	5	1	15	1	2	1	4	34
02	Bertrand, Joseph		2-3	0-1	2-2	1	1	2	0	6	2	0	0	1	20
22	Morgan, Maverick		1-2	0-0	0-0	0	3	3	1	2	0	1	0	0	11
33	Ekey, Jon		4-5	3-4	1-1	0	6	6	3	12	0	0	0	0	23
Team						4	0	4			2				
Totals			25-54	7-19	9-12	12	22	34	16	66	12	13	3	8	200
FG % 1st Half: 12-28 42.9% 2nd half: 13-26 50.0% Game: 25-54 46.3%															
3FG % 1st Half: 3-8 37.5% 2nd half: 4-11 36.4% Game: 7-19 36.8%															
FT % 1st Half: 2-4 50.0% 2nd half: 7-8 87.5% Game: 9-12 75.0%															
Deadball Rebounds 2															

Iowa 63 • 20-11, 9-9

#	Player	Total		3-Ptr		Rebounds			PF	TP	A	TO	Blk	Stl	Min
		FG	FGA	FG	FGA	FT	FTA	Off Def Tot							
01	Basabe, Melsahn	f	3-4	0-0	0-1	2	1	3	0	6	1	0	1	1	14
30	White, Aaron	f	3-6	1-2	5-7	2	6	8	0	12	0	3	2	0	36
34	Woodbury, Adam	c	5-7	0-0	1-2	1	1	2	1	11	0	0	1	1	20
04	Marble, Roy Devyn	g	3-11	1-4	1-2	0	2	2	2	8	4	1	1	2	28
10	Gesell, Mike	g	4-13	1-4	2-2	1	3	4	2	11	5	0	0	2	32
00	Olaseni, Gabriel		3-5	0-0	0-0	3	1	4	0	6	0	0	0	0	16
02	Oglesby, Josh		1-3	1-3	0-0	0	0	0	3	3	2	0	0	1	25
03	Jok, Peter		1-2	1-2	0-0	0	0	0	2	3	2	1	0	0	11
05	Clemmons, Anthony		0-0	0-0	0-0	0	0	0	0	0	1	1	0	0	3
15	McCabe, Zach		1-1	1-1	0-0	0	1	1	3	3	0	2	0	0	7
20	Uthoff, Jarrod		0-2	0-1	0-0	1	1	2	0	0	1	0	1	0	8
Team						1	2	3							
Totals			24-54	6-17	9-14	11	18	29	13	63	16	8	6	7	200
FG % 1st Half: 13-28 46.4% 2nd half: 11-26 42.3% Game: 24-54 44.4%															
3FG % 1st Half: 3-9 33.3% 2nd half: 3-8 37.5% Game: 6-17 35.3%															
FT % 1st Half: 5-8 62.5% 2nd half: 4-6 66.7% Game: 9-14 64.3%															
Deadball Rebounds 2															

Officials: Mike Kitts, Lamont Simpson, Chris Beaver  
Technical fouls: Illinois-None. Iowa-None.  
Attendance: 15400

Score by periods	1st	2nd	Total
Illinois	29	37	66
Iowa	34	29	63

Last FG - ILL 2nd-00:01, IOWA 2nd-00:40.  
Largest lead - ILL by 14 1st-13:49, IOWA by 6 2nd-11:17.

Score tied - 6 times.  
Lead changed - 4 times.

## Game 30 - #22 Michigan State 86, Iowa 76

Official Basketball Box Score -- Game Totals -- Final Statistics  
Iowa vs Michigan State  
03/06/14 9 p.m. at Breslin Center (East Lansing, Mich.)

Iowa 76 • 20-10, 9-8

#	Player		Total		3-Ptr		Rebounds			PF	TP	A	TO	Blk	Stl	Min
			FG	FGA	FG	FGA	FT	FTA	Off							
01	Basabe, Melsahn	f	2-3	1-1	0-0	0	2	2	1	5	1	1	1	0	18	
30	White, Aaron	f	5-8	0-1	0-1	1	1	2	2	10	1	2	0	1	24	
34	Woodbury, Adam	c	2-6	0-0	0-0	2	1	3	3	4	0	1	0	3	18	
04	Marble, Roy Devyn	g	9-17	2-6	4-4	0	2	2	3	24	5	1	0	0	33	
10	Gesell, Mike	g	2-5	1-2	2-2	0	0	0	1	7	2	4	0	1	22	
00	Olaseni, Gabriel		0-1	0-0	2-2	2	1	3	2	2	0	0	0	0	18	
02	Oglesby, Josh		2-6	2-6	2-2	0	1	1	2	8	2	1	0	1	23	
03	Jok, Peter		2-2	1-1	1-2	0	0	0	0	6	0	0	0	2	3	
05	Clemmons, Anthony		1-1	0-0	0-0	0	1	1	0	2	2	1	0	0	7	
15	McCabe, Zach		3-5	0-2	2-2	0	1	1	5	8	1	1	0	2	15	
20	Uthoff, Jarrod		0-6	0-1	0-0	2	1	3	1	0	1	1	0	0	15	
35	Stokes, Darius		0-0	0-0	0-0	0	0	0	0	0	0	0	0	0	3	
42	Meyer, Kyle		0-0	0-0	0-0	0	0	0	0	0	0	0	0	0	1	
Team						6	3	9	1							
Totals			28-60	7-20	13-15	13	14	27	21	76	15	13	1	10	200	
FG % 1st Half: 15-32			46.9%	2nd half: 13-28	46.4%	Game: 28-60			46.7%	Deadball Rebounds						
3FG % 1st Half: 5-13			38.5%	2nd half: 2-7	28.6%	Game: 7-20			35.0%	0						
FT % 1st Half: 6-6			100.0%	2nd half: 7-9	77.8%	Game: 13-15			86.7%							



# IOWA HAWKEYE BASKETBALL

## Iowa Tournament History

**Tournament Appearances:** 16

**Tournament Record:** 15-14

**Championships:** 2001  
2006

**By Round:**

First	6-5
Quarterfinal	4-7
Semifinal	3-1
Championship	2-1

**By Location:**

United Center, Chicago	8-7
Bankers Life Fieldhouse, Indianapolis	7-7

**Iowa's All-Time Seedings**

No. 1	---
No. 2	3-0
No. 3	---
No. 4	0-2
No. 5	0-2
No. 6	5-1
No. 7	3-2
No. 8	1-2
No. 9	3-3
No. 10	0-2
No. 11	---

**Iowa's Record vs. Seedings**

vs. No. 1	2-1
vs. No. 2	1-2
vs. No. 3	1-2
vs. No. 4	2-2
vs. No. 5	1-2
vs. No. 6	0-0
vs. No. 7	2-2
vs. No. 8	1-2
vs. No. 9	1-1
vs. No. 10	2-0
vs. No. 11	2-0

**Iowa vs. All Opponents**

vs. Illinois	1-0
vs. Indiana	2-0
vs. Michigan	0-5
vs. Michigan State	2-4
vs. Minnesota	2-0
vs. Northwestern	2-0
vs. Ohio State	2-2
vs. Penn State	1-0
vs. Purdue	2-1
vs. Wisconsin	1-2
vs. Nebraska	0-0

**Tournament Honors**

**Most Outstanding Player**

**2001** Reggie Evans

**2006** Jeff Horner

**All-Tournament Team**

**2001** Reggie Evans

**2002** Reggie Evans  
Luke Recker

**2006** Greg Brunner  
Jeff Horner





# IOWA HAWKEYE BASKETBALL

## Iowa Tournament Results

### 1998, United Center, Chicago, IL (0-1)

March 5 First Round Bye

March 6 No. 4 Michigan 77, No. 5 Iowa 66

#### Top Scorer

Ryan Bowen, 19

#### Top Rebounder

Ryan Bowen, 8

#### Top Assists

Dean Oliver, 4

### 1999, United Center, Chicago, IL (0-1)

March 4 First Round Bye

March 5 No. 4 Wisconsin 74, No. 5 Iowa 60

Jess Settles, 21

Dean Oliver, 5

Ryan Luehrman, 5

### 2000, United Center, Chicago, IL (1-1)

March 9 No. 7 Iowa 81, No. 10 Minnesota 78

March 10 No. 2 Michigan State 75, No. 7 Iowa 65

Kyle Galloway, 30

Dean Oliver, 30

Dean Oliver, 7

Duez Henderson, 9

Jason Price, 6

Oliver/Griffin, 4

### 2001, United Center, Chicago, IL (4-0)

March 8 No. 6 Iowa 72, No. 11 Northwestern 55

March 9 No. 6 Iowa 75, No. 3 Ohio State 66

March 10 No. 6 Iowa 94, No. 7 Penn State 74

March 11 No. 6 Iowa 63, No. 4 Indiana 61

Reggie Evans, 20

Glen Worley, 18

Reggie Evans, 30

Brody Boyd, 22

Reggie Evans, 14

Reggie Evans, 8

Reggie Evans, 18

Reggie Evans, 11

Brody Boyd, 7

Dean Oliver, 6

Dean Oliver, 8

Boyd/Oliver, 3

### 2002, Bankers Life Fieldhouse, Indianapolis, IN (3-1)

March 7 No. 9 Iowa 87, No. 8 Purdue 72

March 8 No. 9 Iowa 58, No. 1 Wisconsin 56

March 9 No. 9 Iowa 62, No. 4 Indiana 60

March 10 No. 2 Ohio State 81, No. 9 Iowa 64

Luke Recker, 25

Luke Recker, 28

Luke Recker, 17

Luke Recker, 21

Reggie Evans, 18

Reggie Evans, 8

Reggie Evans, 10

Reggie Evans, 8

Pierre Pierce, 5

Brody Boyd, 3

Seven with one

Pierre Pierce, 3

### 2003, United Center, Chicago, IL (0-1)

March 13 No. 8 Ohio State 66, No. 9 Iowa 64

Boyd/Leslie, 15

Sonderleiter/Leslie, 7

Jeff Horner, 8

### 2004, Bankers Life Fieldhouse, Indianapolis, IN (0-1)

March 11 First Round Bye

March 12 No. 5 Michigan 79, No. 4 Iowa 70

Pierre Pierce, 28

Greg Brunner, 11

Pierre Pierce, 6

### 2005, United Center, Chicago, IL (2-1)

March 10 No. 7 Iowa 71, No. 10 Purdue 52

March 11 No. 7 Iowa 71, No. 2 Michigan State 69

March 12 No. 3 Wisconsin 59, No. 7 Iowa 56

Adam Haluska, 17

Brunner/Henderson, 17

Greg Brunner, 18

Greg Brunner, 9

Doug Thomas, 11

Greg Brunner, 7

Jeff Horner, 8

Jeff Horner, 4

Jeff Horner, 6

### 2006, Bankers Life Fieldhouse, Indianapolis, IN (3-0)

March 9 First Round Bye

March 10 No. 2 Iowa 67, No. 10 Minnesota 57

March 11 No. 2 Iowa 53, No. 5 Michigan State 48

March 12 No. 2 Iowa 67, No. 1 Ohio State 60

Jeff Horner, 26

Jeff Horner, 14

Jeff Horner, 16

Erek Hansen, 8

Brunner/Haluska, 5

Brunner/Haluska, 8

Jeff Horner, 6

Three with two

Jeff Horner, 10

### 2007, United Center, Chicago, IL (0-1)

March 8 First Round Bye

March 9 No. 5 Purdue 74, No. 4 Iowa 55

Tyler Smith, 17

Tyler Smith, 7

Haluska/Freeman, 3

### 2008, Bankers Life Fieldhouse, Indianapolis, IN (0-1)

March 13 No. 9 Michigan 55, No. 8 Iowa 47

Cyrus Tate, 16 C

yus Tate, 11

Justin Johnson, 2

### 2009, Bankers Life Fieldhouse, Indianapolis, IN (0-1)

March 12 No. 7 Michigan 73, No. 10 Iowa 45

Cyrus Tate, 12

Jake Kelly, 7

Bawinkel/Kelly, 2

### 2010, Bankers Life Fieldhouse, Indianapolis, IN (0-1)

March 11 No. 8 Michigan 59, No. 9 Iowa 52

Cully Payne, 25

Aaron Fuller, 13

Matt Gatens, 4

### 2011, Bankers Life Fieldhouse, Indianapolis, IN (0-1)

March 10 No. 7 Michigan State 66, No. 10 Iowa 61

Bryce Cartwright, 14

Bryce Cartwright, 7

Bryce Cartwright, 6

### 2012, Bankers Life Fieldhouse, Indianapolis, IN (1-1)

March 8 No. 8 Iowa 64, Illinois 61

March 9 No. 1 Michigan State 92, Iowa 75

Matt Gatens, 20

Josh Oglesby, 20

Zach McCabe, 6

Zach McCabe, 6

Bryce Cartwright 7

Bryce Cartwright, 6

### 2013, United Center, Chicago, IL (1-1)

March 14 No. 6 Iowa 77, No. 11 Northwestern 59

March 15 No. 3 Michigan State 59, No. 6 Iowa 56

Roy Devyn Marble, 19

Mike Gesell, 9

Melsahn Basabe, 12

Melsahn Basabe, 8

Eric May, 5

Roy Devyn Marble, 4



# IOWA HAWKEYE BASKETBALL

## Iowa's Big Ten Tournament Records

### Individual

Points	30, Reggie Evans vs. Penn State, 3/10/01 30, Dean Oliver vs. Michigan State, 3/10/00 30, Kyle Galloway vs. Minnesota, 3/9/00
FG	11, Dean Oliver vs. Michigan State, 3/10/00
FGA	18, Pierre Pierce vs. Michigan, 3/12/04
3-pt. FG	6, Jeff Horner vs. Minnesota, 3/10/06
3-pt. FGA	11, Jeff Horner vs. Michigan State, 3/11/05 11, Brody Boyd vs. Ohio State, 3/13/03
FT	12, Reggie Evans vs. Penn State, 3/10/01
FTA	17, Cyrus Tate vs. Michigan, 3/13/08 17, Reggie Evans vs. Penn State, 3/10/01
Rebounds	18, Reggie Evans vs. Purdue, 3/7/02 18, Reggie Evans vs. Penn State, 3/10/01
Assists	10, Jeff Horner vs. Ohio State 3/12/06
Blocks	5, Kurt Looby vs. Purdue, 3/9/07 5, Melsahn Basabe vs. Northwestern, 3/14/13
Steals	5, Jeff Horner vs. Minnesota, 3/10/06 5, Luke Recker vs. Wisconsin, 3/8/02

### Team

Points	94 vs. Penn State, 3/10/01
Pts/Half	53 vs. Ohio State, 3/9/01
FG	31 vs. Purdue, 3/7/02
FGA	62 vs. Michigan, 3/6/98 62 vs. Northwestern, 3/14/13
FG%	.574 (31-54) vs. Purdue, 3/7/02
3-pt. FG	10 vs. Michigan State, 3/9/12
3-pt. FGA	25 vs. Ohio State, 3/10/02
3-pt. FG%	.563 (9-16) vs. Minnesota, 3/9/00
FT	36 vs. Penn State, 3/10/01
FTA	48 vs. Penn State, 3/10/01
FT%	.824 (14-17) vs. Michigan, 3/6/98
Rebounds	41 vs. Ohio State, 3/12/06 41 vs. Purdue, 3/7/02
Assists	21 vs. Purdue, 3/10/05
Blocks	9 vs. Purdue, 3/9/07
Steals	13 vs. Wisconsin, 3/8/02

### Big Ten Tournament Records Held by Iowa

#### Individual - - Game

Free Throws	12, Reggie Evans vs. Penn State, 3/10/01 (tie)
FT Attempts	17, Cyrus Tate vs. Michigan, 3/13/08 (tie) 17, Reggie Evans vs. Penn State, 3/10/01 (tie)
FT%	100% (11-11), Kyle Galloway vs. Minnesota, 3/9/00

#### Individual - - Championship Game

Assists	10, Jeff Horner vs. Ohio State, 3/12/06 (tie)
---------	---

#### Individual - - Tournament

Total Points	91, Luke Recker, 2002 (four games)
Field Goals	30, Luke Recker, 2002 (four games)
Total Rebounds	51, Reggie Evans, 2001 (four games)
FT Percentage	100% (11-11), Kyle Galloway, 2000 (tie)

#### Individual - - Career

Total Rebounds	95, Reggie Evans, 2001-02 (eight games)
----------------	---

#### Team - - Game

Free Throws	36 vs. Penn State, 3/10/01
FT Attempts	48 vs. Penn State, 3/10/01
Points 9	4 vs. Penn State, 3/10/01 (tie)

#### Team - - Tournament

Points	304, 2001 (four games)
Free Throws	106, 2001 (four games)
FT Attempts	152, 2001 (four games)
Total Rebounds	162, 2001 (four games)





# IOWA HAWKEYE BASKETBALL

## Individual Career Records

### GAMES PLAYED

1.	11	Duez Henderson
	11	Glen Worley
3.	10	Brody Boyd
4.	9	Rod Thompson
	9	Sean Sonderleiter

### GAMES STARTED

1.	8	Greg Brunner
	8	Reggie Evans
	8	Jeff Horner
	8	Dean Oliver
5.	7	Adam Haluska
	7	Glen Worley

### TOTAL POINTS

1.	111	Reggie Evans
	110	Jeff Horner
3.	104	Brody Boyd
4.	103	Dean Oliver
5.	102	Greg Brunner

### SCORING AVERAGE

1.	22.7	Luke Recker
2.	13.8	Reggie Evans
3.	13.7	Jeff Horner
4.	12.8	Dean Oliver
5.	12.7	Greg Brunner

### FIELD GOALS

1.	36	Greg Brunner
	36	Jeff Horner
3.	35	Reggie Evans
4.	33	Brody Boyd
5.	32	Dean Oliver
	32	Glen Worley

### FIELD GOAL ATTEMPTS

1.	98	Jeff Horner
2.	79	Dean Oliver
3.	74	Brody Boyd
4.	73	Greg Brunner
5.	71	Reggie Evans

### FIELD GOAL PERCENTAGE

1.	.681 (30-44)	Luke Recker
2.	.653 (32-49)	Glen Worley
3.	.600 (6-10)	Ryan Bowen
4.	.586 (17-29)	Erek Hansen
5.	.571 (8-14)	Tyler Smith

### 3-POINT FIELD GOALS (2 made per game)

1.	25	Brody Boyd
2.	22	Jeff Horner
3.	14	Luke Recker
4.	10	Adam Haluska
5.	9	Dean Oliver

### 3-POINT FG ATTEMPTS (3 att. per game)

1.	62	Jeff Horner
2.	58	Brody Boyd
3.	31	Adam Haluska
4.	25	Dean Oliver
5.	22	Luke Recker

### 3-POINT FG PERCENTAGE (4 att. per game)

1.	.714 (5-7)	Josh Oglesby
2.	.667 (4-6)	Jess Settles
3.	.636 (14-22)	Luke Recker
4.	.431 (25-58)	Brody Boyd
5.	.360 (9-25)	Dean Oliver
6.	.354 (22-62)	Jeff Horner
7.	.322 (10-31)	Adam Haluska

### FREE THROWS

(2 made per game)

1.	41	Reggie Evans
2.	31	Glen Worley
3.	30	Dean Oliver
4.	28	Greg Brunner
5.	20	Adam Haluska

### FREE THROW ATTEMPTS (3 att. per game)

1.	63	Reggie Evans
2.	49	Dean Oliver
3.	47	Glen Worley
4.	38	Greg Brunner
5.	26	Adam Haluska

### FREE THROW PERCENTAGE (3 att. per game)

1.	.894 (17-19)	Luke Recker
2.	.823 (14-17)	Pierre Pierce
3.	.800 (16-20)	Jeff Horner
4.	.769 (20-26)	Adam Haluska
5.	.651 (41-63)	Reggie Evans

### OFFENSIVE REBOUNDS

1.	27	Reggie Evans
2.	15	Greg Brunner
3.	14	Duez Henderson
4.	13	Glen Worley
5.	11	Sean Sonderleiter

### DEFENSIVE REBOUNDS

1.	68	Reggie Evans
2.	34	Greg Brunner
3.	31	Adam Haluska
4.	27	Jeff Horner
5.	25	Duez Henderson

### REBOUNDS

1.	95	Reggie Evans
2.	49	Greg Brunner
3.	39	Duez Henderson
4.	37	Adam Haluska
5.	34	Erek Hansen

### FOULS

1.	27	Glen Worley
2.	25	Duez Henderson
3.	24	Erek Hansen
	24	Reggie Evans
5.	22	Greg Brunner
	22	Sean Sonderleiter

### ASSISTS

1.	48	Jeff Horner
2.	34	Dean Oliver
3.	26	Brody Boyd
4.	19	Bryce Cartwright
5.	18	Adam Haluska

### TURNOVERS

1.	24	Greg Brunner
2.	23	Glen Worley
	23	Reggie Evans
4.	22	Dean Oliver
5.	20	Jeff Horner

### BLOCKS

1.	15	Erek Hansen
2.	12	Greg Brunner
3.	7	Glen Worley
	7	Reggie Evans
	7	Melsahn Basabe
6.	6	Sean Sonderleiter

### STEALS

1.	15	Dean Oliver
2.	10	Jeff Horner
	10	Brody Boyd
4.	9	Mike Henderson
5.	8	Matt Gatens
6.	7	Reggie Evans

### MINUTES

(minimum four games played)

1.	37.3	Jeff Horner
2.	35.7	Luke Recker
3.	35.5	Reggie Evans
4.	35.0	Dean Oliver
5.	34.8	Matt Gatens
6.	34.7	Adam Haluska



# IOWA HAWKEYE BASKETBALL

## Team Records

### MOST POINTS SCORED

1.	94	Penn State	3/10/01
2.	87	Purdue	3/07/02
3.	81	Minnesota	3/09/00
4.	75	Michigan State	3/09/12
	75	Ohio State	3/09/01
6.	72	Northwestern	3/08/01
7.	71	Michigan State	3/11/05
	71	Purdue	3/10/05

### FEWEST POINTS SCORED

1.	45	Michigan	3/12/09
2.	47	Michigan	3/13/08
3.	53	Michigan State	3/11/06
4.	55	Purdue	3/09/07
5.	56	Wisconsin	3/12/05
	56	Michigan State	3/15/13
7.	58	Wisconsin	3/08/02
8.	60	Wisconsin	3/05/99
9.	61	Michigan State	3/10/11

### FEWEST POINTS ALLOWED

1.	48	Michigan State	3/11/06
2.	52	Purdue	3/10/05
3.	55	Michigan	3/13/08
	55	Northwestern	3/08/01
5.	56	Wisconsin	3/08/02
6.	57	Minnesota	3/10/06
7.	59	Wisconsin	3/12/05
	59	Michigan	3/11/10
	59	Northwestern	3/14/13
	59	Michigan State	3/15/13

### MOST POINTS ALLOWED

1.	92	Michigan State	3/09/12
2.	81	Ohio State	3/10/02
3.	79	Michigan	3/12/04
4.	78	Minnesota	3/09/00
5.	77	Michigan	3/06/98
6.	75	Michigan State	3/10/00
7.	74	Purdue	3/09/07
	74	Penn State	3/10/01

### LARGEST MARGIN OF VICTORY

1.	20	Penn State	3/10/01
2.	19	Purdue	3/10/05
3.	17	Northwestern	3/08/01
4.	15	Purdue	3/07/02
5.	14	Northwestern	3/14/13

### LARGEST MARGIN OF DEFEAT

1.	28	Michigan	3/12/09
2.	19	Purdue	3/09/07
3.	17	Michigan State	3/09/12
	17	Ohio State	3/10/02
5.	14	Wisconsin	3/05/99

### FIELD GOALS

1.	31	Purdue	3/17/02
2.	27	Penn State	3/10/01
3.	26	Michigan	3/12/04
	26	Purdue	3/10/05
	26	Ohio State	3/12/06

### FIELD GOAL ATTEMPTS

1.	62	Michigan	3/06/98
	62	Northwestern	3/14/13
3.	60	Michigan State	3/10/00
4.	58	Michigan	3/12/04
	58	Purdue	3/10/05

### FIELD GOAL PERCENTAGE

1.	.574	Penn State	3/10/01
	.574	Purdue	3/07/02
3.	.571	Northwestern	3/08/01
4.	.523	Minnesota	3/10/06
5.	.481	Ohio State	3/13/03

### 3-POINT FIELD GOALS

1.	10	Michigan State	3/09/12
2.	9	Minnesota	3/09/00
	9	Purdue	3/10/05
4.	8	Ohio State	3/10/02
	8	Minnesota	3/10/06
6.	7	Michigan State	3/10/00
	7	Indiana	3/09/02
	7	Ohio State	3/13/03
	7	Michigan	3/12/04
	7	Ohio State	3/12/06

### 3-POINT FG ATTEMPTS

1.	25	Ohio State	3/10/02
2.	23	Michigan	3/12/04
3.	22	Michigan	3/06/98
	22	Ohio State	3/13/03
5.	21	Michigan State	3/10/00

### 3-POINT FG PERCENTAGE

1.	.563	Minnesota	3/09/00
2.	.500	Ohio State	3/10/00
	.500	Minnesota	3/10/06
4.	.467	Indiana	3/09/02
5.	.450	Purdue	3/10/05

### FREE THROWS

1.	36	Penn State	3/10/01
2.	31	Ohio State	3/09/01
3.	26	Minnesota	3/09/00
4.	21	Northwestern	3/08/01
	21	Michigan State	3/11/06

### FREE THROW ATTEMPTS

1.	48	Penn State	3/10/01
2.	45	Ohio State	3/09/01
3.	34	Minnesota	3/09/00
4.	32	Northwestern	3/14/13
5.	31	Purdue	3/07/02
	31	Michigan State	3/11/05

### FREE THROW PERCENTAGE

1.	.917	Michigan State	3/15/13
2.	.824	Michigan	3/06/98
3.	.800	Ohio State	3/10/02
	.800	Wisconsin	3/12/05
5.	.786	Michigan	3/12/09

### OFFENSIVE REBOUNDS

1.	19	Northwestern	3/14/13
2.	17	Indiana	3/09/02
3.	16	Illinois	3/08/12
4.	15	Penn State	3/10/01
	15	Purdue	3/07/02
	15	Ohio State	3/09/01

### DEFENSIVE REBOUNDS

1.	33	Penn State	3/10/01
2.	31	Northwestern	3/08/01
	31	Ohio State	3/12/06
4.	29	Northwestern	3/14/13
5.	28	Michigan State	3/11/05
6.	26	Purdue	3/07/02
	26	Michigan State	3/11/06
	26	Purdue	3/10/05

### REBOUNDS

1.	48	Penn State	3/10/01
	48	Northwestern	3/14/13
3.	41	Northwestern	3/08/01
	41	Purdue	3/07/02
	41	Ohio State	3/12/06
6.	40	Ohio State	3/09/01

### FOULS

1.	26	Ohio State	3/09/01
2.	25	Penn State	3/10/01
	25	Michigan	3/12/04
	25	Michigan State	3/11/05
5.	24	Purdue	3/07/02

### ASSISTS

1.	21	Purdue	3/10/05
2.	20	Minnesota	3/09/00
3.	18	Ohio State	3/12/06
5.	17	Ohio State	3/13/03
	17	Purdue	3/07/02

### TURNOVERS

1.	20	Wisconsin	3/05/99
	20	Northwestern	3/08/01
3.	19	Ohio State	3/10/02
	19	Michigan State	3/11/05
5.	18	Wisconsin	3/08/02
	18	Minnesota	3/10/06

### BLOCKS

1.	9	Purdue	3/09/07
2.	8	Northwestern	3/14/13
3.	7	Michigan State	3/09/12
	7	Ohio State	3/09/01
	7	Michigan	3/12/04
	7	Michigan State	3/14/13

### STEALS

1.	13	Wisconsin	3/08/02
2.	11	Wisconsin	3/05/99
3.	10	Michigan State	3/15/13
4.	9	Minnesota	3/10/06
5.	8	Michigan	3/06/98
	8	Indiana	3/09/02
	8	Michigan State	3/10/11



# IOWA HAWKEYE BASKETBALL

## Miscellaneous Tournament Records

### All-Time Coaches Record

Coch, School	W	L	Pct.
<b>Thad Matta, Ohio State</b>	<b>19</b>	<b>5</b>	<b>.792</b>
Bill Self, Illinois	5	2	.714
Steve Alford, Iowa	13	6	.684
Lon Kruger, Illinois	6	3	.667
Bruce Weber, Illinois	12	8	.600
<b>Tom Izzo, Michigan State</b>	<b>19</b>	<b>13</b>	<b>.594</b>
Tubby Smith, Minnesota	7	6	.538
Dick Bennett, Wisconsin	4	3	.571
<b>Bo Ryan, Wisconsin</b>	<b>13</b>	<b>10</b>	<b>.565</b>
Mike Davis, Indiana	7	6	.539
<b>John Beilein, Michigan</b>	<b>6</b>	<b>6</b>	<b>.500</b>
<b>Tim Miles, Nebraska</b>	<b>1</b>	<b>1</b>	<b>.500</b>
<b>John Groce, Illinois</b>	<b>1</b>	<b>1</b>	<b>.500</b>
<b>Matt Painter, Purdue</b>	<b>6</b>	<b>7</b>	<b>.462</b>
Jim O'Brien, Ohio State@	3	4	.429
Jerry Dunn, Penn State	4	6	.400
<b>Fran McCaffery, Iowa</b>	<b>2</b>	<b>3</b>	<b>.400</b>
Ed DeChillis, Penn State	5	8	.385
Dan Monson, Minnesota	4	7	.364
Tommy Amaker, Michigan	3	6	.333
<b>Tom Crean, Indiana</b>	<b>2</b>	<b>5</b>	<b>.286</b>
Bill Carmody, Northwestern	5	13	.278
Gene Keady, Purdue	3	8	.273
Bob Knight, Indiana	1	3	.250
Kevin O'Neil, Northwestern	1	3	.250
Todd Lickliter, Iowa	0	3	.000
Tom Davis, Iowa	0	2	.000
Brian Ellerbe, Michigan*	0	2	.000
Kelvin Sampson, Indiana	0	1	.000
Dan Dakich, Indiana	0	1	.000
Jim Molinari, Minnesota	0	1	.000
Brad Soderberg, Wisconsin	0	1	.000
Doc Sadler, Nebraska	0	1	.000
<b>Pat Chambers, Penn State</b>	<b>0</b>	<b>2</b>	<b>.000</b>

Current coaches listed in bold

### All-Time Record - - By Seed

Seed	2013	2012	2011	2010	2009	2008	2007	2006	2005	2004	2003	2002	2001	2000	1999	1998	TOTAL
#1	1-1	3-0	3-0	3-0	1-1	3-0	3-0	2-1	3-0	2-1	0-1	0-1	1-1	0-1	3-0	0-1	28-9
#2	3-0	1-1	0-1	1-1	1-1	0-1	2-1	3-0	0-1	3-0	3-0	3-0	0-1	3-0	1-1	1-1	25-10
#3	1-1	2-1	0-1	0-1	3-0	0-1	0-1	0-1	2-1	1-1	0-1	1-1	0-1	0-1	0-1	2-1	12-15
#4	2-1	1-1	1-1	0-1	0-1	1-1	0-1	0-1	0-1	0-1	0-1	1-1	2-1	2-1	1-1	0-0*	11-15
#5	1-1	1-1	0-1	1-1	2-1	0-1	1-1	1-1	1-1	1-1	1-1	0-1	0-1	0-1	0-1	0-1	10-16
#6	1-1	1-1	3-1	3-1	1-1	2-1	2-1	2-1	1-1	1-1	2-1	1-1	4-0	2-1	0-0#	1-1	27-14
#7	0-1	0-1	2-1	1-1	1-1	0-1	1-1	0-1	2-1	0-1	0-1	0-1	2-1	1-1	0-1	0-1	10-16
#8	1-1	1-1	1-1	1-1	1-1	0-1	1-1	1-1	1-1	1-1	3-1	0-1	1-1	0-1	1-1	0-0#	14-15
#9	0-1	0-1	0-1	0-1	0-1	1-1	0-1	0-1	0-1	0-1	0-1	3-1	0-1	2-1	0-1	0-1	6-16
#10	1-1	1-1	0-1	0-1	0-1	3-1	0-1	1-1	0-1	1-1	1-1	1-1	0-1	0-1	0-0*	1-1	10-15
#11	0-1	0-1	0-1	0-1	0-1	0-1	0-1	0-1	0-1	0-1	0-1	0-1	0-1	0-1	3-1	0-1	3-16
#12	0-1	0-1	---	---	---	---	---	---	---	---	---	---	---	---	---	---	0-2

### Big Ten Tournament Record - - By Team

Team	W	L	Pct.	1st	2nd
Ohio State@	22	9	.710	4	4
Illinois	24	14	.632	2	4
Michigan State	19	13	.594	3	0
Wisconsin	17	14	.548	2	3
Iowa	15	14	.517	2	1
Minnesota#	11	14	.440	0	1
Michigan*	9	14	.391	0	0
Indiana	10	16	.385	0	1
Purdue	9	15	.375	1	1
Penn State	9	16	.360	0	1
Northwestern	6	16	.273	0	0
Nebraska	1	2	.333	0	0

@ - - due to NCAA sanctions, Ohio State has vacated the records of 34 games in 1998-99, 16 games in 1999-00 and the entire 2000-01 and 2001-02 seasons.

# - - 1998 and 1999 Minnesota appearances voided; record adjusted by NCAA Committee on Infractions.

\* - - Due to NCAA sanctions, Michigan has vacated the records from the 1992 Final Four, the 1992-93, 1995-96, 1996-97, 1997-98 and 1998-99 seasons.





# IOWA HAWKEYE BASKETBALL

## All-Time Tournament Results

### 1998 Big Ten Tournament

(Chicago, IL)

#### First Round (3/5)

#8 Minnesota def. #9 Northwestern, 64-56#

#10 Wisconsin def. #7 Penn State, 52-51

#6 Indiana def. #11 Ohio State, 78-71

#### Quarterfinals (3/6)

#4 Michigan def. #5 Iowa, 77-66\*

#8 Minnesota def. #1 Michigan State, 76-73#

#2 Illinois def. #10 Wisconsin, 66-61

#3 Purdue def. #6 Indiana, 76-71

#### Semifinals (3/7)

#4 Michigan def. #8 Minnesota, 85-69#\*

#3 Purdue def. #2 Illinois, 68-47

#### Final (3/8)

#4 Michigan def. #3 Purdue, 76-67\*

### 1999 Big Ten Tournament

(Chicago, IL)

#### First Round (3/4)

#8 Northwestern def. #9 Penn State, 54-44

#10 Michigan def. #7 Purdue, 79-73 (OT)\*

#11 Illinois def. #6 Minnesota, 67-64#

#### Quarterfinals (3/5)

#4 Wisconsin def. #5 Iowa, 74-60

#1 Michigan State def. #8 Northwestern, 61-59

#2 Ohio State def. #10 Michigan, 87-69\* @

#11 Illinois def. #3 Indiana, 82-66

#### Semifinals (3/6)

#1 Michigan State def. #4 Wisconsin, 56-41

#11 Illinois def. #2 Ohio State, 79-77 @

#### Final (3/7)

#1 Michigan State def. #11 Illinois, 67-50

### 2000 Big Ten Tournament

(Chicago, IL)

#### First Round (3/9)

#9 Penn State def. #8 Michigan, 76-66

#7 Iowa def. #10 Minnesota, 81-78

#6 Wisconsin def. #11 Northwestern, 51-41

#### Quarterfinals (3/10)

#4 Illinois def. #5 Indiana, 72-69

#9 Penn State def. #1 Ohio State, 71-66

#2 Michigan State def. #7 Iowa, 75-65

#6 Wisconsin def. #3 Purdue, 78-66

#### Semifinals (3/11)

#4 Illinois def. #9 Penn State, 94-84

#2 Michigan State def. #6 Wisconsin, 55-46

#### Final (3/12)

#2 Michigan State def. #4 Illinois, 76-61

### 2001 Big Ten Tournament

(Chicago, IL)

#### First Round (3/8)

#8 Purdue def. #9 Minnesota, 91-77

#7 Penn St. def. #10 Michigan, 82-80

#6 Iowa def. #11 Northwestern, 72-55

#### Quarterfinals (3/9)

#4 Indiana def. #5 Wisconsin, 64-52

#1 Illinois def. #8 Purdue, 83-66

#7 Penn State def. #2 Michigan State, 65-63

#6 Iowa def. #3 Ohio State, 75-66 @

#### Semifinals (3/10)

#4 Indiana def. #1 Illinois, 58-56

#6 Iowa def. #7 Penn State, 94-74

#### Final (3/11)

#6 Iowa def. #4 Indiana, 63-61

### 2002 Big Ten Tournament

(Indianapolis, IN)

#### First Round (3/7)

#9 Iowa def. #8 Purdue, 87-72

#10 Michigan def. #7 Northwestern, 72-51

#6 Minnesota def. #11 Penn State, 84-60

#### Quarterfinals (3/8)

#4 Indiana def. #5 Michigan State, 67-56

#9 Iowa def. #1 Wisconsin, 58-56

#2 Ohio State def. #10 Michigan, 75-68 @

#3 Illinois def. #6 Minnesota, 92-76

#### Semifinals (3/9)

#9 Iowa def. #4 Indiana, 62-60

#2 Ohio State def. #3 Illinois, 94-88 @

#### Final (3/10)

#2 Ohio State def. #9 Iowa, 81-64 @

### 2003 Big Ten Tournament

(Chicago, IL)

#### First Round (3/13)

#8 Ohio State def. #9 Iowa, 66-64

#10 Northwestern def. #7 Minnesota, 76-64

#6 Indiana def. #11 Penn State, 77-49

#### Quarterfinals (3/14)

#8 Ohio State def. #1 Wisconsin, 58-50

#5 Michigan State def. #4 Purdue, 54-42

#2 Illinois def. #10 Northwestern, 94-65

#6 Indiana def. #3 Michigan, 63-56

#### Semifinals (3/15)

#8 Ohio State def. #5 Michigan State, 55-54

#2 Illinois def. #6 Indiana, 73-72

#### Final (3/16)

#2 Illinois def. #8 Ohio State, 72-59



# IOWA HAWKEYE BASKETBALL

## All-Time Tournament Results

### 2004 Big Ten Tournament

(Indianapolis, IN)

#### First Round (3/11)

#8 Indiana def. #9 Ohio State, 83-69  
#10 Minnesota def. #7 Purdue, 63-52  
#6 Northwestern def. #11 Penn State, 57-52

#### Quarterfinals (3/12)

#1 Illinois def. #8 Indiana, 71-59  
#5 Michigan def. #4 Iowa, 79-70  
#2 Wisconsin def. #10 Minnesota, 66-52  
#3 Michigan St. def. #6 Northwestern, 68-55

#### Semifinals (3/13)

#1 Illinois def. #5 Michigan, 74-60  
#2 Wisconsin def. #3 Michigan State, 68-66

#### Final (3/14)

#2 Wisconsin def. #1 Illinois, 70-53

### 2005 Big Ten Tournament

(Chicago, IL)

#### First Round (3/10)

#8 Northwestern def. #9 Michigan, 58-56  
#7 Iowa def. #10 Purdue, 71-52  
#6 Ohio State def. #11 Penn State, 72-69

#### Quarterfinals (3/11)

#1 Illinois def. #8 Northwestern, 68-51  
#5 Minnesota def. #4 Indiana, 71-55  
#7 Iowa def. #2 Michigan State, 71-69  
#3 Wisconsin def. #6 Ohio State, 60-49

#### Semifinals (3/12)

#1 Illinois def. #5 Minnesota, 64-56  
#3 Wisconsin def. #7 Iowa, 59-56

#### Finals (3/13)

#1 Illinois def. #3 Wisconsin, 54-43

### 2006 Big Ten Tournament

(Indianapolis, IN)

#### First Round (3/9)

#8 Penn State def. #9 Northwestern, 60-42  
#10 Minnesota def. #7 Michigan, 59-55  
#6 Michigan State def. #11 Purdue, 70-58

#### Quarterfinals (3/10)

#1 Ohio State def. #8 Penn State, 63-56  
#5 Indiana def. #4 Wisconsin, 61-56  
#2 Iowa def. #10 Minnesota, 67-57  
#6 Michigan State def. #3 Illinois, 61-56

#### Semifinals (3/11)

#2 Iowa def. #6 Michigan State, 53-48  
#1 Ohio State def. #5 Indiana, 52-51

#### Finals (3/12)

#2 Iowa def. #1 Ohio State, 67-60

### 2007 Big Ten Tournament

(Chicago, IL)

#### First Round (3/ 8)

#8 Michigan def. #9 Minnesota, 49-40  
#7 Michigan State def. #10 Northwestern, 62-57  
#6 Illinois def. #11 Penn State, 66-60

#### Quarterfinals (3/9)

#1 Ohio State def. #8 Michigan, 72-62  
#5 Purdue def. #4 Iowa, 74-55  
#2 Wisconsin def. #7 Michigan State, 70-57  
#6 Illinois def. #3 Indiana, 58-54 (OT)

#### Semifinals (3/10)

#1 Ohio State def. #5 Purdue, 63-52  
#2 Wisconsin def. #6 Illinois, 53-41

#### Finals (3/11)

#1 Ohio State def. #2 Wisconsin, 66-49

### 2008 Big Ten Tournament

(Indianapolis, IN)

#### First Round (3/13)

#9 Michigan def. #8 Iowa, 55-47  
#10 Illinois def. #7 Penn State, 64-63  
#6 Minnesota def. #11 Northwestern, 55-52

#### Quarterfinals (3/14)

#1 Wisconsin def. #9 Michigan, 51-34  
#4 Michigan State def. #5 Ohio State, 67-60  
#10 Illinois def. #2 Purdue, 74-67 (OT)  
#6 Minnesota def. #3 Indiana, 59-58

#### Semifinals (3/15)

#1 Wisconsin def. #4 Michigan State, 65-63  
#10 Illinois def. #6 Minnesota, 54-40

#### Finals (3/16)

#1 Wisconsin def. #10 Illinois, 61-48

### 2009 Big Ten Tournament

(Indianapolis, IN)

#### First Round (3/12)

#8 Minnesota def. #9 Northwestern, 66-53  
#7 Michigan def. #10 Iowa, 73-45  
#6 Penn State def. #11 Indiana, 66-51

#### Quarterfinals (3/13)

#1 Michigan State def. #8 Minnesota, 64-56  
#5 Ohio State def. #4 Wisconsin, 61-57  
#2 Illinois def. #7 Michigan, 60-50  
#3 Purdue def. #6 Penn State, 79-65

#### Semifinals (3/14)

#5 Ohio State def. #1 Michigan State, 82-70  
#3 Purdue def. #2 Illinois, 66-56

#### Finals (3/15)

#3 Purdue def. #5 Ohio State, 65-61



# IOWA HAWKEYE BASKETBALL

## All-Time Tournament Results

### 2010 Big Ten Tournament

(Indianapolis, IN)

#### First Round (3/11)

#8 Michigan def. #9 Iowa, 59-52

#7 Northwestern def. #10 Indiana, 73-58

#6 Minnesota def. #11 Penn State, 76-55

#### Quarterfinals (3/12)

#1 Ohio State def. #8 Michigan, 69-68

#5 Illinois def. #4 Wisconsin, 58-54

#2 Purdue def. #7 Northwestern, 69-61

#6 Minnesota def. #3 Michigan State, 72-67 (OT)

#### Semifinals (3/13)

#1 Ohio State def. #5 Illinois, 88-81 (2OT)

#6 Minnesota def. #2 Purdue, 69-42

#### Finals (3/14)

#1 Ohio State def. #6 Minnesota, 90-61

### 2011 Big Ten Tournament

(Indianapolis, IN)

#### First Round (3/10)

#8 Northwestern def. #9 Minnesota, 75-65

#7 Michigan State def. #10 Iowa, 66-61

#6 Penn State def. #11 Indiana, 61-55

#### Quarterfinals (3/11)

#1 Ohio State def. #8 Northwestern, 67-61 (OT)

#4 Michigan def. #5 Illinois, 60-55

#7 Michigan State def. #2 Purdue, 74-56

#6 Penn State def. #3 Wisconsin, 36-33

#### Semifinals (3/12)

#1 Ohio State def. #4 Michigan, 68-61

#6 Penn State def. #7 Michigan State, 61-48

#### Finals (3/13)

#1 Ohio State def. #6 Penn State, 71-60

### 2012 Big Ten Tournament

(Indianapolis, IN)

#### First Round (3/8)

#8 Iowa def. #9 Illinois, 64-61

#5 Indiana def. #12 Penn State, 75-58

#10 Minnesota def. #7 Northwestern, 75-68 (OT)

#6 Purdue def. #11 Nebraska, 79-61

#### Quarterfinals (3/9)

#1 Michigan State def. #8 Iowa, 92-75

#4 Wisconsin def. #5 Indiana, 79-71

#2 Michigan def. #10 Minnesota, 73-69 (OT)

#3 Ohio State def. #6 Purdue, 88-71

#### Semifinals (3/10)

#1 Michigan State def. #4 Wisconsin, 65-52

#3 Ohio State def. #2 Michigan, 77-55

#### Finals (3/11)

#1 Michigan State def. #3 Ohio State, 68-64

### 2013 Big Ten Tournament

(Chicago, IL)

#### First Round (3/14)

#8 Illinois def. #9 Minnesota, 51-49

#5 Michigan def. #12 Penn State, 83-66

#10 Nebraska def. #7 Purdue, 57-55

#6 Iowa def. #11 Northwestern, 73-59

#### Quarterfinals (3/15)

#1 Indiana def. #8 Illinois, 80-64

#4 Wisconsin def. #5 Michigan, 68-59

#2 Ohio State def. #10 Nebraska, 71-50

#3 Michigan State def. #6 Iowa, 59-56

#### Semifinals (3/16)

#4 Wisconsin def. #1 Indiana, 68-56

#2 Ohio State def. #3 Michigan State, 61-58

#### Finals (3/17)

#2 Ohio State def. #4 Wisconsin, 50-43

# - - 1998, '99 Minnesota appearances voided; record adjusted by NCAA Committee on Infractions

\* - - Due to NCAA sanctions, Michigan has vacated the records from the 1992 Final Four, the 1992-93, '95-96, '96-97, '97-98 and '98-99 seasons

@ - - Due to NCAA sanctions, Ohio State has vacated the records of 34 games in 1998-99, 16 games in '99-00 and the entire '00-01 and '01-02 seasons



# IOWA HAWKEYE BASKETBALL

## All-Time Hawkeyes in the Big Ten Tournament

### Angle, J.R.

Opponent	Date	Site	G/S	FG	Pct	3-PT	Pct	FT	Pct	OF	DE	RB	AVG	PF	PTS	AVG	A	TO	BK	S	MN/AVG
Purdue	3/10/05	CHI	1/0	0-0	.000	0-0	.000	0-0	.000	0	0	0	0.0	0	0	0.0	0	1	0	0	2/2.0
Purdue	3/9/07	CHI	1/0	1-1	1.000	0-0	.000	0-0	.000	0	0	0	0.0	0	2	2.0	0	0	0	0	3/3.0
Michigan	3/12/09	IND	1/0	0-1	.000	0-1	.000	0-0	.000	0	0	0	0.0	0	0	0.0	1	0	0	0	3/3.0
<b>Totals</b>			<b>3/0</b>	<b>1-2</b>	<b>.500</b>	<b>0-1</b>	<b>.000</b>	<b>0-0</b>	<b>.000</b>	<b>0</b>	<b>0</b>	<b>0</b>	<b>0.0</b>	<b>0</b>	<b>2</b>	<b>0.7</b>	<b>1</b>	<b>1</b>	<b>0</b>	<b>0</b>	<b>8/2.7</b>

### Archie, Devon

Opponent	Date	Site	G/S	FG	Pct	3-PT	Pct	FT	Pct	OF	DE	RB	AVG	PF	PTS	AVG	A	TO	BK	S	MN/AVG
Michigan State	3/10/11	IND	1/0	0-4	.000	0-0	.000	0-0	.000	3	0	3	3.0	0	0	0.0	0	0	0	1	9/9.0

### Basabe, Melsahn

Opponent	Date	Site	G/S	FG	Pct	3-PT	Pct	FT	Pct	OF	DE	RB	AVG	PF	PTS	AVG	A	TO	BK	S	MN/AVG
Michigan State	3/10/11	IND	1/1	3-5	.600	0-0	.000	0-0	.000	0	2	2	2.0	3	6	6.0	0	3	0	0	14/14.0
Illinois	3/8/12	IND	1/0	3-4	.750	0-0	.000	1-2	.500	2	2	4	4.0	2	7	7.0	0	1	1	0	18/18.0
Michigan State	3/9/12	IND	1/0	2-6	.333	0-0	.000	4-4	1.000	1	2	3	3.0	4	8	8.0	0	0	2	0	21/21.0
Northwestern	3/14/13	CHI	1/1	3-9	.333	0-0	.000	4-8	.500	5	7	12	12.0	2	10	10.0	0	0	5	0	21/21.0
Michigan State	3/15/13	CHI	1/1	4-9	.444	0-1	.000	0-2	.000	2	6	8	8.0	1	8	8.0	0	0	2	0	30/30.0
<b>Totals</b>			<b>5/3</b>	<b>15-33</b>	<b>.455</b>	<b>0-1</b>	<b>.000</b>	<b>9-16</b>	<b>.563</b>	<b>10</b>	<b>19</b>	<b>29</b>	<b>5.8</b>	<b>9</b>	<b>21</b>	<b>7.8</b>	<b>0</b>	<b>4</b>	<b>3</b>	<b>0</b>	<b>104/20.8</b>

### Bauer, Jason

Opponent	Date	Site	G/S	FG	Pct	3-PT	Pct	FT	Pct	OF	DE	RB	AVG	PF	PTS	AVG	A	TO	BK	S	MN/AVG
Michigan	3/6/98	CHI	1/0	0-0	.000	0-0	.000	0-0	.000	0	0	0	0.0	0	0	0	0	0	0	0	1/1.0
Wisconsin	3/5/99	CHI	1/0	1-1	1.000	0-0	.000	0-0	.000	1	0	1	1.0	0	2	2.0	3	1	0	1	18/18.0
<b>Totals</b>			<b>2/0</b>	<b>1-1</b>	<b>1.000</b>	<b>0-0</b>	<b>.000</b>	<b>0-0</b>	<b>.000</b>	<b>1</b>	<b>0</b>	<b>1</b>	<b>0.5</b>	<b>0</b>	<b>2</b>	<b>0.5</b>	<b>3</b>	<b>1</b>	<b>0</b>	<b>1</b>	<b>19/9.5</b>

### Bawinkel, Devan

Opponent	Date	Site	G/S	FG	Pct	3-PT	Pct	FT	Pct	OF	DE	RB	AVG	PF	PTS	AVG	A	TO	BK	S	MN/AVG
Michigan	3/12/09	IND	1/1	2-3	.667	2-3	.667	0-0	.000	0	2	2	2.0	0	6	6.0	2	2	0	1	37/37.0
Michigan	3/11/10	IND	1/0	0-1	.000	0-1	.000	0-0	.000	0	1	1	1.0	0	0	0.0	0	1	0	0	9/9.0
<b>Totals</b>			<b>2/1</b>	<b>2-4</b>	<b>.500</b>	<b>2-4</b>	<b>.500</b>	<b>0-0</b>	<b>.000</b>	<b>0</b>	<b>3</b>	<b>3</b>	<b>1.5</b>	<b>0</b>	<b>6</b>	<b>3.0</b>	<b>2</b>	<b>3</b>	<b>0</b>	<b>1</b>	<b>46/23.0</b>

### Beutjer, Jon

Opponent	Date	Site	G/S	FG	Pct	3-PT	Pct	FT	Pct	OF	DE	RB	AVG	PF	PTS	AVG	A	TO	BK	S	MN/AVG
Penn State	3/10/01	CHI	1/0	0-2	.000	0-0	.000	0-0	.000	1	0	1	1.0	1	0	0.0	0	0	0	0	2/2.0

### Bohall, Dan

Opponent	Date	Site	G/S	FG	Pct	3-PT	Pct	FT	Pct	OF	DE	RB	AVG	PF	PTS	AVG	A	TO	BK	S	MN/AVG
Purdue	3/9/07	CHI	1/0	0-0	.000	0-0	.000	0-0	.000	0	0	0	0.0	0	0	0.0	0	0	0	0	1/1.0
Michigan	3/13/09	IND	1/0	0-0	.000	0-0	.000	0-0	.000	0	0	0	0.0	1	0	0.0	0	0	0	0	2/2.0
<b>Totals</b>			<b>2/0</b>	<b>0-0</b>	<b>.000</b>	<b>0-0</b>	<b>.000</b>	<b>0-0</b>	<b>.000</b>	<b>0</b>	<b>0</b>	<b>0</b>	<b>0.0</b>	<b>1</b>	<b>0</b>	<b>0.0</b>	<b>0</b>	<b>0</b>	<b>0</b>	<b>0</b>	<b>3/1.5</b>

### Bowen, Ryan

Opponent	Date	Site	G/S	FG	Pct	3-PT	Pct	FT	Pct	OF	DE	RB	AVG	PF	PTS	AVG	A	TO	BK	S	MN/AVG
Michigan	3/6/98	CHI	1/1	6-10	.600	1-1	1.000	6-8	.750	5	3	8	8.0	1	19	19.0	1	2	0	1	28/28.0

### Boyd, Brody

Opponent	Date	Site	G/S	FG	Pct	3-PT	Pct	FT	Pct	OF	DE	RB	AVG	PF	PTS	AVG	A	TO	BK	S	MN/AVG
Northwestern	3/8/01	CHI	1/1	2-4	.500	1-3	.333	1-2	.500	0	4	4	4.0	3	6	6.0	7	5	0	2	35/35.0
Ohio State	3/9/01	CHI	1/1	2-6	.333	1-3	.333	4-4	1.000	0	1	1	1.0	4	9	9.0	3	4	0	1	31/31.0
Penn State	3/10/01	CHI	1/1	2-8	.250	2-5	.400	4-4	1.000	1	2	3	3.0	0	10	10.0	3	0	0	1	32/32.0
Indiana	3/11/01	CHI	1/1	8-12	.666	4-8	.500	2-2	1.000	0	4	4	4.0	1	22	22.0	3	1	0	1	33/33.0
Purdue	3/7/02	IND	1/0	2-5	.400	2-4	.500	0-0	.000	0	0	0	0.0	0	6	6.0	0	0	0	1	15/15.0
Wisconsin	3/8/02	IND	1/0	1-6	.166	1-4	.250	1-2	.500	0	4	4	4.0	0	4	4.0	3	0	0	2	21/21.0
Indiana	3/9/02	IND	1/0	3-6	.500	3-5	.600	1-2	.500	1	0	1	1.0	0	10	10.0	0	0	0	0	26/26.0
Ohio State	3/10/02	IND	1/0	3-6	.500	3-6	.500	0-0	.000	0	2	2	2.0	3	9	9.0	2	2	0	0	23/23.0
Ohio State	3/13/03	CHI	1/0	5-11	.454	5-11	.454	0-0	.000	2	2	4	4.0	3	15	15.0	3	2	0	1	28/28.0
Michigan	3/12/04	IND	1/0	5-11	.454	3-9	.333	0-0	.000	0	2	2	2.0	3	13	13.0	2	2	0	1	35/35.0
<b>Totals</b>			<b>10/5</b>	<b>33-75</b>	<b>.440</b>	<b>25-58</b>	<b>.431</b>	<b>13-16</b>	<b>.812</b>	<b>4</b>	<b>21</b>	<b>25</b>	<b>2.5</b>	<b>17</b>	<b>104</b>	<b>10.4</b>	<b>26</b>	<b>16</b>	<b>0</b>	<b>10</b>	<b>279/27.9</b>





# IOWA HAWKEYE BASKETBALL

## All-Time Hawkeyes in the Big Ten Tournament

### Brommer, Andrew

Opponent	Date	Site	G/S	FG	Pct	3-PT	Pct	FT	Pct	OF	DE	RB	AVG	PF	PTS	AVG	A	TO	BK	S	MN/AVG
Michigan	3/11/10	IND	1/0	0-3	.000	0-0	.000	0-0	.000	0	2	2	2.0	2	0	0.0	0	0	1	0	12/12.0
Michigan State	3/10/11	IND	1/0	1-3	.333	0-0	.000	0-0	.000	1	2	3	3.0	1	2	2.0	0	1	0	0	10/10.0
Illinois	3/8/12	IND	1/0	0-1	.000	0-0	.000	1-2	.500	1	0	1	1.0	0	1	1.0	1	0	0	0	9/9.0
Michigan State	3/9/12	IND	1/0	0-0	.000	0-0	.000	0-0	.000	0	0	0	0.0	3	0	0.0	0	1	1	1	6/6.0
<b>Totals</b>			<b>4/0</b>	<b>1-7</b>	<b>.143</b>	<b>0-0</b>	<b>.000</b>	<b>1-2</b>	<b>.500</b>	<b>2</b>	<b>4</b>	<b>6</b>	<b>1.5</b>	<b>6</b>	<b>3</b>	<b>0.8</b>	<b>1</b>	<b>2</b>	<b>2</b>	<b>1</b>	<b>37/9.3</b>

### Brownlee, Jack

Opponent	Date	Site	G/S	FG	Pct	3-PT	Pct	FT	Pct	OF	DE	RB	AVG	PF	PTS	AVG	A	TO	BK	S	MN/AVG
Michigan	3/12/04	IND	1/0	0-0	.000	0-0	.000	0-0	.000	0	0	0	0.0	1	0	0.0	0	0	0	0	5/5.0
Purdue	3/10/05	CHI	1/0	1-2	.500	0-1	.000	0-1	.000	0	0	0	0.0	1	2	2.0	3	0	0	1	9/9.0
Michigan State	3/11/05	CHI	1/0	0-0	.000	0-0	.000	1-2	.500	0	1	1	1.0	1	1	1.0	0	0	0	0	2/2.0
Wisconsin	3/12/05	CHI	1/0	0-0	.000	0-0	.000	0-0	.000	1	0	1	1.0	1	0	0.0	1	1	0	0	5/5.0
<b>Totals</b>			<b>4/0</b>	<b>1-2</b>	<b>.500</b>	<b>0-1</b>	<b>.000</b>	<b>1-3</b>	<b>.333</b>	<b>1</b>	<b>1</b>	<b>2</b>	<b>0.5</b>	<b>1</b>	<b>3</b>	<b>0.7</b>	<b>4</b>	<b>1</b>	<b>0</b>	<b>1</b>	<b>21/5.2</b>

### Brunner, Greg

Opponent	Date	Site	G/S	FG	Pct	3-PT	Pct	FT	Pct	OF	DE	RB	AVG	PF	PTS	AVG	A	TO	BK	S	MN/AVG
Ohio State	3/13/03	CHI	1/1	4-5	.800	0-1	.000	2-3	.666	1	1	2	2.0	2	10	10.0	1	2	1	0	25/25.0
Michigan	3/12/04	IND	1/1	4-8	.500	1-3	.333	1-7	.143	2	9	11	11.0	4	10	10.0	2	2	4	2	38/38.0
Purdue	3/10/05	CHI	1/1	3-8	.375	1-2	.500	2-3	.666	5	4	9	9.0	2	9	9.0	2	3	0	0	26/26.0
Michigan St.	3/11/05	CHI	1/1	6-11	.545	0-0	.000	5-9	.555	1	6	7	7.0	4	17	17.0	1	4	2	1	34/34.0
Wisconsin	3/12/05	CHI	1/1	7-12	.583	0-1	.000	4-5	.800	2	5	7	7.0	1	18	18.0	1	3	2	0	36/36.0
Minnesota	3/10/06	IND	1/0	5-9	.555	0-1	.000	6-9	.666	0	0	0	0.0	3	16	16.0	0	3	2	2	34/34.0
Michigan St.	3/11/06	IND	1/0	4-10	.400	0-1	.000	4-5	.500	1	4	5	5.0	2	12	12.0	2	2	1	0	33/33.0
Ohio State	3/12/06	IND	1/0	3-1	.300	0-1	.000	4-7	.571	3	5	8	8.0	4	10	10.0	3	4	0	0	34/34.0
<b>Totals</b>			<b>8/5</b>	<b>36-73</b>	<b>.493</b>	<b>2-10</b>	<b>.200</b>	<b>28-48</b>	<b>.583</b>	<b>15</b>	<b>34</b>	<b>49</b>	<b>6.1</b>	<b>22</b>	<b>102</b>	<b>12.7</b>	<b>12</b>	<b>24</b>	<b>12</b>	<b>5</b>	<b>260/32.5</b>

### Cartwright, Bryce

Opponent	Date	Site	G/S	FG	Pct	3-PT	Pct	FT	Pct	OF	DE	RB	AVG	PF	PTS	AVG	A	TO	BK	S	MN/AVG
Michigan State	3/10/11	IND	1/1	5-15	.333	1-2	.500	3-3	1.000	3	4	7	7.0	1	14	14.0	6	3	0	0	33/33.0
Illinois	3/8/12	IND	1/1	2-7	.286	0-1	.000	1-2	.500	1	2	3	3.0	1	5	5.0	7	2	1	1	33/33.0
Michigan State	3/9/12	IND	1/1	0-5	.000	0-0	.000	0-0	.000	0	0	0	0.0	2	0	0.0	6	2	0	2	20/20.0
<b>Totals</b>			<b>3/3</b>	<b>7-27</b>	<b>.259</b>	<b>1-3</b>	<b>.333</b>	<b>4-5</b>	<b>.800</b>	<b>4</b>	<b>6</b>	<b>10</b>	<b>13.3</b>	<b>4</b>	<b>19</b>	<b>6.3</b>	<b>19</b>	<b>7</b>	<b>1</b>	<b>3</b>	<b>86/28.7</b>

### Clemmons, Anthony

Opponent	Date	Site	G/S	FG	Pct	3-PT	Pct	FT	Pct	OF	DE	RB	AVG	PF	PTS	AVG	A	TO	BK	S	MN/AVG
Northwestern	3/14/13	CHI	1/0	1-5	.200	0-1	.000	0-0	.000	2	0	2	2.0	1	2	2.0	1	2	0	0	12/12.0
Michigan State	3/15/13	CHI	1/0	3-5	.600	0-1	.000	0-0	.000	1	0	1	1.0	1	6	6.0	2	5	0	3	20/20.0
<b>Totals</b>			<b>2/0</b>	<b>4-10</b>	<b>.400</b>	<b>0-1</b>	<b>.000</b>	<b>0-0</b>	<b>.000</b>	<b>3</b>	<b>0</b>	<b>3</b>	<b>1.5</b>	<b>2</b>	<b>8</b>	<b>4.0</b>	<b>19</b>	<b>7</b>	<b>1</b>	<b>3</b>	<b>32/16.0</b>

### Cole, Jaryd

Opponent	Date	Site	G/S	FG	Pct	3-PT	Pct	FT	Pct	OF	DE	RB	AVG	PF	PTS	AVG	A	TO	BK	S	MN/AVG
Michigan	3/12/09	IND	1/1	2-5	.400	0-0	.000	4-4	1.000	1	2	3	3.0	3	8	8.0	0	2	0	0	24/24.0
Michigan	3/11/10	IND	1/1	2-5	.400	0-0	.000	0-1	.000	3	3	6	6.0	3	4	4.0	2	4	2	1	23/23.0
Michigan State	3/10/11	IND	1/1	2-6	.333	0-0	.000	4-7	.571	2	4	6	6.0	3	8	8.0	1	3	1	1	36/36.0
<b>Totals</b>			<b>3/3</b>	<b>6-16</b>	<b>.375</b>	<b>0-0</b>	<b>.000</b>	<b>8-12</b>	<b>.667</b>	<b>6</b>	<b>9</b>	<b>15</b>	<b>5.0</b>	<b>9</b>	<b>20</b>	<b>6.7</b>	<b>3</b>	<b>9</b>	<b>3</b>	<b>2</b>	<b>83/27.7</b>

### Cougill, Brennan

Opponent	Date	Site	G/S	FG	Pct	3-PT	Pct	FT	Pct	OF	DE	RB	AVG	PF	PTS	AVG	A	TO	BK	S	MN/AVG
Michigan	3/11/10	IND	1/0	1-1	.100	0-0	.000	0-0	.000	2	0	2	2.0	0	2	1	0	0	0	0	6/6.0

### Crawford, Josh

Opponent	Date	Site	G/S	FG	Pct	3-PT	Pct	FT	Pct	OF	DE	RB	AVG	PF	PTS	AVG	A	TO	BK	S	MN/AVG
Purdue	3/9/07	CHI	1/0	0-0	.000	0-0	.000	0-0	.000	0	0	0	0.0	0	0	0.0	0	0	0	0	1/1.0

### Davis, Jermain

Opponent	Date	Site	G/S	FG	Pct	3-PT	Pct	FT	Pct	OF	DE	RB	AVG	PF	PTS	AVG	A	TO	BK	S	MN/AVG
Michigan	3/12/09	IND	1/0	0-2	.000	0-1	.000	0-0	.000	0	2	2	2.0	0	0	0.0	1	0	1	0	17/17.0



# IOWA HAWKEYE BASKETBALL

## All-Time Hawkeyes in the Big Ten Tournament

### Davis, Ricky

Opponent	Date	Site	G/S	FG	Pct	3-PT	Pct	FT	Pct	OF	DE	RB	AVG	PF	PTS	AVG	A	TO	BK	S	MN/AVG
Michigan	3/6/98	CHI	1/1	5-13	.000	0-3	.000	3-4	.750	1	4	5	5.0	3	13	13.0	1	3	0	2	36/36.0

### Evans, Reggie

Opponent	Date	Site	G/S	FG	Pct	3-PT	Pct	FT	Pct	OF	DE	RB	AVG	PF	PTS	AVG	A	TO	BK	S	MN/AVG
Northwestern	3/8/01	CHI	1/1	8-12	.666	0-0	.000	4-6	.666	4	10	14	14.0	1	20	20.0	3	4	0	0	36/36.0
Ohio State	3/9/01	CHI	1/1	2-5	.400	0-0	.000	2-5	.400	2	6	8	8.0	3	6	6.0	3	4	3	0	31/31.0
Penn State	3/10/01	CHI	1/1	9-14	.643	0-0	.000	12-17	.706	6	12	18	18.0	2	30	30.0	1	1	1	0	34/34.0
Indiana	3/11/01	CHI	1/1	2-5	.400	0-0	.000	4-4	1.000	1	10	11	11.0	4	8	8.0	1	2	2	0	38/38.0
Purdue	3/7/02	IND	1/1	6-10	.600	0-0	.000	7-12	.583	8	10	18	18.0	3	19	19.0	1	2	0	3	37/37.0
Wisconsin	3/8/02	IND	1/1	2-6	.333	0-0	.000	0-1	.000	0	8	8	8.0	4	4	4.0	0	3	1	1	35/35.0
Indiana	3/9/02	IND	1/1	2-10	.200	0-0	.000	7-12	.583	4	6	10	10.0	3	11	11.0	1	4	0	2	39/39.0
Ohio State	3/10/02	IND	1/1	4-9	.444	0-0	.000	5-6	.833	2	6	8	8.0	4	13	13.0	1	3	0	1	34/34.0
<b>Totals</b>			<b>8/8</b>	<b>35-71</b>	<b>.493</b>	<b>0-0</b>	<b>.000</b>	<b>41-63</b>	<b>.651</b>	<b>27</b>	<b>68</b>	<b>95</b>	<b>11.8</b>	<b>24</b>	<b>111</b>	<b>13.8</b>	<b>11</b>	<b>23</b>	<b>7</b>	<b>7</b>	<b>284/35.5</b>

### Fermino, Joe

Opponent	Date	Site	G/S	FG	Pct	3-PT	Pct	FT	Pct	OF	DE	RB	AVG	PF	PTS	AVG	A	TO	BK	S	MN/AVG
Minnesota	3/9/00	CHI	1/0	1-1	1.000	0-0	.000	1-1	1.000	0	1	1	1.0	1	3	3.0	0	0	0	0	4/4.0
Michigan State	3/10/00	CHI	1/0	0-0	.000	0-0	.000	0-0	.000	0	0	0	0.0	0	0	0.0	0	0	0	0	3/3.0
<b>Totals</b>			<b>2/0</b>	<b>1-1</b>	<b>1.000</b>	<b>0-0</b>	<b>.000</b>	<b>1-1</b>	<b>1.000</b>	<b>0</b>	<b>1</b>	<b>1</b>	<b>0.5</b>	<b>1</b>	<b>3</b>	<b>1.5</b>	<b>0</b>	<b>0</b>	<b>0</b>	<b>0</b>	<b>7/3.5</b>

### Freeman, Tony

Opponent	Date	Site	G/S	FG	Pct	3-PT	Pct	FT	Pct	OF	DE	RB	AVG	PF	PTS	AVG	A	TO	BK	S	MN/AVG
Minnesota	3/10/06	IND	1/0	0-4	.000	0-2	.000	0-0	.000	0	0	0	0.0	0	0	0.0	1	1	0	0	7/7.0
Michigan St.	3/11/06	IND	1/0	0-0	.000	0-0	.000	0-0	.000	0	1	1	1.0	0	0	0.0	1	1	0	1	13/13.0
Ohio State	3/12/06	IND	1/0	2-2	1.000	1-1	1.000	0-0	.000	0	3	3	3.0	1	5	5.0	1	0	0	0	16/16.0
Purdue	3/6/07	CHI	1/1	3-9	.333	0-3	.000	5-7	.714	1	3	4	4.0	3	11	11.0	3	0	1	2	33/33.0
Michigan	3/13/08	IND	1/1	3-9	.333	0-5	.000	3-4	.750	0	2	2	2.0	2	9	9.0	0	2	1	0	32/32.0
<b>Totals</b>			<b>5/2</b>	<b>8-24</b>	<b>.333</b>	<b>1-11</b>	<b>.091</b>	<b>8-11</b>	<b>.727</b>	<b>1</b>	<b>9</b>	<b>10</b>	<b>2.0</b>	<b>6</b>	<b>25</b>	<b>5.0</b>	<b>6</b>	<b>4</b>	<b>2</b>	<b>3</b>	<b>101/20.2</b>

### Fuller, Aaron

Opponent	Date	Site	G/S	FG	Pct	3-PT	Pct	FT	Pct	OF	DE	RB	AVG	PF	PTS	AVG	A	TO	BK	S	MN/AVG
Michigan	3/12/09	IND	1/1	3-8	.375	1-5	.200	0-0	.000	5	1	6	6.0	1	7	7.0	0	2	0	0	25/25.0
Michigan	3/11/10	IND	1/1	5-10	.500	0-0	.000	0-0	.000	4	9	13	13.0	3	10	10.0	0	2	1	0	39/39.0
<b>Totals</b>			<b>2/2</b>	<b>8/18</b>	<b>.444</b>	<b>1-5</b>	<b>.200</b>	<b>0.0</b>	<b>.000</b>	<b>9</b>	<b>10</b>	<b>19</b>	<b>9.5</b>	<b>4</b>	<b>17</b>	<b>8.5</b>	<b>0</b>	<b>4</b>	<b>1</b>	<b>0</b>	<b>64/32.0</b>

### Galloway, Kyle

Opponent	Date	Site	G/S	FG	Pct	3-PT	Pct	FT	Pct	OF	DE	RB	AVG	PF	PTS	AVG	A	TO	BK	S	MN/AVG
Michigan	3/6/98	CHI	1/0	1-5	.200	1-5	.200	0-0	.000	0	1	1	1.0	1	3	3.0	1	1	0	0	13/13.0
Minnesota	3/9/00	CHI	1/0	7-9	.777	5-7	.714	11-11	1.000	2	1	3	3.0	2	30	30.0	4	0	0	1	27/27.0
Michigan St.	3/10/00	CHI	1/0	1-6	.166	1-4	.250	0-0	.000	0	2	2	2.0	3	3	3.0	3	1	0	0	27/27.0
Northwestern	3/8/01	CHI	1/0	0-0	.000	0-0	.000	0-0	.000	0	1	1	1.0	0	0	0.0	1	1	0	0	5/5.0
Ohio State	3/9/01	CHI	1/0	0-0	.000	0-0	.000	0-0	.000	0	0	0	0.0	1	0	0.0	0	0	0	0	3/3.0
Penn State	3/10/01	CHI	1/0	0-0	.000	0-0	.000	0-0	.000	0	0	0	0.0	0	0	0.0	0	0	0	0	3/3.0
<b>Totals</b>			<b>6/0</b>	<b>9-22</b>	<b>.409</b>	<b>7-16</b>	<b>.437</b>	<b>11-11</b>	<b>1.000</b>	<b>2</b>	<b>5</b>	<b>7</b>	<b>1.1</b>	<b>7</b>	<b>36</b>	<b>6.0</b>	<b>9</b>	<b>3</b>	<b>0</b>	<b>1</b>	<b>78/13.0</b>

### Gatens, Matt

Opponent	Date	Site	G/S	FG	Pct	3-PT	Pct	FT	Pct	OF	DE	RB	AVG	PF	PTS	AVG	A	TO	BK	S	MN/AVG
Michigan	3/12/09	IND	1/1	1-10	.100	0-3	.000	0-0	.000	1	1	2	2.0	2	2	2.0	1	4	0	3	31/31.0
Michigan	3/11/10	IND	1/1	3-10	.333	0-5	.000	1-1	1.000	0	4	4	4.0	4	7	7.0	4	3	0	2	34/34.0
Michigan State	3/10/11	IND	1/1	5-10	.500	1-3	.333	2-2	1.000	0	2	2	2.0	3	13	13.0	1	0	0	1	35/35.0
Illinois	3/8/12	IND	1/1	7-12	.583	2-5	.400	4-4	1.000	0	3	3	3.0	2	20	20.0	1	2	0	1	36/36.0
Michigan State	3/9/12	IND	1/1	1-6	.167	1-4	.250	7-7	1.000	1	0	1	1.0	2	10	10.0	4	1	0	1	38/38.0
<b>Totals</b>			<b>5/5</b>	<b>17-48</b>	<b>.354</b>	<b>4-20</b>	<b>.200</b>	<b>14-14</b>	<b>1.000</b>	<b>2</b>	<b>10</b>	<b>12</b>	<b>2.4</b>	<b>13</b>	<b>52</b>	<b>10.4</b>	<b>11</b>	<b>10</b>	<b>0</b>	<b>8</b>	<b>174/34.8</b>

### Gesell, Mike

Opponent	Date	Site	G/S	FG	Pct	3-PT	Pct	FT	Pct	OF	DE	RB	AVG	PF	PTS	AVG	A	TO	BK	S	MN/AVG
Northwestern	3/14/13	CHI	1/1	4-9	.000	2-4	.000	3-3	1.000	0	2	2	2.0	1	13	13.0	3	0	0	1	23/23.0
Michigan State	3/15/13	CHI	1/1	2-3	.000	0-1	.000	5-5	1.000	0	3	3	3.0	1	9	9.0	1	3	1	2	20/20.0
<b>Totals</b>			<b>2/2</b>	<b>6-12</b>	<b>.259</b>	<b>2-5</b>	<b>.400</b>	<b>8-8</b>	<b>1.000</b>	<b>0</b>	<b>5</b>	<b>5</b>	<b>2.5</b>	<b>2</b>	<b>22</b>	<b>11</b>	<b>4</b>	<b>3</b>	<b>1</b>	<b>3</b>	<b>43/21.5</b>



# IOWA HAWKEYE BASKETBALL

## All-Time Hawkeyes in the Big Ten Tournament

### Gomes, Marcelo

Opponent	Date	Site	G/S	FG	Pct	3-PT	Pct	FT	Pct	OF	DE	RB	AVG	PF	PTS	AVG	A	TO	BK	S	MN/AVG
Minnesota	3/9/00	CHI	1/0	0-0	.000	0-0	.000	0-0	.000	0	0	0	0.0	0	0	0.0	0	0	0	0	1/1.0

### Gorney, Seth

Opponent	Date	Site	G/S	FG	Pct	3-PT	Pct	FT	Pct	OF	DE	RB	AVG	PF	PTS	AVG	A	TO	BK	S	MN/AVG
Purdue	3/10/05	CHI	1/0	0-0	.000	0-0	.000	0-0	.000	0	0	0	0.0	2	0	0.0	0	0	0	0	3/3.0
Wisconsin	3/12/05	CHI	1/0	0-0	.000	0-0	.000	0-0	.000	0	0	0	0.0	0	0	0.0	0	0	0	0	1/1.0
Michigan St.	3/11/05	IND	1/0	0-0	.000	0-0	.000	0-0	.000	0	1	1	1.0	0	0	0.0	0	0	0	0	4/4.0
Purdue	3/9/07	CHI	1/0	1-3	.333	0-0	.000	0-0	.000	0	0	0	0.0	1	2	2.0	0	2	0	1	12/12.0
Michigan	3/13/08	IND	1/1	1-6	.166	0-0	.000	2-2	1.000	2	6	8	8.0	3	4	4.0	1	0	0	0	37/37.0
<b>Totals</b>			<b>5/1</b>	<b>2-9</b>	<b>.222</b>	<b>0-0</b>	<b>.000</b>	<b>2-2</b>	<b>1.000</b>	<b>2</b>	<b>7</b>	<b>9</b>	<b>1.8</b>	<b>6</b>	<b>6</b>	<b>1.2</b>	<b>1</b>	<b>2</b>	<b>0</b>	<b>1</b>	<b>57/11.4</b>

### Griffin, Rob

Opponent	Date	Site	G/S	FG	Pct	3-PT	Pct	FT	Pct	OF	DE	RB	AVG	PF	PTS	AVG	A	TO	BK	S	MN/AVG
Minnesota	3/9/00	CHI	1/1	5-14	.357	3-6	.500	1-4	.250	2	0	2	2.0	2	14	14.0	2	1	0	0	33/33.0
Michigan St.	3/10/00	CHI	1/1	4-13	.308	1-5	.200	3-4	.750	2	4	6	6.0	4	12	12.0	4	1	0	0	32/32.0
<b>Totals</b>			<b>2/2</b>	<b>9-27</b>	<b>.333</b>	<b>4-11</b>	<b>.363</b>	<b>4-8</b>	<b>.500</b>	<b>4</b>	<b>4</b>	<b>8</b>	<b>4.0</b>	<b>6</b>	<b>26</b>	<b>13.0</b>	<b>6</b>	<b>2</b>	<b>0</b>	<b>0</b>	<b>65/32.5</b>

### Haluska, Adam

Opponent	Date	Site	G/S	FG	Pct	3-PT	Pct	FT	Pct	OF	DE	RB	AVG	PF	PTS	AVG	A	TO	BK	S	MN/AVG
Purdue	3/10/05	CHI	1/1	6-12	.500	3-6	.500	2-3	.666	2	4	6	6.0	1	17	17.0	5	2	0	1	33/33.0
Michigan St.	3/11/05	CHI	1/1	3-8	.375	1-3	.333	3-3	1.000	2	3	5	5.0	5	10	10.0	3	2	0	1	37/37.0
Wisconsin	3/12/05	CHI	1/1	4-8	.500	2-6	.333	0-1	.000	0	3	3	3.0	2	10	10.0	3	2	1	0	36/36.0
Minnesota	3/10/06	IND	1/1	3-6	.500	1-3	.333	0-0	.000	0	4	4	4.0	2	7	7.0	1	6	1	1	36/36.0
Michigan St.	3/11/06	IND	1/1	1-8	.125	0-3	.000	7-8	.875	1	4	5	5.0	2	9	9.0	1	0	0	2	31/31.0
Ohio State	3/12/06	IND	1/1	5-12	.416	2-5	.400	3-4	.750	0	8	8	8.0	4	15	15.0	2	1	0	0	35/35.0
Purdue	3/9/07	CHI	1/1	4-16	.250	1-5	.200	5-7	.714	1	5	6	6.0	2	14	14.0	3	1	0	1	35/35.0
<b>Totals</b>			<b>7/7</b>	<b>26-70</b>	<b>.371</b>	<b>10-31</b>	<b>.322</b>	<b>20-26</b>	<b>.769</b>	<b>6</b>	<b>31</b>	<b>37</b>	<b>5.3</b>	<b>19</b>	<b>82</b>	<b>11.7</b>	<b>18</b>	<b>14</b>	<b>2</b>	<b>6</b>	<b>253/34.7</b>

### Hansen, Erik

Opponent	Date	Site	G/S	FG	Pct	3-PT	Pct	FT	Pct	OF	DE	RB	AVG	PF	PTS	AVG	A	TO	BK	S	MN/AVG
Michigan	3/12/04	IND	1/0	3-4	.750	0-0	.000	0-0	.000	1	3	4	4.0	4	6	6.0	0	1	2	0	21/21.0
Purdue	3/10/05	CHI	1/1	3-6	.500	0-0	.000	1-3	.333	3	3	6	6.0	2	7	7.0	1	0	2	0	20/20.0
Michigan St.	3/11/05	CHI	1/1	0-1	.000	0-0	.000	2-2	1.000	0	1	1	1.0	5	2	2.0	0	1	0	1	9/9.0
Wisconsin	3/12/05	CHI	1/1	2-4	.500	0-0	.000	5-6	.833	2	4	6	6.0	3	9	9.0	0	2	3	1	24/24.0
Minnesota	3/10/06	IND	1/1	3-3	1.000	0-0	.000	3-3	1.000	1	7	8	8.0	3	9	9.0	2	1	3	0	20/20.0
Michigan St.	3/11/06	IND	1/1	1-3	.333	0-0	.000	1-2	.500	1	3	4	4.0	5	3	3.0	0	2	3	0	18/18.0
Ohio State	3/12/06	IND	1/1	5-8	.625	0-0	.000	0-0	.000	2	3	5	5.0	2	10	10.0	0	1	2	1	22/22.0
<b>Totals</b>			<b>7/6</b>	<b>17-29</b>	<b>.586</b>	<b>0-0</b>	<b>.000</b>	<b>12-16</b>	<b>.750</b>	<b>10</b>	<b>24</b>	<b>34</b>	<b>4.8</b>	<b>24</b>	<b>46</b>	<b>6.5</b>	<b>3</b>	<b>8</b>	<b>15</b>	<b>3</b>	<b>134/19.0</b>

### Henderson, Duez

Opponent	Date	Site	G/S	FG	Pct	3-PT	Pct	FT	Pct	OF	DE	RB	AVG	PF	PTS	AVG	A	TO	BK	S	MN/AVG
Wisconsin	3/5/99	CHI	1/0	0-3	.000	0-2	.000	0-0	.000	1	1	2	2.0	0	0	0.0	0	0	0	0	3/3.0
Minnesota	3/9/00	CHI	1/1	1-5	.200	0-0	.000	5-6	.833	2	2	4	4.0	4	7	7.0	2	0	0	0	27/27.0
Michigan St.	3/10/00	CHI	1/1	2-7	.286	0-0	.000	1-2	.500	2	7	9	9.0	2	5	5.0	1	1	0	0	29/29.0
Northwestern	3/8/01	CHI	1/1	4-4	1.000	1-1	1.000	2-2	1.000	1	6	7	7.0	2	11	11.0	1	3	0	1	31/31.0
Ohio State	3/9/01	CHI	1/1	4-6	.666	1-1	1.000	1-3	.333	1	3	4	4.0	4	10	10.0	1	1	1	0	27/27.0
Penn State	3/10/01	CHI	1/1	5-5	1.000	1-1	1.000	2-3	.666	2	2	4	4.0	3	13	13.0	2	3	0	1	25/25.0
Indiana	3/11/01	CHI	1/1	3-7	.429	1-3	.333	0-2	.000	2	3	5	5.0	2	7	7.0	2	1	0	1	33/33.0
Purdue	3/7/02	IND	1/0	0-0	.000	0-0	.000	0-0	.000	0	1	1	1.0	1	0	0.0	1	0	0	0	7/7.0
Wisconsin	3/8/02	IND	1/0	1-1	1.000	0-0	.000	1-1	1.000	1	0	1	1.0	2	3	3.0	0	2	0	1	16/16.0
Indiana	3/9/02	IND	1/0	1-3	.333	0-0	.000	2-2	1.000	2	0	2	2.0	3	4	4.0	0	1	0	0	14/14.0
Ohio State	3/10/02	IND	1/0	1-4	.250	0-3	.000	0-0	.000	0	0	0	0.0	2	2	2.0	2	0	0	0	10/10.0
<b>Totals</b>			<b>11/6</b>	<b>22-45</b>	<b>.488</b>	<b>4-11</b>	<b>.363</b>	<b>14-21</b>	<b>.667</b>	<b>14</b>	<b>25</b>	<b>39</b>	<b>3.5</b>	<b>25</b>	<b>62</b>	<b>5.6</b>	<b>12</b>	<b>12</b>	<b>1</b>	<b>4</b>	<b>222/20.2</b>



# IOWA HAWKEYE BASKETBALL

## All-Time Hawkeyes in the Big Ten Tournament

### Henderson, Mike

Opponent	Date	Site	G/S	FG	Pct	3-PT	Pct	FT	Pct	OF	DE	RB	AVG	PF	PTS	AVG	A	TO	BK	S	MN/AVG
Purdue	3/10/05	CHI	1/1	5-9	.555	1-2	.500	0-0	.000	1	0	1	1.0	0	11	11.0	1	3	1	2	29/29.0
Michigan St.	3/11/05	CHI	1/1	6-10	.600	0-0	.000	5-6	.833	0	5	5	5.0	0	17	17.0	1	1	0	1	37/37.0
Wisconsin	3/12/05	CHI	1/1	3-6	.500	0-1	.000	1-1	1.000	1	4	5	5.0	4	7	7.0	1	2	0	1	32/32.0
Minnesota	3/10/06	IND	1/1	2-4	.500	1-1	1.000	0-2	.000	1	1	2	2.0	4	5	5.0	3	2	0	1	33/33.0
Michigan St.	3/11/06	IND	1/1	3-6	.500	0-0	.000	5-5	1.000	0	4	4	4.0	2	11	11.0	2	4	1	3	36/36.0
Ohio State	3/12/06	IND	1/1	3-7	.429	1-1	1.000	0-0	.000	0	2	2	2.0	2	7	7.0	0	1	0	1	30/30.0
Purdue	3/9/07	CHI	1/0	1-2	.500	0-0	.000	0-2	.000	0	0	0	0.0	1	2	2.0	2	2	0	0	18/18.0
<b>Totals</b>			<b>7/6</b>	<b>23-44</b>	<b>.522</b>	<b>3-5</b>	<b>.600</b>	<b>11-16</b>	<b>.687</b>	<b>3</b>	<b>16</b>	<b>19</b>	<b>2.7</b>	<b>13</b>	<b>60</b>	<b>8.5</b>	<b>10</b>	<b>15</b>	<b>2</b>	<b>9</b>	<b>215/30.7</b>

### Hogan, Ryan

Opponent	Date	Site	G/S	FG	Pct	3-PT	Pct	FT	Pct	OF	DE	RB	AVG	PF	PTS	AVG	A	TO	BK	S	MN/AVG
Purdue	3/7/02	IND	1/0	0-1	.000	0-1	.000	1-2	.500	0	1	1	1.0	1	1	1.0	0	0	0	0	6/6.0
Wisconsin	3/8/02	IND	1/0	0-0	.000	0-0	.000	0-0	.000	0	0	0	0.0	2	0	0.0	2	1	0	0	4/4.0
Indiana	3/9/02	IND	1/0	0-2	.000	0-1	.000	0-0	.000	0	0	0	0.0	2	0	0.0	0	0	0	0	2/2.0
Ohio State	3/10/02	IND	1/0	1-3	.333	0-2	.000	1-1	1.000	1	0	1	1.0	1	3	3.0	0	0	0	0	6/6.0
<b>Totals</b>			<b>4/0</b>	<b>1-6</b>	<b>.166</b>	<b>0-4</b>	<b>.000</b>	<b>2-3</b>	<b>.667</b>	<b>1</b>	<b>1</b>	<b>2</b>	<b>0.5</b>	<b>6</b>	<b>4</b>	<b>1.0</b>	<b>2</b>	<b>1</b>	<b>0</b>	<b>0</b>	<b>18/4.5</b>

### Horner, Jeff

Opponent	Date	Site	G/S	FG	Pct	3-PT	Pct	FT	Pct	OF	DE	RB	AVG	PF	PTS	AVG	A	TO	BK	S	MN/AVG
Ohio State	3/13/03	CHI	1/1	0-6	.000	0-5	.000	0-0	.000	0	1	1	1.0	3	0	0.0	8	1	0	1	32/32.0
Michigan	3/12/04	IND	1/1	3-15	.200	2-8	.250	2-2	1.000	2	3	5	5.0	3	10	10.0	4	1	0	2	37/37.0
Purdue	3/10/05	CHI	1/1	4-10	.400	4-7	.571	4-6	.666	0	6	6	6.0	2	16	16.0	8	1	1	0	33/33.0
Michigan St.	3/11/05	CHI	1/1	6-16	.375	4-11	.364	0-0	.000	2	1	3	3.0	4	16	16.0	4	7	2	2	39/39.0
Wisconsin	3/12/05	CHI	1/1	4-12	.333	2-8	.250	2-2	1.000	0	3	3	3.0	1	12	12.0	6	2	0	0	39/39.0
Minnesota	3/10/06	IND	1/1	8-13	.615	6-9	.666	4-6	.666	1	5	6	6.0	1	26	26.0	6	3	0	5	40/40.0
Michigan St.	3/11/06	IND	1/1	4-12	.333	2-6	.333	4-4	1.000	0	3	3	3.0	0	14	14.0	2	3	0	0	40/40.0
Ohio State	3/12/06	IND	1/1	7-14	.500	2-8	.250	0-0	.000	0	5	5	5.0	2	16	16.0	10	2	0	0	38/38.0
<b>Totals</b>			<b>8/8</b>	<b>36-98</b>	<b>.367</b>	<b>22-62</b>	<b>.354</b>	<b>16-20</b>	<b>.800</b>	<b>5</b>	<b>27</b>	<b>32</b>	<b>4.0</b>	<b>16</b>	<b>110</b>	<b>13.7</b>	<b>48</b>	<b>20</b>	<b>3</b>	<b>10</b>	<b>298/37.3</b>

### Jaacks, Jacob

Opponent	Date	Site	G/S	FG	Pct	3-PT	Pct	FT	Pct	OF	DE	RB	AVG	PF	PTS	AVG	A	TO	BK	S	MN/AVG
Wisconsin	3/5/99	CHI	1/0	0-2	.000	0-2	.000	0-2	.000	2	1	3	3.0	4	0	0.0	1	2	0	0	14/14.0
Minnesota	3/9/00	CHI	1/1	6-10	.600	1-3	.333	5-6	.833	2	4	6	6.0	4	18	18.0	0	2	0	0	34/34.0
Michigan St.	3/10/00	CHI	1/1	4-9	.444	1-2	.500	0-2	.000	3	5	8	8.0	5	9	9.0	0	2	0	0	23/23.0
<b>Totals</b>			<b>3/2</b>	<b>10-21</b>	<b>.476</b>	<b>2-7</b>	<b>.286</b>	<b>5-10</b>	<b>.500</b>	<b>7</b>	<b>10</b>	<b>17</b>	<b>5.6</b>	<b>13</b>	<b>27</b>	<b>9.0</b>	<b>1</b>	<b>6</b>	<b>0</b>	<b>0</b>	<b>71/23.6</b>

### Johnson, Justin

Opponent	Date	Site	G/S	FG	Pct	3-PT	Pct	FT	Pct	OF	DE	RB	AVG	PF	PTS	AVG	A	TO	BK	S	MN/AVG
Purdue	3/9/07	CHI	1/0	1-2	.500	0-1	.000	0-2	.000	0	1	1	1.0	4	2	2.0	1	2	1	0	21/21.0
Michigan	3/13/08	IND	1/1	2-12	.166	1-9	.111	0-0	.000	0	4	4	4.0	1	5	5.0	2	2	0	1	37/37.0
<b>Totals</b>			<b>2/1</b>	<b>3-14</b>	<b>.214</b>	<b>1-10</b>	<b>.100</b>	<b>0-2</b>	<b>.000</b>	<b>0</b>	<b>5</b>	<b>5</b>	<b>2.5</b>	<b>5</b>	<b>7</b>	<b>3.5</b>	<b>3</b>	<b>4</b>	<b>1</b>	<b>1</b>	<b>58/26.0</b>

### Kelly, Jake

Opponent	Date	Site	G/S	FG	Pct	3-PT	Pct	FT	Pct	OF	DE	RB	AVG	PF	PTS	AVG	A	TO	BK	S	MN/AVG
Michigan	3/13/08	IND	1/1	5-11	.454	1-2	.500	0-0	.000	0	1	1	1.0	4	11	11.0	0	4	0	1	36/36.0
Michigan	3/12/09	IND	1/1	3-11	.273	1-4	.250	3-4	.750	0	7	7	7.0	4	10	10.0	2	5	0	0	37/37.0
<b>Totals</b>			<b>2/2</b>	<b>8-22</b>	<b>.364</b>	<b>2-6</b>	<b>.333</b>	<b>3-4</b>	<b>.750</b>	<b>0</b>	<b>8</b>	<b>8</b>	<b>4.0</b>	<b>8</b>	<b>21</b>	<b>10.5</b>	<b>2</b>	<b>9</b>	<b>0</b>	<b>1</b>	<b>73/36.5</b>

### Kim, Josh

Opponent	Date	Site	G/S	FG	Pct	3-PT	Pct	FT	Pct	OF	DE	RB	AVG	PF	PTS	AVG	A	TO	BK	S	MN/AVG
Ohio State	3/13/03	CHI	1/0	0-0	.000	0-0	.000	0-0	.000	0	0	0	0.0	1	0	0.0	2	0	0	0	6/6.0



# IOWA HAWKEYE BASKETBALL

## All-Time Hawkeyes in the Big Ten Tournament

### Koch, J.R.

Opponent	Date	Site	G/S	FG	Pct	3-PT	Pct	FT	Pct	OF	DE	RB	AVG	PF	PTS	AVG	A	TO	BK	S	MN/AVG
Michigan	3/6/98	CHI	1/0	0-2	.000	0-1	.000	2-2	1.000	1	2	3	3.0	2	2	2.0	0	0	0	0	7/7/0
Wisconsin	3/5/99	CHI	1/1	3-6	.500	0-1	.000	0-0	.000	1	3	4	4.0	1	6	6.0	1	4	1	1	25/25.0
<b>Totals</b>			<b>2/1</b>	<b>3-8</b>	<b>.375</b>	<b>0-2</b>	<b>.000</b>	<b>2-2</b>	<b>1.000</b>	<b>2</b>	<b>5</b>	<b>7</b>	<b>3.5</b>	<b>3</b>	<b>8</b>	<b>4.0</b>	<b>1</b>	<b>4</b>	<b>1</b>	<b>1</b>	<b>32/16.0</b>

### Leslie, Chauncey

Opponent	Date	Site	G/S	FG	Pct	3-PT	Pct	FT	Pct	OF	DE	RB	AVG	PF	PTS	AVG	A	TO	BK	S	MN/AVG
Purdue	3/7/02	IND	1/1	4-8	.500	1-2	.500	0-0	.000	0	0	0	0.0	4	9	9.0	2	1	0	0	23/23.0
Wisconsin	3/8/02	IND	1/1	2-5	.400	0-1	.000	1-2	.500	0	1	1	1.0	2	5	5.0	0	2	0	3	19/19.0
Indiana	3/9/02	IND	1/1	1-3	.333	0-0	.000	3-3	1.000	0	3	3	3.0	0	5	5.0	1	2	0	0	23/23.0
Ohio State	3/10/02	IND	1/1	2-5	.400	0-2	.000	0-0	.000	0	2	2	2.0	2	4	4.0	1	4	0	1	19/19.0
Ohio State	3/13/03	CHI	1/1	7-13	.538	1-4	.250	0-0	.000	3	4	7	7.0	3	15	15.0	3	4	1	0	38/38.0
<b>Totals</b>			<b>5/5</b>	<b>16-34</b>	<b>.470</b>	<b>2-9</b>	<b>.222</b>	<b>4-5</b>	<b>.800</b>	<b>3</b>	<b>10</b>	<b>13</b>	<b>2.6</b>	<b>11</b>	<b>38</b>	<b>7.6</b>	<b>7</b>	<b>13</b>	<b>1</b>	<b>4</b>	<b>122/24.4</b>

### Lickliter, John

Opponent	Date	Site	G/S	FG	Pct	3-PT	Pct	FT	Pct	OF	DE	RB	AVG	PF	PTS	AVG	A	TO	BK	S	MN/AVG
Michigan	3/11/10	IND	1/0	0-0	.000	0-0	.000	0-0	.000	0	0	0	0.0	1	0	0.0	0	0	0	0	2/2.0

### Looby, Kurt

Opponent	Date	Site	G/S	FG	Pct	3-PT	Pct	FT	Pct	OF	DE	RB	AVG	PF	PTS	AVG	A	TO	BK	S	MN/AVG
Purdue	3/9/07	CHI	1/1	2-5	.400	0-0	.000	0-0	.000	4	2	6	6.0	4	4	4.0	0	3	5	1	21/21.0
Michigan	3/13/08	IND	1/0	0-0	.000	0-0	.000	0-0	.000	0	0	0	0.0	0	0	0.0	0	1	0	0	4/4.0
<b>Totals</b>			<b>2/1</b>	<b>2-5</b>	<b>.400</b>	<b>0-0</b>	<b>.000</b>	<b>0-0</b>	<b>.000</b>	<b>4</b>	<b>2</b>	<b>6</b>	<b>3.0</b>	<b>4</b>	<b>4</b>	<b>2.0</b>	<b>0</b>	<b>4</b>	<b>5</b>	<b>1</b>	<b>25/12.5</b>

### Luehrsman, Ryan

Opponent	Date	Site	G/S	FG	Pct	3-PT	Pct	FT	Pct	OF	DE	RB	AVG	PF	PTS	AVG	A	TO	BK	S	MN/AVG
Michigan	3/6/98	CHI	1/0	2-6	.333	2-4	.500	0-0	.000	1	1	2	2.0	2	6	6.0	3	1	0	0	19/19.0
Wisconsin	3/5/99	CHI	1/0	1-3	.333	0-0	.000	1-2	.500	0	3	3	3.0	4	3	3.0	5	1	0	2	23/23.0
<b>Totals</b>			<b>2/0</b>	<b>3-9</b>	<b>.333</b>	<b>2-4</b>	<b>.500</b>	<b>1-2</b>	<b>.500</b>	<b>1</b>	<b>4</b>	<b>5</b>	<b>2.5</b>	<b>6</b>	<b>9</b>	<b>4.5</b>	<b>8</b>	<b>2</b>	<b>0</b>	<b>2</b>	<b>32/16.0</b>

### Marble, Roy Devyn

Opponent	Date	Site	G/S	FG	Pct	3-PT	Pct	FT	Pct	OF	DE	RB	AVG	PF	PTS	AVG	A	TO	BK	S	MN/AVG
Michigan State	3/10/11	IND	1/0	2-4	.500	0-0	.000	2-2	1.000	0	0	0	0.0	1	6	6.0	1	2	0	2	27/27.0
Illinois	3/8/12	IND	1/1	2-6	.333	1-2	.500	0-1	.000	2	1	3	3.0	0	5	5.0	3	1	0	2	28/28.0
Michigan State	3/9/12	IND	1/1	5-10	.500	1-2	.500	2-3	.667	0	4	4	4.0	0	13	13.0	3	1	0	0	29/29.0
Northwestern	3/14/13	CHI	1/1	4-12	.333	2-6	.333	9-12	.750	1	5	6	6.0	0	19	19.0	1	1	0	2	33/33.0
Michigan State	3/15/13	CHI	1/1	3-9	.333	2-6	.333	0-1	.000	0	3	3	3.0	3	8	8.0	4	4	1	2	27/27.0
<b>Totals</b>			<b>5/4</b>	<b>16-41</b>	<b>.390</b>	<b>6-16</b>	<b>.375</b>	<b>13-19</b>	<b>.684</b>	<b>3</b>	<b>13</b>	<b>16</b>	<b>3.2</b>	<b>4</b>	<b>51</b>	<b>10.2</b>	<b>12</b>	<b>9</b>	<b>1</b>	<b>8</b>	<b>144/28.8</b>

### May, Eric

Opponent	Date	Site	G/S	FG	Pct	3-PT	Pct	FT	Pct	OF	DE	RB	AVG	PF	PTS	AVG	A	TO	BK	S	MN/AVG
Michigan	3/11/10	IND	1/1	2-10	.200	0-4	.000	0-0	.000	1	2	3	3.0	1	4	4.0	1	0	0	0	36/36.0
Michigan State	3/10/11	IND	1/0	2-4	.500	1-2	.500	2-3	.667	1	2	3	3.0	1	7	7.0	2	1	0	3	21/21.0
Illinois	3/8/12	IND	1/0	0-2	.000	0-0	.000	0-0	.000	1	0	1	1.0	0	0	0.0	0	0	0	0	6/6.0
Michigan State	3/9/12	IND	1/0	0-0	.000	0-0	.000	0-0	.000	0	0	0	0.0	0	0	0.0	0	0	0	0	6/6.0
Northwestern	3/14/13	CHI	1/0	3-3	1.00	1-1	1.00	0-1	.000	1	2	3	4	7	5	0.0	5	0	1	1	26/26.0
Michigan State	3/15/13	CHI	1/0	1-2	.500	0-0	.000	0-0	.000	1	3	4	1	2	0	0.0	0	0	0	2	23/23.0
<b>Totals</b>			<b>6/1</b>	<b>8-21</b>	<b>.381</b>	<b>2-7</b>	<b>.286</b>	<b>2-4</b>	<b>.500</b>	<b>5</b>	<b>9</b>	<b>14</b>	<b>2.3</b>	<b>11</b>	<b>16</b>	<b>2.7</b>	<b>8</b>	<b>1</b>	<b>1</b>	<b>6</b>	<b>118/19.7</b>

### McCabe, Zach

Opponent	Date	Site	G/S	FG	Pct	3-PT	Pct	FT	Pct	OF	DE	RB	AVG	PF	PTS	AVG	A	TO	BK	S	MN/AVG
Michigan State	3/10/11	IND	1/0	2-5	.400	1-2	.500	0-0	.000	3	1	4	4.0	2	5	5.0	0	0	0	0	13/13.0
Illinois	3/8/12	IND	1/1	1-8	.125	0-4	.000	3-4	.750	2	4	6	6.0	0	5	5.0	1	0	1	2	25/25.0
Michigan State	3/9/12	IND	1/1	4-9	.444	3-4	.750	2-2	1.000	1	5	6	6.0	3	13	13.0	1	0	1	1	29/29.0
Northwestern	3/14/13	CHI	1/0	1-6	.000	0-0	.000	1-2	.000	4	4	8	8.0	1	3	0.0	2	0	0	0	13/13.0
Michigan State	3/15/13	CHI	1/0	2-3	.000	1-2	.000	2-2	1.00	1	1	2	2.0	4	7	0.0	0	0	0	0	12/12.0
<b>Totals</b>			<b>6/2</b>	<b>10-31</b>	<b>.325</b>	<b>5-12</b>	<b>.417</b>	<b>8-10</b>	<b>.800</b>	<b>11</b>	<b>15</b>	<b>26</b>	<b>5.2</b>	<b>10</b>	<b>33</b>	<b>5.5</b>	<b>4</b>	<b>0</b>	<b>2</b>	<b>3</b>	<b>92/18.4</b>



# IOWA HAWKEYE BASKETBALL

## All-Time Hawkeyes in the Big Ten Tournament

### Moore, Darryl

Opponent	Date	Site	G/S	FG	Pct	3-PT	Pct	FT	Pct	OF	DE	RB	AVG	PF	PTS	AVG	A	TO	BK	S	MN/AVG
Michigan	3/6/98	CHI	1/1	2-6	.333	0-1	.000	2-2	1.000	4	3	7	7.0	3	6	6.0	3	1	0	1	27/27.0

### McCausland, Kent

Opponent	Date	Site	G/S	FG	Pct	3-PT	Pct	FT	Pct	OF	DE	RB	AVG	PF	PTS	AVG	A	TO	BK	S	MN/AVG
Michigan	3/6/98	CHI	1/1	3-7	.429	2-6	.333	0-0	.000	1	1	2	2.0	2	8	8.0	1	0	0	1	29/29.0
Wisconsin	3/5/99	CHI	1/1	2-7	.286	2-7	.286	2-2	1.000	1	2	3	3.0	1	8	8.0	1	0	0	2	29/29.0
<b>Totals</b>			<b>2/2</b>	<b>5-14</b>	<b>.357</b>	<b>4-13</b>	<b>.308</b>	<b>2-2</b>	<b>1.000</b>	<b>2</b>	<b>3</b>	<b>5</b>	<b>2.5</b>	<b>3</b>	<b>16</b>	<b>8.0</b>	<b>2</b>	<b>0</b>	<b>0</b>	<b>3</b>	<b>58/29.0</b>

### Oglesby, Josh

Opponent	Date	Site	G/S	FG	Pct	3-PT	Pct	FT	Pct	OF	DE	RB	AVG	PF	PTS	AVG	A	TO	BK	S	MN/AVG
Illinois	3/8/12	IND	1/0	3-8	.375	2-4	.500	0-0	.000	3	1	4	4.0	1	8	8.0	1	0	0	0	17/17.0
Michigan State	3/9/12	IND	1/0	7-9	.778	5-7	.714	1-2	.500	0	2	2	2.0	1	20	20.0	1	0	0	1	26/26.0
Northwestern	3/14/13	CHI	1/0	1-3	.333	1-3	.333	0-0	.000	0	2	2	2.0	2	3	3.0	1	0	0	0	14/14.0
Michigan State	3/15/13	CHI	1/0	1-5	.000	1-4	.000	2-2	1.00	0	0	0	0.0	0	5	5.0	0	0	0	0	12/12.0
<b>Totals</b>			<b>4/0</b>	<b>12-25</b>	<b>.480</b>	<b>9-18</b>	<b>.500</b>	<b>3-4</b>	<b>.750</b>	<b>3</b>	<b>5</b>	<b>8</b>	<b>2.0</b>	<b>4</b>	<b>36</b>	<b>9.0</b>	<b>2</b>	<b>0</b>	<b>0</b>	<b>1</b>	<b>69/17.3</b>

### Olaseni, Gabriel

Opponent	Date	Site	G/S	FG	Pct	3-PT	Pct	FT	Pct	OF	DE	RB	AVG	PF	PTS	AVG	A	TO	BK	S	MN/AVG
Michigan State	3/9/12	IND	1/0	2-2	1.000	0-0	.000	0-0	.000	1	1	2	2.0	2	4	4.0	0	2	1	0	6/6.0
Northwestern	3/14/13	CHI	1/0	0-0	.000	0-0	.000	0-0	.000	0	1	1	1.0	3	0	0.0	0	2	0	0	14/14.0
Michigan State	3/15/13	CHI	1/0	1-2	.500	0-0	.000	0-1	.000	0	0	0	0.0	1	4	4.0	1	2	1	0	11/11.0
<b>Totals</b>			<b>3/0</b>	<b>3-4</b>	<b>.750</b>	<b>0-0</b>	<b>.000</b>	<b>0-1</b>	<b>.000</b>	<b>1</b>	<b>2</b>	<b>3</b>	<b>1.0</b>	<b>6</b>	<b>8</b>	<b>2.7</b>	<b>1</b>	<b>6</b>	<b>2</b>	<b>0</b>	<b>31/10.3</b>

### Oliver, Dean

Opponent	Date	Site	G/S	FG	Pct	3-PT	Pct	FT	Pct	OF	DE	RB	AVG	PF	PTS	AVG	A	TO	BK	S	MN/AVG
Michigan	3/6/98	CHI	1/1	3-8	.000	0-1	.000	1-1	1.000	0	3	3	3.0	0	7	7.0	4	1	0	3	33/33.0
Wisconsin	3/5/99	CHI	1/1	4-9	.444	0-2	.000	2-4	.500	4	1	5	5.0	5	10	10.0	2	3	0	3	28/28.0
Minnesota	3/9/00	CHI	1/1	0-5	.000	0-0	.000	0-2	.000	1	6	7	7.0	3	0	0.0	4	6	0	1	31/31.0
Michigan St.	3/10/00	CHI	1/1	11-17	.647	4-8	.500	4-5	.800	0	1	1	1.0	1	30	30.0	4	3	0	1	38/38.0
Northwestern	3/8/01	CHI	1/1	3-11	.273	1-4	.250	6-8	.750	1	4	5	5.0	2	13	13.0	3	2	0	2	39/39.0
Ohio State	3/9/01	CHI	1/1	3-11	.273	3-5	.500	7-9	.777	1	3	4	4.0	2	16	16.0	6	3	0	3	40/40.0
Penn State	3/10/01	CHI	1/1	4-6	.666	1-2	.500	6-9	.666	0	4	4	4.0	2	15	15.0	8	3	0	1	32/32.0
Indiana	3/11/01	CHI	1/1	4-12	.333	0-3	.000	4-9	.444	0	2	2	2.0	4	12	12.0	3	1	0	1	39/39.0
<b>Totals</b>			<b>8/8</b>	<b>32-79</b>	<b>.405</b>	<b>9-25</b>	<b>.360</b>	<b>30-47</b>	<b>.638</b>	<b>7</b>	<b>24</b>	<b>31</b>	<b>3.8</b>	<b>19</b>	<b>103</b>	<b>12.8</b>	<b>34</b>	<b>22</b>	<b>0</b>	<b>15</b>	<b>280/35.0</b>

### Payne, Cully

Opponent	Date	Site	G/S	FG	Pct	3-PT	Pct	FT	Pct	OF	DE	RB	AVG	PF	PTS	AVG	A	TO	BK	S	MN/AVG
Michigan	3/22/10	IND	1/1	9-16	.666	5-10	.500	2-2	1.000	0	2	2	2.0	2	25	25.0	1	3	0	1	39/39.0

### Peterson, Jeff

Opponent	Date	Site	G/S	FG	Pct	3-PT	Pct	FT	Pct	OF	DE	RB	AVG	PF	PTS	AVG	A	TO	BK	S	MN/AVG
Michigan	3/13/08	IND	1/0	1-3	.333	0-1	.000	0-0	.000	0	3	3	3.0	2	2	2.0	1	1	0	1	15/15.0

### Pierce, Pierre

Opponent	Date	Site	G/S	FG	Pct	3-PT	Pct	FT	Pct	OF	DE	RB	AVG	PF	PTS	AVG	A	TO	BK	S	MN/AVG
Purdue	3/7/02	IND	1/1	3-7	.428	0-0	.000	3-3	1.000	0	2	2	2.0	1	9	9.0	5	2	1	0	31/31.0
Wisconsin	3/8/02	IND	1/1	1-6	.166	0-1	.000	0-0	.000	1	0	1	1.0	1	2	2.0	1	3	0	1	25/25.0
Indiana	3/9/02	IND	1/1	3-10	.300	1-1	1.000	4-4	1.000	5	2	7	7.0	2	11	11.0	1	1	0	1	28/28.0
Ohio State	3/10/02	IND	1/1	3-7	.428	0-2	.000	0-0	.000	0	2	2	2.0	1	6	6.0	3	4	0	1	27/27.0
Michigan	3/12/04	IND	1/1	10-18	.555	1-3	.333	7-10	.700	1	5	6	6.0	5	28	28.0	6	6	0	0	39/39.0
<b>Totals</b>			<b>5/5</b>	<b>20-48</b>	<b>.416</b>	<b>2-7</b>	<b>.285</b>	<b>14-17</b>	<b>.823</b>	<b>7</b>	<b>11</b>	<b>18</b>	<b>3.6</b>	<b>4</b>	<b>56</b>	<b>11.2</b>	<b>16</b>	<b>16</b>	<b>1</b>	<b>3</b>	<b>150/30.0</b>





# IOWA HAWKEYE BASKETBALL

## All-Time Hawkeyes in the Big Ten Tournament

### Price, Jason

Opponent	Date	Site	G/S	FG	Pct	3-PT	Pct	FT	Pct	OF	DE	RB	AVG	PF	PTS	AVG	A	TO	BK	S	MN/AVG
Wisconsin	3/5/99	CHI	1/0	0-0	.000	0-0	.000	0-0	.000	0	0	0	0.0	0	0	0.0	0	0	0	0	1/1.0
Minnesota	3/9/00	CHI	1/1	1-3	.333	0-0	.000	2-2	1.000	0	2	2	2.0	1	4	4.0	6	1	0	3	28/28.0
Michigan St.	3/10/00	CHI	1/1	1-1	1.000	0-0	.000	0-0	.000	0	0	0	0.0	2	2	2.0	2	1	0	0	15/15.0
<b>Totals</b>			<b>3/2</b>	<b>2-4</b>	<b>.500</b>	<b>0-0</b>	<b>.000</b>	<b>2-2</b>	<b>1.000</b>	<b>0</b>	<b>2</b>	<b>2</b>	<b>1.5</b>	<b>3</b>	<b>6</b>	<b>2.0</b>	<b>8</b>	<b>2</b>	<b>0</b>	<b>3</b>	<b>44/14.6</b>

### Rand, Ben

Opponent	Date	Site	G/S	FG	Pct	3-PT	Pct	FT	Pct	OF	DE	RB	AVG	PF	PTS	AVG	A	TO	BK	S	MN/AVG
Michigan	3/12/04	IND	1/0	0-0	.000	0-0	.000	0-0	.000	0	1	1	1.0	0	0	0.0	0	0	0	0	2/2.0

### Range, Joey

Opponent	Date	Site	G/S	FG	Pct	3-PT	Pct	FT	Pct	OF	DE	RB	AVG	PF	PTS	AVG	A	TO	BK	S	MN/AVG
Wisconsin	3/5/99	CHI	1/0	3-5	.600	0-0	.000	0-0	.000	1	0	1	1.0	1	6	6.0	1	3	0	2	21/21.0

### Recker, Luke

Opponent	Date	Site	G/S	FG	Pct	3-PT	Pct	FT	Pct	OF	DE	RB	AVG	PF	PTS	AVG	A	TO	BK	S	MN/AVG
Purdue	3/7/02	IND	1/1	9-10	.900	2-2	1.000	5-7	.714	3	3	6	6.0	3	25	25.0	4	5	1	1	37/37.0
Wisconsin	3/8/02	IND	1/1	9-14	.643	4-6	.666	6-6	1.000	1	1	2	2.0	3	28	28.0	0	5	0	5	36/36.0
Indiana	3/9/02	IND	1/1	6-10	.600	3-6	.500	2-2	1.000	0	2	2	2.0	2	17	17.0	1	1	1	0	35/35.0
Ohio State	3/10/02	IND	1/1	6-10	.600	5-8	.625	4-4	1.000	2	1	3	3.0	4	21	21.0	2	3	0	0	35/35.0
<b>Totals</b>			<b>4/4</b>	<b>30-44</b>	<b>.681</b>	<b>14-22</b>	<b>.636</b>	<b>17-19</b>	<b>.894</b>	<b>6</b>	<b>7</b>	<b>13</b>	<b>3.6</b>	<b>12</b>	<b>91</b>	<b>22.7</b>	<b>6</b>	<b>14</b>	<b>2</b>	<b>6</b>	<b>143/35.7</b>

### Reed, Carlton

Opponent	Date	Site	G/S	FG	Pct	3-PT	Pct	FT	Pct	OF	DE	RB	AVG	PF	PTS	AVG	A	TO	BK	S	MN/AVG
Purdue	3/10/05	CHI	1/0	1-5	.200	0-2	.000	0-0	.000	0	1	1	1.0	1	2	2.0	0	1	1	0	13/13.0
Michigan St.	3/11/05	CHI	1/0	0-0	.000	0-0	.000	0-0	.000	0	0	0	0.0	0	0	0.0	0	1	0	1	5/5.0
Wisconsin	3/12/05	CHI	1/0	0-2	.000	0-1	.000	0-0	.000	0	1	1	1.0	0	0	0.0	1	0	0	0	8/8.0
Minnesota	3/10/06	IND	1/0	0-0	.000	0-0	.000	0-0	.000	0	0	0	0.0	0	0	0.0	0	0	0	0	1/1.0
<b>Totals</b>			<b>4/0</b>	<b>1-7</b>	<b>.142</b>	<b>0-3</b>	<b>.000</b>	<b>0-0</b>	<b>.000</b>	<b>0</b>	<b>2</b>	<b>2</b>	<b>0.5</b>	<b>1</b>	<b>2</b>	<b>0.5</b>	<b>1</b>	<b>2</b>	<b>1</b>	<b>1</b>	<b>29/7.25</b>

### Reiner, Jared

Opponent	Date	Site	G/S	FG	Pct	3-PT	Pct	FT	Pct	OF	DE	RB	AVG	PF	PTS	AVG	A	TO	BK	S	MN/AVG
Northwestern	3/8/01	CHI	1/0	0-0	.000	0-0	.000	2-2	1.000	0	1	1	1.0	0	2	2.0	0	0	0	0	1/1.0
Ohio State	3/9/01	CHI	1/0	2-4	.500	0-0	.000	0-2	.000	3	1	4	4.0	2	4	4.0	1	0	1	0	12/12.0
Penn State	3/10/01	CHI	1/0	2-3	.666	0-0	.000	2-2	1.000	2	2	4	4.0	5	6	6.0	1	1	0	1	12/12.0
Indiana	3/11/01	CHI	1/0	1-2	.500	0-0	.000	0-2	.000	2	2	4	4.0	3	2	2.0	0	1	0	0	8/8.0
Purdue	3/7/02	IND	1/0	1-3	.333	0-0	.000	0-0	.000	0	0	0	0.0	3	2	2.0	1	3	1	0	20/20.0
Wisconsin	3/8/02	IND	1/0	0-0	.000	0-0	.000	0-0	.000	0	2	2	2.0	0	0	0.0	0	0	1	0	7/7.0
Indiana	3/9/02	IND	1/0	0-0	.000	0-0	.000	0-0	.000	0	0	0	0.0	0	0	0.0	1	0	0	0	1/1.0
Ohio State	3/10/02	IND	1/0	0-0	.000	0-0	.000	0-0	.000	0	0	0	0.0	1	0	0.0	0	1	1	0	7/7.0
Ohio State	3/13/03	CHI	1/1	2-5	.400	0-0	.000	2-5	.400	1	3	4	4.0	1	6	6.0	0	2	1	0	27/27.0
<b>Totals</b>			<b>8/1</b>	<b>8-17</b>	<b>.470</b>	<b>0-0</b>	<b>.000</b>	<b>6-13</b>	<b>.461</b>	<b>8</b>	<b>11</b>	<b>19</b>	<b>2.4</b>	<b>15</b>	<b>22</b>	<b>2.7</b>	<b>4</b>	<b>8</b>	<b>5</b>	<b>1</b>	<b>95/11.8</b>

### Rucker, Guy

Opponent	Date	Site	G/S	FG	Pct	3-PT	Pct	FT	Pct	OF	DE	RB	AVG	PF	PTS	AVG	A	TO	BK	S	MN/AVG
Michigan	3/6/98	CHI	1/0	1-5	.200	0-0	.000	0-0	.000	1	0	1	1.0	0	2	2.0	0	0	0	0	7/7.0
Wisconsin	3/5/99	CHI	1/0	2-3	.666	0-0	.000	0-0	.000	0	0	0	0.0	1	4	4.0	1	1	0	0	10/10.0
<b>Totals</b>			<b>2/0</b>	<b>3-8</b>	<b>.375</b>	<b>0-0</b>	<b>.000</b>	<b>0-0</b>	<b>.000</b>	<b>1</b>	<b>0</b>	<b>1</b>	<b>0.5</b>	<b>1</b>	<b>6</b>	<b>3.0</b>	<b>1</b>	<b>1</b>	<b>0</b>	<b>0</b>	<b>17/8.5</b>

### Scott, Cortney

Opponent	Date	Site	G/S	FG	Pct	3-PT	Pct	FT	Pct	OF	DE	RB	AVG	PF	PTS	AVG	A	TO	BK	S	MN/AVG
Northwestern	3/8/01	CHI	1/0	0-0	.000	0-0	.000	0-0	.000	0	1	1	1.0	0	0	0.0	0	0	0	0	5/5.0
Ohio State	3/9/01	CHI	1/0	1-4	.250	0-0	.000	0-0	.000	1	1	2	2.0	1	2	2.0	0	0	0	0	5/5.0
Penn State	3/10/01	CHI	1/0	0-0	.000	0-0	.000	0-0	.000	0	1	1	1.0	4	0	0.0	0	1	0	0	7/7.0
Indiana	3/11/01	CHI	1/0	0-0	.000	0-0	.000	0-0	.000	0	0	0	0.0	1	0	0.0	1	1	0	0	5/5.0
<b>Totals</b>			<b>4/0</b>	<b>1-4</b>	<b>.250</b>	<b>0-0</b>	<b>.000</b>	<b>0-0</b>	<b>.000</b>	<b>1</b>	<b>3</b>	<b>4</b>	<b>1.0</b>	<b>6</b>	<b>2</b>	<b>0.5</b>	<b>1</b>	<b>2</b>	<b>0</b>	<b>0</b>	<b>22/5.5</b>



# IOWA HAWKEYE BASKETBALL

## All-Time Hawkeyes in the Big Ten Tournament

### Settles, Jess

Opponent	Date	Site	G/S	FG	Pct	3-PT	Pct	FT	Pct	OF	DE	RB	AVG	PF	PTS	AVG	A	TO	BK	S	MN/AVG
Wisconsin	3/5/99	CHI	1/1	8-15	.533	4-6	.666	1-2	.500	0	3	3	3.0	5	21	21.0	1	5	0	0	27/27

### Smith, Jason

Opponent	Date	Site	G/S	FG	Pct	3-PT	Pct	FT	Pct	OF	DE	RB	AVG	PF	PTS	AVG	A	TO	BK	S	MN/AVG
Wisconsin	3/5/99	CHI	1/0	0-0	.000	0-0	.000	0-0	.000	0	0	0	0.0	0	0	0.0	0	0	0	0	1/1.0
Minnesota	3/9/00	CHI	1/0	0-0	.000	0-0	.000	0-0	.000	0	0	0	0.0	1	0	0.0	0	0	0	0	1/1.0
Michigan St.	3/10/00	CHI	1/0	0-0	.000	0-0	.000	2-4	.500	0	1	1	1.0	3	2	2.0	0	0	0	2	7/7.0
Northwestern	3/8/01	CHI	1/0	0-1	.000	0-0	.000	2-2	1.000	0	1	1	1.0	2	2	2.0	0	1	0	0	6/6.0
Ohio State	3/9/01	CHI	1/0	0-2	.000	0-1	.000	5-8	.625	0	1	1	1.0	1	5	5.0	1	0	0	0	13/13.0
Penn State	3/10/01	CHI	1/0	3-3	1.000	0-0	.000	0-0	.000	0	2	2	2.0	0	6	6.0	0	1	0	0	15/15.0
Indiana	3/11/01	CHI	1/0	0-0	.000	0-0	.000	0-0	.000	0	0	0	0.0	1	0	0.0	1	0	0	0	7/7.0
<b>Totals</b>			<b>7/0</b>	<b>3-6</b>	<b>.500</b>	<b>0-1</b>	<b>.000</b>	<b>9-14</b>	<b>.643</b>	<b>0</b>	<b>5</b>	<b>5</b>	<b>1.4</b>	<b>8</b>	<b>15</b>	<b>2.1</b>	<b>2</b>	<b>2</b>	<b>0</b>	<b>2</b>	<b>50/7.1</b>

### Smith, Tyler

Opponent	Date	Site	G/S	FG	Pct	3-PT	Pct	FT	Pct	OF	DE	RB	AVG	PF	PTS	AVG	A	TO	BK	S	MN/AVG
Purdue	3/9/07	CHI	1/1	8-14	.571	0-1	.000	1-4	.250	5	2	7	7.0	2	17	17.0	1	6	2	1	37/37.0

### Sonderleiter, Sean

Opponent	Date	Site	G/S	FG	Pct	3-PT	Pct	FT	Pct	OF	DE	RB	AVG	PF	PTS	AVG	A	TO	BK	S	MN/AVG
Northwestern	3/8/01	CHI	1/0	0-0	.000	0-0	.000	0-0	.000	0	0	0	0.0	0	0	0.0	0	1	0	0	4/4.0
Ohio State	3/9/01	CHI	1/0	1-2	.500	0-0	.000	3-4	.750	1	2	3	3.0	3	5	5.0	0	0	2	0	8/8.0
Penn State	3/10/01	CHI	1/0	0-1	.000	0-0	.000	6-8	.750	1	4	5	5.0	3	6	6.0	0	1	0	0	14/14.0
Indiana	3/11/01	CHI	1/0	0-2	.000	0-0	.000	2-2	1.000	2	0	2	2.0	2	2	2.0	0	0	1	0	5/5.0
Purdue	3/7/02	IND	1/0	3-4	.750	0-1	.000	1-3	.333	0	1	1	1.0	4	7	7.0	0	0	0	0	10/10.0
Wisconsin	3/8/02	IND	1/1	1-2	.500	0-0	.000	0-0	.000	1	1	2	2.0	1	2	2.0	0	1	1	0	9/9.0
Indiana	3/9/02	IND	1/1	2-4	.500	0-0	.000	0-1	.000	3	1	4	4.0	5	4	4.0	1	3	0	2	19/19.0
Ohio State	3/10/02	IND	1/1	1-3	.333	0-1	.000	0-0	.000	0	0	0	0.0	0	2	2.0	1	0	0	0	019/19.0
Ohio State	3/13/03	CHI	1/0	2-5	.400	0-0	.000	3-4	.750	3	4	7	7.0	4	7	7.0	0	2	2	1	18/18.0
<b>Totals</b>			<b>9/4</b>	<b>10-23</b>	<b>.434</b>	<b>0-2</b>	<b>.000</b>	<b>15-22</b>	<b>.681</b>	<b>11</b>	<b>13</b>	<b>24</b>	<b>2.6</b>	<b>22</b>	<b>35</b>	<b>3.8</b>	<b>2</b>	<b>8</b>	<b>6</b>	<b>3</b>	<b>106/11.7</b>

### Spurgeon, Kurt

Opponent	Date	Site	G/S	FG	Pct	3-PT	Pct	FT	Pct	OF	DE	RB	AVG	PF	PTS	AVG	A	TO	BK	S	MN/AVG
Michigan	3/12/04	IND	1/0	0-0	.000	0-0	.000	0-0	.000	0	0	0	0.0	0	0	0.0	0	0	0	0	3/3.0

### Stoermer, Jordan

Opponent	Date	Site	G/S	FG	Pct	3-PT	Pct	FT	Pct	OF	DE	RB	AVG	PF	PTS	AVG	A	TO	BK	S	MN/AVG
Michigan State	3/10/11	IND	1/0	0-0	.000	0-0	.000	0-0	.000	0	0	0	0.0	1	0	0.0	0	0	0	0	2/2.0

### Tate, Cyrus

Opponent	Date	Site	G/S	FG	Pct	3-PT	Pct	FT	Pct	OF	DE	RB	AVG	PF	PTS	AVG	A	TO	BK	S	MN/AVG
Purdue	3/9/07	CHI	1/1	0-0	.000	0-0	.000	1-2	.500	2	1	3	3.0	4	1	1.0	0	0	0	1	17/17.0
Michigan	3/13/08	IND	1/1	3-6	.500	0-0	.000	10-17	.588	7	4	11	11.0	4	16	16.0	0	4	1	2	37/37.0
Michigan	3/12/09	IND	1/1	4-5	.800	0-0	.000	4-6	.667	2	2	4	4.0	2	12	12.0	1	1	0	1	26/26.0
<b>Totals</b>			<b>3/2</b>	<b>7-11</b>	<b>.636</b>	<b>0-0</b>	<b>.000</b>	<b>15-25</b>	<b>.600</b>	<b>11</b>	<b>7</b>	<b>18</b>	<b>6.0</b>	<b>10</b>	<b>29</b>	<b>9.7</b>	<b>1</b>	<b>5</b>	<b>1</b>	<b>4</b>	<b>80/26.7</b>

### Thomas, Doug

Opponent	Date	Site	G/S	FG	Pct	3-PT	Pct	FT	Pct	OF	DE	RB	AVG	PF	PTS	AVG	A	TO	BK	S	MN/AVG
Purdue	3/10/05	CHI	1/0	1-4	.250	0-0	.000	1-2	.500	1	3	4	4.0	2	3	3.0	1	0	0	1	15/15.0
Michigan St.	3/11/05	CHI	1/0	2-5	.400	0-0	.000	3-7	.428	3	8	11	11.0	4	7	7.0	1	2	0	0	26/26.0
Wisconsin	3/12/05	CHI	1/0	0-0	.000	0-0	.000	0-0	.000	0	2	2	2.0	3	0	0.0	0	1	0	0	10/10.0
Minnesota	3/10/06	IND	1/0	2-4	.500	0-0	.000	0-0	.000	2	5	7	7.0	1	4	4.0	3	1	0	0	20/20.0
Michigan St.	3/11/06	IND	1/0	2-2	1.000	0-0	.000	0-0	.000	1	2	3	3.0	2	4	4.0	0	1	0	1	17/17.0
Ohio State	3/12/06	IND	1/0	0-1	.000	0-0	.000	1-2	.500	0	2	2	2.0	0	1	2.0	0	0	0	0	18/18.0
<b>Totals</b>			<b>6/0</b>	<b>7-16</b>	<b>.437</b>	<b>0-0</b>	<b>.000</b>	<b>5-11</b>	<b>.454</b>	<b>7</b>	<b>22</b>	<b>29</b>	<b>4.8</b>	<b>12</b>	<b>19</b>	<b>3.1</b>	<b>5</b>	<b>5</b>	<b>0</b>	<b>1</b>	<b>106/17.6</b>



# IOWA HAWKEYE BASKETBALL

## All-Time Hawkeyes in the Big Ten Tournament

### Thompson, Alex

Opponent	Date	Site	G/S	FG	Pct	3-PT	Pct	FT	Pct	OF	DE	RB	AVG	PF	PTS	AVG	A	TO	BK	S	MN/AVG
Purdue	3/10/05	CHI	1/0	2-2	1.000	0-0	.000	0-0	.000	1	4	5	5.0	1	4	4.0	0	0	1	0	16/16.0
Michigan St.	3/11/05	CHI	1/0	0-1	.000	0-0	.000	1-2	.500	0	2	2	2.0	2	1	1.0	1	1	0	0	11/11.0
Wisconsin	3/12/05	CHI	1/0	0-0	.000	0-0	.000	0-0	.000	0	1	1	1.0	1	0	0.0	0	0	0	0	9/9.0
Minnesota	3/10/06	IND	1/0	0-1	.000	0-0	.000	0-0	.000	0	1	1	1.0	0	0	0.0	0	1	0	0	9/9.0
Michigan St.	3/11/06	IND	1/0	0-0	.000	0-0	.000	0-0	.000	0	2	2	2.0	0	0	0.0	0	1	0	0	8/8.0
Ohio State	3/12/06	IND	1/0	1-1	1.000	1-1	1.000	0-0	.000	0	1	1	1.0	1	3	3.0	2	1	0	0	7/7.0
<b>Totals</b>			<b>6/0</b>	<b>3-5</b>	<b>.600</b>	<b>1-1</b>	<b>1.000</b>	<b>1-2</b>	<b>.500</b>	<b>1</b>	<b>11</b>	<b>12</b>	<b>2.0</b>	<b>5</b>	<b>8</b>	<b>1.3</b>	<b>3</b>	<b>4</b>	<b>1</b>	<b>0</b>	<b>60/10.0</b>

### Thompson, Rod

Opponent	Date	Site	G/S	FG	Pct	3-PT	Pct	FT	Pct	OF	DE	RB	AVG	PF	PTS	AVG	A	TO	BK	S	MN/AVG
Minnesota	3/9/00	CHI	1/0	2-6	.333	0-0	.000	1-2	.500	2	2	4	4.0	3	5	5.0	2	0	1	0	15/15.0
Michigan St.	3/10/00	CHI	1/0	1-7	.143	0-2	.000	0-0	.000	2	2	4	4.0	2	2	2.0	1	0	0	1	24/24.0
Northwestern	3/8/01	CHI	1/0	0-0	.000	0-0	.000	0-0	.000	0	0	0	0.0	2	0	0.0	1	0	0	0	8/8.0
Ohio State	3/9/01	CHI	1/0	0-3	.000	0-0	.000	0-0	.000	1	0	1	1.0	0	0	0.0	0	0	0	0	3/3.0
Penn State	3/10/01	CHI	1/0	0-2	.000	0-1	.000	0-0	.000	1	1	2	2.0	0	0	0.0	0	1	0	0	6/6.0
Indiana	3/11/01	CHI	1/0	0-0	.000	0-0	.000	2-2	1.000	0	0	0	0.0	0	2	2.0	0	0	0	0	1/1.0
Purdue	3/7/02	IND	1/0	0-2	.000	0-2	.000	0-0	.000	0	0	0	0.0	0	0	0.0	0	0	0	0	1/1.0
Indiana	3/9/02	IND	1/0	0-2	.000	0-2	.000	0-0	.000	0	0	0	0.0	2	0	0.0	1	0	0	1	4/4.0
Ohio State	3/10/02	IND	1/0	0-0	.000	0-0	.000	0-0	.000	0	2	2	2.0	0	0	0.0	0	0	0	0	3/3.0
<b>Totals</b>			<b>9/0</b>	<b>3-22</b>	<b>.136</b>	<b>0-7</b>	<b>.000</b>	<b>3-4</b>	<b>.750</b>	<b>6</b>	<b>7</b>	<b>13</b>	<b>1.4</b>	<b>9</b>	<b>9</b>	<b>1.0</b>	<b>5</b>	<b>1</b>	<b>1</b>	<b>2</b>	<b>65/7.2</b>

### Wessels, Brett

Opponent	Date	Site	G/S	FG	Pct	3-PT	Pct	FT	Pct	OF	DE	RB	AVG	PF	PTS	AVG	A	TO	BK	S	MN/AVG
Purdue	3/9/07	CHI	1/0	0-0	.000	0-0	.000	0-0	.000	0	0	0	0.0	0	0	0.0	0	0	0	0	1/1.0

### White, Aaron

Opponent	Date	Site	G/S	FG	Pct	3-PT	Pct	FT	Pct	OF	DE	RB	AVG	PF	PTS	AVG	A	TO	BK	S	MN/AVG
Illinois	3/8/12	IND	1/1	5-9	.556	1-3	.333	2-4	.500	2	7	9	9.0	4	13	13.0	1	0	0	3	28/28.0
Michigan State	3/9/12	IND	1/1	2-6	.333	0-3	.000	3-8	.375	1	2	3	3.0	4	7	7.0	0	2	2	1	19/19.0
Northwestern	3/14/13	CHI	1/1	3-7	.429	0-2	.000	3-5	.600	2	2	4	4.0	0	9	9.0	1	0	2	0	33/33.0
Michigan State	3/15/13	CHI	1/1	2-5	.400	1-3	.333	0-0	.000	0	0	0	0.0	1	8	8.0	0	0	2	0	30/30.0
<b>Totals</b>			<b>4/4</b>	<b>12/27</b>	<b>.444</b>	<b>2-11</b>	<b>.018</b>	<b>8-17</b>	<b>.471</b>	<b>5</b>	<b>11</b>	<b>16</b>	<b>4.0</b>	<b>9</b>	<b>37</b>	<b>9.25</b>	<b>2</b>	<b>2</b>	<b>6</b>	<b>4</b>	<b>110/27.5</b>

### Wieck, Justin

Opponent	Date	Site	G/S	FG	Pct	3-PT	Pct	FT	Pct	OF	DE	RB	AVG	PF	PTS	AVG	A	TO	BK	S	MN/AVG
Purdue	3/10/05	CHI	1/0	0-0	.000	0-0	.000	0-0	.000	0	0	0	0.0	0	0	0.0	0	0	0	0	1/1.0

### Williams, John Carl

Opponent	Date	Site	G/S	FG	Pct	3-PT	Pct	FT	Pct	OF	DE	RB	AVG	PF	PTS	AVG	A	TO	BK	S	MN/AVG
Minnesota	3/10/00	CHI	1/0	0-0	.000	0-0	.000	0-0	.000	0	0	0	0.0	0	0	0.0	0	0	0	0	1/1.0

### Worley, Glen

Opponent	Date	Site	G/S	FG	Pct	3-PT	Pct	FT	Pct	OF	DE	RB	AVG	PF	PTS	AVG	A	TO	BK	S	MN/AVG
Northwestern	3/8/01	CHI	1/1	7-10	.700	0-0	.000	4-7	.571	3	2	5	5.0	1	18	18.0	0	3	0	0	30/30.0
Ohio State	3/9/01	CHI	1/1	4-7	.571	1-1	1.000	9-10	.900	1	2	3	3.0	5	18	18.0	1	0	0	0	27/27.0
Penn State	3/10/01	CHI	1/1	2-3	.666	0-0	.000	4-5	.800	1	3	4	4.0	0	8	8.0	0	2	0	0	18/18.0
Indiana	3/11/01	CHI	1/1	2-6	.333	0-0	.000	4-7	.571	3	1	4	4.0	1	8	8.0	1	4	0	0	31/31.0
Purdue	3/7/02	IND	1/0	3-4	.750	0-0	.000	3-4	.750	1	4	5	5.0	4	9	9.0	0	2	1	0	13/13.0
Wisconsin	3/8/02	IND	1/0	3-4	.750	0-0	.000	4-6	.666	2	0	2	2.0	2	10	10.0	1	2	2	0	28/28.0
Indiana	3/9/03	IND	1/0	0-2	.000	0-0	.000	0-0	.000	0	1	1	1.0	4	0	0.0	0	2	0	2	9/9.0
Ohio State	3/10/02	IND	1/0	1-4	.250	0-1	.000	2-4	.500	2	2	4	4.0	1	4	4.0	2	2	2	0	17/17.0
Ohio State	3/13/03	CHI	1/1	5-7	.712	1-1	1.000	0-2	.000	0	2	2	2.0	4	11	1.0	0	2	1	0	26/26.0
Michigan	3/12/04	IND	1/1	1-3	.500	0-0	.000	1-2	.500	0	1	1	1.0	5	3	3.0	1	4	1	0	20/20.0
<b>Totals</b>			<b>11/7</b>	<b>32-49</b>	<b>.653</b>	<b>2-3</b>	<b>.666</b>	<b>31-47</b>	<b>.659</b>	<b>13</b>	<b>18</b>	<b>31</b>	<b>2.8</b>	<b>27</b>	<b>89</b>	<b>8.1</b>	<b>6</b>	<b>23</b>	<b>7</b>	<b>2</b>	<b>219/19.9</b>



# IOWA HAWKEYE BASKETBALL

## *All-Time Hawkeyes in the Big Ten Tournament*

Woodbury, Adam

Opponent	Date	Site	G/S	FG	Pct	3-PT	Pct	FT	Pct	OF	DE	RB	AVG	PF	PTS	AVG	A	TO	BK	S	MN/AVG
Northwestern	3/14/13	CHI	1/1	3-8	.375	0-0	.000	1-1	1.00	1	3	4	4.0	2	7	7.0	1	2	0	2	33/33.0
Michigan State	3/15/13	CHI	1/1	1-1	1.00	0-0	.000	0-0	.000	0	0	0	0.0	2	5	5.0	0	1	0	1	27/27.0
Totals			2/2	4-9	.444	0-0	.000	1-1	1.00	1	3	4	2.0	4	12	6.0	1	3	0	3	60/30.0



# IOWA HAWKEYE BASKETBALL

## Iowa's Big Ten Tournament Summaries

### (1) MICHIGAN 77, IOWA 66

March 6, 1998, United Center, Chicago, IL

#### IOWA -- 66 (5 seed)

Name	FG	3-PT	FT	RB	PF	TP	A	TO	BK	S	MN
Davis	5-13	0-3	3-4	5	3	13	1	3	0	2	36
Moore	2-6	0-1	2-2	7	3	6	3	1	0	1	27
Bowen	6-10	1-1	6-8	8	1	19	1	2	0	1	28
Oliver	3-8	0-1	1-1	3	0	7	4	1	0	3	33
McCausland	3-7	1-6	0-0	2	2	8	1	0	0	1	29
Bauer	0-0	0-0	0-0	0	0	0	0	0	0	0	1
Galloway	1-5	1-5	0-0	1	1	3	1	1	0	0	13
Koch	0-1	0-1	2-2	3	2	2	0	0	0	0	7
Luehrsmann	2-6	2-4	0-0	2	2	6	3	1	0	0	19
Rucker	1-5	0-0	0-0	1	0	2	0	0	0	0	7
Team				1				1			
Totals	23-62	6-22	14-17	33	14	66	14	10	0	8	200
FG%:	.371				.273			.824			

#### MICHIGAN -- 77 (4 seed)

Name	FG	3-PT	FT	RB	PF	TP	A	TO	BK	S	MN
Conlan	4-8	2-4	0-0	3	1	10	5	2	1	2	39
Ward	8-14	3-5	1-1	4	5	20	2	0	1	0	32
Traylor	5-11	0-0	0-2	16	1	10	0	5	2	1	38
Reid	4-8	4-7	0-0	1	3	12	6	0	0	0	37
Bullock	8-13	1-2	4-5	5	2	21	6	5	0	1	36
Asselin	0-0	0-0	0-0	0	0	0	0	0	0	0	5
Baston	1-2	0-0	0-0	2	5	2	1	1	0	0	11
Smith	0-0	0-0	2-4	0	0	2	1	0	1	0	2
Team				6							
Totals	30-56	10-18	7-12	37	17	77	21	13	5	4	200
FG%:	.536				.556			.583			

#### Score by Periods:

Iowa	32	34	66
Michigan	42	35	77

ATTENDANCE: 21,711

### (2) WISCONSIN 74, IOWA 60

March 5, 1999, United Center, Chicago, IL

#### IOWA -- 60 (5 seed)

Name	FG	3-PT	FT	RB	PF	TP	A	TO	BK	S	MN
Bauer	1-1	0-0	0-0	1	0	2	3	1	0	1	18
Settles	8-15	4-6	1-2	3	5	21	1	5	0	0	27
Koch	3-6	0-1	0-0	4	1	6	1	4	1	1	25
Oliver	4-9	0-2	2-4	5	5	10	2	3	0	3	28
MacCausland	2-7	2-7	2-2	3	1	8	1	0	0	2	29
Price	0-0	0-0	0-0	0	0	0	0	0	0	0	1
Rucker	2-3	0-0	0-0	0	1	4	1	1	0	0	10
Jaacks	0-2	0-2	0-2	3	4	0	1	2	0	0	14
Henderson	0-3	0-2	0-0	2	0	0	0	0	0	0	3
Luehrsmann	1-3	0-0	1-2	3	4	3	5	1	0	2	23
Range	3-5	0-0	0-0	1	1	6	1	3	0	2	21
Smith	0-0	0-0	0-0	0	0	0	0	0	0	0	1
Team				3							
Totals	24-54	6-20	6-12	28	22	60	16	20	1	11	200
FG%:	.536				.556			.583			

#### WISCONSIN -- 74 (4 seed)

Name	FG	3-PT	FT	RB	PF	TP	A	TO	BK	S	MN
Kowske	2-2	0-0	3-6	5	2	7	1	1	2	0	22
Linton	2-4	0-0	2-2	4	3	6	5	4	0	1	33
Wills	5-6	0-0	3-4	7	3	13	2	1	1	0	26
Calderwood	4-5	3-4	3-4	0	2	14	2	6	0	1	28
Mason	6-11	4-7	6-9	3	2	22	3	2	0	1	32
Bryant	3-5	2-3	0-0	1	1	8	2	0	0	0	20
Kelley	2-3	0-1	0-0	0	4	4	3	3	0	1	22
Versaw	0-3	0-0	0-1	1	0	0	1	1	0	0	17
Team				4							
Totals	24-39	9-15	17-26	25	17	74	19	18	3	4	200
FG%:	.615				.600			.654			

#### Score by Periods:

Iowa	25	36	60
Wisconsin	23	51	74

ATTENDANCE: 19,269

### (3) IOWA 81, MINNESOTA 78

March 9, 2000, United Center, Chicago, IL

#### MINNESOTA -- 78 (10 seed)

Name	FG	3-PT	FT	RB	PF	TP	A	TO	BK	S	MN
Schilling	6-11	1-3	2-2	0	5	14	1	2	0	3	25
Rychart	6-14	0-0	6-7	16	4	18	3	4	0	1	30
Wildenborg	2-3	0-0	0-0	4	4	4	0	2	1	1	20
Ohnstad	0-4	0-3	0-0	0	1	0	3	1	0	0	19
Simmons	5-12	2-5	8-9	1	3	20	6	1	0	2	35
Sinville	2-3	0-0	1-3	3	4	5	0	2	0	0	18
Burleson	4-5	1-2	0-0	4	1	9	3	1	0	2	27
Keating	0-0	0-0	0-0	1	0	0	2	0	0	0	6
Sanden	2-5	0-1	3-4	1	3	7	1	0	1	0	19
Aune	0-0	0-0	0-0	0	0	0	0	0	0	0	1
Team				6							
Totals	27-57	4-14	20-25	36	25	78	19	13	2	9	200
FG%:	.474				.286			.800			

#### IOWA -- 78 (7 seed)

Name	FG	3-PT	FT	RB	PF	TP	A	TO	BK	S	MN
Henderson	1-5	0-0	5-6	4	4	7	2	0	0	0	27
Griffin	5-14	3-6	1-4	2	2	14	2	1	0	0	33
Jaacks	6-10	1-3	5-6	6	4	18	0	2	0	0	34
Price	1-3	0-0	2-2	2	1	4	6	1	0	3	28
Oliver	0-5	0-0	0-7	7	3	0	4	6	0	1	31
Fermino	1-1	0-0	1-1	1	1	3	0	0	0	0	4
Thompson	2-6	0-0	1-2	4	3	5	2	0	1	0	15
Galloway	7-9	5-7	11-11	3	2	30	4	0	0	1	27
Smith	0-0	0-0	0-0	0	1	0	0	0	0	0	1
Team				1							
Totals	23-53	9-16	26-34	30	21	81	20	10	1	5	200
FG%:	.434				.563			.765			

#### Score by Periods:

Minnesota	30	48	78
Iowa	46	35	81

ATTENDANCE: 17,741

### (4) MICHIGAN STATE 75, IOWA 65

March 10, 2000, United Center, Chicago, IL

#### IOWA -- 65 (7 seed)

Name	FG	3-PT	FT	RB	PF	TP	A	TO	BK	S	MN
Griffin	4-13	1-5	3-4	6	4	12	4	1	0	0	32
Henderson	2-7	0-0	1-2	9	2	5	1	1	0	0	29
Jaacks	4-9	1-2	0-2	8	5	9	0	2	0	0	23
Price	1-1	0-0	0-0	0	2	2	2	1	0	0	15
Oliver	11-17	4-8	4-5	1	1	30	4	3	0	1	38
Fermino	0-0	0-0	0-0	0	0	0	0	0	0	0	3
Gomes	0-0	0-0	0-0	0	0	0	0	0	0	0	1
Thompson	1-7	0-2	0-0	4	2	2	1	0	0	1	24
Galloway	1-6	1-4	0-0	2	3	3	3	1	0	0	27
Smith	0-0	0-0	2-4	1	3	2	0	0	0	2	7
Williams	0-0	0-0	0-0	0	0	0	0	0	0	0	1
Team				4							
Totals	24-60	7-21	10-17	35	22	65	15	9	0	4	200
FG%:	.400				.333			.588			

#### MICHIGAN STATE -- 75 (2 seed)

Name	FG	3-PT	FT	RB	PF	TP	A	TO	BK	S	MN
Peterson	7-16	4-6	4-6	9	1	22	2	0	0	0	34
Granger	2-5	1-3	5-6	9	3	10	0	2	1	0	26
Hutson	4-6	0-0	11-2	5	2	9	1	2	0	1	30
Cleaves	5-11	1-3	3-4	2	2	14	7	4	0	1	36
Bell	6-10	1-4	3-3	3	4	16	6	2	1	3	30
Smith	0-0	0-0	0-0	0	0	0	0	0	0	0	1
Chappel	0-0	0-0	0-0	1	2	0	0	1	0	0	9
Richardson	0-1	0-0	4-4	2	2	4	1	1	0	0	17
Ballinger	0-1	0-0	0-1	4	2	0	1	0	0	0	17
Team				2							
Totals	24-50	7-16	20-26	37	18	75	18	12	2	5	200
FG%:	.480				.438			.769			

#### Score by Periods:

Iowa	32	33	65
Michigan State	36	39	75

ATTENDANCE: 19,627



# IOWA HAWKEYE BASKETBALL

## Iowa's Big Ten Tournament Summaries

### (5) IOWA 72, NORTHWESTERN 55

March 8, 2001, United Center, Chicago, IL

#### NORTHWESTERN - - 55 (11 seed)

Name	FG	3-PT	FT	RB	PF	TP	A	TO	BK	S	MN
Johnson	9-13	6-9	0-0	0	4	24	2	1	0	1	33
Blake	4-12	2-7	2-2	4	5	12	1	3	0	3	39
Hardy	3-10	0-3	1-1	3	4	7	4	2	1	4	35
Drayton	3-7	1-2	0-1	2	4	7	8	3	0	3	39
Young	2-8	0-4	0-0	2	4	7	8	3	0	3	39
Hughes	0-1	0-0	0-0	0	1	0	0	0	0	1	1
Burke	0-3	0-2	1-2	4	1	1	1	0	0	1	11
Towne	0-0	0-0	0-0	0	0	0	0	0	0	0	1
McCants	0-2	0-1	0-0	2	0	0	0	0	0	0	1
Jennings	0-2	0-2	0-0	0	0	0	0	0	0	0	5
Team				4							
Totals	21-58	9-30	4-6	21	23	55	19	11	1	14	200
FG%	.362	3-PT%	.300			FT%	.667				

#### IOWA - - 72 (6 seed)

Name	FG	3-PT	FT	RB	PF	TP	A	TO	BK	S	MN
Worley	7-10	0-0	4-7	5	1	18	0	3	0	0	30
Henderson	4-4	1-1	2-2	7	2	11	1	3	0	1	31
Evans	8-12	0-0	4-6	14	1	20	3	4	0	0	36
Boyd	2-4	1-3	1-2	4	3	6	7	5	0	2	35
Oliver	3-11	1-4	6-8	5	2	13	3	2	0	2	39
Reiner	0-0	0-0	2-2	1	0	2	0	0	0	0	1
Thompson	0-0	0-0	0-0	0	2	0	1	0	0	0	8
Galloway	0-0	0-0	0-0	1	0	0	1	1	0	0	5
Smith	0-1	0-0	2-2	1	2	2	0	1	0	0	6
Scott	0-0	0-0	0-0	1	0	0	0	0	0	0	5
Sonderleiter	0-0	0-0	0-0	0	0	0	0	1	0	0	4
Team				2							
Totals	24-42	3-8	21-29	41	13	72	16	20	0	4	200
FG%	.571	3-PT%				FT%	.724				

#### Score by Periods:

Northwestern	15	40	55
Iowa	30	42	72

ATTENDANCE: 20,003

### (6) IOWA 75, OHIO STATE 66

March 9, 2001, United Center, Chicago, IL

#### IOWA - - 75 (6 seed)

Name	FG	3-PT	FT	RB	PF	TP	A	TO	BK	S	MN
Worley	4-7	1-1	9-10	3	5	18	1	0	0	0	27
Henderson	4-6	1-1	1-3	4	4	10	1	1	1	0	27
Evans	2-5	0-0	2-5	8	3	6	3	4	3	0	31
Boyd	2-6	1-3	4-4	1	4	9	3	4	0	1	31
Oliver	3-11	3-6	7-9	4	2	16	6	3	0	3	40
Reiner	2-4	0-0	0-2	4	2	4	1	0	1	0	12
Thompson	0-3	0-0	0-0	1	0	0	0	0	0	0	3
Galloway	0-0	0-0	0-0	0	1	0	0	0	0	0	3
Smith	0-2	0-1	5-8	1	1	5	1	0	0	0	13
Scott	1-4	0-0	0-0	2	1	2	0	0	0	0	5
Sonderleiter	1-2	0-0	3-4	3	3	5	0	0	2	0	8
Team				9							
Totals	19-50	6-12	31-45	40	26	75	16	12	7	4	200
FG%	.380	3-PT%				FT%	.689				

#### OHIO STATE - - 66 (3 seed)

Name	FG	3-PT	FT	RB	PF	TP	A	TO	BK	S	MN
Williams	0-2	0-0	0-0	5	3	0	1	1	1	1	16
Savovic	4-7	0-1	6-9	5	5	14	2	2	0	1	37
Johnson	2-3	0-0	8-10	6	4	12	0	3	2	0	16
Connolly	0-5	0-3	4-4	0	4	4	2	0	1	1	26
Brown	5-13	1-3	7-11	6	2	18	2	3	0	0	36
Darby	3-6	2-3	2-2	2	4	10	1	4	1	0	24
Robinson	0-0	0-0	0-0	0	0	0	0	1	0	0	2
Radinovic	0-0	0-0	0-2	1	0	0	0	0	0	0	3
Smith	0-0	0-0	0-0	0	1	0	0	0	0	0	1
Dudley	4-10	0-0	0-1	4	3	8	0	2	2	1	26
Martin	0-0	0-0	0-0	3	5	0	2	0	0	2	12
Team				3							
Totals	18-46	3-10	27-39	36	31	66	10	16	7	6	200
FG%	.391	3-PT%	.300			FT%	.692				

#### Score by Periods:

Iowa	22	53	75
Ohio State	33	33	66

ATTENDANCE: 21,739

### (7) IOWA 94, PENN STATE 74

March 10, 2001, United Center, Chicago, IL

#### PENN STATE - - 74 (7 seed)

Name	FG	3-PT	FT	RB	PF	TP	A	TO	BK	S	MN
Cline-Heard	7-13	0-0	12-14	4	4	26	1	1	0	1	34
Ivory	1-9	1-7	0-0	1	5	3	3	1	0	2	24
Smith	1-4	0-0	0-0	2	3	2	1	0	0	0	27
Crispin	0-3	0-1	0-0	1	3	0	2	1	0	0	23
Crispin	6-15	3-9	4-4	1	4	19	2	3	1	1	34
Tate	1-2	1-2	2-2	1	2	5	1	0	1	0	17
Krimmel	1-1	0-0	1-2	0	0	3	0	0	0	0	4
Watkins	3-5	1-2	3-4	1	2	10	1	0	0	0	11
Chambliss	0-3	0-2	0-0	2	1	0	0	0	0	0	6
Banta	0-1	0-0	4-4	2	4	4	0	0	0	0	13
Egekeze	1-1	0-0	0-0	0	1	2	1	0	0	0	7
Team				3							
Totals	21-57	6-23	26-30	18	29	74	12	6	2	4	200
FG%	.368	3-PT%	.261			FT%	.867				

#### IOWA - - 94 (6 seed)

Name	FG	3-PT	FT	RB	PF	TP	A	TO	BK	S	MN
Worley	2-3	0-0	4-5	4	5	8	0	2	0	0	18
Henderson	5-5	1-1	2-3	4	3	13	2	3	0	1	25
Evans	9-14	0-0	12-17	18	2	30	1	1	1	0	34
Boyd	2-8	2-5	4-4	3	0	10	3	0	0	1	32
Oliver	4-6	1-2	6-9	4	2	15	8	3	0	1	32
Beutjer	0-2	0-0	0-0	1	1	0	0	0	0	0	2
Reiner	2-3	0-0	2-2	4	5	6	1	1	0	1	12
Thompson	0-2	0-1	0-0	2	0	0	0	1	0	0	6
Galloway	0-0	0-0	0-0	0	0	0	0	0	0	0	3
Smith	3-3	0-0	0-0	2	0	6	0	1	0	0	15
Scott	0-0	0-0	0-0	1	4	0	0	1	0	0	7
Sonderleiter	0-1	0-0	6-8	5	3	6	0	1	0	0	14
Team				1							
Totals	27-47	4-9	36-48	48	25	94	15	14	1	4	200
FG%	.574	3-PT%	.444			FT%	.750				

#### Score by Periods:

Penn State	33	41	74
Iowa	49	45	94

ATTENDANCE: 23,418

### (8) IOWA 63, INDIANA 61

March 11, 2001, United Center, Chicago, IL

#### IOWA - - 63 (6 seed)

Name	FG	3-PT	FT	RB	PF	TP	A	TO	BK	S	MN
Worley	2-6	0-0	4-7	4	1	8	1	4	0	0	31
Henderson	3-7	1-3	0-2	5	2	7	2	1	0	1	33
Evans	2-5	0-0	4-4	11	4	8	1	2	2	0	38
Boyd	8-12	4-8	2-2	4	1	22	3	1	0	1	33
Oliver	4-12	0-3	4-9	2	4	12	3	1	0	1	39
Reiner	1-2	0-0	0-2	4	3	2	0	1	0	0	8
Thompson	0-0	0-0	2-2	0	0	2	0	0	0	0	1
Smith	0-0	0-0	0-0	0	1	0	1	0	0	0	7
Scott	0-0	0-0	0-0	0	1	0	1	1	0	0	5
Sonderleiter	0-2	0-0	2-2	2	2	2	0	0	1	0	5
Team				1							
Totals	20-46	5-14	18-30	33	19	63	12	11	3	3	200
FG%	.435	3-PT%	.357			FT%	.600				

#### INDIANA - - 61 (4 seed)

Name	FG	3-PT	FT	RB	PF	TP	A	TO	BK	S	MN
Jeffries	6-10	2-3	3-4	7	4	17	4	1	3	0	36
Newton	0-0	0-0	0-2	2	3	0	2	0	1	0	16
Haston	9-22	1-6	5-8	12	3	24	1	3	1	1	40
Coverdale	3-9	0-3	2-2	2	5	8	5	2	0	0	39
Fife	1-3	0-2	2-2	1	4	4	1	2	0	4	39
Moye	3-3	0-0	0-0	2	2	6	0	1	1	0	16
Odle	1-3	0-0	0-1	5	2	2	0	1	1	0	14
Team				2							
Totals	23-50	3-14	12-19	33	23	61	13	10	7	5	200
FG%	.460	3-PT%	.214			FT%	.632				

#### Score by Periods:

Iowa	26	37	63
Indiana	32	29	61

ATTENDANCE: 22,081





# IOWA HAWKEYE BASKETBALL

## Iowa's Big Ten Tournament Summaries

### (9) IOWA 87, PURDUE 72 March 7, 2002, Consecro Fieldhouse, Indianapolis, IN

#### IOWA - - 87 (9 seed)

Name	FG	3-PT	FT	RB	PF	TP	A	TO	BK	S	MN
Evans	6-10	0-0	7-12	18	3	19	1	2	0	3	37
Sonderleiter	3-4	0-1	1-3	1	4	7	0	0	0	0	10
Leslie	4-8	1-2	0-0	0	4	9	2	1	0	0	23
Pierce	3-7	0-0	3-3	2	1	9	5	2	1	0	31
Recker	9-10	2-2	5-7	6	3	25	4	5	1	1	37
Hogan	0-1	0-1	1-2	1	1	1	0	0	0	0	6
Worley	3-4	0-0	3-4	5	4	9	0	2	1	0	13
Reiner	1-3	0-0	0-0	0	3	2	1	3	1	0	20
Boyd	2-5	2-4	0-0	0	0	6	0	0	0	1	15
Henderson	0-0	0-0	0-0	1	1	0	1	0	0	0	7
Thompson	0-2	0-2	0-0	0	0	0	0	0	0	0	1
Team				7							
Totals	31-54	5-12	20-31	41	24	87	14	15	4	5	200
	FG%:	.574	3-PT%:		.471	FT%:		.645			

#### PURDUE - - 72 (8 seed)

Name	FG	3-PT	FT	RB	PF	TP	A	TO	BK	S	MN
Smith	6-11	0-2	1-2	5	4	13	1	2	0	2	26
Allison	2-5	0-0	7-10	3	3	11	1	2	2	0	19
Deane	5-13	3-9	3-4	1	4	16	3	3	0	0	25
Lewis	6-14	3-9	0-0	2	2	15	1	0	0	0	30
Marshall	1-6	1-6	3-4	4	4	6	3	1	0	1	31
Buscher	1-2	0-0	0-0	2	2	2	0	0	0	1	12
Parkinson	1-2	0-0	2-3	1	1	4	3	0	0	2	18
Carroll	0-1	0-0	1-2	2	2	1	0	0	0	0	15
Kilgore	0-2	0-2	0-0	0	1	0	0	0	0	0	13
Garrity	2-3	0-0	0-0	4	1	4	0	1	0	0	11
Team				4	1						
Totals	24-59	7-28	17-25	28	25	72	12	9	2	6	200
	FG%:	.407	3-PT%:		.250	FT%:		.680			

#### Score by Periods:

Iowa	46	41	87
Purdue	34	38	72

ATTENDANCE: 18,418

### (10) IOWA 58, WISCONSIN 56 March 8, 2002, Consecro Fieldhouse, Indianapolis, IN

#### IOWA - - 58 (9 seed)

Name	FG	3-PT	FT	RB	PF	TP	A	TO	BK	S	MN
Evans	2-6	0-0	0-1	8	4	4	0	3	1	1	35
Sonderleiter	1-2	0-0	0-0	2	1	2	0	1	1	0	9
Leslie	2-5	0-1	1-2	1	2	5	0	2	0	3	19
Pierce	1-6	0-1	0-0	1	1	2	1	2	0	1	25
Recker	9-14	4-6	6-6	2	3	28	0	5	0	5	36
Hogan	0-0	0-0	0-0	0	2	0	0	1	0	0	4
Worley	3-4	0-0	4-6	2	2	10	1	2	2	0	28
Reiner	0-0	0-0	0-0	2	0	0	0	0	1	0	7
Boyd	1-6	1-4	1-2	4	0	4	3	0	0	2	21
Henderson	1-1	0-0	1-1	1	2	3	0	2	0	1	16
Team				4							
Totals	20-44	5-12	13-18	27	17	58	7	18	5	13	200
	FG%:	.455	3-PT%:		.417	FT%:		.722			

#### WISCONSIN - - 56 (1 seed)

Name	FG	3-PT	FT	RB	PF	TP	A	TO	BK	S	MN
Penney	7-11	3-4	2-2	0	3	19	3	3	0	0	27
Wills	7-12	2-3	0-0	2	2	16	0	3	0	1	38
Mader	0-1	0-0	0-0	4	3	0	1	5	0	0	21
Davis	0-5	0-3	3-3	9	2	3	4	4	0	1	39
Harris	4-6	2-3	4-4	3	2	14	0	3	0	4	34
Owens	0-3	0-0	0-0	1	3	0	1	1	0	1	16
Plank	0-0	0-0	0-0	1	0	0	1	0	0	0	5
Wilkinson	1-5	0-1	2-3	0	3	4	0	1	0	2	20
Team				4							
Totals	19-43	7-14	11-12	24	18	56	10	22	0	9	200
	FG%:	.442	3-PT%:		.500	FT%:		.917			

#### Score by Periods:

Iowa	21	37	58
Wisconsin	26	30	56

ATTENDANCE: 18,996

### (11) IOWA 62, INDIANA 60 March 9, 2002, Consecro Fieldhouse, Indianapolis, IN

#### IOWA - - 62 (9 seed)

Name	FG	3-PT	FT	RB	PF	TP	A	TO	BK	S	MN
Evans	2-10	0-0	7-12	10	3	11	1	4	0	2	39
Sonderleiter	2-4	0-0	0-1	4	5	4	1	3	0	2	19
Leslie	1-3	0-0	3-3	3	0	5	1	2	0	0	23
Pierce	3-10	1-1	4-4	7	2	11	1	1	0	1	28
Recker	6-10	3-6	2-2	2	2	17	1	1	1	0	35
Hogan	0-2	0-1	0-0	0	2	0	0	0	0	0	2
Worley	0-2	0-0	0-0	1	4	0	0	2	0	2	9
Reiner	0-0	0-0	0-0	0	0	0	1	0	0	0	1
Boyd	3-6	3-5	1-2	1	0	10	0	0	0	0	26
Henderson	1-3	0-0	2-2	2	3	4	0	1	0	0	14
Thompson	0-2	0-2	0-0	0	2	0	1	0	0	1	4
Team				6							
Totals	18-52	7-15	19-26	36	23	62	7	14	1	8	200
	FG%:	.346	3-PT%:		.467	FT%:		.731			

#### INDIANA - - 60 (4 seed)

Name	FG	3-PT	FT	RB	PF	TP	A	TO	BK	S	MN
Jefferies	3-10	0-0	4-8	4	2	10	2	3	2	1	34
Odle	3-3	0-0	0-0	3	4	6	0	3	0	0	13
Coverdale	2-6	1-5	6-6	2	2	11	3	4	1	3	36
Fife	1-8	1-6	0-0	4	2	3	2	1	0	0	32
Hornsby	2-6	1-3	0-0	2	2	5	0	0	0	0	16
Moye	5-6	2-2	2-2	1	4	14	1	1	0	1	25
Leach	0-1	0-0	0-0	1	1	0	0	1	0	0	4
Perry	2-3	0-1	0-1	1	3	4	1	0	0	0	13
Newton	2-8	0-0	3-4	8	3	7	0	1	7	1	27
Team				11							
Totals	20-51	5-17	14-21	37	23	60	9	14	10	6	200
	FG%:	.392	3-PT%:		.294	FT%:		.714			

#### Score by Periods:

Iowa	30	32	62
Indiana	33	27	60

ATTENDANCE: 18,996

### (12) OHIO STATE 81, IOWA 64 March 10, 2002, Consecro Fieldhouse, Indianapolis, IN

#### IOWA - - 64 (9 seed)

Name	FG	3-PT	FT	RB	PF	TP	A	TO	BK	S	MN
Evans	4-9	0-0	5-6	8	4	13	1	3	0	1	34
Sonderleiter	1-3	0-1	0-0	0	0	2	1	0	0	0	19
Leslie	2-5	0-2	0-0	2	2	4	1	4	0	1	19
Pierce	3-7	0-2	0-0	2	1	6	3	4	0	1	27
Recker	6-10	5-8	4-4	3	4	21	2	3	0	0	35
Hogan	1-3	0-2	1-1	1	1	3	0	0	0	0	6
Worley	1-4	0-1	2-4	4	1	4	2	2	2	0	17
Reiner	0-0	0-0	0-0	0	1	0	0	1	1	0	7
Boyd	3-5	3-6	0-0	2	3	9	2	2	0	0	23
Henderson	1-4	0-3	0-0	0	2	2	2	0	0	0	10
Thompson	0-0	0-0	0-0	2	0	0	0	0	0	0	3
Team				6							
Totals	22-51	8-25	12-15	32	19	64	14	19	3	3	200
	FG%:	.431	3-PT%:		.320	FT%:		.800			

#### OHIO STATE - - 81 (2 seed)

Name	FG	3-PT	FT	RB	PF	TP	A	TO	BK	S	MN
Savivuc	8-14	5-10	5-9	3	1	27	5	1	0	3	35
Williams	1-4	0-0	0-0	3	3	2	1	1	0	1	19
Rodinovic	2-3	0-0	2-2	3	2	6	0	2	0	0	14
Darby	4-9	2-4	4-6	3	1	14	5	1	0	3	29
Brown	4-10	1-3	0-0	1	1	9	3	1	0	4	33
Fuss-Cheatham	0-0	0-0	0-0	0	1	0	0	0	0	0	1
Connolly	2-4	1-3	2-2	3	2	7	2	0	0	1	23
Heflin	0-1	0-1	0-0	0	0	0	0	0	0	0	1
Dials	4-6	0-0	3-4	3	3	11	1	0	1	1	21
Dudley	0-0	0-0	0-0	1	3	0	0	1	0	0	5
Martin	2-3	0-0	1-2	1	2	5	0	1	0	0	17
Marinchick	0-2	0-1	0-0	1	0	0	0	0	0	0	1
Team				6							
Totals	27-56	9-22	18-25	28	19	81	17	8	1	13	200
	FG%:	.482	3-PT%:		.409	FT%:		.720			

#### Score by Periods:

Iowa	29	35	64
Ohio State	37	44	81

ATTENDANCE: 18,996





# IOWA HAWKEYE BASKETBALL

## Iowa's Big Ten Tournament Summaries

### (13) OHIO STATE 66, IOWA 64

March 13, 2003, United Center, Chicago, IL

#### IOWA -- 64 (9 seed)

Name	FG	3-PT	FT	RB	PF	TP	A	TO	BK	S	MN
Worley	5-7	1-1	0-2	2	4	11	0	2	1	0	26
Brunner	4-5	0-1	2-3	2	2	10	1	2	1	0	25
Reiner	2-5	0-0	2-5	4	1	6	0	2	1	0	27
Leslie	7-13	1-4	0-0	7	3	15	3	4	1	0	38
Horner	0-6	0-5	0-0	1	3	0	8	1	0	1	32
Kimm	0-0	0-0	0-0	0	1	0	2	0	0	0	6
Boyd	5-11	5-11	0-0	4	3	15	3	2	0	1	28
Sonderleiter	2-5	0-0	3-4	7	4	7	0	2	2	1	18
Team				5							
Totals	25-62	7-22	7-14	32	21	64	17	15	6	3	200
FG%:	.500	3-PT%:	.741			FT%:	.500				

#### OHIO STATE -- 66 (8 seed)

Name	FG	3-PT	FT	RB	PF	TP	A	TO	BK	S	MN
Sylvester	2-4	0-1	0-1	2	3	4	3	2	0	1	23
Jenkins	1-2	0-0	1-2	4	2	3	0	0	0	0	14
Radinovic	5-11	0-0	4-5	7	3	14	1	1	2	1	33
Connolly	5-11	3-7	2-3	2	1	15	0	0	0	1	37
Darby	6-14	1-4	5-6	6	2	18	7	2	0	5	40
Bass	0-0	0-0	0-0	0	1	0	0	0	0	0	1
Fuss-Cheatham	1-3	0-1	0-0	1	2	2	2	0	0	1	17
Jernigan	0-1	0-1	0-0	0	0	0	1	0	0	0	3
Williams	3-7	0-0	4-6	7	3	10	0	4	1	0	32
Team				4				1			
Totals	23-54	4-14	12-23	33	17	66	14	10	3	9	200
FG%:	.696	3-PT%:	.600			FT%:	.769				

Score by Periods:

Iowa	27	37	64
Ohio State	23	43	66

ATTENDANCE: 16,299

### (14) MICHIGAN 79, IOWA 70

March 12, 2004, Consecro Fieldhouse, Indianapolis, IN

#### MICHIGAN -- 79 (5 seed)

Name	FG	3-PT	FT	RB	PF	TP	A	TO	BK	S	MN
Robinson	2-8	0-1	5-6	8	4	9	10	3	0	1	31
Sims	0-4	0-1	1-2	2	3	1	1	1	2	0	17
Brown	0-1	0-0	1-2	7	2	1	0	1	0	0	21
Horton	5-13	1-6	3-4	5	3	14	2	5	0	0	36
Harris	8-11	6-8	1-2	3	3	23	0	2	0	1	27
Abram	4-10	2-5	9-9	6	3	19	0	0	0	1	28
Harrel	0-0	0-0	0-0	0	0	0	0	0	0	0	1
Petway	1-2	0-0	1-2	2	1	3	0	2	0	1	19
Hunter	1-2	0-1	7-8	4	3	9	1	1	0	3	20
Team				2				1			
Totals	21-51	9-22	28-35	39	22	79	14	16	2	7	200
FG%:	.412	3-PT%:	.409			FT%:	.800				

#### IOWA -- 70 (4 seed)

Name	FG	3-PT	FT	RB	PF	TP	A	TO	BK	S	MN
Pierce	10-18	1-3	7-10	6	5	28	6	6	0	0	39
Worley	1-2	0-0	1-2	1	5	3	1	4	1	0	20
Brunner	4-8	1-3	1-7	11	4	10	2	2	4	2	38
Horner	3-15	2-8	2-2	5	3	10	4	1	0	2	37
Boyd	5-11	3-9	0-0	2	3	13	2	2	0	1	35
Brownlee	0-0	0-0	0-0	0	1	0	0	0	0	0	5
Rand	0-0	0-0	0-0	1	0	0	0	0	0	0	2
Surgeon	0-0	0-0	0-0	0	0	0	0	0	0	0	3
Hansen	3-4	0-0	0-0	4	4	6	0	1	2	0	21
Team				5							
Totals	26-58	7-23	11-21	35	25	70	15	16	7	5	200
FG%:	.448	3-PT%:	.304			FT%:	.524				

Score by Periods:

Michigan	32	47	79
Iowa	25	45	70

ATTENDANCE: 16,204

### (15) IOWA 71, PURDUE 52

March 10, 2005, United Center, Chicago, IL

#### PURDUE -- 52 (10 seed)

Name	FG	3-PT	FT	RB	PF	TP	A	TO	BK	S	MN
Teague	3-10	1-5	2-4	5	1	9	2	3	0	3	40
Kiefer	2-6	0-1	0-1	7	2	4	2	2	0	0	25
Ware	4-10	0-0	4-6	9	2	12	1	2	3	0	36
Ford	3-6	2-4	0-0	0	2	8	0	0	0	0	24
McKnight	7-18	1-4	0-0	2	3	15	6	4	0	0	38
Hartley	0-1	0-1	0-0	3	1	0	0	1	0	0	10
Price	0-0	0-0	0-0	1	0	0	0	0	0	0	2
Carroll	0-0	0-0	0-2	2	2	0	2	0	0	0	4
Liddell	0-1	0-1	0-0	1	0	0	1	1	0	0	9
Davis	1-4	0-0	2-3	5	3	4	0	2	1	0	12
Team				5				1			
Totals	20-56	4-16	8-16	40	16	52	14	16	4	3	200
FG%:	.357	3-PT%:	.250			FT%:	.500				

#### IOWA -- 71 (7 seed)

Name	FG	3-PT	FT	RB	PF	TP	A	TO	BK	S	MN
Haluska	6-12	3-6	2-3	6	1	17	5	2	0	1	33
Brunner	3-8	1-2	2-3	9	2	9	2	3	0	0	26
Hansen	3-6	0-0	1-3	6	2	7	1	0	2	0	20
Horner	4-10	4-7	4-6	6	2	16	8	1	1	0	33
Henderson	5-9	1-2	0-0	1	0	11	1	3	1	2	29
Angle	0-0	0-0	0-0	0	0	0	0	1	0	0	2
Thompson	2-2	0-0	0-0	5	1	4	0	0	1	0	16
Wick	0-0	0-0	0-0	0	0	0	0	0	0	0	1
Brownlee	1-2	0-1	0-1	0	1	2	3	0	0	1	9
Thomas	1-4	0-0	1-2	4	2	3	1	0	0	1	15
Reed	1-5	0-2	0-0	1	1	2	0	1	1	0	13
Gorney	0-0	0-0	0-0	0	2	0	0	0	0	0	3
Team				1							
Totals	26-58	9-20	10-18	39	14	71	21	11	6	5	200
FG%:	.448	3-PT%:	.450			FT%:	.556				

Score by Periods:

Purdue	23	29	52
Iowa	33	38	71

ATTENDANCE: 19,066

### (16) IOWA 71, MICHIGAN STATE 69

March 11, 2005, United Center, Chicago, IL

#### IOWA -- 71 (7 seed)

Name	FG	3-PT	FT	RB	PF	TP	A	TO	BK	S	MN
Haluska	3-8	1-3	3-3	5	5	10	3	2	0	1	37
Brunner	6-11	0-0	5-9	7	4	17	1	4	2	1	34
Hansen	0-1	0-0	2-2	1	5	2	0	1	0	1	9
Horner	6-16	4-11	0-0	3	4	16	4	7	2	2	39
Henderson	6-10	0-0	5-6	5	0	17	1	1	0	1	37
Thompson	0-1	0-0	1-2	2	2	1	1	1	0	0	11
Brownlee	0-0	0-0	1-2	1	1	1	0	0	0	0	2
Thomas	2-5	0-0	3-7	11	4	7	1	2	0	0	26
Reed	0-0	0-0	0-0	0	0	0	0	1	0	1	5
Team				4							
Totals	23-52	5-14	20-31	39	25	71	11	19	4	7	200
FG%:	.442	3-PT%:	.357			FT%:	.645				

#### MICHIGAN STATE -- 69 (2 seed)

Name	FG	3-PT	FT	RB	PF	TP	A	TO	BK	S	MN
Ager	1-9	0-5	3-4	4	0	5	3	2	1	0	27
Anderson	6-8	1-2	5-10	4	4	18	1	2	2	1	30
Davis	5-12	0-0	4-6	8	4	14	4	2	1	0	30
Brown	5-10	3-4	1-2	4	2	14	2	1	1	0	31
Neitzel	1-4	0-1	0-0	1	3	2	2	1	0	0	15
Hill	2-4	0-1	0-0	5	2	4	1	3	0	1	19
Trannon	2-5	0-0	0-5	5	3	4	0	1	1	0	15
Torbert	2-5	2-2	2-3	2	5	8	1	2	2	0	23
Bogarakos	0-1	0-0	0-0	0	3	0	0	0	0	0	5
Naymick	0-0	0-0	0-0	0	1	0	0	0	0	0	5
Team				5							
Totals	24-58	6-15	15-30	38	27	69	14	14	8	2	200
FG%:	.414	3-PT%:	.400			FT%:	.500				

Score by Periods:

Iowa	34	37	71
Michigan State	30	39	69

ATTENDANCE: 21,517





# IOWA HAWKEYE BASKETBALL

## Iowa's Big Ten Tournament Summaries

### (17) WISCONSIN 59, IOWA 56

March 15, 2005, United Center, Chicago, IL

#### IOWA -- 56 (7 seed)

Name	FG	3-PT	FT	RB	PF	TP	A	TO	BK	S	MN
Haluska	4-8	2-6	0-1	3	2	10	3	2	1	0	36
Brunner	7-12	0-1	4-5	7	1	18	1	3	2	0	36
Hansen	2-4	0-0	5-6	6	3	9	0	2	3	1	24
Horner	4-12	2-8	2-2	3	1	12	6	2	0	0	39
Henderson	3-6	0-1	1-1	5	4	7	1	2	0	1	32
Thompson	0-0	0-0	0-0	1	0	0	0	0	0	0	9
Brownlee	0-0	0-0	0-0	1	1	0	0	1	1	0	5
Thomas	0-0	0-0	0-0	2	3	0	0	1	0	0	10
Reed	0-2	0-1	0-0	1	0	0	1	0	0	0	8
Gorney	0-0	0-0	0-0	0	0	0	0	0	0	0	1
Team				3							
Totals	20-44	4-17	12-15	32	16	56	13	13	6	2	200
FG%:	.455	3-PT%:	.235			FT%:	.800				

#### WISCONSIN -- 59 (3 seed)

Name	FG	3-PT	FT	RB	PF	TP	A	TO	BK	S	MN
Tucker	7-12	1-3	5-8	3	1	20	4	0	0	2	31
Wilkinson	4-7	1-2	0-1	6	4	9	1	1	1	2	24
Helmigk	1-2	0-0	0-0	3	2	2	0	2	0	0	11
Chambliss	1-8	1-5	0-0	2	1	3	4	0	0	0	24
Hanson	1-3	0-2	0-0	1	4	2	2	0	0	0	22
Nixon	0-0	0-0	0-0	2	0	0	1	1	0	0	8
Flowers	0-1	0-1	0-1	2	0	0	1	0	0	1	14
Taylor	2-6	1-2	0-0	3	2	5	2	1	0	2	29
Butch	0-2	0-1	1-2	0	0	1	0	0	0	0	5
Morley	7-15	3-6	0-0	6	3	17	1	0	0	1	32
Team				3				1			
Totals	23-56	7-22	6-12	31	17	59	16	6	1	8	200
FG%:	.411	3-PT%:	.318			FT%:	.500				

#### Score by Periods:

Iowa	26	30	56
Wisconsin	27	32	59

ATTENDANCE: 23,697

### (18) IOWA 67, MINNESOTA 57

March 10, 2006, Conseco Fieldhouse, Indianapolis, IN

#### MINNESOTA -- 57 (10 seed)

Name	FG	3-PT	FT	RB	PF	TP	A	TO	BK	S	MN
Hargrow	1-7	0-3	5-6	1	1	7	1	4	0	1	26
Grier	13-24	0-3	3-3	4	2	29	1	3	0	4	40
Stamper	3-6	0-0	0-0	5	1	6	0	3	0	0	22
Boone	2-8	2-8	3-4	2	56	9	2	0	0	1	33
Puchtel	2-4	0-0	0-1	9	4	4	2	0	1	0	33
Coleman	1-4	0-0	0-0	3	1	2	0	0	1	1	18
Tucker	0-2	0-0	0-0	0	2	0	1	0	0	1	6
Abu-Shamala	0-4	0-2	0-0	4	3	0	1	0	0	0	16
Tollackson	0-2	0-0	0-0	0	0	0	0	1	0	0	6
Team				7							
Totals	22-61	2-16	11-14	35	19	57	8	11	2	8	200
FG%:	.361	3-PT%:	.125			FT%:	.786				

#### IOWA -- 67 (2 seed)

Name	FG	3-PT	FT	RB	PF	TP	A	TO	BK	S	MN
Haluska	3-6	1-3	0-0	4	2	7	1	6	1	1	36
Horner	8-13	6-9	4-6	6	1	26	6	3	0	5	40
Hasen	3-3	0-0	3-3	8	3	9	2	1	3	0	20
Henderson	2-4	1-1	0-2	2	4	5	3	2	0	1	33
Brunner	5-9	0-1	6-9	0	3	16	0	3	2	2	34
Thompson	0-1	0-0	0-0	1	0	0	0	1	0	0	9
Freeman	0-4	0-2	0-0	0	0	0	1	1	0	0	7
Thomas	2-4	0-0	0-0	7	1	4	3	2	0	0	20
Reed	0-0	0-0	0-0	0	0	0	0	0	0	0	1
Team				4							
Totals	23-44	8-16	13-20	32	14	67	16	18	6	9	200
FG%:	.448	3-PT%:	.304			FT%:	.524				

#### Score by Periods:

Minnesota	30	27	57
Iowa	30	37	67

ATTENDANCE: 18,730

### (19) IOWA 53, MICHIGAN STATE 48

March 11, 2006, Conseco Fieldhouse, Indianapolis, IN

#### MICHIGAN STATE -- 48 (6 seed)

Name	FG	3-PT	FT	RB	PF	TP	A	TO	BK	S	MN
Brown	3-16	2-9	0-0	5	3	8	1	2	0	0	36
Neitzel	0-7	0-4	0-0	2	4	0	6	3	0	1	29
Ager	8-18	5-10	0-1	4	4	21	0	4	0	0	34
Suton	0-2	0-0	0-0	1	1	0	0	1	0	0	17
Davis	2-5	0-0	9-11	10	4	13	1	5	0	2	33
Walton	0-1	0-0	0-0	0	2	0	1	1	0	3	18
Aerts	0-0	0-0	0-0	0	0	0	0	0	0	0	1
Tannon	2-4	0-0	2-4	6	4	6	0	1	0	0	27
Hamo	0-0	0-0	0-0	0	0	0	0	0	0	0	1
Rowley	0-0	0-0	0-0	1	0	0	0	0	0	0	4
Team				8				1			
Totals	15-53	7-23	11-16	37	22	48	9	18	0	6	200
FG%:	.283	3-PT%:	.304			FT%:	.688				

#### IOWA -- 53 (2 seed)

Name	FG	3-PT	FT	RB	PF	TP	A	TO	BK	S	MN
Haluska	1-8	0-3	7-8	5	2	9	1	0	0	2	31
Horner	4-12	2-6	4-4	3	0	14	2	3	0	0	40
Hansen	1-3	0-0	1-2	4	5	3	0	2	3	0	18
Henderson	3-6	0-0	5-5	4	2	11	2	4	1	3	36
Brunner	4-10	0-1	4-8	5	2	12	2	2	1	0	33
Thompson	0-0	0-0	0-0	2	0	0	0	1	0	0	8
Freeman	0-0	0-0	0-0	1	0	0	1	1	0	1	13
Thomas	2-2	0-0	0-0	3	2	4	0	1	0	1	17
Gorney	0-0	0-0	0-0	1	0	0	0	0	0	0	4
Team				4							
Totals	15-41	2-10	21-27	32	13	53	8	14	5	7	200
FG%:	.366	3-PT%:	.200			FT%:	.778				

#### Score by Periods:

Michigan State	25	23	48
Iowa	22	31	53

ATTENDANCE: 18,730

### (20) IOWA 67, OHIO STATE 60

March 12, 2006, Conseco Fieldhouse, Indianapolis, IN

#### IOWA -- 67 (2 seed)

Name	FG	3-PT	FT	RB	PF	TP	A	TO	BK	S	MN
Haluska	5-12	2-5	3-4	8	4	15	2	1	0	0	35
Horner	7-14	2-8	0-0	5	2	16	10	2	0	0	38
Hansen	5-8	0-0	0-0	5	2	10	0	1	2	1	22
Henderson	3-7	1-1	0-0	2	2	7	0	1	0	1	30
Brunner	3-10	0-1	4-7	8	4	10	3	5	0	0	34
Thompson	1-1	1-1	0-0	1	1	3	2	1	0	0	7
Freeman	2-2	1-1	0-0	3	1	5	1	0	0	0	16
Thomas	0-1	0-0	1-2	2	0	1	0	0	0	0	18
Team				7							
Totals	26-55	7-17	8-13	41	16	67	18	11	2	2	200
FG%:	.473	3-PT%:	.412			FT%:	.615				

#### OHIO STATE -- 60 (1 seed)

Name	FG	3-PT	FT	RB	PF	TP	A	TO	BK	S	MN
Sullinger	6-9	0-3	3-5	7	4	15	1	3	0	1	38
Butler	7-12	2-6	3-4	2	1	19	6	2	0	1	38
Foster	2-12	2-20	0-1	3	1	6	2	0	0	3	37
Dials	4-8	0-0	2-3	9	4	10	0	1	1	0	22
Sylvester	2-6	1-4	0-0	2	4	5	0	1	0	1	21
Harris	0-2	0-2	0-0	0	2	0	0	0	0	1	16
Lewis	1-4	1-3	2-4	3	1	5	0	1	1	0	28
Team				2							
Totals	23-56	5-17	5-15	28	13	59	12	10	4	12	200
FG%:	.415	3-PT%:	.214			FT%:	.588				

#### Score by Periods:

Iowa	34	33	67
Ohio State	37	53	60

ATTENDANCE: 17,591





# IOWA HAWKEYE BASKETBALL

## Iowa's Big Ten Tournament Summaries

### (21) PURDUE 74, IOWA 55

March 9, 2007, United Center, Chicago, IL

#### PURDUE -- 74 (5 seed)

Name	FG	3-PT	FT	RB	PF	TP	A	TO	BK	S	MN
Watt	2-9	0-0	1-3	4	3	5	3	1	0	1	28
Landry	6-11	1-1	7-11	11	3	20	2	4	4	2	38
Teague	4-10	2-3	5-6	8	3	15	1	4	0	0	26
Kramer	2-4	0-0	2-2	2	2	6	2	1	0	1	32
Grant	1-3	1-2	0-0	1	3	3	1	2	0	0	15
Riddell	0-0	0-0	0-0	0	0	0	0	0	0	0	1
Crump	5-6	0-1	3-4	1	3	13	1	3	0	0	20
Green	4-5	1-2	0-0	3	1	9	0	1	2	2	20
Uchandu	0-0	0-0	0-0	0	0	0	0	0	0	0	1
Harley	0-0	0-0	0-0	1	0	0	0	0	0	0	1
Lutz	1-2	1-2	0-0	0	4	3	3	0	0	2	17
Graft	0-0	0-0	0-0	0	0	0	0	0	0	0	1
Team				7				1			
Totals	25-50	6-11	18-27	38	22	74	13	17	6	8	200
	FG%:	.500		3-PT%:	.545			FT%:			.692

#### IOWA -- 55 (4 seed)

Name	FG	3-PT	FT	RB	PF	TP	A	TO	BK	S	MN
Smith	8-14	0-1	1-4	7	2	17	1	6	2	1	37
Tate	0-0	0-0	1-2	3	4	1	0	0	0	1	17
Looby	2-4	0-0	0-0	6	4	4	0	3	5	1	21
Haluska	4-16	1-5	5-7	6	3	14	3	1	0	1	35
Freeman	3-9	0-3	5-7	4	3	11	3	0	1	2	33
Crawford	0-0	0-0	0-0	0	0	0	0	0	0	0	1
Wessels	0-0	0-0	0-0	0	0	0	0	0	0	0	1
Bohall	0-0	0-0	0-0	0	0	0	0	0	0	0	1
Johnson	1-2	0-1	0-2	1	4	2	1	2	1	0	21
Henderson	1-2	0-0	0-2	0	1	2	2	2	0	0	18
Angle	1-1	0-0	0-0	0	0	2	0	0	0	0	3
Gorney	1-3	0-0	0-0	0	1	2	0	2	0	1	12
Team				2							
Totals	21-51	1-10	12-24	29	22	55	10	16	9	7	200
	FG%:	.412		3-PT%:	.100			FT%:			.500

#### Score by Periods:

Purdue	43	31	74
Iowa	30	25	55

ATTENDANCE: 18,103

### (22) MICHIGAN 55, IOWA 47

March 13, 2008, Consecro Fieldhouse, Indianapolis, IN

#### MICHIGAN -- 55 (9 seed)

Name	FG	3-PT	FT	RB	PF	TP	A	TO	BK	S	MN
Wright	3-9	3-8	0-0	3	2	9	2	1	1	2	32
Sims	5-10	2-5	2-2	10	4	14	0	1	0	1	27
Udoh	1-4	0-0	0-0	4	4	2	1	1	3	2	27
Harris	6-15	2-4	5-6	2	3	19	3	3	2	0	37
Grady	1-3	1-2	1-3	1	2	4	3	2	0	0	32
Lee	1-2	0-1	0-0	0	2	2	1	1	0	1	8
Merritt	0-1	0-1	0-0	0	2	0	0	0	0	0	3
Shepherd	0-0	0-0	0-0	0	0	0	0	1	0	0	7
Coleman	0-2	0-1	0-0	3	1	0	0	0	0	0	14
Gibson	2-5	0-2	1-1	4	3	5	1	1	1	0	13
Team				4							
Totals	19-51	8-24	9-12	31	33	55	11	12	7	6	200
	FG%:	.373		3-PT%:	.333			FT%:			.750

#### IOWA -- 47 (8 seed)

Name	FG	3-PT	FT	RB	PF	TP	A	TO	BK	S	MN
Tate	3-6	0-0	10-17	11	4	16	0	4	1	2	37
Gorney	1-6	0-0	2-2	8	3	4	1	0	0	0	37
Freeman	3-9	0-5	3-4	2	2	9	0	2	1	0	32
Johnson	2-12	1-9	0-0	4	1	5	2	2	0	1	37
Kelly	5-11	1-2	0-0	1	4	11	0	4	0	1	36
Bohall	0-0	0-0	0-0	0	1	0	0	0	0	0	2
Peterson	1-3	0-1	0-0	3	2	2	1	1	0	1	15
Looby	0-0	0-0	0-0	0	0	0	0	1	0	0	4
Team				9							
Totals	15-47	2-17	15-23	38	17	47	4	15	2	5	200
	FG%:	.319		3-PT%:	.118			FT%:			.652

#### Score by Periods:

Michigan	34	21	55
Iowa	25	22	47

ATTENDANCE: 13,852

### (23) MICHIGAN 74, IOWA 45

March 12, 2009, Consecro Fieldhouse, Indianapolis, IN

#### MICHIGAN -- 73 (7 seed)

Name	FG	3-PT	FT	RB	PF	TP	A	TO	BK	S	MN
Novak	1-2	1-2	0-0	2	1	3	3	1	0	1	31
Douglass	3-6	2-4	0-0	4	1	8	2	0	1	1	25
Lee	1-2	0-1	0-0	1	4	2	5	2	0	1	21
Harris	7-11	3-5	1-1	7	1	18	8	4	1	1	34
Sims	12-16	1-2	2-2	2	1	27	1	1	0	3	30
Wright	0-0	0-0	0-0	2	0	0	0	1	0	1	8
Merritt	1-2	1-2	2-2	0	3	5	1	1	0	1	18
Shepherd	0-0	0-0	0-0	1	0	0	0	0	0	0	5
Puls	0-1	0-1	0-0	0	1	0	0	0	0	0	1
Lucas-Perry	2-4	2-4	0-0	4	0	6	2	0	0	0	15
Gibson	2-5	0-1	0-0	0	1	4	0	1	1	0	9
Grady	0-0	0-0	0-0	0	0	0	0	0	0	0	3
Totals	29-49	10-22	5-5	23	13	73	22	11	3	9	200
	FG%:	.592		3-PT%:	.455			FT%:			1.000

#### IOWA -- 45 (10 seed)

Name	FG	3-PT	FT	RB	PF	TP	A	TO	BK	S	MN
Gatens	1-10	0-3	0-0	2	2	2	1	4	0	3	31
Bawinkel	2-3	2-3	0-0	2	0	6	2	2	0	1	37
Fuller	3-8	1-5	0-0	6	1	7	0	2	0	0	25
Kelly	3-11	1-4	3-4	7	4	10	2	5	0	0	37
Cole	2-5	0-0	4-4	3	3	8	0	2	0	0	24
Angle	0-1	0-1	0-0	0	0	0	1	0	0	0	3
Davis	0-2	0-1	0-0	2	0	0	1	0	1	0	17
Tate	4-5	0-0	4-6	4	2	12	1	1	0	1	26
Team				2							
Totals	15-45	4-17	11-14	28	12	45	8	17	1	5	200
	FG%:	.333		3-PT%:	.235			FT%:			.786

#### Score by Periods:

Michigan	40	33	73
Iowa	19	26	45

ATTENDANCE: 12,174

### (24) MICHIGAN 59, IOWA 52

March 11, 2010, Consecro Fieldhouse, Indianapolis, IN

#### MICHIGAN -- 59 (8 seed)

Name	FG	3-PT	FT	RB	PF	TP	A	TO	BK	S	MN
Novak	1-8	1-6	0-0	3	3	3	2	0	0	1	37
Douglass	1-3	1-3	2-2	4	1	5	3	0	0	0	40
Harris	6-14	1-5	9-10	9	3	22	2	5	0	3	38
Morris	0-1	0-1	0-1	3	2	0	0	1	0	1	30
Sims	6-13	1-4	1-2	4	1	14	0	2	1	1	30
Wright	1-2	1-2	0-0	1	0	3	0	0	0	0	9
Lucas-Perry	2-5	1-4	0-0	1	4	5	3	0	0	0	16
Gibson	2-4	0-0	3-3	3	0	7	0	0	0	0	11
Team				3							
Totals	19-50	6-25	15-18	31	14	59	13	8	1	6	200
	FG%:	.380		3-PT%:	.240			FT%:			.833

#### IOWA -- 52 (9 seed)

Name	FG	3-PT	FT	RB	PF	TP	A	TO	BK	S	MN
Payne	9-16	5-10	2-2	2	2	25	1	3	0	1	39
Gatens	3-10	0-5	1-1	4	4	7	4	3	0	2	34
Fuller	5-10	0-0	0-0	13	1	10	0	2	1	0	39
May	2-10	0-4	0-0	3	1	4	1	0	0	0	36
Cole	2-5	0-0	0-1	6	3	4	2	4	2	1	23
Bawinkel	0-1	0-1	0-0	1	0	0	0	1	0	0	9
Brommer	0-3	0-0	0-0	2	2	0	0	0	0	1	0
Lickliter	0-0	0-0	0-0	0	1	0	0	0	0	0	2
Cougill	1-1	0-0	0-0	2	0	2	1	0	0	0	6
Team				5							
Totals	22-56	5-20	3-4	38	16	52	9	14	4	4	200
	FG%:	.393		3-PT%:	.250			FT%:			.750

#### Score by Periods:

Michigan	32	27	59
Iowa	23	29	52

ATTENDANCE: 14,833





# IOWA HAWKEYE BASKETBALL

## Iowa's Big Ten Tournament Summaries

### (25) MICHIGAN STATE 66, IOWA 61 March 10, 2011, Consecro Fieldhouse, Indianapolis, IN

#### MICHIGAN STATE - - 66 (7 seed)

Name	FG	3-PT	FT	RB	PF	TP	A	TO	BK	S	MN
Lucas	3-11	0-4	5-6	3	1	11	4	1	0	0	35
Payne	2-4	0-0	2-3	3	0	6	0	0	1	0	8
Summers	2-6	1-3	4-4	3	3	9	0	4	0	2	29
Kebler	0-0	0-0	0-0	0	0	0	1	0	0	2	18
Green	10-23	1-4	0-0	14	2	21	4	4	2	2	33
Roe	0-3	0-0	5-8	5	2	5	3	0	0	1	23
Appling	3-5	2-3	2-2	3	2	10	0	3	0	1	25
Thornton	0-0	0-0	0-0	3	3	0	0	0	0	0	15
Nix	1-1	0-0	0-0	1	1	2	0	1	1	0	5
Sherman	1-1	0-0	0-0	2	0	2	0	2	1	1	9
<b>Totals</b>	<b>22-54</b>	<b>4-14</b>	<b>18-23</b>	<b>39</b>	<b>14</b>	<b>66</b>	<b>12</b>	<b>15</b>	<b>5</b>	<b>9</b>	<b>200</b>
	FG%: .407		3-PT%: .286					FT%: .783			

#### IOWA - - 61 (10 seed)

Name	FG	3-PT	FT	RB	PF	TP	A	TO	BK	S	MN
Gatens	5-10	1-3	2-2	2	3	13	1	0	0	1	35
Basabe	3-5	0-0	0-0	2	3	6	0	3	0	0	14
Marble	2-4	0-0	2-2	0	1	6	1	2	0	2	27
Cartwright	5-15	1-2	3-3	7	1	14	6	3	0	0	33
Cole	2-6	0-0	4-7	6	3	8	1	3	1	1	36
May	2-4	1-2	2-3	3	1	7	2	1	0	3	21
Archie	0-4	0-0	0-0	3	0	0	0	0	0	1	9
McCabe	2-5	1-2	0-0	4	2	5	0	0	0	0	13
Brommer	1-3	0-0	0-0	2	1	2	0	1	0	0	10
Stoermer	0-0	0-0	0-0	1	0	0	0	0	0	0	2
Team				2							
<b>Totals</b>	<b>22-56</b>	<b>4-9</b>	<b>13-17</b>	<b>31</b>	<b>16</b>	<b>61</b>	<b>11</b>	<b>13</b>	<b>1</b>	<b>8</b>	<b>200</b>
	FG%: .393		3-PT%: .444					FT%: .765			

#### Score by Periods:

Michigan State	33	30	61
Iowa	33	33	66

ATTENDANCE: 16,264

### (26) IOWA 64, ILLINOIS 61 March 8, 2012, Consecro Fieldhouse, Indianapolis, IN

#### IOWA - - 64 (8 seed)

Name	FG	3-PT	FT	RB	PF	TP	A	TO	BK	S	MN
Marble	2-6	1-2	0-1	3	0	5	3	1	9	2	28
Gatens	7-12	2-5	4-4	3	2	20	1	2	0	1	36
McCabe	1-8	0-4	3-4	6	0	5	1	0	1	2	25
Cartwright	2-7	0-1	1-2	3	1	5	7	2	1	1	33
White	5-9	1-3	2-4	9	4	13	1	0	0	3	28
Basabe	3-4	0-0	1-2	4	2	7	0	1	1	0	18
Oglesby	3-8	2-4	0-0	4	1	8	1	0	0	0	17
Brommer	0-1	0-0	1-2	1	0	1	1	0	0	0	9
May	0-2	0-0	0-0	1	0	0	0	0	0	0	6
Team											
<b>Totals</b>	<b>23-57</b>	<b>6-19</b>	<b>12-19</b>	<b>39</b>	<b>10</b>	<b>64</b>	<b>15</b>	<b>6</b>	<b>3</b>	<b>9</b>	<b>200</b>
	FG%: .404		3-PT%: .316					FT%: .632			

#### ILLINOIS - - 61 (9 seed)

Name	FG	3-PT	FT	RB	PF	TP	A	TO	BK	S	MN
Richardson	4-11	3-9	0-0	6	0	11	2	1	0	1	38
Paul	2-11	0-4	0-0	5	1	4	4	7	1	0	37
Leonard	9-11	0-0	0-0	6	2	18	2	0	2	1	35
Abrams	1-4	1-3	0-0	2	3	3	4	2	0	0	22
Griffey	4-9	1-5	0-0	6	5	9	3	0	2	1	17
Maniscalco	1-5	1-3	0-0	3	0	3	2	1	0	1	21
Bertrand	5-8	1-2	0-0	3	1	11	1	1	0	0	19
Egwu	1-3	0-0	0-0	1	1	2	0	0	0	0	11
Team				3							
<b>Totals</b>	<b>27-62</b>	<b>7-26</b>	<b>0-0</b>	<b>35</b>	<b>13</b>	<b>61</b>	<b>18</b>	<b>12</b>	<b>5</b>	<b>4</b>	<b>200</b>
	FG%: .435		3-PT%: .269					FT%: .000			

#### Score by Periods:

Iowa	27	37	64
Illinois	31	30	61

ATTENDANCE: 17,936

### (27) MICHIGAN STATE 92, IOWA 75 March 9, 2012, Consecro Fieldhouse, Indianapolis, IN

#### MICHIGAN STATE - - 92 (1 seed)

Name	FG	3-PT	FT	RB	PF	TP	A	TO	BK	S	MN
Payne	7-8	0-0	2-3	7	3	16	0	1	1	0	20
Appling	3-3	1-1	5-6	3	0	12	6	2	0	0	31
Thornton	1-2	1-2	0-0	3	2	3	1	0	1	2	25
Green	8-13	0-3	5-7	10	2	21	5	2	3	1	24
Wood	4-7	2-4	0-0	2	4	10	1	1	1	0	29
Byrd	2-5	1-3	3-3	1	2	8	0	1	1	0	10
Gauna	0-0	0-0	0-0	0	0	0	0	1	0	0	3
Kearney	1-4	0-1	0-0	3	2	2	0	0	1	1	15
Chapman	0-0	0-0	0-0	0	1	0	0	0	0	0	1
Wetzel	0-0	0-0	0-0	0	0	0	0	1	0	0	1
Trice	3-6	3-4	0-0	2	2	9	3	0	0	1	24
Nix	3-7	0-0	3-6	4	2	9	1	1	0	0	14
Sweeny	0-0	0-0	2-2	0	0	2	0	1	0	1	1
Wollenman	0-0	0-0	0-0	0	0	0	0	0	0	0	1
Ianni	0-0	0-0	0-0	0	0	0	0	0	0	0	1
Team				1				1			
<b>Totals</b>	<b>32-55</b>	<b>8-18</b>	<b>20-27</b>	<b>36</b>	<b>20</b>	<b>92</b>	<b>17</b>	<b>12</b>	<b>8</b>	<b>6</b>	<b>200</b>
	FG%: .582		3-PT%: .444					FT%: .741			

#### IOWA - - 75 (8 seed)

Name	FG	3-PT	FT	RB	PF	TP	A	TO	BK	S	MN
Marble	5-10	1-2	2-3	4	0	13	3	1	0	0	29
Gatens	1-6	1-4	7-7	1	2	10	4	1	0	1	38
McCabe	4-9	3-4	2-2	6	3	13	1	0	1	1	29
Cartwright	0-5	0-0	0-0	0	2	0	6	2	0	2	20
White	2-6	0-3	3-8	3	4	7	0	2	2	1	19
Olaseni	2-2	0-0	0-0	2	2	4	0	2	1	0	6
Basabe	2-6	0-0	4-4	3	4	8	0	0	2	0	21
Oglesby	7-9	5-7	1-2	2	1	20	1	0	0	1	26
Brommer	0-0	0-0	0-0	0	3	0	0	1	1	1	6
May	0-0	0-0	0-0	0	0	0	0	0	0	0	6
Team				3	1						
<b>Totals</b>	<b>23-53</b>	<b>10-20</b>	<b>19-26</b>	<b>24</b>	<b>22</b>	<b>75</b>	<b>15</b>	<b>9</b>	<b>7</b>	<b>7</b>	<b>200</b>
	FG%: .434		3-PT%: .500					FT%: .731			

#### Score by Periods:

Michigan State	55	37	92
Iowa	39	36	75

ATTENDANCE: 18,484

### (28) Iowa 73, Northwestern 59 March 14, 2013, United Center, Chicago, IL

#### Northwestern - - 59 (11 seed)

Name	FG	3-PT	FT	RB	PF	TP	A	TO	BK	S	MN
Abrahamson	0-4	0-2	0-0	4	2	0	1	2	0	0	24
Olah	3-5	0-0	6-7	7	4	12	2	2	3	1	31
Hearn	6-14	2-5	5-8	10	3	19	2	3	3	0	38
Sobolewski	1-6	1-5	3-4	3	4	6	5	2	0	2	32
Marcotullio	3-6	1-4	2-2	1	5	9	2	0	0	1	31
Jimenez	0-0	0-0	0-0	0	0	0	0	0	0	0	0+
Turner	0-0	0-0	0-0	1	3	0	1	0	0	0	9
Demps	4-12	3-5	0-0	0	0	11	1	0	0	0	27
Montgomery	0-0	0-0	0-0	0	1	0	0	0	0	0	1
Cerina	1-2	0-1	0-0	1	1	2	0	0	1	0	7
Team				4				9			
<b>Totals</b>	<b>18-49</b>	<b>7-22</b>	<b>16-21</b>	<b>31</b>	<b>23</b>	<b>59</b>	<b>14</b>	<b>12</b>	<b>8</b>	<b>4</b>	<b>200</b>
	FG%: .367		3-PT%: .318					FT%: .762			

#### IOWA - - 73 (6 seed)

Name	FG	3-PT	FT	RB	PF	TP	A	TO	BK	S	MN
Basabe	3-9	0-0	4-8	12	2	10	0	0	5	0	21
White	3-7	0-2	3-5	4	0	9	1	0	2	0	33
Woodbury	3-8	0-0	1-1	4	2	7	1	2	0	2	17
Gesell	4-9	2-4	3-3	2	1	13	3	0	0	1	23
Marble	4-12	2-6	9-12	6	0	19	1	1	0	2	33
Olaseni	0-0	0-0	0-0	1	3	0	0	2	0	0	8
McCabe	1-6	0-0	1-2	8	1	3	2	0	0	0	13
Oglesby	1-3	1-3	0-0	2	2	3	1	0	0	0	14
May	3-3	1-1	0-1	3	4	7	5	0	1	1	26
Clemmons	1-5	0-1	0-0	2	1	2	1	2	0	0	12
Team				4							
<b>Totals</b>	<b>23-62</b>	<b>6-17</b>	<b>21-32</b>	<b>48</b>	<b>16</b>	<b>73</b>	<b>15</b>	<b>7</b>	<b>8</b>	<b>6</b>	<b>200</b>
	FG%: .371		3-PT%: .353					FT%: .656			

#### Score by Periods:

Northwestern	22	37	59
Iowa	36	37	73

ATTENDANCE: 19,667





# IOWA HAWKEYE BASKETBALL

## Iowa's Big Ten Tournament Summaries

(29) MICHIGAN STATE 59, IOWA 56

March 15, 2013, United Center, Chicago, IL

### Iowa - - 56 (6 seed)

Name	FG	3-PT	FT	RB	PF	TP	A	TO	BK	S	MN
Basabe	4-9	0-1	0-0	8	1	8	0	0	2	0	30
White	2-5	1-3	0-0	0	2	5	0	1	0	1	27
Woodbury	1-1	0-0	0-0	3	2	2	1	2	2	0	12
Gesell	2-3	0-1	5-5	3	1	9	1	1	1	2	20
Marble	3-9	2-6	0-1	3	3	8	4	1	1	2	27
Olaseni	1-2	0-0	2-2	0	1	4	1	1	1	0	11
McCabe	2-3	1-2	2-2	2	4	7	0	0	0	0	12
Oglesby	1-5	1-4	2-2	0	0	5	1	0	0	0	18
May	1-2	0-0	0-0	4	1	2	0	0	0	2	23
Clemmons	3-5	0-1	0-0	1	1	6	2	0	0	3	20
Team				3				2			
<b>Totals</b>	<b>20-44</b>	<b>5-18</b>	<b>11-12</b>	<b>27</b>	<b>16</b>	<b>56</b>	<b>10</b>	<b>19</b>	<b>8</b>	<b>4</b>	<b>200</b>
	FG%: .455		3-PT%: .278					FT%: .917			

### MICHIGAN STATE - - 59 (3 seed)

Name	FG	3-PT	FT	RB	PF	TP	A	TO	BK	S	MN
Dawson	3-5	0-0	0-2	7	0	6	1	0	0	3	33
Nix	2-6	0-0	3-5	2	2	7	3	0	1	0	25
Payne	6-12	1-2	5-5	10	3	18	0	3	2	1	34
Appling	6-15	1-6	0-0	2	4	13	1	4	2	2	39
Harris	4-10	1-4	4-4	2	2	13	0	2	0	1	30
Costello	0-2	0-0	0-0	1	0	0	0	0	0	0	4
Gauna	0-1	0-0	0-0	2	0	0	0	0	0	0	2
Trice	0-3	0-2	0-0	0	0	0	3	0	0	2	18
Valentine	1-3	0-1	0-0	2	2	2	1	4	0	0	15
Team				6							
<b>Totals</b>	<b>22-57</b>	<b>3-15</b>	<b>12-16</b>	<b>34</b>	<b>16</b>	<b>59</b>	<b>9</b>	<b>13</b>	<b>5</b>	<b>9</b>	<b>200</b>
	FG%: .386		3-PT%: .200					FT%: .750			

### Score by Periods:

Iowa	30	26	56
Michigan State	20	39	59

ATTENDANCE: 21,229





# Radio / TV Roster



**#0**  
**GABRIEL OLASENI**  
C, 6-10, 225, Jr.



**#1**  
**MELSAHN BASABE**  
F, 6-7, 220, Sr.



**#2**  
**JOSH OGLESBY**  
G, 6-5, 208, Jr.



**#3**  
**PETER JOK**  
G, 6-6, 200, Fr.



**#4**  
**ROY DEVYN MARBLE**  
G, 6-6, 200, Sr.



**#5**  
**ANTHONY CLEMMONS**  
G, 6-1, 195, So.



**#10**  
**MIKE GESELL**  
G, 6-1, 190, So.



**#13**  
**KYLE DENNING**  
G, 6-1, 160, Jr.



**#15**  
**ZACH McCABE**  
F, 6-7, 235, Sr.



**#20**  
**JARROD UTHOFF**  
F, 6-9, 208, So.



**#30**  
**AARON WHITE**  
F, 6-9, 220, Jr.



**#32**  
**OKEY UKAH**  
F, 6-6, 210, Jr.



**#34**  
**ADAM WOODBURY**  
C, 7-1, 235, So.



**#35**  
**DARIUS STOKES**  
F, 6-7, 203, Jr.



**#42**  
**KYLE MEYER**  
F, 6-10, 225, So.



**FRAN MCCAFFERY**  
Head Coach



**KIRK SPERAW**  
Assistant Coach



**SHERMAN DILLARD**  
Assistant Coach



**ANDREW FRANCIS**  
Assistant Coach



**BILLY TAYLOR**  
Dir. of Operations