

2013-14 IOWA HAWKEYE BASKETBALL GAME NOTES



3 Final Fours
8 Big Ten Championships
2 Big Ten Tournament Titles

GAME 12 // #22/23 IOWA (10-1) at #16/17 IOWA STATE (7-0)
Iowa Corn Cy-Hawk Series
Friday, Dec. 13, 2013 • 8:40 p.m. (CT)
Hilton Coliseum • Ames, Iowa
Radio: Hawkeye Radio Network; Sirius 85 and XM 85
Radio Talent: Gary Dolphin (pxp), Bob Hansen (analyst)
TV: ESPNU
Announcers: Mike Couzens and Reid Gettys
Live Stats / Audio: hawkeyesports.com

Iowa Athletic Communications

5300 Carver-Hawkeye Arena, Iowa City, IA 52242
Phone: 319-335-9411 • Fax: 319-335-9417
hawkeyesports.com • hawkeyebasketball.com

MBB CONTACT: MATTHEW WEITZEL
office: 319-335-6590 • cell: 319-430-8176
email: matthew-weitzel@hawkeyesports.com
Twitter: @BigWeitz

2013-14 Schedule / Results 10-1 Overall, 0-0 Big Ten

Nov. 8	UNC Wilmington	W, 82-39
Nov. 10	Nebraska-Omaha	W, 83-75
Nov. 14	Maryland Eastern Shore	W, 109-63
Nov. 17	Abilene Christian	W, 103-41
Nov. 22	Penn	W, 86-55
Nov. 28	vs. Xavier #	W, 77-74 (OT)
Nov. 29	vs. UTEP #	W, 89-53
Nov. 30	vs. Villanova #	L, 83-88 (OT)
Dec. 3	Notre Dame %	W, 98-93
Dec. 7	vs. Drake *	W, 83-66
Dec. 9	Fairleigh Dickinson	W, 92-59
Dec. 13	at #16/17 Iowa State +	8:40 p.m.
Dec. 22	Arkansas-Pine Bluff	1 p.m.
Dec. 31	Nebraska	6 p.m.
Jan. 5	at Wisconsin	6:30 p.m.
Jan. 9	Northwestern	8 p.m.
Jan. 12	at Ohio State	12/3:30 p.m.
Jan. 19	Minnesota	Noon
Jan. 22	at Michigan	6 p.m.
Jan. 25	at Northwestern	11 a.m.
Jan. 28	Michigan State	6 p.m.
Feb. 1	at Illinois	6:30 p.m.
Feb. 4	Ohio State	6 p.m.
Feb. 8	Michigan	1 p.m.
Feb. 15	at Penn State	Noon
Feb. 18	at Indiana	8 p.m.
Feb. 22	Wisconsin	11 a.m.
Feb. 25	at Minnesota	6 p.m.
Mar. 1/2	Purdue	7:15/3 p.m.
March 6	at Michigan State	8 p.m.
Mar. 8/9	Illinois	7:30/3:30 p.m.
March 14	at Big Ten Tournament	TBD
March 15	at Big Ten Tournament	TBD
March 16	at Big Ten Tournament	TBD
March 17	at Big Ten Tournament	TBD

all times listed are central

-- Battle 4 Atlantis - Nassau, Bahamas
% -- Big Ten / ACC Challenge
+ -- Iowa Corn Cy-Hawk Series
* -- Hy-Vee Big Four Classic - Des Moines, Iowa

Pronunciation Guide

Kirk Speraw..... SPEAR-awe
Melsahn Basabe..... Bah-SAAB-ee
Mike Gesell..... GAH-zelle
Peter Jok..... JOCK
Josh Oglesby..... Oh-gulls-BEE
Gabriel Olaseni..... Oh-lah-SHANE-ee
Okey Okah..... Oh-Kay Ooh-kuh
Jarrod Uthoff..... YOU-toff

AP 23
USA 22
RPI 31

IOWA HAWKEYES

2013-14 Record: 10-1
Big Ten Record: 0-0
Head Coach: Fran McCaffery
Career Record: 315-228 (18th year)
Iowa Record: 64-51 (4th year)

STATISTICAL LEADERS
Points: Roy Devyn Marble (15.6)
Rebounds: Jarrod Uthoff (7.0)
Assists: Roy Devyn Marble (3.5)
Steals: Roy Devyn Marble (2.3)
Blocks: Gabriel Olaseni (2.1)

GAME INFORMATION

Date: Friday, Dec. 13, 2013
Tip-off: 8:40 p.m. (CT)
Location: Ames, Iowa
Arena: Hilton Coliseum (14,384)
TV: ESPNU
Radio: Sirius 85 & XM 85;
Hawkeye Radio Network
WMT-AM 600 (Cedar Rapids)
WHO-AM 1040 (Des Moines)
KXIC-AM 800 (Iowa City)

SERIES
Series: Iowa leads, 43-23
at Ames: Iowa State leads, 17-16
Last Meeting: Dec. 7, 2012 (UI, 80-71)

MULTIMEDIA
Audio / Live Stats: hawkeyesports.com
Twitter Updates: @IowaHoops

AP 17
USA 16
RPI 19

IOWA STATE CYCLONES

2013-14 Record: 7-0
Big 12: 0-0
Head Coach: Fred Hoiberg
Career Record: 69-39 (3rd year)
ISU Record: 69-39 (3rd year)

STATISTICAL LEADERS
Points: Melvin Ejim (18.0)
Rebounds: Dustin Hogue (10.4)
Assists: DeAndre Kane (5.3)
Steals: DeAndre Kane (1.1)
Blocks: Georges Niang (0.9)

Iowa Corn Cy-Hawk Series Storylines

- Iowa is ranked No. 22nd in the USA Today/Coaches poll and 23th by the Associated Press this week. Iowa State is ranked 16th in the coaches poll and 17th by the Associated Press.
- Friday will mark the first time since 1987 that both Iowa and Iowa State are ranked when playing each other. In 1987, the Hawkeyes were ranked seventh, while the Cyclones were 20th.
- Iowa had three players (Basabe, Uthoff and Olaseni) post double-doubles in its victory Monday night over Fairleigh Dickinson. It marked the first time in 20 years three Hawkeyes recorded double-doubles, in the same game, in points and rebounds.
- Junior Aaron White netted 20 points in Iowa's win over Notre Dame (Dec. 3); his 19th point came with one second left in the game at the free throw line and was his 1,000th of his career.
- Gabriel Olaseni and Jarrod Uthoff combine to average 17.4 points, 12.7 rebounds and 3.6 blocks off the bench for the Hawkeyes.
- Roy Devyn Marble is only the third Hawkeye to amass 1,200+ points, 300+ assists and 350+ rebounds (Dean Oliver and Jeff Horner).
- Iowa has had four players score in double figures in 8-of-11 games this season.
- Senior Melsahn Basabe is 27 points from reaching 1,000 for his career.

Iowa Projected Starting Lineup (Based on last game's starters)

 G • 10 • Mike Gesell 6-1 • 190 • So. • South Sioux City, NE PTS 5.9 AST 3.4 FG% .371 FT% .800	 F • 30 • Aaron White 6-9 • 220 • Jr. • Strongsville, OH PTS 12.6 REB 5.6 FG% .653 FT% .846
 G • 4 • Roy Devyn Marble 6-6 • 200 • Sr. • Southfield, MI PTS 15.6 REB 3.6 FG% .406 FT% .662	 F • 1 • Melsahn Basabe 6-7 • 220 • Sr. • Glen Cove, NY PTS 7.7 REB 6.3 FG% .540 FT% .607
 C • 34 • Adam Woodbury 7-1 • 240 • So. • Sioux City, IA PTS 5.4 REB 3.7 FG% .479 FT% .684	

Inside The Numbers

	IOWA	ISU
Scoring Average	89.5	91.7
Scoring Defense	64.2	67.6
Scoring Margin	+25.4	+24.1
FG%	.469	.493
FG% Defense	.360	.370
FT%	.745	.688
3-PT FG%	.369	.374
3-PT FG% Defense	.263	.269
Rebound Margin	+10.1	+9.0
Assists Per Game	18.0	19.9
Turnovers Per Game	10.4	11.3
Steals Per Game	7.2	6.1
Blocks Per Game	6.1	3.6

Miscellaneous Statistics

Double-Figure Scoring Games...					
Player	10-11	11-12	12-13	13-14	Career
Roy Devyn Marble	5	23	28	8	64
Aaron White	---	18	26	6	50
Melsahn Basabe	17	14	9	4	44
Zach McCabe	4	10	6	8	28
Mike Gesell	---	---	14	3	17
Josh Oglesby	---	6	6	---	12
Adam Woodbury	---	---	6	---	6
Peter Jok	---	---	---	6	6
Jarrod Uthoff	---	---	---	6	6
Gabriel Olaseni	---	---	1	4	5
Anthony Clemmons	---	---	4	1	5

20-Point Scoring Games...					
Player	10-11	11-12	12-13	13-14	Career
Roy Devyn Marble	---	2	11	3	16
Aaron White	---	2	4	3	9
Melsahn Basabe	5	---	---	---	5
Zach McCabe	---	3	---	---	3
Josh Oglesby	---	2	---	---	2
Mike Gesell	---	---	1	---	1

Double-Figure Rebounding Games...					
Player	10-11	11-12	12-13	13-14	Career
Melsahn Basabe	8	3	5	1	17
Aaron White	---	4	4	1	9
Gabriel Olaseni	---	---	1	2	3
Jarrod Uthoff	---	---	---	2	2
Zach McCabe	---	1	---	---	1

Double-Doubles...					
Player	10-11	11-12	12-13	13-14	Career
Melsahn Basabe	6	3	3	1	13
Aaron White	---	4	4	1	9
Gabriel Olaseni	---	---	---	2	2
Jarrod Uthoff	---	---	---	2	2

4+ Three-Pointer Games...					
Player	10-11	11-12	12-13	13-14	Career
Josh Oglesby	---	3	2	---	5
Roy Devyn Marble	---	1	2	1	4
Zach McCabe	1	---	1	1	3
Mike Gesell	---	---	1	---	1

5+ Assists Games...					
Player	10-11	11-12	12-13	13-14	Career
Roy Devyn Marble	---	11	7	4	22
Anthony Clemmons	---	---	9	2	11
Mike Gesell	---	---	5	3	8
Aaron White	---	---	---	1	1

3+ Steals Games...					
Player	10-11	11-12	12-13	13-14	Career
Roy Devyn Marble	---	7	5	4	16
Aaron White	---	2	4	1	7
Mike Gesell	---	---	4	---	4
Anthony Clemmons	---	---	4	---	4
Zach McCabe	1	2	---	---	3
Melsahn Basabe	---	---	---	1	1

3+ Blocks Games...					
Player	10-11	11-12	12-13	13-14	Career
Melsahn Basabe	4	3	6	---	13
Gabriel Olaseni	---	1	4	5	10
Adam Woodbury	---	---	3	---	3
Aaron White	---	2	1	---	3
Jarrod Uthoff	---	---	---	2	2

2013-14 Margin of Victory/Defeat

Points	1	2	3	4	5	6	7	8	9	10+	15+	20+
Wins	0	0	1	0	1	0	0	1	0	0	1	6
Losses	0	0	0	0	1	0	0	0	0	0	0	0

THE SETTING

Iowa (10-1) will play its first true road game of the season Friday when it travels to Ames, Iowa, to face in-state rival Iowa State (7-0) in an Iowa Corn Cy-Hawk Series game. Tipoff is set for 8:40 p.m. (CT) at Hilton Coliseum (14,384). The game is sold out.

ON THE AIR

Radio: Iowa games are broadcast on the Hawkeye Radio Network. Gary Dolphin handles the play-by-play, along with color commentator Bob Hansen. The network includes more than 40 stations that blanket the state of Iowa and include portions of Illinois, Nebraska, Minnesota, Missouri and Wisconsin. The Hawkeye Radio Network coverage includes a 60-minute pregame show.

Television: Friday night's game will be televised nationally on ESPNU. Mike Couzens and Reid Gettys will call the action.



IOWA CORN CY-HAWK SERIES

Iowa currently leads the annual Iowa Corn Cy-Hawk Series, 7-6. Six points are up for grabs this week: women's hoops (Thursday), and men's hoops and women's swimming (Friday). The Cyclones have recorded wins in volleyball, and men's and women's cross country. The Hawkeyes posted victories in soccer, wrestling and football. Each victory is worth two points, except football (three points).

ALL-TIME SERIES RECORDS

Iowa holds a 43-23 advantage in the series that began with a 30-27 Hawkeye win in 1910. Iowa snapped a three-game losing streak to Iowa State a year ago, 80-71, in Iowa City. The two teams have split the last 16 meetings. The home team has won eight of the last nine games (Iowa State won in Iowa City in 2010).

Just eight of the last 24 games have had a final margin of eight points or less.

The Cyclones own a slim, 17-16, advantage in games played at Ames. Iowa State has won the last five meetings in Hilton Coliseum. The Hawkeyes' last victory in Ames came on March 21, 2003 (54-53) in the postseason NIT. Iowa's last regular season victory in Hilton was Dec. 8, 2001 (78-53).

2013-14 Iowa Hawkeye Roster

No.	Name	Pos.	Ht.	Wt.	Yr.	Hometown (High School/College)
0	Gabriel Olaseni	C	6-10	225	Jr.	London, England (Sunrise Christian Academy - Kan.)
1	Melsahn Basabe	F	6-7	220	Sr.	Glen Cove, N.Y. (St. Mark's)
2	Josh Oglesby	G	6-5	208	Jr.	Cedar Rapids, Iowa (Washington)
3	Peter Jok	G	6-6	200	Fr.	West Des Moines, Iowa (Valley)
4	Roy Devyn Marble	G	6-6	200	Sr.	Southfield, Mich. (Lathrup)
5	Anthony Clemmons	G	6-1	195	So.	Lansing, Mich. (Sexton)
10	Mike Gesell	G	6-1	190	So.	South Sioux City, Neb. (South Sioux City)
13	Kyle Denning	G	6-2	160	Jr.	Cedar Falls, Iowa (Northern University HS)
15	Zach McCabe	F	6-7	235	Sr.	Sioux City, Iowa (Bishop Heelan)
20	Jarrod Uthoff	F	6-8	208	So.	Cedar Rapids, Iowa (Jefferson)
23	Okey Ukah	F	6-6	210	Jr.	Iowa City, Iowa (West/Kirkwood CC)
30	Aaron White	F	6-9	220	Jr.	Strongsville, Ohio (Strongsville)
34	Adam Woodbury	C	7-1	240	So.	Sioux City, Iowa (East)
35	Darius Stokes	F	6-7	203	Jr.	Cedar Rapids, Iowa (Linn-Mar)
42	Kyle Meyer	F	6-10	225	Fr.-RS	Alpharetta, Ga. (Northview)

Head Coach: Fran McCaffery

Assistant Coaches: Kirk Speraw, Sherman Dillard, Andrew Francis

Head Coach Fran McCaffery

Fran McCaffery is in his fourth season as the head basketball coach at the University of Iowa and his 18th year overall as a college head coach. McCaffery spent five seasons (2005-10) as the head coach at Siena, six years at UNC-Greensboro (1999-2005) and three seasons at Lehigh (1985-88) before joining the Hawkeyes.



McCaffery has three decades of Division I coaching experience. He completed his 31st season as a collegiate coach in 2013, which includes 17 years as a head coach and 14 as an assistant.

McCaffery, 54, holds a career mark of 315-228 (.580) and guided his teams to eight postseason appearances (five NCAA, three NIT). He is 64-51 (.556) at Iowa.

Since taking over the Iowa program in 2010, the Hawkeyes have increased their win total by 15 games. McCaffery coached Iowa to 25 victories in 2013, equaling the second-most win total in program history. McCaffery has guided the Black and Gold to back-to-back NIT appearances, including a runner-up finish in 2013.

McCaffery and the Hawkeyes have made Carver-Hawkeye Arena one of the most feared arenas to play nationally. Fans have embraced McCaffery and his team's style of play with attendance increasing by 30 percent since 2010. The Hawkeyes won a school-record 18 home games a year ago, which includes 19 straight against unranked opponents dating back to 2012 -- the third-longest active streak in the Big Ten.

McCaffery's five years at Siena were the best in its 70-year history. He led the Saints on an incredible run that ended with three straight Metro Atlantic Athletic Conference championships and NCAA Tournament appearances. In so doing, Siena became the only program in the country to win its regular season and postseason title 2008-10.

McCaffery's Saints owned a 112-51 (.687) record in his five years with the program. He guided the Saints to four consecutive 20-win seasons.

The 2009 MAAC Coach of the Year and 2010 District I Coach of the Year is the third winningest coach, by percentage, in league history (68-22, .756). He is the only coach to guide a MAAC program to two NCAA Tournament wins. McCaffery led his 2008 and 2009 teams to first round NCAA Tournament victories over Vanderbilt and Ohio State, respectively.

In his final two seasons at Siena, he coached the Saints to back-to-back 27-win campaigns and boasted a combined 39-3 (.929) record against MAAC opponents, which included MAAC Tournament contests.

McCaffery began his coaching career as an assistant at Penn (1982-83) and Lehigh (1983-85). After three seasons as head coach at Lehigh, he spent 11 seasons as an assistant at Notre Dame (1988-99).

McCaffery played basketball at Wake Forest his freshman year (1977-78) and then concluded his collegiate playing career at Penn his final three seasons (1979-82).

He earned his B.S. degree in Economics from The Wharton School (Penn) in 1982. McCaffery also earned a Master of Education from Lehigh in 1985.

COACHING HONORS

NABC District I Coach of the Year, 2009-10

MAAC Coach of the Year, 2008-09

HEAD COACHING EXPERIENCE

Lehigh (1985-88):49-39 (.557); 8-6 (.571) League
UNC-Greensboro (1999-05).....90-87 (.508); 49-47 (.510) League
Siena (2005-10)112-51 (.687); 68-22 (.756) League
Iowa (2010-present):.....64-51 (.556); 21-33 (.389) League

McCaffery File

Born: May 23, 1959
Hometown: Philadelphia, Pa.
High School: LaSalle, 1977
College: B.S. in Economics, The Wharton School (Penn), 1982
Master of Education, Lehigh, 1985
Family: Wife, Margaret
Sons, Connor, Patrick and Jonathan Francis
Daughter, Marit Katherine
Brother, Jack (sportswriter in Philadelphia area)

Coaching Honors

MAAC Coach of the Year, 2009

NABC District I Coach of the Year, 2009-10

Coaching History (30 years)

1982-83 Assistant Coach, Penn
1983-85 Assistant Coach, Lehigh
1985-88 Head Coach, Lehigh
1988-99 Assistant Coach, Notre Dame
1999-05 Head Coach, UNC-Greensboro
2005-10 Head Coach, Siena
2010-present Head Coach, University of Iowa

Coaching Chart

Overall (17 seasons): 315-228 (.580)

At Iowa (four seasons): 64-51 (.556)

At Siena (five seasons): 112-51 (.688)

At UNCG (six seasons): 90-87 (.508)

At Lehigh (three seasons): 49-40 (.551)

NCAA Tournament (five appearances*): 2-5

NIT (three appearances): 5-3

**McCaffery is the first coach to bring three different programs from one-bid leagues to the NCAA Tournament (conferences that sent just one team the year his program advanced).*

McCaffery in Postseason Play

1988 NCAA Tournament - - Lehigh
1989 NCAA Tournament - - Notre Dame
1990 NCAA Tournament - - Notre Dame
1992 NIT - - Notre Dame
1997 NIT - - Notre Dame
2001 NCAA Tournament - - UNC-Greensboro
2002 NIT - - UNC-Greensboro
2008 NCAA Tournament - - Siena
2009 NCAA Tournament - - Siena
2010 NCAA Tournament - - Siena
2012 NIT - - Iowa
2013 NIT -- Iowa

Playing Experience

Wake Forest, 1977-78

Penn, 1979-82

2013-14 Big Ten Standings/Schedule

Team	Big Ten	Pct.	Overall	Pct.
Wisconsin	0-0	.000	10-0	1.000
Ohio State	0-0	.000	8-0	1.000
IOWA	0-0	.000	10-1	.909
Illinois	0-0	.000	8-1	.889
Michigan St	0-0	.000	7-1	.875
Purdue	0-0	.000	8-2	.800
Minnesota	0-0	.000	8-2	.800
Indiana	0-0	.000	7-2	.778
Nebraska	0-0	.000	6-2	.750
Penn State	0-0	.000	7-3	.700
Michigan	0-0	.000	6-3	.667
Northwestern	0-0	.000	5-5	.500

Wednesday, Dec. 11

Penn State at Duquesne, 6 p.m.
Bryant at Ohio State, 6:30 p.m.
Milwaukee at Wisconsin, 7 p.m.

Friday, Dec. 13

Iowa at Iowa State, 8:30 p.m. (ESPNU)

Saturday, Dec. 14

Arizona at Michigan, 11 a.m. (CBS)
Princeton at Penn State, 1 p.m. (BTN)
Eastern Kentucky at Wisconsin, 1 p.m. (ESPN3)
Notre Dame vs. Indiana, 2:15 p.m. (ESPN)
Michigan State at Oakland, 3 p.m. (ESPN2)
Arkansas State at Nebraska, 3 p.m. (BTN)
Butler vs. Purdue, 5 p.m. (BTN)
North Dakota State at Ohio State, 7:15 p.m. (BTN)
Oregon vs. Illinois, 8 p.m. (ESPN2)

National Rankings

Coaches Poll

Dec. 9

1. Arizona.....	797
2. Ohio State.....	749
3. Syracuse.....	746
4. Louisville.....	684
5. Michigan St.....	655
6. Wisconsin.....	600
7. Duke.....	562
8. Wichita State.....	542
9. Oklahoma St.....	518
10. Kentucky.....	491
11. Oregon.....	462
12. Connecticut.....	455
13. Kansas.....	445
14. Villanova.....	333
15. Memphis.....	323
16. Iowa State.....	298
Gonzaga.....	298
18. Baylor.....	278
19. Florida.....	258
20. UMass.....	192
21. North Carolina ...	172
22. IOWA.....	103
23. UCLA.....	86
24. San Diego State.....	65
25. Michigan.....	50

Associated Press Poll

Dec. 9

1. Arizona.....	1,623
2. Syracuse.....	1,522
3. Ohio State.....	1,453
4. Wisconsin.....	1,318
5. Michigan St.....	1,311
6. Louisville.....	1,262
7. Oklahoma St.....	1,160
8. Duke.....	1,040
9. Connecticut.....	981
10. Villanova.....	938
11. Kentucky.....	926
12. Wichita State.....	884
13. Kansas.....	862
14. Baylor.....	843
15. Oregon.....	831
16. Memphis.....	768
17. Iowa State.....	606
18. North Carolina ...	450
19. Florida.....	434
20. Gonzaga.....	365
21. Colorado.....	330
22. UMass.....	326
23. IOWA.....	207
24. Missouri.....	203
25. San Diego State..	159

LAST MEETING

Iowa trailed Iowa State 36-35 at halftime, but outscored the Cyclones by 10 in the second half en route to an 80-71 win on Dec. 7, in Iowa City. Aaron White led all scorers with 18 points, while Anthony Clemmons had 14 points and a game-high eight assists in a starting role. Mike Gesell chipped in 11 points and grabbed five rebounds.

Georges Niang came off the bench and netted 13 points and had five rebounds in 33 minutes of action. Melvin Ejim had five points and four rebounds.

HAWKEYES CRUISE TO VICTORY OVER FAIRLEIGH DICKINSON

• After falling behind 6-0, Iowa scored 19 straight points to pull away and ultimately beat Fairleigh Dickinson, 92-59, Monday night in Iowa City.

• Three Hawkeyes posted double-doubles: Melsahn Basabe (12 points and 11 rebounds); Gabriel Olaseni (14 points and 10 rebounds); Jarrod Uthoff (10 points and 10 rebounds). The last time an Iowa team had three players post double-doubles in the same game was against Penn State on March 7, 2009 in a double overtime contest: Cyrus Tate (15 points and 10 rebounds); Jake Kelly (22 points and 11 assists); Jarryd Cole (14 points and 11 rebounds). The last time Iowa had three players post double-doubles in points and rebounds was against UC-Irvine on Dec. 29, 1993: Jess Settles (21 points and 11 rebounds); Jim Bartels (10 points and 12 rebounds); Russ Millard (12 points and 11 rebounds).

• Iowa's 54 rebounds ties for the fifth-highest rebound total the last four seasons under Fran McCaffery.

• The Hawkeyes featured balance scoring, with 10 players scoring no fewer than four points and no player scoring more than 14 points.

• Iowa's bench scored 51, while Fairleigh Dickinson totaled 59 total points.

HAWKEYES BEAT DRAKE. 83-66. AT BIG FOUR CLASSIC

• Iowa closed the first half on a 10-0 surge to pull away from Drake and ultimately win 83-66 Saturday night at Wells Fargo Arena in Des Moines.

• Iowa improved to 2-0 in Big Four Classic games, beating Northern Iowa a year ago.

• Four Hawkeyes netted double figures: Melsahn Basabe (15), Jarrod Uthoff (14), Peter Jok (14) and Roy Devyn Marble (14). It marked the first game this season that Basabe has led the team in scoring.

• Iowa dominated the glass, outrebounding the Bulldogs by 19 (47-28). Jarrod Uthoff led all rebounders with nine off the bench.

• The Hawkeyes outscored Drake, 29-5, in second chance opportunities after grabbing 17 offensive boards. Iowa limited the Bulldogs to only six offensive rebounds.

• Iowa attacked the basket and was rewarded with 30 free throw attempts (made 22).

• All 10 players who played 14 minutes or more scored at least two points.

UTHOFF. OLASENI LEADING HAWKEYES OFF BENCH

Junior Gabriel Olaseni and sophomore Jarrod Uthoff are averaging a combined 17.4 points, 12.7 rebounds and 3.6 blocks per game coming off the bench for the Hawkeyes. Uthoff ranks third on the team in scoring (10.3) and first in rebounding (7.0), while Olaseni ranks first on the squad in rejections (2.1) and third in rebounding (5.7).

HOT START FOR McCABE

Senior Zach McCabe ranks fourth on the team in scoring (9.5) due in large part to his accurate shooting. The native of Sioux City, Iowa, is shooting at a 48 percent clip from 3-point range (16-of-33). His 3-point shooting percentage ranks second behind Michigan's Nik Stauskas in the Big Ten.

HAWKEYES RANK HIGH IN STATISTICS

Iowa leads the Big Ten in scoring (89.5), scoring margin (+25.4), and field goal percentage defense (.360). The Hawkeyes also rank second in the conference in total rebounds (46.0), blocks (6.1), turnover margin (+4.3), 3-point field goal percentage defense (.263), and assists (18.0).

Iowa ranks fourth in the country in scoring margin (+25.4) and field goal percentage defense (.360); ninth in scoring (89.5); ninth in assists (18.0) and assist-to-turnover ratio (1.7); 14th in 3-point field goal percentage defense (.263); and 20th in blocks (6.1).

Individually, Mike Gesell ranks sixth in the nation in assist-to-turnover ratio (4.6), while Roy Devyn Marble ranks 34th in steals (2.3).

Iowa Athletic Communications

5300 Carver-Hawkeye Arena, Iowa City, IA 52242
Phone: 319-335-9411 • Fax: 319-335-9417
hawkeyesports.com • hawkeyebasketball.com

MBB CONTACT: MATTHEW WEITZEL

office: 319-335-6590 • cell: 319-430-8176
email: matthew-weitzel@hawkeyesports.com
Twitter: @BigWeitz

Practice Coverage

All Iowa men's basketball practices are closed to the media and public.

Coach and Player Interviews

Media interested in setting up interviews with players and/or coaches need to coordinate their requests through Matthew Weitzel in the Iowa Athletic Communications Office.

Social Media

In addition to obtaining the most up-to-date information on Iowa's official website: hawkeyesports.com, fans and media can also get additional information, notes, photos, promotions, videos and more via Iowa basketball's social media sites. Follow Hawkeye hoops on Twitter (@IowaHoops) and on Facebook ([facebook.com/hawkeyebasketball](https://www.facebook.com/hawkeyebasketball)).

News Conferences

Following is a list of dates for basketball news conferences with Fran McCaffery. The news conferences take place in the Media Room on the ground floor of Carver-Hawkeye Arena. Selected players will be available after McCaffery meets with the media.

Following are the news conference dates:

Dec.	11th	20th	30th	
Jan.	7th	16th	27th	
Feb.	3rd	13th	21st	28th
March	7th	TBD		

Big Ten Tele-Conferences

Media have an opportunity to ask questions to each Big Ten coach on Dec. 9 and then every Monday morning beginning Jan. 6. For a detailed schedule and phone number, email Brett McWethy at the Big Ten office: bmcwethy@bigten.org.

Coach McCaffery speaks for 10 minutes starting at 9:10 a.m. (CT).

Postgame Interviews

Postgame press conferences include both head coaches in the Media Room. Requested Iowa players will also be available in the Media Room while visiting players outside their locker room.

SCOUTING IOWA STATE

- Iowa State enters Friday night's game unbeaten, recording wins at home in five of its seven games.
- The Cyclones average 91.7 points per game and a margin of victory of +24.1. Five Cyclones average double figures in scoring: Melvin Ejim (18.0); DeAndre Kane (15.4); Georges Niang (13.1); Dustin Hogue (12.7); and Matt Thomas (10.3).
- Naz Long (19) and Matt Thomas (15) lead the Cyclones in 3-pointers made.
- Iowa State boasts a +9.0 rebounding margin. Dustin Hogue leads the Cyclones pulling down an average of 10.4 boards per contest.
- Iowa State ranks third in the country in assists (19.9); fourth in 3-pointers made (10.4); fifth in scoring margin (24.1); seventh in assist-to-turnover ratio (1.76); 17th in rebounding margin (9.0); and 22nd in 3-point field goal percentage defense (.370). Individually, Monte Morris ranks seventh in the nation in assist-to-turnover ratio (4.5), Naz Long ranks 12th in 3-point accuracy (.543), while Dustin Hogue is 14th in rebounds (10.4).
- Iowa State won its last game against Northern Iowa Saturday in Des Moines in overtime. Two Cyclones posted double-doubles: Dustin Hogue (17 points and 14 rebounds) and DeAndre Kane (18 points and 11 rebounds).

HAWKEYES FINISH RUNNERS-UP AT BATTLE 4 ATLANTIS

Iowa won its first two games over Xavier (77-74 in overtime) and UTEP (89-53) before being edged by Villanova in the championship game (88-83 in overtime) at the Battle 4 Atlantis holiday tournament held at Paradise Island in the Bahamas.

The Hawkeyes rallied from a 15-point deficit in their first contest against Xavier to win, but surrendered a 15-point first-half advantage to Villanova in the championship. Both contests went to overtime. Iowa cruised to a 36-point victory over UTEP in the semifinals.

Seniors Roy Devyn Marble and Zach McCabe were honored on the all-tournament team. Marble led all scorers averaging 20.3 points, while also averaging 4.7 rebounds and 4.3 assists in the three games. His 61 points in the three contests tie the tournament record with Minnesota's Andre Hollins (2012), while his 24 points against Villanova are the most by a player in the championship game in the three-year history of the tournament. McCabe averaged 13 points, shooting 50 percent from the field (14-of-28) and 3-point territory (8-of-16).

MARBLES RISING AMONG FATHER-SON SCORING COMBOS

Iowa's Roy Marble (1986-89) and Roy Devyn Marble (2011-present) are rising among the leading father-son scoring duo in collegiate history. Currently, the Marble's (3,422) rank third among father-son combos, playing at the same school, behind the Burt's of Iowa (4,568) and the Perry's of Holy Cross (3,506). Overall, the Marble's are eighth.

Father/Son Combo	Total Points
1. ^ Iowa's Steve Burt (2,534) & Steve Burt Jr. (2,034)	4,568
2. Jimmy Walker of Providence (2,045) & Jalen Rose of Michigan (1,788)	3,883
3. Rick Barry of Miami (2,298) & Jon Barry of Pacific/Ga. Tech (1,355)	3,653
4. Rick Barry of Miami (2,298) & Brent Barry of Oregon State (1,304)	3,602
5. Rick Barry of Miami (2,298) & Drew Barry of Georgia Tech (1,253)	3,551
Eric Piatkowski of Nebraska (1,924) & Walt Piatkowski of Bowling Green (1,577)	3,511
7. ^ Holy Cross' Ron Perry (982) & Ronnie Perry (2,524)	3,506
8. ^ Iowa's Roy Marble (2,116) & Roy Devyn Marble (1,306)	3,422

^ - Same school

BENCH MOB

Iowa's reserves played a large role in Iowa's 10 victories. Iowa's bench is averaging 42.3 points, 24.9 rebounds and 4.2 blocks through 11 contests.

Hawkeye Twitter Handles

Melsahn Basabe@_mellyjose	Josh Oglesby@joshoglesby22
Anthony Clemmons@sapp_5	Gabriel Olaseni@agolaseni
Kyle Denning@kdenning13	Darius Stokes@dstokes35
Mike Gesell@mikegesell10	Okey Ukah@ok_ukah
Peter Jok@jok_city	Jarrod Uthoff@mr_uthoff
Roy Devyn Marble@dmarble4	Aaron White@aaron_white30
Zach McCabe@zmccabe15	Adam Woodbury@adamwoodbury34
Kyle Meyer@kylemeyer42	

CENTER OF ATTENTION

Iowa is getting 12.4 points, 9.4 rebounds and 2.4 blocks per game from their center position of Adam Woodbury and Gabriel Olaseni.

BLOCK PARTY

Junior Gabriel Olaseni has blocked at least three shots five times this season. His 23 blocks rank sixth in the Big Ten (2.1 average). The center rejected five shots in the season opener against UNC Wilmington.

As a team, Iowa ranks second in the Big Ten and 20th nationally in rejections per game (6.1).

COACHING EXPERIENCE

Fran McCaffery has one of the most experienced coaching staffs in the country. The Iowa men's basketball staff has 65 years of combined collegiate head coaching experience and more than 130 years of collegiate coaching under their belts. Listed below are the number of years of head coaching experience on the Iowa staff.

Coach	Years
Fran McCaffery	17 years
Kirk Speraw's	20 years
Sherman Dillard	10 years
Andrew Francis	2 years
Billy Taylor	11 years
Al Seibert	5 years

HOME COOKIN'

The Hawkeyes posted a school-record 18 home wins last season (18-2), the most since posting 17 home victories in 2006. Iowa's two losses came by less than four points to nationally-ranked teams (Michigan State and Indiana). Iowa was 11-0 against non-conference opponents a year ago at home.

Iowa has won 25-straight home games against unranked opponents, dating back to the Dayton game on March 13, 2012 -- the third-longest active streak in the Big Ten. Iowa has also won 22 straight at home against nonconference opponents, dating back to 2011.

ATTENDANCE ON THE RISE

Iowa's attendance has increased each season since Fran McCaffery's arrival in Iowa City. The Hawkeyes averaged 11,635 in 16 games in 2011; 11,908 fans in 19 contests in 2012; and 13,625 in 20 games last season. Iowa's attendance boost from 2012 to 2013 ranked as the eighth-largest in the country. Iowa averages 14,567 fans this season.

BASABE MOVIN' ON UP

Senior Melsahn Basabe has had a solid start to the 2013-14 season. The native of Glen Cove, N.Y., is averaging 7.7 points and 6.3 rebounds in only 18 minutes per game of action.

Since the start of the year, Basabe has moved past Ryan Bowen for fourth place on Iowa's career blocks list with 131. Basabe led the team in blocked shots in each of his first three seasons with the Hawkeyes. The senior will be looking to become the third Hawkeye since 1980 to lead the squad in rejections four straight seasons. Greg Stokes led the team in blocks 1982-86, while Acie Earl led the team from 1990-93.

Basabe, who's 639 career rebounds are the most among active Big Ten players, has 1,000 career points in his sights. Basabe enters Friday's contest at Iowa State with 973 points.

WHITE HOT

Junior Aaron White ranks second on the team in rebounding (5.6) and scoring (12.6). White, who led the Hawkeyes in rebounding in each of his first two seasons, is looking to become the fifth player since 1960 to lead the Hawkeyes in rebounding three consecutive seasons. White would join Don Nelson (1960-62); Kevin Kunnert (1971-73); Bruce King (1975-77); and Greg Brunner (2004-06).

White became the 41st Hawkeye to surpass 1,000 career points with his 19th point scored with one second remaining at the free throw line versus Notre Dame (Dec. 3).

Aaron White scored 42 combined points against Nebraska-Omaha (Nov. 10) and Maryland Eastern Shore (Nov. 14), netting 20 versus Omaha and 22 against Maryland Eastern Shore. It marked the second time in his career that the junior posted 20-plus points in back-to-back outings (also final two games of his rookie year).

White ranks second in the conference in field goal percentage (.653).

OGLESBY OUT 6 WEEKS

Junior Josh Oglesby broke a bone in his right foot during practice on Nov. 6. The shooting guard had surgery on Nov. 8 and is expected to miss approximately six weeks.

Oglesby (6-foot-5, 208 pounds) played in 37 contests, including two starts, a year ago. The native of Cedar Rapids, Iowa, scored 126 of his 165 points from 3-point territory his sophomore campaign.

MARBLE EARNS WEEKLY PRAISE

Senior Roy Devyn Marble poured in 61 points to tie the Battle 4 Atlantis tournament record, earning Big Ten Player of the Week accolades by *College Sports Madness*. Marble averaged 20.3 points, 4.7 rebounds and 4.2 assists in the three games.

Marble passed Kenyon Murray (1993-96) and Jeff Moe (1985-88) on Iowa's career scoring chart. Marble enters Friday's game against the Cyclones 17th with 1,306 points, 37 points shy of James Moses (1,343).

IOWA FASTBREAKS

- The Hawkeyes have out-rebounded nine of their 11 opponents.
- Iowa is 26-3 when scoring 80 points or more, the last four seasons. The Hawkeyes are 36-1 when holding opponents to fewer than 61 points, the last four seasons.
- Iowa's average starting lineup height is 6-foot-6. The Hawkeye lineup consists of two sophomores, one junior, and two seniors.
- Zach McCabe and Roy Devyn Marble were named to the Battle 4 Atlantis all-tournament team.
- Iowa has scored 82-plus points in all but one game this season (77 against Xavier).
- Iowa has been credited with 20 or more assists four times this season.
- Since moving to point guard in game No. 3 (Nov. 14), Mike Gesell has posted 33 assists and only six turnovers (5.5 ratio).
- Jarrod Uthoff is averaging 10.3 points, seven rebounds, and 1.5 blocks off the bench. The sophomore has reached double digits in six games. The native of Cedar Rapids, Iowa, ranks sixth in the Big Ten in free throw percentage (.857) and is eighth in rebounding (7.0).
- Iowa scored 80-plus points in each of its first five games for the fourth time in school history (also 1986-87, 1994-95 & 1997-98).
- Iowa has made (254) more free throws than its opponents have attempted (194).

Iowa Category Leaders

LED IN SCORING:	White	(4)
REACHED DOUBLE FIGURES:.....	Marble	(8)
30+ POINT GAMES:.....	Marble	(1)
20+ POINT GAMES:.....	White	(3)
LED IN REBOUNDING:	Uthoff	(4)
DOUBLE-FIGURE REBOUNDS:.....	Uthoff, Olaseni	(2)
DOUBLE-DOUBLES:	Olaseni, Uthoff	(2)
LED IN ASSISTS:	Marble	(5)
LED IN STEALS:.....	Marble	(6)
LED IN BLOCKS:.....	Olaseni	(7)
5+ FTA GAMES:	White	(7)

*includes ties for team lead

Late Game Free Throw Shooting

IN FINAL FIVE MINUTES OF GAME

Player	FTM	FTA	Pct.
Gabriel Olaseni	5	5	1.000
Mike Gesell	4	4	1.000
Melsahn Basabe	2	2	1.000
Zach McCabe	6	7	.857
Jarrold Uthoff	10	12	.833
Peter Jok	4	5	.800
Roy Devyn Marble	7	10	.700
Aaron White	7	10	.700
Okey Ukah	1	2	.500
Anthony Clemmons	2	6	.333
TOTALS	48	63	.762

IN FINAL TWO MINUTES OF GAME

Player	FTM	FTA	Pct.
Gabriel Olaseni	4	4	1.000
Peter Jok	2	2	1.000
Zach McCabe	5	6	.833
Roy Devyn Marble	5	7	.714
Jarrold Uthoff	4	6	.667
Aaron White	5	8	.625
Okey Ukah	1	2	.500
Anthony Clemmons	1	2	.500
TOTALS	27	37	.730

IN FINAL ONE MINUTE OF GAME

Player	FTM	FTA	Pct.
Zach McCabe	2	2	1.000
Peter Jok	2	2	1.000
Gabriel Olaseni	2	2	1.000
Jarrold Uthoff	3	4	.750
Roy Devyn Marble	3	5	.600
Okey Ukah	1	2	.500
Anthony Clemmons	1	2	.500
Aaron White	4	7	.571
TOTALS	18	26	.692

Iowa Career Scoring

13.	1,502	Jeff Horner	2003-06
14.	1,372	Ed Horton	1986-89
15.	1,361	Bruce King	1975-77
16.	1,343	James Moses	1989-92
17.	1,306	Roy Devyn Marble	2010-p

41.	1,016	Aaron White	2011-p
	973	Melsahn Basabe	2010-p

- Iowa will spend next week studying and taking final exams before returning to action on Dec. 22 against Arkansas-Pine Bluff.
- Iowa played overtime games two days apart (Xavier and Villanova) for the third time in program history. The Hawkeyes plated five extra minutes against Maryland (Dec. 25, 1984) and Cornell (Dec. 27, 1984), and Michigan (Jan. 9, 1992) and Illinois (Jan. 11, 1992).
- Iowa's overtime win over Xavier marked its first overtime victory since March 7, 2009 (versus Penn State -- double overtime). The Hawkeyes had lost five straight overtime games before last week's win over Xavier.
- Iowa's win over UTEP was the team's seventh consecutive to start the season. The last time an Iowa team won seven straight to start a year was 2000-01; that team won its first nine.
- Iowa's 249 points and 19.0 assists average, in three games, are a Battle 4 Atlantis tournament records.
- The Hawkeyes erupted for 100-plus points for consecutive contests (Maryland-Eastern Shore and Abilene Christian) for the first time since the beginning of the 1997-98 campaign where Iowa topped the century mark three straight games (105 vs. Chicago State; 112 vs. North Texas; 101 vs. Long Island).
- Aaron White is the first Hawkeye since Jared Reiner (2002-03) to score at least 20 points and grab 15 or more rebounds in a game. White had 20 points and 15 rebounds in Iowa's win over Nebraska-Omaha.
- Iowa's five turnovers against Abilene Christian are its fewest in a game since five against Boise State on Dec. 22, 2011.
- In Iowa's season opener, Jarrod Uthoff (14 points, seven rebounds, four blocks) became only the second Big Ten player since the 1996-97 season to register 14-plus points, seven-plus rebounds and four-plus blocks in his first career game (Ohio State's Greg Oden, 2006-07).
- The Hawkeyes blocked 12 shots versus UNC Wilmington, one shy of the school record of 13 set last year vs. Illinois. Junior Gabriel Olaseni rejected five shots, all in the first half.
- Fran McCaffery has guided Iowa to win improvements in each of his first three seasons, going from 11 wins, to 18, to 25 last year. McCaffery's highest win total as a head coach is when he coached Siena to back-to-back 27-win seasons in 2009 and 2010.
- Roy Devyn Marble and Aaron White have each increased their scoring output each season in an Iowa uniform. Marble averaged 5.7 points as a freshman, to 11.5 his sophomore campaign and 15.0 points last season as a junior. White averaged 11.1 points as a rookie and 12.8 points last year as a sophomore.
- Darius Stokes earned a scholarship after being a walk-on the last three years. The Cedar Rapids, Iowa, native is a redshirt junior.
- Okey Ukah has been added to the roster as a walk-on. The Iowa City native is a junior.

LEADING THE TEAM

Following is the number of times a player led Iowa in scoring, rebounding, assists and steals. If two or more players tied for the team lead, all were credited for that game:

Player	Scoring	Rebounding	Assists	Blocks	Steals
Jarrold Uthoff	2	4	1	3	---
Zach McCabe	---	1	1	---	---
Gabriel Olaseni	1	2	---	7	---
Roy Devyn Marble	3	---	5	1	6
Aaron White	4	3	2	1	1
Melsahn Basabe	1	2	---	3	1
Anthony Clemmons	---	---	4	1	1
Mike Gesell	---	---	3	---	3
Peter Jok	---	---	1	---	---
Adam Woodbury	---	1	---	---	---

ADDITIONAL SINGLE-GAME TICKETS ON SALE

A limited number of tickets are available remaining 10 home games. That schedule includes nine Big Ten games and Arkansas-Pine Bluff (Dec. 22).

There are no limits to the number of tickets that can be purchased per game with the following exceptions: A limit of four (4) tickets for Iowa's games weekday games against Michigan State, and all of Iowa's games against Big Ten opponents played on either Saturday or Sunday.

Iowa in Big Ten Statistics

Category	All Games		NCAA	
	Stat	Rank	Stat	Rank
Scoring Offense	89.5	1st	89.5	9th
Scoring Margin	+25.4	1st	+25.4	4th
FG% Defense	.360	1st	.360	4th
3-PT FG Defense	.263	2nd	.263	14th
Blocked Shots	6.1	2nd	6.1	20th
Turnover Margin	+4.3	2nd	---	---
Assists	18.0	2nd	18.0	9th
Rebounding Margin	+10.1	2nd	---	---
Free Throw %	.745	3rd	---	---
Assist/TO Ratio	1.7	3rd	1.7	9th
Field Goal %	.469	4th	---	---
Steals	7.2	4th	---	---
3-Pt. Field Goal %	.369	5th	---	---
Scoring Defense	64.2	5th	---	---
3-Pt. FG Per Game	6.3	9th	---	---

Category	Player	All Games		NCAA	
		Stat	Rank	Stat	Rank
FG%	Aaron White	.653	2nd	---	---
	Jarrold Uthoff	.547	5th	---	---
	Melsahn Basabe	.540	9th	---	---
Blk. Shots	Gabriel Olaseni	2.1	4th	---	---
	Jarrold Uthoff	1.7	7th	---	---
Rebounding	Jarrold Uthoff	7.0	8th	---	---
	Melsahn Basabe	6.3	15th	---	---
Scoring	Roy Devyn Marble	15.6	11th	---	---
	Aaron White	12.6	21st	---	---
Assists	Roy Devyn Marble	3.5	11th	---	---
	Mike Gesell	3.4	12th	---	---
	Anthony Clemmons	3.2	14th	---	---
Steals	Roy Devyn Marble	2.3	2nd	2.3	34th
Ast/TO Ratio	Mike Gesell	4.6	1st	4.6	6th
	Anthony Clemmons	2.9	4th	---	---
	Roy Devyn Marble	2.6	8th	---	---
FT%	Jarrold Uthoff	.857	6th	---	---
	Aaron White	.846	7th	---	---
3-Pt. FG%	Zach McCabe	.485	2nd	---	---

IOWA VS. RANKED TEAMS

Friday will be Iowa's first game against a nationally-ranked opponent. These are Iowa's most recent wins vs. nationally-ranked opponents:

At Home:	67-66 over 15th-ranked Wisconsin, 2/23/12
	78-66 over 18th-ranked Indiana, 2/19/12
	75-59 over 13th-ranked Michigan, 1/14/12
On the Road:	67-65 over sixth-ranked Purdue, 3/5/11
	43-36 over sixth-ranked Michigan State, 1/12/08
	72-65 over 11th-ranked Wisconsin, 12/31/11
Neutral Court:	70-67 over 21st-ranked Indiana, 2/11/06
	67-60 over seventh-ranked Ohio State, 3/12/06
	<i>In semifinals of Big Ten Tournament</i>

WORLD TRAVELERS

Iowa traveled to France and the United Kingdom in August to compete in six exhibition games. The Hawkeyes posted a 5-1 record against professional teams, boasting a +22.0 scoring margin.

Aaron White led the team, averaging 13.6 points, followed by Peter Jok (13.3), Melsahn Basabe (12.6) and Roy Devyn Marble (11.2).

Prior to traveling with his teammates to Europe in August, White also competed for Team USA at the World University Games in Russia in July. The Hawkeye junior played in five countries in five months: Russia (July), England (August), France (August), United States (November), and Bahamas (November).

HAWKEYEBASKETBALL.COM

Check out the Iowa basketball team's website, HawkeyeBasketball.com, devoted to everything on-and-off-the-court surrounding the program.

HawkeyeBasketball.com allows fans a chance to go behind the scenes with the Hawkeye basketball program on and off the court. The site is complete with exclusive videos, photo galleries and content featuring the basketball program.

HawkeyeBasketball.com will be updated throughout the year with exclusive videos, including and game highlights, along with news stories and other content.

Last 3 Games Statistics

#	Player	gp-gs	min	avg	Total		3-Point		F-Throw		Rebounds				pf	dq	a	to	blk	stl	pts	avg	
					fg-fga	fg%	3fg-fga	3fg%	ft-fa	ft%	off	def	tot	avg									
10	Uthoff, Jarrod	3-0	64	21.3	12-19	.632	3-5	.600	13-17	.765	7	18	25	8.3	2	0	1	1	3	0	40	13.3	
14	Marble, Roy Devyn	3-3	85	28.3	15-34	.441	3-11	.273	5-8	.625	1	11	12	4.0	2	0	7	3	1	4	38	12.7	
10	White, Aaron	3-3	74	24.7	13-18	.722	0-1	.000	9-10	.900	6	5	11	3.7	4	0	12	4	2	3	35	11.7	
11	Basabe, Melsahn	3-3	50	16.7	15-21	.714	0-0	.000	3-6	.500	6	14	20	6.7	6	0	0	5	4	0	33	11.0	
13	Jok, Peter	3-0	47	15.7	10-22	.455	3-9	.333	5-6	.833	3	6	9	3.0	2	0	5	0	0	2	28	9.3	
5	McCabe, Zach	3-0	55	18.3	7-17	.412	3-8	.375	10-11	.909	5	3	8	2.7	5	0	3	0	0	1	27	9.0	
10	Olaseni, Gabriel	3-0	47	15.7	8-18	.444	0-0	.000	10-13	.769	7	10	17	5.7	6	0	3	2	3	1	26	8.7	
14	Woodbury, Adam	3-3	52	17.3	8-16	.500	0-0	.000	4-7	.571	6	6	12	4.0	6	0	5	3	1	1	20	6.7	
0	Gesell, Mike	3-3	59	19.7	5-15	.333	2-5	.400	6-6	1.000	1	9	10	3.3	6	0	9	4	0	4	18	6.0	
15	Clemmons, Anthony	3-0	43	14.3	2-7	.286	0-2	.000	2-2	1.000	2	2	4	1.3	4	0	5	2	0	0	6	2.0	
3	Denning, Kyle	2-0	6	3.0	1-2	.500	0-1	.000	0-0	.000	0	0	0	0.0	0	0	0	0	0	0	2	1.0	
2	Meyer, Kyle	2-0	6	3.0	0-0	.000	0-0	.000	0-0	.000	0	0	0	0.0	0	0	0	0	0	0	0	0.0	
3	Ukah, Okey	2-0	6	3.0	0-2	.000	0-0	.000	0-0	.000	0	2	2	1.0	0	0	0	1	0	0	0	0.0	
15	Stokes, Darius	2-0	6	3.0	0-1	.000	0-0	.000	0-0	.000	0	1	1	0.5	0	0	0	0	0	0	0	0.0	
Team											4	2	6										
Total.....		3	600		96-192	.500	14-42	.333	67-86	.779	48	89	137	45.7	43	0	50	25	14	16	273	91.0	
Opponents.....		3	600		79-191	.414	27-68	.397	33-43	.767	27	59	86	28.7	65	1	44	26	11	17	218	72.7	



**IOWA
HAWKEYES**



**IOWA STATE
CYCLONES**

2013-14	BIG TEN	AP	USA	RPI
10-1	0-0	23	22	31

2013-14	BIG 12	AP	USA	RPI
7-0	0-0	17	16	19

Iowa at Iowa State // GAME 12
Dec. 13, 2013 (Hilton Coliseum; Ames, Iowa)



0

Gabriel Olaseni • C

	MIN	PTS	REB	BLK	STL	FG%	FT%
SEASON	16.7	7.1	5.7	2.1	0.3	.414	.732
BIG TEN	---	---	---	---	---	---	---
CAREER	10.2	3.1	2.7	1.0	0.2	.473	.700

6-10 • 225 • Jr. • London, England

- ranks 4th in blocks in the Big Ten, averaging 2.3/game
- posted 2 double-doubles this year (Xavier & FDU)
- grabbed 5 or more rebounds in eight games off bench
- 14 pts versus FDU on Monday equaled a career best
- averaged 5.3 pts & 8.0 blks at Battle 4 Atlantis (3 games)




1

Melsahn Basabe • F

	MIN	PTS	REB	BLK	STL	FG%	FT%
SEASON	17.8	7.7	6.3	0.8	0.4	.540	.607
BIG TEN	---	---	---	---	---	---	---
CAREER	20.5	8.5	5.6	1.1	0.4	.528	.672

6-7 • 220 • Sr. • Glen Cove, N.Y.

- his 639 rebounds are most among Big Ten active players
- 27 points from reaching 1,000 career points
- Leads Iowa with 13 career double-doubles
- 131 blocks in his four years ranks 4th all-time at Iowa
- 6.3 rbs/game rank 2nd at Iowa this year & 15th in Big Ten



2

Josh Oglesby • G

	MIN	PTS	REB	AST	STL	FG%	FT%
SEASON	---	---	---	---	---	---	---
BIG TEN	---	---	---	---	---	---	---
CAREER	17.4	5.4	1.5	1.0	0.3	.336	.750

6-5 • 208 • Jr. • Cedar Rapids, Iowa

- scored in double figures 12 career times
- broke bone in his right foot on Nov. 6; questionable Friday



3

Peter Jok • G

	MIN	PTS	REB	AST	STL	FG%	FT%
SEASON	15.0	8.4	1.7	1.1	0.4	.400	.833
BIG TEN	---	---	---	---	---	---	---
CAREER	15.0	8.4	1.7	1.1	0.4	.400	.833

6-6 • 200 • Fr. • West Des Moines, Iowa

- tallied double figures six times, including last 2 contests
- ranks 5th in team scoring (8.4) & 3rd in 3-pters made (12)
- missed only 4 free throws (20-24)
- made at least one triple in five straight games
- scored a personal-best 15 points versus Abilene Christian



4

Roy Devyn Marble • G

	MIN	PTS	REB	AST	STL	FG%	FT%
SEASON	26.5	15.6	3.6	3.5	2.3	.406	.662
BIG TEN	---	---	---	---	---	---	---
CAREER	26.7	11.5	3.5	2.8	1.2	.412	.722

6-6 • 200 • Sr. • Iowa City, Iowa

- ranks 2nd in B1G and 34th in the country in steals (2.3)
- ranks 17th in Iowa career scoring (1,306)
- scored 30+ pts 3x in career - most of any active B1G player
- scored in double figures a team-best eight times this year
- Battle 4 Atlantis All-Tournament team (averaged 20.3 ppg)



5

Anthony Clemmons • G

	MIN	PTS	REB	AST	STL	FG%	FT%
SEASON	18.5	4.9	2.2	3.2	0.6	.571	.692
BIG TEN	---	---	---	---	---	---	---
CAREER	17.2	4.5	1.8	2.8	0.6	.408	.718

6-1 • 195 • So. • Lansing, Mich.

- ranks third on the team and 14th in B1G with 35 assists
- scored in all but one game this season
- shooting 57% (16-28) from the field in 11 games
- scored a season-high 11 pts & blocked 2 shots vs. Omaha
- averaged 4.7 asts at Battle 4 Atlantis (3 games)



10

Mike Gesell • G

	MIN	PTS	REB	AST	STL	FG%	FT%
SEASON	20.6	5.9	1.8	3.4	1.2	.371	.800
BIG TEN	---	---	---	---	---	---	---
CAREER	24.0	8.0	2.4	2.8	1.2	.397	.795

6-1 • 190 • So. • South Sioux City, Neb.

- shifted to point guard after starting 1st 2 games at 2 spot
- 33 assists & 6 turnovers since starting at point (9 games)
- averaged 7 points and 3 assists the last four games
- ranks 6th in the country in assist/turnover margin (4.6)
- averaged 7.3 pts & 4.0 asts at Battle 4 Atlantis (3 games)




15

Zach McCabe • F

	MIN	PTS	REB	AST	STL	FG%	FT%
SEASON	17.0	9.5	3.2	1.1	0.4	.486	.778
BIG TEN	---	---	---	---	---	---	---
CAREER	18.6	6.7	3.9	1.0	0.7	.418	.768

6-7 • 235 • Sr. • Sioux City, Iowa

- One of 2 Iowa players to reach double digits 8x this year
- tallied 10 points in Monday's game versus FDU
- scored 14 pts twice at Battle 4 Atlantis (Villanova/UTEP)
- Battle 4 Atlantis All-Tournament team (averaged 13.0 ppg)
- shooting 48% (16-33) from 3-point range this season




20

Jarrod Uthoff • F

	MIN	PTS	REB	AST	BLK	FG%	FT%
SEASON	20.7	10.3	7.0	0.9	1.5	.547	.857
BIG TEN	---	---	---	---	---	---	---
CAREER	20.7	10.3	7.0	0.9	1.5	.547	.857

6-9 • 208 • So. • Cedar Rapids, Iowa

- 1st in team rebounds (7.0); 3rd in scoring (10.3); 2nd in blks (1.5)
- 2 double-doubles this year (FDU and UMES)
- 10 points and 10 rebounds in Monday's win over FDU
- poured in career-high 19 points versus Penn (11/22)
- grabbed double-digit rebounds three times this season




30

Aaron White • F

	MIN	PTS	REB	BLK	AST	FG%	FT%
SEASON	24.1	12.6	5.6	0.4	2.4	.653	.846
BIG TEN	---	---	---	---	---	---	---
CAREER	26.3	12.1	5.9	0.6	1.3	.504	.744

6-9 • 220 • Jr. • Strongsville, Ohio

- scored career point No. 1,000 against Notre Dame (Dec. 3)
- ranks second in the Big Ten in FG% (.653)
- ranks 2nd in team scoring (12.6) & 3rd in rebounding (5.6)
- collected a season-high 3 steals in win over FDU Monday
- 9 career double-doubles



34

Adam Woodbury • C

	MIN	PTS	REB	AST	BLK	FG%	FT%
SEASON	15.7	5.4	3.7	1.0	0.4	.479	.684
BIG TEN	---	---	---	---	---	---	---
CAREER	16.3	5.0	4.5	0.7	0.7	.486	.557

7-1 • 240 • So. • Sioux City, Iowa

- averaged 6.7 points the last four games
- led team in rebounding against Penn (8)
- had 8 points, one shy of a season high, Monday vs. FDU
- shooting 13% better from the FT line compared to last year
- made 2 or more FG's the last 4 games, including 4 vs. FDU



IOWA HAWKEYE BASKETBALL

Updated Iowa Player Bio

Melsahn Basabe



1

Sr., 6-7, 220, Forward
Glen Cove, N.Y.
St. Mark's

- 27 points from reaching 1,000-point threshold
- His 131 career blocks ranks fourth all-time at Iowa
- Posted double figures four this season, including the last two games
- One of only four Hawkeyes to lead the team in blocks three-straight seasons
- His 639 rebounds are the most among active Big Ten players
- Scored a season-high 12 points vs. Maryland Eastern Shore
- Netted 10 points in win over UTEP
- Collected a career-high three steals vs. Villanova
- Scored a team-high 15 points, while also snagging eight rebounds in win over Drake
- Posted first double-double of the season and 13th of his career in win over FDU (12 points and 11 rebounds)

Personal Bests

Points: 25 at Michigan, 1/30/11
Rebounds: 14 vs. Iowa State, 12/10/10
FGM: 9 at Michigan, 1/30/11
FGA: 14 vs. Iowa State, 12/10/10
FTM: 8, 3x, last vs. Penn State, 1/31/13
FTA: 11 vs. Ohio State, 1/4/11
Assists: 2, 4x, last vs. A&M-CC, 12/1/12
Steals: 3 vs. Villanova, 11/30/13
Blocks: 7 vs. Iowa State, 12/10/10
Minutes: 37 vs. Wisconsin, 2/9/11

2013-14 Game-by-Game

Opponent	Date	gs	min	Total		3-Pointers		Free throws		Rebounds				pf	a	t/o	blk	stl	pts	avg	
				fg-fga	pct	3fg-fga	pct	ft-fa	pct	off	def	tot	avg								
UNC WILMINGTON	11/08/13	*	13	4-6	.667	0-0	.000	0-0	.000	1	5	6	6.0	1	0	0	1	0	8	8.0	
NEBRASKA-OMAHA	11/10/13	*	19	2-5	.400	0-0	.000	3-4	.750	2	7	9	7.5	3	1	0	2	1	7	7.5	
MD. EASTERN SHORE	11/14/13	*	20	2-3	.667	0-0	.000	8-12	.667	2	5	7	7.3	0	0	0	0	0	12	9.0	
ABILENE CHRISTIAN	11/17/13	*	13	2-4	.500	0-0	.000	0-0	.000	1	3	4	6.5	0	0	1	0	0	4	7.8	
PENN	11/22/13	*	19	1-5	.200	0-0	.000	3-4	.750	3	3	6	6.4	1	0	0	0	1	5	7.2	
vs Xavier	11/28/13	*	18	2-5	.400	0-0	.000	0-2	.000	2	2	4	6.0	0	0	1	1	0	4	6.7	
vs UTEP	11/29/13	*	19	5-8	.625	0-0	.000	0-0	.000	0	7	7	6.1	0	0	0	1	0	10	7.1	
vs Villanova	11/30/13	*	25	1-6	.167	0-0	.000	0-0	.000	1	5	6	6.1	3	1	1	0	3	2	6.5	
NOTRE DAME	12/03/13	*	12	3-4	.750	0-0	.000	0-0	.000	0	1	1	5.6	1	0	1	1	0	6	6.4	
vs Drake	12/07/13	*	22	7-10	.700	0-0	.000	1-2	.500	2	6	8	5.8	2	0	1	1	0	15	7.3	
FAIRLEIGH DICKINSON	12/09/13	*	16	5-7	.714	0-0	.000	2-4	.500	4	7	11	6.3	3	0	3	2	0	12	7.7	
Totals			11	196	34-63	.540	0-0	.000	17-28	.607	18	51	69	6.3	14	2	8	9	5	85	7.7

Games played: 11
 Minutes/game: 17.8
 Points/game: 7.7
 FG Pct: 54.0
 FT Pct: 60.7

Rebounds/game: 6.3
 Assists/game: 0.2
 Turnovers/game: 0.7
 Assist/turnover ratio: 0.3
 Steals/game: 0.5
 Blocks/game: 0.8

CAREER STATISTICS

YEAR	G/GS	FG-A	PCT	3-PT	PCT	FT-A	PCT	RB	AVG	PF-FO	AS	TO	BK	ST	PTS	AVG
Fresh.	31/31	131-229	.572	0-0	.000	80-112	.714	210	6.8	83-2	9	65	41	12	342	11.0
Soph.	35/21	109-208	.524	0-0	.000	69-105	.657	168	4.8	71-1	11	45	36	18	287	8.2
Junior	38/18	99-206	.481	0-1	.000	61-93	.656	192	5.1	62-0	18	37	45	16	259	6.9
Senior	11/11	34-63	.540	0-0	.000	17-28	.607	59	6.3	14-0	2	8	9	5	85	7.7
TOTALS	115/81	373-706	.528	0-1	.000	227-338	.672	639	5.6	230-4	40	155	131	51	973	8.5



IOWA HAWKEYE BASKETBALL

Updated Iowa Player Bio

Anthony Clemmons



5

So., 6-1, 195, Guard
Lansing, Mich.
Sexton HS

- Averaged 4.7 assists at Battle 4 Atlantis
- Shooting 57 percent (16-28) from the field
- Ranks 14th in the Big Ten in assists (3.2)
- Blocked a career-high two shots, while also scoring a season-high 11 points in win over Nebraska-Omaha
- Scored six points or more in 6-of-8 games, including a season-high 11 against Nebraska-Omaha
- Tied for the team lead in assists (3) in victory over Penn
- His four rebounds and 29 minutes in overtime win over Xavier tied career highs

Personal Bests

Points: 14 vs. Iowa State, 12/7/12
Rebounds: 4, 4x, last vs. Xavier, 11/29/13
FGM: 5 vs. Iowa State, 12/7/12
FGA: 8 vs. Iowa State, 12/7/12
3-pt FG: 2, 3x, last vs. Michigan, 1/6/13
3-pt FGA: 4, 3x, last at Ohio State, 1/22/13
FTM: 5 vs. Penn State, 1/31/13
FTA: 6 vs. 2x, last at Penn, 11/22/13
Assists: 9 vs. Coppin State, 12/22/12
Steals: 3, 3x, last vs. Michigan State, 3/15/13
Blocks: 2, vs. Nebraska-Omaha, 11/10/13
Minutes: 29 2x, last vs. Xavier, 11/2/13

2013-14 Game-by-Game

Opponent	Date	gs	min	Total		3-Pointers		Free throws		Rebounds				pf	a	t/o	blk	stl	pts	avg
				fg-fga	pct	3fg-fga	pct	ft-fta	pct	off	def	tot	avg							
UNC WILMINGTON	11/08/13	20	2-3	.667	0-0	.000	2-4	.500	0	3	3	3.0	0	5	1	1	1	6	6.0	
NEBRASKA-OMAHA	11/10/13	25	4-5	.800	1-2	.500	2-3	.667	1	1	2	2.5	0	1	3	2	1	11	8.5	
MD. EASTERN SHORE	11/14/13	13	1-1	1.000	0-0	.000	0-0	.000	0	3	3	2.7	2	4	0	0	1	2	6.3	
ABILENE CHRISTIAN	11/17/13	17	2-3	.667	0-0	.000	3-3	1.000	0	3	3	2.8	0	3	0	0	1	7	6.5	
PENN	11/22/13	17	1-3	.333	1-2	.500	4-6	.667	0	0	0	2.2	1	3	2	0	1	7	6.6	
vs Xavier	11/28/13	29	0-1	.000	0-0	.000	3-5	.600	0	3	3	2.3	2	7	2	0	1	3	6.0	
vs UTEP	11/29/13	15	2-2	1.000	1-1	1.000	1-2	.500	0	4	4	2.6	1	4	0	0	1	6	6.0	
vs Villanova	11/30/13	25	2-3	.667	1-2	.500	1-1	1.000	0	2	2	2.5	4	3	2	0	0	6	6.0	
NOTRE DAME	12/03/13	19	0-3	.000	0-1	.000	0-0	.000	1	1	2	2.4	1	2	1	0	0	0	5.3	
vs Drake	12/07/13	14	0-1	.000	0-1	.000	2-2	1.000	0	0	0	2.2	0	2	1	0	0	2	5.0	
FAIRLEIGH DICKINSON	12/09/13	10	2-3	.667	0-0	.000	0-0	.000	1	1	2	2.2	3	1	0	0	0	4	4.9	
Totals		0	204	16-28	.571	4-9	.444	18-26	.692	3	21	24	2.2	14	35	12	3	7	54	4.9

Games played: 11
 Minutes/game: 18.5
 Points/game: 4.9
 FG Pct: 57.1
 3FG Pct: 44.4
 FT Pct: 69.2

Rebounds/game: 2.2
 Assists/game: 3.2
 Turnovers/game: 1.1
 Assist/turnover ratio: 2.9
 Steals/game: 0.6
 Blocks/game: 0.3

CAREER STATISTICS

YEAR	G/GS	FG-A	PCT	3-PT	PCT	FT-A	PCT	RB	AVG	PF-FO	AS	TO	BK	ST	PTS	AVG
Fresh.	38/13	55-146	.377	17-47	.362	38-52	.731	62	1.6	68-1	105	63	8	21	165	4.3
Soph.	11/0	16-28	.571	4-9	.444	18-26	.692	24	2.2	14-0	35	12	3	7	54	4.9
TOTALS	49/13	71-174	.408	21-56	.375	56-78	.718	86	1.8	82-1	140	75	11	28	219	4.5



IOWA HAWKEYE BASKETBALL

Updated Iowa Player Bio

Kyle Denning



13

Jr., 6-1, 160, Guard
Cedar Falls, Iowa
Northern University HS

- Non-scholarship athlete
- Saw action in 23 career games, including seven this season
- Scored a single-season-high 10 points through six games this season
- Made one basket in all 5-of-7 games played this year
- Drained a 3-pointer in wins over UNC Wilmington and Maryland-Eastern Shore
- Played a career-high eight minutes against Maryland Eastern Shore and Abilene Christian
- Tallied two points and had a rebound in victory over Penn
- Scored two points in win over FDU

Personal Bests

Points: 6 vs. SC State, 12/19/12
Rebounds: 1, 5x, last vs. Penn, 11/22/13
FGM: 2 vs. SC State, 12/19/12
FGA: 4 vs. ACU, 11/17/13
3-pt FG: 2 vs. SC State, 12/19/12
3-pt FGA: 3, 2x, last vs. ACU, 11/17/13
FTM: 2 vs. Chicago State, 11/11/11
FTA: 2 vs. Chicago State, 11/11/11
Assists: 2 vs. 2x, last vs. ACU, 11/17/13
Steals: 1 vs. 2x, last vs. ACU, 11/17/13
Blocks: ---
Minutes: 8, 2x, last vs. ACU, 11/17/13

2013-14 Game-by-Game

Opponent	Date	gs	min	Total		3-Pointers		Free throws		Rebounds			pf	a	t/o	blk	stl	pts	avg
				fg-fga	pct	3fg-fga	pct	ft-fa	pct	off	def	tot							
UNC WILMINGTON	11/08/13	6	1-1	1.000	1-1	1.000	0-0	.000	0	1	1	1.0	0	0	0	0	0	3	3.0
MD. EASTERN SHORE	11/14/13	8	1-2	.500	1-2	.500	0-0	.000	0	1	1	1.0	1	1	0	0	0	3	3.0
ABILENE CHRISTIAN	11/17/13	8	1-4	.250	0-3	.000	0-0	.000	0	0	0	0.7	0	2	0	0	1	2	2.7
PENN	11/22/13	5	1-1	1.000	0-0	.000	0-0	.000	0	1	1	0.8	0	0	0	0	0	2	2.5
vs UTEP	11/29/13	3	0-0	.000	0-0	.000	0-0	.000	0	0	0	0.6	0	0	0	0	0	0	2.0
vs Drake	12/07/13	1	0-0	.000	0-0	.000	0-0	.000	0	0	0	0.5	0	0	0	0	0	0	1.7
FAIRLEIGH DICKINSON	12/09/13	5	1-2	.500	0-1	.000	0-0	.000	0	0	0	0.4	0	0	0	0	0	2	1.7
Totals		0	36	5-10	.500	2-7	.286	0-0	.000	0	3	3	0.4	1	3	0	0	12	1.7

Games played: 7
 Minutes/game: 5.1
 Points/game: 1.7
 FG Pct: 50.0
 3FG Pct: 28.6

Rebounds/game: 0.4
 Assists/game: 0.4
 Assist/turnover ratio: 99.9
 Steals/game: 0.1

CAREER STATISTICS

YEAR	G/GS	FG-A	PCT	3-PT	PCT	FT-A	PCT	RB	AVG	PF-FO	AS	TO	BK	ST	PTS	AVG
Fresh.	4/0	1-2	.500	0-1	.000	2-2	1.000	1	0.3	0-0	0	1	0	0	4	1.0
Soph.	12/0	2-4	.500	2-4	.500	0-0	.000	1	0.1	1-0	3	2	0	1	6	0.5
Junior	7/0	5-10	.500	2-7	.286	0-0	.000	3	0.4	1-0	3	0	0	1	12	1.7
TOTALS	23/0	8-16	.500	4-12	.333	2-2	1.000	5	0.2	2-0	6	3	0	2	22	1.0



IOWA HAWKEYE BASKETBALL

Updated Iowa Player Bio

Mike Gesell



10

So., 6-1, 190, Guard
South Sioux City, Neb.
South Sioux City HS

- Only Iowa freshmen to post 295+ points, 85+ rebounds and 85+ assists in a season (2012-13)
- Shifted back to point guard after starting the first two games this season at the off-guard spot
- Scored in double figures 17 career times, including scoring 10 points in two of the last four games
- Ranks first in the Big Ten in assist/turnover ratio (4.6) and 12th in assists (3.4)
- Drained two triples in four games
- Credited with five assists or more three times this season
- Tallied eight points in win over Maryland Eastern Shore
- Reached double figures for the first time this season, scoring 10 in victory over Penn
- Scored 10 points in back-to-back games against Villanova and Notre Dame

Personal Bests

- Points:** 23 vs. UNI, 12/15/12
- Rebounds:** 6, 2x, last at Minnesota, 2/3/13
- FGM:** 7 vs. Western Kentucky, 11/20/12
- FGA:** 15 at Wisconsin, 2/6/13
- 3-pt FG:** 4 vs. UNI, 12/15/12
- 3-pt FGA:** 6, 2x, last vs. UNI, 12/15/12
- FTM:** 7 vs. UNI, 12/15/12
- FTA:** 9 vs. UNI, 12/15/12
- Assists:** 8 vs. SC State, 12/19/12
- Steals:** 4 vs. Minnesota, 2/17/13
- Blocks:** 1, 11x, last vs. Villanova, 11/30/13
- Minutes:** 42 at Wisconsin, 2/6/13

2013-14 Game-by-Game

Opponent	Date	gs	min	Total		3-Pointers		Free throws		Rebounds				pf	a	t/o	blk	stl	pts	avg	
				fg-fga	pct	3fg-fga	pct	ft-fa	pct	off	def	tot	avg								
UNC WILMINGTON	11/08/13	*	15	1-3	.333	0-1	.000	1-2	.500	0	0	0	0.0	0	3	0	0	2	3	3.0	
NEBRASKA-OMAHA	11/10/13	*	14	0-0	.000	0-0	.000	1-2	.500	0	1	1	0.5	0	1	2	0	0	1	2.0	
MD. EASTERN SHORE	11/14/13	*	17	3-5	.600	2-3	.667	0-0	.000	0	1	1	0.7	4	7	1	0	0	8	4.0	
ABILENE CHRISTIAN	11/17/13	*	21	1-6	.167	1-4	.250	0-0	.000	1	2	3	1.3	0	3	0	0	2	3	3.8	
PENN	11/22/13	*	21	4-10	.400	2-6	.333	0-0	.000	0	0	0	1.0	2	2	0	0	2	10	5.0	
vs Xavier	11/28/13	*	27	3-11	.273	1-3	.333	0-0	.000	0	2	2	1.2	3	2	0	0	0	7	5.3	
vs UTEP	11/29/13	*	24	2-5	.400	1-2	.500	0-0	.000	0	3	3	1.4	1	7	1	0	1	5	5.3	
vs Villanova	11/30/13	*	29	4-7	.571	2-3	.667	0-0	.000	0	0	0	1.3	5	3	0	1	2	10	5.9	
NOTRE DAME	12/03/13	*	22	3-6	.500	2-3	.667	2-2	1.000	1	4	5	1.7	2	2	2	0	2	10	6.3	
vs Drake	12/07/13	*	16	1-4	.250	0-1	.000	0-0	.000	0	3	3	1.8	3	2	1	0	0	2	5.9	
FAIRLEIGH DICKINSON	12/09/13	*	21	1-5	.200	0-1	.000	4-4	1.000	0	2	2	1.8	1	5	1	0	2	6	5.9	
Totals			11	227	23-62	.371	11-27	.407	8-10	.800	2	18	20	1.8	21	37	8	1	13	65	5.9

Games played: 11
 Minutes/game: 20.6
 Points/game: 5.9
 FG Pct: 37.1
 3FG Pct: 40.7
 FT Pct: 80.0

Rebounds/game: 1.8
 Assists/game: 3.4
 Turnovers/game: 0.7
 Assist/turnover ratio: 4.6
 Steals/game: 1.2
 Blocks/game: 0.1

CAREER STATISTICS

YEAR	G/GS	FG-A	PCT	3-PT	PCT	FT-A	PCT	RB	AVG	PF-FO	AS	TO	BK	ST	PTS	AVG
Fresh.	34/30	106-263	.403	33-104	.317	50-63	.794	88	2.6	63-0	89	59	10	40	295	8.7
Soph.	11/11	23-62	.371	11-27	.407	8-10	.800	20	1.8	21-1	37	8	1	13	65	5.9
TOTALS	45/40	129-325	.397	44-131	.336	58-73	.795	108	2.4	84-1	126	67	11	53	360	8.0



IOWA HAWKEYE BASKETBALL

Updated Iowa Player Bio

Peter Jok



3

Fr., 6-6, 200, Guard
West Des Moines, Iowa
Valley HS

- Played in all 11 games, scoring in double figures six times, including the last two
- Ranks fifth in team scoring (8.4)
- Missed only four free throws (20-of-24)
- Scored 11 points and snagged a personal-best five rebounds in win over UNC Wilmington
- Netted a personal-best 15 points, bolstered by 3-5 shooting from 3-point range, in win over Abilene Christian
- Scored 14 points, shooting 2-of-4 from 3-point range in win over UTEP
- Tallied 14 points and grabbed a personal-best seven rebounds in win over Drake
- Dished out a personal-best four assists to go along with 11 points in win over FDU

Personal Bests

Points: 15 vs. ACU, 11/17/13
Rebounds: 7 vs. Drake, 12/7/13
FGM: 6 vs. ACU, 11/17/13
FGA: 13 vs. UNC Wilmington, 11/8/13
3-pt FG: 3 vs. ACU, 11/17/13
3-pt FGA: 5, 2x, last vs. ACU, 11/17/13
FTM: 4, UTEP, 11/29/13
FTA: 5 vs. UTEP, 11/29/13
Assists: 4 vs. Fairleigh Dickinson, 12/9/13
Steals: 2 vs. ACU, 11/17/13
Blocks: 1, 2x, last vs. Xavier, 11/25/13
Minutes: 24, 2x, last vs. FDU, 12/9/13

2013-14 Game-by-Game

Opponent	Date	gs	min	Total		3-Pointers		Free throws		Rebounds				pf	a	t/o	blk	stl	pts	avg
				fg-fga	pct	3fg-fga	pct	ft-fa	pct	off	def	tot	avg							
UNC WILMINGTON	11/08/13	20	5-13	.385	1-5	.200	0-0	.000	2	3	5	5.0	0	1	1	0	0	11	11.0	
NEBRASKA-OMAHA	11/10/13	9	1-6	.167	1-3	.333	0-0	.000	0	0	0	2.5	1	1	0	0	0	3	7.0	
MD. EASTERN SHORE	11/14/13	24	1-5	.200	0-1	.000	8-8	1.000	0	2	2	2.3	2	2	3	0	1	10	8.0	
ABILENE CHRISTIAN	11/17/13	20	6-8	.750	3-5	.600	0-1	.000	0	0	0	1.8	2	3	0	1	2	15	9.8	
PENN	11/22/13	14	2-4	.500	1-2	.500	3-4	.750	0	1	1	1.6	2	0	0	0	0	8	9.4	
vs Xavier	11/28/13	9	0-2	.000	0-2	.000	0-0	.000	0	1	1	1.5	0	0	1	1	0	0	7.8	
vs UTEP	11/29/13	17	4-9	.444	2-4	.500	4-5	.800	0	0	0	1.3	3	1	1	0	0	14	8.7	
vs Villanova	11/30/13	5	1-6	.167	1-4	.250	0-0	.000	0	1	1	1.3	0	0	0	0	0	3	8.0	
NOTRE DAME	12/03/13	3	1-3	.333	1-2	.500	0-0	.000	0	0	0	1.1	1	0	0	0	0	3	7.4	
vs Drake	12/07/13	20	5-12	.417	1-5	.200	3-4	.750	3	4	7	1.7	1	1	0	0	1	14	8.1	
FAIRLEIGH DICKINSON	12/09/13	24	4-7	.571	1-2	.500	2-2	1.000	0	2	2	1.7	0	4	0	0	1	11	8.4	
Totals		0	165	30-75	.400	12-35	.343	20-24	.833	5	14	19	1.7	12	13	6	2	5	92	8.4

Games played: 11
 Minutes/game: 15.0
 Points/game: 8.4
 FG Pct: 40.0
 3FG Pct: 34.3
 FT Pct: 83.3

Rebounds/game: 1.7
 Assists/game: 1.2
 Turnovers/game: 0.5
 Assist/turnover ratio: 2.2
 Steals/game: 0.5
 Blocks/game: 0.2

CAREER STATISTICS

YEAR	G/GS	FG-A	PCT	3-PT	PCT	FT-A	PCT	RB	AVG	PF-FO	AS	TO	BK	ST	PTS	AVG
Fresh.	11/0	30-75	.400	12-35	.343	20-24	.833	19	1.7	12-0	13	6	2	5	92	8.4



IOWA HAWKEYE BASKETBALL

Updated Iowa Player Bio

Roy Devyn Marble



4

Sr., 6-6, 200, Guard
Southfield, Mich.
Lathrup HS

- Team co-captain
- Ranks 17th in Iowa career scoring and is the only Big Ten father/son duo to amass 1,000+ career points
- Only Hawkeye to amass 1,100+ points, 350+ rebounds and 275+ assists as a junior
- Only the third Hawkeye to amass 1,200+ points, 300+ assists and 350+ rebounds
- Has scored 27 points or more six times in his career
- Averaged 20.3 points, 4.7 rebounds and 4.2 assists in Battle 4 Atlantis
- Ranks second in the Big Ten in steals (2.3), 11th in scoring (15.6), fifth in assist-to-turnover ratio (2.8) and eighth in assists (2.6)
- Poured in a game-high 27 points in only 20 minutes of action in win over Abilene Christian
- Scored in double figures in 8-of-11 games and 64 times in his career
- Scored 24 or more points in three games this season
- Collected a career-high six steals, while also scoring 13 points and dishing out three assists in victory over Penn
- Scored a season-high 30 points and drained four 3-pointers in win over Xavier

2013-14 Game-by-Game

Opponent	Date	gs	min	Total		3-Pointers		Free throws		Rebounds				pts	avg						
				fg-fga	pct	3fg-fga	pct	ft-fa	pct	off	def	tot	avg								
UNC WILMINGTON	11/08/13	*	20	3-5	.600	1-3	.333	1-2	.500	1	1	2	2.0	0	5	2	0	3	8	8.0	
NEBRASKA-OMAHA	11/10/13	*	33	2-13	.154	0-5	.000	11-14	.786	1	4	5	3.5	2	4	1	0	2	15	11.5	
MD. EASTERN SHORE	11/14/13	*	18	3-8	.375	1-4	.250	3-4	.750	1	1	2	3.0	0	5	0	0	4	10	11.0	
ABILENE CHRISTIAN	11/17/13	*	20	9-13	.692	3-6	.500	6-6	1.000	0	3	3	3.0	0	2	1	0	1	27	15.0	
PENN	11/22/13	*	26	4-13	.308	1-5	.200	4-7	.571	1	1	2	2.8	1	3	2	1	6	13	14.6	
vs Xavier	11/28/13	*	32	10-23	.435	4-10	.400	6-11	.545	4	2	6	3.3	2	2	2	0	3	30	17.2	
vs UTEP	11/29/13	*	21	2-6	.333	0-1	.000	3-4	.750	2	1	3	3.3	1	6	0	0	0	7	15.7	
vs Villanova	11/30/13	*	37	8-23	.348	2-7	.286	6-12	.500	1	4	5	3.5	2	5	4	0	2	24	16.8	
NOTRE DAME	12/03/13	*	36	7-14	.500	2-5	.400	1-2	.500	0	3	3	3.4	0	2	1	1	1	17	16.8	
vs Drake	12/07/13	*	29	5-11	.455	0-3	.000	4-6	.667	0	6	6	3.7	1	3	0	0	2	14	16.5	
FAIRLEIGH DICKINSON	12/09/13	*	20	3-9	.333	1-3	.333	0-0	.000	1	2	3	3.6	1	2	2	0	1	7	15.6	
Totals			11	292	56-138	.406	15-52	.288	45-68	.662	12	28	40	3.6	10	39	15	2	25	172	15.6

Games played: 11
 Minutes/game: 26.5
 Points/game: 15.6
 FG Pct: 40.6
 3FG Pct: 28.8
 FT Pct: 66.2

Rebounds/game: 3.6
 Assists/game: 3.5
 Turnovers/game: 1.4
 Assist/turnover ratio: 2.6
 Steals/game: 2.3
 Blocks/game: 0.2

- Netted a game-high 24 points and grabbed five rebounds against Villanova
- Scored 13 straight points in a span of three minutes in the second half in win over Notre Dame, while finishing with 17 points

Personal Bests

Points: 31 at Oregon, 3/18/12
Rebounds: 9 vs. Indiana, 12/31/12
FGM: 10, 2x, last vs. Xavier, 11/28/13
FGA: 23, 2x, last vs. Villanova, 11/30/13
3-pt FG: 7 at Oregon, 3/18/12
3-pt FGA: 10 vs. Xavier, 11/28/13
FTM: 14 vs. UNI, 12/15/12
FTA: 19 vs. UNI, 12/15/12
Assists: 8 vs. Wisconsin, 2/23/12
Steals: 6 vs. Penn, 11/22/13
Blocks: 3 vs. Boise State, 12/22/11
Minutes: 40, 2x, last vs. C. Mich, 11/12/12

CAREER STATISTICS

YEAR	G/GS	FG-A	PCT	3-PT	PCT	FT-A	PCT	RB	AVG	PF-FO	AS	TO	BK	ST	PTS	AVG
Fresh.	31/6	66-174	.379	11-41	.268	35-66	.530	74	2.4	41-0	41	34	2	21	178	5.7
Soph.	35/27	139-319	.436	22-56	.393	102-141	.723	133	3.8	57-0	126	61	14	53	402	11.5
Junior	37/37	176-430	.409	49-150	.337	153-189	.810	147	4.0	50-0	112	80	10	42	554	15.0
Senior	11/11	56-138	.406	15-52	.288	45-68	.662	40	3.6	10-0	39	15	2	25	172	15.6
TOTALS	114/81	437-1061	.412	97-299	.324	335-464	.722	394	3.5	158-0	318	190	28	141	1306	11.5



IOWA HAWKEYE BASKETBALL

Updated Iowa Player Bio

Zach McCabe



15

Sr., 6-7, 235, Forward
Sioux City, Iowa
Bishop Heelan HS

- Team co-captain
- Scored in double figures eight of the last 10 games, and 28 career times
- Ranks fourth in team scoring (9.5)
- Ranks second in the Big Ten from long distance, shooting .48 (16-of-33) from 3-point range
- Made at least one 3-pointer in six straight games
- Went 14-of-28 from the field, and 8-of-16 from 3-point range in three games at Battle 4 Atlantis
- Averaged 13 points in three games at Battle 4 Atlantis
- Netted a season-high 14 points against UTEP and Villanova

Personal Bests

Points: 20, 3x, last vs. Dayton, 3/13/12
Rebounds: 10 vs. Minnesota, 2/1/12
FGM: 9, 2x, last vs. Dayton, 3/13/12
FGA: 13, 2x, last at Purdue, 1/17/12
3-pt FG: 4, 2x, last vs. Villanova, 11/30/13
3-pt FGA: 7, 2x, last vs. Villanova, 11/30/13
FTM: 7 vs. Minnesota, 2/17/13
FTA: 7, 3x, last vs. Minnesota, 2/17/13
Assists: 4 vs. Minnesota, 2/1/12
Steals: 4, 2x, last vs. Penn State, 1/31/13
Blocks: 2, at Penn State, 2/16/12
Minutes: 36 at Purdue, 1/17/12

2013-14 Game-by-Game

Opponent	Date	gs	min	Total		3-Pointers		Free throws		Rebounds				pf	a	t/o	blk	stl	pts	avg
				fg-fga	pct	3fg-fga	pct	ft-fa	pct	off	def	tot	avg							
UNC WILMINGTON	11/08/13	19	2-5	.400	0-1	.000	1-2	.500	3	4	7	7.0	0	1	1	0	0	5	5.0	
NEBRASKA-OMAHA	11/10/13	20	3-6	.500	1-1	1.000	5-6	.833	2	1	3	5.0	3	0	2	0	1	12	8.5	
MD. EASTERN SHORE	11/14/13	12	4-7	.571	2-3	.667	1-2	.500	2	3	5	5.0	0	1	0	0	1	11	9.3	
ABILENE CHRISTIAN	11/17/13	17	4-5	.800	2-3	.667	0-0	.000	0	3	3	4.5	2	3	1	0	0	10	9.5	
PENN	11/22/13	8	0-2	.000	0-1	.000	1-2	.500	0	2	2	4.0	3	0	1	0	1	1	7.8	
vs Xavier	11/28/13	19	4-9	.444	1-4	.250	2-2	1.000	2	1	3	3.8	5	0	0	0	1	11	8.3	
vs UTEP	11/29/13	14	5-8	.625	3-5	.600	1-2	.500	2	0	2	3.6	1	2	0	0	0	14	9.1	
vs Villanova	11/30/13	23	5-11	.455	4-7	.571	0-0	.000	2	0	2	3.4	5	2	4	0	0	14	9.8	
NOTRE DAME	12/03/13	22	3-5	.600	1-1	1.000	3-3	1.000	1	2	3	3.3	4	1	0	0	0	10	9.8	
vs Drake	12/07/13	17	2-6	.333	1-4	.250	2-2	1.000	3	1	4	3.4	1	0	0	0	0	7	9.5	
FAIRLEIGH DICKINSON	12/09/13	16	2-6	.333	1-3	.333	5-6	.833	1	0	1	3.2	0	2	0	0	1	10	9.5	
Totals		0	187	34-70	.486	16-33	.485	21-27	.778	18	17	35	3.2	24	12	9	0	5	105	9.5

Games played: 11
 Minutes/game: 17.0
 Points/game: 9.5
 FG Pct: 48.6
 3FG Pct: 48.5
 FT Pct: 77.8

Rebounds/game: 3.2
 Assists/game: 1.1
 Turnovers/game: 0.8
 Assist/turnover ratio: 1.3
 Steals/game: 0.5

CAREER STATISTICS

YEAR	G/GS	FG-A	PCT	3-PT	PCT	FT-A	PCT	RB	AVG	PF-FO	AS	TO	BK	ST	PTS	AVG
Fresh.	31/2	59-169	.349	24-84	.286	37-46	.804	111	3.6	69-3	24	48	1	22	179	5.8
Soph.	35/30	99-200	.495	22-49	.449	53-71	.746	161	4.6	119-7	36	60	9	29	273	7.8
Junior	38/7	73-195	.374	31-97	.320	41-54	.759	141	3.7	100-1	48	40	5	30	218	5.7
Senior	11/0	34-70	.486	16-33	.485	21-27	.778	35	3.2	24-2	12	9	0	5	105	9.5
TOTALS	115/39	265-634	.418	93-263	.354	152-198	.768	448	3.9	312-13	120	157	15	86	775	6.7



IOWA HAWKEYE BASKETBALL

Updated Iowa Player Bio

Kyle Meyer



42

Fr.-RS, 6-10, 225, Forward
Alpharetta, Ga.
Northview HS

- Redshirted last season
- Played in seven career games, scoring in three contests
- Scored two points, grabbed three rebounds and had an assist in win over UNC Wilmington
- Posted career bests in rebounds (7), scoring (3) and assists (2) in win over Maryland Eastern Shore
- Had three rebounds in victory over Penn
- Grabbed a rebound in victory over UTEP

Personal Bests

Points: 3 vs. Md. Eastern Shore, 11/14/13
Rebounds: 7 vs. Md. Eastern Shore, 11/14/13
FGM: 1, 2x, last vs. Md. Eastern Shore, 11/14/13
FGA: 3 vs. Md. Eastern Shore, 11/14/13
3-pt FG: 1 vs. Md. Eastern Shore, 11/14/13
3-pt FGA: 2 vs. Md. Eastern Shore, 11/14/13
FTM: 1 vs. ACU, 11/17/13
FTA: 2 vs. ACU, 11/17/13
Assists: 2 vs. Md. Eastern Shore, 11/14/13
Steals: 1 vs. ACU, 11/17/13
Blocks: - - -
Minutes: 8, 2x, last vs. ACU, 11/17/13

2013-14 Game-by-Game

Opponent	Date	gs	min	Total		3-Pointers		Free throws		Rebounds				pf	a	t/o	blk	stl	pts	avg
				fg-fga	pct	3fg-fga	pct	ft-fa	pct	off	def	tot	avg							
UNC WILMINGTON	11/08/13	6	1-2	.500	0-0	.000	0-0	.000	1	2	3	3.0	0	1	2	0	0	2	2.0	
MD. EASTERN SHORE	11/14/13	8	1-3	.333	1-2	.500	0-0	.000	1	6	7	5.0	2	2	2	0	0	3	2.5	
ABILENE CHRISTIAN	11/17/13	8	0-0	.000	0-0	.000	1-2	.500	1	0	1	3.7	0	1	0	0	1	1	2.0	
PENN	11/22/13	5	0-2	.000	0-1	.000	0-0	.000	1	2	3	3.5	0	0	0	0	0	0	1.5	
vs UTEP	11/29/13	8	0-1	.000	0-1	.000	0-0	.000	0	1	1	3.0	1	0	0	0	0	0	1.2	
vs Drake	12/07/13	1	0-0	.000	0-0	.000	0-0	.000	0	0	0	2.5	0	0	0	0	0	0	1.0	
FAIRLEIGH DICKINSON	12/09/13	5	0-0	.000	0-0	.000	0-0	.000	0	0	0	2.1	0	0	0	0	0	0	0.9	
Totals		0	41	2-8	.250	1-4	.250	1-2	.500	4	11	15	2.1	3	4	4	0	1	6	0.9

Games played: 7
 Minutes/game: 5.9
 Points/game: 0.9
 FG Pct: 25.0
 3FG Pct: 25.0
 FT Pct: 50.0

Rebounds/game: 2.1
 Assists/game: 0.6
 Turnovers/game: 0.6
 Assist/turnover ratio: 1.0
 Steals/game: 0.1

CAREER STATISTICS

YEAR	G/GS	FG-A	PCT	3-PT	PCT	FT-A	PCT	RB	AVG	PF-FO	AS	TO	BK	ST	PTS	AVG
Fresh.	7/0	2-8	.250	1-4	.250	1-2	.500	15	2.1	3-0	4	4	0	1	6	0.9



IOWA HAWKEYE BASKETBALL

Updated Iowa Player Bio

Josh Oglesby



2

2013-14 Game-by-Game

**Jr., 6-5, 208, Guard
Cedar Rapids, Iowa
Washington HS**

- Scored in double figures 12 times
- Broke a bone in his right foot on Nov. 6; expected to miss six weeks

Personal Bests

Points: 24 at Indiana, 1/29/12
 Rebounds: 5, 2x, last vs. Wichita State, 11/21/12
 FGM: 8 at Indiana, 1/29/12
 FGA: 12 at Indiana, 1/29/12
 3-pt FG: 6 at Indiana, 1/29/12
 3-pt FGA: 11 at Wisconsin, 2/6/13
 FTM: 5 vs. Indiana, 2/19/12
 FTA: 6 vs. Indiana, 2/19/12
 Assists: 4, 2x, last vs. Northwestern, 1/13/13
 Steals: 2, 3x, last at Minnesota, 2/3/13
 Blocks: 2 vs. Wichita State, 11/21/12
 Minutes: 36 vs. Indiana, 2/19/12

CAREER STATISTICS

YEAR	G/GS	FG-A	PCT	3-PT	PCT	FT-A	PCT	RB	AVG	PF-FO	AS	TO	BK	ST	PTS	AVG
Fresh.	35/5	76-191	.398	45-121	.372	26-36	.722	59	1.7	26-0	41	15	2	7	223	6.4
Soph.	37/2	52-190	.274	42-156	.269	19-24	.792	50	1.4	19-0	38	19	3	12	165	4.5
Junior	0/0	0-0	.000	0-0	.000	0-0	.000	0	0.0	0-0	0	0	0	0	0	0.0
TOTALS	72/7	128-381	.336	87-277	.314	45-60	.750	109	1.5	45-0	79	34	5	19	388	5.4



IOWA HAWKEYE BASKETBALL

Updated Iowa Player Bio

Gabriel Olaseni



O

Jr., 6-10, 225, Center
London, England
Sunrise Christian Academy

- Averaged 6.8 rebounds the last six games
- Posted two double-doubles this season (Xavier and Fairleigh Dickinson)
- Rejected at least three shots in 5-of-11 contests this season
- Leads the team in rejections (23), and ranks fourth in the Big Ten in blocks per game (2.1)
- Netted double figures four times this season
- Blocked a season-high five shots, while also scoring eight points and grabbing seven rebounds in win over UNC Wilmington
- Had eight points and six rebounds in victory over Penn
- Averaged eight boards and 5.3 points, while shooting .909 (10-11) percent from the free-throw line in Battle 4 Atlantis Tournament
- Made a career-high eight free throws (nine attempts) and grabbed a personal-best 11 rebounds in win over Xavier
- Tallied nine points and cleared five rebounds in win over Notre Dame

Personal Bests

- Points:** 14 vs. Coppin State, 12/22/12
- Rebounds:** 11 vs. Xavier, 11/28/13
- FGM:** 6 vs. Coppin State, 12/22/12
- FGA:** 8, 2x, last at Michigan, 1/6/13
- FTM:** 8 vs. Xavier, 11/28/13
- FTA:** 9 vs. Xavier, 11/28/13
- Assists:** 3 vs. Nebraska, 3/9/13
- Steals:** 2, 2x, last vs. SC State, 12/19/12
- Blocks:** 7 vs. Illinois, 3/5/13
- Minutes:** 29 vs. Xavier, 11/28/13

CAREER STATISTICS

YEAR	G/GS	FG-A	PCT	3-PT	PCT	FT-A	PCT	RB	AVG	PF-FO	AS	TO	BK	ST	PTS	AVG
Fresh.	18/0	9-19	.474	0-0	.000	8-13	.615	22	1.2	12-0	3	9	8	4	26	1.4
Soph.	37/0	37-71	.521	0-0	.000	25-36	.694	96	2.6	53-0	8	18	36	7	99	2.7
Junior	11/0	24-48	.414	0-0	.000	30-41	.732	63	5.7	21-0	5	8	23	3	78	7.1
TOTALS	66/0	70-148	.473	0-0	.000	63-90	.700	181	2.7	86-0	16	35	67	14	203	3.1

2013-14 Game-by-Game

Opponent	Date	gs	min	Total		3-Pointers		Free throws		Rebounds				pf	a	t/o	blk	stl	pts	avg
				fg-fga	pct	3fg-fga	pct	ft-fa	pct	off	def	tot	avg							
UNC WILMINGTON	11/08/13	17	1-8	.125	0-0	.000	6-8	.750	3	4	7	7.0	1	0	0	5	0	8	8.0	
NEBRASKA-OMAHA	11/10/13	13	0-1	.000	0-0	.000	0-0	.000	1	0	1	4.0	2	0	1	1	1	0	4.0	
MD. EASTERN SHORE	11/14/13	13	5-10	.500	0-0	.000	0-2	.000	5	0	5	4.3	2	0	1	3	0	10	6.0	
ABILENE CHRISTIAN	11/17/13	16	4-5	.800	0-0	.000	2-4	.500	1	2	3	4.0	1	0	0	1	0	10	7.0	
PENN	11/22/13	16	3-6	.500	0-0	.000	2-3	.667	3	3	6	4.4	3	0	3	3	1	8	7.2	
vs Xavier	11/28/13	29	1-5	.200	0-0	.000	8-9	.889	7	4	11	5.5	4	1	0	4	0	10	7.7	
vs UTEP	11/29/13	15	1-4	.250	0-0	.000	2-2	1.000	4	4	8	5.9	2	1	1	0	0	4	7.1	
vs Villanova	11/30/13	18	1-1	1.000	0-0	.000	0-0	.000	1	4	5	5.8	0	0	0	3	0	2	6.5	
NOTRE DAME	12/03/13	11	3-5	.600	0-0	.000	3-4	.750	3	2	5	5.7	3	2	1	1	0	9	6.8	
vs Drake	12/07/13	17	0-2	.000	0-0	.000	3-4	.750	1	1	2	5.3	2	0	1	2	1	3	6.4	
FAIRLEIGH DICKINSON	12/09/13	19	5-11	.455	0-0	.000	4-5	.800	3	7	10	5.7	1	1	0	0	0	14	7.1	
Totals		0	184	24-58	.414	0-0	.000	30-41	.732	32	31	63	5.7	21	5	8	23	3	78	7.1

Games played: 11
 Minutes/game: 16.7
 Points/game: 7.1
 FG Pct: 41.4
 FT Pct: 73.2

Rebounds/game: 5.7
 Assists/game: 0.5
 Turnovers/game: 0.7
 Assist/turnover ratio: 0.6
 Steals/game: 0.3
 Blocks/game: 2.1



IOWA HAWKEYE BASKETBALL

Updated Iowa Player Bio

Darius Stokes



35

Jr., 6-7, 208, Forward
Cedar Rapids, Iowa
Linn-Mar HS

- Earned a scholarship this summer after being a non-scholarship athlete
- Saw action in 29 career games, including six this season
- Missed the Abilene Christian game due to an injured foot, but played in next outing against Penn
- Saw three minutes of action in win over UTEP
- Grabbed a rebound in five minutes of action in win over Fairleigh Dickinson

Personal Bests

Points: 2, 5x, last vs. Minnesota, 2/17/13
Rebounds: 5 vs. SC State, 12/19/12
FGM: 1, 5x, last vs. Minnesota, 2/17/13
FGA: 4, vs. A&M-CC, 12/1/12
3-pt FG: - - -
3-pt FGA: 2 vs. SC State, 12/19/12
FTM: 1, 2x, last vs. Coppin St, 12/22/12
FTA: 2, 2x, last vs. Coppin St, 12/22/12
Assists: 1, 3x, last vs. UTPA, 11/9/12
Steals: 1 vs. Clemson, 11/29/11
Blocks: 1, 4x, last vs. Nebraska, 3/9/13
Minutes: 9 vs. UNC Wilmington, 11/8/13

2013-14 Game-by-Game

Opponent	Date	gs	min	Total		3-Pointers		Free throws		Rebounds				pf	a	t/o	blk	stl	pts	avg
				fg-fga	pct	3fg-fga	pct	ft-fa	pct	off	def	tot	avg							
UNC WILMINGTON	11/08/13	9	0-1	.000	0-0	.000	0-0	.000	0	0	0	0.0	3	0	1	0	0	0	0.0	
MD. EASTERN SHORE	11/14/13	8	1-3	.333	0-0	.000	0-0	.000	0	0	0	0.0	1	0	0	0	0	2	1.0	
PENN	11/22/13	3	0-1	.000	0-0	.000	0-0	.000	1	1	2	0.7	1	0	0	0	0	0	0.7	
vs UTEP	11/29/13	3	0-0	.000	0-0	.000	0-0	.000	0	0	0	0.5	0	0	0	0	0	0	0.5	
vs Drake	12/07/13	1	0-0	.000	0-0	.000	0-0	.000	0	0	0	0.4	0	0	0	0	0	0	0.4	
FAIRLEIGH DICKINSON	12/09/13	5	0-1	.000	0-0	.000	0-0	.000	0	1	1	0.5	0	0	0	0	0	0	0.3	
Totals		0	29	1-6	.167	0-0	.000	0-0	.000	1	2	3	0.5	5	0	1	0	0	2	0.3

Games played: 6
 Minutes/game: 4.8
 Points/game: 0.3
 FG Pct: 16.7

Rebounds/game: 0.5
 Turnovers/game: 0.2

CAREER STATISTICS

YEAR	G/GS	FG-A	PCT	3-PT	PCT	FT-A	PCT	RB	AVG	PF-FO	AS	TO	BK	ST	PTS	AVG
Fresh.	12/0	2-5	.400	0-0	.000	0-0	.000	9	0.8	6-0	2	2	2	1	4	0.3
Soph.	12/0	3-11	.273	0-3	.000	2-5	.400	15	1.3	3-0	1	6	2	0	8	0.7
Junior	6/0	1-6	.167	0-0	.000	0-0	.000	3	0.5	5-0	0	1	0	0	2	0.3
TOTALS	30/0	6-22	.273	0-3	.000	2-5	.400	27	0.9	14-0	3	9	4	1	14	0.5



IOWA HAWKEYE BASKETBALL

Updated Iowa Player Bio

Okey Ukah



32

So., 6-5, 217, Forward
Iowa City, Iowa
West HS
Kirkwood CC

- Non-scholarship athlete
- Played in seven career games
- Scored one point and grabbed two rebounds in five minutes of action against Maryland Eastern Shore
- Scored two points in win over UTEP
- Equaled a career high with two rebounds in win over FDU

Personal Bests

Points: 1 vs. Md. Eastern Shore, 11/14/13
Rebounds: 2, 2x, last vs. FDU, 12/9/13
FGM: 1 vs. UTEP, 11/29/13
FGA: 1 2x, last vs. UTEP, 11/29/13
3-pt FG: ---
3-pt FGA: ---
FTM: 1 vs. Md. Eastern Shore, 11/14/13
FTA: 2 vs. Md. Eastern Shore, 11/14/13
Assists: ---
Steals: ---
Blocks: 1 vs. Md. Eastern Shore, 11/14/13
Minutes: 5, 2x, last vs. FDU, 12/9/13

2013-14 Game-by-Game

Opponent	Date	gs	min	Total		3-Pointers		Free throws		Rebounds				pf	a	t/o	blk	stl	pts	avg
				fg-fga	pct	3fg-fga	pct	ft-fa	pct	off	def	tot	avg							
UNC WILMINGTON	11/08/13	4	0-0	.000	0-0	.000	0-0	.000	0	1	1	1.0	0	0	0	0	0	0	0	0.0
MD. EASTERN SHORE	11/14/13	5	0-1	.000	0-0	.000	1-2	.500	1	1	2	1.5	0	0	0	1	0	1	0.5	
ABILENE CHRISTIAN	11/17/13	2	0-0	.000	0-0	.000	0-0	.000	0	0	0	1.0	0	0	0	0	0	0	0.3	
PENN	11/22/13	3	0-0	.000	0-0	.000	0-0	.000	0	0	0	0.8	0	0	0	0	0	0	0.3	
vs UTEP	11/29/13	3	1-1	1.000	0-0	.000	0-0	.000	0	0	0	0.6	0	0	0	0	0	2	0.6	
vs Drake	12/07/13	1	0-0	.000	0-0	.000	0-0	.000	0	0	0	0.5	0	0	0	0	0	0	0.5	
FAIRLEIGH DICKINSON	12/09/13	5	0-2	.000	0-0	.000	0-0	.000	0	2	2	0.7	0	0	1	0	0	0	0.4	
Totals		0	23	1-4	.250	0-0	.000	1-2	.500	1	4	5	0.7	0	0	1	1	0	3	0.4

Games played: 7
 Minutes/game: 3.3
 Points/game: 0.4
 FG Pct: 25.0
 FT Pct: 50.0

Rebounds/game: 0.7
 Turnovers/game: 0.1
 Blocks/game: 0.1

CAREER STATISTICS

YEAR	G/GS	FG-A	PCT	3-PT	PCT	FT-A	PCT	RB	AVG	PF-FO	AS	TO	BK	ST	PTS	AVG
Soph.	7/0	1-4	.250	0-0	.000	1-2	.500	5	0.7	0-0	0	1	1	0	3	0.4



IOWA HAWKEYE BASKETBALL

Updated Iowa Player Bio

Jarrold Uthoff



20

So., 6-9, 208, Forward
Cedar Rapids, Iowa
Jefferson HS
Wisconsin

- Leads the team in rebounding (7.0), ranks second in blocks (17) and third in scoring (10.3)
- Netted double figures six times, including the last three games
- Two double-doubles (UMES and FDU)
- Has missed only four free throws (36-42)
- Ranks sixth in the Big Ten in free throw percentage (.857)
- Pulled down seven or more rebounds in six contests
- Scored 14 points, blocked four shots and grabbed seven rebounds in first career game in win over UNC Wilmington
- Tallied a personal-best 19 points, missing only one shot (6-7 FG, 6-6 FT) in victory over Penn
- Grabbed 10 boards, scored eight points and went 2-2 from 3-point range in win over UTEP
- Netted eight of his 17 points at the foul line in win over Notre Dame
- Scored 13 points and grabbed a game-high nine boards in win over Drake

Personal Bests

Points: 19 vs. Penn, 11/22/13
Rebounds: 11 vs. Md. Eastern Shore, 11/14/13
FGM: 6 vs. Penn, 11/22/13
FGA: 8, 2x, last vs. Drake, 12/7/13
3-pt FG: 2, vs. UTEP, 11/29/13
3-pt FGA: 3, vs. Drake, 12/7/13
FTM: 8 vs. Notre Dame, 12/3/13
FTA: 10 vs. Notre Dame, 12/3/13
Assists: 3 vs. ACU, 11/17/13
Steals: 1, 2x, last vs. Xavier, 11/28/13
Blocks: 4 vs. UNC Wilmington, 11/8/13
Minutes: 25 vs. UTEP, 11/29/13

2013-14 Game-by-Game

Opponent	Date	gs	min	Total		3-Pointers		Free throws		Rebounds				pf	a	t/o	blk	stl	pts	avg
				fg-fga	pct	3fg-fga	pct	ft-fa	pct	off	def	tot	avg							
UNC WILMINGTON	11/08/13	19	5-8	.625	1-1	1.000	3-3	1.000	1	6	7	7.0	1	0	0	4	0	14	14.0	
NEBRASKA-OMAHA	11/10/13	23	2-6	.333	0-1	.000	5-6	.833	4	3	7	7.0	1	1	2	1	0	9	11.5	
MD. EASTERN SHORE	11/14/13	18	3-7	.429	0-1	.000	5-6	.833	4	7	11	8.3	2	0	2	1	0	11	11.3	
ABILENE CHRISTIAN	11/17/13	23	2-4	.500	0-0	.000	2-2	1.000	0	5	5	7.5	1	3	0	3	1	6	10.0	
PENN	11/22/13	21	6-7	.857	1-1	1.000	6-6	1.000	1	3	4	6.8	0	2	2	1	1	19	11.8	
vs Xavier	11/28/13	17	0-3	.000	0-2	.000	0-0	.000	0	4	4	6.3	1	1	1	0	1	0	9.8	
vs UTEP	11/29/13	25	3-5	.600	2-2	1.000	0-0	.000	2	8	10	6.9	3	0	2	2	0	8	9.6	
vs Villanova	11/30/13	18	2-5	.400	0-0	.000	2-2	1.000	0	4	4	6.5	3	2	0	2	0	6	9.1	
NOTRE DAME	12/03/13	24	4-6	.667	1-1	1.000	8-10	.800	1	5	6	6.4	1	1	1	1	0	17	10.0	
vs Drake	12/07/13	21	4-8	.500	1-3	.333	4-4	1.000	3	6	9	6.7	1	0	0	2	0	13	10.3	
FAIRLEIGH DICKINSON	12/09/13	19	4-5	.800	1-1	1.000	1-3	.333	3	7	10	7.0	0	0	0	0	0	10	10.3	
Totals		0	228	35-64	.547	7-13	.538	36-42	.857	19	58	77	7.0	14	10	10	17	3	113	10.3

Games played: 11
 Minutes/game: 20.7
 Points/game: 10.3
 FG Pct: 54.7
 3FG Pct: 53.8
 FT Pct: 85.7

Rebounds/game: 7.0
 Assists/game: 0.9
 Turnovers/game: 0.9
 Assist/turnover ratio: 1.0
 Steals/game: 0.3
 Blocks/game: 1.5

CAREER STATISTICS

YEAR	G/GS	FG-A	PCT	3-PT	PCT	FT-A	PCT	RB	AVG	PF-FO	AS	TO	BK	ST	PTS	AVG
Soph.	11/0	35-64	.547	7-13	.538	36-42	.857	77	7.0	14-0	10	10	17	3	113	10.3



IOWA HAWKEYE BASKETBALL

Updated Iowa Player Bio

Aaron White



30

Jr., 6-9, 220, Forward
Strongsville, Ohio
Strongsville HS

- Netted career points No. 1,000 against Notre Dame on Dec. 3
- Scored in double figures in 6-of-11 games and 50 career times
- Has nine career double-doubles
- Ranks second on the team in scoring (12.6) and third in rebounding (5.6)
- Has missed only eight free throws (44-52)
- Tallied 20+ points in back-to-back games (Nebraska-Omaha and UMES)
- Averaged 12 points and 4.3 boards at Battle 4 Atlantis
- Scored a game-high 17 points and grabbed four boards in win over UTEP
- Netted nine points against Villanova
- Amassed 20 points, seven rebounds and seven assists in win over Notre Dame, becoming the first Hawkeye to post those numbers in a game since Jake Kelly in the 2008-09 season

Personal Bests

- Points:** 27 vs. Penn State, 1/31/13
Rebounds: 15, UNO, 11/10/13
FGM: 10 vs. Dayton, 3/13/12
FGA: 17 at Oregon, 3/18/12
3-pt FG: 2, 5x, last at Purdue, 1/27/13
3-pt FGA: 5 at Oregon, 3/18/13
FTM: 13 vs. Wisconsin, 1/19/13
FTA: 15 vs. Wisconsin, 1/19/13
Assists: 7 vs. Notre Dame, 12/3/13
Steals: 4, 2x, last at Indiana, 3/2/13
Blocks: 3, 3x, last vs. Minnesota, 2/17/13
Minutes: 36, 2x last vs. Notre Dame, 12/3/13

2013-14 Game-by-Game

Opponent	Date	qs	min	Total		3-Pointers		Free throws		Rebounds				pf	a	t/o	blk	stl	pts	avg	
				fg-fga	pct	3fg-fga	pct	ft-fa	pct	off	def	tot	avg								
UNC WILMINGTON	11/08/13	*	19	4-6	.667	0-0	.000	2-2	1.000	0	6	6	6.0	0	2	2	0	1	10	10.0	
NEBRASKA-OMAHA	11/10/13	*	33	5-10	.500	0-2	.000	10-12	.833	4	11	15	10.5	2	2	4	0	1	20	15.0	
MD. EASTERN SHORE	11/14/13	*	17	9-10	.900	0-1	.000	4-5	.800	0	3	3	8.0	0	2	2	0	1	22	17.3	
ABILENE CHRISTIAN	11/17/13	*	17	4-5	.800	0-0	.000	1-1	1.000	0	7	7	7.8	1	3	2	0	1	9	15.3	
PENN	11/22/13	*	22	2-6	.333	0-0	.000	3-5	.600	2	5	7	7.6	0	0	0	0	1	7	13.6	
vs Xavier	11/28/13	*	34	3-7	.429	0-2	.000	4-5	.800	2	4	6	7.3	0	3	3	2	0	10	13.0	
vs UTEP	11/29/13	*	19	5-6	.833	0-0	.000	7-7	1.000	1	3	4	6.9	0	1	0	1	0	17	13.6	
vs Villanova	11/30/13	*	30	2-4	.500	1-1	1.000	4-5	.800	1	2	3	6.4	5	2	5	0	1	9	13.0	
NOTRE DAME	12/03/13	*	36	7-9	.778	0-0	.000	6-6	1.000	3	4	7	6.4	1	7	2	1	0	20	13.8	
vs Drake	12/07/13	*	22	3-5	.600	0-1	.000	1-2	.500	2	0	2	6.0	2	2	1	1	0	7	13.1	
FAIRLEIGH DICKINSON	12/09/13	*	16	3-4	.750	0-0	.000	2-2	1.000	1	1	2	5.6	1	3	1	0	3	8	12.6	
Totals			11	265	47-72	.653	1-7	.143	44-52	.846	16	46	62	5.6	12	27	22	5	9	139	12.6

Games played: 11
 Minutes/game: 24.1
 Points/game: 12.6
 FG Pct: 65.3
 3FG Pct: 14.3
 FT Pct: 84.6

Rebounds/game: 5.6
 Assists/game: 2.5
 Turnovers/game: 2.0
 Assist/turnover ratio: 1.2
 Steals/game: 0.8
 Blocks/game: 0.5

CAREER STATISTICS

YEAR	G/GS	FG-A	PCT	3-PT	PCT	FT-A	PCT	RB	AVG	PF-FO	AS	TO	BK	ST	PTS	AVG
Fresh.	35/14	136-270	.504	17-61	.279	100-143	.699	199	5.7	73-2	31	49	23	31	389	11.1
Soph.	38/38	140-299	.468	15-66	.234	193-258	.748	234	6.2	54-0	51	62	27	41	488	12.8
Junior	11/11	47-72	.653	1-7	.143	44-52	.846	62	5.6	12-1	27	22	5	9	139	12.6
TOTALS	84/63	323-641	.504	33-134	.246	337-453	.744	495	5.9	139-3	109	133	55	81	1016	12.1



IOWA HAWKEYE BASKETBALL

Updated Iowa Player Bio

Adam Woodbury



34

So., 7-1, 245, Center
Sioux City, Iowa
East HS

- Missed only six free throws this season (13-19)
- Averaged 6.8 points the last four outings
- Scored five or more points seven times this year
- Started all 48 games of his career, 38 as a freshman
- Netted seven points (3-3 FG, 1-1 FT) against Villanova
- Collected six points and six rebounds in win over Drake
- Scored eight points and snagged three rebounds in win over FDU

Personal Bests

Points: 13 vs. A&M-CC, 12/1/12
Rebounds: 9, 2x, last vs. Northwestern, 1/13/13
FGM: 6 vs. Nebraska, 3/9/13
FGA: 8, 2x, last vs. Maryland, 4/2/13
FTM: 3, 4x, last vs. ACU, 11/17/13
FTA: 5 at Virginia Tech, 11/27/12
Assists: 3 vs. Notre Dame, 12/3/13
Steals: 2, 4x, last vs. Northwestern, 3/14/13
Blocks: 3, 3x, last vs. Penn State, 1/31/13
Minutes: 29 vs. Maryland, 4/2/13

2013-14 Game-by-Game

Opponent	Date	qs	min	Total		3-Pointers		Free throws		Rebounds				pf	a	t/o	blk	stl	pts	avg	
				fg-fga	pct	3fg-fga	pct	ft-fga	pct	off	def	tot	avg								
UNC WILMINGTON	11/08/13	*	13	2-6	.333	0-0	.000	0-1	.000	1	4	5	5.0	4	1	0	1	0	4	4.0	
NEBRASKA-OMAHA	11/10/13	*	11	2-4	.500	0-0	.000	1-2	.500	2	1	3	4.0	1	1	3	1	0	5	4.5	
MD. EASTERN SHORE	11/14/13	*	19	1-3	.333	0-0	.000	2-2	1.000	1	5	6	4.7	2	0	1	1	0	4	4.3	
ABILENE CHRISTIAN	11/17/13	*	18	3-4	.750	0-0	.000	3-3	1.000	1	2	3	4.3	3	2	0	0	1	9	5.5	
PENN	11/22/13	*	20	2-6	.333	0-0	.000	2-3	.667	5	3	8	5.0	3	1	0	0	0	6	5.6	
vs Xavier	11/28/13	*	11	1-2	.500	0-0	.000	0-0	.000	1	0	1	4.3	5	1	2	0	0	2	5.0	
vs UTEP	11/29/13	*	14	1-4	.250	0-0	.000	0-0	.000	1	1	2	4.0	4	0	0	0	0	2	4.6	
vs Villanova	11/30/13	*	15	3-3	1.000	0-0	.000	1-1	1.000	0	1	1	3.6	1	0	1	0	0	7	4.9	
NOTRE DAME	12/03/13	*	15	2-3	.667	0-0	.000	2-2	1.000	1	2	3	3.6	1	3	3	0	0	6	5.0	
vs Drake	12/07/13	*	18	2-5	.400	0-0	.000	2-4	.500	3	3	6	3.8	2	1	0	0	1	6	5.1	
FAIRLEIGH DICKINSON	12/09/13	*	19	4-8	.500	0-0	.000	0-1	.000	2	1	3	3.7	3	1	0	1	0	8	5.4	
Totals			11	173	23-48	.479	0-0	.000	13-19	.684	18	23	41	3.7	29	11	10	4	2	59	5.4

Games played: 11
 Minutes/game: 15.7
 Points/game: 5.4
 FG Pct: 47.9
 FT Pct: 68.4

Rebounds/game: 3.7
 Assists/game: 1.0
 Turnovers/game: 0.9
 Assist/turnover ratio: 1.1
 Steals/game: 0.2
 Blocks/game: 0.4

CAREER STATISTICS

YEAR	G/GS	FG-A	PCT	3-PT	PCT	FT-A	PCT	RB	AVG	PF-FO	AS	TO	BK	ST	PTS	AVG
Fresh.	38/38	81-166	.488	0-0	.000	26-51	.510	181	4.8	96-1	22	48	29	16	188	4.9
Soph.	11/11	23-48	.479	0-0	.000	13-19	.684	41	3.7	29-1	11	10	4	2	59	5.4
TOTALS	49/49	104-214	.486	0-0	.000	39-70	.557	222	4.5	125-2	33	58	33	18	247	5.0



IOWA HAWKEYE BASKETBALL

Game-by-Game Results

Overall: 10-1 Big Ten: 0-0 Home: 7-0 Away: 0-0 Neutral: 3-1

Date	Opponent	Result	Attend.	Top Scorer	Top Rebounder
Nov. 8	UNC Wilmington	W, 82-39	15,293	14, Jarrod Uthoff	7, McCabe, Uthoff, Olaseni
Nov. 10	Nebraska-Omaha	W, 83-75	14,271	20, Aaron White	15, Aaron White
Nov. 14	Maryland Eastern Shore	W, 109-63	13,374	22, Aaron White	11, Jarrod Uthoff
Nov. 17	Abilene Christian	W, 103-41	14,733	27, Roy Devyn Marble	7, Aaron White
Nov. 22	Penn	W, 86-55	15,400	19, Jarrod Uthoff	8, Adam Woodbury
^ Nov. 28	vs. Xavier	W, 77-74 OT	2,258	30, Roy Devyn Marble	11, Gabriel Olaseni
^ Nov. 29	vs. UTEP	W, 89-53	2,664	17, Aaron White	10, Jarrod Uthoff
^ Nov. 30	vs. Villanova	L, 83-88	2,593	24, Roy Devyn Marble	6, Melsahn Basabe
\$ Dec. 3	Notre Dame	W, 98-93	15,400	20, Aaron White	7, Aaron White
# Dec. 7	vs. Drake	W, 83-66	14,512	15, Melsahn Basabe	9, Jarrod Uthoff
Dec. 9	Fairleigh Dickinson	W, 92-59	13,501	14, Gabriel Olaseni	11, Melsahn Basabe

^ - Battle 4 Atlantis -- Paradise Island, Bahamas

\$ - Big Ten / ACC Challenge

+ - Iowa Corn Cy-Hawk Series

- Hy-Vee Big Four Classic -- Des Moines, Iowa

* - Big Ten Conference Game

% - Big Ten Tournament -- Indianapolis

Attendance Summary	Games	Totals	Average
Home	7	101,972	14,567
Away	0	0	0
Neutral	4	22,027	5,506
Totals	10	123,999	12,399



IOWA HAWKEYE BASKETBALL

Game-by-Game Statistics

Team	Score	FG-A	PCT	3-PT. FG	PCT	FT-A	PCT	REB	PF	AS	TO	BS	ST
at Iowa	82	31-67	.463	4-12	.333	16-24	.667	56	10	19	10	12	7
UNC-Wilmington	39	16-72	.222	2-23	.087	5-10	.500	43	20	6	14	1	6
at Iowa	83	21-56	.375	3-14	.214	38-49	.776	49	15	12	18	7	7
Nebraska-Omaha	75	28-71	.394	8-28	.286	11-16	.688	37	30	14	16	2	11
at Iowa	109	35-68	.515	7-17	.412	32-43	.744	57	18	24	12	6	8
Maryland Eastern Shore	63	24-75	.320	4-25	.160	11-18	.611	37	27	9	15	1	8
at Iowa	103	38-61	.623	9-21	.429	18-22	.818	36	10	25	5	5	11
Abilene Christian	41	14-54	.259	3-23	.130	10-12	.833	30	21	6	19	0	3
at Iowa	86	26-66	.394	6-18	.333	28-40	.700	44	17	11	10	5	14
Penn	55	21-58	.362	3-23	.130	10-16	.625	41	29	15	25	4	2
Iowa	77	24-68	.353	6-23	.261	23-34	.676	45	23	17	12	8	6
vs. Xavier	74	25-64	.391	6-24	.250	18-28	.643	49	27	12	19	6	4
Iowa	89	31-59	.525	9-16	.563	18-22	.818	46	17	22	5	4	2
vs. UTEP	53	18-52	.346	5-22	.227	12-21	.571	24	17	11	7	2	4
Iowa	83	29-69	.420	11-24	.458	14-21	.667	36	28	18	17	6	8
vs. Villanova	88	27-63	.429	14-38	.368	20-30	.667	48	19	14	20	7	5
at Iowa	98	33-58	.569	7-13	.538	25-29	.862	36	15	20	12	5	3
Notre Dame	93	35-68	.515	8-17	.471	15-19	.789	26	22	20	7	2	7
Iowa	83	29-64	.453	3-18	.167	22-30	.733	47	15	11	5	6	5
vs. Drake	66	23-58	.397	12-29	.414	8-10	.800	28	21	13	9	1	3
at Iowa	92	34-70	.486	4-11	.364	20-27	.741	54	13	19	8	3	8
Fairleigh Dickinson	59	21-65	.323	7-22	.318	10-14	.714	32	22	11	10	8	7



IOWA HAWKEYE BASKETBALL

Season & Career Bests

Season Bests

Player	Points	3-Pointers	Rebounds	Assists	Blocks	Steals
Melsahn Basabe	15, Drake	---	11, FDU	1, Omaha	2, twice	3, Villanova
Anthony Clemmons	11, Omaha	1, four times	4, UTEP	7, Xavier	2, Omaha	1, seven times
Kyle Denning	3, twice	1, twice	1, three times	2, ACU	---	1, ACU
Mike Gesell	10, three times	2, three times	5, Notre Dame	7, twice	1, Villanova	2, six times
Peter Jok	15, ACU	3, ACU	7, Drake	4, FDU	1, twice	2, ACU
Roy Devyn Marble	30, Xavier	4, Xavier	6, twice	6, UTEP	1, twice	6, Penn
Zach McCabe	14, twice	4, Villanova	7, UNCW	3, ACU	---	1, five times
Kyle Meyer	3, UMES	1, UMES	7, UMES	2, UMES	---	1, ACU
Josh Oglesby	---	---	---	---	---	---
Gabriel Olaseni	14, FDU	---	11, Xavier	2, Notre Dame	5, UNCW	1, three times
Darius Stokes	2, UMES	---	2, Penn	---	---	---
Okey Ukah	2, UTEP	---	2, twice	---	1, UMES	---
Jarrold Uthoff	19, Penn	2, UTEP	11, UMES	3, ACU	4, UNCW	1, three times
Aaron White	22, UMES	1, Villanova	15, Omaha	7, Notre Dame	1, twice	3, FDU
Adam Woodbury	9, ACU	---	8, Penn	3, twice	2, Xavier	1, ACU

Career Bests

Player	Points	3-Pointers	Rebounds	Assists	Blocks	Steals
Melsahn Basabe	25, Michigan, '11	---	14, Iowa State, '10	2, four times	7, Iowa State, '10	3, Villanova, '13
Anthony Clemmons	14, Iowa State, '12	2, three times	4, four times	9, Coppin St., '12	2, Omaha, '13	3, three times
Kyle Denning	6, SCSU, '12	2, SCSU, '12	1, twice	2, twice	---	1, twice
Mike Gesell	23, UNI, '12	4, UNI, '12	6, twice	8, SCSU	1, eleven times	4, Minnesota, '13
Peter Jok	15, ACU, '13	3, ACU, '13	7, Drake, '13	4, FDU, '13	1, ACU, '13	2, ACU, '13
Roy Devyn Marble	31, Oregon, '12	7, Oregon, '12	9, Indiana, '12	8, Wisconsin, '12	3, Boise State, '11	6, Penn, '13
Zach McCabe	20, three times	4, four times	10, Minnesota, '12	4, Minnesota, '12	2, twice	4, five times
Kyle Meyer	3, UMES, '13	1, UMES, '13	7, UMES, '13	2, UMES, '13	---	1, ACU, '13
Josh Oglesby	24, Indiana, '12	6, Indiana, '12	5, twice	4, two times	2, Wichita St., '12	2, three times
Gabriel Olaseni	14, twice	---	11, Xavier, '13	3, Nebraska	7, Illinois, '13	2, twice
Okey Ukah	2, UTEP, '13	---	2, twice	---	1, UMES, '13	---
Jarrold Uthoff	19, Penn, '13	2, UTEP, '13	11, UMES, '13	3, ACU, '13	4, UNCW, '13	1, three times
Darius Stokes	2, six times	---	5, SCSU, '12	1, three times	1, four times	1, Clemson, '11
Aaron White	27, Penn State, '13	2, four times	15, Omaha	7, Notre Dame, '13	3, three times	4, twice
Adam Woodbury	13, A&M-CC, '12	---	9, twice	3, twice	3, three times	2, four times



IOWA HAWKEYE BASKETBALL

Season Highs And Lows/Specialty Statistics

CATEGORY	IOWA		OPPONENTS	
<u>Points</u>	High	109	Md. Eastern Shore	93
	Low	77	Xavier	39
<u>FG Made</u>	High	38	Abilene Christian	35
	Low	21	Nebraska-Omaha	14
<u>FG Att.</u>	High	70	Fairleigh Dickinson	75
	Low	56	Nebraska-Omaha	52
<u>FG%</u>	High	.623	Abilene Christian	.515
	Low	.353	Xavier	.222
<u>3FG Made</u>	High	11	Villanova	14
	Low	3	Nebraska-Omaha/Drake	2
<u>3FG Att.</u>	High	24	Villanova	38
	Low	11	Fairleigh Dickinson	17
<u>3FG%</u>	High	.563	UTEP	.471
	Low	.167	Drake	.087
<u>FTM</u>	High	38	Nebraska-Omaha	20
	Low	14	Villanova	5
<u>FTA</u>	High	49	Nebraska-Omaha	30
	Low	21	Villanova	10
<u>FT% (min. 10)</u>	High	.862	Notre Dame	.833
	Low	.667	UNC Wilmington/Villanova	.500
<u>Off. Reb.</u>	High	20	Nebraska-Omaha/Xavier	19
	Low	5	Abilene Christian	6
<u>Def. Reb.</u>	High	40	UNC Wilmington	32
	Low	24	Notre Dame	15
<u>Total Reb.</u>	High	57	Md. Eastern Shore	49
	Low	36	Three teams	24
<u>Assists</u>	High	25	Abilene Christian	20
	Low	11	Penn/Drake	6
<u>Steals</u>	High	14	Penn	11
	Low	2	UTEP	2
<u>Blocks</u>	High	12	UNC Wilmington	8
	Low	3	Fairleigh Dickinson	0
<u>Turnovers</u>	High	18	Nebraska-Omaha	25
	Low	5	Abilene Christian/UTEP/Drake	7
<u>Fouls</u>	High	28	Villanova	30
	Low	10	UNCW/Abilene Christian	17

GAME-BY-GAME SPECIALTY STATS

Date	Opponent	Pts. Off	Pts. in	2nd	Bench
		TO's	Paint	Chance	Points
11/8	UNC-Wilmington	16-7	42-16	14-10	49-16
11/10	Nebraska-Omaha	17-23	30-26	13-19	35-15
11/14	Md.-Eastern Shore	18-21	44-30	16-16	53-19
11/17	Abilene Christian	29-4	46-16	9-5	51-16
11/22	Penn	30-10	30-30	13-14	45-12
11/28	vs. Xavier	22-19	29-38	23-12	24-20
11/29	vs. UTEP	14-2	35-24	14-7	48-24
11/30	vs. Villanova	24-16	30-24	6-17	31-36
12/3	Notre Dame	4-20	38-50	12-15	39-7
12/7	vs. Drake	13-5	42-12	29-5	39-7
12/9	Fairleigh Dickinson	13-6	54-26	24-5	51-28

IOWA AND OPPONENT INDIVIDUAL HIGH PERFORMANCES

CATEGORY	IOWA	OPPONENTS
<u>Points</u>	30	Roy Devyn Marble vs. Xavier 29
<u>Field Goals Made</u>	10	Garrick Sherman (Notre Dame)
<u>Field Goals Attempted</u>	23	Garrick Sherman (Notre Dame)
<u>Field Goal Percentage (min. 5 made)</u>	.900 (9-10)	Isaac Smith (Md. Eastern Shore)
<u>3-Point Field Goals Made</u>	4	Cedrick Williams (UNCW)
<u>3-Point Field Goals Attempted</u>	10 (4-10)	Chris Caird (Drake)
<u>3-Point Field Goals Pct. (min. 4 made)</u>	.572 (4-7)	CJ Carter (Nebraska-Omaha)
<u>Free Throws Made</u>	11 (11-14)	Eric Atkins (Notre Dame)
<u>Free Throws Attempted</u>	14 (11-14)	Two players
<u>Free Throw Pct. (min. 7 made)</u>	1.00 (8-8)	Two players
<u>Offensive Rebounds</u>	7	Seven players
<u>Defensive Rebounds</u>	11	James Farr (Xavier)
<u>Total Rebounds</u>	15	Matt Hagerbaumer (Nebraska-Omaha)
<u>Assists</u>	7	Jerian Grant (Notre Dame)
<u>Steals</u>	6	Devin Patterson (Nebraska-Omaha)
<u>Blocks</u>	5	Daniel Ochefu (Villanova)
<u>Turnovers</u>	5	Two players



IOWA HAWKEYE BASKETBALL

The Last Time...

The Last Time a Player . . .

Had 30 or more points

Iowa -- 30, Roy Devyn Marble, Xavier, 11/28/13
Opponent -- 30, Tim Hardaway Jr., Michigan, 2/19/11

Made at least 90% of his FGA (10 att.)

Iowa -- .909 (9-10), Luke Recker vs. Purdue, 3/07/02
Opponent -- .900 (9-10), E.J. Singler, Oregon, 3/18/12

Made 100% of his FTA (10 att.)

Iowa -- 1.000 (10-10), Roy Devyn Marble, 3/5/13
Opponent -- 1.000 (10-10), Morris Smith IV, UTSA, 11/15/09

Had 15 or more rebounds

Iowa -- 15, Aaron White vs. Nebraska-Omaha, 11/10/13
Opponent -- 15, Jon Leuer, Wisconsin, 2/9/11

Had 10 or more assists

Iowa -- 11, Bryce Cartwright vs. Oregon, 3/18/12
Opponent -- 10, Jerian Grant, Notre Dame, 12/3/13

Had 5 or more blocks

Iowa -- 5, Gabriel Olaseni vs. UNC Wilmington, 11/8/13
Opponent -- 5, Austin Isaiah, Baylor, 4/4/13

Had 5 or more steals

Iowa -- 6, Roy Devyn Marble, 11/22/13
Opponent -- 6, AJ Walton, Baylor, 4/4/13

The Last Time a Team . . .

Scored 100 or more points

Iowa -- 103 vs. Abilene Christian, 11/17/13
Opponent -- 108 by Oregon, 3/18/12

Scored 40 or fewer points

Iowa -- 40 at Wisconsin, 3/3/10
Opponent -- 39 by UNC Wilmington, 11/8/13

Won an overtime game

Iowa -- 77-74 (OT) vs. Xavier, 11/28/13
Opponent -- 88-83 (OT), Villanova, 11/30/13

Made at least 60% of its FGA (20 att.)

Iowa -- .623 (38-61) vs. Abilene Christian, 11/17/13
Opponent -- .617 (37-60) by Michigan State, 1/10/2012

Made at least 50% of its 3-pt. FGA (8 att.)

Iowa -- .538 (7-13) vs. Notre Dame, 12/3/13
Opponent -- .520 (13-25) by Northwestern, 2/9/12

Made at least 90% of its FTA (10 att.)

Iowa -- 1.000 (15-15) vs. Virginia, 3/27/13
Opponents -- .909 (10-11) by Indiana State, 2/20/13



IOWA HAWKEYE BASKETBALL

2013-14 Iowa Record When . . .

When playing at home:	7-0	When leading at the half:	8-1	When wearing White:	4-0
When playing on the road:	0-0	When trailing at the half:	2-0	When wearing Black:	4-1
When playing on a neutral court:	3-1	When tied at the half:	0-0	When wearing Gold:	2-0
When Iowa scores 100 points or more:	2-0	Iowa field goal percentage at home:	218-446	.489	
When Iowa scores 90-99 points:	2-0	Iowa field goal percentage on road:	113-260	.435	
When Iowa scores 80-89 points:	5-1	Iowa 3-point percentage at home:	40-106	.377	
When Iowa scores 70-79 points:	1-0	Iowa 3-point percentage on road:	29-81	.358	
When Iowa scores under 70 points:	0-0	Iowa free throw percentage at home:	177-234	.756	
		Iowa free throw percentage on road:	77-107	.720	
When opponent scores 100 points or more:	0-0	On Sunday:	2-0		
When opponent scores 90-99 points:	1-0	On Monday:	1-0		
When opponent scores 80-89 points:	0-1	On Tuesday:	1-0		
When opponent scores 70-79 points:	2-0	On Wednesday:	0-0		
When opponent scores 60-69 points:	2-0	On Thursday:	2-0		
When opponent scores fewer than 60 points:	5-0	On Friday:	3-0		
When Iowa shoots at least 50% from the field:	4-0	On Saturday:	1-1		
When Iowa shoots less than 50% from the field:	6-1	On BTN:	3-0		
When opponent shoots at least 50% from the field:	1-0	On CBS:	0-0		
When opponent shoots less than 50% from the field:	9-1	On ESPN:	0-0		
When Iowa has higher FG% than opponent:	8-0	On ESPN2:	1-0		
When opponent has higher FG%:	2-1	On ESPNU:	0-0		
When FG% is equal:	0-0	On Mediacom:	2-0		
When Iowa outrebounds opponent:	8-0	On NBC SN:	2-1		
When opponent has more rebounds:	1-1	BTN.com:	0-0		
When rebounds are equal:	0-0	On CBS SN:	0-0		
When Iowa shoots at least 80% from the line:	3-0	Most Points, First Half: 56 vs. Md. Eastern Shore			
When Iowa shoots less than 80% from the line:	7-1	Fewest Points, First Half: 30 vs. Xavier			
When opponent shoots at least 80% from the line:	2-0	Most Points Allowed, First Half: 43, 2x, last vs. Notre Dame			
When opponent shoots less than 80% from the line:	8-1	Fewest Points Allowed, First Half: 12 vs. UNC Wilmington			
When Iowa shoots more free throws than opponent:	10-0	Most Points, Second Half: 57 vs. Abilene Christian			
When opponent shoots more free throws:	0-1	Fewest Points, Second Half: 30 vs. Villanova			
When free throws attempts are equal:	0-0	Most Points Allowed, Second Half: 50 vs. Notre Dame			
When Iowa has higher FT% than opponent:	8-0	Fewest Points Allowed, Second Half: 19 vs. Abilene Christian			
When opponent has higher FT%:	2-0	Largest Halftime Advantage: 36 vs. UNC Wilmington			
When FT% is equal:	0-1	Largest Halftime Deficit: 7 vs. Nebraska-Omaha/Xavier			
When Iowa shoots at least 50% from 3-point range:	2-0				
When Iowa shoots less than 50% from 3-point range:	8-1				
When opponent shoots at least 50% from 3-point range:	0-0				
When opponent shoots less than 50% from 3-point range:	10-1				
When Iowa has a higher 3-point FG% than opponent:	8-1				
When opponent has a higher 3-point FG%:	2-0				
When 3-point FG% is equal:	0-0				
When Iowa has more assists than opponent:	6-1				
When opponent has more assists:	3-0				
When assists are equal:	1-0				
When Iowa has fewer turnovers than opponent:	8-1				
When opponent has fewer turnovers:	2-0				
When turnovers are equal:	0-0				
When Iowa has more steals than opponent:	5-1				
When opponent has more steals:	4-0				
When steals are equal:	1-0				



IOWA HAWKEYE BASKETBALL

Under McCaffery... Iowa Record When . . .

When playing at home:	47-16	When leading at the half:	53-14	When wearing White:	40-17
When playing on the road:	8-26	When trailing at the half:	9-37	When wearing Black:	14-33
When playing on a neutral court:	9-9	When tied at the half:	2-0	When wearing Gold:	10-1
When Iowa scores 100 points or more:	4-0	Iowa field goal percentage at home:	1665-3627	.459	
When Iowa scores 90-99 points:	6-1	Iowa field goal percentage on road:	1238-2970	.417	
When Iowa scores 80-89 points:	16-2	Iowa 3-point percentage at home:	340-1010	.336	
When Iowa scores 70-79 points:	21-15	Iowa 3-point percentage on road:	268-822	.326	
When Iowa scores under 70 points:	17-33	Iowa free throw percentage at home:	1092-1498	.729	
		Iowa free throw percentage on road:	735-1060	.693	
When opponent scores 100 points or more:	0-2	On Sunday:	6-12		
When opponent scores 90-99 points:	1-5	On Monday:	4-2		
When opponent scores 80-89 points:	0-10	On Tuesday:	9-8		
When opponent scores 70-79 points:	10-21	On Wednesday:	8-10		
When opponent scores 60-69 points:	20-12	On Thursday:	8-7		
When opponent scores fewer than 60 points:	33-1	On Friday:	9-5		
		On Saturday:	18-6		
When Iowa shoots at least 50% from the field:	15-6	On BTN:	24-30		
When Iowa shoots less than 50% from the field:	49-45	On CBS:	0-0		
When opponent shoots at least 50% from the field:	3-25	On ESPN:	2-2		
When opponent shoots less than 50% from the field:	61-26	On ESPN2:	7-4		
When Iowa has higher FG% than opponent:	56-10	On ESPNU:	6-7		
When opponent has higher FG%:	8-39	On Mediacom:	10-0		
When FG% is equal:	1-1	On CBS SN:	1-1		
When Iowa outrebounds opponent:	54-15	On NBC SN:	2-1		
When opponent has more rebounds:	10-35				
When rebounds are equal:	0-1				
When Iowa shoots at least 80% from the line:	17-9	Most Points, First Half: 56 vs. Md. Eastern Shore, '13			
When Iowa shoots less than 80% from the line:	47-42	Fewest Points, First Half: 14 vs. Indiana, '13			
When opponent shoots at least 80% from the line:	15-11	Most Points Allowed, First Half: 55 vs. Michigan State, '12			
When opponent shoots less than 80% from the line:	50-40	Fewest Points Allowed, First Half: 12 vs. UNC Wilmington, '13			
When Iowa shoots more free throws than opponent:	55-20	Most Points, Second Half: 58 vs. SIU-Edwardsville, '10			
When opponent shoots more free throws:	7-30	Fewest Points, Second Half: 24 vs. Wisconsin, '12			
When free throws attempts are equal:	2-1	Most Points Allowed, Second Half: 61 at Oregon, '12			
When Iowa has higher FT% than opponent:	42-20	Fewest Points Allowed, Second Half: 16 vs. UNI, '10			
When opponent has higher FT%:	22-30	Largest Halftime Advantage: 36 vs. SIU-Edwardsville, '10			
When FT% is equal:	0-1	Largest Halftime Deficit: 22 at Michigan State, '12			
When Iowa shoots at least 50% from 3-point range:	7-4				
When Iowa shoots less than 50% from 3-point range:	57-47				
When opponent shoots at least 50% from 3-point range:	1-10				
When opponent shoots less than 50% from 3-point range:	63-41				
When Iowa has a higher 3-point FG% than opponent:	42-22				
When opponent has a higher 3-point FG%:	19-31				
When 3-point FG% is equal:	0-1				
When Iowa has more assists than opponent:	46-13				
When opponent has more assists:	15-35				
When assists are equal:	3-3				
When Iowa has fewer turnovers than opponent:	41-18				
When opponent has fewer turnovers:	18-28				
When turnovers are equal:	5-5				
When Iowa has more steals than opponent:	39-23				
When opponent has more steals:	19-25				
When steals are equal:	6-2				



IOWA HAWKEYE BASKETBALL

Iowa Superlatives Under McCaffery

TEAM

Most Points Scored

1. 111 – SIU Edwardsville (11/26/10)
2. **109 -- Md. Eastern Shore (11/14/13)**
3. **103 -- Abilene Christian (11/17/13)**
4. 105 – Central Arkansas (12/19/11)
5. **98 – Notre Dame (12/3/13)**

Fewest Points Allowed

1. 36 -- Howard (11/15/12)
2. **39 -- UNC Wilmington (11/8/13)**
3. 40 – Louisiana Monroe (11/16/10)
4. 41 -- Abilene Christian (11/17/13)
5. 46 -- SC State (12/19/12)

Field Goals Made

1. 42 – Central Arkansas (12/19/11)
2. **38 -- Abilene Christian (11/17/13)**
3. 37 – SIU Edwardsville (11/26/10)
- 37 – Oregon (3/18/12)
5. **35 -- Md. Eastern Shore (11/14/13)**

Field Goals Attempted

1. 79 – Oregon (3/18/12)
2. 76 – Central Arkansas (12/19/11)
- 76 -- South Dakota (12/4/12)
4. 74 -- Wisconsin (2/6/13)
5. 71 – Wake Forest (11/30/10)

Field Goal Percentage (20 Made)

1. .630 – Indiana (1/29/12)
2. .623 -- Abilene Christian (11/17/13)
3. .587 – SIU Edwardsville (11/26/10)
4. .577 – Indiana (1/23/11)
- .577 – Mich St (2/2/11)
6. .571 – Nebraska (3/9/13)

3-Point Field Goals Made

1. 13 – Northern Illinois (11/17/11)
2. 12 -- Northern Iowa (12/15/12)
3. **11 -- Villanova (11/30/13)**
- 11 -- SC State (12/19/12)
4. 10 – SIU Edwardsville (11/26/10)
- 10 – Wisconsin (2/23/12)
- 10 – Mich St (3/9/12)
- 10 – Oregon (3/18/12)

3-Point Field Goals Attempted

1. 28 – Minnesota (2/13/11)
2. 27 – Chicago St (11/11/11)
3. 26 – North Carolina A&T (11/14/11)
4. 25 – Northern Iowa (12/15/12)
5. 24 – Illinois (12/29/10)
- 24 -- Villanova (11/30/13)**

3-Point FG Percentage (10 Made)

1. .619 (13-21) Northern Illinois (11/17/11)
2. .556 (10-18) SIUE (11/26/10)
- .556 (10-18) Wisconsin (2/23/12)
4. **.538 (7-13) Notre Dame (12/3/13)**
5. .500 (10-20) Mich St (3/9/12)

Free Throws Made

1. **38 -- Nebraska-Omaha (11/10/13)**
2. **32 -- Md. Eastern Shore (11/14/13)**
3. 31 -- Wichita St (11/21/12)
- 31 -- Penn St (1/31/13)
5. 29 – Penn St (2/4/12)

Free Throws Attempted

1. **49 -- Nebraska-Omaha (11/10/13)**
2. **43 -- UM Eastern Shore (11/14/13)**
3. **40 -- Penn (11/22/13)**
4. 39 – Indiana (1/23/11)
- 39 -- Wichita St (11/21/12)
- 39 -- Penn St (1/31/13)

Free Throw Percentage (10 Made)

1. 1.000 (15-15) Virginia (3/27/13)
2. .917 (11-12) Michigan St (3/15/13)
3. .909 (20-22) Clemson (11/29/11)
4. .895 (17-19) South Dakota (12/4/12)
5. .880 (22-25) Iowa St (12/9/11)

Most Rebounds

1. **57 -- Md. Eastern Shore (11/14/13)**
2. **56 -- UNC Wilmington (11/8/13)**
- 56 – Brown (12/3/11)
- 56 -- SC State (12/19/12)
5. **54 -- Fairleigh Dickinson (12/9/13)**
- 54 -- Coppin State (12/22/12)

Most Assists

1. 32 – Central Arkansas (12/19/11)
2. 26 – Northern Illinois (11/17/11)
3. **25 -- Abilene Christian (11/17/13)**
4. 24 – SIU Edwardsville (11/26/10)
- 24 -- Md. Eastern Shore (11/14/13)**
6. 23 – Dayton (3/13/12)

Most Steals

1. 19 – SIU Edwardsville (11/26/10)
2. **14 -- Penn (11/22/13)**
- 14 – Idaho St (12/4/10)
- 14 – Chicago St (11/11/11)
5. 13 – IPFW (11/26/11)
- 13 -- UT-Pan American (11/9/12)

Most Blocked Shots

1. 13 -- Illinois (3/5/13)
2. **12 -- UNC Wilmington (11/8/13)**
3. 10 -- UT-Pan American (11/9/12)
4. 8 -- Purdue (1/27/13)
- 8 – Boise St (12/22/11)
- 8 -- Northwestern (3/14/13)
- 8 -- Xavier (11/28/13)**

Fewest Turnovers

1. **5 -- Abilene Christian (11/17/13)**
- 5 -- Drake (12/7/13)**
- 5 – Boise St (12/22/11)
- 5 -- UTEP (11/29/13)**
- 6 – Illinois (3/8/12)
4. 7 -- Michigan (1/6/13)
- 7 -- Wisconsin (1/19/13)
- 7 -- Northwestern (3/14/13)

INDIVIDUAL

Most Points:

1. 33 – Matt Gatens vs Wisconsin (2/23/12)
2. 31 – Roy Devyn Marble vs Oregon (3/18/12)
3. 30 – Matt Gatens vs Indiana (2/19/12)
- 30 -- Roy Devyn Marble vs. UNI (12/15/12)
- 30 -- Roy Devyn Marble vs. Xavier (11/28/13)**
5. 28 -- Roy Devyn Marble vs. Stony Brook (3/22/13)

Field Goals Made

1. 12 – Matt Gatens vs Wisconsin (2/23/12)
2. 10 – Devyn Marble vs Oregon (3/18/12)
- 10 – Aaron White vs Dayton (3/13/12)
- 10 – Matt Gatens vs Indiana (2/19/12)
- 10 -- Roy Devyn Marble vs. Xavier (11/28/13)**

Field Goals Attempted

1. **23 -- Roy Devyn Marble vs. Xavier (11/28/13)**
- 23 -- Roy Devyn Marble vs. Villanova (11/30/13)**
3. 21 – Matt Gatens vs Minnesota (1/16/11)
4. 19 – Bryce Cartwright vs La Tech (12/21/10)
5. 18 – Matt Gatens vs Wisconsin (2/23/12)
- 18 – Matt Gatens vs Indiana (2/19/12)
- 18 -- Roy Devyn Marble vs. Stony Brook (3/22/13)

3-Point FG Made

1. 7 – Devyn Marble vs Oregon (3/18/12)
- 7 – Matt Gatens vs Wisconsin (2/23/12)
- 7 – Matt Gatens vs Indiana (2/19/12)
4. 6 -- Roy Devyn Marble vs. SCSU (12/19/12)

Free Throws Made

1. 14 -- Roy Devyn Marble vs. UNI (12/15/12)
2. 13 -- Aaron White vs. Wisconsin (1/19/13)
3. 12 -- Roy Devyn Marble vs. Indiana (12/31/12)
4. **11 -- Roy Devyn Marble vs. Omaha (11/10/13)**
- 11 – Matt Gatens vs Indiana (1/23/11)
- 11 -- Aaron White vs. Wichita St (11/21/12)
- 11 -- Aaron White vs. Purdue (2/27/13)

3-Point Field Goals Attempted

1. 11 – Matt Gatens vs Minnesota (2/13/11)
2. 10 – Matt Gatens vs Penn St (2/4/12)
- 10 -- Roy Devyn Marble at Iowa St (12/9/11)
- 10 -- Roy Devyn Marble vs. Xavier (11/28/13)**

Most Rebounds:

1. **15 -- Aaron White vs. Omaha (11/10/13)**
- 15 -- Jarryd Cole vs. UNI (12/7/10)
3. 14 -- Melsahn Basabe vs Iowa St (12/10/10)
4. 13 -- Melsahn Basabe vs Indiana (2/5/10)
- 13 -- Melsahn Basabe vs Minnesota (1/16/11)
- 13 -- Melsahn Basabe vs Ohio St (1/4/11)
- 13 -- Aaron White at Nebraska (2/23/13)
- 13 -- Melsahn Basabe vs. Nebraska (3/9/13)
- 13 -- Aaron White vs. Indiana State (3/20/13)

Most Assists

1. 11 -- Bryce Cartwright vs Dayton (3/13/12)
2. 10 -- Bryce Cartwright at Oregon (3/18/12)
- 10 -- Bryce Cartwright vs Mich St (2/2/11)
4. 9 -- Bryce Cartwright (four times)
- 9 -- Anthony Clemmons (12/22/12)

Most Steals

1. 7 -- Eric May vs SIUE (11/26/10)
2. **6 -- Roy Devyn Marble vs. Penn (11/22/13)**
- 6 -- Eric May at Wake Forest (11/30/10)
4. 5 -- Jarryd Cole at Mich St (3/2/11)
- 5 -- Matt Gatens vs Idaho St (12/4/10)

Most Blocks

1. 7 -- Melsahn Basabe vs. Iowa St (12/10/10)
- 7 -- Gabriel Olaseni vs. Illinois (3/5/13)
3. 6 -- Melsahn Basabe vs Ohio St (1/4/11)
4. 5 -- Melsahn Basabe vs Indiana (2/19/12)
- 5 -- Melsahn Basabe vs Northwestern (3/14/13)
- 5 -- Gabriel Olaseni vs. UNC Wilmington (11/8/13)**

Game 1 - Iowa 82, UNC Wilmington 39

Official Basketball Box Score -- Game Totals -- Final Statistics
UNC Wilmington vs Iowa
 11/08/13 8:30 p.m. at Carver-Hawkeye Arena - Iowa City, IA

UNC Wilmington 39 • 0-1

#	Player	Total			3-Ptr			Rebounds			PF	TP	A	TO	Blk	Stl	Min
		FG-FGA	FG-FGA	FT-FTA	FG-FGA	FG-FGA	FT-FTA	Off	Def	Tot							
20	Sherwood, Dylan	f	0-4	0-2	0-0	2	4	6	1	0	0	0	0	0	0	13	
40	Williams, Cedrick	f	6-8	1-1	2-2	4	5	9	4	15	1	1	1	1	1	28	
01	Dixon, Chris	g	0-9	0-4	2-2	0	3	3	2	4	5	0	1	2	3	23	
05	Eblen, Ben	g	2-5	0-0	0-0	0	3	3	2	4	0	3	0	2	2	27	
10	Jackson, Freddie	g	1-10	0-3	0-0	2	0	2	2	0	0	0	0	0	0	22	
00	Ponder, Craig	g	0-6	0-2	0-0	0	1	1	1	0	0	0	0	0	0	14	
12	Milson, Tanner	g	0-3	0-3	0-0	0	1	1	1	0	1	1	0	0	0	16	
15	Hager, Luke	g	0-7	0-3	0-0	2	2	4	1	0	0	2	0	0	0	18	
24	Spruill, Addison	g	4-12	1-4	1-4	0	1	1	1	10	0	0	0	1	1	17	
33	Reybold, Shane	g	2-4	0-0	0-0	3	2	5	5	4	0	1	0	1	0	20	
34	Graham, Marcus	g	1-4	0-1	0-0	2	0	2	0	2	0	0	0	0	0	2	
Team						4	2	6									
Totals			16-72	2-23	5-10	19	24	43	20	39	6	14	1	6	200		

FG % 1st Half: 5-26 19.2% 2nd half: 11-46 23.9% Game: 16-72 22.2%
 3FG % 1st Half: 1-8 12.5% 2nd half: 1-15 6.7% Game: 2-23 8.7%
 FT % 1st Half: 1-2 50.0% 2nd half: 4-8 50.0% Game: 5-10 50.0%

Iowa 82 • 1-0

#	Player	Total			3-Ptr			Rebounds			PF	TP	A	TO	Blk	Stl	Min
		FG-FGA	FG-FGA	FT-FTA	FG-FGA	FG-FGA	FT-FTA	Off	Def	Tot							
01	Basabe, Melsahn	f	4-6	0-0	0-0	1	5	6	1	8	0	0	1	0	0	13	
30	White, Aaron	f	4-6	0-0	2-2	0	6	6	0	10	2	2	0	1	1	19	
34	Woodbury, Adam	c	2-6	0-0	0-1	1	4	5	4	4	1	0	1	0	0	13	
04	Marble, Roy Devyn	g	3-5	1-3	1-2	1	1	2	0	8	5	2	0	3	0	20	
10	Gesell, Mike	g	1-3	0-1	1-2	0	0	0	0	3	3	0	0	2	1	15	
00	Olaseni, Gabriel	g	1-8	0-0	6-8	3	4	7	1	8	0	0	5	0	0	17	
03	Jok, Peter	g	5-13	1-5	0-0	2	3	5	0	11	1	1	0	0	0	20	
05	Clemmons, Anthony	g	2-3	0-0	2-4	0	3	3	0	6	5	1	1	1	1	20	
13	Denning, Kyle	g	1-1	1-1	0-0	0	1	1	0	3	0	0	0	0	0	6	
15	McCabe, Zach	g	2-5	0-1	1-2	3	4	7	0	5	1	1	0	0	0	19	
20	Uthoff, Jarrod	g	5-8	1-1	3-3	1	6	7	1	14	0	0	4	0	0	19	
23	Ukah, Okey	g	0-0	0-0	0-0	0	1	1	0	0	0	0	0	0	0	4	
35	Stokes, Darius	g	0-1	0-0	0-0	0	0	0	0	3	0	1	0	0	0	9	
42	Meyer, Kyle	g	1-2	0-0	0-0	1	2	3	0	2	1	2	0	0	0	6	
Team						3	0	3									
Totals			31-67	4-12	16-24	16	40	56	10	82	19	10	12	7	200		

FG % 1st Half: 17-33 51.5% 2nd half: 14-34 41.2% Game: 31-67 46.3%
 3FG % 1st Half: 2-6 33.3% 2nd half: 2-6 33.3% Game: 4-12 33.3%
 FT % 1st Half: 12-17 70.6% 2nd half: 4-7 57.1% Game: 16-24 66.7%

Officials: Gene Statore, Paul Szcel, Rod Mrakovich
 Technical fouls: UNC Wilmington-None. Iowa-None.
 Attendance: 15293
 2013-14 Season Opener
 Fouled Out - UNC Wilmington: Reybold (07:11)

Score by periods	1st	2nd	Total
UNC Wilmington	12	27	39
Iowa	48	34	82

Points	In	Off	2nd	Fast	Bench
UNCW	16	7	10	2	16
IOWA	42	16	14	12	49

Game 2 - Iowa 85, Nebraska-Omaha 75

Official Basketball Box Score -- Game Totals -- Final Statistics
Nebraska-Omaha vs Iowa
 11/10/13 3:55 p.m. at Carver-Hawkeye Arena - Iowa City, IA

Nebraska-Omaha 75 • 1-1

#	Player	Total			3-Ptr			Rebounds			PF	TP	A	TO	Blk	Stl	Min
		FG-FGA	FG-FGA	FT-FTA	FG-FGA	FG-FGA	FT-FTA	Off	Def	Tot							
05	Mike Rostampour	f	0-2	0-0	3-4	1	2	3	4	3	0	2	1	1	1	19	
44	John Karhoff	c	5-10	1-1	0-0	3	2	5	5	11	2	0	0	1	1	24	
03	Devin Patterson	g	4-11	1-4	4-6	1	3	4	3	13	3	4	0	4	0	30	
10	CJ Carter	g	8-21	4-14	2-2	3	1	4	3	22	1	4	0	3	3	35	
21	Justin Simmons	g	5-13	1-5	0-0	0	1	1	3	11	3	1	1	0	0	27	
01	Jalen Bradley	g	0-1	0-1	0-0	0	1	1	1	0	2	0	0	0	0	1	
12	Caleb Steffensmeier	g	0-1	0-1	0-0	0	0	0	0	2	0	2	0	0	0	12	
23	Marcus Tyus	g	2-7	1-2	0-0	1	0	1	4	5	0	0	0	0	0	15	
40	Simon Krych	g	4-5	0-0	0-0	2	1	3	1	8	0	1	0	0	0	10	
42	Matt Hagerbaumer	g	0-0	0-0	2-2	4	7	11	4	2	3	1	0	1	0	27	
Team						2	2	4									
Totals			28-71	8-28	11-16	17	20	37	30	75	14	16	2	11	200		

FG % 1st Half: 16-36 44.4% 2nd half: 12-35 34.3% Game: 28-71 39.4%
 3FG % 1st Half: 5-14 35.7% 2nd half: 3-14 21.4% Game: 8-28 28.6%
 FT % 1st Half: 6-6 100.0% 2nd half: 5-10 50.0% Game: 11-16 68.8%

Iowa 83 • 2-0

#	Player	Total			3-Ptr			Rebounds			PF	TP	A	TO	Blk	Stl	Min
		FG-FGA	FG-FGA	FT-FTA	FG-FGA	FG-FGA	FT-FTA	Off	Def	Tot							
01	Basabe, Melsahn	f	2-5	0-0	3-4	2	7	9	3	7	1	0	2	1	1	19	
30	White, Aaron	f	5-10	0-2	10-12	4	11	15	2	20	2	4	0	1	1	33	
34	Woodbury, Adam	c	2-4	0-0	1-2	2	1	3	1	5	1	3	1	0	0	11	
04	Marble, Roy Devyn	g	2-13	0-5	11-14	1	4	5	2	15	4	1	0	2	3	33	
10	Gesell, Mike	g	0-0	0-0	1-2	0	1	1	0	1	1	2	0	0	0	14	
00	Olaseni, Gabriel	g	0-1	0-0	0-0	1	0	1	0	2	0	1	1	1	1	13	
03	Jok, Peter	g	1-6	1-3	0-0	0	0	0	1	3	1	0	0	0	0	9	
05	Clemmons, Anthony	g	4-5	1-2	2-3	1	1	2	0	11	1	3	2	1	1	25	
15	McCabe, Zach	g	3-6	1-1	5-6	2	1	3	3	12	0	2	0	1	0	20	
20	Uthoff, Jarrod	g	2-6	0-1	5-6	4	3	7	1	9	1	2	1	0	0	23	
Team						3	0	3									
Totals			21-56	3-14	38-49	20	29	49	15	83	12	18	7	7	200		

FG % 1st Half: 10-29 34.5% 2nd half: 11-27 40.7% Game: 21-56 37.5%
 3FG % 1st Half: 1-8 12.5% 2nd half: 2-6 33.3% Game: 3-14 21.4%
 FT % 1st Half: 15-18 83.3% 2nd half: 23-31 74.2% Game: 38-49 77.6%

Officials: Lamont Simpson, Larry Scrotto, Bill Ek
 Technical fouls: Nebraska-Omaha-None. Iowa-None.
 Attendance: 14271
 Fouled Out: Nebraska-Omaha - Karhoff (04:57)

Score by periods	1st	2nd	Total
Nebraska-Omaha	43	32	75
Iowa	36	47	83

Points	In	Off	2nd	Fast	Bench
NO	26	23	19	4	15
IOWA	30	17	13	4	35

Game 3 - Iowa 109, Md. Eastern Shore 63

Official Basketball Box Score -- Game Totals -- Final Statistics
Md. Eastern Shore vs Iowa
 11/14/13 6 p.m. at Carver-Hawkeye Arena - Iowa City, IA

Md. Eastern Shore 63 • 1-2

#	Player	Total			3-Ptr			Rebounds			PF	TP	A	TO	Blk	Stl	Min
		FG-FGA	FG-FGA	FT-FTA	FG-FGA	FG-FGA	FT-FTA	Off	Def	Tot							
01	Johnson, Iman	f	2-4	0-0	0-2	2	4	6	5	4	0	1	0	1	0	24	
54	Ezeiru, Francis	c	3-6	0-0	2-2	2	7	9	3	8	0	1	1	0	0	26	
00	Baxter, Hakeem	g	2-10	0-3	2-2	1	0	1	5	6	0	1	0	1	0	28	
13	Smith, Isaac	g	6-24	1-8	6-8	1	2	3	0	19	1	5	0	2	2	27	
23	Snyder, Troy	g	3-7	1-4	0-0	1	2	3	1	7	0	4	0	0	0	31	
02	Pitt, Ishaq	g	1-3	0-1	0-3	1	1	2	4	2	2	0	0	0	0	10	
05	Bell, Louis	g	2-7	0-3	1-1	0	1	1	4	5	3	1	0	1	1	17	
10	Trimm, Travis	g	0-0	0-0	0-0	0	2	2	0	2	1	0	1	1	7		
11	Walker, Devon	g	2-7	2-5	0-0	2	0	2	1	6	0	0	0	0	0	8	
12	Randall, Shane	g	3-6	0-0	0-0	1	1	2	2	6	1	1	0	2	2	21	
35	Choice, Macelo	g	0-1	0-1	0-0	0	0	0	0	0	0	0	0	0	0	1	
Team						5	1	6									
Totals			24-75	4-25	11-18	16	21	37	27	63	9	15	1	8	200		

FG % 1st Half: 9-36 25.0% 2nd half: 15-39 38.5% Game: 24-75 32.0%
 3FG % 1st Half: 1-11 9.1% 2nd half: 3-14 21.4% Game: 4-25 16.0%
 FT % 1st Half: 4-4 100.0% 2nd half: 7-14 50.0% Game: 11-18 61.1%

Iowa 109 • 3-0

#	Player	Total			3-Ptr			Rebounds			PF	TP	A	TO	Blk	Stl	Min
		FG-FGA	FG-FGA	FT-FTA	FG-FGA	FG-FGA	FT-FTA	Off	Def	Tot							
01	Basabe, Melsahn	f	2-3	0-0	8-12	2	5	7	0	12	0	0	0	0	0	20	
30	White, Aaron	f	9-10	0-1	4-5	0	3	3	0	22	2	2	0	1	1	17	
34	Woodbury, Adam	c	1-3	0-0	2-2	1	5	6	2	4	0	1	1	0	0	19	
04	Marble, Roy Devyn	g	3-8	1-4	3-4	1	1	2	0	10	5	0	0	4	1	18	
10	Gesell, Mike	g	3-5	2-3	0-0	0	1	1	4	8							

Game 5 - Iowa 86, Penn 55

Official Basketball Box Score -- Game Totals -- Final Statistics
Penn vs Iowa
 11/22/13 6 p.m. at Carver-Hawkeye Arena - Iowa City, IA

Penn 55 • 1-3

#	Player	Total		3-Ptr		Rebounds			PF	TP	A	TO	Blk	Stl	Min
		FG	FGA	FG	FGA	Off	Def	Tot							
03	Brooks, Henry	f	3-5	0-0	0-0	1	3	4	3	6	0	6	1	0	21
02	Dougherty, Fran	f	4-6	0-0	0-0	0	3	3	4	18	2	1	0	2	29
10	Nelson-Henry, Darien	c	6-9	0-0	1-3	4	2	6	4	13	1	1	2	0	19
00	Cartwright, Miles	g	1-4	0-2	4-4	0	3	3	4	6	3	4	0	0	20
01	Hicks, Tony	g	3-10	1-6	3-4	1	3	4	3	10	5	6	0	0	31
04	Lewis, Jamal	g	1-4	1-2	0-0	0	0	0	0	3	1	0	0	0	10
05	Harrell, Julian	g	2-5	1-2	0-0	1	1	2	4	5	2	2	1	0	14
13	Jones, Dylan	g	0-0	0-0	1-2	0	1	1	1	1	0	1	0	0	7
15	Crocker, Camryn	g	1-2	0-1	1-1	0	0	0	3	3	0	1	0	0	12
20	Jok, Dau	g	0-6	0-6	0-0	1	1	2	0	0	0	1	0	0	15
21	Gunter, Cameron	g	0-1	0-0	0-2	1	1	2	1	0	0	0	0	0	5
22	Rennard, Steve	g	0-3	0-2	0-0	0	3	3	1	0	0	1	0	0	9
24	Howard, Matt	g	0-0	0-0	0-0	0	1	1	0	0	0	0	0	0	3
30	Lucas-Perry, Patrick	g	0-1	0-1	0-0	0	0	0	1	0	0	1	0	0	3
32	Troutt, Preston	g	0-2	0-1	0-0	1	0	1	0	0	0	0	0	0	2
	Team					5	4	9							
	Totals		21-58	3-23	10-16	15	26	41	29	55	15	25	4	2	200

FG % 1st Half: 11-25 44.0% 2nd half: 10-33 30.3% Game: 21-58 36.2%
 3FG % 1st Half: 2-8 25.0% 2nd half: 1-15 6.7% Game: 3-23 13.0%
 FT % 1st Half: 3-6 50.0% 2nd half: 7-10 70.0% Game: 10-16 62.5%

Iowa 86 • 5-0

#	Player	Total		3-Ptr		Rebounds			PF	TP	A	TO	Blk	Stl	Min
		FG	FGA	FG	FGA	Off	Def	Tot							
01	Basabe, Melsahn	f	1-5	0-0	3-4	3	3	6	1	5	0	0	0	1	19
30	White, Aaron	f	2-6	0-0	3-5	2	5	7	0	7	0	0	0	1	22
34	Woodbury, Adam	c	2-9	0-0	2-3	5	3	8	3	6	1	0	0	0	20
04	Marble, Roy Devyn	g	4-13	1-5	4-7	1	1	2	1	13	3	2	1	6	26
10	Gesell, Mike	g	4-10	2-6	0-0	0	0	0	2	10	2	0	0	2	21
00	Olaseni, Gabriel	g	3-6	0-0	2-3	3	3	6	3	8	0	3	3	1	16
03	Jok, Peter	g	2-4	1-2	3-4	0	1	1	2	8	0	0	0	0	14
05	Clemmons, Anthony	g	1-3	1-2	4-6	0	0	0	1	3	2	0	0	1	17
13	Denning, Kyle	g	1-1	0-0	0-0	0	1	1	0	2	0	0	0	0	5
15	McCabe, Zach	g	0-2	0-1	1-2	0	2	2	3	1	0	1	0	1	8
20	Uthoff, Jarrod	g	6-7	1-1	6-6	1	3	4	0	19	2	2	1	1	21
23	Ukah, Okey	g	0-0	0-0	0-0	0	0	0	0	0	0	0	0	0	3
35	Stokes, Darius	g	0-1	0-0	0-0	1	1	1	0	0	0	0	0	0	3
42	Meyer, Kyle	g	0-2	0-1	0-0	1	2	3	0	0	0	0	0	0	5
	Team					1	1	2							
	Totals		26-66	6-18	28-40	18	26	44	17	86	11	10	5	14	200

FG % 1st Half: 16-38 42.1% 2nd half: 10-28 35.7% Game: 26-66 39.4%
 3FG % 1st Half: 2-8 25.0% 2nd half: 4-10 40.0% Game: 6-18 33.3%
 FT % 1st Half: 14-20 70.0% 2nd half: 14-20 70.0% Game: 28-40 70.0%

Officials: Lary Scrotto, Glenn Mayborg, Paul Szelc
 Technical fouls: Penn-None. Iowa-None.
 Attendance: 15400

Score by periods	1st	2nd	Total
Penn	27	28	55
Iowa	48	38	86

Last FG - PENN 2nd-00:14, IOWA 2nd-02:42.
 Largest lead - PENN by 4 1st-19:08, IOWA by 34 2nd-02:42.

	In	Off	2nd	Fast	Bench
Points	Paint	T/O	Chance	Break	
PENN	30	10	14	0	12
IOWA	30	13	8	45	

Score tied - 0 times.
 Lead changed - 7 times.

Game 6 - Iowa 77, Xavier 74 (OT)

Official Basketball Box Score -- Game Totals -- Final Statistics
Iowa vs Xavier
 11/28/13 7 p.m. at Atlantis, Paradise Island, Bahamas

Iowa 77 • 6-0

#	Player	Total		3-Ptr		Rebounds			PF	TP	A	TO	Blk	Stl	Min
		FG	FGA	FG	FGA	Off	Def	Tot							
01	Basabe, Melsahn	f	2-5	0-0	0-2	2	2	4	0	4	0	1	1	0	18
30	White, Aaron	f	3-7	0-2	4-5	2	4	6	0	10	3	3	2	0	34
34	Woodbury, Adam	c	1-2	0-0	0-0	1	0	1	5	2	1	2	0	0	11
04	Marble, Roy Devyn	g	10-23	4-10	6-11	4	2	6	2	30	2	2	0	3	32
10	Gesell, Mike	g	3-11	1-3	0-0	0	2	2	3	7	2	0	0	0	27
00	Olaseni, Gabriel	g	1-5	0-0	8-9	7	4	11	4	10	1	0	4	0	29
03	Jok, Peter	g	0-2	0-2	0-0	0	1	1	0	0	0	1	0	0	9
05	Clemmons, Anthony	g	0-1	0-0	3-5	0	3	3	2	3	7	2	0	1	29
15	McCabe, Zach	g	4-9	1-4	2-2	2	1	3	5	11	0	0	0	1	19
20	Uthoff, Jarrod	g	0-3	0-2	0-0	0	4	4	1	0	1	1	0	1	17
	Team					2	2	4	1						
	Totals		24-68	6-23	23-34	20	25	45	23	77	17	12	8	6	225

FG % 1st Half: 12-29 41.4% 2nd half: 10-33 30.3% OT: 2-6 33.3% Game: 24-68 35.3%
 3FG % 1st Half: 3-9 33.3% 2nd half: 3-14 21.4% OT: 0-0 0.0% Game: 6-23 26.1%
 FT % 1st Half: 3-8 37.5% 2nd half: 16-20 80.0% OT: 4-6 66.7% Game: 23-34 67.6%

Xavier 74 • 5-1

#	Player	Total		3-Ptr		Rebounds			PF	TP	A	TO	Blk	Stl	Min
		FG	FGA	FG	FGA	Off	Def	Tot							
20	MARTIN, Justin	f	5-11	1-4	4-5	1	4	5	4	15	3	1	0	1	35
31	PHILMORE, Isaiah	f	3-7	0-0	2-3	2	4	6	5	8	0	0	0	1	23
40	STAINBROOK, Matt	c	5-8	0-0	1-1	4	2	6	5	11	3	1	2	0	25
00	CHRISTON, Semaj	g	5-10	1-1	3-7	2	2	4	0	14	2	3	0	1	28
11	DAVIS, Dee	g	1-5	1-3	3-4	1	3	4	4	6	2	5	0	1	32
02	REYNOLDS, Jalen	g	2-2	0-0	0-2	4	1	5	2	4	0	1	2	0	22
02	FARR, James	g	1-5	1-4	1-2	2	8	10	4	4	1	1	2	0	17
03	RANDOLPH, Brandon	g	0-5	0-3	0-0	0	1	1	2	0	1	1	0	0	18
15	DAVIS, Myles	g	3-11	2-9	4-4	0	1	1	1	12	0	3	0	0	25
	Team					3	4	7							
	Totals		25-64	6-24	18-28	19	30	49	27	74	12	19	6	4	225

FG % 1st Half: 16-33 48.5% 2nd half: 8-22 36.4% OT: 1-9 11.1% Game: 25-64 39.1%
 3FG % 1st Half: 4-10 40.0% 2nd half: 2-7 28.6% OT: 0-7 0.0% Game: 6-24 25.0%
 FT % 1st Half: 1-6 16.7% 2nd half: 14-16 87.5% OT: 3-6 50.0% Game: 18-28 64.3%

Officials: Jamie Luckis, Tony Green, Rick Randall
 Technical fouls: Iowa-TEAM. Xavier-None.
 Attendance: 2258
 Battle 4 Atlantis - Game 3
 Imperial Arena at Atlantis

Score by periods	1st	2nd	OT	Total
Iowa	30	39	8	77
Xavier	37	32	5	74

Last FG - IOWA OT-01:34, XU OT-02:21.
 Largest lead - IOWA by 4 OT-01:34, XU by 15 2nd-15:56.

Score tied - 3 times.
 Lead changed - 1 time.

Game 7 - Iowa 89, UTEP 53

Official Basketball Box Score -- Game Totals -- Final Statistics
Iowa vs UTEP
 11/29/13 7 p.m. at Atlantis, Paradise Island, Bahamas

Iowa 89 • 7-0

#	Player	Total		3-Ptr		Rebounds			PF	TP	A	TO	Blk	Stl	Min
		FG	FGA	FG	FGA	Off	Def	Tot							
01	Basabe, Melsahn	f	5-8	0-0	0-0	0	7	7	0	10	0	1	0	1	19
30	White, Aaron	f	5-6	0-0	7-7	1	3	4	0	17	1	0	0	1	19
34	Woodbury, Adam	c	1-4	0-0	0-0	1	1	2	4	2	0	0	0	0	14
04	Marble, Roy Devyn	g	2-6	0-1	3-4	2	1	3	1	7	6	0	0	0	21
10	Gesell, Mike	g	2-5	1-2	0-0	0	3	3	1	5	7	1	0	1	24
00	Olaseni, Gabriel	g	1-4	0-0	2-2	4	4	8	2	4	1	1	0	0	15
03	Jok, Peter	g	4-9	2-4	4-5	0	0	0	3	14	1	1	0	0	17
05	Clemmons, Anthony	g	2-2	1-1	1-2	0	4	4	1	6	4	0	0	1	15
13	Denning, Kyle	g	0-0	0-0	0-0	0	0	0	0	0	0	0	0	0	3
15	McCabe, Zach	g	5-8	3-5	1-2	2	0	2	1	14	2	0	0	0	14
20	Uthoff, Jarrod	g	3-5	2-2	0-0	2	8	10	3	8	0	2	2	0	25
23	Ukah, Okey	g	1-1	0-0	0-0	0	0	0	0	2	0	0	0	0	3

Game 9 - Iowa 98, Notre Dame 93

Official Basketball Box Score -- Game Totals -- Final Statistics
Notre Dame vs Iowa
 12/03/13 8:15 p.m. at Carver-Hawkeye Arena - Iowa City, IA

Notre Dame 93 • 5-2

#	Player	Total		3-Ptr		Rebounds			PF	TP	A	TO	Blk	Stl	Min
		FG	FGA	FG	FGA	FT	FTA	Off							
24	Pat Connaughton	f	4-12	2-7	2-2	0	3	3	4	12	4	1	2	2	32
11	Garrick Sherman	c	12-18	0-0	5-5	4	5	9	4	29	0	1	0	0	32
00	Eric Atkins	g	8-16	4-5	3-5	3	1	4	4	23	3	1	0	1	36
22	Jerian Grant	g	5-12	0-2	3-3	2	2	4	4	13	10	3	0	3	39
23	Demetrius Jackson	g	3-4	2-3	1-2	1	1	2	1	9	1	1	0	0	33
20	Austin Burgett	g	1-2	0-0	1-2	0	1	1	3	3	2	0	0	1	15
30	Zach Auguste	g	2-4	0-0	0-0	0	1	1	2	4	0	0	0	0	13
Team						1	1	2							
Totals			35-68	8-17	15-19	11	15	26	22	93	20	7	2	7	200

FG % 1st Half: 16-33 48.5% 2nd half: 19-35 54.3% Game: 35-68 51.5% Deadball Rebounds 2
 3FG % 1st Half: 3-4 75.0% 2nd half: 5-13 38.5% Game: 8-17 47.1%
 FT % 1st Half: 8-9 88.9% 2nd half: 7-10 70.0% Game: 15-19 78.9%

Iowa 98 • 8-1

#	Player	Total		3-Ptr		Rebounds			PF	TP	A	TO	Blk	Stl	Min
		FG	FGA	FG	FGA	FT	FTA	Off							
01	Basabe, Melsahn	f	3-4	0-0	0-0	0	1	1	1	6	0	1	1	0	12
30	White, Aaron	f	7-9	0-0	6-6	3	4	7	1	20	7	2	1	0	36
34	Woodbury, Adam	c	2-3	0-0	2-2	1	2	3	1	6	3	3	0	0	15
04	Marble, Roy Devyn	g	7-14	2-5	1-2	0	3	3	0	17	2	1	1	1	36
10	Gesell, Mike	g	3-6	2-3	2-2	1	4	5	2	10	2	2	0	2	22
00	Olaseni, Gabriel	g	3-5	0-0	3-4	3	2	5	3	9	2	1	1	0	11
03	Jok, Peter	g	1-3	1-2	0-0	0	0	0	1	3	0	0	0	0	3
05	Clemmons, Anthony	g	0-3	0-1	0-0	1	1	2	1	0	2	1	0	0	19
15	McCabe, Zach	g	3-5	1-1	3-3	1	2	3	4	10	1	0	0	0	22
20	Uthoff, Jarrod	g	4-6	1-1	8-10	1	5	6	1	17	1	1	1	0	24
Team						1	0	1							
Totals			33-58	7-13	25-29	12	24	36	15	98	20	12	5	3	200

FG % 1st Half: 19-33 57.6% 2nd half: 14-25 56.0% Game: 33-58 56.9% Deadball Rebounds 2
 3FG % 1st Half: 3-7 42.9% 2nd half: 4-6 66.7% Game: 7-13 53.8%
 FT % 1st Half: 11-12 91.7% 2nd half: 14-17 82.4% Game: 25-29 86.2%

Officials: Mike Kitts, Bo Boroski, Steve McLunkins
 Technical fouls: Notre Dame-None. Iowa-None.
 Attendance: 15400
 Big Ten/ACC Challenge

Score by periods	1st	2nd	Total
Notre Dame	43	50	93
Iowa	52	46	98

	In	Off	2nd	Fast	Bench
Points	Paint	T/O	Chance	Break	
ND	50	20	15	12	7
IOWA	38	4	12	9	39

Last FG - ND 2nd-00:02, IOWA 2nd-00:20.
 Largest lead - ND by 5 1st-16:41, IOWA by 11 1st-00:56.

Score tied - 7 times.
 Lead changed - 6 times.

Game 10 - Iowa 83, Drake 66

Official Basketball Box Score -- Game Totals -- Final Statistics
Iowa vs Drake
 12/07/13 7:37 p.m. at Des Moines, Iowa (Wells Fargo Arena)

Iowa 83 • 9-1

#	Player	Total		3-Ptr		Rebounds			PF	TP	A	TO	Blk	Stl	Min
		FG	FGA	FG	FGA	FT	FTA	Off							
01	Basabe, Melsahn	f	7-10	0-0	1-2	2	6	8	2	15	0	1	1	0	22
30	White, Aaron	f	3-5	0-1	1-2	2	0	2	2	7	2	1	1	0	22
34	Woodbury, Adam	c	2-5	0-0	2-4	3	3	6	2	6	1	0	0	1	18
04	Marble, Roy Devyn	g	5-11	0-3	4-6	0	6	6	1	14	3	0	0	2	29
10	Gesell, Mike	g	1-4	0-1	0-0	0	3	3	3	2	2	1	0	0	16
00	Olaseni, Gabriel	g	0-2	0-0	3-4	1	1	2	2	3	0	1	2	1	17
03	Jok, Peter	g	5-12	1-5	3-4	3	4	7	1	14	1	0	0	1	20
05	Clemmons, Anthony	g	0-1	0-1	2-2	0	0	0	0	2	2	1	0	0	14
13	Denning, Kyle	g	0-0	0-0	0-0	0	0	0	0	0	0	0	0	0	1
15	McCabe, Zach	g	2-6	1-4	2-2	3	1	4	1	7	0	0	0	0	17
20	Uthoff, Jarrod	g	4-8	1-3	4-4	3	6	9	1	13	0	0	2	0	21
23	Ukah, Okey	g	0-0	0-0	0-0	0	0	0	0	0	0	0	0	0	1
35	Stokes, Darius	g	0-0	0-0	0-0	0	0	0	0	0	0	0	0	0	1
42	Meyer, Kyle	g	0-0	0-0	0-0	0	0	0	0	0	0	0	0	0	1
Team						0	0	0							
Totals			29-64	3-18	22-30	17	30	47	15	83	11	5	6	5	200

FG % 1st Half: 18-36 50.0% 2nd half: 11-28 39.3% Game: 29-64 45.3% Deadball Rebounds 3
 3FG % 1st Half: 1-8 12.5% 2nd half: 2-10 20.0% Game: 3-18 16.7%
 FT % 1st Half: 12-17 70.6% 2nd half: 10-13 76.9% Game: 22-30 73.3%

Drake 66 • 6-2

#	Player	Total		3-Ptr		Rebounds			PF	TP	A	TO	Blk	Stl	Min
		FG	FGA	FG	FGA	FT	FTA	Off							
25	Caird, Chris	f	7-11	5-8	2-2	0	5	5	3	21	1	1	0	0	36
31	Hawley, Aaron	f	3-11	1-6	0-0	0	0	0	3	7	1	0	0	0	27
45	VanDeest, Seth	c	1-2	0-0	2-2	2	3	5	2	4	1	0	1	1	19
02	Ricks, Gary	g	3-7	3-5	0-0	0	5	5	4	9	2	2	0	0	23
03	Carter, Richard	g	6-16	2-7	4-6	0	1	1	3	18	4	1	0	1	34
01	Madison, Karl	g	1-3	1-2	0-0	0	2	2	1	3	2	1	0	0	25
10	Berkeley, Trevor	g	0-1	0-1	0-0	0	0	0	2	0	1	2	0	1	11
11	Enevold, Jacob	g	1-4	0-0	0-0	1	4	5	3	2	1	0	0	0	15
23	McLaughlin, Mitch	g	0-0	0-0	0-0	0	0	0	0	0	0	0	0	0	0+
40	Ugbede, Daddy	g	1-3	0-0	0-0	0	2	2	0	2	0	1	0	0	10
Team						3	0	3							
Totals			23-58	12-29	8-10	6	22	28	21	66	13	9	1	3	200

FG % 1st Half: 14-29 48.3% 2nd half: 9-29 31.0% Game: 23-58 39.7% Deadball Rebounds 1,1
 3FG % 1st Half: 8-16 50.0% 2nd half: 4-13 30.8% Game: 12-29 41.4%
 FT % 1st Half: 4-5 80.0% 2nd half: 4-5 80.0% Game: 8-10 80.0%

Officials: Mike Sanzere, Kelly Pfeifer, Toby Martinez
 Technical fouls: Iowa-None. Drake-None.
 Attendance: 14512
 Game 2 of the 2013 Hy-Vee Big Four Classic

Score by periods	1st	2nd	Total
Iowa	49	34	83
Drake	40	26	66

	In	Off	2nd	Fast	Bench
Points	Paint	T/O	Chance	Break	
IOWA	42	13	29	8	39
DU	5	5	4	7	

Last FG - IOWA 2nd-03:06, DU 2nd-01:02.
 Largest lead - IOWA by 23 2nd-05:18, DU by 5 1st-07:59.

Score tied - 11 times.
 Lead changed - 7 times.

Game 11 - Iowa 92, Fairleigh Dickinson 59

Official Basketball Box Score -- Game Totals -- Final Statistics
Fairleigh Dickinson vs Iowa
 12/09/13 6 p.m. at Carver-Hawkeye Arena - Iowa City, IA

Fairleigh Dickinson 59 • 3-9

#	Player	Total		3-Ptr		Rebounds			PF	TP	A	TO	Blk	Stl	Min
		FG	FGA	FG	FGA	FT	FTA	Off							
25	Gillette, Scooter	f	1-3	0-0	2-2	0	2	2	1	4	0	1	3	0	8
35	Owona, Mike	f	1-2	0-0	0-0	2	2	4	5	2	0	0	1	0	12
03	MacDonald, Matt	g	2-5	2-5	0-0	2	3	5	0	6	0	1	0	2	37
23	Sanders Jr., Sidney	g	5-20	0-3	6-6	0	0	0	2	16	2	4	0	2	33
24	Jones, Mustafaa	g	1-8	1-4	0-0	0	1	1	3	3	1	0	0	1	23
02	Nix, Malachi	g	1-5	1-4	1-4	1	1	2	2	4	1	2	0	0	21
05	Dawson, Jayde	g	0-1	0-0	0-0	0	0	0	0	0	4	1	0	0	5
13	Kingsley, Scott	g	0-4	0-2	0-0	0	1	1	1	0	0	1	0	0	9
20	Harris, Xavier	g	2-4	0-0	1-2	3	1	4	3	5	2	0	1	0	13
11	Mann, Myles	g	0-2	0-0	0-0	1	2	3	3	0	0	0	0	0	8
22	Seilund, Mathias	g	8-11	3-4	0-0	0	5	5	2	19	1	0	3	2	31
Team						1	4	5							
Totals			21-65	7-22	10-14	10	22	32	22	59	11	10	8	7	200

FG % 1st Half: 10-30 33.3% 2nd half: 11-35 31.4% Game: 21-65 32.3% Deadball Rebounds 3
 3FG % 1st Half: 4-10 40.0% 2nd half: 3-12 25.0% Game: 7-22 31.8%
 FT % 1st Half: 2-4 50.0% 2nd half: 8-10 80.0% Game: 10-14 71.4%

Iowa 92 • 10-1

#	Player	Total		3-Ptr		Rebounds			PF	TP	A	TO	Blk	Stl	Min
		FG</													

IOWA HAWKEYE BASKETBALL
Iowa Combined Team Statistics (as of Dec 09, 2013)
All games

RECORD:	OVERALL	HOME	AWAY	NEUTRAL
ALL GAMES	10-1	7-0	0-0	3-1
CONFERENCE	0-0	0-0	0-0	0-0
NON-CONFERENCE	10-1	7-0	0-0	3-1

##	Player	gp-gs	min	avg	Total		3-Point		F-Throw		Rebounds				pf	dq	a	to	blk	stl	pts	avg							
					fg-fga	fg%	3fg-fga	3fg%	ft-fa	ft%	off	def	tot	avg															
04	Marble, Roy Devyn	11-11	292	26.5	56-138	.406	15-52	.288	45-68	.662	12	28	40	3.6	10	0	39	15	2	25	172	15.6							
30	White, Aaron	11-11	265	24.1	47-72	.653	1-7	.143	44-52	.846	16	46	62	5.6	12	1	27	22	5	9	139	12.6							
20	Uthoff, Jarrod	11-0	228	20.7	35-64	.547	7-13	.538	36-42	.857	19	58	77	7.0	14	0	10	10	17	3	113	10.3							
15	McCabe, Zach	11-0	187	17.0	34-70	.486	16-33	.485	21-27	.778	18	17	35	3.2	24	2	12	9	0	5	105	9.5							
03	Jok, Peter	11-0	165	15.0	30-75	.400	12-35	.343	20-24	.833	5	14	19	1.7	12	0	13	6	2	5	92	8.4							
01	Basabe, Melsahn	11-11	196	17.8	34-63	.540	0-0	.000	17-28	.607	18	51	69	6.3	14	0	2	8	9	5	85	7.7							
00	Olaseni, Gabriel	11-0	184	16.7	24-58	.414	0-0	.000	30-41	.732	32	31	63	5.7	21	0	5	8	23	3	78	7.1							
10	Gesell, Mike	11-11	227	20.6	23-62	.371	11-27	.407	8-10	.800	2	18	20	1.8	21	1	37	8	1	13	65	5.9							
34	Woodbury, Adam	11-11	173	15.7	23-48	.479	0-0	.000	13-19	.684	18	23	41	3.7	29	1	11	10	4	2	59	5.4							
05	Clemmons, Anthony	11-0	204	18.5	16-28	.571	4-9	.444	18-26	.692	3	21	24	2.2	14	0	35	12	3	7	54	4.9							
13	Denning, Kyle	7-0	36	5.1	5-10	.500	2-7	.286	0-0	.000	0	3	3	0.4	1	0	3	0	0	1	12	1.7							
42	Meyer, Kyle	7-0	41	5.9	2-8	.250	1-4	.250	1-2	.500	4	11	15	2.1	3	0	4	4	0	1	6	0.9							
23	Ukah, Okey	7-0	23	3.3	1-4	.250	0-0	.000	1-2	.500	1	4	5	0.7	0	0	0	1	1	0	3	0.4							
35	Stokes, Darius	6-0	29	4.8	1-6	.167	0-0	.000	0-0	.000	1	2	3	0.5	5	0	0	1	0	0	2	0.3							
Team											18	12	30					1											
Total.....		11	2250	331-706		.469	69-187	.369	254-341	.745	167	339	506	46.0	181	5	198	114	67	79	985	89.5							
Opponents.....		11	2250	252-700		.360	72-274	.263	130-194	.670	145	250	395	35.9	255	9	131	161	34	60	706	64.2							

TEAM STATISTICS	IOWA	OPP	Date	Opponent	Score	Att.	
SCORING	985	706	11/08/13	UNC WILMINGTON	w 82-39	15293	
Points per game	89.5	64.2	11/10/13	NEBRASKA-OMAHA	w 83-75	14271	
Scoring margin	+25.4	-	11/14/13	MD. EASTERN SHORE	w 109-63	13374	
FIELD GOALS-ATT	331-706	252-700	11/17/13	ABILENE CHRISTIAN	w 103-41	14733	
Field goal pct	.469	.360	11/22/13	PENN	w 86-55	15400	
3 POINT FG-ATT	69-187	72-274	^ 11/28/13	vs Xavier	Wot 77-74	2258	
3-point FG pct	.369	.263	^ 11/29/13	vs UTEP	w 89-53	2664	
3-pt FG made per game	6.3	6.5	^ 11/30/13	vs Villanova	Lot 83-88	2593	
FREE THROWS-ATT	254-341	130-194	12/03/13	NOTRE DAME	w 98-93	15400	
Free throw pct	.745	.670	# 12/07/13	vs Drake	w 83-66	14512	
F-Throws made per game	23.1	11.8	12/09/13	FAIRLEIGH DICKINSON	w 92-59	13501	
REBOUNDS	506	395					
Rebounds per game	46.0	35.9					
Rebounding margin	+10.1	-					
ASSISTS	198	131					
Assists per game	18.0	11.9					
TURNOVERS	114	161					
Turnovers per game	10.4	14.6					
Turnover margin	+4.3	-					
Assist/turnover ratio	1.7	0.8					
STEALS	79	60					
Steals per game	7.2	5.5					
BLOCKS	67	34					
Blocks per game	6.1	3.1					
ATTENDANCE	101972	22027					
Home games-Avg/Game	7-14567	0-0					
Neutral site-Avg/Game	-	4-5507					

* = Conference game
^ = Battle 4 Atlantis, Paradise Island, Bahamas
= Big Four Classic, Des Moines, Iowa

Score by Periods	1st	2nd	OT	Totals
Iowa	501	465	19	985
Opponents	328	357	21	706