

CARVER-HAWKEYE ARENA

GAME SPONSOR

ATHLETICO
PHYSICAL THERAPY

WOMEN'S BASKETBALL MEDIA GUIDE

IOWATM

2019-20

BIG

HAWKEYES

3



Abby Stamp

ASSISTANT COACH

// 11TH SEASON AT IOWA
// RECRUITING ASSISTANT
// WORKS WITH PERIMETER PLAYERS

Jan Jensen

ASSOCIATE HEAD COACH

// 20TH SEASON AT IOWA
// RECRUITING COORDINATOR
// WORKS WITH POST PLAYERS

Raina Harmon

ASSISTANT COACH

// 3RD SEASON AT IOWA
// RECRUITING ASSISTANT
// WORKS WITH PERIMETER PLAYERS



Lisa Bluder

HEAD COACH

// 20TH SEASON AT IOWA, 36TH SEASON OVERALL

// ALL-TIME WINNINGEST COACH IN PROGRAM HISTORY, 16TH IN NCAA WOMEN'S BASKETBALL

// 1-OF-10 ACTIVE DIVISION I HEAD COACHES WITH 700+ WINS

// 2019 NAISMITH COACH OF THE YEAR, THREE-TIME BIG TEN COACH OF THE YEAR (2001, 2008, 2010), FOUR-TIME WBCA REGIONAL COACH OF THE YEAR (2008, 2011, 2018, 2019), AND 2015 CAROL ECKMAN AWARD RECIPIENT

// LED IOWA TO 18 POSTSEASON APPEARANCES (14 NCAA AND FOUR WNIT) IN 19 SEASONS, INCLUDING AN ELITE EIGHT APPEARANCE IN 2019

// 10 NCAA TOURNAMENT APPEARANCES IN THE LAST 12 YEARS

**LISA BLUDER
700 WINS**



SCHEDULE AND TABLE OF CONTENTS



2019-20 Schedule

Date	Opponent	Time (TV)
Nov. 3	Winona State (Exh.)	2 p.m. (BTN+)
Nov. 7	Florida Atlantic	6:30 p.m. (BTN+)
Nov. 14	North Alabama	6:30 p.m. (BTN+)
Nov. 17	at Northern Iowa	2 p.m.
Nov. 20	Princeton	6:30 p.m. (BTN+)
Nov. 27	vs. Cincinnati #	2:30 p.m.
Nov. 28	vs. Towson #	12 p.m.
Nov. 30	vs. Washington #	12 p.m.
Dec. 4	Clemson ^	8 p.m. (BTN)
Dec. 11	at Iowa State +	7 p.m. (FS1)
Dec. 14	North Carolina Central	2 p.m. (BTN+)
Dec. 21	Drake	6 p.m. (BTN+)
Dec. 28	at Nebraska	1 p.m. (BTN+)
Dec. 31	Illinois	2 p.m. (BTN+)
Jan. 5	at Northwestern	1 p.m. (BTN)
Jan. 9	Maryland	7 p.m. (BTN)
Jan. 12	Indiana	4 p.m. (BTN)
Jan. 16	at Minnesota	7 p.m. (BTN+)
Jan. 19	at Wisconsin	2 p.m. (BTN+)
Jan. 23	Ohio State	7 p.m. (BTN)
Jan. 26	Michigan State	3 p.m. (BTN)
Jan. 30	at Penn State	6 p.m. (BTN+)
Feb. 2	at Michigan	11 a.m. (BTN)
Feb. 6	Nebraska	6:30 p.m. (BTN+)
Feb. 9	at Purdue	1 p.m. (BTN+)
Feb. 13	at Maryland	5 p.m. (BTN)
Feb. 16	Wisconsin	2 p.m.
Feb. 22	Penn State	2 p.m.
Feb. 27	Minnesota	TBD
Mar. 1	at Rutgers	TBD
Mar. 4-8	Big Ten Tournament	TBD
Mar. 20-23	NCAA First/Second Rounds (Campus Sites)	TBD
March 27-30	NCAA Regionals	TBD (TBA)
April 3	NCAA National Semifinals	TBD (New Orleans, Louisiana)
April 5	NCAA National Championship	TBD (New Orleans, Louisiana)

Note: Game times are central time and are subject to change.

- Puerto Rico Clasico

^ - ACC/Big Ten Challenge

+ - Iowa Corn Cy-Hawk Series

University of Iowa Nondiscrimination Statement

The University of Iowa prohibits discrimination in employment, educational programs, and activities on the basis of race, creed, color, religion, national origin, age, sex, pregnancy, disability, genetic information, status as a U.S. veteran, service in the U.S. military, sexual orientation, gender identity, associational preferences, or any other classification that deprives the person of consideration as an individual. The university also affirms its commitment to providing equal opportunities and equal access to university facilities. For additional information on nondiscrimination policies, contact the Director, Office of Equal Opportunity and Diversity, the University of Iowa, 202 Jessup Hall, Iowa City, IA, 52242-1316, 319-335-0705 (voice), 319-335-0697 (TDD), diversity@uiowa.edu.

Table of Contents

2019-20 Season Preview	2
Roster	3
2019-20 at a Glance	4
UI President Bruce Harreld	5
UI Director of Athletics Gary Barta	5-7
Head Coach Lisa Bluder	8-10
Associate Head Coach Jan Jensen	11
Assistant Coaches Raina Harmon/Abby Stamp	12
Dir. of Player Development Kathryn Reynolds/Dir. of Operations Ugo Nwaigwe	13
Special Assistant to the Head Coach Jenni Fitzgerald	14
Video Coordinator Ryan Gruebel/Support Staff	15
Meet the Hawkeyes	16-26
2018-19 Results/Statistics	27-28
NCAA Tournament History	29
Big Ten Championship Teams	30
Individual Awards and Honors	31-33
Consensus All-Americans	34-35
1,000-Point Club	36
Series Records vs. Opponents	37-49
Carver-Hawkeye Arena Records	50-51
Individual Records	52-53
Single-Season Scoring Leaders	54
Team Records	55
Class Records	56-57
Career Leaders	58-59
Incidental Stats and Overtime Results	60
Postseason Records	61
Individual/Team Top 10	62
Iowa Coaching Records	63
All-Time Results	64-71
Year-by-Year Individual Leaders	72
Year-by-Year Team Statistics	73
All-Time Letterwinners	74
All-Time Jersey Numbers	75
Hawkeye Challenge Results	76
Hawkeye Visions	77
Athletic Communications	78
Radio/TV Roster	79

Iowa Athletic Communications

S300 Carver-Hawkeye Arena

One Elliott Drive

Iowa City, IA 52242

Office Telephone:

319-335-9411

FAX Number:

319-335-9417

Hannah Ossman, Assistant Director, Women's Basketball Contact
hannah-ossman@uiowa.edu

CREDITS

Publisher: The University of Iowa Athletics Department

Front Cover: Amanda Ollinger, Kathleen Doyle, Makenzie Meyer

Back Cover: Paula Valino Ramos, Alexis Sevillian, Zion Sanders

Editors: Hannah Ossman, Maggie Wesley, Hannah Myers

Design: Mindy Gardner

Photographers: Brian Ray; Darren Miller

Printer: University of Iowa Printing

To Order: Iowa Basketball Media Guides are available at the Hawkeye Fan Shop.
For more information call the Hawkeye Fan Shop (844) 813-6770.



2019-20 SEASON STORYLINES

2018-19 RECAP

- The Hawkeyes won their first Big Ten Tournament Title since 2001.
- Advanced to first Elite Eight since 1993.
- Tied the highest win total in program history (29 wins, 1987-88)
- Went undefeated in Carver-Hawkeye Arena for the first time since 2014-15 (18-0)
- Registered seven wins over ranked opponents (No. 20 West Virginia, No. 20 Minnesota, No. 14 Rutgers, No. 21 Michigan State, No. 7 Maryland, No. 8 Maryland, and No. 10 NC State)
- Set Big Ten record for assists in a single-season with 775 assists, crushing the previous record of 694 set by Maryland in 2016-17
- Set a Big Ten record with 392 assists in conference play, topping Ohio State's mark of 356 set in 1984-85.
- Averaged 21.8 assists per game during Big Ten contests, passing Iowa's own Big Ten record of 20.8 assists per game during the 2000-01 season
- Set new school assists records in back-to-back games, dishing out 34 assists against Western Kentucky (Nov. 13), before besting that mark with 36 against N.C. Central (Nov. 17).
- The Hawkeyes finished the 2018-19 season with a 29-7 overall record.
- Iowa registered its 13th upper division finish in conference. 2 seed.
- Iowa has advanced to the postseason in 12 consecutive seasons (10 NCAA and two WNIT).
- Senior class owns an overall record of 92-43 (68 percent), including a 58-12 (83 percent) mark in Carver-Hawkeye Arena
- The Hawkeyes finished the 2018-19 season ranked first nationally in field goal percentage (51.5), second in assists per game (21.5), third in total assists (775), fourth in assist/turnover ratio (1.55), 12th in free throw percentage (77.3), 13th in fewest fouls per game (13.6), and 14th in scoring offense (78.4).

RETURNERS

- The Hawkeyes return nine letterwinners, including three starters in All-Big Ten section Kathleen Doyle, Makenzie Meyer, and Alexis Sevellian.
- Doyle led the team last season in assists, averaging 5.9 per game – a mark that led the Big Ten and ranked 15th nationally. She also led in steals, averaging 2.3 per contest – the second best mark in the Big Ten, and she ranked third on the team in scoring, averaging 12.0 points per game.
- Meyer led the team with 62 3-pointers made and recorded 143 assists.

NEWCOMERS

- Guard Megan Meyer enters her freshman season after averaging 24.9 points per game, 4.6 rebounds, and 4.5 assists as a senior. Meyer is a four-time all-state honoree and two-time Globe Gazette Player of the Year (2017, 2018).
- Guard/forward McKenna Warnock joins the squad from Monona Grove where she was the all-time leading scorer (boys and girls) and all-time leading rebounder.
- Guard Gabbie Marshall enters her first year after leading Mount Notre Dame to a 2019 Ohio State Championship title, recording 73 steals and shooting 42.6 percent from 3-point range.

THE BIG THREE

- The Hawkeyes are led by seniors Kathleen Doyle, Makenzie Meyer, and junior Alexis Sevellian.
- Together, the trio accounted for 131 of Iowa's 201 3-point shots made (65 percent) and collectively averaged 78.9 percent from the free-throw line.

MEET THE CAPTAINS

- For the third consecutive year, senior Kathleen Doyle has been named captain along with senior Makenzie Meyer, and junior Alexis Sevellian by their teammates.
- Doyle, a first team All-Big Ten selection, returns for her senior season after leading the Big Ten with 6.3 assists per game in conference play.

RECORD WATCH

- Head coach Lisa Bluder is four wins away from the 400-win mark at Iowa.
- Senior Kathleen Doyle is seven points from 1,000 career points and 59 assists from ranking second all-time at Iowa.

THE HEAD HAWK

- Lisa Bluder enters her 20th season as Iowa's head coach.
- Under Bluder's direction, the Hawkeyes have advanced to 18 postseason appearances (14 NCAA and four WNIT) in 19 seasons, including NCAA Tournament berths in 10 of the last 12 seasons.
- Iowa has advanced to the postseason in 12 consecutive seasons (10 NCAA and two WNIT).

**Numerical**

No.	Name	Yr.	Ht.	Pos.	Hometown (High School/Last School)
1	Tomi Taiwo	So.	5-10	G	Carmel, Ind. (Carmel)
3	Makenzie Meyer	Sr.	5-9	G	Mason City, Iowa (Mason City)
5	Alexis Sevillian	RS Jr.	5-5	G	Goodrich, Mich. (Goodrich)
11	Megan Meyer	Fr.	5-8	G	Mason City, Iowa (Mason City)
14	McKenna Warnock	Fr.	6-1	G/F	Marshall, Wis. (Monona Grove)
20	Kate Martin	RS Fr.	6-0	G	Edwardsville, Ill. (Edwardsville)
21	Zion Sanders	Jr.	5-8	G	Evansville, Ind. (Central)
22	Kathleen Doyle	Sr.	5-9	G	LaGrange Park, Ill. (Benet Academy)
23	Logan Cook	So.	6-1	F	Iowa City, Iowa (West)
24	Gabbie Marshall	Fr.	5-9	G	Cincinnati, Ohio (Mount Notre Dame)
25	Monika Czinano	So.	6-3	F/C	Watertown, Minn. (Watertown-Mayer)
31	Paula Valino Ramos	Jr.	6-3	F/C	Ourense, Spain (Iles Otero Pedrayo)
43	Amanda Ollinger	Sr.	6-1	F	Cedar Rapids, Iowa (Linn-Mar)

Head Coach: Lisa Bluder (20th year -- Northern Iowa, 1983)

Associate Head Coach: Jan Jensen (20th year -- Drake, 1991)

Assistant Coach: Raina Harmon (3rd year -- Central Michigan, 2004)

Assistant Coach: Abby (Emmert) Stamp (11th year -- Iowa, 2008)

Director of Player Development: Kathryn Reynolds (3rd year -- Iowa, 2015)

Special Assistant to the Head Coach: Jenni Fitzgerald (20th year -- Drake, 1990)

Director of Basketball Operations: Ugo Nwaigwe (1st year -- Wagner College, 2015)

Video Coordinator: Ryan Gruebel (3rd year -- Ohio State, 2013)

Alphabetical

No.	Name	Yr.	Ht.	Pos.	Hometown (High School/Last School)
23	Logan Cook	So.	6-1	F	Iowa City, Iowa (West)
25	Monika Czinano	So.	6-3	F/C	Watertown, Minn. (Watertown-Mayer)
22	Kathleen Doyle	Sr.	5-9	G	LaGrange Park, Ill. (Benet Academy)
24	Gabbie Marshall	Fr.	5-9	G	Cincinnati, Ohio (Mount Notre Dame)
20	Kate Martin	RS Fr.	6-0	G	Edwardsville, Ill. (Edwardsville)
3	Makenzie Meyer	Sr.	5-9	G	Mason City, Iowa (Mason City)
11	Megan Meyer	Fr.	5-8	G	Mason City, Iowa (Mason City)
43	Amanda Ollinger	Sr.	6-1	F	Cedar Rapids, Iowa (Linn-Mar)
21	Zion Sanders	Jr.	5-8	G	Evansville, Ind. (Central)
5	Alexis Sevillian	RS Jr.	5-5	G	Goodrich, Mich. (Goodrich)
1	Tomi Taiwo	So.	5-10	G	Carmel, Ind. (Carmel)
31	Paula Valino Ramos	Jr.	6-3	F/C	Ourense, Spain (Iles Otero Pedrayo)
14	McKenna Warnock	Fr.	6-1	G/F	Marshall, Wis. (Monona Grove)

PRONUNCIATION GUIDE

Lisa Bluder	BLUE-dir
Monika Czinano	Monica Sih-NAN-oh
Amanda Ollinger	OH-ling-gir
Alexis Sevillian	Suh-VILL-an
Tomi Taiwo	Toe-Me TYE-WOAH
Paula Valino Ramos	POW-la Va-lin-yo RAY-mos
McKenna Warnock	
Ugo Nwaigwe	OO-go Weeg-way



2018-19 Record: 29-7

Big Ten Conference Record: 14-4/2nd

2018-19 Postseason: Elite Eight NCAA Tournament

2018-19 Final Ranking (AP/USA Today): 8/8

Starters Returning/Lost: 3/3

Letterwinners Returning/Lost: 9/3

Head Coach: Lisa Bluder, 20th year at Iowa

Alma Mater/Year: Northern Iowa, 1983

Career Record/Years: 752-359 (.677)/35 years

Bluder at Iowa/Years: 396-217 (.646)/19 years

Big Ten Record: 193-126 (.605)

Associate Head Coach:

Jan Jensen, 20th year at Iowa (Drake, 1991)

Assistant Coaches:

Raina Harmon, 3rd year at Iowa (Central Michigan, 2004)

Abby (Emmert) Stamp, 11th year at Iowa (Iowa, 2008)

Director of Player Development:

Kathryn Reynolds, 3rd year at Iowa (Iowa, 2015)

Director of Basketball Operations:

Ugo Nwaigwe, 1st year at Iowa (Wagner College, 2015)

Video Coordinator:

Ryan Gruebel, 3rd year at Iowa (Ohio State/2013)

Special Assistant to the Head Coach:

Jenni Fitzgerald, 20th year at Iowa (Drake/1992)

Athletic Trainer:

Jennie Sertterh (Southern Illinois/1996)

Basketball Secretary: Brenda Kral

Basketball Office

N211 Carver-Hawkeye Arena

Iowa City, IA 52242

Telephone: 319-335-9258

Letterwinners Returning (9):

*Kathleen Doyle, Sr., G, 5-9 (12.0 ppg, 3.0 rpg, 5.9 apg)

*Makenzie Meyer, Sr., G, 5-9 (4.8 ppg, 1.7 rpg, 4.2 apg)

*Alexis Sevillian, RS Jr., G, 5-6 (8.7 ppg, 2.1 rpg, 2.2 apg)

Amanda Ollinger, Sr., F, 6-1 (2.4 ppg, 2.7 rpg)

Zion Sanders, Jr., G, 5-8 (1.2 ppg, 0.6 rpg)

Paula Valino Ramos, Jr., F/C, 6-3 (0.6 rpg, 0.2 apg)

Tomi Taiwo, So., G, 5-10 (1.4 ppg, 0.8 rpg, 0.6 apg)

Monika Czinano, So., F/C, 6-3 (1.9 ppg, 0.9 rpg)

Logan Cook, So., F, 6-1 (0.8 ppg, 0.8 rpg, 0.4 apg)

Newcomers (4):

Kate Martin, RS Fr., G, 6-0, Edwardsville, Ill. (Edwardsville)

Megan Meyer, Fr., G, 5-8, Mason City, Iowa. (Mason City)

McKenna Warnock, Fr., G/F, 6-1, Marshall, Wis. (Monona Grove)

Gabbie Marshall, Fr., G, 5-9, Cincinnati, Ohio (Mt. Notre Dame)

Letterwinners Lost (3):

*Megan Gustafson, Sr., F/C, 6-3 (27.8 ppg, 13.4 rpg, 1.75 bpg)

*Tania Davis, Sr., G, 5-4 (10.3 ppg, 2.7 rpg, 4.5 apg)

*Hannah Stewart, Sr., F, 6-2 (11.1 ppg, 6.7 rpg, 0.7 bpg)

**Denotes starter*

Personnel Breakdown

By Class:

Seniors (3): Doyle, Ma. Meyer, Ollinger

Juniors (3): Sanders, Sevillian, Valino Ramos

Sophomore (3): Cook, Czinano, Taiwo

Freshman (4): Martin, Marshall, Me. Meyer, Warnock

By Height:

5-5: Sevillian

5-8: Sanders, Me. Meyer

5-9: Doyle, Ma. Meyer, Marshall

5-10: Taiwo

6-0: Martin

6-1: Ollinger, Cook, Warnock

6-3: Valino Ramos, Czinano



Bruce Harreld President University of Iowa

Bruce Harreld became the 21st president of the University of Iowa on November 2, 2015. He received a Bachelor of Engineering degree from Purdue University and a Master of Business Administration degree from Harvard University.



President Harreld served on the faculty of Harvard Business School from 2008–2014, with dual appointments to the entrepreneurial and strategy units. He was faculty chair of the Building New Businesses in Established Organizations program. As a faculty member, he taught in numerous executive programs in Cambridge, Qatar, Mumbai, and Shanghai. He also has been an adjunct professor at Northwestern University in the Kellogg School of Management, developing the first-ever MBA course on Strategic Use of Information Technology.

President Harreld has served in several corporate leadership positions. As senior vice president and division president of Kraft General Foods, he led the strategic unit that formulated strategy and executed acquisitions for this

multibillion-dollar company. As president and board member of Boston Market Company, he, along with five other partners, led the organization from 20 stores in the Boston area to over 1,100 stores nationally. As senior vice president of IBM, President Harreld worked with the CEO and senior management team to chart the organization's transformation from near bankruptcy, led the business transformation team that streamlined operations and reintegrated the global organization, and led the strategy unit that was responsible for the formulation and execution of the company's overall strategy. President Harreld has also served as a consultant, advising public, private, and military organizations on leadership, organic growth, and strategic renewal, including serving as manager, vice president, and member of the board of the Boston Consulting Group.

President Harreld is the author or coauthor of numerous articles and book chapters in such journals and magazines as the Harvard Business Review, California Management Review, and Financial Executive, and books and monographs such as Leading Sustainable Change: An Organizational Perspective (Oxford University Press, 2015) and Core Curriculum Strategy Reading: Executive Strategy (Harvard Business Publishing, 2014). He has also authored or coauthored several case studies for Harvard Business Publishing.

President Harreld has received several awards, including the Accenture Award for best business article of the year and the Distinguished Industrial Engineer and Distinguished Engineering Awards from Purdue University.

President Harreld is married to Mary Gillilan Harreld, an attorney. They have four children and six grandchildren.

Gary Barta Director of Athletics University of Iowa

Gary Barta is in his 14th year as the director of athletics at the University of Iowa, where he occupies the Henry B. and Patricia B. Tippie Director of Athletics Chair. The position was recently endowed by the Tippies, longtime supporters of the University of Iowa and Hawkeye Athletics. Henry B. Tippie earned his UI degree in 1949 and was presented an honorary degree in 2009.



Barta is in his first year as a member of the College Football Playoff (CFP) Selection Committee. He was appointed to the selection committee by the CFP Management Committee in February, 2019 and is serving a three-year term.

In 2018-19 Iowa Athletics earned four Big Ten championships: men's outdoor track and field, men's gymnastics regular season (tie), wrestling regular season (tie), and women's basketball tournament. Iowa placed 38th in the Learfield IMG College Directors' Cup standings, its highest ranking since 2000 (29th).

• Win •

Football: Iowa football closed the season with a win over #18 Mississippi State in the 2019 Outback Bowl, posting its ninth win of the season. Iowa football has earned eight or more wins in each of the last four seasons. The Hawkeyes have won 37 games over the past four seasons, matching the third-best three-year win total in school history. Head coach Kirk Ferentz has earned 152 career victories at Iowa, becoming the winningest football coach in school history. Along with the Outback Bowl victory, Iowa also won three of four rivalry trophy games. Three Hawkeye players were named Player of the Year at their position in the Big Ten Conference, while tight end T.J. Hockenson earned the John Mackey Award as the top tight end in the nation.

Women's Basketball: Iowa made history in 2018-19, earning the program's first Elite Eight appearance since 1993. Head coach Lisa Bluder led the Hawkeyes to a 29-7 overall record, matching a program-record for most wins in a single season. Iowa also won its first Big Ten Tournament title since 2001, defeating Indiana, Rutgers, and No. 8 Mary-



land on consecutive days in Indianapolis. The Hawkeyes ended the year ranked in the top-15 nationally in seven categories: field goal percentage (1st; 51.5), assists per game (2nd; 21.5), total assists (3rd; 775), and assist/turnover ratio (4th; 1.55). Following the season, Bluder was named the Naismith College Coach of the Year, and senior Megan Gustafson earned Consensus National Player of the Year (Naismith, USBWA, AP, ESPNW) recognition.

Men's Basketball: Head coach Fran McCaffery has led Iowa to postseason tournaments seven of the last eight seasons (4 NCAA, 3 NIT). This past season the Hawkeyes amassed 23 victories, the program's second-highest total in 13 seasons, and won an NCAA Tournament game for the third time in five years. Iowa recorded five wins over ranked opponents with only one senior on its squad, a total that matched the most by an Iowa team in 13 seasons. McCaffery coached four Hawkeyes to postseason recognition in 2018-19: Tyler Cook earned second-team All-Big Ten laurels, Jordan Bohannon was named to third-team all-conference, Luka Garza was an honorable mention selection, while Joe Wieskamp became the sixth Hawkeye since 2010 to be voted to the All-Big Ten Freshman Team. McCaffery and the Hawkeyes have registered first-division finishes in the Big Ten six of the last seven seasons; only Michigan State (7) has more upper division finishes than Iowa (6) and Wisconsin



(6) during that span.

Wrestling: The Hawkeyes placed fourth at the NCAA Championships, earning one individual national title and crowing six All-Americans. It marked the 11th time in the last 12 years the Hawkeyes won a team trophy at the national tournament. Sophomore Spencer Lee won the 125-pound NCAA title. Sophomore Alex Marinelli won the 165-pound Big Ten championship. Marinelli, redshirt freshman Jacob Warner, sophomores Austin DeSanto and Kaleb Young, and junior Pat Lugo also earned All-America honors. The Hawkeyes won the Dan Gable Traveling Trophy for the ninth consecutive year by running their win streak against Iowa State to 15 duals. Iowa shared the Big Ten regular season championship, and led the nation in attendance for the 13th straight year.

Rowing: Sixth-year head coach Andrew Carter led Iowa to its third consecutive NCAA Championships appearance in 2019, placing 13th overall with 63 points. Carter guided Iowa's I Varsity Eight to its highest national finish in program history with a 9th place finish in the country. At the Big Ten Championships, the Hawkeyes named three All-Big Ten honorees in Contessa Harold (first-team), Hunter Koenigsfeld (second-team), and Hannah Greenlee (second-team). The Hawkeyes have been nationally ranked a program-best 29 straight weeks, peaking at No. 8.

Field Hockey: Iowa reached the NCAA Tournament for the first time since 2012. Fifth-year head coach Lisa Cellucci guided Iowa to a 14-7 overall record, marking the most wins for the program since 2011. Five Hawkeyes earned postseason awards, including two All-America honorees in sophomore Maddy Murphy (third-team) and junior Katie Birch (second-team). Following the season, Iowa's coaching staff was named the West Region Coaching Staff of the Year.

Track & Field: The University of Iowa track and field team closed the 2019 outdoor season with the men's Big Ten title, three individual titles, and one relay title. The Hawkeyes had seven first-team All-Big Ten honorees and added six second-team All-Big Ten selections. Junior Laulauga Tausaga won Iowa's first individual NCAA Outdoor Championship title in 34 years when she threw a school record discus mark, leading the Hawkeyes to their second consecutive top-25 finish. Tausaga recorded three of the Hawkeyes seven school records, including discus, shot put, and hammer. Tausaga was named USTFCCCA Midwest Region Female Field Athlete of the Year, Big Ten Female Field Athlete of the Year, and Big Ten Female Field Athlete of the Championships, and director of track and field Joey Woody was named USTFCCCA Midwest Region Men's Head Coach of the Year and Big Ten Men's Coach of the Year. Individual Hawkeyes made movement on the all-time record list 49 times (25 women and 24 men). The women won their first Hy-Vee Cup at the Drake Relays, bringing home the Hawkeyes' third trophy in as many years (men 2017, 2018).

Men's Gymnastics: The Hawkeyes garnered three upset wins during the Big Ten regular season (No. 3 Michigan, No. 7 Nebraska, No. 5 Penn State) to clinch a share of the first-ever Big Ten regular season title. Three Hawkeyes earned All-America honors in 2019, including senior Jake Brodarzon, freshman Stewart Brown, and junior Andrew Herrador. Head coach JD Reive earned Central Region Head Coach of the Year, while assistant coaches Tom Buese and Ben Ketelsen captured Central Region Assistant Coaches of the Year honors.

Baseball: Rick Heller and the Iowa baseball team posted its sixth straight 30-win season, finishing 31-24 in 2019. The Hawkeyes qualified for the Big Ten Tournament for a record sixth straight season. Junior Grant Leonard broke the single-season saves record with 14, and senior Cole McDonald became the third straight Iowa Friday night starter to be taken in the top-16 rounds of the MLB First-Year Player Draft.

Swimming & Diving: The Iowa men's swimming and diving team had five NCAA Championships qualifiers.

Men's Golf: The men's golf team, under fifth-year head coach Tyler Stith, advanced to NCAA postseason play for the 10th time in 11 seasons. Junior Alex Schaake became the third Hawkeye to be named men's golf Big Ten Player of the Year. Schaake and junior Benton Weinberg were All-Big Ten and Ping All-Midwest Region honorees.

• Graduate •

- Hawkeye student-athletes set all-time highs with a 90 percent Graduation Success Rate (GSR) and 76 percent Federal Graduation Rate (FGR) for a four-class average. UI student-athletes rank higher than the national average in GSR and FGR.
- Seven UI programs posted a perfect GSR score: soccer, women's swimming, field hockey, men's golf, volleyball, women's golf, and women's gymnastics.
- Hawkeye student-athletes have an average GPA of 3.0 in each of the last four academic years.
- Iowa has the fourth-highest GSR in the Big Ten Conference. Iowa's GSR was among the top five scores within the Big Ten Conference the past two years.
- Over 200 Iowa student-athletes earned Academic All-Big Ten recognition for the 2018-19 school year.
- Fifty-eight Big Ten Conference Distinguished Scholars
- Over 300 student-athletes earned Dean's List and President's List honors.
- Football: Junior Anthony Nelson earned second-team Academic All-America honors.
- Field Hockey: Earned the 2018 Zag Field Hockey/NFHCA Division I National Academic Team Award. A program-record 11 Hawkeyes were named to the 2018 Zag Field Hockey/NFHCA Division I National Academic Squad. Junior Isabella Solaroli was named a 2018 Zag Field Hockey/NFHCA Division I Scholar of Distinction.
- Men's & Women's Cross Country: Teams were named 2018 USTFCCCA All-Academic Team.
- Rowing: Amassed 18 Dean's List honorees, including four President's List student-athletes for spring 2019. In the fall of 2018, Iowa had 33 student-athletes named to the Dean's List, with three named to the President's List.
- Women's Soccer: Team earned the NSCAA Team Academic Award. Two student-athletes – Kaleigh Haus and Hannah Drkulec – were Google Cloud Academic All-Americans, becoming the first two Academic All-American selections in program history.
- Women's Swimming & Diving: Team named a CSCAA Scholar All-America team and seven student-athletes earned CSCAA honorable mention Scholar All-America honors.
- Wrestling's Spencer Lee, Alex Marinelli, Jacob Warner, and Kaleb Young were named NWCA Academic All-Americans.
- Women's Gymnastics: Eight student-athletes named to the Dean's List in fall 2018, with six additional honorees during the spring semester.

"It is an honor and a privilege to serve as Director of Athletics at the University of Iowa. Our stated goal and day-to-day approach is to Win. Graduate. Do It Right. We have great people in place -- our student-athletes, our coaches, and our entire staff -- to continue to build on our previous success. We have the best fans in the United States supporting our programs, and we continue to raise the bar in a number of areas. For Hawkeye athletics, the best is yet to come."

Henry B. and Patricia B. Tippie
Director of Athletics Chair Gary A. Barta



• Do It Right •

- UI Athletics Department: 100 percent self-sustaining financially; no tax dollars or institutional funding
- The University of Iowa Athletics Department and the UI Stead Family Children's Hospital facilitated the "Kinnick Wave" during home football games in 2017, creating national recognition. The "Kinnick Wave" was presented the Disney Spirit Award in 2017.
- Eleventh anniversary: Iowa Football/University of Iowa Children's Hospital "Kid Captain" program
- Student-Athlete Academic Services has sponsored the annual ISAAC Day of Caring for 21 years, with over 250 student-athletes assisting area agencies with spring clean-up, landscaping, sustainability projects, etc. This service opportunity is in collaboration with United Way of Johnson and Washington Counties.
- Student-athletes annually participate in over 4,000 appearances resulting in the accumulation of more than 10,000 hours of community service and programming. Student-athletes participate in several service and educational programming opportunities throughout the year.
- Within the Hawkeye Life Program, student-athletes gain experience in six areas which include Leadership, Community Engagement, Academic Success, Career Development, Health & Well-Being, and Diversity & Inclusion. 2018-19 highlights:
 - o Diversity & Inclusion - - Annual Town Hall meeting with all student-athletes on the subject of being champions of respect, inclusion, and equality within athletics.
 - o Leadership - - ISAAC secured a liaison position within UI Student Government (UISG). Student-athletes now have a voice within this group.
 - o Community Engagement - - the Hawkeye 5 program was created to encourage all student-athletes to participate in at least five hours of community service each semester. In 2018-2019, 139 student-athletes achieved Hawkeye 5.
 - o Career Development - - the Hawks to Professionals (H2P) summer job shadowing program continues to offer experiential learning opportunities for student-athletes during an eight-week shadowing experience and lecture series. Over 40 student-athletes from various sports participate each summer.
 - o Health & Well-Being - - the ISAAC Health & Well-Being and Academic Success committees collaborated with Sport Psychology and Sports Nutrition to offer "De-Stress Fest" - stress relief activities such as massages, yoga, and therapy dogs, as well as healthy snacks during finals week in May.
 - o Dance Marathon - - Annual event now includes "athlete hour" where 100 student-athletes visit with children and their families during the Big Event. ISAAC and student-athletes raised over \$2400 for Dance Marathon in 2018-19.

• Fan Support •

- In 2018-19, Iowa ranked in the top-25 in home attendance for football, men's basketball, and women's basketball. Iowa has led the nation in wrestling home attendance for 13 straight seasons.
- Iowa led the nation in wrestling home attendance in 2018-19 (8,526).
- Iowa ranked ninth in the country in women's basketball home attendance in 2018-19 (6,665).
- Iowa ranked 21st nationally in football home attendance in 2018 (68,043).
- Iowa ranked 23rd in the nation in men's basketball home attendance in 2018-19 (12,869).

Barta's Administrative Career

Position	Years
Henry B. and Patricia B. Tippie Director of Athletics Chair, Iowa	Aug. 1, 2006-Present
Athletic Director, Wyoming	2003-2006
Senior Associate A.D., Washington	1996-2003
Director of Athletics Development/External Relations, Northern Iowa	1990-1996
Associate Director of Development, North Dakota State	1988-1990

• Personal •

Barta's involvement in the UI campus and the greater Iowa City community extends beyond his position as director of the UI's Intercollegiate Athletics programs. He is a member of the President's Cabinet, comprised of vice presidents and other campus leaders that provide counsel to the UI's president.

Barta remains active at the conference and national level. He serves on the NCAA DI Council, the NCAA Ad Hoc Committee on Sports Wagering, and the College Football Playoff Selection Committee. He is also regularly involved in NACDA (National Association of Collegiate Directors of Athletics) and LEAD1 (formerly known as the Division 1A Athletic Directors Association).

From a community standpoint, Barta recently served on the United Way of Johnson & Washington Counties Board of Directors. He is a long-standing member of the UI Partnership for Alcohol Safety Committee and has been a regular participant in numerous Chamber and Convention & Visitors Bureau initiatives during his tenure.

Barta earned a bachelor of science degree in mass communication and broadcast journalism from North Dakota State in 1987. He was an option quarterback for Bison football squads that won the Division II NCAA National Championship in 1983, 1985, and 1986.

Barta, and wife, Connie, have a son, Luke (21), and a daughter, Madison (19). He was born September 4, 1963, in Minneapolis.



Barta congratulating student-athletes on their successes in the classroom, while academic All-Big Ten honorees were announced at Kinnick Stadium.



Lisa Bluder

Head Coach
20th Year
Northern Iowa, 1983



Lisa Bluder, the all-time winningest coach in program history, is in her 20th year as head women's basketball coach at the University of Iowa and her 35th year overall. Under her direction, the Hawkeyes have advanced to 18 postseason appearances (14 NCAA and four WNIT) in 19 seasons, including NCAA Tournament berths in 10 of the last 12 seasons. Iowa has advanced to the postseason in 12 consecutive seasons (10 NCAA and two WNIT).

THE BLUDER FILE

- 752-359 (.677) overall record
- 396-217 (.646) record at Iowa
- Surpassed Hall of Famer C. Vivian Stringer (269 wins) as Iowa's all-time winningest coach in program history on Feb. 10, 2014 (Northwestern, 90-84)
- NCAA women's basketball 16th winningest coach (752 wins)
- Dean of the Big Ten Coaches
- 2019 Naismith Coach of the Year
- Coached the 2018-19 Hawkeyes to their first Big Ten Tournament Title since 2001.
- Led Iowa to 12, 20-win seasons in her 19 years, including 10 of the last 12 years
- Took Iowa to its first Sweet Sixteen since 1996 in 2015 and its first Elite Eight since 1993 in 2019.
- 2015 Carol Eckman Award winner
- Three-time Big Ten Coach of the Year (2001, 2008, 2010)
- Three-time WBCA Regional Coach of the Year (2001, 2008, 2018)
- Posted a winning record in 18 of her 19 years at Iowa, including 13 upper-division finishes in the Big Ten Conference
- Named to the Division I Midwest Representative of the WBCA Board of Directors in 2003
- Has served on the WBCA Kodak All-American selection committee for four terms and the Midwest Regional Advisory Committee for the NCAA Division I Women's Basketball Championships
- 2012 Quad City Times Hall of Fame inductee
- 2016 Des Moines Register Hall of Fame inductee

700 CLUB

- 1-of-10 active Division I head coaches to win 700+ games
- 1-of-29 women's coaches to win 700+ contests
- 1-of-76 coaches (men or women) to win 700+ games

STUDENT-ATHLETE AWARDS

- Mentored 22 players to 54 All-Big Ten honors, including 17 first team picks, 17 second, 11 third, and nine honorable mention selections
- Has had one Big Ten Player of the Year (Megan Gustafson, 2018, 2019), two Big Ten Freshman of the Year award winners, two Big Ten Sixth Player of the Year recipients, 10 members of the Big Ten All-Freshman team, and three players named to the Big Ten All-Defensive team, with Kachine Alexander earning the honor twice.
- Guided six players to a total of nine WBCA All-Region Team

accolades

- Led seven players to a total of 10 All-America honors (including honorable mention honors)

BIG TEN CHAMPIONSHIPS

- Bluder coached the 2018-19 team to its first Big Ten Tournament title since her first season (2001) with wins over Indiana, Rutgers, and No. 8 Maryland. The Hawkeyes finished second in the Big Ten regular season.
- In 2008, Iowa won a share of the Big Ten regular season championship, it's ninth in school history. The Hawkeyes won a Big Ten-season-best, eight-straight games during league play
- In Bluder's first year at Iowa, the 2000-01 Hawkeyes finished second in the Big Ten. The Hawkeyes knocked off Indiana, Illinois, and Purdue to win the first Big Ten Tournament crown under Bluder

IN THE CLASSROOM

- At Iowa, student-athletes have been named Academic All-Big Ten 99 times, including a program-best eight honorees in 2011 and 2012
- Ally Disterhoft (2013-17) was named the CoSIDA Academic All-American of the Year in consecutive seasons (2016 and 2017)
- Disterhoft was the fifth scholar-athlete to win the prestigious award in back-to-back years since its inception in 1987-88 and the second Big Ten athlete to accomplish the feat
- Disterhoft became Iowa's first three-time Academic All-American (2015-3rd team, 2016-1st team, 2017-1st team)
- Lindsey Meder was the first two-time Academic All-American (2001 and 2002)
- Samantha Logic earned Academic All-American distinction in 2015
- In 2015, Iowa was the only DI women's basketball team to have two student-athletes honored (Disterhoft, Logic)

THE RISE OF MEGAN GUSTAFSON

- First Consensus National Player of the Year in conference history, winning ESPNW National Player of the Year, AP Player of the Year, Naismith Trophy, and USBWA Player of the Year (Ann Meyers Drysdale Trophy).
- 2019 Big Ten Athlete of the Year and Big Ten Women's Basketball Player of the Year
- Honda Sport Award Winner for Women's Basketball
- Top-3 Finalist for the Honda Cup
- Lisa Leslie Award Winner and Senior CLASS Award Winner
- Consensus First Team All-American
- Wade Trophy Finalist, John R. Wooden Award Finalist, Naismith Defensive Player of the Year Semifinalist
- Unanimous First Team All-Big Ten Selection (Coaches & Media) as a senior (three-time All-Big Ten honoree; 2018, 2019)
- Big Ten Tournament's Most Outstanding Player
- Big Ten's All-Time Leading Rebounder
- Iowa's All-Time leading scorer and rebounder
- 23 career Big Ten Player of the Week Awards – a Big Ten record
- 13-time Big Ten Player of the Week during the 2018-19 season – a Big Ten record
- Led the nation in five categories, including points per game (27.8), field goal percentage (69.6), total points (1,001), field goals made (412), and double-doubles (33). Ranked second in defensive rebounds per game (11), and third in rebounds per game (13.4) and total rebounds (481).
- Became the fourth NCAA women's basketball student-ath-



lete and first ever post player to score 1,000 or more points in a single season

- Now owns 16 Iowa records (including class records)
- Academic All-Big Ten
- NCAA Records
 - 33 double-doubles in a single-season (ties record)
 - Ranks fourth in career double-doubles (88)
 - Ranks fifth in NCAA History in field goal percentage (.656)
 - Ranks 14th all-time in rebounds (1,460)
- Big Ten Records
 - Single Season
 - Points (1,001)
 - Rebounds (481)
 - Field goal percentage (.696)
 - Field goals made (412)
 - Double-doubles (33)
 - Career
 - Rebounds (1,460)
 - Field goal percentage (.656)
 - Double-doubles (88)
- Iowa Records
 - Single Season
 - Points (1,001)
 - Rebounds (481)
 - Double-doubles (33)
 - Field goals made (412)
 - Field goals attempted (592)
 - Field goal percentage (.696)
 - Career
 - Points (2,804)
 - Rebounds (1,460)
 - Double-doubles (88)
 - Field goals made (1136)
- In 2018, junior Megan Gustafson was named an All-American by seven outlets, including Sports Illustrated (first team), the Associated Press (second team), USBWA (second team), College Sports Madness (second team), USA Today (second team), ESPNW (third team), and WBCA (honorable mention)
- Named the 2018 Big Ten Player of the Year (Media)
- 4-time College Sports Madness Player of the Week during the 2017-18 season
- Only player in the country that averaged over 25 points in 2018
- Only player in the country that shot over 67 percent from the field in 2018

ELITE EIGHT

- Iowa clinched its fourth appearance to the Elite Eight and its first since 1993 during the 2018-19 season; its first Elite Eight appearance in the Lisa Bluder Era.
- Iowa defeated 15th-seeded Mercer (66-61) in the first round of the NCAA Tournament before defeating 7th-seeded Missouri (68-52) in the second round to secure the second Sweet Sixteen berth for Bluder and her staff.
- The Hawkeyes advanced to the Elite Eight with a 79-61 win over NC State, before being knocked out by 2019 NCAA Champions, Baylor.

CONSENSUS ALL-AMERICAN

Samantha Logic (2011-15)

- Named a WBCA Division I Coaches All-American, USBWA All-American, ESPN Second Team All-American, and Third Team Association Press All-American.
- Logic was the only player in NCAA History to accumulate at least 1,500 career points, 800 rebounds, 800 assists, and 200 steals

- Was 1-of-12 players in the country to be invited to the 2015 WNBA Draft
- Selected with the 10th pick in the first round by the Atlanta Dream and was later traded to the San Antonio Stars
- The second first round draft pick in Hawkeye history, joining Toni Foster (1997, Phoenix Mercury, 8th Pick)

AMONG THE BEST

- Ally Disterhoft became Iowa's all-time leading scorer on March 16, 2017 and is now ranked second behind Megan Gustafson
- Disterhoft ended her career with 2,102 points – the third-most by any Hawkeye (male or female)
- Disterhoft surpassed Cindy Haguejorde's previous record of 2,059 (1976-80)
- Disterhoft ended her career ranked in the top-15 in Hawkeye history in five categories; including career points, 3-point field goals, blocks, rebounds, and assists
- She was named Iowa's Female Athlete of the Year for 2015-16 and 2016-17, becoming the sixth Hawkeye in school history to earn the honor twice in her collegiate career
- Became the ninth Hawkeye to earn Iowa's Big Ten Medal of Honor and be named Female Athlete of the Year in the same season

SWEET SIXTEEN

- Bluder guided the Hawkeyes to their sixth Sweet Sixteen appearance in program history and the first since 1996 in 2014-15
- Iowa defeated 14th-seeded American (75-67) in the first round of the NCAA Tournament before defeating 11th-seeded Miami (88-70) in the second round to secure the Sweet Sixteen berth at home on Mediacom Court in Carver-Hawkeye Arena
- It marked the first Sweet Sixteen appearance for Bluder and her staff
- Iowa finished the season with a 26-8 overall record, a runner-up finish in the Big Ten Conference with a 14-4 mark, and a No. 11 nationally ranking in the USA Today Top-25 Coaches' Poll – the highest for the program since 1995-96 (No. 7 in AP, No. 9 in USA Today)
- Iowa was one of 13 teams nationally to finish undefeated at home with an 18-0 mark, setting a program record for wins at home in a single season

TEAM USA COACHING EXPERIENCE

- Following the 2014-15 season, Bluder was named head coach of the U.S. Pan American Women's Basketball Team
- Bluder led the Red, White, and Blue to four consecutive victories over Brazil, Dominican Republic, Puerto Rico, and Cuba before falling to host-Canada in the gold medal game
- Team USA earned its fifth silver medal at the games, rebounding from a seventh-place finish in 2011
- USA Basketball head coach Debbie Ryan chose Bluder as a USA assistant coach at the 2001 World University Games in Beijing, China. Team USA won the gold, defeating China 87-69. Team USA finished the games with a 7-1 mark

PLAYING PROFESSIONALLY

- Sixteen former Hawkeyes under Bluder continued their playing careers professionally after graduation
- Megan Gustafson was selected by the Dallas Wings with the 17th overall pick in the WNBA Draft in 2019
- Cara Consuegra, Lindsey Meder, Crystal Smith, Kachine Alexander, Samantha Logic, and Megan Gustafson all played



in the WNBA

- Melissa Dixon, Smith, Alexander, Logic, Bethany Doolittle, Johanna Solverson, Kristi Smith, Megan Skouby, JoAnn Hamlin, Trisha Nesbitt, Morgan Johnson, Theairra Taylor, and Gustafson also played professionally in Europe
- Hannah Stewart signed a contract with the Lakeside Lightning based in North Lake, Australia

BLUDER COACHING TREE

- During Bluder's tenure at Iowa, eight former players have gone on to become coaches at the collegiate level
- Cara Consuegra (Charlotte) and Jennie (Lillis) Baranczyk (Drake) are currently Division I head coaches
- Randi (Peterson) Henderson is the head coach at Division III Washington University (St. Louis)
- Kachine Alexander is an assistant at Florida Atlantic University
- Wendy (Ausdemore) Lausen served as an assistant at Coe for one season
- Abby (Emmert) Stamp is an assistant coach and Kathryn Reynolds is the Director of Player Development for the Iowa women's basketball team
- Tania Davis was named graduate manager at Clemson in June 2019.

HEAD HAWKEYE

- Bluder, alongside her husband David and daughter Hannah, was introduced as the Hawkeyes' fifth head coach in front of a packed press room in Carver-Hawkeye Arena on April 7, 2000
- The native of Marion, Iowa, came to Iowa after spending 10 successful seasons at Drake University

BLUDER AT DRAKE

- Compiled a 187-106 (.638) record in 10 seasons at Drake
- Led Drake to five, 20-plus-win seasons in the six years prior to coming to Iowa, including five post-season appearances
- Guided the Bulldogs to eight Missouri Valley Conference Tournament appearances, reaching the semifinals six times and winning the tournament four times
- Named the Conference Coach of the Year three times
- Coached two Academic All-America Players of the Year in current Hawkeye associate head coach Jan Jensen (1991) and Tricia Wakely (1996)
- Bulldogs ranked fourth in 1995 graduation rate success among teams ranked in the USA Today/CNN Final Top-25 Coaches' Poll

BLUDER AT ST. AMBROSE

- Compiled a 169-36 (.824) record in six seasons at NAIA St. Ambrose University
- Guided the Bees to four straight national tournaments, including two consecutive Final Four appearances
- 1990 St. Ambrose team was ranked No. 1
- Named 1990 NAIA Converse Coach of the Year
- Inducted into the St. Ambrose Hall of Fame in 2010

PERSONAL

- Graduate of Linn-Mar High School in Marion, Iowa
- Inducted into the Linn-Mar Athletic Hall of Fame in 2008
- Bluder was a three-year starter at Northern Iowa
- Inducted into the Northern Iowa Hall of Fame in 2000
- Graduated from UNI in 1983 with a bachelor's degree in marketing
- Bluder and her husband, David, have two daughters, Hannah and Emma, and one son, David

Bluder's Career Coaching Record

Year	Overall	Conf.	Place
1984-85*	18-13	--	
1985-86*	20-12	--	
1986-87*	29-3	--	
1987-88*	32-5	--	
1988-89*	36-2	--	
1989-90*	34-1	--	
1990-91#	13-17	10-8	4th
1991-92#	11-15	7-11	T-5th
1992-93#	15-13	8-8	T-4th
1993-94#	16-12	8-8	5th
1994-95#	25-6	13-5	T-2nd
1995-96#	15-14	10-8	T-4th
1996-97#	23-7	14-4	1st
1997-98#	25-5	17-1	1st
1998-99#	21-10	14-4	2nd
1999-00#	23-7	15-3	1st
2000-01^	21-10	12-4	2nd
2001-02^	18-11	10-6	4th
2002-03^	18-15	6-10	7th
2003-04^	16-13	10-6	T-4th
2004-05^	23-10	8-8	6th
2005-06^	17-12	10-6	5th
2006-07^	14-16	6-10	T-8th
2007-08^	21-11	13-5	T-1st
2008-09^	21-11	13-5	T-2nd
2009-10^	20-14	10-8	T-3rd
2010-11^	22-9	10-6	T-3rd
2011-12^	19-12	11-5	T-2nd
2012-13^	21-13	8-8	7th
2013-14^	27-9	11-5	T-4th
2014-15^	26-8	14-4	2nd
2015-16^	19-14	8-10	9th
2016-17^	20-14	8-8	8th
2017-18^	24-8	11-5	T-3rd
2018-19	29-7	14-4	2nd

Milestone Hawkeye Victories

Win No.	Date	Opponent	Score
1	11/17/00	Marquette	70-57
50	1/30/03	Indiana	78-62
100	12/2/05	Vermont	79-57
150	11/22/08	Boston	83-58
200	12/20/10	Drake	75-71
250	3/7/13	Northwestern	60-55
300	2/26/15	Wisconsin	78-74

Milestone Career Victories

Win No.	Date	Opponent	Score
100	1988	Midland Lutheran	67-65*
200	1/7/93	Illinois State	67-62#
300	1/22/98	Evansville	90-71#
400	12/4/03	Iowa State	64-39^
500	2/10/08	Penn State	73-65^
600	1/20/13	Purdue	62-46^
700	11/10/17	Quinnipiac	83-67^

Career Coaching Record: 752-359 (.677)

***Record at St. Ambrose:** 169-36 (.824)

#Record at Drake: 187-106 (.638)

Conference record at Drake: 116-60 (.659)

^Record at Iowa: 396-217 (.646)

Conference record at Iowa: 193-123 (.611)



Jan Jensen

Associate Head Coach

20th Year

Drake, 1991

Jan Jensen is in her 20th season with the Iowa women's basketball team and her 17th as associate head coach. A nationally known presence on the recruiting scene, Jensen serves as the recruiting coordinator and also works with the post players. Jensen is in her 31st season in women's college basketball (player and coach).



THE JENSEN FILE

- Helped guide Iowa to 18 postseason appearances, including 13 NCAA Tournament berths
- Guided Iowa to a postseason appearance in each of the last 12 seasons (10 NCAA, 2 WNIT)
- Helped Iowa to Big Ten Tournament Championship in 2001 and 2019 and a 2008 Big Ten Regular Season Title
- Guided Iowa to 13 upper division finishes
- Took Iowa to its first Sweet Sixteen since 1996 in 2015 and its first Elite Eight since 1993 in 2019.

RECRUITING

Integral part of developing and maintaining top-level recruiting classes at Iowa

- Helped Iowa land:
 - 8th best recruiting class in 2001 (Blue Star Index)
 - 11th best recruiting class in the country in 2011 (HoopGurls)
 - 17th best class in 2015 (ESPN HoopGurlz)
 - 18th best class in 2016 (Blue Star Basketball)
 - 28th best class in 2014 (Blue Star Basketball)
 - 33rd best class in 2008 (ESPN HoopGurlz)
 - Jensen has recruited three McDonald's All-Americans to Iowa (Samantha Logic, Lindsay Richards and Johanna Solverson)

IN THE POST

Under Jensen's tutelage, Hawkeye post players have received numerous honors

- Guided Megan Gustafson to consensus National Player of the Year, the first in Big Ten history
- Coached eight players to 18 All-Big Ten honors, including five first team selections
- Guided Megan Skouby to 2006 Big Ten Freshman of the Year and 2008 Big Ten Sixth Player of the Year honor
- Helped Jennie Lillis to a 2003 Kodak All-District selection
- Two players – Skouby and Krista VandeVenter – were invited to the USA Team Trials
- Guided Bethany Doolittle to back-to-back second team All-Big Ten honors and Big Ten All-Tournament Team accolades in 2014 and 2015. She ended her career second all-time in blocks (278) and is the single-season blocks leader (106). In the Big Ten, Doolittle is eighth in career blocks
- Jensen coached Morgan Johnson to numerous accolades, including two second team All-Big Ten honors. Under Jensen's guidance, Johnson became Iowa's career blocks leader and finished inside the top 10 in career scoring and rebounds at Iowa
- In 2009-10, Iowa's post players broke school records for rebounding and blocked shots. Morgan Johnson broke the school mark for single-season blocks, while the team broke the school record for single-season rebounding.

THE RISE OF MEGAN GUSTAFSON

- First Consensus National Player of the Year in conference history, winning ESPNW National Player of the Year, AP Player of the Year, Naismith Trophy, and USBWA Player of the Year (Ann Meyers Drysdale Trophy).
- 2019 Big Ten Athlete of the Year and Big Ten Women's Basketball Player of the Year
- Honda Sport Award Winner for Women's Basketball
- Top-3 Finalist for the Honda Cup
- Lisa Leslie Award Winner and Senior CLASS Award Winner
- Consensus First Team All-American

- Wade Trophy Finalist, John R. Wooden Award Finalist, Naismith Defensive Player of the Year Semifinalist
- Unanimous First Team All-Big Ten Selection (Coaches & Media) as a senior (three-time All-Big Ten honoree; 2018, 2019)
- Big Ten Tournament's Most Outstanding Player
- Big Ten's All-Time Leading Rebounder
- Iowa's All-Time leading scorer and rebounder
- 23 career Big Ten Player of the Week Awards – a Big Ten record
- 13-time Big Ten Player of the Week during the 2018-19 season – a Big Ten record
- Led the nation in five categories, including points per game (27.8), field goal percentage (69.6), total points (1,001), field goals made (412), and double-doubles (33). Ranked second in defensive rebounds per game (11), and third in rebounds per game (13.4) and total rebounds (481).
- Became the fourth NCAA women's basketball student-athlete and first ever post player to score 1,000 or more points in a single season
- Now owns 16 Iowa records (including class records)
- Academic All-Big Ten

JENSEN AT DRAKE

- Before becoming a Hawkeye, Jensen also served as Coach Bluder's first assistant coach and recruiting coordinator at Drake
- Her recruiting efforts were enough to land the Bulldogs two top-13 and two top-40 classes.

ON THE COURT

- As a player, Jensen was one of the best Bluder ever coached at Drake
- During her senior year, she led the nation in scoring with 29.6 points per game and was the Gateway Conference Most Valuable Player
- That year, she was a Kodak Honorable Mention All-American, a member of the All-Gateway team, and the GTE Academic All-American Player of the Year
- Jensen was also Sports Illustrated's National Player of the Week
- She currently ranks fourth on Drake's all-time scoring list (1,996), sixth in field goal percentage (.535) and eighth in rebounds (.750)
- Jensen is one of only two Drake players to have her number retired in the Knapp Center
- After college, Jensen played professionally in the European Professional Basketball League for BTV-Wuppertal in Germany
- She played there from 1992-93 and helped her club win the German Club Championship.
- In 1993, Jensen was inducted to the Iowa Girls High School Basketball Hall of Fame after leading the nation in scoring, averaging 66 points per contest her senior campaign
- Jensen is one of the few players who can say they led the nation in scoring both in high school and at a Division I university.

OFF THE COURT

- Off the court, Jensen is a leader in fundraising for the United Way of Johnson County
- Her 2006 campaign totaled over \$2 million -- with a nine percent increase in donations and a 9.7 percent increase in the number of donations
- In 2006, she was a recipient of the Corridor Business Journal Forty Under 40 Award
- In March 2007, Jensen was named the United Way of Johnson County Volunteer of the Year for her leadership of the Emerging Philanthropists Society and the Healthy Kids School-based Clinics Initiative
- In the spring of 2014, Jensen was named a recipient of the 'Women of Influence' Award by the Corridor Business Journal. The 'Women of Influence' identifies women who have made a difference in the Corridor and who are representative role models as leaders in their fields and community

PERSONAL

- Native of Kimballton, Iowa
- Jensen graduated from Drake in 1991 with a degree in Public Relations. She earned her Master's in Higher Education five years later.
- In February 2007, Jensen received the Drake Double D Award. The award is presented annually to Drake letterwinners for achievements in their chosen field or endeavor and/or community service since leaving Drake. The Double D Award is the highest honor Drake bestows on its student-athletes.
- Jensen and her spouse Julie Fitzpatrick, have a son, Jack, and a daughter, Janie.



Raina Harmon

Assistant Coach

3rd Year

Central Michigan, 2004

Raina Harmon is in her third season as an assistant coach with the University of Iowa women's basketball team. Harmon works primarily with perimeter players.

THE HARMON FILE

- Harmon helped Iowa to a 29-7 overall record
- The Hawkeyes finished second in the Big Ten with an 14-4 conference mark-
- Helped Iowa to Big Ten Tournament Championship in 2001 and 2019 and a 2008 Big Ten Regular Season Title
- With Harmon on the sidelines, the Hawkeyes returned to the NCAA Tournament for the second time since 2015-16
- Kathleen Doyle led the Big Ten in assists during the 2019 season with 114 overall and 6.3 per game. She ranked second in the conference in steals with 42, tallying 2.3 per game.
- Guided Kathleen Doyle (2019) to first team All-Big Ten honors.

AT CENTRAL MICHIGAN

- Harmon spent the last five seasons (2012-2017) as an assistant coach at Central Michigan
- Her primary responsibilities included perimeter player development, academics, and scouting
- In Harmon's five years at CMU, the Chippewas registered a combined 99-61 overall record
- The Detroit native helped guide CMU to a 2017 Mid-American Conference (MAC) Regular Season Championship, 2013 MAC Championship, three MAC West titles (2014, 2016, 2017), an NCAA Tournament berth (2013), and three WNIT appearances

PRIOR TO CENTRAL MICHIGAN

- Harmon served as the Director of Women's Basketball Operations at Michigan from 2010-12, where she assisted the coaching staff with all administrative aspects of the program
- Before Michigan, Harmon spent a season as an assistant varsity girls basketball coach at Martin Luther King Jr. Senior High School in Detroit

AS A STUDENT-ATHLETE

- Harmon played for Central Michigan from 2001-04
- In 2003, she received the Dee Pommerenk Sportsmanship Award
- Harmon also served as the president of the student-athlete advisory committee in 2003-04.

PERSONAL

- Harmon earned a bachelor's degree in sports studies from CMU in 2004
- She earned her master's degree in sports administration from Wayne State in 2009



Abby (Emmert) Stamp

Assistant Coach

11th Year

Iowa, 2008

Abby (Emmert) Stamp is in her 11th year with the Iowa women's basketball program. After spending eight seasons as Iowa's director of operations, and two seasons as director of player development, Stamp was promoted to assistant coach in 2019. Stamp is responsible for off-campus recruiting and coaches the perimeter players for the Hawkeyes. She is also responsible for film breakdown and scouting.

THE STAMP FILE

- Worked closely with Iowa student-athletes, helping them develop into strong leaders and role models in the Iowa City community
- Assisted the basketball staff in the day-to-day activities of the program
- Iowa's chief scheduler, helping to build one of the most exciting and demanding schedules in the country

AS A STUDENT-ATHLETE

- Stamp was a member of the Iowa women's basketball team from 2005-08
- Named team co-captain in 2008
- Helped lead the Hawkeyes to a 2008 Big Ten regular season championship
- Received the Dr. Christine Grant Leadership Award for women's basketball in 2008
- Stamp played in 123 career games as a Hawkeye, including 22 starts
- Her 123 games played are tied for the fourth-most of any player in Iowa women's basketball history
- Scored 299 career points, collected 144 rebounds and dished out 177 assists
- She scored a career-high 17 points against Iowa State as a junior in 2006

PERSONAL

- A native of Winterset, Iowa
- Graduated with a communications studies degree from Iowa in 2008
- Worked for the United Way of East Central Iowa before taking over as director of basketball operations
- Stamp married her husband, Quinn, in the summer of 2015. They have a daughter, Mavis.





Kathryn Reynolds

**Director of
Player Development
3rd Year
Iowa, 2015**

Kathryn Reynolds is in her third year with the Iowa women's basketball program. After two seasons as Iowa's director of operations, Reynolds was promoted to director of player development in 2019.



THE REYNOLDS FILE

- Works closely with Iowa student-athletes, helping them develop into strong leaders and role models in the Iowa City community
- Assists the basketball staff in the day-to-day activities of the program

AS A STUDENT-ATHLETE

- Letterwinner at Iowa from 2011-15
- 2015 co-captain played a pivotal role in Iowa's first Sweet Sixteen appearance since 1996
- Three-time academic All-Big Ten honoree
- Two-time Big Ten Distinguished Scholar
- Awarded the WBCA's Charles T. Stoner Law Scholarship in 2015
- 2014 WBCA Allstate Good Works Team

PERSONAL

- Graduated with a business management degree from Iowa in 2015
- Earned her Law Degree from Iowa in 2017
- Daughter of Marie and Terry Reynolds. Has one brother, Jonathan

Ugo Nwaigwe

**Director of Operations
1st Year
Wagner College, 2015**

Ugo Nwaigwe is in her first season with the Iowa women's basketball program. Nwaigwe was hired as the director of operations in July of 2019.



THE NWAIGWE FILE

- Works closely with the Hawkeye basketball staff, helping coordinate and carry out day-to-day activities of the program
- Responsible for arranging team travel and activities, supervising public service opportunities for the team, and coordinating summer camps and training tables

PRIOR TO IOWA

- Nwaigwe joined the Hawkeyes after spending 2018-19 as an assistant women's basketball coach at Graceland University.
- Helped the Jackets to a 13-17 overall record, marking the most wins for the program since the 2011-12 season.
- The Jackets opened the season with a 9-1 record – the best start to a season in program history.
- While at Graceland, Nwaigwe assisted in all aspects of the women's basketball program, including recruiting, skill development, scouting, student-athlete development, and travel coordination.

PLAYING PROFESSIONALLY

- Nwaigwe played professionally overseas in Nigeria, Spain, Angola, Portugal, and Argentina.
- Nigerian National team member in 2016 and 2017.
- She was a 2018 AfroCup Bronze Medalist with the First Bank Club of Nigeria, a 2017 African National Champion with the Nigerian Women's Senior National Team, and a member of the 2016 Nigerian Women's Senior National Team.

AS A STUDENT-ATHLETE

- In college, she helped guide her team to the WNIT Elite Eight (2016) and the American Athletic Conference semifinals (2016).
- In 2014, she was named to the Northeast Conference Defensive Player of the Year. In high school, Nwaigwe was a McDonald All-American nominee.

PERSONAL

- Nwaigwe is a 2016 Temple University master's graduate with a degree in globalization and development communications
- She obtained her bachelor's degree in 2015 from Wagner College in sociology, government and politics.



Jenni Fitzgerald

**Special Assistant
to the Head Coach
20th Year
Drake, 1990**



Jenni Fitzgerald enters her 20th year with the University of Iowa women's basketball team and her second year as associate head coach in 2019. Fitzgerald is in her 33rd season in women's college basketball as a player and coach. Fitzgerald took on a new role this season, working as the Special Assistant to the Head Coach. She is responsible for behind the scenes research, advising, and scouting.

THE FITZGERALD FILE

- Helped guide Iowa to 18-postseason appearances, including 13 NCAA Tournament berths
- Guided Iowa to a postseason appearance in each of the last 12 seasons (10 NCAA, 2 WNIT)
- Helped Iowa to Big Ten Tournament Championship in 2001 and 2019 and a 2008 Big Ten Regular Season Title
- Guided Iowa to 13 upper division finishes
- Took Iowa to its first Sweet Sixteen since 1996 in 2015 and its first Elite Eight since 1993 in 2019.

AROUND THE PERIMETER

Under Fitzgerald's tutelage, Iowa's perimeter players have garnered numerous awards.

- Has coached 15 players to a total of 32 All-Big Ten honors, including 11 first team selections
- Guided Jaime Printy to 2010 Big Ten Player of the Year honors
- Helped Melissa Dixon to the Big Ten Sixth Player of the Year award in 2013
- Mentored six players that received all-district honors and four honorable mention All-Americans (Cara Consuegra, Kachine Alexander, Printy, and Samantha Logic)
- Guided Tania Davis (2016) and Kathleen Doyle (2017) to Big Ten All-Freshman Team honors

CONSENSUS ALL-AMERICAN

Samantha Logic (2011-15)

- Named a WBCA Division I Coaches All-American, USBWA All-American, ESPN Second Team All-American, and Third Team Association Press All-American
- Logic was the only player in NCAA History to accumulate at least 1,500 career points, 800 rebounds, 800 assists, and 200 steals
- Logic surpassed Cara Consuegra (1997-2001) as Iowa's all-time assists leader and became the 31st 1,000-point scorer in program history during the 2013-14 campaign
- Logic, the Big Ten leader in assists, notched three triple-doubles, becoming the first Big Ten player to record three triple-doubles in a single season
- Was 1-of-12 players in the country to be invited to the 2015 WNBA Draft
- Selected with the 10th pick in the first round by the Atlanta Dream and was later traded to the San Antonio Stars
- The second first round draft pick in Hawkeye history, joining Toni Foster (1997, Phoenix Mercury, 8th Pick)

SCHOOL RECORDS

The Hawkeyes have broken numerous school records during Fitzgerald's time at Iowa.

- In 2009-10, Iowa shattered the single season and Big Ten record for three-pointers made and attempted and tied single season marks for assists,

- three-pointers made in a single game, and free throw percentage
- In 2012-13, Iowa set the school record for team assists (534), before shattering the record in 2013-14 (644)
- The Hawkeyes also set the school record for scoring offense in 2013-14 (78.2), leading the league in scoring while scoring the second-most points in a season in Big Ten history (2,814)
- The Hawkeyes broke the scoring offense school record averaging 79.5 points per game in 2014-15
- Melissa Dixon was crowned the NCAA statistical champion in 2014-15 after leading all Division I players in 3-point field goals per game (3.65). She is the Iowa record holder in career 3-pointers made (334), 3-pointers made in a season (124), and 3-pointers made in a game (10). Dixon also set or tied arena records for most 3-pointers in a game in at least five venues this season (Drake, Rutgers, Illinois, Northwestern, Iowa).
- Wendy Ausdemore broke or tied seven school records in her four years at Iowa while Kristi Smith became the first Hawkeye ever to amass over 400 points and 100 assists in three seasons
- In 2009-10, Kachine Alexander set new school records in free throws made and attempted in a single season
- Kamille Wahlin tied the school record for three-pointers made and set a new mark for three-pointers attempted and also became the first player in school history to record 400 career assists and 200 made 3-pointers
- Kachine Alexander became the first player in school history, and just the fifth in Big Ten history, to collect 1,000 career points, 800 career rebounds and 300 career assists.
- Jaime Printy finished her career ranked inside the top 10 in points, 3-pointers made and assists at Iowa, while also setting numerous single-game, season and career free throw marks.

LIFE BEYOND IOWA

- Four former Hawkeye guards that Fitzgerald coached continued their playing careers in the WNBA
- They include Cara Consuegra, Lindsey Meder, Crystal Smith, Kachine Alexander, and Samantha Logic

FITZGERALD AT DRAKE

- Fitzgerald is very familiar with both Lisa Bluder and fellow assistant Jan Jensen, both of whom she coached with for eight years at Drake University prior to coming to Iowa
- While at Drake, Fitzgerald worked with the guards, directed summer camps and handled the administrative duties for the Bulldog basketball program from 1993-2000
- From 1986-91, Fitzgerald was the starting point guard for the Drake Bulldogs. She was a teammate of fellow Hawkeye assistant coach Jan Jensen
- Was a senior team captain and was named to the All-Gateway Conference first team
- One of three former Drake student-athletes to receive the Drake Double D Award in 2009
- The award is presented annually to Drake letterwinners for achievements in their chosen field or endeavor and/or community service since leaving Drake. The Double D Award is the highest honor Drake bestows on its student-athletes

PERSONAL

- Graduated from Drake in 1990 with a bachelor's degree in business administration with a management major
- Completed her Master of Science degree in Physical Education, with an emphasis in Sport Management, from Southern Illinois University in 1992
- While at Southern Illinois, Fitzgerald was a graduate assistant with the Salukis.
- Fitzgerald was Iowa's 1986 Female Athlete of the Year
- Named Miss Basketball and first team all-state in basketball, volleyball and softball in 1986
- In 1995, she was inducted into the Iowa Girl's Basketball Hall of Fame
- Fitzgerald is the daughter of Bob and Jan Fitzgerald. She has an older sister, Robin, and younger brother, Randy



Ryan Gruebel

Video Coordinator


3rd Year

Ohio State, 2013

Ryan Gruebel is in his third season with the Iowa women's basketball program. Gruebel was hired as the video coordinator in 2017.

THE GRUEBEL FILE

- Oversees all scouting video operations and analytics for team
- Coordinates video exchange



PRIOR TO IOWA

- Assistant director of operations at the University of California-Berkeley (2016-17). Was responsible for creating program highlight tapes for recruitment of prospective athletes, planned, organized, and recruited high level AAU teams and California schools at team camp, elite camp, and day camp, planned and prepared all community service events for the program, and managed and created graphics for all recruiting mailings and presentations for in home visits
- Graduate assistant at Eastern Illinois University (2013-15), where he was the video coordinator, managed social media, camp director, and assisted on-court development of post players and individual workouts.
- Head manager for the Ohio State women's basketball team (2010-2013), where he was in charge of video edits and scouting reports for coaching staff and team, directly involved with customized skill development and training and for professional WNBA and FIBA basketball players, and assisted with on-court development of perimeter players in team and individual workouts.

PERSONAL

- Graduated from Ohio State University with a bachelor of science degree in business administration in 2013.
- Earned his master's of business administration in 2015 from Eastern Illinois University.



Lindsay Dinkelman

Strength and Conditioning



Jennie Sertterh

Athletic Trainer



John Bruno

Academic Coordinator



Brenda Kral

Basketball Secretary



Peggy Jenn

Equipment Manager



Josh Berka

Event Coordinator



Zach Grant

Video Productions



22 - Kathleen Doyle

Guard, 5-9, Senior
LaGrange Park, Ill.
(Benet Academy)



2018-19

- Appeared in 29 games with 27 starts after missing the first seven games of the season with a hand injury
- First Team All-Big Ten (Coaches) and Second Team All-Big Ten (Media)
- Registered single-season career highs in points, 3-pointers made, field goals made, and field goal percentage
- Has 993 career points, just seven shy of career No. 1,000
- Led the team in assists, averaging 5.9 per game – a mark that led the Big Ten and ranked 15th nationally
- Led the team in steals, averaged 2.3 per contest – the second best mark in the Big Ten
- Ranked third on the team in scoring, averaging 12.0 points per game
- Her 170 assists are the second-highest mark for a junior in program history
- Scored 10 or more points in 20 of her 29 contests
- Dished out five or more assists in 21 of 29 games
- Was just one assist shy of a double-double in Iowa's win over Nebraska on Jan. 3, registering 11 points and nine assists
- Made a career-high four 3-point field goals in Iowa's win over Michigan State
- Scored 22 points and dished out a career-best six assists in 29 minutes of action at Michigan
- Netted a team-high 22 points in Iowa's 73-70 win over Iowa State
- Academic All-Big Ten
- Distinguished Scholar Athlete

2017-2018

- Played in 30 games with 28 starts
- Second-team All-Big Ten selection (coaches) and an honorable mention honoree (media)
- Finished the season ranked 12th nationally in assists per game (6.6) and 21st in total assists (199)
- Led the Big Ten with 7.5 assists per game in conference contests
- Led the team in assists, averaging 6.6 per contest
- Scored in double figures 17 times
- Pulled down five or more rebounds on seven occasions
- Recorded the first four double-doubles of her career in Big Ten action, including wins over Illinois, No. 12 Ohio State, and Michigan St.
- Dished out six or more assists 22 times
- Record double-digit assists in five games
- Hit the game-tying 3-pointer with nine seconds left in regulation to send Iowa to overtime against Rutgers
- Recorded single-season highs in points (332), rebounds (112), assists (199), blocks (20), field goals made (116), and 3-pointers made (33)
- Hawkeye Challenge All-Tournament Team
- Academic All-Big Ten selection

2016-2017

- Big Ten All-Freshmen Team
- Started in 29 of 34 contests
- Scored 11 points, dished out a career-high eight assists, and pulled down five rebounds against Washington State on March 26
- Broke Samantha Logic's record for assists in a freshman season with seven against South Dakota on March 18
- Netted 18 points and dished out six assists in Iowa's WNIT First Round Victory over Missouri State on March 16
- Holds program record for steals by a freshman with 71 on the season
- Scored in double digits in 15 games

- Had five or more assists in 17 games
- Led team in assists with 148, averaging 4.4 per game
- Scored 10 points and recorded career highs in assists (8) and steals (4) at Indiana on Feb. 22
- Netted a career-high 21 points and dished out five assists against Maryland on Jan. 29
- Set career highs in points (17), field goals made (6), field goals attempted (11), 3-point field goals made (2), 3-point field goals attempted (5), and assists (5) in Iowa's win over Iowa State
- Registered 18 points, four assists, two steals, two rebounds, and one block in Iowa's win over Illinois (Jan. 11)
- Recorded 21 points, five assists, three steals, and two rebounds against Maryland on Jan. 29
- Scored 11 points, pulled down five rebounds, and registered four steals against Penn State on Jan. 3

HIGH SCHOOL

- ESPN HoopGurlz Top 100 recruit (No. 97)
- Ranked No. 20 by Blue Star, No. 68 by All Star Girls Report, and No. 108 by Prospect Nation in the 2016 recruiting class
- Named Illinois Miss Basketball as a senior in 2016
- Led Benet Academy to back-to-back 4A Illinois State Championships (2015, 2016)
- Two-time first team all-state selection by the Illinois Basketball Coaches Association and the Champaign News Gazette (2015, 2016)
- 2016 McDonald's All-American nominee
- Earned first team all-state honors from the Associated Press, Chicago Tribune, and News-Gazette in 2016, and second team all-state recognition from the Associated Press in 2015
- 2016 Esmark and MaxPreps All-American
- East Suburban Catholic Conference Player of the Year and Champaign News-Gazette Player of the Year in 2016
- Twice-named Daily Herald – DuPage and Naperville Sun Player of the Year (2015, 2016)
- Voted most valuable player at the Naperville Central Holiday Tournament and Naperville North Holiday Tournament twice (2015, 2016)
- Named Benet Academy MVP following her senior season
- Three-time all-conference selection (2014, 2015, 2016)
- Second-highest scorer at Benet Academy with 1,636 points in 133 career games (two points shy of the school record of 1,638 set by Jordan Wilson)
- Also recorded 516 rebounds, 442 assists, 297 steals, and 119 blocks in her career
- As a senior in 2016, the point guard netted 617 points, pulled down 171 rebounds, dished out 145 assists, recorded 93 steals, and blocked 33 shots
- Played AAU basketball for Chicago Hoops Express
- National Honors Society member

PERSONAL

- Parents are Mike and Mary Doyle
- Doyle is the youngest of six siblings, including brothers, Mick and Colin, and sisters, Annie, Bridget, and Sheila
- She is the fourth among her siblings to compete collegiately, joining Mick (baseball at Notre Dame), Annie (basketball at St. Mary's College), and Sheila (volleyball at North Carolina)
- Journalism and Spanish major

CAREER BESTS

Points:	25 vs. Ohio State (1/25/18)
Rebounds:	9 vs. Quinnipiac (11/10/17)
FGM:	9, 3x, last at Michigan (2/1/19)
FGA:	19 vs. Ohio State (1/25/18)
3-pt FGM:	4, 2x, vs. Michigan State (2/7/19)
3-pt FGA:	8 vs. Ohio State (1/25/18)
FTM:	6, 4x, last vs. Maryland (2/17/19)
FTA:	10, vs. Rutgers (1/23/19)
Assists:	11, 3x, last at Michigan State (2/1/18)
Steals:	6, vs. Michigan (2/1/19)
Blocks:	3, 3x, last vs. Indiana (3/8/19)
Minutes:	45, 2x, last at Rutgers (2/21/18)

CAREER STATS			Total		3-Point		F-Throws		Rebounds											Scoring	
Season	gp-gs	min/avg	fg-fga	pct	fg-fga	pct	ft-fa	pct	off	def	tot	avg	pf	fo	ast	to	blk	stl	pts	avg	
2016-17	34-29	976/28.7	115-294	.391	22-94	.234	61-87	.701	11	79	90	2.6	95	2	148	80	13	71	313	9.2	
2017-18	30-28	1063/35.4	116-307	.378	33-95	.347	67-98	.684	22	90	112	3.7	77	0	199	114	20	46	332	11.1	
2018-19	29-27	981/33.8	124-313	.396	36-118	.305	64-86	.744	10	77	87	3.0	79	2	170	76	11	66	348	12.0	
TOTAL	93-84	3020/32.5	355-914	.388	91-307	.296	192-271	.708	43	246	289	3.1	251	4	517	270	44	183	993	10.7	



3 - Makenzie Meyer

Guard, 5-9, Senior
Mason City, Iowa (Mason City)



2018-19

- Appeared in 34 games with 33 starts
- Registered single-season career highs in points, rebounds, assists, blocks, steals, 3-pointers made, and field goals made.
- Her 143 assists are the third-highest mark by a junior in program history
- Led the team with 62 3-pointers made – a mark that ranks fourth all-time for Iowa juniors
- Scored in double figures 15 times and netted 15 or more points six times
- Dished out four or more assists in 22 of her 33 games played
- Netted a career-best 21 points on 7-for-12 shooting from the field, including 5-for-10 from 3-point range against Western Kentucky on Nov. 13. Also dished out eight assists and pulled down seven rebounds in the contest
- Dished out a career-best 10 assists in Iowa's win at Nebraska on Feb. 25
- Academic All-Big Ten

2017-2018

- Played and started in 26 games
- Scored in double figures 14 times
- Scored 20 or more points twice
- Registered six or more assists in 10 games
- Led the team in free throw percentage, shooting 91.2 percent – the second highest single-season average in program history.
- Led the team in scoring on three occasions (Western Michigan, Iowa State, and Northwestern)
- Led the team in assists nine times
- Netted a career-high 21 points in games against Drake and Western Michigan
- Went 5-for-7 from the field and 4-for-6 from 3-point range to guide Iowa to its first win in Ames since 1989.
- Recorded single season career highs in points (281), assists (111), steals (18), blocks (6), field goals made (89), and 3-pointers made (51).
- Academic All-Big Ten selection

2016-2017

- Scored in double figures 11 times
- Started in 23 of 34 games
- Was a perfect 4-for-4 from the field and 2-for-2 from behind the arc in Iowa's win at Rutgers on Jan. 17
- Had three or more assists in 10 games
- Recorded her second career high in as many games with 16 points on 6-of-7 shooting from the field and 3-of-3 from 3-point range at No. 13 Ohio State on Feb. 12
- Set career highs in points (14), free throws made (12) and free throws attempted (14) in Iowa's overtime win against Michigan State on Feb. 9
- Dished out a career-high five assists in Iowa's win over Rutgers on Feb. 2

HIGH SCHOOL

- 2016 Iowa Miss Basketball
- 2016 Hoopgurlz Top 100 recruit (No. 79)
- Guided Mason City to its first-ever state championship in girls basketball in 2016
- Scored 1,589 career points in her high school career
- Three-time all-state selection by the Iowa Newspaper Association and Iowa Girls Coaches Association
- National Honor Society member
- Led her team to back-to-back state titles as a freshman and sophomore (2012 and 2013)

PERSONAL

- Parents are Mark and Ann Meyer
- Has one brother, Matt, and two sisters, Megan and Macy
- Brother Matt plays basketball at Coe College, sister Megan plays for Iowa women's basketball, and father Mark played baseball at Buena Vista University
- Health and Human Physiology major

CAREER BESTS

Points:	21, 3x, last vs. Western Kentucky (11/13/18)
Rebounds:	7, vs. Western Kentucky (11/13/18)
FGM:	8 vs. Western Michigan (11/19/17)
FGA:	15 vs. Drake (12/21/17)
3-pt FGM:	5, 4x, last vs. Mercer (3/22/19)
3-pt FGA:	10, 4x, last at Purdue (1/10/19)
FTM:	12 vs. Michigan State (2/9/17)
FTA:	14 vs. Michigan State (2/9/17)
Assists:	10, at Nebraska (2/25/19)
Steals:	4 at Minnesota (1/21/18)
Blocks:	3, vs. Notre Dame (11/29/18)
Minutes:	44 at Rutgers (2/21/18)

CAREER STATS

CAREER STATS			Total		3-Point		F-Throws		Rebounds												Scoring	
Season	gp-gs	min/avg	fg-fga	pct	fg-fga	pct	ft-fta	pct	off	def	tot	avg	pf	fo	ast	to	blk	stl	pts	avg		
2016-17	34-23	817/24.0	73-184	.397	42-118	.356	44-62	.710	3	51	54	1.6	60	0	64	61	4	15	232	6.8		
2017-18	26-26	821/31.6	89-218	.408	51-135	.378	52-57	.912	6	41	47	1.8	33	1	111	66	6	18	281	10.8		
2018-19	34-33	1112/32.7	103-247	.417	62-175	.354	45-51	.882	15	62	77	2.3	62	0	143	76	16	19	313	9.2		
TOTAL	94-82	2750/29.3	265-649	.408	155-428	.362	141-170	.829	24	154	178	1.9	155	1	318	203	26	52	826	8.8		



43 - Amanda Ollinger

Forward, 6-1, Senior
Cedar Rapids, Iowa (Linn-Mar)



2018-19

- Appeared in all 36 games
- Registered single-season career highs in field goal percentage (46.7 percent) and 3-point field goal percentage (33.3 percent).
- Grabbed three or more rebounds in 17 games
- Registered at least one offensive rebound in 24 games, and grabbed 2 or more offensive boards on 11 occasions
- Academic All-Big Ten

2017-2018

- Played in 31 games with five starts
- Scored five or more points eight times
- Pulled down five or more rebounds on 14 occasions
- Registered three or more assists eight times
- Recorded a career-high nine rebounds in Iowa's win over Western Michigan
- Netted a career-best 12 points on 6-of-8 shooting from the field against Nebraska
- Dished out a career-high six assists in Iowa's win over Drake
- Had her best season as a Hawkeye, registering single-season highs in every statistical category
- Academic All-Big Ten selection

2016-2017

- Appeared in 21 contests this season
- Scored five points and pulled down six rebounds in Iowa's win over Northwestern on Feb. 16
- Dished out a career-high two assists in Iowa's WNIT First Round victory over Missouri State on March 16

High School

- Named The Gazette Female Athlete of the Year in 2016
- 2016 Gazette Co-Player of the Year in girls basketball
- 2016 McDonald's All-American nominee
- First team all-state honoree in 2016 and second team all-state pick by the Iowa Newspaper Association in 2014 and 2015
- Named first team all-metro three times (2014, 2015, 2016) and honorable mention all-metro once (2013)
- Garnered all-district honors three consecutive years
- Compiled 1,343 career points and 780 career rebounds competing with Cedar Rapids Jefferson as a freshman and sophomore and Linn-Mar as a junior and senior
- Netted 445 points, pulled down 273 rebounds, recorded 73 steals, blocked 62 shots, and 50 assists as a senior
- Guided Linn-Mar to a 20-5 record and a state semifinal appearance in 2016
- Named to the Des Moines Register Elite Team in 2016
- Three-time all-conference selection
- Linn-Mar record holder for three-pointers in a game
- Played club basketball for All Iowa Attack
- Also a decorated high school volleyball player at Cedar Rapids Jefferson and Linn-Mar, earning three all-state and all-metro nods.

Personal

- Parents are Scott and Bonnie Ollinger
- Engineering major

CAREER BESTS

Points:	12, at Nebraska (1/16/18)
Rebounds:	9, vs. Western Michigan (11/19/17)
FGM:	6 at Nebraska (1/16/18)
FGA:	9 at Maryland (1/4/18)
3-pt FGM:	2, at Maryland (1/4/18)
3-pt FGA:	8 at Maryland (1/4/18)
FTM:	2, 4x, last vs. Rutgers (3/9/19)
FTA:	2, 10x, last vs. Rutgers (3/9/19)
Assists:	6, vs. Drake (12/21/17)
Steals:	3, vs. Robert Morris (12/2/18)
Blocks:	2, 4x, last at Penn State (2/3/19)
Minutes:	31 at Maryland (1/4/18)

CAREER STATS


CAREER STATS			Total		3-Point		F-Throws		Rebounds												Scoring	
Season	gp-gs	min/avg	fg-fga	pct	fg-fga	pct	ft-fta	pct	off	def	tot	avg	pf	fo	ast	to	blk	stl	pts	avg		
2016-17	21-0	111/5.3	7-22	.318	3-13	.231	3-4	.750	7	22	29	1.4	10	0	9	10	3	2	20	1.0		
2017-18	31-5	566/18.3	39-94	.415	9-46	.196	7-15	.467	41	86	127	4.1	58	1	50	38	13	16	94	3.0		
2018-19	36-0	454/12.6	35-75	.467	4-12	.333	12-22	.545	37	60	97	2.7	49	0	33	25	12	17	86	2.4		
TOTAL	88-5	1131/12.9	81-191	.424	16-71	.225	22-41	.537	85	168	253	2.9	117	1	92	73	28	35	200	2.3		



5 - Alexis Sevillian

Guard, 5-5, Junior

Goodrich, Mich. (Goodrich)



2018-19

- Played in all 36 games with 12 starts
- Registered single-season career-highs in assists (79) and steals (18)
- Scored eight or more points in eight contests this season.
- Dished out three or more assists in 11 contests, including a career-high eight at Western Kentucky.
- Registered a season-high 18 points pulled down three rebounds, and dished out three assists in Iowa's win over Oral Roberts
- Drained a 3-pointer with 2:31 left in the fourth quarter to give Iowa a six-point lead and clinch the win over No. 7 Maryland on Feb. 17.
- Registered back-to-back 3-pointers in the second half of Iowa's Sweet 16 win over N.C. State
- Academic All-Big Ten

2017-2018

- Played in 31 games with 23 starts
- Led the team in 3-pointers made (59) – the second most by a freshmen in program history
- Scored in double figures 14 times
- Made 3 or more 3-pointers in 11 games
- Netted a career-high 21 points in wins over Elon and Illinois
- Dished out a career-best six assists in Iowa's win over Western Michigan
- Scored nine points in the fourth quarter to help Iowa to a Big Ten Tournament win over Northwestern
- Academic All-Big Ten honoree

2016-2017

- Redshirted
- 2016-2017 Coaches Award Recipient

High School

- Finalist for 2016 Michigan Miss Basketball
- Best of the BEST Girls All-State Team selection, Flint Journal Dream Team Player of the Year, Rotary Club of Flint Scholar Athlete of the Year, and All-USA Michigan Girls Basketball second team selection in 2016
- 2016 McDonald's All-American nominee
- First team all-state selection in 2015 and 2016 and honorable mention all-state honoree in 2014
- Three-time all-area Dream Team and all-conference pick
- Averaged 22.9 points, 4.3 rebounds, 3.6 assists, and 3.6 steals per game as a senior guard
- Helped Goodrich to two state semi-final appearances (2013, 2015) and a 2013 state championship
- Two-year team captain
- National Honors Society member and Honor Roll student
- Played club basketball for Michigan Crossover

Personal

- Parents are Arteka and Clarence Sevillian
- Has one older sister Aketra (KeKe), who played basketball at Penn State
- Father Clarence played football at Vanderbilt
- High school teammate of Iowa guard Tania Davis
- Health and Human physiology major.

CAREER BESTS

Points:	21, 3x, last vs. Western Kentucky (11/13/18)
Rebounds:	7 at Maryland (1/4/18)
FGM:	7, 4x, last vs. Wisconsin (2/18/18)
FGA:	15, 2x, last vs. Western Michigan (11/19/17)
3-pt FGM:	5, 5x, last vs. Mercer (3/22/19)
3-pt FGA:	11 at Maryland (1/4/18)
FTM:	4, 2x, last vs. West Virginia (11/23/18)
FTA:	6, vs. West Virginia (11/23/18)
Assists:	8, vs. Western Kentucky (11/13/18)
Steals:	4 vs. Minnesota (2/4/18)
Blocks:	1, 4x, last vs. Northwestern (3/1/18)
Minutes:	38 vs. Michigan (12/31/17)

CAREER STATS

CAREER STATS			Total		3-Point		F-Throws		Rebounds											Scoring	
Season	gp-gs	min/avg	fg-fga	pct	fg-fga	pct	ft-fa	pct	off	def	tot	avg	pf	fo	ast	to	blk	stl	pts	avg	
2017-18	31-23	865/27.9	90-232	.388	59-160	.369	30-35	.857	4	62	66	2.1	43	0	73	77	5	17	269	8.7	
2018-19	36-12	642/17.8	60-166	.361	33-106	.311	18-24	.750	8	53	61	1.7	42	0	79	58	0	18	171	4.8	
TOTAL	67-35	1507/22.5	150-398	.377	92-266	.346	48-59	.814	12	115	127	1.9	85	0	152	135	5	35	440	6.6	



21 - Zion Sanders

Guard, 5-8, Junior
Evansville, Ind. (Central)



2018-19

- Appeared in 20 games
- Recorded single-season highs in every statistical category, including points (24), rebounds (14), and assists (17)
- Netted a career-high nine points, pulled down three rebounds, dished out an assist, and registered a steal in Iowa's win at Western Kentucky
- Was a perfect 3-for-3 from 3-point range in Iowa's win at Western Kentucky
- Dished out a career-best five assists in Iowa's win over Robert Morris
- Pulled down three rebounds in back-to-back games against Oral Roberts and Western Kentucky
- Registered a key steal in the second half of the Big Ten Tournament Championship game against Maryland, helping seal Iowa's first tournament win since 2001

2017-2018

- Played in 22 games
- Scored a career-high five points against Nebraska

HIGH SCHOOL

- Two-time All-State and All-City selection
- Three-time All-Conference honoree
- Two-time Kiwanis Award Winner
- 2016 Senior All-Star and 2015 Junior Core All-Star
- 2016 Southern Indiana Athletic Conference (SIAC) MVP nominee
- Guided Central High School to three sectional championships (2015-17) and a runner-up regional finish in 2016
- Helped Central to three SIAC tournament championships (2014-16) and a runner-up finish in 2013
- Averaged 16.2 points, 5.9 rebounds, and 4.4 assists in her junior campaign
- Holds the Central High School record for most assists in a career
- Played club basketball for Indiana Elite Swish (2011-14) and Best Choice United
- State qualifier in shot put and discus
- Sectional and regional champion in discus
- National Honors Society Member

PERSONAL

- Parents are Ulanda and Vincent Sanders
- Brother, Zebrie, played football at Florida State and was drafted by the Buffalo Bills
- Sister, Zuriel, plays basketball at Texas Tech
- Father Vincent played basketball at South Carolina State
- Mother Ulanda played basketball at Georgia
- Psychology major.

CAREER BESTS

Points:	9, at Western Kentucky (11/13/18)
Rebounds:	3, 4x, last at Western Kentucky (11/13/18)
FGM:	3, at Western Kentucky (11/13/18)
FGA:	3, 4x, vs. Northern Iowa (12/16/18)
3-pt FGM:	3, at Western Kentucky (11/13/18)
3-pt FGA:	3, 2x, at Western Kentucky (11/13/18)
FTM:	2, 3x, last at Notre Dame (11/29/18)
FTA:	2, 4x, last vs. Northern Iowa (12/16/18)
Assists:	3, vs. NC Central (11/17/18)
Steals:	1, 4x, last vs. West Virginia (11/23/18)
Blocks:	1 vs. Morgan State (11/22/17)
Minutes:	19 vs. NC Central (11/17/18)


CAREER STATS

Season	gp-gs	min/avg	Total		3-Point		F-Throws		Rebounds				Scoring					
			fg-fga	pct	fg-fga	pct	ft-fa	pct	off	def	tot	avg	pf	fo	ast	to	blk	stl
2017-18	22-0	89/4.0	3-6	.500	0-1	.000	7-10	.700	2	3	5	0.2	9	0	0	6	1	1
2018-19	20-0	134/6.7	8-21	.381	4-10	.400	4-6	.667	4	10	14	0.7	10	0	17	11	0	3
TOTAL	42-0	223/5.3	11-27	.407	4-11	.364	11-16	.688	6	13	19	0.5	19	0	17	17	1	4



31 - Paula Valino Ramos

Forward/Center, 6-3, Junior
Ourense, Spain
(IES Otero Pedrayo)



2018-19

- Appeared in 13 games
- Pulled down a career-best four rebounds in Iowa's win over N.C. Central.
- Dished out a career-high three assists against N.C. Central
- Academic All-Big Ten
- Distinguished Scholar Athlete

2017-2018

- Played in 11 games
- Pulled down a career-best three rebounds at UNI
- Recorded a point or a rebound in nine of her 11 games played

HIGH SCHOOL

- Has experience playing at the high school, regional, and national level
- Averaged 19.7 points and 13.3 rebounds as a senior to guide Ensino to a sixth-place finish at the Spanish National U18 Championship
- Played her junior season at Bovina High School in Boniva, Texas, as an exchange student
- Named MVP of the Year and earned Academic All-District honors in 2016
- Served as a co-captain on the U16 Spanish National Team as a sophomore
- Led team to a fourth-place finish at the FIBA European Championship
- Averaged 11.2 points, 12 rebounds, and 1.4 blocks to guide the Galicia Regional Team to a fifth-place finish at the Spanish U16 National Championships
- Helped guide the Galicia Regional Team to a third-place finish at the Spanish U15 National Championship
- Guided the Spanish National Team to a Friendly U15 International Championship as a freshman
- Graduated with Special Honors from IES Otero Pedrayo
- Selected for Regional Extraordinary Prize Examinations

PERSONAL

- Parents are Liru and Olga Valino Ramos
- Father Liru played professional basketball with CB Breogan (Lugo, Spain, 1984-85) and Caja Bilbao (Bilbao, Spain, 1985-86)
- Biochemistry major.

CAREER BESTS

Points:	3, vs. Arkansas Pine Bluff (12/9/17)
Rebounds:	4, vs. NC Central (11/17/18)
FGM:	1, 3x, last at Northern Iowa (12/16/17)
FGA:	2, 2x, last vs. Nebraska (12/17/18)
3-pt FGM:	---
3-pt FGA:	---
FTM:	2 vs. Morgan State (11/22/17)
FTA:	2, 4x, last vs. Arkansas-Pine Bluff (12/9/17)
Assists:	3, vs. NC Central (11/17/18)
Steals:	1, 2x, last vs. Arkansas Pine Bluff (12/9/17)
Blocks:	1 at Northern Iowa (12/16/17)
Minutes:	5, 3x, last vs. Wisconsin (2/18/18)

CAREER STATS			Total		3-Point		F-Throws		Rebounds											Scoring	
Season	gp-gs	min/avg	fg-fga	pct	fg-fga	pct	ft-fa	pct	off	def	tot	avg	pf	fo	ast	to	blk	stl	pts	avg	
2017-18	11-0	29/2.6	5-7	.714	0-0	.000	5-8	.625	4	6	10	0.9	4	0	2	3	1	2	15	1.4	
2018-19	13-0	21/1.6	0-1	.000	0-0	.000	0-0	.000	3	5	8	0.6	3	0	3	1	0	0	0	0.0	
TOTAL	24-0	50/2.1	5-8	.625	0-0	.000	5-8	.625	7	11	18	0.8	7	0	5	4	1	2	15	0.6	



23 - Logan Cook

Forward, 6-1, Sophomore

Iowa City, Iowa (Iowa City West)



2018-19

- Appeared in 17 games
- Netted a career-best nine points, a career-high seven rebounds, and a career-best three assists in Iowa's win over N.C. Central
- Was 3-for-4 from 3-point range in Iowa's win over N.C. Central. The three 3-point field goals marked a career best.
- Pulled down two rebounds against in-state foe Northern Iowa

HIGH SCHOOL

- Helped lead Iowa City West to a State Championship her senior season
- First-team All-State in 2018 and second-team All-State in 2017
- Helped guide Iowa City West to a semifinals appearance in the State Tournament her freshman and junior season
- Selected as a first-team all-tournament team member, first-team all-state INA Class 5A and first-team All-Conference honors in her junior season
- Led West to a 2017 Regional Championship
- Averaged 13.5 points, 6.9 rebounds, and 2 assists her senior year
- Led her team in rebounds per game (6) her sophomore season
- Led the Women of Troy with 15 points and 6.2 rebounds per game her junior season
- National Honor Society member
- Played AAU on the Iowa Barnstormers for two years

PERSONAL

- Parents are Marv and Tracy Cook
- Marv played football at Iowa, continued on to 7 years in the NFL and was two-time All-Pro Selection with the New England Patriots...he also played for the Chicago Bears and the St. Louis Rams
- Has an older brother, Drew, who plays football at Iowa

CAREER BESTS

Points:	9, vs. NC Central (11/17/18)
Rebounds:	7, vs. NC Central (11/17/18)
FGM:	3, vs. NC Central (11/17/18)
FGA:	4, vs. NC Central (11/17/18)
3-pt FGM:	3, vs. NC Central (11/17/18)
3-pt FGA:	4, vs. NC Central (11/17/18)
FTM:	1, vs. Illinois (2/14/19)
FTA:	2, vs. Illinois (2/14/19)
Assists:	3, vs. NC Central (11/17/18)
Steals:	1, vs. NC Central (11/17/18)
Blocks:	---
Minutes:	17, vs. NC Central (11/17/18)

CAREER STATS

CAREER STATS			Total		3-Point		F-Throws		Rebounds											Scoring	
Season	gp-gs	min/avg	fg-fga	pct	fg-fga	pct	ft-fa	pct	off	def	tot	avg	pf	fo	ast	to	blk	stl	pts	avg	
2018-19	17-0	66/3.9	4-8	.500	4-7	.571	1-2	.500	5	9	14	0.8	5	0	7	12	0	1	13	0.8	
TOTAL	17-0	66/3.9	4-8	.500	4-7	.571	1-2	.500	5	9	14	0.8	5	0	7	12	0	1	13	0.8	



25 - Monika Czinano

Forward/Center, 6-3, Sophomore
Watertown, Minn.
(Watertown-Mayer)



2018-19

- Appeared in 34 contests
- Netted a career-high 15 points and pulled down a career best seven rebounds in Iowa's win over N.C. Central. Was 5-for-7 in the contest
- Pulled down two or more rebounds nine times
- Was a perfect 4-for-4 from the field in Iowa's win over Robert Morris

HIGH SCHOOL

- Three-time all-conference honoree (2016, 2017, 2018)
- All-section selection by Breakdown Sports Media in 2017 and 2018
- First team All-State selection in 2018
- Team captain during her junior and senior years
- Scored 1,643 points and registered 1,035 rebounds during her high school career
- Averaged 23 points and 14 rebounds per game during her senior year
- Guided her team to back-to-back conference championships (2016, 2017)
- Played AAU for the Minnesota Fury
- Letterwinner and state qualifier in track, swimming, and volleyball
- All-conference honoree in track and field
- National Honor Society, band, and theater member

PERSONAL


- Parents are Gyula and Theresa Czinano
- Has two younger sisters, Maggie and Mallory
- Undeclared major

CAREER BESTS

Points:	15, vs. NC Central (11/17/18)
Rebounds:	7, vs. NC Central (11/17/18)
FGM:	5, vs. NC Central (11/17/18)
FGA:	7, vs. NC Central (11/17/18)
3-pt FGM:	---
3-pt FGA:	---
FTM:	5, vs. NC Central (11/17/18)
FTA:	9, vs. NC Central (11/17/18)
Assists:	2, vs. Robert Morris (12/2/18)
Steals:	1, x, last vs. vs. Illinois (2/14/19)
Blocks:	1, at Northern Iowa (12/16/18)
Minutes:	16, vs. Robert Morris (12/2/18)

CAREER STATS

CAREER STATS			Total		3-Point		F-Throws		Rebounds											Scoring	
Season	gp-gs	min/avg	fg-fga	pct	fg-fga	pct	ft-fa	pct	off	def	tot	avg	pf	fo	ast	to	blk	stl	pts	avg	
2018-19	34-0	181/5.3	28-51	.549	0-0	.000	10-20	.500	11	19	30	0.9	27	0	5	13	3	5	66	1.9	
TOTAL	34-0	181/5.3	28-51	.549	0-0	.000	10-20	.500	11	19	30	0.9	27	0	5	13	3	5	66	1.9	

**1 - Tomi Taiwo****Guard, 5-10, Sophomore
Carmel, Ind. (Carmel)****2018-19**

- Appeared in 19 game games, averaging 5.9 minutes per contest
- Netted a career-high six points twice this season, including wins against N.C. Central and Illinois
- Registered a three-pointer in four contests, including three straight games against #21 Michigan State, Ohio State, and Illinois.
- Pulled down a career-best five rebounds in Iowa's win at Ohio State. Also Netted three points and dished out an assist in the contest.

HIGH SCHOOL

- Two-time honorable mention AP All-State selection in 2017 and 2018
- One of 13 girls basketball players listed on the IndyStar All-MIC team (2017, 2018)
- Guided three different teams to a total of four sectional championships, including Roseville Area High School (Roseville, Minn.) in 2015, Homestead High School (Fort Wayne, Ind.) in 2016, and Carmel High School in 2017 and 2018
- Set a Carmel High School record for 3-pointers made in a season with 65 in 2017
- Averaged 16.4 points, 3.3 rebounds, and 2.1 steals per game during her senior year
- Played for AAU Michigan Crossover Girls EYBL and led the EYBL in free throw percentage (92.0) in 2017
- Varsity letterwinner in basketball, track, and tennis

PERSONAL

- Parents are Bola and Omobola Taiwo
- Has an older brother, Seyi
- Pre-med

CAREER BESTS

Points:	6, 2x, last vs. Illinois (2/14/19)
Rebounds:	5, at Ohio State (2/10/19)
FGM:	2, 2x, last vs. Illinois (2/14/19)
FGA:	5, vs. Michigan State (2/7/19)
3-pt FGM:	1, 3x, last vs. Illinois (2/14/19)
3-pt FGA:	2, 3x, last vs. Illinois (2/14/19)
FTM:	2, 2x, last at Illinois (1/20/19)
FTA:	3, vs. NC Central (11/17/18)
Assists:	4, vs. NC Central (11/17/18)
Steals:	2, vs. NC Central (11/17/18)
Blocks:	1, vs. Western Kentucky (11/13/18)
Minutes:	17, vs. Illinois (2/14/19)

CAREER STATS

CAREER STATS			Total		3-Point		F-Throws		Rebounds											Scoring	
Season	gp-gs	min/avg	fg-fga	pct	fg-fga	pct	ft-fa	pct	off	def	tot	avg	pf	fo	ast	to	blk	stl	pts	avg	
2018-19	19-0	113/5.9	8-20	.400	4-9	.444	6-9	.667	1	15	16	0.8	6	0	12	7	1	4	26	1.4	
TOTAL	19-0	113/5.9	8-20	.400	4-9	.444	6-9	.667	1	15	16	0.8	6	0	12	7	1	4	26	1.4	



20 - Kate Martin

Guard, 6-0, RS Freshman
Edwardsville, Ill. (Edwardsville)



2018-19

- Redshirted

HIGH SCHOOL

- Played at Edwardsville High School
- Team won the Southwestern Conference her freshman, sophomore and junior year
- Helped lead the team to a runner-up State Tournament finish in 2017 and a semifinal appearance in 2018
- Averaged 16.2 points, 5.9 rebounds, 2.88 assists and 2.13 steals in her senior year
- First-team All-State her senior season and second-team All-State her junior season
- Scored over 1,000 points
- Three-year starter
- Earned second-team all-state and all-Southwestern Conference honors
- Played AAU with Blue Star St. Louis
- Also played volleyball

PERSONAL

- Parents are Matthew and Jill Martin. Father played football at Western Illinois University
- Has two siblings, Kennedy and Trevor
- Kennedy played basketball at Truman State University
- Undecided major

11 - Megan Meyer

Guard, 5-9, Freshman
Mason City, Iowa (Mason City)



HIGH SCHOOL


- Attended Mason City High School where she was coached by head coach Curt Klaahsen.
- Three-time all-conference selection
- Four-time all-state honoree
- Two-time Globe Gazette Player of the Year (2017, 2018)
- Named to the Globe Gazette North Iowa Area Team in 2016
- Des Moines Register Player of the Year finalist (2019)
- 2016 Iowa State All-Tournament selection
- Averaged 25.1 points, 2.3 rebounds, 3.0 assists, and 3.3 steals to lead Mason City to a Class 4A Quarterfinal in 2018.
- Registered 18.5 points, 3.0 rebounds, 3.0 assists, and 2.5 steals as a sophomore in 2017.
- Helped Mason City to a Class 4A State Championship as a freshman in 2016, averaging 10.1 points, 3.0 rebounds, 2.0 assists, and 1.7 steals per game, and made the semifinals as a senior.
- Holds Mason City High School single-game records for 3-pointers made (7) and points in a game (40).
- Owns Mason City High School single-season records for 3-pointers in a season (71) and points in a season (602), and holds the career points record (1,882).
- 2016 State Qualifier in track
- Played for All-Iowa Attack -- the 2018 Nike National Champions -- under head coach Dickson Jensen.

PERSONAL

- Daughter of Mark and Ann Meyer.
- Sister of Hawkeye Makenzie Meyer.
- Has three siblings: Matt (22), Makenzie (20), and Macy (9).
- Mark played basketball at Buena Vista College

**14 - McKenna Warnock**

Guard/Forward, 6-1, Freshman
Marshall, Wis. (Monona Grove)

**HIGH SCHOOL**

- Attended Monona Grove High School under the direction of Tyler Kuehl.
- Named Miss Wisconsin Basketball (2019)
- 2019 MaxPreps All-American
- Wisconsin Gatorade Basketball Player of the Year (2019)
- Three-time Adidas All-American and selected to play for Adidas USA in Italy (2018)
- 2019 Naismith High School Girls' Watch List
- Averaged 29.7 points and 12.9 rebounds per game as a senior
- Finished career (89 games) with 2,311 points, 954 rebounds, 243 assists, 177 steals, and 159 blocks
- Voted top Wisconsin girls wing in 2019
- 2019 McDonalds All-American nominee
- Four-time unanimous first team Wisconsin State Journal all-area team
- Four-time AP all-state selection
- Four-time unanimous first team all-conference honoree
- Led the Badger South Conference in scoring and rebounding all four years
- Four-time unanimous Wisconsin Basketball Coaches Association first team honoree
- Became Monona Grove's all-time leading scorer (boys and girls) and all-time leading rebounder during junior season.
- Standout athlete in volleyball and track; four-time all-state volleyball team selection
- Played for Wisconsin Flight Elite – the 2018 adidas Gauntlet National Champions – under head coach Nic Levy and won 2018 Adidas National Championship.
- ESPN Hoopgirlz Top-100 Recruit and ranked No. 52 by Prospect Nation in 2019 class
- National Honor Society member

PERSONAL

- Daughter of Karri and Mark Warnock.
- Mom, Karri, is originally from Muscatine, Iowa.
- Has two sister, Taylor and Lyndsey

24 - Gabbie Marshall

Guard, 5-9, Freshman
Cincinnati, Ohio (Mt. Notre Dame)

**HIGH SCHOOL**

- Attended Mount Notre Dame High School where she was coached by Dr. Scott Rogers
- Four-time first team all-conference honoree
- Four-time all-district selection, including first team accolades as a junior in 2018
- Three-time all-state selection
- Four-year varsity letterwinner
- Named Mount Notre Dame's Most Valuable Player and Offensive Player of the Year in 2017, 2018, and 2019
- Earned team Defensive Player of the Year honors in 2016
- Two-time conference champion
- 2017 and 2019 state champion
- GGCL Conference Player of the Year
- McDonald's All-American Nominee and USA Today All-USA Ohio Second Team
- Started 29 games as a senior, leading Mount Notre Dame in steals (73) and three-pointers (42.6 percent)
- Shot 53.2 percent from 3-point range and 50.5 percent from the field as a junior
- Started 21 games as a junior, leading Mount Notre Dame in scoring (15.6), steals (3.0), and three-pointers (53.2 percent)
- Started all 30 games as a sophomore in 2017, averaging 13.9 points, 2.5 rebounds, 1.9 assists, and 3.2 steals per game to lead Mount Notre Dame to a state championship
- Started 23 games as a freshman in 2016, averaging 11.4 points, 3.1 rebounds, 2.4 assists, and 2.7 steals to lead her team to a conference championship
- Played for Sports City U under head coach Bryce McKey

PERSONAL

- Daughter of Ernest and Marne Marshall.
- Father played four year of basketball at Bellarmine University.
- Mom played a year of basketball at Aquinas College.
- Has three siblings, Noah, Luke, and Lily.



Iowa Women's Basketball
Iowa Season Schedule/Results & Leaders (as of Oct 09, 2019)
All games

RECORD:	OVERALL	HOME	AWAY	NEUTRAL
ALL GAMES	29-7	17-0	7-5	5-2
CONFERENCE	14-4	9-0	5-4	0-0
NON-CONFERENCE	15-3	8-0	2-1	5-2

Date	Opponent	Score	Att.	High Points	High Rebounds
11/09/18	ORAL ROBERTS	W 90-77	3644	(23)Megan Gustafson	(17)Megan Gustafson
11/13/18	at Western Kentucky	W 104-67	1301	(29)Megan Gustafson	(12)Megan Gustafson
11/17/18	N.C. CENTRAL	W 106-39	3238	(20)Megan Gustafson	(10)Megan Gustafson
11/23/18	vs West Virginia	W 84-81		(28)Megan Gustafson	(16)Megan Gustafson
11/24/18	vs Florida State	67-71 L	325	(22)Tania Davis	(9)Hannah Stewart
11/29/18	at Notre Dame	71-105 L	7968	(26)Megan Gustafson	(10)Megan Gustafson
12/02/18	ROBERT MORRIS	W 92-63	3457	(32)Megan Gustafson	(12)Megan Gustafson
12/05/18	IOWA ST.	W 73-70	6289	(22)Kathleen Doyle	(16)Megan Gustafson
12/08/18	IUPUI	W 72-58	3571	(32)Megan Gustafson	(10)Megan Gustafson
12/16/18	UNI	W 83-57	6860	(28)Megan Gustafson	(12)Megan Gustafson
12-21-18	at Drake	W 91-82	6107	(44)Megan Gustafson	(14)Megan Gustafson
12/30/18	*at Michigan St.	70-84 L	9520	(30)Megan Gustafson	(14)Megan Gustafson
01/03/19	*NEBRASKA	W 77-71	4391	(28)Megan Gustafson	(17)Megan Gustafson
01/07/19	*WISCONSIN	W 71-53	3428	(21)Megan Gustafson	(12)Megan Gustafson
01/10/19	*at Purdue	57-62 L	5843	(19)Megan Gustafson	(13)Megan Gustafson
01/14/19	*at Minnesota	W 81-63	5439	(34)Megan Gustafson	(13)Megan Gustafson
01/17/19	*MICHIGAN	W 75-61	6287	(21)Megan Gustafson	(16)Megan Gustafson
01/20/19	*at Illinois	W 94-75	3019	(27)Megan Gustafson	(12)Megan Gustafson
01/23/19	*RUTGERS	W 72-66	6035	(32)Megan Gustafson	(12)Megan Gustafson
01/27/19	*PURDUE	W 72-58	9319	(25)Megan Gustafson	(11)Megan Gustafson
02/01/19	*at Michigan	81-90 L	2160	(27)Megan Gustafson	(9)Megan Gustafson
2/3/19	*at Penn State	W 81-61	2815	(30)Megan Gustafson	(14)Hannah Stewart
02/07/19	*MICHIGAN ST.	W 86-71	6287	(41)Megan Gustafson	(14)Megan Gustafson
02/10/19	*at Ohio St.	W 78-52	5344	(29)Megan Gustafson	(16)Megan Gustafson
02/14/19	*ILLINOIS	W 88-66	6877	(27)Megan Gustafson	(17)Megan Gustafson
02/17/19	*MARYLAND	W 86-73	10716	(31)Megan Gustafson	(17)Megan Gustafson
02/21/19	*at Indiana	73-75 L	3812	(26)Megan Gustafson	(12)Megan Gustafson
02/25/19	*at Nebraska	W 74-58	5071	(29)Megan Gustafson	(20)Megan Gustafson
03/03/19	*NORTHWESTERN	W 74-50	12051	(34)Megan Gustafson	(12)Megan Gustafson
03/08/19	vs Indiana	W 70-61		(30)Megan Gustafson	(17)Megan Gustafson
03/09/19	vs Rutgers	W 72-67	4415	(20)Megan Gustafson	(12)Megan Gustafson
03/10/19	vs Maryland	W 90-76	4427	(45)Megan Gustafson	(10)Megan Gustafson
03/22/19	MERCER	W 66-61	10720	(30)Megan Gustafson	(16)Megan Gustafson
03/24/19	MISSOURI	W 68-52	12376	(24)Megan Gustafson	(19)Megan Gustafson
03/30/19	vs NC State	W 79-61	6544	(27)Megan Gustafson	(13)Megan Gustafson
04/01/19	vs Baylor	53-85 L	4164	(23)Megan Gustafson	(9)Megan Gustafson

* = Conference game

Attendance Summary	Games	Attend	Avg/Game
Home	17	115546	6797
Away	12	58399	4867
Neutral	7	19875	2839
Total	36	193820	5384



RECORD:	OVERALL	HOME	AWAY	NEUTRAL
ALL GAMES	29-7	17-0	7-5	5-2
CONFERENCE	14-4	9-0	5-4	0-0
NON-CONFERENCE	15-3	8-0	2-1	5-2

#	Player	gp-gs	min	avg	Total		3-Point		F-Throw		Rebounds				pf	dq	a	to	blk	stl	pts	avg
					fg-fga	fg%	3fg-fga	3fg%	ft-fa	ft%	off	def	tot	avg								
10	Megan Gustafson	36-36	1231	34.2	412-592	.696	1-1	1.000	176-223	.789	100	381	481	13.4	79	1	62	58	63	15	1001	27.8
21	Hannah Stewart	36-36	1029	28.6	179-319	.561	0-0	.000	43-56	.768	72	169	241	6.7	91	2	82	79	25	42	401	11.1
11	Tania Davis	36-36	1238	34.4	124-294	.422	53-137	.387	71-83	.855	6	91	97	2.7	38	0	162	73	0	34	372	10.3
22	Kathleen Doyle	29-27	981	33.8	124-313	.396	36-118	.305	64-86	.744	10	77	87	3.0	79	2	170	76	11	66	348	12.0
03	Makenzie Meyer	34-33	1112	32.7	103-247	.417	62-175	.354	45-51	.882	15	62	77	2.3	62	0	143	76	16	19	313	9.2
05	Alexis Sevellian	36-12	642	17.8	60-166	.361	33-106	.311	18-24	.750	8	53	61	1.7	42	0	79	58	0	18	171	4.8
43	Amanda Ollinger	36-0	454	12.6	35-75	.467	4-12	.333	12-22	.545	37	60	97	2.7	49	0	33	25	12	17	86	2.4
25	Monika Czinano	34-0	181	5.3	28-51	.549	0-0	.000	10-20	.500	11	19	30	0.9	27	0	5	13	3	5	66	1.9
01	Tomi Taiwo	19-0	113	5.9	8-20	.400	4-9	.444	6-9	.667	1	15	16	0.8	6	0	12	7	1	4	26	1.4
24	Zion Sanders	20-0	134	6.7	8-21	.381	4-10	.400	4-6	.667	4	10	14	0.7	10	0	17	11	0	3	24	1.2
23	Logan Cook	17-0	66	3.9	4-8	.500	4-7	.571	1-2	.500	5	9	14	0.8	5	0	7	12	0	1	13	0.8
31	Paula Valino Ramos	13-0	21	1.6	0-1	.000	0-0	.000	0-0	.000	3	5	8	0.6	3	0	3	1	0	0	0	0.0
Team											72	70	142					9				
Total.....		36	7202		1085-2107	.515	201-575	.350	450-582	.773	344	1021	1365	37.9	491	5	775	498	131	224	2821	78.4
Opponents.....		36	7199		941-2344	.401	231-755	.306	309-455	.679	450	745	1195	33.2	642	-	482	433	82	271	2422	67.3

RECORD:	OVERALL	HOME	AWAY	NEUTRAL
ALL GAMES	29-7	17-0	7-5	5-2
CONFERENCE	14-4	9-0	5-4	0-0
NON-CONFERENCE	15-3	8-0	2-1	5-2

BIG

#	Player	gp-gs	min	avg	Total		3-Point		F-Throw		Rebounds								a	to	blk	stl	pts	avg
					fg-fga	fg%	3fg-fga	3fg%	ft-fa	ft%	off	def	tot	avg	pf	dq								
10	Megan Gustafson	36-36	1231	34.2	412-592	.696	1-1	1.000	176-223	.789	100	381	481	13.4	79	1	62	58	63	15	1001	27.8		
21	Hannah Stewart	36-36	1029	28.6	179-319	.561	0-0	.000	43-56	.768	72	169	241	6.7	91	2	82	79	25	42	401	11.1		
11	Tania Davis	36-36	1238	34.4	124-294	.422	53-137	.387	71-83	.855	6	91	97	2.7	38	0	162	73	0	34	372	10.3		
22	Kathleen Doyle	29-27	981	33.8	124-313	.396	36-118	.305	64-86	.744	10	77	87	3.0	79	2	170	76	11	66	348	12.0		
03	Makenzie Meyer	34-33	1112	32.7	103-247	.417	62-175	.354	45-51	.882	15	62	77	2.3	62	0	143	76	16	19	313	9.2		
05	Alexis Sevellian	36-12	642	17.8	60-166	.361	33-106	.311	18-24	.750	8	53	61	1.7	42	0	79	58	0	18	171	4.8		
43	Amanda Ollinger	36-0	454	12.6	35-75	.467	4-12	.333	12-22	.545	37	60	97	2.7	49	0	33	25	12	17	86	2.4		
25	Monika Czinano	34-0	181	5.3	28-51	.549	0-0	.000	10-20	.500	11	19	30	0.9	27	0	5	13	3	5	66	1.9		
01	Tomi Taiwo	19-0	113	5.9	8-20	.400	4-9	.444	6-9	.667	1	15	16	0.8	6	0	12	7	1	4	26	1.4		
24	Zion Sanders	20-0	134	6.7	8-21	.381	4-10	.400	4-6	.667	4	10	14	0.7	10	0	17	11	0	3	24	1.2		
23	Logan Cook	17-0	66	3.9	4-8	.500	4-7	.571	1-2	.500	5	9	14	0.8	5	0	7	12	0	1	13	0.8		
31	Paula Valino Ramos	13-0	21	1.6	0-1	.000	0-0	.000	0-0	.000	3	5	8	0.6	3	0	3	1	0	0	0	0.0		
Team											72	70	142							9				
Total.....		36	7202		1085-2107	.515	201-575	.350	450-582	.773	344	1021	1365	37.9	491	5	775	498	131	224	2821	78.4		
Opponents.....		36	7199		941-2344	.401	231-755	.306	309-455	.679	450	745	1195	33.2	642	-	482	433	82	271	2422	67.3		



1986 Mideast Region

2nd Round - Tennessee (L), 68-73 in Knoxville, TN

1987 Midwest Region (No. 3 seed)

2nd Round - New Orleans (W), 69-46 in Iowa City
Sweet 16 - Georgia (W), 62-60 in Monroe, LA
Elite 8 - Louisiana Tech (L), 65-66 in Monroe, LA

1988 West Region (No. 1 seed)

2nd Round - Stephen F. Austin (W), 83-65 in Iowa City
Sweet 16 - Southern Cal. (W), 76-67 in Long Beach, CA
Elite 8 - Long Beach State (L), 78-98 in Long Beach, CA

1989 Midwest Region (No. 3 seed)

2nd Round - Tennessee Tech (W), 77-75 in Iowa City
Sweet 16 - Stanford (L), 74-98 in Ruston, LA

1990 Mideast Region (No. 3 seed)

2nd Round - Vanderbilt (L), 56-61 in Iowa City

1991 West Region (No. 6 seed)

1st Round - Montana (W), 64-53 in Missoula, MT
2nd Round - Washington (L), 53-70 in Seattle, WA

1992 Midwest Region (No. 1 seed)

2nd Round - Missouri State (L), 60-61 (ot) in Iowa City

1993 Mideast Region (No. 2 seed)

2nd Round - Old Dominion (W), 82-56 in Norfolk, VA
Sweet 16 - Auburn (W), 63-50 in Iowa City
Elite 8 - Tennessee (W), 72-56 in Iowa City
Final Four - Ohio State (L), 72-73 (ot) in Atlanta, GA

1994 Midwest Region (No. 3 seed)

1st Round - Mt. St. Mary's (W), 70-47 in Iowa City
2nd Round - Alabama (L), 78-84 in Iowa City

1996 Mideast Region (No. 2 seed)

1st Round - Butler (W), 72-67 in Iowa City
2nd Round - DePaul (W), 72-71 in Iowa City
Sweet 16 - Vanderbilt (L), 63-74 in Rosemont, IL

1997 Midwest Region (No. 9 seed)

1st Round - North Carolina State (W), 56-50 in Storrs, CT
2nd Round - Connecticut (L), 53-72 in Storrs, CT

1998 Midwest Region (No. 4 seed)

1st Round - Massachusetts (W), 77-59, in Iowa City
2nd Round - Kansas (L), 58-62, in Iowa City

2001 Midwest Region (No. 4 seed)

1st Round - Oregon (W), 89-82 (OT), in Salt Lake City, UT
2nd Round - Utah (L), 69-78, in Salt Lake City, UT

2002 Mideast Region (No. 9 seed)

1st Round - Virginia (W), 69-62, in Storrs, CT
2nd Round - Connecticut (L), 48-86, in Storrs, CT

2004 East Region (No. 9 seed)

1st Round - Virginia Tech (L), 89-76, in Blacksburg, VA

2006 San Antonio Region (No. 10 seed)

1st Round - BYU (L), 67-62, in Denver, CO

2008 New Orleans Region (No. 9 seed)

1st Round - Georgia (L), 67-61, in Norfolk, VA

2009 Oklahoma City Region (No. 8 seed)

1st Round - Georgia Tech (L), 76-62, in Iowa City, IA

2010 Sacramento Region (No. 8 seed)

1st Round - Rutgers (W), 70-63, in Stanford, CA
2nd Round - Stanford (L), 67-96, in Stanford, CA

2011 Spokane Region (No. 6 seed)

1st Round - Gonzaga (L), 86-92, in Spokane, WA

2012 South Bend Region (No. 9 seed)

1st Round - California (L), 74-84, in South Bend, IN

2013 Norfolk Region (No. 9 seed)

1st Round - Miami (W), 69-53, in Iowa City
2nd Round - Notre Dame (L), 57-74, in Iowa City

2014 Louisville Region (No. 6 seed)

1st Round - Marist (W), 87-65, in Iowa City
2nd Round - Louisville (L), 53-83, in Iowa City

2015 Oklahoma City Region (No. 3 seed)

1st Round - American (W), 75-67, in Iowa City
2nd Round - Miami (W), 88-70, in Iowa City
Sweet 16 - Baylor (L), 66-81, in Oklahoma City

2018 Los Angeles Region (No. 6 seed)

1st Round - Creighton (L), 70-76, in Los Angeles

2019 Greensboro Region (No. 2 seed)

1st Round - Mercer (W), 66-61, in Iowa City
2nd Round - Missouri (W), 68-52, in Iowa City
Sweet 16 - NC State (W), 79-61, in Greensboro, N.C.
Elite 8 - Baylor (L), 85-53, Greensboro, N.C.

26 NCAA Tournament appearances
7 Sweet Sixteens
4 Elite Eights
1993 Final Four

**1986-87 (26-5, 17-1)**

The 1986-87 team won its first Big Ten Championship when the Hawkeyes claimed a share of the title with a 17-1 conference record. The team would go on and advance to the Elite Eight in the NCAA Tournament.

1987-88 (29-2, 17-1)

The 1987-88 Hawkeyes won their first outright Big Ten Championship with a 17-1 regular season conference mark. The team finished the season ranked No. 2 in the final Associated Press poll.

1988-89 (27-5, 16-2)

In 1988-89, the Hawkeyes claimed a share of the Big Ten Championship with a 15-3 mark. This group of Hawkeyes would extend its home winning streak to 41 games, the second-longest in the nation at the time.

1989-90 (23-6, 15-3)

During the 1989-90 season, the Hawkeyes won a share of the Big Ten Championship with a 15-3 conference record. The Hawkeyes finished the season ranked No. 10 in the final Associated Press poll.

1991-92 (25-4, 16-2)

The 1991-92 Hawkeyes won the Big Ten Championship outright with a 16-2 conference record. Iowa finished the season ranked No. 7 in the AP poll.

1992-93 (27-4, 16-2)

With a 16-2 conference record, Iowa claimed a share of the Big Ten title during the 1992-93 season. This special group of Hawkeyes would go on to become the only Iowa team to advance to the Final Four.

1995-96 (27-4, 15-1)

The 1995-96 Hawkeyes finished with a 15-1 mark to win their seventh Big Ten title. This group of Hawkeyes finished the season ranked No. 7 in the AP poll.

1997 Big Ten Tournament (18-12, 9-7)

The 1996-97 Hawkeyes finished fourth in the Big Ten during the regular season and needed to win the Big Ten Tournament in order to advance to the NCAA Tournament. Iowa defeated Northwestern, Indiana and Illinois to win its first Big Ten Tournament title.

1997-98 (18-11, 13-3)

Iowa's 1997-98 squad finished the regular season with a 13-3 conference mark to secure its eighth Big Ten Championship. The team finished the season ranked No. 24 in the final Associated Press poll.

2001 Big Ten Tournament (21-10, 12-4)

In Lisa Bluder's first year at Iowa, the 2000-01 Hawkeyes finished second in the Big Ten. The Hawkeyes knocked off Indiana, Illinois and Purdue to win the first Big Ten Tournament crown under Bluder.

2007-08 (21-11, 13-5)

In 2008, Iowa won a share of the Big Ten regular season championship, its ninth in school history. The Hawkeyes won a Big Ten-season-best eight-straight during league play.

2019 Big Ten Tournament (29-7, 14-4)

In 2019, the Hawkeyes won their second Big Ten Tournament title under head coach Lisa Bluder. The team finished second in the regular season and knocked off Indiana, Rutgers, and No. 8 Maryland in the tournament.



Naismith Player of the Year

Megan Gustafson, 2019

Associated Press Player of the Year

Megan Gustafson, 2019

ESPNw National Player of the Year

Megan Gustafson, 2019

U.S. Basketball Writers' Player of the Year

Megan Gustafson, 2019

Lisa Leslie Award Winner

Megan Gustafson, 2019

Naismith All-American

Michelle Edwards, 1988

Kodak All-American

Michelle Edwards, 1988

Franthea Price, 1990

Toni Foster, 1993

Cara Consuegra, 2001 (Honorable Mention)

Jennie Lillis, 2003 (Honorable Mention)

Crystal Smith, 2006 (Honorable Mention)

State Farm Coaches/WBCA All-American

Kachine Alexander, 2010, 2011 (Honorable Mention)

Samantha Logic, 2014 (Honorable Mention), 2015

Megan Gustafson, 2018 (Honorable Mention), 2019 (First Team)

U.S. Basketball Writers' All-American

Michelle Edwards, 1988

Necole Tunsil, 1994

Samantha Logic, 2015

Megan Gustafson, 2018 (Second Team), 2019

Champion National Player of the Year

Michelle Edwards, 1988

Chicago Tribune Silver Basketball Recipient

Michelle Edwards, 1988

Franthea Price, 1990

Tangela Smith, 1996

Associated Press All-American

Amy Herrig, 1999 (Honorable Mention)

Cara Consuegra, 2001 (Honorable Mention)

Kachine Alexander, 2010, 2011 (Honorable Mention)

Jaime Printy, 2011 (Honorable Mention)

Samantha Logic, 2014 (Honorable Mention), 2015 (Third Team)

Megan Gustafson, 2018 (Second Team), 2019 (First Team)

USA Today All-American

Megan Gustafson, 2018 (Second Team)

Sports Illustrated All-American

Megan Gustafson, 2018 (First Team)

College Sports Madness All-American

Megan Gustafson, 2018 (Second Team)

ESPNw National Player of the Year

Megan Gustafson, 2019

WBCA District/Region All-American

Kachine Alexander, 2010, 2011

Shanda Berry, 1989

Michelle Edwards, 1987, 1988

Toni Foster, 1992, 1993

Megan Gustafson, 2018, 2019

Cindy Haugejorde, 1980

Jolette Law, 1990

Jennie Lillis, 2003

Samantha Logic, 2014, 2015

Franthea Price, 1989, 1990

Necole Tunsil, 1994

Crystal Smith, 2006

Kristi Smith, 2008

Tangela Smith, 1998

Academic All-America of the Year

Ally Disterhoft, 2016, 2017

Academic All-America

Ally Disterhoft, 2015, 2016, 2017

Samantha Logic, 2015

Lindsey Meder, 2001, 2002

NCAA Post-Graduate Scholarship Recipient

Jolynn Schneider, 1988

Tiffany Gooden, 1998

Shannon Perry, 1998

Cara Consuegra, 2001

Lindsey Meder, 2002

Jennie Lillis, 2004

Ally Disterhoft, 2017

Robin Roberts/WBCA Sports Communications Scholarship

Shannon Perry, 1998

Jennie Lillis, 2004

Street & Smith's Preseason All-American

Shanda Berry, 1988

Michelle Edwards, 1986, 1987

Toni Foster, 1991, 1992

Tia Jackson, 1993, 1994

Franthea Price, 1988, 1989

Stephanie Schueler, 1990

ESPN Preseason All-American

Samantha Logic, 2015 (Second Team)

Senior CLASS AWARD

Samantha Logic, 2015

Megan Gustafson, 2019

Preseason Naismith Player of the Year Honorable Mention Nominee

Tangela Smith, 1996-97

Nadine Domond, 1997-98

Wade Trophy Finalist

Megan Gustafson, 2019

John R. Wooden Award Finalist

Megan Gustafson, 2019

Naismith Defensive Player of the Year Semifinalist

Megan Gustafson, 2019

United States Pan American Team

Cindy Haugejorde, 1977

Michelle Edwards, 1991

Amy Herrig, 1999

Lisa Bluder, 2015 (head coach)

Kathleen Doyle, 2019

United States Olympic Trials

Lisa Becker, 1984

Shanda Berry, 1988, 1996

Michelle Edwards, 1988, 1992

Cindy Haugejorde, 1980

Franthea Price, 1988



United States World Junior National Team

Shanda Berry (alternate), 1985
Franthea Price, 1986

United States World University Games Team

Amy Herrig, 1997
Lisa Bluder, 2001 (Asst. Coach)

United States Team Trials

Lindsey Meder, 2001
Megan Skouby, 2006
Krista VandeVenter, 2005
Jaime Printy, 2011

United States World Championship Qualifying Team

Shanda Berry, 1993

United States Select Team

Lisa Becker, 1985, 1987
Shanda Berry, 1986, 1987
Michelle Edwards, 1986
Cindy Haugejorde, 1978
Amy Herrig, 1996
Lisa Long, 1986
Franthea Price, 1989
Tangela Smith, 1996

National Olympic Festival

Shanda Berry, 1985
Nadine Domond, 1995
Michelle Edwards, 1985
Toni Foster, 1987, 1991
Tiffany Gooden, 1995
Amy Herrig, 1995
Lisa Long, 1985
Cathy Marx, 1991
Franthea Price, 1985, 1986
Jolynn Schneider, 1986
Tangela Smith, 1995
Trisha Waugh, 1987

United States William R. Jones Cup Team

Shanda Berry, 1987
Nadine Domond, 1997
Jolette Law, 1988
Franthea Price, 1987
Tangela Smith, 1997
Angie Lee, 1998 (Asst. Coach)

Canadian Junior National Team

Christina Buttenham, 2014, 2015

WBCA Regional Coach of the Year

Lisa Bluder, 2001, 2008, 2018, 2019

First Team All-Big Ten

Kachine Alexander, 2010, 2011
Shanda Berry, 1989
Cara Consuegra, 2001
Ally Disterhoft, 2017
Kathleen Doyle, 2019
Michelle Edwards, 1986, 1987, 1988
Toni Foster, 1991, 1992, 1993
Megan Gustafson, 2017, 2018, 2019 (*Unanimous*)
Amy Herrig, 1999
Jolette Law, 1989, 1990
Jennie Lillis, 2003

Samantha Logic, 2014, 2015
Lisa Long, 1987
Lindsey Meder, 2001, 2002
Randi Peterson, 2001
Franthea Price, 1988, 1990
Stephanie Schueler, 1991
Tangela Smith, 1996, 1998
Crystal Smith, 2006
Kristi Smith, 2008, 2009
Necole Tunsil, 1994

Second Team All-Big Ten

Kachine Alexander, 2009
Shanda Berry, 1988
Jamie Cavey, 2005
Cara Consuegra, 2000
Ally Disterhoft, 2015, 2016, 2017
Melissa Dixon, 2015
Nadine Domond, 1998
Bethany Doolittle, 2014, 2015
Kathleen Doyle, 2018, 2019
Tiffany Gooden, 1996
Angela Hamblin, 1998
Morgan Johnson, 2012, 2013
Lisa Long, 1985, 1986
Jennie Lillis, 2002, 2004
Lindsey Meder, 2000
Franthea Price, 1989
Jaime Printy, 2010, 2011
Stephanie Schueler, 1990
Megan Skouby, 2006
Johanna Solverson, 2008

Third Team All-Big Ten

Wendy Ausdemore, 2007, 2009
Jamie Cavey, 2004
Kristi Faulkner, 2003, 2004
Angela Hamblin, 1997
Samantha Logic, 2013
Jaime Printy, 2012
Crystal Smith, 2005
Kristi Smith, 2007
Kamille Wahlin, 2010, 2012

Honorable Mention All-Big Ten

Laurie Aaron, 1992, 1993
Wendy Ausdemore, 2008
Lisa Becker, 1985, 1987
Tricia Blair, 1987
Robin Christian, 1989
Karen Clayton, 1996
Cara Consuegra, 1999
Tania Davis, 2019
Ally Disterhoft, 2014
Nadine Domond, 1996, 1997
Tia Jackson, 1993, 1995
Lynn Kennedy, 1985, 1986
Jolette Law, 1988
Cathy Marx, 1994
Jaime Printy, 2013
Jolynn Schneider, 1988
Megan Skouby, 2007, 2009
Tangela Smith, 1997
Necole Tunsil, 1992, 1993
Krista VandeVenter, 2006
Kamille Wahlin, 2011



Big Ten Athlete of the Year

Megan Gustafson, 2019

Big Ten Coach of the Year

Lisa Bluder, 2001, 2008, 2010

Angie Lee, 1996

C. Vivian Stringer, 1991, 1993

Big Ten Player of the Year

Michelle Edwards, 1988

Franthea Price, 1990

Toni Foster, 1993

Tangela Smith, 1998

Megan Gustafson (media), 2018, 2019

Big Ten Freshman of the Year

Lisa Becker, 1984

Franthea Price, 1987

Jaime Printy, 2010

Tiffany Gooden, 1995

Megan Skouby, 2006

Big Ten Sixth Player of the Year

Melissa Dixon, 2013

Megan Skouby, 2008

Big Ten All-Freshman Team

Tania Davis, 2016

Ally Disterhoft, 2014

Kathleen Doyle, 2017

Megan Gustafson, 2016

Samantha Logic, 2012

Jaime Printy, 2010 (unanimous)

Megan Skouby, 2006

Johanna Solverson, 2002

Kamille Wahlin, 2009

Big Ten All-Defensive Team

Bethany Doolittle, 2014

Crystal Smith, 2006

Kachine Alexander, 2010, 2011

Megan Gustafson, 2019

Big Ten All-Tournament Team

Angela Hamblin, 1996, 1997 *

Tangela Smith, 1997, 1998

Cara Consuegra, 2001 *

Randi Peterson, 2001

Kachine Alexander, 2010

Kelli Krei, 2010

Kamille Wahlin, 2010

Ally Disterhoft, 2014

Bethany Doolittle, 2014, 2015

Samantha Logic, 2014

Megan Gustafson, 2018, 2019*

* Most Outstanding Player

Academic All-Big Ten

Jenna Armstrong, 2003, 2004

Wendy Ausdemore, 2007, 2008, 2009

Lisa Becker, 1986, 1987

Christina Battenham, 2016, 2017

Jamie Cavey, 2003, 2004, 2005

Kelsey Cermak, 2009, 2010, 2011

Karen Clayton, 1994, 1995, 1996

Megan Considine, 2011, 2012

Cara Consuegra, 1999, 2000, 2001

Ally Disterhoft, 2015, 2016, 2017

Bethany Doolittle, 2013, 2015

Kathleen Doyle, 2018, 2019

Hannah Draxten, 2010, 2011, 2012

Kristi Faulkner, 2002, 2003, 2004

Tiffany Gooden, 1996, 1997, 1998

Jenee Graham, 2006, 2007

Megan Gustafson, 2018, 2019

Felicia Hall, 1989

Kalli Hansen, 2012

Amy Herrig, 1997, 1998, 1999

Whitney Jennings, 2016

Morgan Johnson, 2011, 2012, 2013

Morgan Kasperek, 2004, 2005, 2006

Alexa Kastanek, 2015, 2016, 2017

Susan Koering, 1995, 1996, 1997

Kelly Krei, 2010, 2011, 2012

Jennie Lillis, 2002, 2003, 2004

Samantha Logic, 2013, 2014, 2015

Leah Magner, 2001, 2002

Becca McCann, 2002, 2003, 2004

Lindsey Meder, 2000, 2001, 2002

Makenzie Meyer, 2018, 2019

Trisha Nesbitt, 2011, 2012, 2013

Shannon Perry, 1996, 1997, 1998

Kali Peschel, 2014, 2015, 2016

Jaime Printy, 2011, 2012, 2013

Tiffany Reedy, 2004, 2005, 2006

Lindsay Richards, 2004

Amanda Ollinger, 2018, 2019

Randi Peterson, 1999, 2000, 2001

Laura Podolak, 2000

Jody Ratigan, 1988, 1989, 1990

Kathryn Reynolds, 2013, 2014, 2015

Stacy Schlapkohl, 2008

Hailey Schneden, 2015, 2016, 2017

Jolynn Schneider, 1988

Alexis Sevillian, 2018, 2019

Becky Shrigley, 1990, 1992

Kristi Smith, 2008

Hannah Stewart, 2017, 2018, 2019

Paula Valino Ramos, 2019

Krista VandeVenter, 2006, 2007, 2008

Kamille Wahlin, 2010, 2011, 2012

Trisha Waugh, 1990, 1991

**Michelle Edwards (1984-88)**

A native of Boston, and a Class of 2014 Women's Basketball Hall of Fame inductee, Michelle Edwards is one of the most decorated players in Iowa women's basketball history. The 5-foot-9 guard, nicknamed "Ice", amassed a career record of 97-22 from 1984-1988. During her four years, Edwards led the Hawkeyes to three NCAA Tournament appearances and two Big Ten titles. In 1988, she was named the Champion Products National Player of the Year, the highest honor in women's collegiate basketball. Edwards garnered several other honors that year including being named a Kodak All-American, a Naismith All-American, a USBWA All-American, the Big Ten Player of the Year, and the University of Iowa Athlete of the Year. In her senior season, Edwards also led Iowa to its first ever national No. 1 ranking, along with a record of 29-2 overall and 17-1 in the Big Ten. She paced the Hawkeyes, averaging 20 points, 4.8 rebounds, 4.5 assists, and 2.9 steals. The three-time first team All-Big Ten selection is the only Hawkeye to have her jersey retired (No. 30). Edwards ranks high in several Iowa statistical categories, including third in career assists (431), fourth in career scoring (1,821), and third in career steals (235). She also ranks second among single season scoring leaders (621). Edwards -- inducted into the University of Iowa Athletics Hall of Fame in 2000 -- played in the National Olympic Festival in 1985 and was a member of the U.S. Select Team in 1986. In 1991, she was part of the United States Pan American Team, and she also competed in the U.S. Olympic Trials in 1988 and 1992. Upon graduation, Edwards played professionally in Italy for nine seasons before joining the WNBA during its inaugural year in 1997. She then spent three seasons with the Cleveland Rockers and two seasons with the Seattle Storm.

Franthea Price (1986-90)

Franthea Price -- a 2013 National Iowa Varsity Club Athletics Hall of Fame inductee -- played for the Hawkeyes from 1986-1990, and in her senior season, she became the second Kodak All-American in school history. The four-year starter from River Rouge, Mich., had an impressive career at Iowa, which began with her being named the Big Ten Freshman of the Year in 1987. Price was named first team All-Big Ten in 1988 and 1990, and second team All-Big Ten in 1989. In her senior year, Price earned the honor of Big Ten Player of the Year and led the conference in scoring at 19.8 points per game. The 5-foot-9 forward led the Hawkeyes in several statistical categories that year including scoring (21.2), rebounding (7.1), steals (2.9), and 3-point field goals (47). A consistent contributor, Price scored in double figures in 34 of her last 35 games. She holds the school record for career steals with 321, and is tied for first for most steals in a single game with nine. Price also ranks sixth in career scoring (1,742), eighth in career assists (387), and 11th in career rebounds (726). Outside of Iowa, Price was a member of the U.S. World Junior National Team in 1986 and competed in the National Olympic Festival in 1985 and 1986. In 1987, Price won a gold medal as part of the United States William R. Jones Cup team, and she was a member of the United States Select team in 1989. Price also competed in the U.S. Olympic Trials in 1988. After finishing her career at Iowa, Price played professionally in Spain for several years before joining the WNBA's Sacramento Monarchs in 1998.

Toni Foster (1989-93)

A 6-foot-1 forward from Chicago, Toni Foster was named a Kodak All-American in 1993 and was a finalist for Champion Player of the Year. Foster played for the Hawkeyes from 1989-1993, and led the team in both scoring and rebounding for three consecutive years, a feat accomplished only once previously. A three-time first team All-Big Ten selection, Foster was named the Big Ten Player of the Year in 1993. She was also named the 1993 SportsChannel Player of the Year. During her senior season, Price led Iowa in scoring (15.7), rebounding (8.2), and blocked shots (1.3). She collected 27 double-doubles during her illustrious career, including nine in her senior year. In Iowa's career statistical categories, Foster ranks third in rebounds (887) and fifth in blocks (145). She also ranks seventh in scoring (1,606) and 13th in steals (167). Foster competed in the National Olympic Festival in 1987 and 1991. When the WNBA was formed in 1997, Foster was the seventh overall pick and was selected by the Phoenix Mercury. She spent two seasons with the Mercury before joining the Seattle Storm in 1999 by way of an expansion draft.



Samantha Logic (2012-15)

Samantha Logic, a four-year starter for the Hawkeyes from 2012-15, became the fourth consensus All-American in Iowa women's basketball history in 2015. Logic, the only player in NCAA history to accumulate at least 1,500 career points, 800 rebounds, 800 assists, and 200 steals, earned All-America accolades from the WBCA, Associated Press, USBWA, and ESPN after leading the Hawkeyes to their first Sweet Sixteen appearance since 1996 and the program's sixth overall. The Racine, Wisconsin, native was named to the Oklahoma City Regional All-Tournament Team after recording her sixth career triple-double against No. 5 Baylor (13 points, 10 rebounds, 14 assists); the feat marks only the 14th triple-double in the history of the NCAA Tournament and her 14 assists are an Iowa NCAA Tournament record. Success continued off the court for Logic, who was named a Capital One Academic All-American, won the Senior CLASS Award, and received the Big Ten Medal of Honor in 2015. She also earned three Academic All-Big Ten honors. Logic ends her career second in assists in Big Ten history (Samantha Prahalis of Ohio State is first (901)) and 11th in NCAA History. She ranks first in program history in career assists and starts (135), second in steals (260) and rebounds (922), and 10th in scoring (1,546). Logic led the Big Ten in assists in league play in each of her last three seasons. Her six career triple-doubles mark the second-highest total in the history of NCAA women's basketball, and the most by any player as a member of the Big Ten. She recorded 33 career double-doubles (third-most in program history), dished out double-digit assists 28 times in her career (the most in program history), and started all 135 games of her Hawkeye career. Logic, one of 12 players in the country to be invited to attend the 2015 WNBA Draft in person, was selected as the 10th pick in the first round by the Atlanta Dream. She spent a few months with the Dream before joining the San Antonio Stars. Logic is the second first round WNBA draft pick in program history and the 12th Iowa draftee overall.

Megan Gustafson (2015-2019)

Megan Gustafson ended her career as the most decorated Hawkeye in program history. She is the first Big Ten student to be named consensus national player of the year (Associated Press, ESPN, Naismith, USBWA). She was also named the Honda Sport Award winner for basketball and was one of three finalists for the Honda Cup. Her resume includes the Lisa Leslie Award, SeniorCLASS Award, Big Ten Women's Basketball Player of the Year, Big Ten Athlete of the Year, unanimous first team All-Big Ten selection, Most Outstanding Player of the Big Ten Tournament, and consensus first team All-American (Associated Press, U.S. Basketball Writers' Association, ESPNW). She was a Wade Trophy finalist, John R. Wooden Award finalist, and Naismith Defensive Player of the Year finalist. During her senior season (2018-19), Gustafson netted 1,001 points to become just the fourth Division I female student-athlete, and the only post player, to eclipse 1,000 points in a single season. The Port Wing, Wisconsin, native owns 16 Iowa school records, including career marks for points (2,804) and rebounds (1,460). Gustafson led the nation in five categories as a senior, including points per game (27.8), field goal percentage (69.9), total points (1,001), and double-doubles (33). She also holds conference career records for rebounds (1,460), field goal percentage (.657), and double-doubles (88). Gustafson's No. 10 jersey was retired in April 2019.



1.	2,804	Megan Gustafson	2015-19
2.	2,102	Ally Disterhoft	2014-17
3.	2,059	Cindy Haugejorde	1976-80
4.	1,906	Lindsey Meder	1998-02
5.	1,841	Jaime Printy	2010-13
6.	1,821	Michelle Edwards	1984-88
7.	1,762	Jennie Lillis	2000-04
8.	1,742	Franthea Price	1986-90
9.	1,606	Toni Foster	1989-93
10.	1,598	Tangela Smith	1994-98
11.	1,582	Morgan Johnson	2010-13
12.	1,546	Samantha Logic	2012-15
13.	1,483	Kamille Wahlin	2009-12
14.	1,480	Melissa Dixon	2012-15
15.	1,455	Kristi Smith	2005-09
16.	1,439	Megan Skouby	2005-09
17.	1,353	Bethany Doolittle	2012-15
18.	1,343	Wendy Ausdemore	2005-09
19.	1,335	Lisa Becker	1983-87
20.	1,319	Amy Herrig	1995-99
21.	1,283	Necole Tunsil	1990-94
22.	1,265	Jamie Cavey	2001-05
23.	1,242	Kristi Faulkner	2001-04
24.	1,239	Kachine Alexander	2008-11
25.	1,230	Lisa Long	1983-87
26.	1,193	Crystal Smith	2002-06
27.	1,160	Tia Jackson	1990-95
28.	1,147	Cara Consuegra	1997-01
29.	1,137	Jolette Law	1986-90
30.	1,130	Johanna Solverson	2002-05, 08
31.	1,129	Lisa Anderson	1980-84
32.	1,100	Shanda Berry	1985-89
33.	1,048	Kim Howard	1978-82
34.	1,046	Robin Anderson	1980-85
35.	1,024	Tiffany Gooden	1994-98



Alabama

The Series: Alabama leads, 1-0

Largest Margin of Defeat: 12 points (1993-94)

1993-94 _____ at Iowa, L 72-84

Alaska

The Series: Iowa leads, 1-0

Largest Margin of Victory: 21 points (1979-80)

1979-80 _____ at Alaska, W 73-52

Albany

The Series: Iowa leads, 1-0

Largest Margin of Victory: 22 points (2011-12)

2011-12 _____ at Iowa, W 82-60

American

The Series: Iowa leads, 1-0

Largest Margin of Victory: 8 points (2014-15)

2014-15 _____ at Iowa (NCAA), W 75-67

Appalachian State

The Series: Iowa leads, 1-0

Largest Margin of Victory: 2 points (1995-96)

1995-96 _____ at Neutral, W 68-66

Arizona State

The Series: Arizona State leads, 1-0

Largest Margin of Defeat: 2 points (2007-08)

2007-08 _____ at Neutral, L 58-60

Arkansas

The Series: Arkansas leads, 3-0

Largest Margin of Defeat: 26 points (1997-98)

1997-98 _____ at Neutral, L 57-83

1999-00 _____ at Arkansas, L 65-72

2014-15 _____ at Neutral, L 67-77

Arkansas-Pine Bluff

The Series: Iowa leads, 2-0

Largest Margin of Victory: 40 points (2017-18)

2013-14 _____ at Iowa, W 76-38

2017-18 _____ at Iowa, W 85-45

Arkansas State

The Series: Iowa leads, 2-0

Largest Margin of Victory: 14 points (2004-05)

2004-05 _____ at Neutral, W 66-52

2010-11 _____ at Neutral, W 50-47

Auburn

The Series: Tied, 2-2

Largest Margin of Victory: 13 points (1992-93)

Largest Margin of Defeat: 36 points (1999-00)

1987-88 _____ at Neutral, W 73-69

1992-93 _____ at Iowa, W 63-50

1998-99 _____ at Auburn, L 55-78

1999-00 _____ at Iowa, L 55-91

Ball State

The Series: Ball State leads, 1-0

Largest Margin of Defeat: 36 points (2015-16)

2015-16 _____ at Iowa (WNIT), L 72-77

Baylor

The Series: Baylor leads, 2-0

Largest Margin of Defeat: 32 points (2018-19)

2014-15 _____ at Neutral (Sweet 16), L 66-81

2018-19 _____ at Neutral (Elite Eight), L 53-85

Biola

The Series: Iowa leads, 1-0

Largest Margin of Victory: 5 points (1981-82)

1981-82 _____ at Neutral, W 73-68

Boise State

The Series: Iowa leads, 1-0

Largest Margin of Victory: 55 points (1996-97)

1996-97 _____ at Neutral, W 89-34

Boston

The Series: Iowa leads, 2-0

Largest Margin of Victory: 25 points (2x, last 2008-09)

1986-87 _____ at Iowa, W 70-48

2008-09 _____ at Iowa, W 83-58

Boston College

The Series: Tied, 1-1

Largest Margin of Victory: 10 points (2013-14)

Largest Margin of Defeat: 5 points, (1986-87)

2009-10 _____ at Iowa, L 67-72

2013-14 _____ at Neutral, W 78-68

Bradley

The Series: Iowa leads, 6-1

Largest Margin of Victory: 43 points (1999-00)

Largest Margin of Defeat: 8 points (2011-12)

1982-83 _____ at Bradley, W 85-82

1983-84 _____ at Iowa, W 70-46

1985-86 _____ at Iowa, W 75-39

1999-00 _____ at Iowa, W 92-49

2010-11 _____ at Iowa, W 91-53

2011-12 _____ at Bradley, L 88-96

2015-16 _____ at Iowa, W 60-53

Brigham Young

The Series: Brigham Young leads, 3-0

Largest Margin of Defeat: 24 points (1979-80)

1979-80 _____ at Iowa, L 79-103

1980-81 _____ at Neutral, L 76-87

2005-06 _____ at Neutral, L 62-67

Bucknell

The Series: Iowa leads, 1-0

Largest Margin of Victory: 58 points (1992-93)

1992-93 _____ at Neutral, W 97-39

Butler

The Series: Iowa leads, 2-1

Largest Margin of Victory: 23 points (2003-04)

Largest Margin of Defeat: 10 points (2011-12)

1995-96 _____ at Iowa, W 72-67

2003-04 _____ at Iowa, W 83-60

2011-12 _____ at Neutral, L 74-84

California

The Series: California leads, 2-0

Largest Margin of Defeat: 33 points (2008-09)

1982-83 _____ at Neutral, L 66-89

2008-09 _____ at Neutral, L 43-76

Cal-Poly

The Series: Iowa leads, 1-0

Largest Margin of Victory: 7 points (1981-82)

1981-82 _____ at Iowa, W 64-57

Cal-State Northridge

The Series: Iowa leads, 1-0

Largest Margin of Victory: 11 points (1997-98)

1997-98 _____ at Iowa, W 67-56

Central College

The Series: Iowa leads, 4-2

Largest Margin of Win: 26 points (1977-78)

Largest Margin of Defeat: 10 points (1977-78)

1975-76 _____ at Iowa, L 56-69

1975-76 _____ at Iowa, W 57-54

1976-77 _____ at Iowa, W 54-52

1977-78 _____ at Iowa, W 70-44

1977-78 _____ at Central, L 66-76

1978-79 _____ at Central, W 76-70

Central Michigan

The Series: Iowa leads, 1-0

The Largest Margin of Victory: 11 points (2010-11)

2010-11 _____ at Iowa, W 90-79

Central Missouri

The Series: Central Missouri leads, 5-1

Largest Margin of Victory: 6 points (1981-82)

Largest Margin of Defeat: 28 points (1981-82)

1975-76 _____ at Central Missouri, L 56-72

1977-78 _____ at Iowa, L 63-70

1978-79 _____ at Central Missouri, L 62-72

1979-80 _____ at Iowa, L 76-89

1981-82 _____ at Iowa, W 68-62

1981-82 _____ at Central Missouri, L 53-81

Charlotte

The Series: Iowa leads, 3-0

Largest Margin of Victory: 22 points (1992-93)

1992-93 _____ at Iowa, W 60-38

2002-03 _____ at Iowa, W 85-70

2017-18 _____ at Neutral, W 77-64

Clarke College

The Series: Iowa leads, 1-0

Largest Margin of Victory: 36 points (1975-76)

1975-76 _____ at Iowa, W 68-32

Coe College

The Series: Coe College leads, 3-1

Largest Margin of Victory: 18 points (1975-76)

Largest Margin of Defeat: 11 points (1975-76)

1974-75 _____ at Iowa, L 45-47

1975-76 _____ at Iowa, L 58-59

1975-76 _____ at Iowa, W 66-48

1975-76 _____ at Coe, L 51-62

**Colorado***The Series: Tied, 3-3**Largest Margin of Victory: 26 points (2000-01)**Largest Margin of Defeat: 9 points (2000-01)*

1992-93 _____ at Neutral, L 70-72

2000-01 _____ at Iowa, W 92-66

2001-02 _____ at Colorado, L 83-92

2013-14 _____ at Colorado, L 87-90

2014-15 _____ at Iowa, W 78-63

2016-17 _____ at Iowa (WNIT), W 80-62

Colorado State*The Series: Iowa leads, 1-0**Largest Margin of Victory: 7 points (1979-80)*

1979-80 _____ at Colorado State, W 74-67

Connecticut*The Series: Connecticut leads, 4-3**Largest Margin of Victory: 35 points (1983-84)**Largest Margin of Defeat: 38 points (2001-02)*

1983-84 _____ at Iowa, W 78-43

1989-90 _____ at Iowa, W 81-49

1990-91 _____ at Connecticut, W 58-41

1996-67 _____ at Connecticut, L 53-72

1997-98 _____ at Neutral, L 55-65

1999-00 _____ at Iowa, L 45-73

2001-02 _____ at Connecticut, L 48-86

Cornell College*The Series: Iowa leads, 1-0**Largest Margin of Victory: 68 points (1974-75)*

1974-75 _____ at Iowa, W 91-23

Creighton*The Series: Iowa leads, 7-6**Largest Margin of Victory: 43 points (2001-02)**Largest Margin of Defeat: 12 points (2001-02)**Overtime Record: 1-1**Last 10 Games: 6-4*

1981-82 _____ at Creighton, L 66-74

1985-86 _____ at Iowa, W 66-60

1994-95 _____ at Iowa, L 53-63

1995-96 _____ at Creighton, W 68-41

2001-02 _____ at Iowa, W 86-43

2002-03 _____ at Iowa, L 64-70

2002-03 _____ at Creighton, L 82-89

2003-04 _____ at Iowa, L 72-84 (ot)

2004-05 _____ at Iowa, W 67-52

2004-05 _____ at Creighton, W 91-82 (ot)

2005-06 _____ at Iowa, W 74-64

2006-07 _____ at Creighton, W 75-60

2017-18 _____ at NCAA, L 70-76

Dartmouth*The Series: Iowa leads, 1-0**Largest Margin of Victory: 18 points (2007-08)*

2007-08 _____ at Iowa, W 61-43

Dayton*The Series: Iowa leads, 2-0**Largest Margin of Victory: 7 points (2014-15)**Overtime Record: 1-0*

2013-14 _____ at Iowa, W 97-93 (ot)

2014-15 _____ at Iowa, W 90-83

Delta State*The Series: Delta State leads, 2-0**Largest Margin of Defeat: 23 points (1983-84)*

1979-80 _____ at Iowa, L 73-77

1983-84 _____ at Delta State, L 70-93

Denver*The Series: Iowa leads, 2-0**Largest Margin of Victory: 34 points (2002-03)*

2001-02 _____ at Denver, W 84-72

2002-03 _____ at Iowa, W 83-49

DePaul*The Series: Iowa leads, 5-0**Largest Margin of Victory: 14 points (1990-91)*

1979-80 _____ at Iowa, W 58-56

1980-81 _____ at DePaul, W 97-87

1989-90 _____ at Iowa, W 70-58

1990-91 _____ at DePaul, W 66-52

1995-96 _____ at Iowa, W 72-71

Detroit*The Series: Iowa leads, 1-0**Largest Margin of Victory: 23 points (2007-08)*

2007-08 _____ at Iowa, W 65-42

Drake*The Series: Drake leads, 26-25**Largest Margin of Victory: 46 points (1992-93)**Largest Margin of Defeat: 35 points (1981-82)**Overtime Record: 1-1**Last 10 Games: 9-1*

1974-75 _____ at Drake, L 64-75

1975-76 _____ at Drake, L 62-65

1975-76 _____ at Iowa, W 67-42

1976-77 _____ at Iowa, L 59-82

1976-77 _____ Neutral, L 56-64

1977-78 _____ at Iowa, L 66-77

1977-78 _____ Neutral, L 60-88

1978-79 _____ at Drake, L 80-94

1978-79 _____ at Iowa, L 63-96

1978-79 _____ Neutral, L 71-101

1979-80 _____ at Iowa, L 62-71

1979-80 _____ at Drake, L 67-76

1980-81 _____ at Iowa, L 71-74

1980-81 _____ at Drake, L 56-83

1981-82 _____ at Iowa, L 63-77

1981-82 _____ at Drake, L 61-96

1982-83 _____ at Drake, L 75-88

1983-84 _____ at Iowa, L 56-58

1984-85 _____ at Drake, L 59-69

1985-86 _____ at Iowa, L 63-64

1986-87 _____ at Drake, W 71-57

1987-88 _____ at Iowa, W 74-38

1988-89 _____ at Drake, W 97-54

1989-90 _____ at Iowa, W 70-58

1990-91 _____ at Drake, W 74-49

1992-93 _____ at Iowa, W 90-44

1993-94 _____ at Drake, W 73-64

1995-96 _____ at Iowa, W 67-44

1996-97 _____ at Drake, L 59-80

1997-98 _____ at Iowa, W 63-60 (ot)

1998-99 _____ at Drake, L 73-86

1999-00 _____ at Iowa, L 59-84

2000-01 _____ at Drake, L 58-73

2001-02 _____ at Iowa, L 72-75 (ot)

2002-03 _____ at Drake, W 72-52

2003-04 _____ at Iowa, W 79-65

2004-05 _____ at Drake, W 80-69

2005-06 _____ at Iowa, W 92-72

2006-07 _____ at Drake, W 77-70

2007-08 _____ at Iowa, W 62-50

2008-09 _____ at Drake, W 71-53

2009-10 _____ at Iowa, W 73-61

2010-11 _____ at Drake, W 75-71

2011-12 _____ at Iowa, W 71-46

2012-13 _____ at Drake, W 82-65

2013-14 _____ at Iowa, W 73-51

2014-15 _____ at Drake, W 100-98

2015-16 _____ at Iowa, W 89-76

2016-17 _____ at Drake, L 76-81

2017-18 _____ vs. Drake, W 79-66

2018-19 _____ at Drake, W 91-82

Duke*The Series: Duke leads, 1-0**Largest Margin of Defeat: 24 points (2008-09)*

2008-09 _____ at Duke, L 47-71

Eastern Kentucky*The Series: Iowa leads, 1-0**Largest Margin of Victory: 4 points (1992-93)*

1992-93 _____ at Neutral, W 67-63

Elon*The Series: Iowa leads, 1-0**Largest Margin of Victory: 13 points (2017-18)*

2017-18 _____ at Neutral, W 74-61

Evansville*The Series: Iowa leads, 1-0**Largest Margin of Victory: 12 points (1983-84)*

1983-84 _____ at Neutral, W 76-64

Florida*The Series: Tied, 1-1**Largest Margin of Victory: 3 points (2004-05)**Largest Margin of Defeat: 10 points (1996-97)*

1996-97 _____ at Florida, L 58-68

2004-05 _____ at Neutral, W 65-62

Florida Atlantic*The Series: Iowa leads, 1-0**Largest Margin of Victory: 25 points (1994-95)*

1994-95 _____ at Neutral, W 67-42



Florida International

The Series: Iowa leads, 2-1

Largest Margin of Victory: 10 points (2006-07)

Largest Margin of Defeat: 1 point (2012-13)

2003-04 _____ at FIU, W 93-86

2006-07 _____ at Iowa, W 72-62

2012-13 _____ at FIU, L 65-66

Florida State

The Series: Florida State leads, 3-0

Largest Margin of Defeat: 14 points (2012-13)

2012-13 _____ at Florida State, L 69-83

2017-18 _____ at Iowa, L 93-94

2018-19 _____ at Nuetral, L 67-71

George Washington

The Series: George Washington leads, 2-0

Largest Margin of Defeat: 14 points (2000-01)

Overtime Record: 0-1

2000-01 _____ at GW, L 64-78

2015-16 _____ at Neutral, L, 77-81 (2 OT)

Georgia

The Series: Georgia leads, 3-2

Largest Margin of Victory: 9 points (1987-88)

Largest Margin of Defeat: 27 points (1995-96)

1986-87 _____ at Neutral, W 62-60

1987-88 _____ at Iowa, W 65-56

1990-91 _____ at Neutral, L 51-62

1995-96 _____ at Neutral, L 52-79

2007-08 _____ at Neutral, L 61-67

Georgia Tech

The Series: Georgia Tech leads, 2-0

Largest Margin of Defeat: 19 points (2008-09)

2007-08 _____ at Iowa, L 57-76

2008-09 _____ at Iowa, L 62-76

Gonzaga

The Series: Iowa leads, 3-1

Largest Margin of Victory: 15 points (2x, last 2009-10)

Largest Margin of Defeat: 6 points (2010-11)

2001-02 _____ at Neutral, W, 69-54

2009-10 _____ at Neutral, W 69-54

2010-11 _____ at Gonzaga, L 86-92

2014-15 _____ at Neutral, W 79-67

Graceland

The Series: Graceland leads, 1-0

Largest Margin of Defeat: 2 points (1975-76)

1975-76 _____ at Iowa, L 52-54

Grambling State

The Series: Iowa leads, 1-0

Largest Margin of Victory: 14 points (1988-89)

1988-89 _____ at Neutral, W 80-66

Grand View

The Series: Iowa leads, 4-3

Largest Margin of Victory: 33 points (1980-81)

Largest Margin of Defeat: 59 points (1975-76)

1974-75 _____ at Grand View, L unavailable

1975-76 _____ at Iowa, L 53-112

1977-78 _____ at Grand View, W 88-73

1978-79 _____ at Iowa, W 72-69

1979-80 _____ at Grand View, W 99-66

1980-81 _____ at Iowa, W 81-68

1981-82 _____ at Grand View, L 54-76

Hampton

The Series: Iowa leads, 1-0

Largest Margin of Victory: 33 points (2016-17)

2016-17 _____ at Iowa, W 84-51

Harvard

The Series: Iowa leads, 1-0

Largest Margin of Victory: 9 points (2011-12)

2011-12 _____ at Iowa, W 90-81

Houston

The Series: Iowa leads, 2-1

Largest Margin of Victory: 15 points (1993-94)

Largest Margin of Defeat: 6 points (2003-04)

1993-94 _____ at Neutral, W 59-44

2003-04 _____ at Iowa, L 64-70

2015-16 _____ at Neutral, W, 64-50

Howard

The Series: Iowa leads, 1-0

Largest Margin of Victory: 33 points (1989-90)

1989-90 _____ at Iowa, W 90-57

Idaho State

The Series: Iowa leads, 2-0

Largest Margin of Victory: 48 points (2013-14)

1982-83 _____ at Iowa, W 74-65

2013-14 _____ at Iowa, W 95-47

Illinois

The Series: Iowa leads, 57-19

Largest Margin of Victory: 51 points (1987-88)

Largest Margin of Defeat: 26 points (1999-00)

Overtime Record: 1-0

Last 10 Games: 8-2

1974-75 _____ at Iowa, W 62-46

1975-76 _____ at Illinois, W 63-54

1976-77 _____ At Neutral, L 40-53

1976-77 _____ at Illinois, L 54-58

1977-78 _____ at Iowa, L 60-62

1978-79 _____ at Illinois, L 53-60

1979-80 _____ at Iowa, W 71-44

1980-81 _____ at Illinois, L 76-78

1981-82 _____ at Iowa, L 51-76

1982-83 _____ at Iowa, L 69-71

1982-83 _____ at Illinois, L 69-71

1983-84 _____ at Illinois, L 55-64

1983-84 _____ at Iowa, W 74-65

1984-85 _____ at Illinois, W 66-61

1984-85 _____ at Iowa, W 79-66

1985-86 _____ at Iowa, W 74-57

1985-86 _____ at Illinois, L 68-78

1986-87 _____ at Iowa, W 80-53

1986-87 _____ at Illinois, W 70-64

1987-88 _____ at Illinois, W 90-63

1987-88 _____ at Iowa, W 87-36

1988-89 _____ at Illinois, W 82-64

1988-89 _____ at Iowa, W 82-50

1989-90 _____ at Iowa, W 85-51

1989-90 _____ at Illinois, W 59-51

1990-91 _____ at Iowa, W 63-47

1990-91 _____ at Illinois, W 63-43

1991-92 _____ at Iowa, W 68-42

1991-92 _____ at Illinois, W 56-36

1992-93 _____ at Illinois, W 65-57

1992-93 _____ at Iowa, W 77-58

1993-94 _____ at Iowa, W 53-37

1993-94 _____ at Illinois, W 55-52

1994-95 _____ at Iowa, W 59-51

1994-95 _____ at Illinois, W 69-61

1995-96 _____ at Iowa, W 73-55

1995-96 _____ at Illinois, W 73-64

1995-96 _____ at Big Ten, W 74-56

1996-97 _____ at Illinois, L 75-83

1996-97 _____ at Big Ten, W 63-56

1997-98 _____ at Iowa, W 82-71

1998-99 _____ at Iowa, W 89-86

1988-99 _____ at Illinois, L 73-86

1999-00 _____ at Illinois, L 60-86

1999-00 _____ at Iowa, W 80-73

2000-01 _____ at Illinois, W 75-64

2000-01 _____ at Big Ten, W 86-79

2001-02 _____ at Iowa, W 79-71

2002-03 _____ at Iowa, L 72-82

2002-03 _____ at Illinois, L 58-73

2003-04 _____ at Iowa, W 91-73

2003-04 _____ at Illinois, W 89-64

2004-05 _____ at Illinois, W 72-58

2004-05 _____ at Iowa, W 87-63

2005-06 _____ at Iowa, W 84-65

2005-06 _____ at Illinois, W 71-60

2006-07 _____ at Iowa, L 69-74

2007-08 _____ at Illinois, W 60-58

2008-09 _____ at Illinois, W 72-62

2008-09 _____ at Iowa, W 69-56

2009-10 _____ at Illinois, W 74-65

2009-10 _____ at Iowa, W 77-67

2010-11 _____ at Illinois, W 80-69

2010-11 _____ at Iowa, W 83-64

2011-12 _____ at Iowa, W 69-62 (OT)

2012-13 _____ at Illinois, L 62-74

2013-14 _____ at Iowa, W 69-55

2013-14 _____ at Illinois, W 81-56

2013-14 _____ at Big Ten, W 81-62

2014-15 _____ at Illinois, L 61-73

2015-16 _____ at Iowa, W 61-56

2016-17 _____ at Illinois, L 65-70

2016-17 _____ at Iowa, W 78-58

2017-18 _____ at Iowa, W 84-71

2018-19 _____ at Illinois, W 94-75

2018-19 _____ at Iowa, W 88-66

**Illinois State***The Series: Iowa leads, 6-1**Largest Margin of Victory: 25 points (1996-97)**Largest Margin of Defeat: 42 points (1975-76)*

1975-76	at Iowa, L 48-90
1978-79	at ISU, W 82-71
1984-85	at Iowa, W 65-57
1986-87	at ISU, W 71-56
1996-97	at Iowa, W 66-41
2009-10	at Iowa, W 75-67
2012-13	at Iowa, W 74-64

Illinois-Chicago*The Series: Tied, 1-1**Largest Margin of Victory: 17 points (1981-82)**Largest Margin of Defeat: 1 point (1980-81)*

1980-81	at Illinois-Chicago, L 77-78
1981-82	at Iowa, W 69-52

Indian Hills CC*The Series: Iowa leads, 2-0**Largest Margin of Victory: 23 points (1976-77)*

1976-77	at Iowa, W 70-47
1976-77	at IHCC, W 74-53

Indiana*The Series: Iowa leads, 51-18**Largest Margin of Victory: 38 points (1989-90)**Largest Margin of Defeat: 28 points (1974-75)**Overtime Record: 1-1**Last 10 Games: 7-3*

1974-75	at Iowa, L 58-86
1982-83	at IU, L 51-68
1982-83	at Iowa, L 59-65
1983-84	at Iowa, W 54-50
1983-84	at IU, L 62-68
1984-85	at Iowa, W 69-49
1984-85	at IU, L 48-63
1985-86	at IU, W 47-46
1985-86	at Iowa, W 63-47
1986-87	At Neutral, W 63-56
1986-87	at IU, W 60-49
1986-87	at Iowa, W 71-50
1987-88	at Iowa, W 72-48
1987-88	at IU, W 71-47
1988-89	at Iowa, W 77-61
1988-89	at IU, W 70-63 (ot)
1989-90	at IU, W 63-52
1989-90	at Iowa, W 85-47
1990-91	at IU, L 59-74
1990-91	at Iowa, W 86-55
1991-92	at Iowa, W 80-71
1991-92	at IU, W 59-57
1992-93	at Iowa, W 79-50
1992-93	at IU, W 68-46
1993-94	at IU, L 58-82
1993-94	at Iowa, L 59-63
1994-95	at Iowa, W 60-55
1994-95	at IU, L 49-57
1995-96	at IU, W 64-56
1995-96	at Iowa, W 77-51
1996-97	at UI, W 78-58

1996-97	at Big Ten, W 87-53
1997-98	at Iowa, W 82-71
1998-99	at Iowa, W 66-58
1998-99	at IU, W 73-69
1999-00	at Iowa, W 82-68
1999-00	at IU, L 67-70
2000-01	at Iowa, W 83-56
2000-01	at Big Ten, W 81-76
2001-02	at IU, W 73-65
2001-02	at Big Ten, L 76-78 (ot)
2002-03	at Iowa, W 78-62
2002-03	at IU, L 68-89
2003-04	at Iowa, W 72-65
2003-04	at IU, W 78-69
2004-05	at Iowa, W 62-51
2004-05	at IU, W 56-53
2005-06	at IU, L 53-65
2005-06	at Iowa, W 78-70
2006-07	at IU, W 71-67
2006-07	at Big Ten, L 53-67
2007-08	at Iowa, W 81-65
2008-09	at IU, L 54-76
2008-09	at Iowa, W 69-67
2009-10	at Indiana, W 71-67
2009-10	at Iowa, W 76-64
2010-11	at Iowa, W 71-51
2010-11	at Indiana, W 93-79
2011-12	at Indiana, W 83-64
2012-13	at Iowa, W 75-70
2013-14	at Indiana, L 84-86
2013-14	at Iowa, W 84-75
2014-15	at Iowa, W 81-64
2015-16	at Indiana, L 74-79
2015-16	at Iowa, W 76-73
2016-17	at Indiana, L 77-80 (2ot)
2017-18	at Iowa, W 75-62
2018-19	at Indiana, L 73-75
2018-19	at Nuetral, W 70-61

Indiana State*The Series: Iowa leads, 2-0**Largest Margin of Victory: 29 points (2006-07)*

1983-84	at Iowa, 88-83
2006-07	at ISU, 82-53

Iowa State*The Series: Iowa leads, 27-22**Largest Margin of Victory: 44 points (1987-88)**Largest Margin of Defeat: 29 points (1975-76)**Overtime Record: 1-2**Last 10 Games: 7-3*

1974-75	at Iowa, L 47-65
1975-76	at ISU, L 63-92
1976-77	at Iowa, L 58-71
1976-77	at Iowa, L 73-82
1977-78	at Iowa, L 71-74 (OT)
1977-78	at Neutral, W 77-60
1977-78	at Neutral, L 82-87
1978-79	at Iowa, W 87-70
1978-79	at Iowa, W 81-70
1978-79	at Neutral, W 68-67
1979-80	at ISU, L 69-80

1979-80	at Iowa, W 66-50
1980-81	at Iowa, W 67-66
1980-81	at ISU, W 66-62
1981-82	at ISU, L 59-82
1981-82	at Iowa, W 62-44
1981-82	at Neutral, L 52-64
1982-83	at Iowa, W 64-59
1983-84	at ISU, W 86-75 (OT)
1984-85	at Iowa, W 81-41
1985-86	at ISU, W 63-57
1986-87	at Iowa, W 70-51
1987-88	at ISU, W 93-49
1988-89	at Iowa, W 79-46
1989-90	at ISU, W 75-55
1991-92	at Iowa, W 70-58
1996-97	at Iowa, W 64-53
1997-98	at ISU, L 57-74
1998-99	at Iowa, L 65-81
1999-00	at ISU, L 69-79
2000-01	at Iowa, L 76-86
2001-02	at ISU, L 64-82
2002-03	at Iowa, W 64-39
2003-04	at ISU, L 94-101 (2 OT)
2004-05	at Iowa, W 89-80
2005-06	at ISU, L 61-77
2006-07	at Iowa, L 74-80
2007-08	at ISU, L 44-58
2008-09	at Iowa, W 66-46
2009-10	at ISU, L 66-85
2010-11	at Iowa, W 62-40
2011-12	at ISU, L 54-62
2012-13	at Iowa, W 50-42
2013-14	at ISU, L 70-83
2014-15	at Iowa, W 76-67
2015-16	at ISU, L 66-69
2016-17	Iowa, W 88-76
2017-18	at ISU, W 61-55
2018-19	at Iowa, W 73-70

Iowa Wesleyan*The Series: Tied, 3-3**Largest Margin of Victory: 28 points (1977-78)**Largest Margin of Defeat: 36 points (1974-75)*

1974-75	at Iowa, L 32-68
1974-75	at Iowa Wesleyan, L 58-67
1975-76	at Iowa, W 60-54
1976-77	at Iowa, L 47-48
1977-78	at Iowa, W 76-48
1977-78	at Iowa Wesleyan, W 81-54

IUPUI*The Series: Iowa leads, 2-0**Largest Margin of Victory: 14 points (2018-19)**Overtime Record: 1-0*

2002-03	at Iowa, W 84-75 (OT)
2018-19	at Iowa, W 72-58



James Madison

The Series: Iowa leads, 4-0

Largest Margin of Victory: 30 points (1994-95)

1993-94 _____ at JMU, W, 72-44
 1994-95 _____ at Iowa, W, 60-30
 2010-11 _____ at Neutral, W 67-61
 2016-17 _____ at Neutral, W 90-75

Kansas

The Series: Kansas leads, 4-2

Largest Margin of Victory: 14 points (2006-07)

Largest Margin of Defeat: 21 points (2008-09)

Overtime Record: 1-0

1988-89 _____ at Kansas, L 63-67
 1995-96 _____ at Kansas, W 68-58 (ot)
 1997-98 _____ at Iowa, L 58-62
 2006-07 _____ at Neutral, W 63-49
 2008-09 _____ at Kansas, L 55-76
 2009-10 _____ at Iowa, L, 55-66

Kansas State

The Series: Kansas State leads, 4-1

Largest Margin of Victory: 6 points (2010-11)

Largest Margin of Defeat: 43 points (2002-03)

Overtime Record: 0-1

1978-79 _____ at KSU, L 80-93
 2002-03 _____ at KSU, L 60-103
 2003-04 _____ at Iowa, L 60-82
 2010-11 _____ at Iowa, W 68-62
 2011-12 _____ at KSU, L 78-81 (OT)

Kent State

The Series: Iowa leads, 3-0

Largest Margin of Victory: 35 points (2016-17)

1998-99 _____ at Neutral, W 62-58
 2001-02 _____ at Iowa, W 76-65
 2016-17 _____ at Iowa, 83-48

Kentucky

The Series: Iowa leads, 1-0

Largest Margin of Victory: 9 points (1991-92)

1991-92 _____ at UK, W 77-68

La Salle

The Series: Iowa leads, 1-0

Largest Margin of Victory: 19 points (1984-85)

1984-85 _____ at La Salle, W 70-51

Lewis University

The Series: Iowa leads, 1-0

Largest Margin of Victory: 26 points (2016-17)

2016-17 _____ at Iowa, W 61-35

Long Beach State

The Series: Tied 1-1

Largest Margin of Victory: 7 points (1987-88)

Largest Margin of Defeat: 20 points (1987-88)

1987-88 _____ at LBSU, L 78-98
 1987-88 _____ at Neutral, W 82-75

LSU

The Series: Iowa leads, 2-1

Largest Margin of Victory: 9 points (1986-87)

Largest Margin of Defeat: 1 point (1985-86)

1985-86 _____ at LSU, L 56-57
 1986-87 _____ at Iowa, W 68-59
 1990-91 _____ at Iowa, W 73-65

Louisiana Tech

The Series: Louisiana Tech leads, 6-3

Largest Margin of Victory: 15 points (1990-91)

Largest Margin of Defeat: 25 points (1997-98)

Overtime Record: 0-1

1986-87 _____ at Iowa, L 65-66
 1988-89 _____ at Neutral, L 58-62
 1989-90 _____ at LTU, L 82-85
 1990-91 _____ at Iowa, W 72-57
 1991-92 _____ at LTU, W 61-57
 1993-94 _____ at Iowa, W 70-66
 1997-98 _____ at Neutral, L 58-83
 2005-06 _____ at LTU, L 91-95 (2ot)
 2006-07 _____ at Iowa, L 59-77

Louisville

The Series: Louisville leads, 2-0

Largest Margin of Defeat: 34 points (2014-15)

2013-14 _____ at Iowa, L 53-83
 2014-15 _____ at Louisville, L 52-86

Luther

The Series: Luther leads, 3-1

Largest Margin of Victory: 6 points (1976-77)

Largest Margin of Defeat: 49 points (1975-76)

1975-76 _____ at Luther, L 45-94
 1976-77 _____ at Iowa, L 57-76
 1976-77 _____ at Iowa, W 77-71
 1977-78 _____ at Luther, L 60-72

Marist

The Series: Iowa leads 1-0

Largest Margin of Victory: 22 points (2013-14)

2013-14 _____ at Iowa, W 87-65

Marquette

The Series: Iowa leads 5-1

Largest Margin of Victory: 18 points (2001-02)

Largest Margin of Defeat: 5 points (1999-00)

1999-00 _____ at Marquette, L 64-69
 2000-01 _____ at Iowa, W 70-57
 2001-02 _____ at Neutral, W 90-72
 2002-03 _____ at Iowa, W 76-73
 2003-04 _____ at Marquette, W 65-62
 2004-05 _____ at Iowa, W 78-72

Marshalltown CC

The Series: Iowa leads 1-0

Largest Margin of Victory: 53 points (1976-77)

1976-77 _____ at MCC, W 79-26

Marycrest

The Series: Iowa leads 1-0

Largest Margin of Victory: 36 points (1974-75)

1974-75 _____ at Iowa, W 73-37

Maryland

The Series: Maryland leads, 6-3

Largest Margin of Victory: 16 points (1992-93)

Largest Margin of Defeat: 20 points (2x; last 2015-16)

1992-93 _____ at Maryland, W 53-50
 2014-15 _____ at Maryland, L 88-93
 2015-16 _____ at Iowa, L, 56-76
 2015-16 _____ at Big Ten, L, 55-75
 2016-17 _____ at Iowa, L 82-98
 2016-17 _____ at Maryland, L 81-100
 2017-18 _____ at Maryland, L 64-80
 2018-19 _____ at Iowa, W 86-73
 2018-19 _____ at Nuetral, W 90-76

Massachusetts

The Series: Iowa leads 2-0

Largest Margin of Victory: 41 points (2016-17)

1997-98 _____ at UMass, W 77-59
 2016-17 _____ at Iowa, W 71-30

Memphis

The Series: Iowa leads 1-0

Largest Margin of Victory: 21 points (1985-86)

1985-86 _____ at Iowa, W 77-56

Mercer

The Series: Iowa leads 1-0

Largest Margin of Victory: 5 points (2018-19)

2018-19 _____ at Iowa, W 66-61

Miami of Ohio

The Series: Iowa leads 1-0

Largest Margin of Victory: 29 points (1988-89)

1988-89 _____ at Iowa, W 73-44

Miami (FL)

The Series: Iowa leads 4-0

Largest Margin of Victory: 29 points (1985-86)

1985-86 _____ at Iowa, W 75-46
 1985-86 _____ at Iowa, W 83-63
 2012-13 _____ at Iowa (NCAA), W 69-53
 2014-15 _____ at Iowa (NCAA), W 88-70

Michigan

The Series: Iowa leads, 50-18

Largest Margin of Victory: 40 points (1988-89)

Largest Margin of Defeat: 23 points (1996-97)

Overtime Record: 0-1

Last 10 Games: 7-3

1978-79 _____ at Neutral, W 79-70
 1982-83 _____ at Michigan, L 62-83
 1982-83 _____ at Iowa, W 72-50
 1983-84 _____ at Iowa, W 70-51
 1983-84 _____ at Michigan, W 71-54
 1984-85 _____ at Iowa, W 70-45
 1984-85 _____ at Michigan, W 79-49
 1985-86 _____ at Michigan, L 56-58



1985-86	_____	at Iowa, W 63-42
1986-87	_____	at Iowa, W 75-54
1986-87	_____	at Michigan, W 78-54
1987-88	_____	at Michigan, W 89-54
1987-88	_____	at Iowa, W 76-55
1988-89	_____	at Iowa, W 82-42
1988-89	_____	at Michigan, W 79-61
1989-90	_____	at Michigan, W 65-54
1989-90	_____	at Iowa, W 78-47
1990-91	_____	at Iowa, W 79-60
1990-91	_____	at Michigan, W 76-64
1991-92	_____	at Michigan, W 73-61
1991-92	_____	at Iowa, W 81-45
1992-93	_____	at Michigan, W 84-54
1992-93	_____	at Iowa, W 71-34
1993-94	_____	at Iowa, W 78-56
1993-94	_____	at Michigan, W 65-55
1994-95	_____	at Iowa, W 53-36
1994-95	_____	at Michigan, W 71-43
1995-96	_____	at Michigan, W 69-53
1995-96	_____	at Iowa, W 74-52
1996-97	_____	at Iowa, L 63-75
1997-98	_____	at Michigan, L 65-69 (ot)
1998-99	_____	at Iowa, L 67-83
1998-99	_____	at Michigan, W 78-75
1999-00	_____	at Michigan, L 78-82
1999-00	_____	at Iowa, L 61-78
2000-01	_____	at Iowa, W 79-58
2000-01	_____	at Michigan, L 78-80
2001-02	_____	at Michigan, L 74-82
2001-02	_____	at Iowa, L 80-91
2002-03	_____	at Michigan, W 65-57
2003-04	_____	at Iowa, W 66-46
2004-05	_____	at Iowa, W 71-63
2004-05	_____	at Michigan, W 71-63
2004-05	_____	at Big Ten, W 70-42
2005-06	_____	at Michigan, W 77-63
2005-06	_____	at Iowa, W 67-55
2006-07	_____	at Iowa, W 66-49
2007-08	_____	at Michigan, L 46-63
2007-08	_____	at Iowa, W 66-61
2007-08	_____	at Big Ten, W 58-37
2008-09	_____	at Iowa, W 77-69
2008-09	_____	at Michigan, W 68-64
2009-10	_____	at Iowa, L 51-54
2009-10	_____	at Michigan, L 46-63
2010-11	_____	at Iowa, L 53-60
2011-12	_____	at Michigan, W 58-57
2011-12	_____	at Iowa, W 79-71
2012-13	_____	at Iowa, L 64-68
2012-13	_____	at Michigan, W 63-57
2013-14	_____	at Michigan, W 74-70
2014-15	_____	at Iowa, W 76-70
2015-16	_____	at Michigan, L 75-82
2015-16	_____	at Iowa, W 85-69
2015-16	_____	at Big Ten, W 97-85
2016-17	_____	at Michigan, L 70-72
2017-18	_____	at Iowa, W 82-72
2018-19	_____	at Iowa, W 75-61
2018-19	_____	at Michigan, L 81-90

Michigan State*The Series: Iowa leads, 38-29**Largest Margin of Victory: 30 points (1992-93)**Largest Margin of Defeat: 29 points (1975-76)**Overtime Records: 2-1**Last 10 Games: 5-5*

1975-76	_____	At Neutral, L 54-83
1979-80	_____	At Neutral, W 63-58
1982-83	_____	at MSU, L 56-64
1982-83	_____	at Iowa, L 62-70
1983-84	_____	at Iowa, W 70-62
1983-84	_____	at MSU, W 72-62
1984-85	_____	at Iowa, W 53-36
1984-85	_____	at MSU, W 77-55
1985-86	_____	at MSU, W 60-57
1985-86	_____	at Iowa, W 61-48
1986-87	_____	at Iowa, W 83-61
1986-87	_____	at MSU, W 71-49
1987-88	_____	at MSU, W 77-52
1987-88	_____	at Iowa, W 52-46
1988-89	_____	at Iowa, W 89-49
1988-89	_____	at MSU, W 74-63
1989-90	_____	at MSU, L 61-62
1989-90	_____	at Iowa, W 86-58
1990-91	_____	at Iowa, L 54-64
1990-91	_____	at MSU, L 48-49
1991-92	_____	at MSU, W 71-64
1991-92	_____	at Iowa, W 70-47
1992-93	_____	at MSU, W 75-55
1992-93	_____	at Iowa, W 76-46
1993-94	_____	at Iowa, W 54-46
1993-94	_____	at MSU, W 63-56
1994-95	_____	at MSU, L 70-71 (2 OT)
1994-95	_____	at Iowa, L 55-62
1995-96	_____	at Iowa, W 75-56
1995-96	_____	at MSU, W 71-65
1996-97	_____	at Iowa, W 82-62
1997-98	_____	at MSU, L 62-66
1998-99	_____	at MSU, L 64-70
1998-99	_____	at Iowa, L 69-81
1999-00	_____	at Iowa, L 77-82
1999-00	_____	at MSU, L 64-74
2000-01	_____	at Iowa, W 50-47
2000-01	_____	at MSU, W 71-56
2001-02	_____	at Iowa, W 75-55
2001-02	_____	at MSU, W 69-59
2002-03	_____	at Iowa, L 58-68
2003-04	_____	at MSU, W 78-67
2003-04	_____	at Big Ten, L 54-81
2004-05	_____	at MSU, L 56-68
2004-05	_____	at Iowa, L 60-67
2005-06	_____	at Iowa, W 75-64
2005-06	_____	at MSU, L 71-73
2005-06	_____	at Big Ten, L 58-79
2006-07	_____	at Iowa, L 63-83
2006-07	_____	at MSU, L 57-67
2007-08	_____	at MSU, L 65-73
2007-08	_____	at Iowa, W 82-64
2008-09	_____	at MSU, L 56-68
2009-10	_____	at Iowa, W 77-66
2009-10	_____	at Big Ten, W 59-54
2010-11	_____	at MSU, L 60-63

2010-11	_____	at Iowa, W 66-64
2011-12	_____	at Iowa, W 74-57
2012-13	_____	at MSU, L 54-65
2013-14	_____	at Iowa, L 72-88
2014-15	_____	at MSU, W 52-50
2015-16	_____	at MSU, L 73-80
2015-16	_____	at Iowa, L 69-74
2016-17	_____	at Iowa, W 87-83 (ot)
2017-18	_____	at MSU, W 71-68 (ot)
2018-19	_____	at MSU, L 70-84
2018-19	_____	at Iowa, W 86-71

Middle Tennessee State*The Series: Iowa leads 1-0**Largest Margin of Victory: 6 points (2012-13)**Overtime Record: 1-0*

2012-13	_____	at Iowa, W 69-63 (ot)
---------	-------	-----------------------

Minnesota*The Series: Iowa leads, 51-27**Largest Margin of Victory: 49 points (1987-88)**Largest Margin of Defeat: 47 points (1981-82)**Overtime Record: 1-2**Last 10 Games: 6-4*

1974-75	_____	at Iowa, W 55-33
1977-78	_____	at Iowa, L 79-84
1978-79	_____	at Iowa, W 91-82
1978-79	_____	at Minnesota, L 79-90
1978-79	_____	At Neutral, L 64-86
1979-80	_____	at Iowa, W 70-68
1979-80	_____	at Minnesota, L 67-72
1980-81	_____	at Iowa, L 71-94
1980-81	_____	at Minnesota, L 52-71
1981-82	_____	at Iowa, L 52-77
1981-82	_____	at Minnesota, L 43-90
1982-83	_____	at Iowa, L 62-73
1982-83	_____	at Minnesota, L 53-78
1983-84	_____	at Minnesota, L 55-57
1983-84	_____	at Iowa, W 79-58
1984-85	_____	at Iowa, W 60-38
1984-85	_____	at Minnesota, W 66-58
1985-86	_____	at Minnesota, W 66-63
1985-86	_____	at Iowa, W 61-51
1986-87	_____	at Iowa, W 81-40
1986-87	_____	at Minnesota, W 78-60
1987-88	_____	at Minnesota, W 84-41
1987-88	_____	at Iowa, W 100-51
1988-89	_____	at Iowa, W 97-54
1988-89	_____	at Minnesota, W 87-73
1989-90	_____	at Minnesota, W 79-43
1989-90	_____	at Iowa, W 87-58
1990-91	_____	at Iowa, W 70-51
1990-91	_____	at Minnesota, W 70-46
1991-92	_____	at Iowa, W 85-68
1991-92	_____	at Minnesota, W 65-47
1992-93	_____	at Minnesota, W 75-47
1992-93	_____	at Iowa, W 83-59
1993-94	_____	at Iowa, W 69-59
1993-94	_____	at Minnesota, L 58-64
1994-95	_____	at Minnesota, L 56-70
1994-95	_____	at Big Ten, W 57-44
1995-96	_____	at Iowa, W 94-51



1996-97 _____ at Minnesota, W 61-48
 1996-97 _____ at Iowa, W 78-42
 1997-98 _____ at Iowa, W 91-55
 1997-98 _____ at Minnesota, W 71-59
 1998-99 _____ at Minnesota, W 66-58
 1998-99 _____ at Iowa, W 79-62
 1999-00 _____ at Iowa, W 80-51
 1999-00 _____ at Minnesota, W 77-53
 2000-01 _____ at Minnesota, W 82-71
 2001-02 _____ at Iowa, L 83-94
 2002-03 _____ at Minnesota, L 65-94
 2002-03 _____ at Iowa, L 60-77
 2002-03 _____ at Big Ten, W 80-77
 2003-04 _____ at Minnesota, L 61-75
 2003-04 _____ at Iowa, W 81-61
 2004-05 _____ at Minnesota, L 50-81
 2005-06 _____ at Iowa, L 68-80
 2006-07 _____ at Minnesota, W 58-56
 2006-07 _____ at Iowa, L 78-80 (ot)
 2007-08 _____ at Minnesota, W 68-66 (ot)
 2007-08 _____ at Iowa, W 72-69
 2008-09 _____ at Iowa, W 74-57
 2008-09 _____ at Minnesota, L 58-64
 2008-09 _____ at Big Ten, W 79-64
 2009-10 _____ at Minnesota, L 69-72 (ot)
 2009-10 _____ at Iowa, W 75-54
 2010-11 _____ at Minnesota, W 89-76
 2010-11 _____ at Iowa, W 64-62
 2011-12 _____ at Iowa, W 75-58
 2012-13 _____ at Minnesota, L 60-72
 2013-14 _____ at Iowa, W 78-71
 2013-14 _____ at Minnesota, W 64-56
 2014-15 _____ at Minnesota, L 80-93
 2014-15 _____ at Iowa, W 92-76
 2015-16 _____ at Minnesota, L 76-78
 2016-17 _____ at Iowa, W 80-65
 2017-18 _____ at Minnesota, L 72-77
 2017-18 _____ at Iowa, W 92-84
 2017-18 _____ at Big Ten, L 89-90
 2018-19 _____ at Minnesota, W 81-63

Minnesota State-Moorhead

The Series: Iowa leads 1-0

Largest Margin of Victory: 29 points (2017-18)

2017-18 _____ at Iowa, W 85-56

Mississippi Valley State

The Series: Iowa leads 1-0

Largest Margin of Victory: 6 points (2011-12)

2011-12 _____ at Iowa, W 86-80

Mississippi State

The Series: Iowa leads, 1-0

Largest Margin of Victory: 6 points (2007-08)

2007-08 _____ at Neutral, W 60-54

Missouri

The Series: Iowa leads, 6-1

Largest Margin of Victory: 27 points (1991-92)

Largest Margin of Defeat: 10 points (2003-04)

1987-88 _____ at Iowa, W 85-71

1998-99 _____ at Iowa, W 75-68

1991-92 _____ at Missouri, W 89-62
 2002-03 _____ at Iowa, W 87-65
 2003-04 _____ at Missouri, L 65-75
 2004-05 _____ at Iowa, W 75-54
 2018-19 _____ at Iowa, W 68-52

Missouri Southern

The Series: Iowa leads, 1-0

Largest Margin of Victory: 5 points (1978-79)

1978-79 _____ at Neutral, W 89-84

Missouri State

The Series: Iowa leads, 5-4

Largest Margin of Victory: 5 points (2012-13)

Largest Margin of Defeat: 14 points (2000-01)

Overtime Record: 0-1

1991-92 _____ at Iowa, L 60-61 (ot)
 1993-94 _____ at Iowa, W 67-55
 1994-95 _____ at MSU, L 48-60
 2000-01 _____ at MSU, L 87-101
 2001-02 _____ at Iowa, W 84-64
 2004-05 _____ at MSU, L 80-89
 2006-07 _____ at Neutral, W 79-70
 2012-13 _____ at Iowa, W 97-43
 2016-17 _____ at Iowa (WNIT), W 95-74

Montana

The Series: Tied, 1-1

Largest Margin of Victory: 9 points (1990-91)

Largest Margin of Defeat: 11 points (1980-81)

1980-81 _____ at Montana, L 54-63

1990-91 _____ at Montana, W 64-53

Morgan State

The Series: Iowa leads, 1-0

Largest Margin of Victory: 44 points (2017-18)

2017-18 _____ at Neutral, W 90-46

Mount St. Mary's

The Series: Iowa leads, 2-0

Largest Margin of Victory: 26 points (2000-01)

1993-94 _____ at Iowa, W 70-47

2000-01 _____ at Mount St. Mary's, W 89-63

Mt. Mercy

The Series: Mt. Mercy leads, 8-1

Largest Margin of Victory: 4 points (1976-77)

Largest Margin of Defeat: 29 points (1975-76)

1974-75 _____ at Iowa, L 59-70

1974-75 _____ at Mt. Mercy, L 66-76

1975-76 _____ at Iowa, L 41-70

1975-76 _____ at Iowa, L 35-61

1975-76 _____ at Iowa, L 49-59

1975-76 _____ at Mt. Mercy, L 75-90

1976-77 _____ at Iowa, W 65-61

1977-78 _____ at Mt. Mercy, L 75-86

1978-79 _____ at Iowa, L 66-71

National College

The Series: Iowa leads, 2-0

Largest Margin of Victory: 19 points (1982-83)

1981-82 _____ at National College, W 66-59

1982-83 _____ at Iowa, W 71-52

North Dakota

The Series: Iowa leads, 2-0

Largest Margin of Victory: 26 points (2013-14)

2013-14 _____ at Iowa, W, 88-62

2015-16 _____ at Iowa, W, 83-61

Nebraska

The Series: Tied, 14-14

Largest Margin of Victory: 34 points (1990-91)

Largest Margin of Defeat: 20 points (2012-13)

Overtime Record: 1-0

Last 10 Games: 7-3

1977-78 _____ at Neutral, L 63-71

1979-80 _____ at Nebraska, L 66-67

1984-85 _____ at Iowa, W 62-41

1986-87 _____ at Nebraska, L 74-85

1987-88 _____ at Iowa, W 68-58

1988-89 _____ at Neutral, W 84-67

1989-90 _____ at Nebraska, W 74-55

1990-91 _____ at Iowa, W 80-46

1991-92 _____ at Nebraska, W 64-59

1996-97 _____ at Neutral, L 67-73

2004-05 _____ at Nebraska, W 71-67

2011-12 _____ at Iowa, L 72-77

2011-12 _____ at Nebraska, L 53-60

2011-12 _____ at Big Ten, L 68-80

2012-13 _____ at Iowa, L 75-76

2012-13 _____ at Nebraska, L 46-66

2012-13 _____ at Big Ten, L 61-76

2013-14 _____ at Iowa, L 67-80

2013-14 _____ at Big Ten, L 65-72

2014-15 _____ at Iowa, W 78-72 (ot)

2014-15 _____ at Nebraska, W 69-61

2014-15 _____ at Big Ten, W 74-65

2015-16 _____ at Nebraska, W, 74-68

2016-17 _____ at Iowa, W 75-72

2017-18 _____ at Nebraska, L 65-74

2017-18 _____ at Iowa, L 74-92

2018-19 _____ at Iowa, W 30-61

2018-19 _____ at Nebraska, W 74-58

Nebraska-Omaha

The Series: Tied, 1-1

Largest Margin of Victory: 2 points (1978-79)

Largest Margin of Defeat: 10 points (1981-82)

1978-79 _____ at Iowa, W 63-61

1981-82 _____ at UNO, L 54-64

Nevada

The Series: Iowa leads, 1-0

Largest Margin of Victory: 14 points (2000-01)

2000-01 _____ at Iowa, W 73-59

**New Mexico State***The Series: Iowa leads, 1-0**Largest Margin of Victory: 14 points (1980-81)**Last Road Win: 1980-81*

1980-81 _____ at New Mexico State, W 83-69

New Orleans*The Series: Iowa leads, 1-0**Largest Margin of Victory: 22 points (1986-87)*

1986-87 _____ at Iowa, W 68-46

North Carolina*The Series: Tied, 2-2**Largest Margin of Victory: 25 points (1989-90)**Largest Margin of Defeat: 13 points (2012-13)*

1989-90 _____ at Neutral, W 106-81

1995-96 _____ at Neutral, W 73-64

2010-11 _____ at North Carolina, L 67-79

2012-13 _____ at Iowa, L 77-64

North Carolina Central*The Series: Iowa leads, 1-0**Largest Margin of Victory: 67 points (2018-19)*

2018-19 _____ at Iowa, W, 106-39

North Carolina State*The Series: Iowa leads, 2-1**Largest Margin of Victory: 18 points (2018-19)**Largest Margin of Defeat: 3 points (2002-03)*

1996-97 _____ at Neutral, W 56-50

2002-3 _____ at Neutral, L 66-69 (ot)

2018-19 _____ at Neutral (Sweet 16), W 79-61

North Dakota*The Series: Iowa leads, 3-0**Largest Margin of Victory: 26 points (2013-14)*

2013-14 _____ at Iowa, W, 88-62

2015-16 _____ at Iowa, W, 83-61

2016-17 _____ at North Dakota, W 75-60

Northern Illinois*The Series: Iowa leads, 7-5**Largest Margin of Victory: 44 points (2007-08)**Largest Margin of Defeat: 12 points (1981-82)**Last 10 Games: 6-5*

1974-75 _____ at NIU, W 58-37

1975-76 _____ at Iowa, L 53-54

1977-78 _____ at NIU, W 96-44

1981-82 _____ at Iowa, L 57-69

1982-83 _____ at NIU, L 71-74

1983-84 _____ at Iowa, L 65-69

1987-88 _____ at NIU, W 81-73

1992-93 _____ at Iowa, W 92-59

1993-94 _____ at NIU, L 56-59

2007-08 _____ at Iowa, W 87-43

2012-13 _____ at Iowa, W 63-40

2016-17 _____ at Iowa, W 105-80

Northern Iowa*The Series: Iowa leads, 22-2**Largest Margin of Victory: 49 points (2016-17)**Largest Margin of Defeat: 44 points (1974-75)**Overtime Record: 1-0**Last 10 Games: 10-0*

1974-75 _____ at UNI, L 39-83

1977-78 _____ at Iowa, W 74-54

1978-79 _____ at Iowa, W 106-61

1978-79 _____ at UNI, W 90-55

1981-82 _____ at UNI, W 74-68 (ot)

1982-83 _____ at Iowa, W 66-65

1983-84 _____ at UNI, W 71-64

2002-03 _____ at Iowa, W 98-68

2003-04 _____ at UNI, W 76-67

2004-05 _____ at Iowa, W 77-50

2005-06 _____ at UNI, W 65-54

2006-07 _____ at Iowa, L 62-83

2007-08 _____ at UNI, W 77-67

2008-09 _____ at Iowa, W 72-46

2009-10 _____ at UNI, W 81-70

2010-11 _____ at Iowa, W 75-64

2011-12 _____ at UNI, W 78-74

2012-13 _____ at Iowa, W 68-46

2013-14 _____ at UNI, W 67-60

2014-15 _____ at Iowa, W 73-45

2015-16 _____ at Iowa, W, 80-65

2016-17 _____ at Iowa, W 88-39

2017-18 _____ at UNI, W 71-47

2018-19 _____ at Iowa, W 83-57

North Iowa Area CC*The Series: Iowa leads, 1-0**Largest Margin of Victory: 5 points (1976-77)*

1976-77 _____ at NIACC, W 70-65

Northeast Missouri*The Series: Iowa leads, 1-0**Largest Margin of Victory: 12 points (1978-79)*

1978-79 _____ at Northeast Missouri, W 62-50

Northwest Missouri*The Series: Tied, 2-2**Largest Margin of Victory: 13 points (1980-81)**Largest Margin of Defeat: 21 points (1979-80)**Overtime Record: 0-1*

1978-79 _____ at Iowa, W 71-63

1979-80 _____ at Iowa, L 71-73 (ot)

1979-80 _____ at NW Missouri, L 50-71

1980-81 _____ at Iowa, W 83-70

Northeastern*The Series: Iowa leads, 1-0**Largest Margin of Victory: 28 points (2010-11)*

2010-11 _____ at Iowa, W, 87-59

Northwestern*The Series: Iowa leads, 56-14**Largest Margin of Victory: 40 points (2000-01)**Largest Margin of Defeat: 27 points (1982-83)**Overtime Record: 1-0**Last 10 Games: 9-1*

1979-80 _____ At Neutral, L 66-69

1980-81 _____ at N'western, L 63-85

1980-81 _____ at Iowa, L 80-92

1982-83 _____ at Iowa, L 56-71

1982-83 _____ at N'western, L 54-81

1983-84 _____ at N'western, L 51-59

1983-84 _____ at Iowa, W 72-61

1984-85 _____ at N'western, W 70-51

1984-85 _____ at Iowa, W 71-61

1985-86 _____ at Iowa, W 72-58

1985-86 _____ at N'western, W 69-66 (ot)

1986-87 _____ at N'western, W 72-61

1986-87 _____ at Iowa, W 70-53

1987-88 _____ at Iowa, W 81-43

1987-88 _____ at N'western, W 76-66

1988-89 _____ at N'western, W 63-53

1988-89 _____ at Iowa, W 77-46

1989-90 _____ at Iowa, L 63-64

1989-90 _____ at N'western, W 64-43

1990-91 _____ at N'western, W 64-60

1990-91 _____ at Iowa, W 67-58

1991-92 _____ at N'western, W 90-72

1991-92 _____ at Iowa, W 73-65

1992-93 _____ at N'western, W 60-55

1992-93 _____ at Iowa, W 68-62

1993-94 _____ at Iowa, W 67-59

1993-94 _____ at N'western, L 47-55

1994-95 _____ at Iowa, L 57-58

1995-96 _____ at N'western, W 64-51

1996-97 _____ at N'western, W 73-61

1996-97 _____ at Iowa, W 80-56

1996-97 _____ at Big Ten, W 78-68

1997-98 _____ at Iowa, W 65-58

1997-98 _____ at N'western, W 74-71

1998-99 _____ at Iowa, W 86-69

1998-99 _____ at Neutral, L 71-75

1999-00 _____ at N'western, L 52-53

1999-00 _____ at Big Ten, L 59-68

2000-01 _____ at Iowa, W 95-61

2000-01 _____ at N'western W 92-52

2001-02 _____ at N'western, W 74-47

2001-02 _____ at Iowa, W 82-68

2002-03 _____ at Iowa, W 72-60

2002-03 _____ at Big Ten, W 70-58

2003-04 _____ at N'western, W 76-61

2004-05 _____ at Iowa, W 81-76

2004-05 _____ at N'western, W 60-40

2005-06 _____ at N'western, W 80-48

2005-06 _____ at Iowa, W 76-61

2006-07 _____ at N'western, W 63-61

2007-08 _____ at N'western, W 70-55

2007-08 _____ at Iowa, W 68-42

2008-09 _____ at Iowa, W 74-46

2008-09 _____ at N'western, W 86-79

2009-10 _____ at Iowa, W 78-69

2009-10 _____ at N'western, L 66-72



2010-11 _____ at N'western, W 86-75
 2011-12 _____ at Iowa, W 86-55
 2011-12 _____ at N'Western, W 70-63
 2012-13 _____ at Iowa, L 65-67
 2012-13 _____ at N'western, W 62-45
 2012-13 _____ at Big Ten, W 60-55
 2013-14 _____ at Iowa, W 90-84
 2014-15 _____ at Iowa, W 83-70
 2014-15 _____ at N'western, W 102-99
 2015-16 _____ at N'western, W 79-64
 2016-17 _____ at Iowa, W 78-59
 2016-17 _____ at Big Ten, L 73-78
 2017-18 _____ at N'western, W 70-61
 2017-18 _____ at Big Ten, W 55-45
 2018-19 _____ at Iowa, W 74-50

Notre Dame

The Series: Notre Dame leads, 4-0

Largest Margin of Defeat: 34 points (2018-19)

1996-97 _____ at Iowa, L 50-61
 2012-13 _____ at Iowa (NCAA), L 57-74
 2016-17 _____ at Iowa, L 58-73
 2018-19 _____ at ND, L 71-105

NW Louisiana State

The Series: NW Louisiana State leads, 1-0

Largest Margin of Defeat: 1 point (1994-95)

1994-95 _____ at Neutral, L 53-54

Ohio University

The Series: Iowa leads, 1-0

Largest Margin of Victory: 45 points (1991-92)

1991-92 _____ at Iowa, W 97-52

Ohio State

The Series: Ohio State leads, 35-33

Largest Margin of Victory: 43 points (1989-90)

Largest Margin of Defeat: 36 points (2006-07)

Overtime Record: 1-2

Last 10 Games: 6-4

1979-80 _____ At Neutral, W 61-60
 1982-83 _____ at OSU, L 57-77
 1982-83 _____ at Iowa, L 57-72
 1983-84 _____ at Iowa, L 56-64
 1983-84 _____ at OSU, L 60-82
 1984-85 _____ at Iowa, L 47-56
 1984-85 _____ at OSU, L 41-64
 1985-86 _____ at OSU, L 54-70
 1985-86 _____ at Iowa, W 75-64
 1986-87 _____ at OSU, L 54-67
 1986-87 _____ at Iowa, W 66-54
 1987-88 _____ at Iowa, W 75-64
 1987-88 _____ at OSU, L 56-58
 1988-89 _____ at Iowa, W 84-70
 1988-89 _____ at OSU, L 57-66
 1989-90 _____ at OSU, W 71-48
 1989-90 _____ at Iowa, W 94-51
 1990-91 _____ at OSU, W 88-68
 1990-91 _____ at Iowa, W 70-47
 1991-92 _____ at Iowa, W 73-56
 1991-92 _____ at OSU, W 68-59
 1992-93 _____ at Iowa, W 79-62

1992-93 _____ at OSU, L 60-72
 1992-93 _____ at Final Four, L 72-73 (ot)
 1993-94 _____ at OSU, W 64-61
 1993-94 _____ at Iowa, W 59-57
 1994-95 _____ at Iowa, W 57-51
 1995-96 _____ at OSU, W 82-75
 1996-97 _____ at OSU, W 69-59
 1996-97 _____ at Iowa, W 80-59
 1997-98 _____ at Iowa, W 66-57
 1997-98 _____ at OSU, W 74-71
 1997-98 _____ at Big Ten, W 72-54
 1998-99 _____ at OSU, L 66-70
 1999-00 _____ at Iowa, W 68-60
 2000-01 _____ at OSU, L 52-79
 2000-01 _____ at Iowa, W 74-59
 2001-02 _____ at OSU, L 63-82
 2001-02 _____ at Iowa, W 70-65
 2002-03 _____ at OSU, L 59-74
 2003-04 _____ at Iowa, L 82-93
 2004-05 _____ at OSU, L 57-80
 2004-05 _____ at Iowa, L 60-67
 2005-06 _____ at Iowa, L 62-72
 2005-06 _____ at OSU, L 77-88
 2006-07 _____ at Iowa, L 67-73
 2006-07 _____ at OSU, L 49-85
 2007-08 _____ at Iowa, L 65-73
 2007-08 _____ at OSU, L 56-69
 2008-09 _____ at Iowa, W 85-75
 2008-09 _____ at Big Ten, L 56-72
 2009-10 _____ at OSU, L 82-86
 2009-10 _____ at Big Ten, L 64-66
 2010-11 _____ at Iowa, W 89-76
 2010-11 _____ at OSU, L 67-81
 2010-11 _____ at Big Ten, L 61-71
 2011-12 _____ at OSU, L 71-84
 2012-13 _____ at Iowa, W 77-71 (ot)
 2013-14 _____ at OSU, W 81-74
 2013-14 _____ at Iowa, W 65-61
 2013-14 _____ at Big Ten, W 77-73
 2014-15 _____ at Iowa, W 73-65
 2014-15 _____ at Ohio State, L 82-100
 2014-15 _____ at Big Ten, L 85-91 (ot)
 2015-16 _____ at Iowa, L 81-98
 2016-17 _____ at Ohio State, L 81-88
 2017-18 _____ at Iowa, W 103-89
 2018-19 _____ at Ohio State, W 78-52

Oklahoma

The Series: Iowa leads, 2-1

Largest Margin of Victory: 17 points (1988-89)

Largest Margin of Defeat: 17 points (2005-06)

1988-89 _____ at Neutral, W 86-69
 2004-05 _____ at Neutral, W 54-47
 2005-06 _____ at Neutral, L 68-85

Old Dominion

The Series: Iowa leads, 1-0

Largest Margin of Victory: 26 points (1992-93)

1992-93 _____ at Old Dominion, W 82-56

Oral Roberts

The Series: Iowa leads, 2-0

Largest Margin of Victory: 20 points (2016-17)

2016-17 _____ at Neutral, W 96-76

2018-19 _____ at Iowa, W 90-77

Oregon

The Series: Iowa leads, 1-0

Largest Margin of Victory: 7 points (2000-01)

2000-01 _____ at Neutral, W 89-82 (ot)

Oregon State

The Series: Iowa leads, 1-0

Largest Margin of Victory: 45 points (1988-89)

1988-89 _____ at Iowa, W 90-45

Pacific

The Series: Tied, 1-1

Largest Margin of Victory: 20 points (1996-97)

Largest Margin of Defeat: 11 points (1981-82)

1981-82 _____ at Neutral, L 70-81

1996-97 _____ at Neutral, W 80-60

Penn State

The Series: Penn State leads, 30-20

Largest Margin of Victory: 25 points (2x, last 2014-15)

Largest Margin of Defeat: 40 points (1984-85)

Overtime Record: 1-2

Last 10 Games: 4-6

1984-85 _____ at PSU, L 47-87
 1985-86 _____ at Iowa, W 65-63
 1986-87 _____ At Neutral, L 74-78 (ot)
 1990-91 _____ at PSU, L 62-82
 1991-92 _____ at Iowa, W 61-53
 1992-93 _____ at Iowa, W 84-59
 1992-93 _____ at PSU, L 64-70
 1993-94 _____ at PSU, L 61-63
 1993-94 _____ at Iowa, W 78-68
 1994-95 _____ at PSU, L 62-73
 1994-95 _____ at Big Ten, L 62-69
 1995-96 _____ at Iowa, W 81-69
 1996-97 _____ at Iowa, L 60-61
 1996-97 _____ at PSU, W 66-63
 1997-98 _____ at PSU, W 78-69
 1997-98 _____ at Iowa, W 73-49
 1998-99 _____ at Iowa, L 60-66
 1998-99 _____ at PSU, L 64-88
 1999-00 _____ at PSU, L 63-80
 1999-00 _____ at Iowa, L 64-78
 2000-01 _____ at Iowa, W 79-64
 2001-02 _____ at PSU, W 96-81
 2002-03 _____ at PSU, L 52-86
 2002-03 _____ at Iowa, W 80-75
 2003-04 _____ at PSU, L 64-92
 2003-04 _____ at Iowa, L 58-70
 2004-05 _____ at Iowa, L 71-77
 2004-05 _____ at Big Ten, L 66-68
 2005-06 _____ at PSU, L 61-72
 2006-07 _____ at PSU, L 71-78
 2006-07 _____ at Iowa, W 79-72
 2007-08 _____ at Iowa, W 67-58
 2007-08 _____ at PSU, W 73-65



2008-09 _____ at Iowa, W 97-89 (3ot)
2008-09 _____ at PSU, W 63-57
2009-10 _____ at PSU, L 73-77 (ot)
2009-10 _____ at Iowa, L 62-68
2009-10 _____ at Big Ten, W 82-75
2010-11 _____ at PSU, L 59-68
2010-11 _____ at Iowa, L 75-82
2011-12 _____ at Penn State, L 52-68
2012-13 _____ at Iowa, L 69-81
2013-14 _____ at Iowa, L 71-87
2013-14 _____ at Penn State, W 73-70
2014-15 _____ at Iowa, W 77-52
2015-16 _____ at Iowa, L 69-82
2015-16 _____ at Penn State, L 68-81
2016-17 _____ at Penn State, L 58-71
2017-18 _____ at Iowa, W 80-76
2018-19 _____ at Penn State, W 81-61

Pepperdine

The Series: Iowa leads, 1-0

Largest Margin of Victory: 29 points (2014-15)

2014-15 _____ at Iowa, W 97-68

Pittsburgh

The Series: Iowa leads, 1-0

Largest Margin of Victory: 11 points (1992-93)

1992-93 _____ at Pittsburgh, W 70-59

Portland State

The Series: Iowa leads, 1-0

Largest Margin of Victory: 6 points (1980-81)

1980-81 _____ at Neutral, W 88-82

Princeton

The Series: Iowa leads, 1-0

Largest Margin of Victory: 15 points (1998-99)

1998-99 _____ at Iowa, W 59-44

Providence

The Series: Iowa leads, 1-0

Largest Margin of Victory: 18 points (2008-09)

2008-09 _____ at Iowa, W 64-46

Purdue

The Series: Purdue leads, 38-34

Largest Margin of Victory: 38 points (1983-84)

Largest Margin of Defeat: 33 points (2018-19)

Overtime Record: 1-4

Last 10 Games: 5-5

1975-76 _____ At Neutral, L 42-53
1976-77 _____ at Purdue, L 63-67
1977-78 _____ at Purdue, L 63-72
1982-83 _____ at Iowa, W 76-70
1982-83 _____ at Purdue, L 53-63
1983-84 _____ at Purdue, W 49-39
1983-84 _____ at Iowa, W 78-40
1984-85 _____ at Purdue, W 68-54
1984-85 _____ at Iowa, W 85-61
1985-86 _____ at Iowa, W 79-52
1985-86 _____ at Purdue, W 80-63
1986-87 _____ at Iowa, W 68-54
1986-87 _____ at Purdue, W 86-68

1987-88 _____ at Purdue, W 67-57
1987-88 _____ at Iowa, W 66-52
1988-89 _____ at Purdue, L 56-67
1988-89 _____ at Iowa, W 66-64
1989-90 _____ at Iowa, L 63-66
1989-90 _____ at Purdue, W 70-67 (ot)
1990-91 _____ at Iowa, L 75-84 (ot)
1990-91 _____ at Purdue, W 56-53
1991-92 _____ at Iowa, W 65-64
1991-92 _____ at Purdue, L 64-72
1992-93 _____ at Purdue, W 63-55
1993-94 _____ at Iowa, W 62-48
1994-95 _____ at Purdue, L 45-63
1994-95 _____ at Iowa, L 55-62
1995-96 _____ at Iowa, W 68-57
1995-96 _____ at Purdue, L 42-62
1995-96 _____ at Big Ten, L 68-76
1996-97 _____ at Purdue, L 52-62
1996-97 _____ at Iowa, L 48-53
1997-98 _____ at Iowa, L 66-75 (ot)
1997-98 _____ at Purdue, W 73-67
1997-98 _____ at Big Ten, L 60-61
1998-99 _____ at Iowa, L 69-71 (ot)
1999-00 _____ at Purdue, L 59-73
2000-01 _____ at Purdue, L 58-73
2000-01 _____ at Iowa, W 96-87
2000-01 _____ at Big Ten, W 75-70
2001-02 _____ at Iowa, W 90-75
2001-02 _____ at Purdue, L 68-82
2002-03 _____ at Purdue, L 64-83
2002-03 _____ at Iowa, L 68-78
2002-03 _____ at Big Ten, L 57-84
2003-04 _____ at Iowa, L 79-90
2003-04 _____ at Purdue, L 55-84
2004-05 _____ at Purdue, L 75-79
2005-06 _____ at Iowa, W 77-71 (ot)
2006-07 _____ at Iowa, L 58-68
2006-07 _____ at Purdue, L 52-76
2007-08 _____ at Iowa, W 69-53
2007-08 _____ at Purdue, L 46-59
2007-08 _____ at Big Ten, L 73-80
2008-09 _____ at Iowa, L 60-69
2008-09 _____ at Purdue, L 49-60
2009-10 _____ at Purdue, L 59-81
2009-10 _____ at Iowa, W 70-50
2010-11 _____ at Purdue, L 41-60
2011-12 _____ at Purdue, L 55-57
2011-12 _____ at Iowa, W 59-42
2012-13 _____ at Iowa, W 62-46
2012-13 _____ at Purdue, W 72-52
2013-14 _____ at Purdue, L 73-74
2013-14 _____ at Big Ten, W 87-80
2014-15 _____ at Purdue, W 73-59
2015-16 _____ at Purdue, L 73-90
2015-16 _____ at Iowa, W 63-55
2016-17 _____ at Purdue, L 52-72
2017-18 _____ at Iowa, L 70-76
2018-19 _____ at Purdue, L 23-56
2018-19 _____ at Iowa, W 72-58

Quinnipiac

The Series: Iowa leads, 2-0

Largest Margin of Victory: 16 points (2016-17)

2006-07 _____ at Iowa, W 93-77

2017-18 _____ at Iowa, W 83-67

Richmond

The Series: Iowa leads, 1-0

Largest Margin of Victory: 12 points (1997-98)

1997-98 _____ at Richmond, W 78-66

Rider

The Series: Iowa leads, 1-0

Largest Margin of Victory: 47 points (2005-06)

2005-06 _____ at Neutral, W 88-41

Robert Morris

The Series: Iowa leads, 4-0

Largest Margin of Victory: 29 points (2018-19)

2012-13 _____ at Iowa, W 58-44

2014-15 _____ at Iowa, W 85-67

2015-16 _____ at Iowa, W 69-50

2016-17 _____ at Iowa, W 81-60

2018-19 _____ at Iowa, W 92-63

Rutgers

The Series: Iowa leads, 7-2

Largest Margin of Victory: 14 points (2016-17)

Largest Margin of Defeat: 17 points (2006-07)

Overtime Record: 1-0

2005-06 _____ at Iowa, L 51-57

2006-07 _____ at Rutgers, L 53-70

2009-10 _____ at Neutral, W 70-63

2014-15 _____ at Rutgers, W 79-72

2015-16 _____ at Iowa, W 69-65

2016-17 _____ at Rutgers, W 71-59

2016-17 _____ at Iowa, W 71-57

2017-18 _____ at Rutgers, W 77-67 (ot)

2018-19 _____ at Iowa, W 72-66

2018-19 _____ at Neutral, W 72-67

Saint Joseph's

The Series: Iowa leads, 3-1

Largest Margin of Victory: 19 points (1989-90)

Largest Margin of Defeat: 1 point (1984-85)

1984-85 _____ at Iowa, L 60-61

1989-90 _____ at Neutral, W 76-57

1995-96 _____ at Neutral, W 66-49

2003-04 _____ at Neutral, W 62-58

Saint Louis

The Series: Iowa leads, 1-0

Largest Margin of Victory: 29 points (2002-03)

2002-03 _____ at Iowa, W 93-64

Samford

The Series: Iowa leads, 2-0

Largest Margin of Victory: 21 points (2017-18)

2006-07 _____ at Iowa, W 66-60

2017-18 _____ at Iowa, W 80-59



San Diego

The Series: Iowa leads, 1-0

Largest Margin of Victory: 10 points (2012-13)

2012-13 _____ at San Diego, W 83-73

San Jose State

The Series: Iowa leads, 1-0

Largest Margin of Victory: 22 points (1984-85)

1984-85 _____ at San Jose State, W 67-45

Simpson College

The Series: Simpson leads, 2-1

Largest Margin of Victory: 26 points (1978-79)

Largest Margin of Defeat: 9 points (1976-77)

1976-77 _____ at Iowa, L 60-69

1977-78 _____ at Simpson, L 78-84

1978-79 _____ at Iowa, W 101-75

South Alabama

The Series: Iowa leads, 1-0

Largest Margin of Victory: 21 points (2002-03)

2002-03 _____ at Neutral, W 83-62

South Carolina

The Series: South Carolina leads, 1-0

Largest Margin of Defeat: 6 points (1989-90)

1989-90 _____ at South Carolina, L 76-82

South Dakota

The Series: Tied, 2-2

Largest Margin of Victory: 22 points (1979-80)

Largest Margin of Defeat: 10 points (1980-81)

1979-80 _____ at South Dakota, W 70-48

1980-81 _____ at Iowa, L 72-75

1980-81 _____ at South Dakota, L 68-78

2016-17 _____ at Iowa (WNIT), W 78-73

South Dakota State

The Series: Iowa leads, 3-1

Largest Margin of Victory: 13 points (2009-10)

Largest Margin of Defeat: 2 points (2016-17)

1977-78 _____ At Neutral, W 73-63

2009-10 _____ at Iowa, W 82-69

2010-11 _____ at South Dakota State, W 65-54

2016-17 _____ at Iowa, L 64-66

South Florida

The Series: South Florida leads, 1-0

Largest Margin of Defeat: 3 points (2008-09)

2008-09 _____ at Neutral, L 79-82

Southern

The Series: Iowa leads, 1-0

Largest Margin of Victory: 24 points (2010-11)

2010-11 _____ at Neutral, W, 76-52

Southern California

The Series: Iowa leads, 4-1

Largest Margin of Victory: 13 points (2013-14)

Largest Margin of Defeat: 20 points (1984-85)

1984-85 _____ at Neutral, L 57-77

1987-88 _____ at Neutral, W 79-67

1993-94 _____ at Southern California, W 50-49

1994-95 _____ at Iowa, W 65-55

2013-14 _____ at Neutral, W 78-65

Southern Illinois

The Series: Iowa leads, 1-0

Largest Margin of Victory: 16 points (2004-05)

2004-05 _____ at Iowa, W 66-50

St. Ambrose

The Series: Iowa leads, 3-0

Largest Margin of Victory: 41 points (1976-77)

1975-76 _____ at Iowa, W 52-27

1976-77 _____ at St. Ambrose, W 88-47

1978-79 _____ at Iowa, W 82-59

St. John's

The Series: Iowa leads, 1-0

Largest Margin of Victory: 8 points (2011-12)

2011-12 _____ at Neutral, W 60-52

St. Mary's (CA)

The Series: Iowa leads, 1-0

Largest Margin of Victory: 24 points (1994-95)

1994-95 _____ at Neutral, W 73-48

Stanford

The Series: Stanford leads, 2-0

Largest Margin of Defeat: 29 points (2009-10)

1988-89 _____ at Neutral, L 74-98

2009-10 _____ at Stanford, 67-96

Stephen F. Austin

The Series: Iowa leads, 2-1

Largest Margin of Victory: 18 points (1987-88)

Overtime Record: 0-1

1987-88 _____ at Iowa, W 83-65

1994-95 _____ at SFA, L 70-79 (ot)

1995-96 _____ at Iowa, W 64-58

Stony Brook

The Series: Iowa leads, 1-0

Largest Margin of Victory: 38 points (2013-14)

2013-14 _____ at Iowa, W 78-40

SW Louisiana

The Series: Iowa leads, 1-0

Largest Margin of Victory: 23 points (1984-85)

1984-85 _____ at Neutral, W 62-39

Syracuse

The Series: Iowa leads, 3-0

Largest Margin of Victory: 6 points (2x, last 2013-14)

1998-99 _____ at Syracuse, W 70-64

1999-00 _____ at Iowa, W 76-73

2013-14 _____ at Iowa, W 97-91

Tennessee

The Series: Tennessee leads, 2-1

Largest Margin of Victory: 16 points (1992-93)

Largest Margin of Defeat: 18 points (1986-87)

1985-86 _____ at Tennessee, L 68-73

1986-87 _____ at Iowa, L 56-74

1992-93 _____ at Iowa, W 72-56

Tennessee Tech

The Series: Iowa leads, 1-0

Largest Margin of Victory: 2 points (1988-89)

1988-89 _____ at Iowa, W 77-75

Texas

The Series: Tied, 2-2

Largest Margin of Victory: 23 points (2012-13)

Largest Margin of Defeat: 26 points (1979-80)

1979-80 _____ at Texas, L 49-75

1980-81 _____ at Iowa, L 62-82

1987-88 _____ at Neutral, W 75-65

2012-13 _____ at Neutral, W 86-63

Texas A&M

The Series: Texas A&M leads, 1-0

Largest Margin of Defeat: 16 points (2011-12)

2011-12 _____ at Neutral, L 58-74

Texas State

The Series: Iowa leads, 1-0

Largest Margin of Victory: 42 points (2008-09)

2008-09 _____ at Iowa, W 87-45

Texas Tech

The Series: Iowa leads, 1-0

Largest Margin of Victory: 8 points (2008-09)

2008-09 _____ at Neutral, W 56-48

Texas Women's College

The Series: Iowa leads, 1-0

Largest Margin of Victory: 8 points (1979-80)

1979-80 _____ at TWC, W 58-50

Texas-Pan American

The Series: Iowa leads, 1-0

Largest Margin of Victory: 48 points (2001-02)

2001-02 _____ at Iowa, W 86-38

UC Santa Barbara

The Series: Tied, 1-1

Largest Margin of Victory: 11 points (1995-96)

Largest Margin of Defeat: 13 points (1994-95)

1994-95 _____ at UC Santa Barbara, L 48-61

1995-96 _____ at Iowa, W 68-57

UC Riverside

The Series: Iowa leads, 1-0

Largest Margin of Victory: 14 points (2013-14)

2013-14 _____ at Iowa, W 70-56

UCLA

The Series: Iowa leads, 2-0

Largest Margin of Victory: 14 points (1990-91)

1990-91 _____ at Iowa, W 81-52

2016-17 _____ at Neutral, W 90-75

UNC Wilmington

**The Series: Iowa leads, 1-0****Largest Margin of Victory: 37 points (2013-14)**

2013-14 _____ at Neutral, W 102-65

UNLV**The Series: UNLV leads, 1-0****Largest Margin of Defeat: 10 points (2011-12)**

2011-12 _____ at Iowa, L 59-69

Upper Iowa**The Series: Iowa leads, 2-0****Largest Margin of Victory: 38 points (1976-77)**

1975-76 _____ at Iowa, W 70-40

1976-77 _____ at UIU, W 78-40

USC Upstate**The Series: Iowa leads, 1-0****Largest Margin of Victory: 51 points (2014-15)**

2014-15 _____ at Iowa, W 107-56

Utah**The Series: Utah leads, 4-1****Largest Margin of Victory: 6 points (2000-01)****Largest Margin of Defeat: 24 points (2000-01)**

1979-80 _____ at Utah, L 73-77

1980-81 _____ at Iowa, W 89-83

1999-00 _____ at Utah, L 61-70

2000-01 _____ at Iowa, L 42-66

2000-01 _____ at Utah, L 69-78

UT Martin**The Series: Iowa leads, 1-0****Largest Margin of Victory: 6 points (2015-16)**

2015-16 _____ at Iowa, W 62-56

UW-Platteville**The Series: Iowa leads, 2-0****Largest Margin of Victory: 34 points (1975-76)**

1975-76 _____ at UW-Platteville, W 91-57

1976-77 _____ at Iowa, W 76-53

UW-Green Bay**The Series: Tied, 1-1****Largest Margin of Victory: 24 points (2005-06)****Largest Margin of Defeat: 24 points (2006-07)**

2005-06 _____ at Iowa, W 81-57

2006-07 _____ at UW-Green Bay, L 43-67

UW-Milwaukee**The Series: Iowa leads, 2-0****Largest Margin of Victory: 40 points (2005-06)**

2004-05 _____ at UW-Milwaukee, W 59-51

2005-06 _____ at Iowa, W 82-42

Vanderbilt**The Series: Vanderbilt leads, 4-0****Largest Margin of Defeat: 30 points (1991-92)**

1989-90 _____ at Iowa, L 56-61

1991-92 _____ at Iowa, L 65-95

1995-96 _____ at Neutral, L 63-74

1997-98 _____ at Neutral, L 54-60

Vermont**The Series: Iowa leads, 1-0****Largest Margin of Victory: 22 points (2005-06)**

2005-06 _____ at Iowa, W 79-57

Virginia**The Series: Iowa leads, 3-0****Largest Margin of Victory: 16 points (1987-88)**

1987-88 _____ at Neutral, W 75-59

2001-02 _____ at Neutral, W 69-62

2015-16 _____ at UVA, W 85-73

Virginia Tech**The Series: Iowa leads, 2-1****Largest Margin of Victory: 29 points (2010-11)****Largest Margin of Defeat: 13 points (2003-04)**

2003-04 _____ at VT, L 76-89

2010-11 _____ at Neutral, W 72-43

2011-12 _____ at Iowa, W 58-47

Wake Forest**The Series: Iowa leads, 1-0****Largest Margin of Victory: 16 points (1988-89)**

1988-89 _____ at Iowa, W 78-62

Wartburg**The Series: Wartburg leads, 1-0****Largest Margin of Defeat: 8 points (1974-75)**

1974-75 _____ at Iowa, L 52-60

Washington**The Series: Washington leads, 4-2****Largest Margin of Victory: 19 points (1991-92)****Largest Margin of Defeat: 17 points (1990-91)**

1988-89 _____ at Neutral, W 53-51

1990-91 _____ at UW, L 53-70

1990-91 _____ at UW, L 61-71

1991-92 _____ at Iowa, W 58-39

1997-98 _____ at Iowa, L 62-63

1998-99 _____ at UW, L 76-84

Washington State**The Series: Tied, 1-1****Largest Margin of Victory: 18 points (1979-80)****Largest Margin of Defeat: 8 points (2016-17)**

1979-80 _____ at Iowa, W 69-51

2016-17 _____ at Iowa, L 66-74

Weber State**The Series: Iowa leads, 2-0****Largest Margin of Victory: 20 points (1999-00)**

1998-99 _____ at Iowa, W 77-57

1999-00 _____ at Weber State, W 73-55

West Virginia**The Series: Iowa leads, 4-1****Largest Margin of Victory: 30 points (1992-93)****Largest Margin of Defeat: 3 points (2009-10)**

1992-93 _____ at Iowa, W 74-44

1993-94 _____ at WVU, W 69-57

2009-10 _____ at Neutral, L 66-69

2012-13 _____ at Neutral, W 79-70

2018-19 _____ at Neutral, W 84-81

Western Illinois**The Series: Iowa leads, 8-2****Largest Margin of Victory: 53 points (2011-12)****Largest Margin of Defeat: 12 points (1974-75)****Overtime Record: 1-0****Last 10 Games: 8-2**

1974-75 _____ at WIU, L 50-62

1978-79 _____ at Neutral, W 75-66

1979-80 _____ at Iowa, W 86-55

1980-81 _____ at WIU, L 81-83

1981-82 _____ at Iowa, W 72-68

2000-01 _____ at Iowa, W 99-54

2004-05 _____ at Iowa, W 76-69

2007-08 _____ at Iowa, W 70-49

2011-12 _____ at Iowa, W 98-45

2015-16 _____ at Iowa, W 96-81 (OT)

Western Kentucky**The Series: Iowa leads, 5-3****Largest Margin of Victory: 37 points (2018-19)****Largest Margin of Defeat: 36 points (1994-95)****Last Road Win: 2018-19****Last Home Win: 2017-18**

1985-86 _____ at WKU, L 67-77

1986-87 _____ at Iowa, W 67-47

1994-95 _____ at WKU, L 43-79

1995-96 _____ at Iowa, W 68-54

1996-97 _____ at WKU, W 61-48

1998-99 _____ at Iowa, L 65-68

2017-18 _____ at Iowa, W 104-97

2018-19 _____ at WKU, W 104-67

Western Michigan**The Series: Iowa leads, 1-0****Largest Margin of Victory: 23 points (2017-18)**

2017-18 _____ at Iowa, 79-56

Wichita State**The Series: Wichita State leads 1-0****Largest Margin of Defeat: 11 points (1980-81)**

1980-81 _____ at Neutral, L 76-87

William Penn**The Series: William Penn leads 11-0****Largest Margin of Defeat: 58 points (1974-75)**

1974-75 _____ at Iowa, L 29-74

1974-75 _____ at Iowa, L 22-73

1974-75 _____ at William Penn, L 33-91

1975-76 _____ at William Penn, L 39-96

1976-77 _____ at Iowa, L 45-76

1977-78 _____ at Iowa, L 53-70

1977-78 _____ at William Penn, L 57-82

1978-79 _____ at William Penn, L 72-81

1979-80 _____ at Iowa, L 68-69

1980-81 _____ at William Penn, L 64-80

1981-82 _____ at William Penn, L 68-85

William Woods**The Series: William Woods leads 1-0****Largest Margin of Defeat: 6 points (1978-79)**

1978-79 _____ at Iowa, L 58-64

Wisconsin



The Series: Iowa leads, 46-20

Largest Margin of Victory: 48 points (1987-88)

Largest Margin of Defeat: 24 points (1982-83)

Overtime Record: 5-0

Last 10 Games: 10-0

1974-75	_____	at Iowa, L 49-65
1978-79	_____	at Iowa, W 75-68
1979-80	_____	at Iowa, W 68-51
1980-81	_____	at Wisconsin, L 69-73
1980-81	_____	At Neutral, L 67-88
1981-82	_____	Iowa, L 64-78
1981-82	_____	at Iowa, L 64-78
1982-83	_____	at Iowa, L 47-68
1982-83	_____	at Wisconsin, L 44-68
1983-84	_____	at Wisconsin, L 49-50
1983-84	_____	at Iowa, W 46-37
1984-85	_____	at Wisconsin, L 54-65
1984-85	_____	at Iowa, W 64-52
1985-86	_____	at Iowa, W 68-32
1985-86	_____	at Wisconsin, W 64-47
1986-87	_____	at Wisconsin, W 83-44
1986-87	_____	at Iowa, W 78-56
1987-88	_____	at Wisconsin, W 79-59
1987-88	_____	at Iowa, W 98-50
1988-89	_____	at Wisconsin, W 67-57
1988-89	_____	at Iowa, W 78-52
1989-90	_____	at Iowa, W 84-52
1989-90	_____	at Wisconsin, W 79-60
1990-91	_____	at Wisconsin, L 67-78
1990-91	_____	at Iowa, W 85-76 (ot)
1991-92	_____	at Wisconsin, L 58-74
1991-92	_____	at Iowa, W 63-36
1992-93	_____	at Iowa, W 65-39
1993-94	_____	at Wisconsin, W 74-67
1994-95	_____	at Wisconsin, L 62-72
1994-95	_____	at Iowa, L 55-62
1995-96	_____	at Iowa, W 68-48
1995-96	_____	at Wisconsin, W 67-63
1996-97	_____	at Iowa, L 63-69
1996-97	_____	at Wisconsin, L 56-59
1997-98	_____	at Wisconsin, W 66-63
1997-98	_____	at Iowa, W 87-76
1998-99	_____	at Wisconsin, L 72-79
1999-00	_____	at Iowa, W 66-62
2000-01	_____	at Wisconsin, L 91-94
2000-01	_____	at Iowa, W 74-68
2001-02	_____	at Iowa, L 61-68
2001-02	_____	at Wisconsin, W 76-64
2002-03	_____	at Iowa, W 77-60
2002-03	_____	at Wisconsin, W 76-59
2003-04	_____	at Iowa, W 66-46
2003-04	_____	at Wisconsin, W 87-82 (ot)
2004-05	_____	at Iowa, L 78-88
2005-06	_____	at Wisconsin, W 68-59
2006-07	_____	at Wisconsin, L 73-84
2006-07	_____	at Iowa, W 103-93
2007-08	_____	at Iowa, W 78-74 (ot)
2007-08	_____	at Wisconsin, W 87-78
2008-09	_____	at Wisconsin, W 73-63
2008-09	_____	at Iowa, W 72-65
2009-10	_____	at Iowa, W 61-51
2009-10	_____	at Wisconsin, W 68-60 (ot)

2010-11	_____	at Iowa, W 59-44
2011-12	_____	at Iowa, W 69-57
2011-12	_____	at Wisconsin, W 85-79 (ot)
2012-13	_____	at Wisconsin, W 65-56
2012-13	_____	at Iowa, W 71-60
2013-14	_____	at Wisconsin, W 82-65
2014-15	_____	at Wisconsin, W 87-75
2014-15	_____	at Iowa, W 78-74
2015-16	_____	at Wisconsin, W 57-54
2016-17	_____	at Wisconsin, W 71-60
2017-18	_____	at Wisconsin, W 56-46
2017-18	_____	at Iowa, W 88-61
2018-19	_____	at Iowa, W 71-53

Wright State

The Series: Iowa leads, 2-0

Largest Margin of Victory: 46 points (1991-92)

1991-92 _____ at Neutral, W 87-41

2015-16 _____ at Neutral, W 83-77

Wyoming

The Series: Tied, 2-2

Largest Margin of Victory: 43 points (1988-89)

Largest Margin of Defeat: 16 points (1982-83)

1979-80 _____ at Neutral, W 68-65

1982-83 _____ at Neutral, L 63-79

1988-89 _____ at Neutral, W 83-40

2007-08 _____ at Iowa, L 50-54

**IOWA RECORDS AT
CARVER-HAWKEYE ARENA**

Alabama	0-1	Missouri State	4-1	Western Michigan	1-0
Albany	1-0	Mount St. Mary's	1-0	William & Mary	1-0
American	1-0	N.C Central	1-0	Wisconsin	27-5
Arkansas-Pine Bluff	2-0	Nebraska	6-4	Wis.-Green Bay	1-0
Auburn	1-1	Nevada	1-0	Wis.-Milwaukee	1-0
Ball State	0-1	New Orleans	1-0	Wyoming	0-1
Boston College	0-1	North Carolina	0-1	TOTAL	407-112 (.784)
Boston University	2-0	North Dakota	2-0		
Bradley	5-0	Northern Illinois	4-0		
Butler	2-0	Northern Iowa	9-1		
CS-Northridge	1-0	Northeastern	1-0		
Central Michigan	1-0	Northwestern	26-4		
Charlotte	2-0	Notre Dame	0-2		
Colorado	3-0	Ohio	1-0		
Connecticut	1-1	Ohio State	21-9		
Creighton	4-3	Oral Roberts	2-0		
Dartmouth	1-0	Oregon State	1-0		
Dayton	2-0	Penn State	12-10		
Denver	1-0	Pepperdine	1-0		
DePaul	2-0	Princeton	1-0		
Detroit	1-0	Providence	1-0		
Drake	12-4	Purdue	20-11		
Florida International	1-0	Quinnipiac	2-0		
Florida State	0-1	Robert Morris	4-0		
Georgia	1-1	Rutgers	3-1		
Georgia Tech	0-2	Saint Louis	1-0		
Hampton	1-0	Samford	2-0		
Harvard	1-0	Santa Clara	1-0		
Howard	1-0	South Dakota	1-0		
Houston	0-1	South Dakota State	1-1		
Idaho State	1-0	Southern Illinois	1-0		
Illinois	28-3	Stephen F. Austin	2-0		
Illinois State	4-0	Stony Brook	1-0		
Indiana	29-2	Syracuse	2-0		
Indiana State	1-0	Tennessee	1-1		
Iowa State	13-4	Tennessee Tech	1-0		
IUPUI	2-0	Tex.-Pan American	1-0		
James Madison	1-0	Texas State	1-0		
Kansas	0-2	UCLA	1-0		
Kansas State	1-1	UNI	1-0		
Kent State	2-0	UNLV	0-1		
Lewis University	1-0	USC	1-0		
LSU	2-0	USC Upstate	1-0		
Louisiana Tech	2-1	UC-Riverside	1-0		
Marquette	3-0	UC-Santa Barbara	1-0		
Maryland	1-2	Utah	0-1		
Massachusetts	2-0	UT Martin	1-0		
Memphis	1-0	Vanderbilt	1-1		
Mercer	1-0	Vermont	1-0		
Miami (Florida)	4-0	Virginia Tech	1-0		
Miami (Ohio)	1-0	Wake Forest	1-0		
Michigan	26-7	Washington	1-1		
Michigan State	19-10	Washington State	0-1		
Middle Tennessee State	1-0	Weber State	1-0		
Minnesota	26-5	Western Illinois	5-0		
Minnesota State-Moorhead	1-0	W. Kentucky	2-1		
Mississippi Valley State	1-0	West Virginia	1-0		
Missouri	5-0	Western Kentucky	1-0		



TEAM RECORDS

Field Goals Made

44 (44-79) - PENN STATE vs. Howard, 11-26-89

Field Goals Att.

93 (33-93) - NIU vs. Washington, 11-30-91

Field Goal Pct.

.642 (34-53) - IOWA vs. Ohio State, 2-28-86

.689 (42-61) - IOWA vs. Western Kentucky, 11-13-18

Free Throws Made

51 (51-69) - WASHINGTON vs. Northern Ill., 11-30-91

Free Throws Att.

69 (51-69) - WASHINGTON vs. Northern Ill., 11-30-91

Free Throw Pct.

1.000 (7-7) - NORTHWESTERN vs. Iowa, 3-7-87

1.000 (10-10) - IOWA vs. UNLV, 11-13-11

1.000 (9-9) - IOWA vs. Wisconsin, 2-16-11

1.000 (16-16) - IOWA vs. Wisconsin, 1-19-12

1.000 (7-7) - INDIANA vs. Iowa, 2-21-16

1.000 (11-11) - MINN. STATE-MOORHEAD vs. Iowa, 11-5-17

1.000 (15-15) - IOWA vs. Northern Illinois, 11-15-17

1.000 (15-15) - IOWA vs. Iowa State, 12-5-18

3-Pointers Made

17 (17-34) - IOWA vs. Idaho State, 12-7-13

3-Pointers Att.

39 (8-39) - DRAKE vs. Iowa, 12-21-17

3-Point Pct. (Min. of 8 att.)

.875 (7-8) - IOWA vs. Penn State, 2-18-07

Points

107 - IOWA vs. USC Upstate, 11-14-14

107 - PENN STATE vs. Howard, 11-26-89

Rebounds

70 - WASHINGTON vs. Northern Illinois, 11-30-91

INDIVIDUAL RECORDS

Field Goals Made

17 (17-27), Amy Herrig (IOWA) vs. N'Western, 2-14-99

17 (17-23) Megan Gustafson (IOWA) vs. Purdue, 1-13-17

Field Goals Att.

30 (13-30), Tyra Grant (PSU) vs. Iowa, 2-1-09

30 (13-30), Heather Butler (UTM) vs. Notre Dame, 3-24-13

Field Goal Pct. (Min. of 8 attempts)

1.000 (9-9), Jamie Cavey (IOWA) vs. M'Quette, 3-23-03

1.000 (8-8), Andrea Harmon (IOWA) vs. N'Western, 1-16-94

Free Throws Made

23 (23-27), Shaunda Greene (WA) vs. NIU, 11-30-91

Free Throws Att.

27 (23-27), Shaunda Greene (WA) vs. NIU, 11-30-91

Free Throw Pct. (Min. of 10 attempts)

1.000 (13-13), Jolene Anderson (WISC) vs. Iowa, 1-13-08

1.000 (12-12), Lindsey Meder (IOWA) vs. IU, 2-4-01

1.000 (11-11), Cara Consuegra (IOWA) vs. MSU, 1-20-00

1.000 (10-10), Kachine Alexander (IOWA) vs. PSU, 2-1-09

1.000 (11-11), Jaime Printy (IOWA) vs. MTSU, 11-4-12

1.000 (10-10), Bridget Carleton (ISU) vs. Iowa, 12-7-16

1.000 (11-11) Megan Gustafson (IOWA) vs. Michigan, 12-31-17

3-Pointers Made

10, Maxaan Reese (MSU) vs. Iowa, 1-29-99

3-Pointers Att.

17, Imani Wright (FLORIDA STATE) vs. Iowa, 1-29-17

3-Point Pct. (Min. of 5 attempts)

1.000 (5-5), Jess Walter (Indiana) vs Iowa, 2-15-15

1.000 (5-5), Jennifer Lingor (SMS) vs. Iowa, 11-27-01

1.000 (5-5), Stacy Frese (IOWA) vs. Minn., 1-28-96

Rebounds

26, by Jerica Watson (IOWA), vs. Creighton, 12-15-01

Points

45, by Megan Gustafson (IOWA), vs. Maryland, 3-10-19

42, by Amy Herrig (IOWA), vs. Northwestern, 2-14-99

42 by Jolene Anderson (WISC) vs. Iowa (OT), 1-13-08

Assists

14, Samantha Logic (IOWA) vs. Dayton, 11-10-13

Steals

9, Lynn Kennedy (IOWA) vs. Indiana, 1-29-84

9, Laurie Aaron (IOWA) vs. UNC Charlotte, 12-12-92

Blocks

9, by Bethany Doolittle (IOWA) vs. Minnesota, 3-1-15

Minutes

54, by Brianne O'Rourke (PSU) vs. Iowa, 2-1-09



POINTS

Game	48, Megan Gustafson vs. Minnesota, 3-2-18
CHA (game)	42, Amy Herrig vs. Northwestern, 2-14-99
Big Ten (game)	48, Megan Gustafson vs. Minnesota, 3-2-18
Season	1,001, Megan Gustafson, 2018-19
Career	2,781, Megan Gustafson, 2015-19

REBOUNDS

Game	26, Jerica Watson vs. Creighton, 12-15-01
CHA (game)	26, Jerica Watson vs. Creighton, 12-15-01
Big Ten (game)	25, Amy Herrig vs. Purdue, 1-10-99
Season	481, Megan Gustafson, 2018-19
Career	1450, Megan Gustafson, 2015-19

ASSISTS

Game	14, Samantha Logic vs. Texas, 12-28-12
	14, Samantha Logic vs. Dayton, 11-10-13
	14, Samantha Logic at Illinois, 1-8-15
	14, Samantha Logic vs. Baylor, 3-27-15
CHA (game)	14, Samantha Logic vs. Dayton, 11-10-13
Big Ten (game)	14, Samantha Logic at Illinois, 1-8-15
Season	276, Samantha Logic, 2014-15
Career	898, Samantha Logic, 201-15

BLOCKS

Game	9, Bethany Doolittle vs. Minnesota, 3-1-15
CHA (game)	9, Bethany Doolittle vs. Minnesota, 3-1-15
Big Ten (game)	9, Bethany Doolittle vs. Minnesota, 3-1-15
Season	106, Bethany Doolittle, 2013-14
Career	293, Morgan Johnson, 2009-13

STEALS

Game	9, Lisa Anderson vs. Bradley, 11-19-82
	9, Lynn Kennedy vs. Indiana, 1-29-84
	9, Franthea Price vs. Purdue, 2-11-90
	9, Laurie Aaron vs. UNC-Charlotte, 12-12-92
CHA (game)	9, Lynn Kennedy vs. Indiana, 1-29-84
	9, Laurie Aaron vs. UNC-Charlotte, 12-12-92
Big Ten (game)	9, Lynn Kennedy vs. Indiana, 1-29-84
	9, Franthea Price vs. Purdue, 2-11-90
Season	122, Laurie Aaron, 1992-93
Career	321, Franthea Price, 1986-90

FIELD GOALS MADE

Game	19 (19-26), Megan Gustafson vs. Minnesota, 3-2-18
CHA (game)	17 (17-27), Amy Herrig vs. Northwestern, 2-14-99
	17 (17-24), Megan Gustafson vs. Michigan St., 2-7-19
Big Ten (game)	19 (19-26), Megan Gustafson vs. Minnesota, 3-2-18
Season	412 (412-592), Megan Gustafson, 2018-19
Career	867 (867-1784), Cindy Haugejorde, 1979-80

FIELD GOALS ATTEMPTED

Game	35 (14-35), Cindy Haugejorde vs. Iowa State, 12-2-80
CHA (game)	29 (12-29), Franthea Price vs. Howard, 11-25-89
Big Ten (game)	27 (17-27), Amy Herrig vs. Northwestern, 2-14-99
	27 (16-27), Lisa Becker vs. Northwestern, 3-2-84
	27 (13-27), Franthea Price vs. Northwestern, 2-4-90
Season	592 (412-592), Megan Gustafson, 2018-19
Career	1784 (867-1784), Cindy Haugejorde, 1976-80

FIELD GOAL PERCENTAGE

Game	1.000 (9-9), Jamie Cavey vs. Marquette, 3-23-03
	1.000 (9-9), Crystal Smith vs. Rider, 11-26-05
	1.000 (8-8), Alexa Kastanek at Northern Iowa, 11-22-15
CHA (game)	1.000 (9-9), Jamie Cavey vs. Marquette, 3-23-03
Big Ten (game)	1.000 (8-8), Andrea Harmon vs. Northwestern, 1-16-94
Season	.696 (412-592), Megan Gustafson, 2018-19
Career	.658 (1127-1713), Megan Gustafson, 2015-19

INDIVIDUAL RECORDS



FREE THROWS MADE

Game _____ 17 (17-20), Kachine Alexander vs. Illinois, 2-14-10
17 (17-17), Jaime Printy vs. West Virginia, 11-25-12
CHA (game) _____ 17 (17-20), Kachine Alexander vs. Illinois, 2-14-10
Big Ten (game) _____ 17 (17-20), Kachine Alexander vs. Illinois, 2-14-10
Season _____ 183 (183-227), Megan Gustafson, 2017-18
Career _____ 526 (526-681), Megan Gustafson, 2015-19

FREE THROWS ATTEMPTED

Game _____ 20 (17-20), Kachine Alexander vs. Illinois, 2-14-10
CHA (game) _____ 20 (17-20), Kachine Alexander vs. Illinois, 2-14-10
Big Ten (game) _____ 20 (17-20), Kachine Alexander vs. Illinois, 2-14-10
Season _____ 227 (183-227), Megan Gustafson, 2017-18
Career _____ 709 (522-709), Ally Disterhoft, 2013-17

3-POINTERS MADE

Game _____ 10, Melissa Dixon at Drake, 12-21-14
CHA (game) _____ 8, Melissa Dixon vs. Minnesota, 3-1-15
Big Ten (game) _____ 9, Melissa Dixon at Northwestern, 1-29-15
Season _____ 124, Melissa Dixon, 2014-15
Career _____ 334, Melissa Dixon, 2012-15

3-POINTERS ATTEMPTED

Game _____ 17, Melissa Dixon at Minnesota, 2-17-15
CHA (game) _____ 15 Jaime Printy vs. Michigan, 1-2-11
15, Melissa Dixon vs. Michigan, 2-26-12
Big Ten (game) _____ 17, Melissa Dixon at Minnesota, 2-17-15
Season _____ 278, Melissa Dixon, 2013-14
Career _____ 847, Melissa Dixon, 2012-15

3-POINT FIELD GOAL PERCENTAGE

Game (Min. 5 attempts) _____ .900 (9-10), Melissa Dixon at Northwestern, 1-29-15
Season _____ .495 (45-91), Kristi Smith, 2006-07
_____ .571 (4-7) Logan Cook, 2018-19
Career _____ .407 (185-454), Kristi Smith, 2005-09

FREE THROW PERCENTAGE

Game (Min. 10 attempts) _____ 1.000 (12-12), Lindsey Meder vs. Indiana, 2-4-01
1.000 (11-11), Tia Jackson vs. SW Missouri St., 12-5-93
1.000 (11-11), Cara Consuegra vs. Michigan St., 1-20-00
1.000 (10-10), Kachine Alexander vs. Arkansas State, 11-13-10
1.000 (10-10), Jaime Printy at Indiana, 2-27-11
1.000 (11-11), Crystal Smith vs. Illinois, 1-1-06
1.000 (17-17), Jaime Printy vs. West Virginia, 11-25-12
1.000 (11-11), Jaime Printy vs. Middle Tennessee, 11-14-12
1.000 (11-11), Morgan Johnson at Wisconsin, 1-10-13
1.000 (12-12), Ally Disterhoft at Ohio State, 1-19-14
1.000 (11-11), Megan Gustafson at Wisconsin, 12-28-17
1.000 (11-11), Megan Gustafson vs. Michigan, 12-31-17
1.000 (10-10), Megan Gustafson at Illinois, 1-7-18
CHA (game) _____ 1.000 (12-12), Lindsey Meder vs. Indiana, 2-4-01
1.000 (11-11), Cara Consuegra vs. Michigan St., 1-20-00
1.000 (11-11), Tia Jackson vs. SW Missouri St., 12-5-93
1.000 (10-10), Kachine Alexander vs. Penn State, 2-1-09
1.000 (11-11), Megan Gustafson vs. Michigan, 12-31-17
Big Ten (game) _____ 1.000 (12-12), Lindsey Meder vs. Indiana, 2-4-01
1.000 (11-11), Cara Consuegra vs. Michigan St., 1-20-00
1.000 (11-11), Crystal Smith vs. Illinois, 1-1-06
1.000 (10-10), Kachine Alexander vs. Penn State, 2-1-09
1.000 (10-10), Jaime Printy at Indiana, 2-27-11
1.000 (12-12), Ally Disterhoft at Ohio State, 1-19-14
1.000 (11-11), Megan Gustafson at Wisconsin, 12-28-17
1.000 (11-11), Megan Gustafson vs. Michigan, 12-31-17
Season _____ 1.000 (10-10), Megan Gustafson at Illinois, 1-7-18
_____ .925 (135-146), Jaime Printy, 2012-13
Career _____ .892 (174-195), Wendy Ausdemore, 2005-09

POINTS IN A HALF

Half _____ 28, Crystal Smith at Louisiana Tech, 11-22-05
_____ 27, Melissa Dixon vs. Syracuse, 12-5-13

DOUBLE-DOUBLES

Season _____ 33, Megan Gustafson, 2018-19
Career _____ 88, Megan Gustafson, 2015-19

**1000 - POINT CLUB**

Rk.	Pts.	Player	Year
1.	1001	Megan Gustafson	18-19

800 - POINT CLUB

Rk.	Pts.	Player	Year
2.	823	Megan Gustafson	17-18

600 - POINT CLUB

Rk.	Pts.	Player	Year
2.	693	Cindy Haugejorde	79-80
3.	628	Megan Gustafson	16-17
4.	621	Michelle Edwards	87-88
5.	614	Franthea Price	89-90

500 - POINT CLUB

6.	577	Tangela Smith	97-98
7.	565	Ally Disterhoft	15-16
8.	564	Michelle Edwards	86-87
9.	560	Ally Disterhoft	16-17
10.	556	Crystal Smith	04-05
11.	543	Jamie Cavey	04-05
12.	539	Kristi Faulkner	02-03
		Cindy Haugejorde	78-79
14.	537	Jennie Lillis	02-03
15.	523	Lindsey Meder	00-01
16.	520	Jaime Printy	10-11
17.	516	Lindsey Meder	99-00
18.	512	Bethany Doolittle	13-14
19.	504	Amy Herrig	98-99
20.	503	Melissa Dixon	14-15
		Ally Disterhoft	14-15
22.	501	Jaime Printy	09-10

400 - POINT CLUB

23.	499	Crystal Smith	05-06
24.	497	Shanda Berry	88-89
25.	491	Lindsey Meder	01-02
26.	490	Morgan Johnson	12-13
27.	487	Jamie Cavey	03-04
		Toni Foster	92-93
29.	484	Cindy Haugejorde	77-78
30.	481	Tiffany Gooden	95-96
31.	480	Bethany Doolittle	14-15
32.	477	Necole Tunsil	93-94
		Samantha Logic	13-14
		Toni Foster	90-91
34.	475	Ally Disterhoft	13-14
35.	474	Melissa Dixon	13-14
36.	473	Kristi Faulkner	03-04
37.	469	Kamille Wahlin	09-10
		Jennie Lillis	03-04
39.	463	Morgan Johnson	11-12
40.	461	Franthea Price	88-89
41.	459	Samantha Logic	14-15
42.	456	Lisa Long	86-87
43.	450	Shanda Berry	87-88
44.	449	Toni Foster	91-92
45.	448	Kachine Alexander	10-11
46.	448	Jollette Law	88-89
47.	445	Theairra Taylor	13-14
49.	432	Kachine Alexander	09-10
		Jaime Printy	12-13
51.	429	Jennie Lillis	01-02
52.	425	Kristi Smith	07-08
53.	424	Jollette Law	89-90
54.	423	Franthea Price	87-88

55.	422	Kristi Smith	08-09
		Tangela Smith	95-96
57.	418	Tia Jackson	92-93
58.	416	Lisa Becker	83-84
59.	414	Megan Skouby	05-06
60.	410	Randi Peterson	00-01
61.	409	Robin Christian	88-89
62.	402	Kristi Smith	06-07
63.	401	Hannah Stewart	18-19

300 - POINT CLUB

63.	398	Kamille Wahlin	11-12
64.	395	Wendy Ausdemore	08-09
65.	394	Cara Consuegra	99-00
66.	388	Megan Skouby	08-09
		Jaime Printy	11-12
68.	381	Wendy Ausdemore	06-07
69.	376	Lindsey Meder	98-99
70.	372	Kamille Wahlin	10-11
		Tania Davis	18-19
71.	371	Jerica Watson	01-02
		Wendy Ausdemore	07-08
73.	368	Kim Howard	80-81
		Lisa Long	84-85
		Michelle Edwards	85-86
76.	365	Chase Coley	15-16
77.	364	Cindy Haugejorde	76-77
78.	360	Laurie Aaron	92-93
79.	359	Johanna Solverson	04-05
		Nadine Domond	95-96
81.	357	Tia Jackson	94-95
82.	352	Megan Gustafson	15-16
		Lynn Kennedy	85-86
84.	351	Diana Williams	75-76
85.	350	Robin Anderson	82-83
86.	349	Tiffany Gooden	94-95
87.	348	Tangela Smith	96-97
		Kathleen Doyle	18-19
88.	347	Cara Consuegra	00-01
89.	344	Laurie Aaron	91-92
90.	343	Megan Skouby	06-07
91.	342	Cathy Marx	93-94
		Melissa Dixon	12-13
93.	339	Amy Herrig	97-98
		Donna Freitag	82-83
		Stephanie Schueler	90-91
		Necole Tunsil	92-93
97.	338	Lisa Becker	84-85
98.	333	Jennie Lillis	00-01
99.	332	Kathleen Doyle	17-18
100.	330	Lisa Anderson	81-82
		Nadine Domond	97-98
102.	328	Johanna Solverson	07-08
103.	327	Melinda Hippen	81-82
104.	326	Robin Anderson	80-81
105.	324	Morgan Johnson	10-11
106.	321	Stephanie Schueler	89-90
		Samantha Logic	12-13
108.	319	Kachine Alexander	08-09
109.	318	Whitney Jennings	15-16
		Angela Hamblin	96-97
111.	313	Kathleen Doyle	16-17
		Makenzie Meyer	18-19
112.	309	Cara Consuegra	98-99
113.	308	Whitney Jennings	14-15
114.	306	Lisa Becker	85-86
115.	301	Sue Beckwith	79-80

200 - POINT CLUB

116.	298	Kim Howard	81-82
117.	297	Kelly Krei	09-10
		Morgan Johnson	09-10
119.	295	Theairra Taylor	12-13
120.	294	Megan Skouby	07-08
		Lisa Anderson	82-83
122.	292	Samantha Logic	11-12
123.	289	Nadine Domond	96-97
124.	288	Amy Herrig	96-97
125.	287	Kelly Krei	10-11
126.	286	Chase Coley	17-18
127.	285	Johanna Solverson	02-03
128.	281	Mackenzie Meyer	17-18
129.	275	Lisa Becker	86-87
130.	274	Lisa Anderson	80-81
131.	269	Alexis Sevilian	17-18
132.	268	Tania Davis	15-16
		Michelle Edwards	84-85
134.	263	Alexa Kastanek	15-16
		Lisa Long	85-86
136.	262	Robin Anderson	84-85
137.	259	Jollette Law	87-88
138.	258	Krista VandeVenter	05-06
139.	257	Sue Beckwith	78-79
140.	256	Angela Hamblin	97-98
141.	255	Leah Magner	00-01
142.	251	Mary Berdo	00-01
		Tangela Smith	94-95
		Necole Tunsil	90-91
		Tania Davis	16-17
146.	249	Leah Magner	01-02
147.	246	Franthea Price	86-87
148.	245	Katie Abrahamson	89-90
		Bethany Doolittle	12-13
150.	243	Kamille Wahlin	08-09
151.	242	Krista VandeVenter	04-05
152.	239	Randi Peterson	98-99
		Tricia Blair	86-87
154.	235	Hannah Stewart	17-18
155.	234	Kristi Faulkner	01-02
156.	233	Angie Lee	81-82
157.	232	Makenzie Meyer	16-17
158.	231	Melinda Hippen	80-81
		Lynn Kennedy	84-85
160.	230	Tiffany Gooden	96-97
161.	229	LaTonya Tate	90-91
162.	225	Lynn Kennedy	83-84
163.	224	Trisha Waugh	90-91
		Robin Christian	87-88
165.	222	Lynn Oberbillig	77-78
		Lisa Anderson	83-84
		Virgie Dillingham	93-94
168.	220	Jolynn Schneider	87-88
169.	218	Jane Heilskov	79-80
170.	216	Necole Tunsil	91-92
171.	214	April Calhoun	02-03
172.	211	Kelly Krei	11-12
173.	209	Tia Jackson	91-92
174.	207	Tiffany Reedy	05-06
		Jenna Armstrong	04-05
175.	206	Kristi Smith	05-06
		Cyndi Gaude	78-79
		Angela Hamblin	95-96
		Stacy Schlapkohl	07-08
179.	204	JoAnn Hamlin	08-09
180.	202	Kim Howard	79-80
		LaTonya Tate	91-92



Field Goals Made

Game _____ 44 (44-72) vs. Simpson, 11-15-78
 CHA (Game) _____ 43 (43-86) vs. Minnesota, 2-12-88
 Big Ten (Game) _____ 43 (43-86) vs. Minnesota, 2-12-88
 Season _____ 1085 (1085-2107), 2018-19

Field Goals Attempted

Game _____ 97 (33-97) vs. Iowa Wesleyan, 12-6-77
 CHA (Game) _____ 86 (43-86) vs. Minnesota, 2-12-88
 Big Ten (Game) _____ 86 (43-86) vs. Minnesota, 2-12-88
 Season _____ 2181 (1005-2181), 2013-14

Field Goal Percentage

Game _____ .689 (42-61) at Western Kentucky, 11-13-18
 CHA (Game) _____ .643 (36-56) vs. Robert Morris, 12-2-18
 Big Ten (Game) _____ .667 (28-42) vs. Northwestern, 1-4-87
 Season _____ .515 (1085-2107), 2018-19

Free Throws Made

Game _____ 42 (42-50) vs. West Virginia, 11-25-12
 CHA (Game) _____ 33 (33-43) vs. Indiana State, 11-15-06
 Big Ten (Game) _____ 31 (31-38) vs. Wisconsin, 2-25-07
 Season _____ 557 (557-750), 2013-14

Free Throws Attempted

Game _____ 50 (42-50) vs. West Virginia, 11-25-12
 CHA (Game) _____ 43 (33-43) vs. Indiana State, 11-15-06
 Big Ten (Game) _____ 38 (31-38) vs. Wisconsin, 2-25-07
 Season _____ 750 (557-750), 2013-14

Free Throw Percentage

Game _____ 1.000 (13-13) vs Purdue, 3-1-98
 _____ 1.000 (16-16) vs. Columbia, 11-28-10
 _____ 1.000 (10-10) vs. UNLV 11-13-11
 _____ 1.000 (16-16) vs. Wisconsin, 1-19-12
 _____ 1.000 (13-13) at Ohio State, 2-21-15
 _____ 1.000 (16-16) at Minnesota, 2-15-16
 _____ 1.000 (15-15) vs. Northern Illinois, 11-15-17
 _____ 1.000 (15-15) vs. Iowa State, 12/5/18
 _____ 1.000 (10-10) vs. Northwestern, 3/3/19
 CHA (Game) _____ 1.000 (16-16) vs. Wisconsin, 1-19-12
 _____ 1.000 (15-15) vs. Northern Illinois, 11-15-17
 _____ 1.000 (15-15) vs. Iowa State, 12/5/18
 _____ 1.000 (10-10) vs. Northwestern, 3/3/19
 Big Ten (Game) _____ 1.000 (16-16) vs. Wisconsin, 1-19-12
 _____ 1.000 (13-13) at Ohio State, 2-21-15
 _____ 1.000 (16-16) at Minnesota, 2-15-16
 _____ 1.000 (10-10) vs. Northwestern, 3/3/19
 Season _____ .794 (446-562), 2011-12

3-Pointers Made

Game _____ 19 (19-28) at Northwestern, 1-29-15
 CHA (Game) _____ 17 (17-34) vs. Idaho State, 12-7-13
 Big Ten (Game) _____ 19 (19-28) at Northwestern, 1-29-15
 Season _____ 274 (274-696), 2014-15

3-Pointers Attempted

Game _____ 37 (11-37) at North Carolina, 12-2-10
 CHA (Game) _____ 35 (14-35) vs. Mississippi Valley State, 12-22-119
 Big Ten (Game) _____ 34 (11-34) vs. Penn State, 2-1-09
 _____ 34 (11-34) at Penn State, 12-28-10
 Season _____ 739 (247-739), 2013-14

Consecutive 3-Pointers Made

Game _____ 7 vs. Minnesota, 2-17-08
 _____ 7 at Northwestern, 1-29-15

Rebounds

Game _____ 69 vs. Northern Iowa, 11-26-02
 CHA (Game) _____ 69 vs. Northern Iowa, 11-26-02
 Big Ten (Game) _____ 61 vs. Wisconsin, 1-8-93
 Season _____ 1365, 2018-19

Assists

Game _____ 36 vs. N. Carolina Central, 11-17-2018
 CHA (Game) _____ 36 vs. N. Carolina Central, 11-17-2018
 Big Ten (Game) _____ 32 at Northwestern, 1-29-15
 Season _____ 775, 2018-19

Blocks

Game _____ 13 vs. Minnesota, 2-28-10
 CHA (Game) _____ 13 vs. Minnesota, 2-28-10
 Big Ten (Game) _____ 13 vs. Minnesota, 2-28-10
 Season _____ 189, 2012-13

Points

Game _____ 107 vs. USC Upstate, 11-14-14
 CHA (Game) _____ 107 vs. USC Upstate, 11-14-14
 Big Ten (Game) _____ 103 vs. Wisconsin, 2-25-07
 _____ 103 at Minnesota, 1-25-18
 Season _____ 2821, 2018-19

Field Goal Percentage in a Half

Game _____ .739 (17-23) at Wisconsin, 3-2-08

Most First Half Points

Game _____ 63 vs. Ohio University, 11-30-91
 CHA (Game) _____ 63 vs. Ohio University, 11-30-91
 Big Ten (Game) _____ 58 at Northwestern, 1-29-15

Most First Half Points Allowed

Game _____ 63 at Minnesota, 1-12-03
 CHA (Game) _____ 56 vs. Nebraska, 1-28-18
 Big Ten (Game) _____ 63 at Minnesota, 1-12-03

Fewest First Half Points

Game _____ 13 at UW-Green Bay, 12-7-06
 _____ 13 at Iowa State, 12-5-07
 CHA (Game) _____ 18 vs. Wisconsin, 2-24-84
 Big Ten (Game) _____ 18 vs. Wisconsin, 2-24-84
 _____ 18 vs. Purdue, 3-3-96

Fewest First Half Points Allowed

Game _____ 10 vs. Massachusetts, 11-19-16
 CHA (Game) _____ 10 vs. Massachusetts, 11-19-16
 Big Ten (Game) _____ 11 vs. Illinois, 3-1-92
 _____ 11 vs. Wisconsin, 2-16-11

Most Second Half Points

Game _____ 65 at Wisconsin, 12-31-00
 CHA (Game) _____ 60 vs. Syracuse, 12-5-13
 Big Ten (Game) _____ 65 at Wisconsin, 12-31-00

Most Second Half Points Allowed

Game _____ 60 vs. Notre Dame, 11-29-18
 CHA (Game) _____ 57 vs. Ohio State, 2-5-04
 Big Ten (Game) _____ 58 at Northwestern, 1-29-15

Fewest Second Half Points

Game _____ 16 at Connecticut, 3-18-02
 CHA (Game) _____ 18 vs. Ohio State, 2-3-85
 Big Ten (Game) _____ 17 at Ohio State, 2-4-07
 _____ 17 vs. Purdue, 2-11-96
 _____ 17 at Purdue, 2-19-17

Fewest Second Half Points Allowed

Game _____ 10 vs. James Madison, 11-26-94
 CHA (Game) _____ 10 vs. James Madison, 11-26-94
 Big Ten (Game) _____ 13 vs. Wisconsin, 1-26-86

Fewest Points Allowed

Game _____ 23 vs. Cornell, 1-31-75
 CHA (Game) _____ 30 vs. James Madison, 11-26-94
 Big Ten (Game) _____ 32 vs. Wisconsin, 1-26-86

Winning Streaks

All Games _____ 22, 1987-88
 Big Ten Games _____ 23, 1987-88
 Home Games _____ 46, 1986-90
 Big Ten Home Games _____ 41, 1985-90
 Away Games _____ 12, 1987-88
 Big Ten Away Games _____ 8, 1989-90
 _____ 8, 1995-96

Losing Streaks

All Games _____ 7, 1975-76, 1982-83, 1998-99
 Big Ten Games _____ 8, 1982-83
 Home Games _____ 4, 1975-76 and 1981-82
 Big Ten Home Games _____ 4, 1981-82
 Away Games _____ 10, 1982-83
 Big Ten Away Games _____ 9, 1982-83

**FRESHMAN****Scoring**

1.	Jaime Printy (2009-10)	501
2.	Ally Disterhoft (2013-14)	474
3.	Lisa Becker (1983-84)	416
4.	Megan Skouby (2005-06)	414
5.	Lindsey Meder (1998-99)	376
6.	Cindy Haugejorde (1976-77)	364
7.	Megan Gustafson (2015-16)	352
8.	Diana Williams (1975-76)	351
9.	Tiffany Gooden (1994-95)	349
10.	Jennie Lillis (2000-01)	333
11.	Robin Anderson (1980-81)	326
12.	Kathleen Doyle (2016-17)	313

Blocks

1.	Morgan Johnson (2009-10)	79
2.	Tangela Smith (1994-95)	73
3.	Megan Gustafson (2015-16)	58
4.	Megan Skouby (2005-06)	47
5.	Jennie Lillis (2000-01)	22
6.	Bethany Doolittle (2011-12)	19
7.	Toni Foster (1989-90)	18

3-Pointers Made

1.	Jaime Printy (2009-10)	82
2.	Alexis Se villian (2017-18)	59
3.	Lindsey Meder (1998-99)	49
4.	Makenzie Meyer (2016-17)	42
5.	Whitney Jennings (2014-15)	36
6.	Melissa Dixon (2011-12)	35
7.	Ally Disterhoft (2013-14)	33
8.	Johanna Solverson (2002-03)	30
9.	Kamille Wahlin (2008-09)	28
10.	Leah Magner (1998-99)	26

Rebounding

1.	Krista VandeVenter (2004-05)	252
2.	Cindy Haugejorde (1976-77)	237
3.	Ally Disterhoft (2013-14)	229
4.	Megan Gustafson (2015-16)	225
5.	Samantha Logic (2011-12)	220
6.	Morgan Johnson (2009-10)	217
7.	Jennie Lillis (2000-01)	173
8.	Lynn Kennedy (1983-84)	152

Assists

1.	Kathleen Doyle (2016-17)	148
2.	Samantha Logic (2011-12)	136
3.	Tania Davis (2015-16)	111
4.	Jaime Printy (2009-10)	99
5.	Cara Consuegra (1997-98)	94
6.	Whitney Jennings (2014-15)	92
7.	Kamille Wahlin (2008-09)	87
8.	Kristi Smith (2005-06)	82
9.	Necole Tunsil (1990-91)	78

Steals

1.	Kathleen Doyle (2016-17)	71
2.	Johanna Solverson (2002-03)	57
3.	Lynn Kennedy (1983-84)	39
4.	Tania Davis (2015-16)	37
5.	Krista VandeVenter (2004-05)	36
6.	Whitney Jennings (2014-15)	35
7.	Jennie Lillis (2000-01)	34
8.	Necole Tunsil (1990-91)	33

SOPHOMORE**Scoring**

1.	Megan Gustafson (2016-17)	628
2.	Kristi Faulkner (2002-03)	539
3.	Jaime Printy (2010-11)	520
4.	Lindsey Meder (1999-00)	516
5.	Ally Disterhoft (2014-15)	503
6.	Cindy Haugejorde (1977-78)	484
7.	Tiffany Gooden (1995-96)	481
8.	Toni Foster (1990-91)	475
9.	Kamille Wahlin (2009-10)	469
10.	Jennie Lillis (2001-02)	429

Blocks

1.	Morgan Johnson (2010-11)	76
2.	Tangela Smith (1996-97)	69
3.	Bethany Doolittle (2012-13)	59
4.	Megan Gustafson (2016-17)	45
4.	Toni Foster (1990-91)	40
5.	Chase Coley (2015-16)	37
	Megan Skouby (2006-07)	37
7.	JoAnn Hamlin (2007-08)	23

3-Pointers Made

1.	Kamille Wahlin (2009-10)	84
2.	Melissa Dixon (2012-13)	78
3.	Jaime Printy (2010-11)	70
4.	Wendy Ausdemore (2006-07)	62
5.	Lindsey Meder (1999-00)	60
6.	Kelly Krei (2009-10)	55

Rebounding

1.	Megan Gustafson (2016-17)	343
2.	Cindy Haugejorde (1977-78)	300
3.	Kachine Alexander (2008-09)	282
4.	Lisa Long (1984-85)	267
5.	Toni Foster (1990-91)	247
6.	Krista VandeVenter (2005-06)	237

Assists

1.	Samantha Logic (2012-13)	217
2.	Kathleen Doyle (2017-18)	199
3.	Cara Consuegra (1998-99)	153
	April Calhoun (2002-03)	153
4.	Kachine Alexander (2008-09)	121
	Kristi Smith (2006-07)	121
6.	Mackenzie Meyer (2017-18)	111
7.	Steph Schueler (1988-89)	105

Steals

1.	Samantha Logic (2012-13)	62
2.	Krista VandeVenter (2005-06)	61
3.	Toni Foster (1990-91)	56
4.	Karen Clayton (1993-94)	55
5.	Nadine Domond (1995-96)	49
	Crystal Smith (2003-04)	49
	Kristi Smith (2006-07)	49

**JUNIOR****Scoring**

1.	Megan Gustafson (2017-18)	823
2.	Ally Disterhoft (2015-16)	565
3.	Michelle Edwards (1986-87)	564
4.	Crystal Smith (2004-05)	556
5.	Kristi Faulkner (2002-03)	539
	Cindy Haugejorde (1978-79)	539
7.	Jennie Lillis (2002-03)	537
8.	Lindsey Meder (2000-01)	523
9.	Bethany Doolittle (2013-14)	512
10.	Jamie Cavey (2003-04)	487
11.	Tiffany Gooden (1996-97)	481
12.	Samantha Logic (2013-14)	477
13.	Melissa Dixon (2013-14)	473
14.	Morgan Johnson (2011-12)	461
15.	Franthea Price (1988-89)	459

Blocks

1.	Bethany Doolittle (2013-14)	106
2.	Morgan Johnson (2011-12)	70
3.	Megan Gustafson (2017-18)	66
4.	Toni Foster (1991-92)	47
5.	Jennie Lillis (2002-03)	40
6.	Tangela Smith (1996-97)	39
7.	Ally Disterhoft (2015-16)	28
	Lisa Becker (1985-86)	28

3-Pointers Made

1.	Melissa Dixon (2013-14)	97
2.	Wendy Ausdemore (2007-08)	78
3.	Lindsey Meder (2000-01)	68
4.	Makenzie Meyer (2018-19)	62
5.	Alexa Kastanek (2015-16)	56
6.	Kamille Wahlin (2009-10)	55
7.	Kelly Krei (2009-10)	54
8.	Kristi Smith (2007-08)	53

Rebounding

1.	Megan Gustafson (2017-18)	411
2.	Kachine Alexander (2009-10)	281
3.	Shanda Berry (1987-88)	263
4.	Toni Foster (1991-92)	243
5.	Lisa Long (1985-86)	240
6.	Jennie Lillis (2002-03)	239

Assists

1.	Samantha Logic (2013-14)	269
2.	Cara Consuegra (1999-00)	138
3.	Johanna Solverson (2004-05)	136
4.	Nadine Domond (1996-97)	135
5.	Jolette Law (1988-89)	132
6.	Laurie Aaron (1991-92)	123
	Michelle Edwards (1986-87)	123

Steals

1.	Laurie Aaron (1991-92)	101
2.	Franthea Price (1988-89)	95
3.	Shanda Berry (1988-89)	89
4.	Samantha Logic (2013-14)	88
5.	Crystal Smith (2004-05)	80
6.	Michelle Edwards (1986-87)	70
	Johanna Solverson (2004-05)	70

SENIOR**Scoring**

1.	Megan Gustafson (2018-19)	1,001
2.	Cindy Haugejorde (1979-80)	672
3.	Michelle Edwards (1987-88)	621
4.	Franthea Price (1989-90)	614
5.	Tangela Smith (1997-98)	577
6.	Ally Disterhoft (2016-17)	560
7.	Jamie Cavey (2004-05)	543
8.	Amy Herrig (1998-99)	504
9.	Melissa Dixon (2014-15)	503
10.	Crystal Smith (2005-06)	499
11.	Shanda Berry (1988-89)	497
12.	Lindsey Meder (2001-02)	491
13.	Morgan Johnson (2012-13)	490
14.	Toni Foster (1992-93)	487

Blocks

1.	Bethany Doolittle (2014-15)	94
2.	Morgan Johnson (2012-13)	68
3.	Megan Gustafson (2018-19)	63
4.	Jerica Watson (2001-02)	59
5.	Jamie Cavey (2004-05)	58
6.	Tangela Smith (1997-98)	54
7.	Megan Skouby (2008-09)	46
8.	Toni Foster (1992-93)	40
9.	Cathy Marx (1993-94)	40

3-Pointers Made

1.	Melissa Dixon (2014-15)	124
2.	Lindsey Meder (2001-02)	84
3.	Kristi Smith (2008-09)	65
4.	Kamille Wahlin (2011-12)	64
5.	Wendy Ausdemore (2008-09)	61
6.	Kristi Faulkner (2003-04)	57
7.	Jaime Printy (2012-13)	55
8.	Leah Magner (2001-02)	54

Rebounding

1.	Megan Gustafson (2018-19)	481
2.	Amy Herrig (1998-99)	306
3.	Cindy Haugejorde (1979-80)	295
	Kachine Alexander (2010-11)	295
4.	Lisa Long (1986-87)	282
5.	Shanda Berry (1988-89)	276

Assists

1.	Samantha Logic (2014-15)	276
2.	Cara Consuegra (2000-01)	191
3.	Tania Davis (2018-19)	162
4.	Michelle Edwards (1987-88)	140
5.	Karen Clayton (1995-96)	136
6.	Lisa Anderson (1983-84)	128
7.	Jolette Law (1989-90)	122
	Steph Schueler (1990-91)	122

Steals

1.	Laurie Aaron (1992-93)	122
2.	Michelle Edwards (1987-88)	89
3.	Franthea Price (1989-90)	84
4.	Steph Schueler (1990-91)	76
5.	Jerica Watson (2001-02)	72



SCORING

Rank	Pts.	Player	Years
1.	2804	Megan Gustafson	15-19
2.	2102	Ally Disterhoft	13-17
3.	2059	Cindy Haugejorde	76-80
4.	1906	Lindsey Meder	98-02
5.	1841	Jaime Printy	10-13
6.	1821	Michelle Edwards	84-88
7.	1762	Jennie Lillis	00-04
8.	1742	Franthea Price	86-90
9.	1606	Toni Foster	89-93
10.	1598	Tangela Smith	94-98
11.	1582	Morgan Johnson	10-13
12.	1546	Samantha Logic	12-15
13.	1483	Kamille Wahlin	09-12
14.	1480	Melissa Dixon	12-15
15.	1455	Kristi Smith	05-09
16.	1439	Megan Skouby	05-09
17.	1353	Bethany Doolittle	12-15
18.	1343	Wendy Ausdemore	05-09
19.	1335	Lisa Becker	83-87
20.	1319	Amy Herrig	95-99
21.	1283	Necole Tunsil	90-94
22.	1265	Jamie Cavey	01-05
23.	1242	Kristi Faulkner	01-04
24.	1239	Kachine Alexander	08-11
25.	1230	Lisa Long	83-87
26.	1193	Crystal Smith	02-06
27.	1160	Tia Jackson	90-95
28.	1147	Cara Consuegra	97-01
29.	1137	Jolette Law	86-90
30.	1130	Johanna Solverson	02-05, 08
31.	1129	Lisa Anderson	80-84
32.	1100	Shanda Berry	85-89
33.	1048	Kim Howard	78-82
34.	1046	Robin Anderson	80-85
35.	1024	Tiffany Gooden	94-98
36.	1007	Tania Davis	15-19
37.	993	Kathleen Doyle	16-present
38.	936	Randi Peterson	97-00

STEALS

Rank	Stls.	Player	Years
1.	321	Franthea Price	86-90
2.	260	Samantha Logic	12-15
3.	248	Laurie Aaron	89-93
4.	235	Michelle Edwards	84-88
5.	222	Steph Schueler	87-91
6.	213	Crystal Smith	02-06
7.	205	Jolette Law	86-90
8.	192	Johanna Solverson	02-05, 07-08
9.	190	Jennie Lillis	00-04
10.	183	Kathleen Doyle	16-present
11.	177	Nadine Domond	94-98
	177	Lisa Anderson	80-84
13.	168	Tia Jackson	90-95
14.	167	Toni Foster	89-93
15.	166	Cara Consuegra	97-01
16.	154	Lynn Kennedy	83-87
17.	150	Krista VandeVenter	04-08

REBOUNDING

Rank	Reb.	Player	Years
1.	1450	Megan Gustafson	15-19
2.	1067	Cindy Haugejorde	76-80
3.	922	Samantha Logic	12-15
4.	910	Kachine Alexander	08-11
5.	887	Toni Foster	89-93
6.	886	Morgan Johnson	10-13
7.	859	Tangela Smith	94-98
8.	848	Lisa Long	83-87
9.	827	Jennie Lillis	00-04
10.	792	Krista VandeVenter	04-08
11.	789	Amy Herrig	95-99
12.	788	Ally Disterhoft	13-17
13.	745	Randi Peterson	97-01
14.	726	Franthea Price	86-90
15.	691	Lisa Becker	83-87
16.	653	Shanda Berry	86-89
17.	650	Bethany Doolittle	12-15
18.	615	Kachine Alexander	08-11
19.	614	Lynn Kennedy	83-87
20.	570	Johanna Solverson	02-05, 08
21.	564	Necole Tunsil	90-94
22.	561	Kelly Krei	09-12
23.	559	Chase Coley	14-18
24.	536	Kim Howard	78-82
25.	518	Megan Skouby	05-09
26.	507	Tia Jackson	90-95
27.	506	Jamie Cavey	01-05
28.	493	Jenee Graham	04-08
29.	490	Wendy Ausdemore	05-09
30.	489	Jerica Watson	98-02
31.	488	Hannah Stewart	15-19
32.	482	Michelle Edwards	84-88

ASSISTS

Rank	Ast.	Player	Years
1.	898	Samantha Logic	12-15
2.	576	Cara Consuegra	97-01
3.	517	Kathleen Doyle	16-present
4.	431	Michelle Edwards	84-88
	431	Tania Davis	15-19
5.	427	Kamille Wahlin	09-12
6.	412	Kristi Smith	05-09
	412	Jaime Printy	10-13
7.	391	Johanna Solverson	02-05
8.	387	Franthea Price	86-90
9.	367	Steph Schueler	87-91
10.	357	Nadine Domond	94-98
11.	353	Jolette Law	86-90
12.	339	Kachine Alexander	08-11
13.	322	Lisa Anderson	80-84
14.	313	Ally Disterhoft	13-17
15.	297	Jennie Lillis	00-04
16.	280	Tricia Blair	83-87
17.	279	Laurie Aaron	89-93
	279	Necole Tunsil	90-94
18.	262	Leah Magner	98-02
19.	252	Kristi Faulkner	01-04
20.	245	Wendy Ausdemore	05-09

**3-POINT FIELD GOALS MADE**

Rank	3-pters	Player	Years
1.	334	Melissa Dixon	12-15
2.	261	Lindsey Meder	98-02
3.	252	Jaime Printy	10-13
4.	231	Kamille Wahlin	09-12
5.	221	Wendy Ausdemore	05-09
6.	185	Kristi Smith	05-09
7	162	Kelly Krei	09-12
	162	Ally Disterhoft	13-17
9.	156	Leah Magner	98-02
10.	155	Makenzie Meyer	16-Present
11.	138	Kristi Faulkner	01-04
12.	126	Tania Davis	15-19
12.	125	Johanna Solverson	02-05, 08
	125	Tania Davis	15-19
14.	118	Nadine Domond	94-98
15	116	Crystal Smith	02-06
16.	108	Jenna Armstrong	01-05
17.	97	Franthea Price	87-90

BLOCKS

Rank	Blks.	Player	Years
1.	293	Morgan Johnson	10-13
2.	278	Bethany Doolittle	12-15
3.	235	Tangela Smith	94-98
4.	232	Megan Gustafson	15-19
5.	153	Megan Skouby	05-09
6.	145	Toni Foster	89-93
7.	114	Jennie Lillis	02-03
8.	94	Jamie Cavey	01-05
9.	88	Chase Coley	14-18
10.	86	Cathy Marx	90-94
11.	83	Lisa Becker	83-87
12.	82	Jerica Watson	98-02
13.	78	Lisa Long	83-87
	78	Ally Disterhoft	13-17
15	66	Amy Herrig	95-99
16.	56	Randi Peterson	97-01

TRIPLE-DOUBLES**Player**

Cara Consuegra

Kachine Alexander

Kachine Alexander

Samantha Logic

Samantha Logic

Samantha Logic

Samantha Logic

Samantha Logic

Samantha Logic

Statistics

17 points, 10 rebounds, 10 assists

10 points, 11 rebounds, 12 assists

26 points, 21 rebounds, 10 assists

13 points, 11 rebounds, 11 assists

12 points, 17 rebounds, 10 assists

14 points, 11 rebounds, 10 assists

18 points, 10 rebounds, 11 assists

12 points, 11 rebounds, 10 assists

13 points, 10 rebounds, 14 assists

Opponent (Date)

at Indiana (2-3-00)

vs. Northwestern (1-18-09)

vs. Penn State (2-1-09)

vs. Michigan (2-26-12)

vs. Drake (12-21-13)

at Penn State (2-6-14)

at Purdue (2-16-14)

vs. Dayton (11-22-14)

vs. Baylor (3-27-15)

**WINNING MARGIN
(MORE THAN 35 POINTS)**

Margin	(Score)	Opponent, Year
67	(106-67)	N.C. Central, 18-19
68	(91-23)	Cornell, 74-75
58	(97-39)	Bucknell, 92-93
55	(89-34)	Boise State, 96-97
54	(97-43)	Missouri State, 12-13
53	(98-45)	WIU, 11-12
53	(79-26)	Marshalltown, 76-77
52	(96-44)	NIU, 77-78
51	(107-56)	USC Upstate, 14-15
51	(87-36)	Illinois, 87-88
49	(100-51)	Minnesota, 87-88
49	(88-39)	Northern Iowa, 15-16
48	(95-47)	Idaho State, 13-14
48	(86-38)	Texas PA, 01-02
48	(98-50)	Wisconsin, 87-88
47	(88-41)	Rider, 05-06
46	(90-44)	Drake, 92-93
46	(87-41)	Wright State, 91-92
45	(99-54)	WIU, 00-01
45	(97-52)	Ohio, 91-92
45	(90-45)	Oregon State, 88-89
45	(106-61)	UNI, 78-79
44	(90-46)	Morgan State, 17-18
44	(87-43)	NIU, 07-08
44	(93-49)	Iowa State, 87-88
43	(86-43)	Creighton, 01-02
43	(94-51)	Minnesota, 95-96
43	(92-49)	Bradley, 99-00
43	(83-40)	Wyoming, 88-89
43	(97-54)	Minnesota, 88-89
43	(84-41)	Minnesota, 87-88
42	(87-45)	Texas State, 08-09
41	(81-40)	Minnesota, 86-87
41	(88-47)	St. Ambrose, 76-77
41	(71-30)	Massachusetts, 16-17
40	(85-45)	Arkansas-Pine Bluff, 17-18
40	(82-42)	UW-Mil, 05-06
40	(92-52)	Northwestern, 00-01
40	(82-42)	Michigan, 88-89
40	(89-49)	Michigan St. 88-89
40	(81-41)	Iowa State, 84-85
38	(76-38)	Ark-Pine Bluff, 13-14
38	(78-40)	Stony Brook, 13-14
38	(91-53)	Bradley, 10-11
38	(81-43)	N'western, 87-88
38	(78-40)	Purdue, 83-84
38	(78-40)	Upper Iowa, 76-77
37	(102-65)	UNCW, 13-14
37	(71-34)	Michigan, 92-93
37	(104-67)	Western Kentucky, 18-19
36	(91-55)	Minnesota, 97-98
36	(78-42)	Minnesota, 96-97
36	(81-45)	Michigan, 91-92
36	(74-38)	Drake, 87-88
36	(68-32)	Wisconsin, 85-86
36	(68-32)	Clarke College, 75-76
35	(89-54)	Michigan, 87-88
35	(78-43)	Connecticut, 83-84
35	(90-55)	UNI, 78-79
35	(83-48)	Kent State, 16-17

**LOSING MARGIN
(MORE THAN 30 POINTS)**

Margin	(Score)	Opponent, Year
59	(112-53)	Grandview, 75-76
58	(91-33)	William Penn, 75-75
57	(96-39)	William Penn, 75-76
51	(73-22)	William Penn, 75-75
49	(94-45)	Luther, 75-76
47	(90-43)	Minnesota, 81-82
45	(74-29)	William Penn, 74-75
43	(60-103)	Kansas State, 02-03
42	(90-48)	Illinois State, 75-76
40	(87-47)	Penn State, 84-85
38	(86-48)	Connecticut, 01-02
36	(85-49)	Ohio State, 06-07
36	(91-55)	Auburn, 99-00
36	(79-43)	W. Kentucky, 94-95
36	(68-32)	IA Wesleyan, 74-75
35	(96-61)	Drake, 81-82
34	(86-52)	Louisville, 14-15
34	(52-86)	Penn State, 02-03
34	(105-71)	Notre Dame, 18-19
33	(76-43)	California, 08-09
33	(96-63)	Drake, 78-79

31	(81-50)	Minnesota, 04-05
31	(76-45)	William Penn, 76-77

IOWA'S**100-POINT GAMES**

107	USC Upstate (56), 14-15
106	North Carolina (81), 89-90
106	Northern Iowa (61), 78-79
106	N.C. Central (39), 18-19
105	Northern Illinois (80), 17-18
104	Western Kentucky (97), 17-18
104	Western Kentucky (67), 18-19
103	Ohio State (89), 17-18
103	Wisconsin (93), 06-07
102	Northwestern (99), 14-15
102	UNC-Wilmington (65), 13-14
101	Simpson (75), 78-79
100	Drake (98), 14-15
100	Minnesota (51), 87-88

OPPONENT'S**100-POINT GAMES**

112	Grandview (53), 75-76
105	Notre Dame (71), 18-19
103	Kansas State (60), 02-03
103	Brigham Young (79), 79-80
101	Iowa State (94) - 2ot, 03-04
101	Missouri State (87), 00-01
101	Drake (71), 78-79
100	Ohio State (82), 14-15
100	Maryland (81), 16-17

IOWA SINGLE-GAME HIGHS

107	USC Upstate (56), 14-15
106	Northern Iowa (61), 78-79
106	North Carolina (81), 89-90
106	N.C. Central (39), 18-19
105	Northern Illinois (80), 17-18
104	Western Kentucky (97), 17-18
104	Western Kentucky (67), 18-19
103	Ohio State (89), 17-18
103	Wisconsin (93), 06-07
102	UNC-Wilmington (65), 13-14
102	Northwestern (99), 14-15
101	Simpson (75), 78-79
100	Minnesota (51), 87-88
100	Drake (98), 14-15
99	Western Illinois (54), 00-01
98	Western Illinois (45), 11-12
98	Northern Iowa (68), 02-03
98	Wisconsin (50), 87-88
97	Michigan (85), 15-16
97	Pepperdine (68), 14-15
97	Syracuse (91), 13-14
97	Dayton (93), 13-14
97	Missouri State (43), 12-13
97	Penn State (89), 08-09 - 3OT
97	Bucknell (39), 92-93
97	Ohio University (52), 91-92
97	Minnesota (54), 88-89
97	DePaul (87), 80-81
96	Western Illinois (81) - ot, 15-16
96	Penn State (81), 01-02
96	Purdue (87), 00-01
96	Grandview (66), 79-80
96	Northern Illinois (44), 77-78
96	Oral Roberts (76), 16-17
95	Idaho State (47), 13-14
95	Northwestern (61), 00-01
95	Missouri State (74), 16-17
94	Iowa State (101) - 2ot, 03-04
94	Minnesota (51), 95-96
94	Illinois (75), 18-19
93	Florida State (94), 17-18
93	Indiana (79), 10-11
93	Quinnipiac (73), 06-07
93	FIU (86), 03-04
93	Saint Louis (64), 02-03
93	Iowa State (56), 87-88
92	Minnesota (84), 17-18
92	Minnesota (76), 14-15
92	Drake (72), 05-06
92	Northwestern (52), 00-01
92	Colorado (66), 00-01
92	Bradley (49), 99-00
92	Northern Illinois (59), 92-93
92	Robert Morris (63), 18-19
91	Bradley (53), 10-11

91	Louisiana Tech (95) - 2ot, 05-06
91	Creighton (82), 04-05
91	Illinois (73), 03-04
91	Wisconsin (94), 00-01
91	Minnesota (55), 97-98
91	Minnesota (82), 78-79
91	Wisc.-Platteville (57), 75-76
91	Cornell (23), 74-75
91	Drake (82), 18-19
90	Morgan State (46), 17-18
90	Dayton (83), 14-15
90	Northwestern (84), 13-14
90	Harvard (81), 11-12
90	Central Michigan (79), 10-11
90	Gonzaga (72), 01-02
90	Purdue (75), 01-02
90	Drake (44), 92-93
90	Northwestern (72), 91-92
90	Howard (57), 89-90
90	Oregon State (45), 88-89
90	Illinois (63), 87-88
90	Northern Iowa (55), 78-79
90	James Madison (75), 16-17
90	Maryland (76), 18-19

OVERTIME GAMES**(28-24)**

Iowa State 74, Iowa 71	12/3/78
NW Missouri 73, Iowa 71	2/28/81
Iowa 74, Northern Iowa 68	1/27/82
Iowa 86, Iowa State 75	12/5/83
Iowa 69, Northwestern 66	2/23/86
Penn State 78, Iowa 74	12/29/86
Iowa 70, Indiana 63	2/24/89
Iowa 79, Purdue 67	2/11/90
Purdue 84, Iowa 75	1/13/91
Iowa 85, Wisconsin 76	3/9/91
SMS 61, Iowa 60	3/22/92
Ohio State 73, Iowa 72	4/3/93
Stephen F. Austin 79, Iowa 70	12/3/94
Iowa 65, Kansas 58	12/3/95
Iowa 66, Drake 63	11/16/97
Purdue 75, Iowa 66	1/11/98
Michigan 69, Iowa 65	1/25/98
Purdue 71, Iowa 69	1/10/99
Iowa 89, Oregon 82	3/17/01
Drake 75, Iowa 72	11/25/01
Indiana 78, Iowa 76	3/1/02
Iowa 84, IUPUI 75	11/23/02
NC State 69, Iowa 66	11/29/02
Creighton 84, Iowa 72	12/28/03
Iowa 87, Wisconsin 82	2/12/04
Iowa 91, Creighton 82	12/10/04
Iowa 77, Purdue 71	2/2/06
Minnesota 80, Iowa 78	1/25/07
Iowa 68, Minnesota 66	1/3/08
Iowa 78, Wisconsin 74	1/13/08
South Florida 82, Iowa 79	11/28/08
Penn State 77, Iowa 73	12/28/09
Minnesota 72, Iowa 69	1/3/10
Iowa 68, Wisconsin 60	2/28/10
Kansas State 81, Iowa 78	12/13/11
Iowa 69, Illinois 62	1/5/12
Iowa 85, Wisconsin 79	2/2/12
Iowa 69, Middle Tennessee 63	11/14/12
Iowa 77, Ohio State 71	1/3/13
Iowa 97, Dayton 93	11/10/13
Iowa 78, Nebraska 72	1/26/15
Ohio State 91, Iowa 85	3/7/15
Iowa 96, Western Illinois 81	11/19/15
Iowa 87, Michigan State 83	2/9/17
Iowa 104, Western Kentucky 97	11/11/17
Iowa 71, Michigan State 68	2/1/18
Iowa 77, Rutgers 67	2/21/18

DOUBLE OVERTIME GAMES**(0-4)**

Michigan State 71, Iowa 70	1/15/95
Iowa State 101, Iowa 94	12/3/03
Louisiana Tech 95, Iowa 91	11/22/05
George Washington 83, Iowa 77	11/27/15
Indiana 80, Iowa 77	2/22/17

TRIPLE OVERTIME GAMES**(1-0)**

Iowa 97, Penn State 89	2/1/09
------------------------	--------



NCAA TOURNAMENT

Individual

Points ____ 32, Tangel Smith vs. UMass, 1998
 FG ____ 13, Michelle Edwards vs. S.F. Austin, 1988
 FGA ____ 22, Michelle Edwards vs. S.F. Austin, 1988
 3pt. FG ____ 5, Theairra Taylor vs. Marist, 2014
 ____ 5, Jaime Printy vs. Gonzaga, 2011
 ____ 5, Arnedo Yarbrough vs. Mount St. Mary's, 1994
 ____ 5, Arnedo Yarbrough vs. Alabama, 1994
 3pt. FGA ____ 13, Arnedo Yarbrough vs. Mount St. Mary's, 1994
 FT ____ 11, Kachine Alexander vs. Georgia Tech, 2009
 FTA ____ 14, Kachine Alexander vs. Georgia Tech, 2009
 Rebounds ____ 19, Megan Gustafson vs. Missouri, 2019
 Assists ____ 14, Samantha Logic vs. Baylor, 2015
 Blocks ____ 5, Bethany Doolittle vs. Baylor, 2015
 ____ 5, Tangel Smith vs. Butler, 1996
 Steals ____ 7, Laurie Aaron vs. Old Dominion, 1993

Team

Points ____ 89 vs. Oregon, 2001
 FG ____ 34 vs. Tennessee Tech, 1989
 ____ 34 vs. S.F. Austin, 1988
 FGA ____ 75 vs. Alabama, 1994
 FG% ____ 61.8% vs. Tennessee Tech (34-of-55), 1989
 3pt. FG ____ 13 vs. Gonzaga, 2011
 3pt. FGA ____ 29 vs. Gonzaga, 2011
 FT ____ 28 vs. Tennessee, 1993
 FTA ____ 34 vs. Tennessee, 1993
 FT% ____ 88.9% vs. American (16-of-18), 2015
 Rebounds ____ 48 vs. Southern California, 1988
 Assists ____ 24 vs. Southern California, 1988
 Blocks ____ 8 vs. Virginia Tech, 2004
 Steals ____ 18 vs. S.F. Austin, 1988

BIG TEN TOURNAMENT

Individual

Points ____ 48, Megan Gustafson vs. Minnesota, 2018
 FG ____ 19, Megan Gustafson vs. Minnesota, 2018
 FGA ____ 26, Megan Gustafson vs. Minnesota, 2018
 3pt. FG ____ 6, Melissa Dixon vs. Ohio State, 2015
 3pt. FGA ____ 12, Melissa Dixon vs. Ohio State, 2015
 ____ 12, Jaime Printy vs. Penn State, 2010
 FT ____ 11, Cara Consuegra vs. Purdue, 2001
 FTA ____ 14, Cara Consuegra vs. Purdue, 2001
 Rebounds ____ 17, Megan Gustafson vs. Indiana, 2019
 Assists ____ 11, Samantha Logic vs. Purdue, 2014
 Blocks ____ 6, Chase Coley vs. Michigan, 2016
 ____ 6, Bethany Doolittle vs. Ohio State, 2015
 ____ 6, Morgan Johnson vs. Nebraska, 2012
 Steals ____ 6, Whitney Jennings vs. Michigan, 2016
 ____ 6, Randi Peterson vs. Northwestern, 2000

Team

Points ____ 97 vs. Michigan, 2016
 FG ____ 37 vs. Michigan, 2016
 FGA ____ 70 vs. Ohio State, 2015
 FG% ____ 60.7% vs. Michigan (37-61), 2016
 3pt. FG ____ 11 vs. Penn State, 2010
 3pt. FGA ____ 26 vs. Nebraska, 2013
 FT ____ 28 vs. Indiana, 2001
 FTA ____ 35 vs. Indiana, 2001
 FT% ____ 1.000 vs. Purdue (12-of-12), 1998
 ____ .955 vs. Penn State (21-of-22), 2010 * - 20 attempts
 Rebounds ____ 52 vs. Northwestern, 2003
 Assists ____ 28 vs. Michigan, 2016
 Blocks ____ 12 vs. Michigan, 2016
 Steals ____ 15 vs. Illinois, 1997

WNIT

Team

Points ____ 95 vs. Missouri State, 2017
 FG ____ 38 vs. Missouri State, 2017
 FGA ____ 68 vs. Saint Louis, 2003
 FG% ____ 62.3% vs. Missouri State, 2017
 3pt. FG ____ 9 at SMS, 2005
 ____ 9 vs. Colorado, 2017
 3pt. FGA ____ 25 vs. Colorado, 2017
 FT ____ 19 vs. Saint Louis, 2003
 FTA ____ 29 vs. Washington State
 FT% ____ 88.2% vs. Marquette (15-of-17), 2003
 Rebounds ____ 57 vs. Saint Louis, 2003
 Assists ____ 26 at SMS, 2005
 Blocks ____ 9 vs. South Dakota, 2017
 Steals ____ 12 vs. Creighton, 2005

Individual

Points ____ 33, Megan Gustafson vs. South Dakota, 2017
 FG ____ 15, Megan Gustafson vs. South Dakota, 2017
 FGA ____ 19, Crystal Smith vs. Arkansas State, 2005
 ____ 19, Jamie Cavey at SMS, 2005
 3pt. FG ____ 5, Alexa Kastanek vs. Colorado, 2017
 3pt. FGA ____ 9, Alexa Kastanek vs. Colorado, 2017
 FT ____ 11, Ally Disterhoft vs. Washington State, 2017
 FTA ____ 14, Ally Disterhoft vs. Washington State, 2017
 Rebounds ____ 15, Megan Gustafson vs. Washington State, 2017
 Assists ____ 8, Johanna Solverson, at SMS, 2005
 ____ 8, Kathleen Doyle vs. Washington State, 2017
 Blocks ____ 4, Jennie Lillis vs. Marquette, 2003
 Steals ____ 5, Crystal Smith vs. Creighton, 2005



INDIVIDUAL

Scoring

	Player	Pts.	Avg.	Year
1.	Megan Gustafson	1001	27.8	18-19
2.	Megan Gustafson	823	25.7	17-18
30.	Cindy Haugejorde	672	23.2	79-80
4.	Franthea Price	614	21.2	89-90
5.	Cindy Haugejorde	484	21.0	77-78
6.	Michelle Edwards	621	20.1	87-88
7.	Tangela Smith	577	19.9	97-98
8.	Lindsey Meder	516	19.1	99-00
9.	Amy Herrig	504	18.7	98-99
10.	Cindy Haugejorde	539	18.6	78-79

Rebounding

	Player	Reb.	Avg.	Year
1.	Megan Gustafson	481	13.4	18-19
2.	Megan Gustafson	411	12.8	17-18
3.	Cindy Haugejorde	300	13.0	77-78
3.	Cindy Haugejorde	237	11.9	76-77
4.	Amy Herrig	306	11.3	98-99
5.	Kachine Alexander	281	10.4	09-10
6.	Cindy Haugejorde	295	10.2	79-80
7.	Megan Gustafson	343	10.1	16-17
8.	Lisa Long	267	9.5	84-85
9.	Kachine Alexander	295	9.5	10-11
10.	Jerica Watson	264	9.4	01-02

Assists

	Player	Ast.	Avg.	Year
1.	Samantha Logic	276	8.1	14-15
2.	Samantha Logic	269	7.5	13-14
3.	Kathleen Doyle	199	6.6	17-18
4.	Samantha Logic	217	6.4	12-13
5.	Cara Consuegra	191	6.2	00-01
6.	Kathleen Doyle	170	5.9	18-19
7.	Cara Consuegra	153	5.8	98-99
8.	Cara Consuegra	138	5.1	99-00
9.	Lisa Anderson	128	4.7	83-84
10.	April Calhoun	153	4.6	02-03
11.	Nadine Domond	135	4.5	96-97
12.	Michelle Edwards	140	4.5	87-88

Steals

	Player	Steals	Avg.	Year
1.	Laurie Aaron	122	3.9	92-93
2.	Laurie Aaron	101	3.5	91-92
3.	Franthea Price	95	3.0	88-89
4.	Franthea Price	84	2.9	89-90
4.	Michelle Edwards	89	2.9	87-88
6.	Lynn Kennedy	79	2.7	85-86
7.	Jerica Watson	72	2.6	01-02
8.	Steph Schueler	76	2.6	90-91
9.	Samantha Logic	88	2.4	13-14
9.	Crystal Smith	70	2.4	05-06
9.	Crystal Smith	80	2.4	03-04

FG Percentage

	Player	FG-FGA	Pct.	Year
1.	Megan Gustafson	412-592	.696	18-19
2.	Megan Gustafson	320-477	.671	17-18
3.	Cathy Marx	71-106	.670	91-92
4.	Megan Gustafson	260-402	.647	16-17
5.	Jamie Cavey	73-114	.640	02-03
6.	Bethany Doolittle	226-409	.553	13-14
7.	Lisa Becker	135-255	.529	85-86
8.	Michelle Edwards	265-457	.580	87-88
9.	Jamie Cavey	190-338	.562	03-04
10.	Tangela Smith	240-429	.559	97-98

3-PT FG Percentage

	Player	3PT-3PTA	Pct.	Year
1.	Franthea Price	28-46	.608	87-88
2.	Kristi Smith	45-91	.495	06-07
3.	Wendy Ausdemore	78-171	.456	07-08
4.	Melissa Dixon	124-275	.451	14-15
4.	Franthea Price	47-108	.451	89-90
6.	Lindsey Meder	49-114	.449	98-99
7.	Kristi Faulkner	57-129	.442	03-04
8.	Kali Peschel	23-53	.434	14-15
9.	Lindsey Meder	84-194	.433	01-02
10.	Wendy Ausdemore	62-149	.416	06-07

FT Percentage

	Player	FT-FTA	Pct.	Year
1.	Jaime Printy	135-146	.925	12-13
2.	Makenzie Meyer	52-57	.912	06-07
3.	Wendy Ausdemore	55-61	.902	06-07
4.	Melissa Dixon	70-78	.897	13-14
5.	Melissa Dixon	51-57	.895	14-15
6.	Lindsey Meder	101-113	.894	00-01
7.	Jaime Printy	83-94	.883	09-10
8.	Makenzie Meyer	45-51	.882	18-19
8.	Kristi Faulkner	145-165	.879	02-03
9.	Tania Davis	72-82	.878	16-17
10.	Kristi Faulkner	92-106	.868	03-04

TEAM

Scoring

	Year	Pts.	Avg.
1.	2014-15	2703	79.5
2.	2017-18	2518	78.7
3.	2018-19	2821	78.4
4.	2013-14	2814	78.2
5.	1987-88	2406	77.6
6.	2000-01	1927	76.7
7.	1978-9	2220	76.5
8.	1989-90	2210	76.2
9.	2001-02	2209	76.2
9.	2016-17	2588	76.1

Rebounding

	Year	Reb.	Avg.
1.	2017-18	1351	42.2
2.	1977-78	965	41.9
3.	1995-96	1298	41.9
4.	1992-93	1297	41.8
5.	1994-95	1144	40.9
6.	1978-79	1173	40.4
7.	1975-76	1131	40.3
8.	2001-02	1167	40.2
9.	2010-11	1238	39.9
10.	1984-85	1105	39.5
10.	1999-00	1067	39.5

Assists

	Year	Ast.	Avg.
1.	2018-19	775	21.5
2.	2017-18	686	21.4
3.	1981-82	287	19.1
4.	2000-01	572	18.5
5.	2014-15	614	18.1
6.	2013-14	644	17.9
7.	2001-02	518	17.9
8.	2002-03	567	17.2
9.	1991-92	490	16.9
10.	2005-06	486	16.8

Steals

	Year	Steals	Avg.
1.	1988-89	414	12.9
2.	1987-88	393	12.7
3.	1991-92	365	12.6
4.	1989-90	349	12.0
5.	1992-93	345	11.1
6.	1986-87	328	10.6
7.	1985-86	298	10.2
8.	1990-91	301	10.0
9.	1983-84	258	9.6
9.	2000-01	299	9.6

3-PT FG Percentage

	Year	3PT-3PTA	Pct.
1.	2006-07	157-391	.402
2.	1989-90	80-200	.400
3.	2014-15	274-696	.394
4.	2007-08	197-506	.389
5.	1987-88	33-86	.384
6.	1998-99	93-247	.377
7.	2000-01	175-473	.370
8.	2009-10	269-729	.369
9.	1993-94	51-139	.367
10.	2008-09	196-537	.365

FG Percentage

	Year	FG-FGA	Pct.
1.	1987-88	997-2009	.496
2.	2017-18	940-1923	.489
3.	1985-86	846-1737	.487
4.	1986-87	928-1919	.484
5.	1988-89	977-2018	.484
6.	1990-91	822-1732	.475
7.	2016-17	953-2024	.471
8.	1991-92	842-1793	.470
9.	2004-05	858-1831	.469
10.	1989-90	893-1922	.465
10.	1996-97	801-1721	.465

FT Percentage

	Year	FT-FTA	Pct.
1.	2011-12	446-562	.794
2.	2008-09	462-583	.792
3.	2006-07	461-585	.788
4.	2018-19	450-582	.773
5.	2009-10	452-586	.771
6.	2017-18	464-602	.771
7.	2003-04	433-563	.769
8.	2010-11	478-628	.761
9.	2005-06	447-588	.760
10.	2012-13	440-582	.756



Overall Games					Big Ten Games			
Year	Coach	W-L	Home	Away	Off. Avg.	Def. Avg.	W-L	Finish
1974-75	Lark Birdsong	5-16	1-3	4-13	49.9	---		
1975-76	Lark Birdsong	9-18	3-7	6-11	55.2	---		
1976-77	Lark Birdsong	10-11	3-5	7-6	66.0	---		
1977-78	Lark Birdsong	8-15	3-4	5-11	70.9	---		
1978-79	Lark Birdsong	18-11	7-2	11-9	76.5	---		
1979-80	Judy McMullen	15-14	5-5	10-9	68.5	---		
1980-81	Judy McMullen	8-17	4-4	4-13	72.6	77.8		
1981-82	Judy McMullen	8-17	3-6	5-11	62.4	72.7		
1982-83	Judy McMullen	7-20	6-7	1-13	62.7	70.9	2-16	T-9th
1983-84	C. Vivian Stringer	17-10	10-2	7-8	65.8	58.8	11-7	T-3rd
1984-85	C. Vivian Stringer	20-8	11-1	9-7	64.2	55.4	14-4	2nd
1985-86	C. Vivian Stringer	22-7	14-1	8-6	66.7	57.0	15-3	2nd
1986-87	C. Vivian Stringer	26-5	14-1	12-4	71.1	56.9	17-1	T-1st
1987-88	C. Vivian Stringer	29-2	14-0	15-2	77.6	57.6	17-1	1st
1988-89	C. Vivian Stringer	27-5	14-0	12-5	75.3	59.8	16-2	T-1st
1989-90	C. Vivian Stringer	23-6	11-3	12-3	76.2	57.9	15-3	T-1st
1990-91	C. Vivian Stringer	21-9	11-2	10-7	67.8	59.2	13-5	T-2nd
1991-92	C. Vivian Stringer	25-4	13-1	12-3	70.7	58.0	16-2	1st
1992-93	C. Vivian Stringer	27-4	15-0	12-4	72.8	54.3	16-2	T-1st
1993-94	C. Vivian Stringer	21-7	11-2	10-5	63.9	57.8	13-5	3rd
1994-95	C. Vivian Stringer	11-17	6-5	5-12	58.7	58.6	6-10	9th
1995-96	Angie Lee	27-4	14-0	9-4	69.4	59.4	15-1	1st
1996-97	Angie Lee	18-12	6-5	12-7	67.3	59.9	9-7	T-4th
1997-98	Angie Lee	18-11	10-3	8-8	68.5	65.1	13-3	1st
1998-99	Angie Lee	12-15	7-6	5-9	70.4	72.4	7-9	8th
1999-00	Angie Lee	9-18	7-6	2-12	67.3	70.7	6-10	7th
2000-01	Lisa Bluder	21-10	12-2	9-8	76.7	69.6	12-4	T-2nd
2001-02	Lisa Bluder	18-11	9-4	9-7	76.2	70.1	10-6	4th
2002-03	Lisa Bluder	18-15	12-5	6-10	72.0	71.0	6-10	7th
2003-04	Lisa Bluder	16-13	7-6	9-7	73.4	73.4	10-6	T-4th
2004-05	Lisa Bluder	23-10	11-4	12-6	69.8	64.4	8-8	6th
2005-06	Lisa Bluder	17-12	11-3	5-6	72.3	66.0	10-6	5th
2006-07	Lisa Bluder	14-16	7-8	7-8	67.8	71.7	6-10	T-8th
2007-08	Lisa Bluder	21-11	13-3	6-5	65.7	60.2	13-5	T-1st
2008-09	Lisa Bluder	21-11	13-2	6-6	68.0	63.9	13-5	T-2nd
2009-10	Lisa Bluder	20-14	12-4	4-8	69.4	66.9	10-8	T-3rd
2010-11	Lisa Bluder	22-9	12-2	10-7	71.0	63.9	10-6	T-3rd
2011-12	Lisa Bluder	19-12	13-2	5-7	71.4	65.9	11-5	T-2nd
2012-13	Lisa Bluder	21-13	12-6	6-6	67.5	62.4	8-8	7th
2013-14	Lisa Bluder	27-9	14-4	7-4	78.2	69.3	11-5	T-4th
2014-15	Lisa Bluder	26-8	18-0	6-5	79.5	72.6	14-4	2nd
2015-16	Lisa Bluder	19-14	11-5	5-7	73.2	71.3	8-10	9th
2016-17	Lisa Bluder	20-14	17-4	2-8	76.1	68.8	8-8	T-8th
2017-18	Lisa Bluder	24-8	13-3	7-3	78.7	68.9	11-5	T-3rd
2018-19	Lisa Bluder	29-7	17-0	7-5	78.4	67.3	14-4	1st
Totals		813-492	444-145	334-322	403-209			

Coach	Overall	Conference
Lark Birdsong (74-79)	50-71 (.413)	---
Judy McMullen (79-83)	38-68 (.359)	2-16 (.111)
C. Vivian Stringer (83-95)	269-84 (.762)	169-45 (.790)
Angie Lee (95-00)	84-60 (.583)	50-30 (.625)
Lisa Bluder (00-present)	396-217 (.646)	193-123 (.610)

**1974-75****(5-16 - Lark Birdsong)**

Date	Opponent	W-L	Score
11/20	at Drake	L	64-75
11/25	William Penn	L	29-74
12/3	at Grandview	L	unavailable

Big Ten Championship

12/6	Indiana	L	58-86
12/6	Minnesota	W	55-33
12/7	Illinois	W	62-46
12/8	Wisconsin	L	49-65
12/15	at Northern Illinois	W	58-37
1/17	at Mt. Mercy	L	66-76
1/18	Wartburg	L	52-60
1/21	at Iowa Wesleyan	L	58-67
1/25	at Western Illinois	L	50-62
1/28	at William Penn	L	33-91
1/31	Cornell	W	91-23
2/2	Iowa State	L	47-65
2/8	at Northern Iowa	L	39-83

IAIAW District Championship

2/14	William Penn	L	22-73
2/15	Iowa Wesleyan	L	32-68
2/17	Mt. Mercy	L	59-70
3/1	Coe	L	45-47
3/2	Marycrest	W	73-37

1975-76**(9-18 - Lark Birdsong)**

Date	Opponent	W-L	Score
11/17	Mt. Mercy	L	41-70
11/18	at Drake	L	62-65
11/25	Upper Iowa	W	70-40
12/2	Coe	L	58-59
12/5	at Iowa State	L	63-92
12/7	at Central Missouri	L	56-72
12/10	Grandview	L	53-112
12/11	Central	L	56-69
1/9	at Mt. Mercy	L	75-90
1/10	Graceland	L	52-54
1/16	Central	W	57-54
1/18	at UW - Platteville	W	91-57
1/20	at Coe	L	51-62
1/24	Illinois State	L	48-90
1/27	Clarke College	W	68-32
1/28	at Luther	L	45-94
1/31	Northern Illinois	L	53-54
2/3	at William Penn	L	39-96

Big Ten Championship

2/4	Illinois	W	63-54
2/4	Michigan State	L	54-83
2/5	Purdue	L	42-53

IAIAW District Championship

2/13	St. Ambrose	W	52-27
2/14	Mt. Mercy	L	35-61
2/14	Coe	W	66-48
2/15	Iowa Wesleyan	W	60-54
2/16	Mt. Mercy	L	49-59
2/16	Drake	W	67-42

1976-77**(10-11 - Lark Birdsong)**

Date	Opponent	W-L	Score
11/15	at Marshalltown CC	W	79-26
11/18	at Upper Iowa	W	78-40
11/22	at St. Ambrose	W	88-47
12/2	Central	W	54-52
12/4	Drake	L	59-82
12/7	Iowa Wesleyan	L	47-48
12/17	at Indian Hills CC	W	74-53
1/5	at Illinois	L	54-58
1/19	Mt. Mercy	W	65-61
1/22	UW - Platteville	W	76-53
1/25	Simpson	L	60-69
2/1	William Penn	L	45-76
2/5	at N. Iowa CC	W	70-65
2/6	at Iowa State	L	58-71
2/8	Luther	L	57-76

Big Ten Championships

2/10	Illinois	L	40-53
2/11	Purdue	L	63-67

IAIAW State Championship

2/15	Indian Hills CC	W	70-47
2/18	Drake	L	56-64
2/18	Luther	W	77-71
2/18	Iowa State	L	73-82

1977-78**(8-15 - Lark Birdsong)**

Date	Opponent	W-L	Score
11/15	at Simpson	L	78-84
11/18	Drake	L	66-77
11/21	at Luther	L	60-72
11/22	at Grandview	W	88-73
11/29	Central	W	70-44
12/3	Iowa State	L	71-74 (ot)
12/10	at Iowa Wesleyan	W	81-54
12/16	William Penn	L	53-70

Jennies Classic (Warrensburg, MO)

1/12	Central Missouri	L	63-70
1/13	vs. Nebraska	L	63-71
1/14	vs. South Dakota State	W	73-63
1/17	Iowa Wesleyan	W	76-48
1/21	Illinois	L	60-62
2/4	Northern Iowa	W	74-54
1/31	at Central	L	66-76
1/27	at Northern Illinois	W	96-44
1/29	at Mt. Mercy	L	75-86

Big Ten Championship

2/4	Purdue	L	63-72
2/14	at William Penn	L	57-82
2/18	Minnesota	L	79-84

IAIAW State Championship

2/23	Iowa State	W	77-60
2/24	Drake	L	60-88
2/25	Iowa State	L	82-87

1978-79**(18-11 - Lark Birdsong)**

Date	Opponent	W-L	Score
11/15	Simpson	W	101-75
11/17	at William Penn	L	72-81

William Woods Tournament (Fulton, MO)

11/24	vs. Missouri Southern	W	89-84
11/25	vs. Western Illinois	W	75-66
11/25	William Woods	L	58-64
11/27	Northern Iowa	W	106-61
12/2	Wisconsin	W	75-68
12/4	Iowa State	W	87-70
12/8	at Central College	W	76-70
12/12	at Drake	L	80-94
12/15	Nebraska-Omaha	W	63-61
12/23	Minnesota	W	91-82
1/5	at Central Missouri	L	62-72
1/8	at Kansas State	L	80-93
1/9	at Northeast Missouri	W	62-50
1/19	at Illinois State	W	82-71
1/20	at Illinois	L	53-60
1/23	Mt. Mercy	L	66-71
1/26	at Northern Iowa	W	90-55
1/30	Drake	L	63-96
2/3	at Minnesota	L	79-90
2/6	St. Ambrose	W	82-59

Big Ten Championship

2/8	Michigan	W	79-70
2/9	Minnesota	L	64-86
2/14	Iowa State	W	81-70
2/17	Northwest Missouri	W	71-63
2/19	Grandview	W	72-69

IAIAW State Championship

2/22	Iowa State	W	68-67
2/24	Drake	L	71-101

1979-80**(15-14 - Judy McMullen)**

Date	Opponent	W-L	Score
11/16	Delta State	L	73-77
11/17	Western Illinois	W	86-55
11/27	William Penn	L	68-69
11/28	Central Missouri	L	76-89
12/1	Wisconsin	W	68-51
12/4	at Grandview	W	96-66
12/11	Drake	L	62-71
12/15	at Iowa State	L	69-80
12/22	at Nebraska	L	66-67
1/3	Brigham Young	L	79-103
1/4	Washington State	W	69-51
1/5	at Utah	L	73-77
1/9	at Illinois	W	71-44
1/14	at Colorado State	W	74-67
1/16	at Texas Women's	W	58-50
1/18	at Texas	L	49-75
1/25	DePaul	W	58-56
1/29	Iowa State	W	66-50
2/2	at South Dakota	W	70-48
2/4	at Drake	L	67-76

Big Ten Championship

2/8	Ohio State	W	61-60
2/9	Northwestern	L	66-69
2/10	Michigan State	W	63-58
2/12	Minnesota	W	70-68
2/16	at Northwest Missouri	L	50-71
2/23	at Minnesota	L	67-92

IAIAW Sub-Regional Championship

2/28	Northwest Missouri	L	71-73 (ot)
------	--------------------	---	------------

Northern Lights Invitational (Anchorage, AK)

3/14	vs. Wyoming	W	68-65
3/15	at Alaska	W	73-52

1980-81**(8-17 - Judy McMullen)**

Date	Opponent	W-L	Score
11/13	Texas	L	62-82
11/15	at Wisconsin	L	69-73
11/21	South Dakota	L	72-75
11/22	Minnesota	L	71-94
11/25	at William Penn	L	64-80
12/2	Iowa State	W	67-66

New Mexico State Invitational (Las Cruces, NM)

12/4	vs. Portland State	W	88-82
12/5	vs. Wichita State	L	76-87
12/6	at New Mexico State	W	83-69
12/11	Utah	W	89-83
12/13	at DePaul	W	97-87
12/23	Drake	L	71-74
12/30	at Illinois	L	76-78

Lady Griz Insurance Classic (Missoula, MT)

1/6	at Montana	L	54-63
1/7	vs. Brigham Young	L	76-87
1/10	Grand View	W	81-68
1/13	at South Dakota	L	68-78
1/21	at Iowa State	W	66-62
1/24	at Western Illinois	L	81-83
1/27	Northwest Missouri	W	83-70
1/30	at Minnesota	L	52-71
2/3	at Drake	L	56-83

Big Ten Championship

2/13	Wisconsin	L	67-88
2/20	at UIC	L	77-78
2/21	at Northwestern	L	63-85

1981-82**(8-17 - Judy McMullen)**

Date	Opponent	W-L	Score
11/15	Minnesota	L	52-77

Cal-Poly Straw Hat Pizza Classic (San Luis Obispo, CA)

11/19	vs. Pacific	L	70-81
11/20	vs. Biola	W	73-68
11/21	Cal-Poly	W	64-57



12/2	at Iowa State	L	59-82
12/6	Northwestern	L	80-92
12/11	William Penn	L	68-85
12/12	Illinois	L	51-76
12/19	UIC	W	69-52
1/5	Northern Illinois	L	57-69
1/8	Western Illinois	W	72-68
1/12	at National College	W	66-59
1/21	Iowa State	W	62-44
1/23	at Central Missouri	L	53-81
1/25	at Minnesota	L	43-90
1/27	at Northern Iowa	W	74-68 (ot)
1/29	at Nebraska-Omaha	L	54-64
1/30	at Creighton	L	66-74
2/6	Drake	L	63-77

Big Ten Tournament

2/12	Wisconsin	L	64-78
2/17	at Grandview	L	54-76
2/20	at Drake	L	61-96
2/26	Central Missouri	W	68-62
3/3	Wisconsin	L	64-78

IAIAW Region 6 Championship

3/11	Iowa State	L	52-64
------	------------	---	-------

1982-83**(7-20, 2-16 - Judy McMullen)**

Date	Opponent	W-L	Score
11/19	at Bradley	W	85-82
11/23	Iowa State	W	64-59
12/5	at Drake	L	75-88

Sun Devil/Dial Classic (Tempe, AZ)

12/9	vs. California	L	66-89
12/10	vs. Wyoming	L	63-79
12/11	Idaho State	W	74-65
12/18	National College	W	71-52
12/30	at Northern Illinois	L	71-74
1/7	at Michigan State	L	56-64
1/9	at Michigan	L	62-83
1/12	Northern Iowa	W	66-65
1/16	Northwestern	L	56-71
1/21	Minnesota	L	62-73
1/23	Wisconsin	L	47-68
1/28	at Ohio State	L	57-77
1/30	at Indiana	L	51-68
2/4	Illinois	L	69-71
2/6	Purdue	W	76-70
2/11	at Purdue	L	53-63
2/14	at Illinois	L	69-71
2/18	Indiana	L	59-65
2/20	Ohio State	L	57-72
2/23	at Wisconsin	L	44-68
2/27	at Minnesota	L	53-78
3/4	at Northwestern	L	54-81
3/10	Michigan	W	72-50
2/12	Michigan State	L	62-70

1983-84**(17-10, 11-7 - C. Vivian Stringer)**

Date	Opponent	W-L	Score
11/28	Drake	L	56-58
12/1	at Northern Iowa	W	71-64
12/5	at Iowa State	W	86-75 (ot)

Indiana State Classic (Terre Haute, IN)

12/9	at Indiana State	W	82-53
12/10	vs. Evansville	W	76-64
12/16	Bradley	W	70-46

Dial Classic (Miami, FL)

12/30	Connecticut	W	78-43
12/31	Northern Illinois	L	65-69
1/3	at Delta State	L	70-93
1/6	Michigan State	W	70-62
1/6	Michigan	W	70-51
1/8	at Northwestern	L	51-59
1/18	at Minnesota	L	55-57
1/22	at Wisconsin	L	49-50
1/27	Ohio State	L	56-64
1/29	Indiana	W	54-50
2/2	at Illinois	L	55-64
2/5	at Purdue	W	49-39
2/10	Purdue	W	78-40
2/13	Illinois	W	74-65

2/17	at Indiana	L	62-68
2/19	at Ohio State	L	60-82
2/24	Wisconsin	W	46-37
2/26	Minnesota	W	79-58
3/3	Northwestern	W	72-61
3/8	at Michigan	W	71-54
3/10	at Michigan State	W	72-62

1984-85**(20-8, 14-4 - C. Vivian Stringer)**

Date	Opponent	W-L	Score
11/28	at Drake	L	59-69

San Jose State Classic (San Jose, CA)

11/30	vs. Southern California	L	57-77
12/1	at San Jose State	W	67-45
12/9	Illinois State	W	65-57
12/15	Iowa State	W	81-41

La Salle Tournament (Philadelphia, PA)

12/27	vs. SW Louisiana	W	62-39
12/28	at La Salle	W	70-51
12/29	Saint Joseph's	L	60-61
1/2	at Penn State	L	47-87
1/4	at Purdue	W	68-54
1/6	at Illinois	W	66-61
1/9	Nebraska	W	62-41
1/10	Minnesota	W	60-38
1/17	Michigan State	W	53-36
1/19	Michigan	W	70-45
1/24	at Northwestern	W	70-51
1/26	at Wisconsin	L	54-65
1/31	Indiana	W	69-49
2/3	Ohio State	L	47-56
2/8	at Minnesota	W	66-58
2/15	at Michigan	W	79-49
2/17	at Michigan State	W	77-55
2/22	Wisconsin	W	64-52
2/24	Northwestern	W	71-61
3/1	at Ohio State	L	41-64
3/3	at Indiana	L	48-63
3/7	Illinois	W	79-66
3/9	Purdue	W	85-61

1985-86**(22-7, 15-3 - C. Vivian Stringer)**

Date	Opponent	W-L	Score
11/22	Bradley	W	75-39
11/23	Memphis	W	77-56
11/25	Creighton	W	66-60

Amana-Hawkeye Classic (Iowa City)

11/22	Bradley	W	75-39
11/23	Memphis	W	77-56
11/25	Creighton	W	66-60

Louisiana State Crawfish Classic (Baton Rouge, LA)

11/29	vs. Miami, Fla.	W	83-63
11/30	at Louisiana State	L	56-57
12/2	at W. Kentucky	L	67-77
12/4	at Iowa State	W	63-57
12/8	Penn State	W	65-63
12/11	Drake	L	63-64
1/3	Purdue	W	79-52
1/5	Illinois	W	74-57
1/10	at Minnesota	W	66-63
1/17	at Michigan State	W	60-57
1/19	at Michigan	L	56-58
1/24	Northwestern	W	72-58
1/26	Wisconsin	W	68-32
1/31	at Indiana	W	47-46
2/2	at Ohio State	L	54-70
2/7	Minnesota	W	61-51
2/10	Miami, Fla.	W	75-46
2/14	Michigan	W	63-42
2/16	Michigan State	W	61-48
2/21	at Wisconsin	W	61-47
2/23	at Northwestern	W	69-66 (ot)
2/28	Ohio State	W	75-64
3/2	Indiana	W	63-47
3/6	at Illinois	L	68-78
3/8	at Purdue	W	80-63

NCAA Championships - Second Round (Knoxville, TN)

3/20	at Tennessee	L	68-73
------	--------------	---	-------

1986-87**(26-5, 17-1 - C. Vivian Stringer)**

Date	Opponent	W-L	Score
------	----------	-----	-------

Amana-Hawkeye Classic (Iowa City)

11/29	Boston	W	70-48
11/30	Tennessee	L	56-74
12/2	at Nebraska	L	74-85
12/3	at Drake	W	71-57
12/4	Iowa State	W	70-51
12/13	at Illinois State	W	71-56
12/21	Western Kentucky	W	67-47

North Carolina State Classic (Raleigh, NC)

12/29	vs. Penn State	L	74-78 (ot)
12/30	vs. Indiana	W	63-56
1/2	at Wisconsin	W	83-44
1/4	at Northwestern	W	72-61
1/7	Louisiana State	W	68-49
1/9	Minnesota	W	81-40
1/19	Illinois	W	80-53
1/18	Purdue	W	68-54
1/23	at Indiana	W	60-49
1/25	at Ohio State	L	54-67
1/30	Michigan State	W	83-61
2/1	Michigan	W	75-54
2/6	at Minnesota	W	78-60
2/13	at Purdue	W	86-68
2/15	at Illinois	W	70-54
2/20	Ohio State	W	66-54
2/22	Indiana	W	71-50
2/27	at Michigan	W	78-54
3/1	at Michigan State	W	71-49
3/4	Northwestern	W	70-53
3/7	Wisconsin	W	78-56

NCAA Championships - Second Round (Iowa City)

3/15	New Orleans	W	68-46
------	-------------	---	-------

NCAA Midwest Regional (Monroe, LA)

3/19	vs. Georgia	W	62-60
3/21	Louisiana Tech	L	65-66

1987-88**(29-2, 17-1 - C. Vivian Stringer)**

Date	Opponent	W-L	Score
------	----------	-----	-------

Amana-Hawkeye Classic (Iowa City)

11/28	Missouri	W	85-71
11/28	Georgia	W	66-56
11/29	at Iowa State	W	93-49

Northern Illinois Fastbreak Fest (DeKalb, IL)

12/5	vs. Long Beach State	W	82-75
12/6	at Northern Illinois	W	81-73
12/11	Nebraska	W	68-58

Burger King/Orange Bowl Classic (Miami, FL)

12/28	vs. Auburn	W	73-69
12/29	vs. Virginia	W	75-59
12/30	vs. Texas	W	75-65
1/8	at Wisconsin	W	79-59
1/10	Northwestern	W	81-43
1/15	at Minnesota	W	84-41
1/22	at Illinois	W	90-63
1/24	at Purdue	W	67-57
1/29	Indiana	W	72-48
1/31	Ohio State	W	75-64
2/2	at Michigan State	W	77-52
2/5	at Michigan	W	89-54
2/12	Minnesota	W	100-51
2/16	Drake	W	74-38
2/19	Purdue	W	66-52
2/21	Illinois	W	87-36
2/26	at Ohio State	L	54-58
2/28	at Indiana	W	71-47
3/4	Michigan	W	76-55
3/6	Michigan State	W	52-46
3/10	at Northwestern	W	76-66
3/12	Wisconsin	W	98-50

NCAA Championships - Second Round (Iowa City)

3/18	Stephen F. Austin	W	83-65
------	-------------------	---	-------

NCAA West Regional (Long Beach, CA)

3/24	vs. Southern California	W	79-67
3/26	at Long Beach State	L	78-98

**1988-89
(27-5, 16-2 - C. Vivian Stringer)**

Date	Opponent	W-L	Score
Hawaii Wahine Classic (Honolulu, HI)			
11/25	vs. Wyoming	W	83-40
11/26	vs. Louisiana Tech	L	58-62
11/27	vs. Washington	W	53-51
Kansas Dial Soap Classic (Lawrence, KS)			
12/2	vs. Grambling State	W	80-66
12/3	at Kansas	L	63-67
12/7	Iowa State	W	79-46
Amana-Hawkeye Classic (Iowa City)			
12/10	Miami of Ohio	W	73-44
12/11	Wake Forest	W	78-62
12/22	Oregon State	W	90-45
Burger King/Pepsi Classic (Miami, FL)			
12/28	vs. Oklahoma	W	86-69
12/29	vs. Nebraska	W	84-67
1/6	Michigan	W	82-42
1/8	Michigan State	W	89-49
1/13	at Illinois	W	82-64
1/15	Ohio State	W	84-70
1/18	at Drake	W	71-65
1/21	Minnesota	W	97-54
1/27	Indiana	W	77-61
1/29	at Purdue	L	56-67
2/3	at Wisconsin	W	67-57
2/5	at Northwestern	W	63-53
2/10	Purdue	W	66-64
2/12	Illinois	W	82-50
2/17	at Minnesota	W	80-73
2/21	at Ohio State	L	57-66
2/24	at Indiana	W	70-63 (ot)
3/3	Northwestern	W	77-46
3/5	Wisconsin	W	78-52
3/9	at Michigan	W	79-61
3/11	at Michigan State	W	74-63
NCAA Championships - Second Round (Iowa City)			
3/18	Tennessee Tech	W	77-75
NCAA Midwest Regional (Ruston, LA)			
3/23	vs. Stanford	L	74-98

**1989-90
(23-6, 15-3 - C. Vivian Stringer)**

Date	Opponent	W-L	Score
Amana-Hawkeye Classic (Iowa City)			
11/25	Howard	W	90-57
11/26	Connecticut	W	81-49
11/29	at Nebraska	W	74-55
Louisiana Tech Dial Soap Classic (Ruston, LA)			
12/1	vs. #21 Saint Joseph's	W	76-57
12/2	at #2 Louisiana Tech	L	82-85
12/8	DePaul	W	70-58
12/10	Drake	W	70-58
12/17	at Iowa State	W	75-55
Hilton Head Island Super Shootout (Hilton Head, SC)			
12/28	at #20 South Carolina	L	76-82
12/29	vs. North Carolina	W	106-81
1/5	at Michigan State	L	61-62
1/7	at Michigan	W	65-54
1/12	Illinois	W	85-51
1/14	Purdue	L	63-66
1/19	at Minnesota	W	79-43
1/26	at Indiana	W	63-52
1/28	at Ohio State	W	71-48
2/2	Wisconsin	W	84-52
2/4	Northwestern	L	63-64
2/9	at Illinois	W	59-51
2/11	at Purdue	W	70-67 (ot)
2/16	Minnesota	W	87-58
2/23	Ohio State	W	94-51
2/25	Indiana	W	85-47
3/2	at #13 Northwestern	W	64-43
3/4	at Wisconsin	W	79-60
3/8	Michigan	W	78-47
3/10	Michigan State	W	86-58
NCAA Championships - Second Round (Iowa City)			
3/17	Vanderbilt	L	56-61

**1990-91
(21-9, 13-5 - C. Vivian Stringer)**

Date	Opponent	W-L	Score
Amana-Hawkeye Classic (Iowa City)			
11/24	UCLA	W	81-52
11/25	#19 Louisiana State	W	73-65
11/29	at #23 Connecticut	W	58-41
12/1	at #17 Penn State	L	62-82
12/4	at Drake	W	74-49
12/8	at DePaul	W	66-52
12/16	Nebraska	W	80-46
12/30	at #16 Washington	L	61-71
1/2	at Wisconsin	L	67-78
Big Ten - SEC Challenge (Iowa City)			
1/5	vs. #9 Georgia	L	51-62
1/11	Illinois	W	63-47
1/13	#8 Purdue	L	75-84 (ot)
1/18	at Indiana	L	59-74
1/20	at Ohio State	W	88-68
1/25	Minnesota	W	70-51
2/1	Michigan State	L	54-64
2/3	Michigan	W	79-60
2/5	at #18 Northwestern	W	64-60
2/8	at #4 Purdue	W	56-53
2/10	at Illinois	W	63-43
2/15	Ohio State	W	70-47
2/17	Indiana	W	86-55
2/22	at Minnesota	W	70-46
2/25	Louisiana Tech	W	72-57
3/1	at Michigan	W	76-64
3/3	at Michigan State	L	48-49
3/7	#20 Northwestern	W	67-58
3/9	Wisconsin	W	85-76 (ot)
NCAA Championships - First Round (Missoula, MT)			
3/13	at Montana	W	64-53
NCAA Championships - Second Round (Seattle, WA)			
3/16	at #12 Washington	L	53-70

**1991-92
(25-4, 16-2 - C. Vivian Stringer)**

Date	Opponent	W-L	Score
11/23	at Kentucky	W	77-68
11/27	Iowa State	W	70-58
Amana-Hawkeye Classic (Iowa City)			
11/30	Ohio University	W	97-52
12/1	#21 Washington	W	58-39
Mid-America Classic (Columbia, MO)			
12/6	vs. Wright State	W	87-41
12/7	at Missouri	W	89-62
12/11	at Nebraska	W	64-59
SEC-Big Ten Challenge (Iowa City)			
12/28	#4 Vanderbilt	L	65-95
1/3	#6 Penn State	W	61-53
1/10	Minnesota	W	85-68
1/13	at Louisiana Tech	W	61-57
1/17	Indiana	W	80-71
1/19	Ohio State	W	73-56
1/24	at Michigan State	W	71-64
1/26	at Michigan	W	73-61
1/31	Illinois	W	68-42
2/2	#10 Purdue	W	65-64
2/7	at Wisconsin	L	58-74
2/9	at Northwestern	W	90-72
2/14	at Ohio State	W	68-59
2/16	at Indiana	W	59-57
2/21	Michigan	W	81-45
2/23	Michigan State	W	70-47
2/28	at #14 Purdue	L	64-72
3/1	at Illinois	W	56-36
3/4	Northwestern	W	73-65
3/8	#23 Wisconsin	W	63-36
3/12	at Minnesota	W	65-47
NCAA Championships - Second Round (Iowa City)			
3/22	#10 Missouri State	L	60-61 (ot)

**1992-93
(27-4, 16-2 - C. Vivian Stringer)**

Date	Opponent	W-L	Score
12/4	at Pittsburgh	W	70-59
12/6	at #4 Maryland	W	53-50
Amana-Hawkeye Classic (Iowa City)			
12/11	West Virginia	W	74-44
12/11	Charlotte	W	60-38
12/20	Drake	W	90-44
FIU Sun and Fun Classic (Miami, FL)			
1/2	vs. Bucknell	W	97-39
1/3	vs. #10 Colorado	L	70-72
1/4	vs. Eastern Kentucky	W	67-63
1/8	Wisconsin	W	65-39
1/10	at Minnesota	W	75-47
1/15	at Illinois	W	65-57
1/17	at Northwestern	W	60-55
1/22	#23 Indiana	W	79-50
1/26	#24 Northern Illinois	W	92-59
1/29	at Michigan	W	84-54
1/31	at Michigan State	W	75-55
2/5	#6 Ohio State	W	79-62
2/7	#4 Penn State	W	84-59
2/12	Northwestern	W	68-62
2/14	Illinois	W	77-58
2/19	at Purdue	W	63-55
2/21	at Indiana	W	68-46
2/26	Michigan State	W	76-46
2/28	Michigan	W	71-34
3/5	at #8 Penn State	L	64-70
3/7	at #4 Ohio State	L	60-72
3/12	Minnesota	W	83-59
NCAA Championships - Second Round (Norfolk, VA)			
3/17	at Old Dominion	W	82-56
NCAA Midwest Regional (Iowa City)			
3/25	#7 Auburn	W	63-50
3/27	#2 Tennessee	W	72-56
NCAA Women's Final Four (Atlanta, GA)			
4/3	vs. #4 Ohio State	L	72-73 (ot)

**1993-94
(21-7, 13-5 - C. Vivian Stringer)**

Date	Opponent	W-L	Score
Prairie Lights Hawkeye Classic (Iowa City)			
11/28	#4 Louisiana Tech	W	70-66
12/1	at Drake	W	73-64
12/5	#20 Missouri State	W	67-55
12/19	at James Madison	W	72-44
12/21	at West Virginia	W	69-57
USC Christmas Tournament (Los Angeles, CA)			
12/29	vs. Houston	W	59-44
12/30	at #9 Southern California	W	50-49
1/5	Minnesota	W	69-59
1/7	at Wisconsin	W	74-67
1/14	Illinois	W	53-37
1/16	#18 Northwestern	W	67-59
1/21	at Indiana	L	58-82
1/25	at Northern Illinois	L	56-59
1/28	Michigan	W	78-56
1/30	Michigan State	W	54-46
2/4	at #22 Ohio State	W	64-61
2/6	at #1 Penn State	L	61-63
2/11	at Northwestern	L	47-55
2/13	at Illinois	W	55-52
2/18	#9 Purdue	W	62-48
2/20	Indiana	L	59-63
2/25	at Michigan State	W	63-56
2/27	at Michigan	W	65-55
3/4	#2 Penn State	W	78-68
3/6	Ohio State	W	59-57
3/11	at Minnesota	L	58-64
NCAA Championships - First Round (Iowa City)			
3/16	Mount St. Mary's	W	70-47
NCAA Championships - Second Round (Iowa City)			
3/20	#13 Alabama	L	78-84

**1994-95****(11-17, 6-10 - C. Vivian Stringer)**

Date	Opponent	W-L	Score
Prairie Lights Hawkeye Classic (Iowa City)			
11/26	James Madison	W	60-30
11/27	#20 Southern California	W	65-55
11/30	at Missouri State	L	48-60
Stephen F. Austin Dial Classic (Nacogdoches, TX)			
12/2	vs. Florida Atlantic	W	67-42
12/3	at Stephen F. Austin	L	70-79 (ot)
12/8	Creighton	L	53-63

Stanford Cardinal Classic (Stanford, CA)

12/17	vs. NW Louisiana St.	L	53-54
12/18	vs. St. Mary's (Calif.)	W	73-48
12/20	at UC Santa Barbara	L	48-61
12/28	Illinois	W	59-51
12/30	Michigan	W	53-36
1/6	at Wisconsin	L	62-72
1/8	at #13 Western Kentucky	L	43-79
1/13	at #22 Purdue	L	45-63
1/15	at Michigan State	L	70-71 (2 ot)
1/20	Indiana	W	60-55
1/22	Northwestern	L	57-58
1/29	at Minnesota	L	56-70
2/3	Ohio State	W	67-61
2/5	at Indiana	L	49-57
2/10	Michigan State	L	55-62
2/12	#17 Purdue	L	55-62
2/17	at #11 Penn State	L	62-73
2/19	#24 Wisconsin	L	55-62
2/24	at Michigan	W	71-43
2/26	at Illinois	W	69-61

Big Ten Tournament (Indianapolis, IN)

3/3	Minnesota	W	57-44
3/4	#8 Penn State	L	62-69

1995-96**(27-4, 15-1 - Angie Lee)**

Date	Opponent	W-L	Score
Prairie Lights Hawkeye Classic (Iowa City)			
11/24	Stephen F. Austin	W	64-58
11/25	UC Santa Barbara	W	68-57
11/29	at Creighton	W	68-41

Kansas Dial Classic (Lawrence, KS)

12/2	vs. Saint Joseph's	W	66-49
12/3	at #13 Kansas	W	65-58 (ot)
12/7	Drake	W	67-44

Carolinas Holiday Beach Classic (Myrtle Beach, SC)

12/19	vs. Appalachian State	W	68-66
12/20	vs. #10 Georgia	L	52-79
12/21	vs. #16 North Carolina	W	73-64
12/27	at Illinois	W	73-64
12/29	at Michigan	W	69-53
1/5	#17 Wisconsin	W	68-48
1/7	Western Kentucky	W	68-54
1/12	#18 Purdue	W	68-57
1/14	Michigan State	W	75-56
1/19	at Indiana	W	64-56
1/21	at #17 Northwestern	W	64-51
1/28	Minnesota	W	94-51
2/2	at Ohio State	W	82-75
2/4	Indiana	W	77-51
2/9	at Michigan State	W	71-65
2/11	at Purdue	L	42-62
2/16	#9 Penn State	W	81-69
2/18	at #11 Wisconsin	W	67-63
2/23	Michigan	W	74-52
2/25	Illinois	W	73-55

Big Ten Tournament (Indianapolis, IN)

3/1	Illinois	W	74-56
3/2	#18 Purdue	L	68-76

NCAA Championships - First Round (Iowa City)

3/14	Butler	W	72-67
------	--------	---	-------

NCAA Championships - Second Round (Iowa City)

3/16	DePaul	W	72-71
------	--------	---	-------

NCAA Midwest Regional - Semifinal (Rosemont, IL)

3/21	vs. #12 Vanderbilt	L	63-74
------	--------------------	---	-------

1996-97**(18-12, 9-7 - Angie Lee)**

Date	Opponent	W-L	Score
11/15	Illinois State	W	66-41
11/17	#20 Notre Dame	L	50-61
11/19	Iowa State	W	64-53
Kona Women's Basketball Invitational (Kailua-Kona, HI)			
12/6	vs. Boise State	W	89-34
12/7	vs. Pacific	W	80-60
12/8	vs. Nebraska	L	67-73

Big Ten-SEC Challenge (Gainesville, FL)

12/13	at Florida	L	58-68
12/21	at Drake	L	59-80
12/28	at Minnesota	W	61-48
12/30	at Ohio State	W	69-59
1/2	at #14 W. Kentucky	W	61-48
1/5	#13 Wisconsin	L	63-69
1/10	at Northwestern	W	73-61
1/12	at Purdue	L	52-62
1/21	Penn State	L	60-61
1/24	at Indiana	W	78-58
1/26	Michigan	L	63-75
1/31	at #25 Illinois	L	75-83
2/2	#23 Michigan State	W	82-62
2/7	Purdue	L	48-53
2/9	Northwestern	W	80-56
2/14	at #16 Wisconsin	L	56-59
2/16	at Penn State	W	66-63
2/21	Ohio State	W	80-59
2/23	Minnesota	W	78-42

Big Ten Tournament (Indianapolis, IN)

2/28	Northwestern	W	78-68
3/1	Indiana	W	87-53
3/2	#18 Illinois	W	63-56

NCAA Championships - First Round (Storrs, CT)

3/14	vs. North Carolina State	W	56-50
------	--------------------------	---	-------

NCAA Championships - Second Round (Storrs, CT)

3/16	at #1 Connecticut	L	53-72
------	-------------------	---	-------

1997-98**(18-11, 13-3 - Angie Lee)**

Date	Opponent	W-L	Score
11/16	Drake	W	66-63 (ot)

Reebok Classic (Boston, MA)

11/23	vs. Arkansas	L	57-83
11/25	vs. #6 Connecticut	L	55-65

Prairie Lights Classic (Iowa City)

11/29	CS Northridge	W	67-56
11/30	Washington	L	62-63

Central Fidelity Invite (Richmond, VA)

12/6	vs. #4 Louisiana Tech	L	58-83
12/7	at Richmond	W	78-66
12/13	Iowa State	L	57-74

Honda Elite Four Classic (Orlando, FL)

12/21	vs. #8 Vanderbilt	L	54-60
12/28	Minnesota	W	91-55
12/30	Ohio State	W	66-57
1/2	at Penn State	W	78-69
1/9	Northwestern	W	65-58
1/11	#23 Purdue	L	66-75 (ot)
1/20	at Wisconsin	W	66-63
1/23	Indiana	W	68-61
1/25	at Michigan	L	65-69 (ot)
1/30	#8 Illinois	W	82-71
2/1	at Michigan State	L	62-66
2/6	at Purdue	W	73-67
2/8	at Northwestern	W	79-72
2/13	#19 Wisconsin	W	87-76
2/15	Penn State	W	73-49
2/20	at Ohio State	W	74-71
2/22	at Minnesota	W	71-59

Big Ten Tournament (Indianapolis, IN)

2/28	Ohio State	W	72-54
3/1	#25 Purdue	L	60-61

NCAA Championships - First Round (Iowa City)

3/13	Massachusetts	W	77-59
------	---------------	---	-------

NCAA Championships - Second Round (Iowa City)

3/15	Kansas	L	58-62
------	--------	---	-------

1998-99**(12-15, 7-9 - Angie Lee)**

Date	Opponent	W-L	Score
11/15	at Washington	L	76-84
11/17	#21 Iowa State	L	65-81
11/20	Weber State	W	77-57
11/22	Western Kentucky	L	65-68

Prairie Lights Classic (Iowa City)

11/27	Missouri	W	75-68
11/28	Princeton	W	59-44

Syracuse Carrier Classic (Syracuse, NY)

12/4	vs. Kent State	W	62-58
12/5	at Syracuse	W	70-64
12/8	at Drake	L	73-86
12/20	at Auburn	L	55-78
12/28	Illinois	W	89-86
1/3	at Wisconsin	L	72-79
1/5	at Minnesota	L	58-66
1/8	Indiana	W	77-76
1/10	#3 Purdue	L	69-71 (ot)
1/15	at #20 Penn State	L	60-66
1/17	at Michigan State	L	64-70
1/22	Michigan	L	67-86
1/29	Michigan State	L	69-81
1/31	#21 Penn State	L	64-88
2/5	at Ohio State	L	66-70
2/7	at Indiana	W	73-69
2/12	Minnesota	W	79-62
2/14	Northwestern	W	86-69
2/19	at Michigan	W	78-75
2/21	at Illinois	L	73-86

Big Ten Tournament (Indianapolis, IN)

2/28	vs. Northwestern	L	71-75
------	------------------	---	-------

1999-00**(9-18, 6-10 - Angie Lee)**

Date	Opponent	W-L	Score
11/19	at Marquette	L	64-69
11/21	#1 Connecticut	L	45-73

Gazette Hawkeye Challenge (Iowa City)

11/27	Bradley	W	92-49
11/28	Syracuse	W	76-73
12/2	at Utah	L	61-70
12/4	at Weber State	W	73-55
12/11	at #9 Iowa State	L	69-79
12/18	#8 Auburn	L	55-91
12/20	Drake	L	59-84
12/30	at #8 Penn State	L	63-80
1/2	Indiana	W	82-68
1/7	at #15 Illinois	L	60-86
1/9	at Northwestern	L	52-53
1/13	Minnesota	W	80-51
1/16	#6 Penn State	L	64-78
1/20	Michigan State	L	77-82
1/23	at #7 Michigan	L	78-82
1/27	Wisconsin	W	66-62
1/30	at Arkansas	L	65-72
2/3	at Indiana	L	67-70
2/6	at Michigan State	L	64-74
2/13	#25 Illinois	W	80-73
2/17	Ohio State	W	68-60
2/20	at Minnesota	W	77-53
2/24	#7 Michigan	L	61-78
2/27	at #21 Purdue	L	59-73

Big Ten Tournament (Indianapolis, IN)

3/2	vs. Northwestern	L	59-68
-----	------------------	---	-------

2000-01**(21-10, 12-4 - Lisa Bluder)**

Date	Opponent	W-L	Score
11/17	Marquette	W	70-57
11/19	Utah	L	42-66
11/22	#8 Iowa State	L	76-86

Gazette Hawkeye Challenge (Iowa City)

11/25	Western Illinois	W	99-54
11/26	Nevada	W	73-59



12/1	at Mount St. Mary's	W	89-63
12/3	at George Washington	L	64-78
12/7	at #18 Missouri State	L	87-101
12/10	Colorado	W	92-66
12/16	at Drake	L	58-73
12/28	Northwestern	W	95-61
12/31	at Wisconsin	L	91-94
1/4	at #8 Purdue	L	58-73
1/7	Michigan	W	79-58
1/14	Wisconsin	W	74-68
1/17	at Ohio State	L	52-79
1/21	#13 Penn State	W	79-64
1/25	at Northwestern	W	92-52
2/1	at Michigan State	W	71-56
2/4	Indiana	W	83-56
2/8	#5 Purdue	W	96-87
2/11	at Minnesota	W	82-71
2/15	at Michigan	L	78-80
2/18	Ohio State	W	74-59
2/22	Michigan State	W	50-47
2/25	at Illinois	W	75-64

Big Ten Tournament (Grand Rapids, MI)

3/2	vs. Indiana	W	81-76
3/3	vs. Illinois	W	86-79
3/4	vs. #7 Purdue	W	75-70

NCAA Championships - First Round (Salt Lake City, UT)

3/17	vs. Oregon	W	89-82 (ot)
------	------------	---	------------

NCAA Championships - Second Round (Salt Lake City, UT)

3/19	at #17 Utah	L	69-78
------	-------------	---	-------

2001-02**(18-11, 10-6 - Lisa Bluder)**

Date	Opponent	W-L	Score
Great Alaska Shootout (Anchorage, AK)			
11/20	vs. Gonzaga	W	69-54
11/21	vs. Marquette	W	90-72
11/25	Drake	L	72-75 (ot)
11/27	Missouri State	W	84-64
11/30	at Denver	W	84-72
12/1	at #11 Colorado	L	83-92

Gazette Hawkeye Challenge (Iowa City)

12/7	Texas-Pan American	W	86-38
12/8	Kent State	W	76-65
12/12	at #5 Iowa State	L	64-82
12/15	Creighton	W	86-43
12/22	at Northwestern	W	74-47
12/30	#14 Wisconsin	L	61-68
1/3	at Ohio State	L	63-82
1/6	#9 Purdue	W	90-75
1/10	Northwestern	W	82-68
1/13	at Indiana	W	73-65
1/20	Ohio State	W	79-65
1/24	Michigan State	W	75-55
1/27	at #11 Purdue	L	68-82
1/31	at Michigan	L	74-82
2/3	#24 Minnesota	L	83-94
2/7	at #16 Wisconsin	W	76-64
2/10	at Penn State	W	96-81
2/14	Michigan	L	80-91
2/20	at Michigan State	W	69-59
2/24	Illinois	W	79-71

Big Ten Tournament (Indianapolis, IN)

3/1	vs. Indiana	L	76-78 (ot)
-----	-------------	---	------------

NCAA Championships - First Round (Storrs, CT)

3/16	vs. Virginia	W	69-62
------	--------------	---	-------

NCAA Championships - Second Round (Storrs, CT)

3/18	Connecticut	L	48-86
------	-------------	---	-------

2002-03**(18-15, 6-10 - Lisa Bluder)**

Date	Opponent	W-L	Score
KCRG TV-9 Hawkeye Challenge (Iowa City)			
11/23	IUPUI	W	84-75 (ot)
11/24	Charlotte	W	85-70
11/26	Northern Iowa	W	98-68
LMU Thanksgiving Classic (Los Angeles, CA)			
11/29	vs. NC State	L	66-69 (ot)
11/30	vs. South Alabama	W	83-62

12/4	Iowa State	W	64-39
12/8	at Creighton	L	82-89
12/12	Denver	W	83-49
12/21	at Drake	W	72-52
12/29	Missouri	W	87-65

Big Ten/Big XII Challenge (Manhattan, KS)

1/5	at #4 Kansas State	L	60-103
1/9	at #16 Penn State	L	52-86
1/12	at #9 Minnesota	L	65-94
1/16	Northwestern	W	72-60
1/21	Wisconsin	W	77-60
1/23	at #11 Purdue	L	64-83
1/26	at Ohio State	L	59-74
1/30	Indiana	W	78-62
2/2	Illinois	L	72-82
2/6	at Michigan	W	65-57
2/9	at Illinois	L	58-73
2/13	at Indiana	L	68-89
2/16	#12 Penn State	W	80-75
2/20	#16 Minnesota	L	60-77
2/23	at Wisconsin	W	76-59
2/27	Michigan State	L	58-68
3/2	#12 Purdue	L	68-78

Big Ten Tournament (Indianapolis, IN)

3/6	vs. Northwestern	W	70-58
3/7	vs. #13 Minnesota	W	80-77
3/9	vs. #12 Purdue	L	57-84

WNIT - First Round (Iowa City)

3/20	Saint Louis	W	93-64
------	-------------	---	-------

WNIT - Second Round (Iowa City)

3/23	Marquette	W	76-73
------	-----------	---	-------

WNIT - Quarterfinals (Iowa City)

3/25	Creighton	L	64-70
------	-----------	---	-------

2003-04**(16-13, 10-6 - Lisa Bluder)**

Date	Opponent	W-L	Score
KCRG TV-9 Hawkeye Challenge (Iowa City)			
11/21	Butler	W	83-60
11/22	Houston	L	64-70

FIU Thanksgiving Classic (Miami, FL)

11/28	vs. Saint Joseph's	W	62-58
11/29	at Florida International	W	93-86
12/3	at Iowa State	L	94-101 (2ot)
12/5	at Marquette	W	65-62
12/8	at Northern Iowa	W	76-67
12/12	#11 Kansas State	L	60-82
12/21	Drake	W	79-65
12/28	Creighton	L	72-84 (ot)
12/30	at Missouri	L	65-75
1/2	Illinois	W	91-73
1/8	at #8 Penn State	L	64-92
1/11	at #6 Minnesota	L	61-75
1/15	Indiana	W	72-65
1/18	Wisconsin	W	66-46
1/25	Michigan	W	69-58
1/29	at Northwestern	W	76-61
2/1	at #18 Michigan State	W	78-67
2/5	Ohio State	L	82-93
2/10	#5 Purdue	L	79-90
2/12	at Wisconsin	W	87-82 (ot)
2/15	at Indiana	W	78-69
2/19	#11 Minnesota	W	81-61
2/22	#7 Penn State	L	58-70
2/26	at #4 Purdue	L	55-84
2/29	at Illinois	W	89-64

Big Ten Tournament (Indianapolis, IN)

3/5	vs. #24 Michigan State	L	54-81
-----	------------------------	---	-------

NCAA Championships - First Round (Blacksburg, VA)

3/21	at Virginia Tech	L	76-89
------	------------------	---	-------

2004-05**(23-10, 8-8 - Lisa Bluder)**

Date	Opponent	W-L	Score
KCRG-TV9 Hawkeye Challenge (Iowa City)			
11/19	Southern Illinois	W	66-50
11/20	Missouri	W	75-54

Junkanoo Jam (Freeport, Bahamas)

11/26	vs. Florida	W	65-65
11/27	vs. #21 Oklahoma	W	54-47
12/1	Iowa State	W	89-80
12/5	Northern Iowa	W	77-50
12/8	Marquette	W	78-72
12/10	at Creighton	W	91-82 (ot)
12/18	at Drake	W	80-69
12/21	Western Illinois	W	76-69
12/28	at UW-Milwaukee	W	59-51
12/30	Indiana	W	62-51
1/2	at Illinois	W	72-58
1/6	Penn State	L	71-77
1/9	at #6 Michigan State	L	56-68
1/13	at #5 Ohio State	L	57-80
1/16	Northwestern	W	81-76
1/23	at #23 Purdue	L	75-79
1/27	Michigan	W	71-63
2/3	at #14 Minnesota	L	50-81
2/6	Wisconsin	L	78-88
2/10	at Northwestern	W	60-40
2/13	#2 Ohio State	L	60-67
2/17	#9 Michigan State	L	60-67
2/19	at Michigan	W	78-59
2/24	Illinois	W	87-63
2/27	at Indiana	W	56-53

Big Ten Tournament (Indianapolis, IN)

3/3	vs. Michigan	W	70-42
3/4	vs. #23 Penn State	L	66-68

WNIT - First Round (Iowa City)

3/18	Creighton	W	67-52
------	-----------	---	-------

WNIT - Second Round (Lincoln, NE)

3/21	at Nebraska	W	71-67
------	-------------	---	-------

WNIT - Quarterfinals (Cedar Rapids, IA)

3/24	vs. Arkansas State	W	66-52
------	--------------------	---	-------

WNIT - Semifinals (Springfield, MO)

3/28	at SW Missouri State	L	80-89
------	----------------------	---	-------

2005-06**(17-12, 10-6 - Lisa Bluder)**

Date	Opponent	W-L	Score
11/20	UW-Milwaukee	W	82-42
11/22	at Louisiana Tech	L	91-95 (2ot)

Odwalla Classic (San Francisco, CA)

11/25	vs. #22 Oklahoma	L	68-85
11/26	vs. Rider	W	88-41
11/30	UW-Green Bay	W	81-57

KCRG-TV9 Hawkeye Challenge (Iowa City)

12/2	Vermont	W	79-57
12/4	#6 Rutgers	L	51-57
12/8	at Iowa State	L	61-77
12/18	Drake	W	92-72
12/21	at Northern Iowa	W	65-54
12/23	Creighton	W	74-64
12/29	at Indiana	L	53-65
1/1	Illinois	W	84-65
1/5	at Michigan	W	77-63
1/9	#9 Michigan State	W	75-64
1/12	#8 Ohio State	L	62-72
1/15	at Northwestern	W	80-48
1/19	at Wisconsin	W	68-59
1/22	#12 Minnesota	L	68-80
1/26	at Penn State	L	61-72
2/2	#8 Purdue	W	77-71 (ot)
2/9	Northwestern	W	76-61
2/12	at #7 Ohio State	L	77-88
2/16	at #14 Michigan State	L	71-73
2/19	Michigan	W	67-55
2/23	at Illinois	W	71-60
2/26	Indiana	W	78-70

Big Ten Tournament (Indianapolis, IN)

3/3	vs. #16 Michigan State	L	58-79
-----	------------------------	---	-------

NCAA Championships - First Round (Denver, CO)

3/18	vs. #20 BYU	L	62-67
------	-------------	---	-------

**2006-07****(14-16, 6-10 - Lisa Bluder)**

Date	Opponent	W-L	Score
WBCA Classic (Kansas City, MO)			
11/11	vs. Missouri State	W	79-70
11/12	vs. Kansas	W	63-49
11/15	Indiana State	W	88-83
KCRG-TV9 Hawkeye Challenge (Iowa City)			
11/17	Quinnipiac	W	93-77
11/18	Florida International	W	72-62
11/21	Louisiana Tech	L	59-77
11/26	at Creighton	W	75-60
11/30	Iowa State	L	74-80
12/3	Samford	W	66-60
12/7	at UW-Green Bay	L	43-67
12/16	at Rutgers	L	53-70
12/19	Northern Iowa	L	62-83
12/22	at Drake	W	77-70
12/28	at Minnesota	W	58-56
12/31	#7 Ohio State	L	67-73
1/2	#10 Purdue	L	58-68
1/7	at Northwestern	W	63-61
1/11	at Indiana	W	71-67
1/14	#20 Michigan State	L	63-83
1/21	at #21 Michigan State	L	57-67
1/25	Minnesota	L	78-80 (ot)
1/28	at Penn State	L	71-78
2/4	at #5 Ohio State	L	49-85
2/8	Michigan	W	66-49
2/11	at Wisconsin	L	73-84
2/15	Illinois	L	69-74
2/18	Penn State	W	79-72
2/22	at #15 Purdue	L	52-76
2/25	Wisconsin	W	103-93
Big Ten Tournament (Indianapolis, IN)			
3/1	vs. Indiana	L	53-67

2007-08**(21-11, 13-5 - Lisa Bluder)**

Date	Opponent	W-L	Score
11/11	Dartmouth	W	61-43
11/13	Drake	W	62-50
11/18	at Northern Iowa	W	77-67
Caribbean Challenge (Cancun, Mexico)			
11/22	vs. Mississippi State	W	60-54
11/23	vs. #13 Arizona State	L	58-60
11/28	Georgia Tech	L	57-76
12/2	Detroit	W	65-42
12/5	at Iowa State	L	44-58
KCRG-TV9 Hawkeye Challenge (Iowa City)			
12/8	Northern Illinois	W	87-43
12/9	Wyoming	L	50-54
12/22	Western Illinois	W	70-49
12/28	Penn State	W	67-58
12/30	at Michigan	L	46-63
1/3	at Minnesota	W	68-66 (ot)
1/6	#20 Ohio State	L	65-73
1/10	at Michigan State	L	65-73
1/13	Wisconsin	W	78-74 (ot)
1/21	at Illinois	W	60-58
1/24	Purdue	W	69-53
1/27	Michigan	W	66-61
1/31	at Northwestern	W	70-55
2/3	Indiana	W	81-65
2/7	Michigan State	W	82-64
2/10	at Penn State	W	73-65
2/14	at Purdue	L	46-59
2/17	Minnesota	W	72-69
2/21	at #20 Ohio State	L	56-69
2/28	Northern Iowa	W	68-42
3/2	at Wisconsin	W	87-78
Big Ten Tournament (Indianapolis, IN)			
3/7	vs. Michigan	W	58-37
3/8	vs. Purdue	L	73-80
NCAA Championships - First Round (Norfolk, VA)			
3/23	vs. Georgia	L	61-67

2008-09**(21-11, 13-5 - Lisa Bluder)**

Date	Opponent	W-L	Score
11/16	Texas State	W	87-45
11/18	at Kansas	L	55-76
KCRG-TV9 Hawkeye Challenge (Iowa City)			
11/22	Boston University	W	83-58
11/23	Providence	W	64-46
Paradise Jam (US. Virgin Islands)			
11/27	vs. Texas Tech	W	56-48
11/28	vs. South Florida	L	79-82 (ot)
11/29	vs. #3 California	L	43-76
12/4	at #12 Duke	L	47-71
12/7	#22 Iowa State	W	66-46
12/11	Northern Iowa	W	72-46
12/20	at Drake	W	71-53
12/22	at Wisconsin	W	73-63
12/28	Purdue	L	60-69
1/4	at Indiana	L	54-76
1/8	at Purdue	L	49-60
1/11	Minnesota	W	74-57
1/15	at Illinois	W	72-62
1/18	Northwestern	W	74-46
1/26	Michigan	W	77-69
1/29	at Michigan State	L	56-68
2/1	Penn State	W	97-89 (3ot)
2/5	Indiana	W	69-67
2/8	at Minnesota	L	58-64
2/12	#13 Ohio State	W	85-75
2/15	at Penn State	W	63-57
2/19	Wisconsin	W	72-65
2/22	at Michigan	W	68-64
2/26	Illinois	W	69-56
3/1	at Northwestern	W	86-79
Big Ten Tournament (Indianapolis, IN)			
3/6	vs. Minnesota	W	79-64
3/7	vs. #12 Ohio State	L	56-72
NCAA Championships - First Round (Iowa City)			
3/22	Georgia Tech	L	62-76

2009-10**(20-14, 10-8 - Lisa Bluder)**

Date	Opponent	W-L	Score
KCRG-TV9 Hawkeye Challenge (Iowa City)			
11/14	Santa Clara	W	67-51
11/15	Illinois State	W	75-67
11/18	#19 Kansas	L	55-66
11/22	at Northern Iowa	W	81-70
11/24	William & Mary	W	78-54
Nugget Classic (Reno, NV)			
11/27	vs. West Virginia	L	66-69
11/28	vs. Columbia	W	72-69
12/2	Boston College	L	67-72
12/6	Michigan	L	51-54
12/10	at Iowa State	L	66-85
12/20	Drake	W	73-61
12/22	South Dakota State	W	82-69
12/28	at Penn State	L	73-77 (ot)
12/31	Wisconsin	W	61-51
1/3	at Minnesota	L	69-72 (ot)
1/7	at Michigan	L	46-63
1/14	Penn State	L	62-68
1/17	at Purdue	L	59-81
1/21	at Illinois	W	74-65
1/24	Northwestern	W	78-69
1/31	Purdue	W	70-50
2/4	at #8 Ohio State	L	82-86
2/7	Michigan State	W	77-66
2/11	at Indiana	W	71-67
2/14	Illinois	W	77-67
2/18	Minnesota	W	75-54
2/21	at Northwestern	L	66-72
2/25	Indiana	W	76-64
2/28	at Wisconsin	W	68-60 (ot)
Big Ten Tournament (Indianapolis, IN)			
3/5	vs. Penn State	W	82-75
3/6	vs. #23 Michigan State	W	59-54
3/7	vs. #10 Ohio State	L	64-66
NCAA Championships - First Round (Stanford, CA)			
3/20	vs. Rutgers	W	70-63
3/22	at #2 Stanford	L	67-96

2010-11**(22-9, 10-6 - Lisa Bluder)**

Date	Opponent	W-L	Score
Islander Tip-Off Tournament (Corpus Christi, TX)			
11/12	vs. Southern	W	76-52
11/13	vs. Arkansas State	W	50-47
11/16	Bradley	W	91-53
KCRG-TV9 Hawkeye Challenge (Iowa City)			
11/20	Northeastern	W	87-59
11/21	Central Michigan	W	90-79
Caribbean Challenge (Cancun, Mexico)			
11/25	vs. James Madison	W	67-61
11/26	vs. Virginia Tech	W	72-43
12/2	at #14 North Carolina	L	67-79
12/5	Kansas State	W	68-62
12/9	#15 Iowa State	W	62-40
12/18	at South Dakota State	W	65-54
12/20	at Drake	W	75-71
12/22	Northern Iowa	W	75-64
12/30	at Penn State	L	59-68
1/2	Michigan	L	53-60
1/5	at Minnesota	W	63-57
1/8	#20 Ohio State	W	89-76
1/13	at #9 Michigan State	L	60-63
1/16	Indiana	W	71-51
1/24	at #25 Ohio State	L	67-81
1/27	#10 Michigan State	W	66-64
1/30	at Illinois	W	80-69
2/3	at Purdue	L	41-30
2/6	Penn State	L	75-82
2/10	Minnesota	W	64-62
2/13	at Northwestern	W	86-75
2/16	Wisconsin	W	59-44
2/24	Illinois	W	83-64
2/27	at Indiana	W	93-79
Big Ten Tournament (Indianapolis, IN)			
3/4	vs. Ohio State	L	61-71
NCAA Championships - First Round (Spokane, WA)			
3/19	at Gonzaga	L	86-92

2011-12**(19-12, 11-5 - Lisa Bluder)**

Date	Opponent	W-L	Score
KCRG-TV9 Hawkeye Challenge (Iowa City)			
11/12	Harvard	W	90-81
11/13	UNLV	L	59-69
11/16	Albany	W	82-60
11/19	at Northern Iowa	W	78-74
Junkanoo Jam (Freeport, Bahamas)			
11/25	vs. St. John's	W	60-52
11/26	vs. #4 Texas A&M	L	58-74
11/30	Virginia Tech	W	58-47
12/3	at Kansas State	L	78-81 (ot)
12/7	at Iowa State	L	54-62
12/9	Western Illinois	W	98-45
12/17	at Bradley	L	88-96
12/20	Drake	W	71-46
12/22	Mississippi Valley State	W	86-80
12/30	Northwestern	W	86-55
1/2	at #9 Ohio State	L	71-84
1/5	Illinois	W	69-62 (ot)
1/8	#19 Nebraska	L	72-77
1/15	at #17 Purdue	L	55-57
1/19	Wisconsin	W	69-57
1/22	at #21 Penn State	L	52-68
1/26	at #19 Nebraska	L	53-60
1/28	#13 Purdue	W	59-42
2/2	at Wisconsin	W	85-79 (ot)
2/5	at Indiana	W	83-64
2/9	Minnesota	W	75-58
2/12	Michigan State	W	74-57
2/16	at Michigan	W	58-57
2/23	at Northwestern	W	70-63
2/26	Michigan	W	79-71
Big Ten Tournament (Indianapolis, IN)			
3/2	at #24 Nebraska	L	68-80
NCAA Championships - First Round (South Bend, IN)			
3/18	vs. California	L	74-84

**2012-13****(21-13, 8-8 - Lisa Bluder)**

Date	Opponent	W-L	Score
Preseason WNIT (Iowa City)			
11/9	Northern Illinois	W	63-40
11/11	Illinois State	W	74-64
11/14	Middle Tennessee State	W	69-63 (ot)
11/18	North Carolina	L	64-77
11/20	Robert Morris	W	58-44

FIU Thanksgiving Classic (Miami, FL)

11/23	at Florida International	L	65-66
11/25	vs. #12 West Virginia	W	79-70
11/28	at Florida State	L	69-83
12/1	Northern Iowa	W	68-46
12/6	#22 Iowa State	W	50-42
12/16	at Drake	W	82-65
12/19	Missouri State	W	97-43

San Diego Surf 'N Slam Classic (San Diego, CA)

12/28	vs. #20 Texas	W	86-63
12/30	at San Diego	W	83-73
1/3	#24 Ohio State	W	77-71 (ot)
1/6	Michigan	L	64-68
1/10	at Wisconsin	W	65-56
1/17	at Michigan State	L	54-65
1/20	#11 Purdue	W	62-46
1/24	Wisconsin	W	71-60
1/27	at #23 Michigan	W	63-57
1/31	at Illinois	L	62-74
2/3	Northwestern	L	65-67
2/7	at Minnesota	L	60-72
2/11	Nebraska	L	75-76
2/14	#8 Penn State	L	69-81
2/17	at #18 Purdue	W	72-52
2/24	at #24 Nebraska	L	46-66
2/28	Indiana	W	75-70
3/3	at Northwestern	W	62-45

Big Ten Tournament (Hoffman Estates, IL)

3/7	vs. Northwestern	W	60-55
3/8	vs. #21 Nebraska	L	61-76

NCAA Championships - First Round (Iowa City)

3/24	Miami	W	69-53
------	-------	---	-------

NCAA Championships - Second Round (Iowa City)

3/26	#2 Notre Dame	L	57-74
------	---------------	---	-------

2013-14**(27-9, 11-5 - Lisa Bluder)**

Date	Opponent	W-L	Score
Hawkeye Challenge (Iowa City)			
11/8	UC Riverside	W	70-56
11/10	#14 Dayton	W	97-93 (ot)
11/13	Arkansas-Pine Bluff	W	76-38
11/17	Stony Brook	W	78-40
11/20	at #16 Colorado	L	87-90
11/24	at Northern Iowa	W	67-60

Cancun Challenge (Cancun, Mexico)

11/28	vs. USC	W	78-65
11/29	vs. Boston College	W	78-68
11/30	vs. UNC-Wilmington	W	102-65
12/5	#22 Syracuse	W	97-91
12/7	Idaho State	W	95-47
12/12	at #11 Iowa State	L	70-83
12/21	Drake	W	73-51
12/28	North Dakota	W	88-62
1/2	at Indiana	L	84-86
1/5	#15 Penn State	L	71-87
1/8	Minnesota	W	78-71
1/12	at Wisconsin	W	82-65
1/16	Michigan State	L	72-88
1/19	at Ohio State	W	81-74
1/25	Indiana	W	84-75
1/29	at Minnesota	W	64-56
2/1	#23 Nebraska	L	67-80
2/6	at #9 Penn State	W	73-70
2/10	Northwestern	W	90-84
2/13	Illinois	W	69-55
2/16	at #23 Purdue	L	73-74
2/22	at Michigan	W	74-70
2/27	Ohio State	W	65-61
3/2	at Illinois	W	81-56

Big Ten Tournament (Indianapolis, IN)

3/6	vs. Illinois	W	81-62
3/7	vs. #16 Purdue	W	87-80

3/8	vs. Ohio State	W	77-73
-----	----------------	---	-------

3/9	vs. #15 Nebraska	L	65-72
-----	------------------	---	-------

NCAA Championships - First Round (Iowa City)

3/23	Marist	W	87-65
------	--------	---	-------

NCAA Championships - Second Round (Iowa City)

3/25	#4 Louisville	L	53-83
------	---------------	---	-------

2014-15**(26-8, 14-4 - Lisa Bluder)**

Date	Opponent	W-L	Score
11/14	USC Upstate	W	107-56
11/16	Robert Morris	W	85-67

Hawkeye Challenge (Iowa City)

11/21	Pepperdine	W	97-68
11/22	Dayton	W	90-83
11/25	Northern Iowa	W	74-45

South Point Thanksgiving Shootout (Las Vegas, NV)

11/28	vs. Arkansas	L	67-77
11/29	vs. Gonzaga	W	79-67

Big Ten/ACC Challenge (Louisville, KY)

12/4	at #7 Louisville	L	52-86
12/7	Colorado	W	78-63
12/11	Iowa State	W	76-67
12/21	at Drake	W	100-98
12/28	Penn State	W	77-52
1/4	at #16 Rutgers	W	79-72
1/8	at Illinois	L	61-73
1/11	Purdue	W	73-59
1/14	Northwestern	W	83-70
1/18	at Michigan State	W	52-50
1/22	Michigan	W	76-70
1/26	#15 Nebraska	W	78-72 (ot)
1/29	at Northwestern	W	102-99
2/1	at #5 Maryland	L	88-93
2/5	Ohio State	W	73-65
2/8	at Wisconsin	W	87-75
2/12	at #20 Nebraska	W	69-61
2/15	Indiana	W	81-64
2/17	at Minnesota	L	80-93
2/21	at Ohio State	L	82-100
2/26	Wisconsin	W	78-74
3/1	Minnesota	W	92-76

Big Ten Tournament (Hoffman Estates, IL)

3/6	vs. #25 Nebraska	W	74-65
3/7	vs. Ohio State	L	85-91 (ot)

NCAA Championships - First Round (Iowa City)

3/20	American	W	75-67
------	----------	---	-------

NCAA Championships - Second Round (Iowa City)

3/22	Miami	W	88-70
------	-------	---	-------

NCAA MidEast Regional - Semifinal (Oklahoma City)

3/27	vs. #5 Baylor	L	66-81
------	---------------	---	-------

2015-16**(19-14, 8-10 - Lisa Bluder)**

Date	Opponent	W-L	Score
------	----------	-----	-------

Hawkeye Challenge (Iowa City)

11/13	North Dakota	W	83-61
11/15	UT Martin	W	62-56
11/19	Western Illinois	W	96-81 (ot)
11/22	at Northern Iowa	W	80-65

Lone Star Showcase (Austin, Texas)

11/26	vs. Wright State	W	83-77
11/27	vs. #21 George Wash.	L	77-81 (2ot)
11/28	vs. Houston	W	64-50

Big Ten/ACC Challenge (Charlottesville, VA)

12/2	at Virginia	W	85-73
12/6	Robert Morris	W	69-50
12/11	at Iowa State	L	66-69
12/19	Bradley	W	60-53
12/22	Drake	W	89-76
12/31	at Nebraska	W	74-68
1/4	Rutgers	W	69-65
1/7	at Michigan	L	75-82
1/10	#8 Maryland	L	56-76
1/13	at Wisconsin	W	57-54
1/16	at #18 Michigan State	L	73-80
1/20	Penn State	L	69-82
1/24	at Purdue	L	73-90
1/28	Michigan	W	85-69
1/31	at Northwestern	W	79-64
2/4	at Indiana	L	74-79

2/7	#14 Michigan State	L	69-74
-----	--------------------	---	-------

2/11	#6 Ohio State	L	81-98
------	---------------	---	-------

2/15	at Minnesota	L	76-78
------	--------------	---	-------

2/18	Purdue	W	63-55
------	--------	---	-------

2/21	Indiana	W	76-73
------	---------	---	-------

2/24	at Penn State	L	68-81
------	---------------	---	-------

2/27	Illinois	W	61-56
------	----------	---	-------

Big Ten Tournament (Indianapolis, IN)

3/3	vs. Michigan	W	97-85
-----	--------------	---	-------

3/4	vs. #5 Maryland	L	55-75
-----	-----------------	---	-------

WNIT Tournament (Iowa City, IA)

3/17	Ball State	L	72-77
------	------------	---	-------

2016-17**(20-14, 8-8 - Lisa Bluder)**

Date	Opponent	W-L	Score
11/11	Oral Roberts	W	96-76
11/13	Hampton	W	84-51
11/16	at North Dakota	W	75-60

Hawkeye Challenge (Iowa City)

11/19	Massachusetts	W	71-30
11/20	South Dakota State	L	64-66

Cancun Challenge (Cancun, Mexico)

11/24	vs. #9 UCLA	L	65-78
11/25	vs. James Madison	W	90-75

Big Ten/ACC Challenge (Iowa City, Iowa)

11/30	#1 Notre Dame	L	58-73
12/4	Northern Iowa	W	88-59
12/7	Iowa State	W	88-76
12/9	Robert Morris	W	81-76
12/18	at Drake	L	76-81
12/20	Kent State	W	83-48
12/28	at Illinois	L	65-70
12/31	Nebraska	W	75-72
1/3	at Penn State	L	58-71
1/11	Illinois	W	78-58
1/14	#3 Maryland	L	82-98
1/17	Rutgers	L	71-59
1/21	Minnesota	W	80-65
1/29	at #3 Maryland	L	81-100
2/2	Rutgers	W	71-57
2/5	at Michigan	L	70-72
2/9	Michigan State	W	87-83 (ot)
2/12	at #13 Ohio State	L	81-88
2/16	Northwestern	W	78-59
2/19	at Purdue	L	52-72
2/22	at Indiana	L	77-80 (2ot)
2/26	Wisconsin	W	71-60

Big Ten Tournament (Indianapolis, IN)

3/2	vs. Northwester	L	73-78
-----	-----------------	---	-------

WNIT Tournament (Iowa City, IA)

3/16	Missouri State	W	95-74
3/18	South Dakota	W	78-73
3/23	Colorado	W	80-62
3/26	Washington State	L	66-74

2017-18**(24-8, 11-5 - Lisa Bluder)**

Date	Opponent	W-L	Score
------	----------	-----	-------

Hawkeye Challenge (Iowa City)

11/10	Quinnipiac	W	83-67
11/11	Western Kentucky	W	104-97 (ot)
11/15	Northern Illinois	W	105-80
11/19	Western Michigan	W	79-56

Puerto Rico Classic (Puerto Rico)

11/22	Morgan State	W	90-46
11/23	Charlotte	W	77-64
11/25	Elon	W	74-61

Big Ten/ACC Challenge (Iowa City)

11/29	#13 Florida State	L	93-94
12/3	Samford	W	80-59
12/6	at Iowa State	W	61-55
12/9	Arkansas-Pine Bluff	W	85-45
12/17	at Northern Iowa	W	71-47
12/21	Drake	W	79-66
12/28	at Wisconsin	W	56-45
12/31	vs. #19 Michigan	W	82-72
1/4	at #13 Maryland	L	64-80
1/7	at Illinois	W	84-71
1/13	Purdue	L	70-76
1/16	at Nebraska	L	65-74



1/21	at Minnesota	L	72-77
1/25	#14 Ohio State	W	103-89
1/28	Nebraska	L	74-92
2/1	at Michigan State	W	71-68 (ot)
2/4	Minnesota	W	92-84
2/8	Penn State	W	80-76
2/11	at Northwestern	W	70-61
2/18	Wisconsin	W	88-61
2/21	at Rutgers	W	77-67 (ot)
2/24	Indiana	W	75-62
Big Ten Tournament (Indianapolis, IN)			
3/1	Northwestern	W	55-45
3/2	Minnesota	L	89-90
NCAA Championships - First Round (Los Angeles, CA)			
3/17	Creighton	L	70-76

2018-19**(290-7), 14-4 - Lisa Bluder)**

Date	Opponent	W-L	Score
11/09	Oral Roberts	W	90-77
11/13	Western Kentucky	W	104-67
11/17	N.C. Central	W	106-39

2018 Junkanoo Jam (Bimini, Bahamas)

11/23	West Virginia	W	84-81
11/24	Florida State	L	67-71

ACC/Big Ten Challenge (South Bend, IN)

11/29	Notre Dame	L	71-105
12/02	Robert Morris	W	92-63

Iowa Corn Cy-Hawk Series (Iowa City, Iowa)

12/05	Iowa State	W	73-70
12/08	IUPUI	W	72-58
12/16	UNI	W	83-57
12/21	Drake	W	91-82
12/30	Michigan State	L	70-84
1/03	Nebraska	W	77-71
1/07	Wisconsin	W	71-53
1/10	Purdue	L	57-62
1/14	Minnesota	W	81-63
1/17	Michigan	W	75-61
1/20	Illinois	W	94-75
1/23	Rutgers	W	72-66
1/27	Purdue	W	72-58
2/1	Michigan	L	81-90
2/3	Penn State	W	81-61
2/7	Michigan State	W	86-71
2/10	Ohio State	W	78-52
2/14	Illinois	W	88-66
2/17	Maryland	W	86-73
2/21	Indiana	L	73-75
2/25	Nebraska	W	74-58
3/3	Northwestern	W	74-50

Big Ten Tournament (Indianapolis, IN)

3/8	Indiana	W	70-61
3/9	Rutgers	W	72-67
3/10	Maryland	W	90-76

NCAA Championships- First Round (Iowa City, Iowa)

3/22	Mercer	W	66-61
------	--------	---	-------

NCAA Championships- Second Round (Iowa City, Iowa)

3/24	Missouri	W	68-52
------	----------	---	-------

NCAA Championships- Sweet Sixteen (Greensboro, NC)

3/30	NC State	W	79-61
------	----------	---	-------

NCAA Championships- Elite Eight (Greensboro, NC)

4/1	Baylor	L	53-85
-----	--------	---	-------



YEAR-BY-YEAR INDIVIDUAL LEADERS

Scoring

Year	Player	Pts.	Avg.
74-75	Kathy Peters	203	9.7
75-76	Diana Williams	351	13.0
76-77	Cindy Haugejorde	364	18.2
77-78	Cindy Haugejorde	484	21.0
78-79	Cindy Haugejorde	539	18.6
79-80	Cindy Haugejorde	672	23.2
80-81	Kim Howard	398	15.9
81-82	Lisa Anderson	330	13.2
82-83	Robin Anderson	350	12.9
83-84	Lisa Becker	416	15.4
84-85	Lisa Long	368	13.1
85-86	Michelle Edwards	368	12.7
86-87	Michelle Edwards	564	18.2
87-88	Michelle Edwards	621	20.0
88-89	Shanda Berry	497	16.6
89-90	Franthea Price	614	21.2
90-91	Toni Foster	475	15.8
91-92	Toni Foster	448	15.5
92-93	Toni Foster	487	15.7
93-94	Necole Tunsil	477	17.0
94-95	Tia Jackson	357	13.7
95-96	Tiffany Gooden	481	14.1
96-97	Angela Hamblin	318	13.3
97-98	Tangela Smith	577	19.9
98-99	Amy Herrig	504	18.7
99-00	Lindsey Meder	516	19.1
00-01	Lindsey Meder	523	16.9
01-02	Lindsey Meder	491	16.9
02-03	Kristi Faulkner	539	16.3
03-04	Jamie Cavey	487	16.8
04-05	Crystal Smith	556	16.8
05-06	Crystal Smith	499	17.2
06-07	Kristi Smith	402	13.4
07-08	Kristi Smith	425	13.3
08-09	Kristi Smith	422	13.2
09-10	Kachine Alexander	432	16.0
10-11	Jaime Printy	520	16.8
11-12	Jaime Printy	388	16.9
12-13	Morgan Johnson	490	14.4
13-14	Bethany Doolittle	512	14.2
14-15	Disterhoft/Dixon	503	14.8
15-16	Ally Disterhoft	565	17.1
16-17	Megan Gustafson	628	18.5
17-18	Megan Gustafson	823	25.7
18-19	Megan Gustafson	1001	27.8

Rebounding

Year	Player	Reb.	Avg.
74-75	Marjie Rubow	135	6.4
75-76	Jenni Mayer	196	9.3
76-77	Cindy Haugejorde	237	11.9
77-78	Cindy Haugejorde	300	13.0
78-79	Cindy Haugejorde	235	8.1
79-80	Cindy Haugejorde	295	10.2
80-81	Kim Howard	168	6.7
81-82	Kim Howard	169	6.8
82-83	Donna Freitag	183	6.8
83-84	Lynn Kennedy	189	7.6
84-85	Lisa Long	267	9.5
85-86	Lisa Long	200	8.3
86-87	Lisa Long	282	9.1
87-88	Shanda Berry	263	8.5
88-89	Shanda Berry	276	9.2
89-90	Franthea Price	207	7.1
90-91	Toni Foster	247	8.2
91-92	Toni Foster	243	8.4
92-93	Toni Foster	254	8.2
93-94	Virgie Dillingham	202	7.2
94-95	Tangela Smith	136	7.5
95-96	Tangela Smith	218	7.0
96-97	Angela Hamblin	163	6.8
97-98	Tangela Smith	244	8.4
98-99	Amy Herrig	306	11.3
99-00	Randi Peterson	220	8.1
00-01	Randi Peterson	273	8.8
01-02	Jerica Watson	264	9.4
02-03	Jennie Lillis	239	7.2
03-04	Jennie Lillis	180	6.2
04-05	Krista VandeVenter	252	7.6
05-06	Krista VandeVenter	237	8.2
06-07	Jenee Graham	234	7.8
07-08	Johanna Solverson	162	5.1
08-09	Kachine Alexander	282	8.8
09-10	Kachine Alexander	281	10.4
10-11	Kachine Alexander	295	9.5
11-12	Samantha Logic	220	7.1
12-13	Morgan Johnson	256	7.5
13-14	Samantha Logic	238	6.6
14-15	Bethany Doolittle	239	7.0
15-16	Megan Gustafson	225	6.8
16-17	Megan Gustafson	158	9.9
17-18	Megan Gustafson	411	12.8
18-19	Megan Gustafson	481	13.4

Assists

Year	Player	Ast.	Avg.
74-75	Diana Williams	17	.85
75-76	Shirley Vargason	40	1.5
76-77	Shirley Vargason	48	1.8
77-78	Cindy Haugejorde	56	2.4
78-79	Unavailable		
80-81	Unavailable		

79-80	Sue Beckwith	96	3.3
81-82	R. Anderson	66	2.6
82-83	Lisa Anderson	80	2.9
83-84	Lisa Anderson	128	4.7
84-85	Maureen McAlpine	89	3.3
85-86	Michelle Edwards	98	3.3
86-87	Michelle Edwards	123	4.0
87-88	Michelle Edwards	140	4.5
88-89	Jolette Law	132	4.3
89-90	Jolette Law	122	4.2
90-91	Steph Schueler	122	4.2
91-92	Laurie Aaron	123	4.2
92-93	Laurie Aaron	120	3.9
93-94	Arnedo Yarbrough	97	3.5
94-95	Karen Clayton	93	3.3
95-96	Karen Clayton	113	4.3
96-97	Nadine Domond	135	4.5
97-98	Nadine Domond	111	3.8
98-99	Cara Consuegra	153	5.8
99-00	Cara Consuegra	138	5.1
00-01	Cara Consuegra	191	6.2
01-02	Kristi Faulkner	95	3.3
02-03	April Calhoun	153	4.6
03-04	Jennie Lillis	92	3.2
04-05	Johanna Solverson	136	4.1
05-06	Crystal Smith	98	3.4
06-07	Kristi Smith	124	4.1
07-08	Johanna Solverson	107	3.3
08-09	Kachine Alexander	121	3.8
09-10	Kachine Alexander	98	3.6
10-11	Kamille Wahlin	117	3.8
11-12	Samantha Logic	136	4.4
12-13	Samantha Logic	217	6.4
13-14	Samantha Logic	269	7.5
14-15	Samantha Logic	276	8.1
15-16	Tania Davis	111	3.4
16-17	Kathleen Doyle	77	4.8
17-18	Kathleen Doyle	199	6.6
18-19	Kathleen Doyle	170	5.9

Steals

Year	Player	Steals	Avg.
83-84	Lisa Anderson	50	1.9
84-85	Michelle Edwards	36	1.3
85-86	Lynn Kennedy	79	2.7
86-87	Michelle Edwards	70	2.3
87-88	Michelle Edwards	89	2.9
88-89	Franthea Price	95	3.0
89-90	Franthea Price	84	2.9
90-91	Steph Schueler	76	2.6
91-92	Laurie Aaron	101	3.5
92-93	Laurie Aaron	122	3.9
93-94	Virgie Dillingham	36	1.3
94-95	Tia Jackson	45	1.7
95-96	Karen Clayton	40	1.5
96-97	Nadine Domond	64	2.1
97-98	Nadine Domond	44	1.5
98-99	Cara Consuegra	38	1.4
99-00	Cara Consuegra	54	2.0
00-01	Cara Consuegra	61	2.0
01-02	Jerica Watson	72	2.6
02-03	Jennie Lillis	66	2.0
03-04	Jennie Lillis	56	1.9
04-05	Crystal Smith	80	2.4
05-06	Crystal Smith	70	2.4
06-07	Kristi Smith	49	1.6
07-08	Kristi Smith	36	1.1
08-09	Kristi Smith	31	1.0
09-10	Kachine Alexander	42	1.6
10-11	Kachine Alexander	53	1.7
11-12	Jaime Printy	46	2.0
12-13	Samantha Logic	62	1.8
13-14	Samantha Logic	88	2.4
14-15	Samantha Logic	63	1.9
15-16	Whitney Jennings	42	1.3
16-17	Kathleen Doyle	71	2.1
17-18	Kathleen Doyle	46	1.5
18-19	Kathleen Doyle	66	2.3

FG Percentage (Min. 100 attempts)

Year	Player	FG-FGA	Pct.
74-75	Becky Moessner	68-140	.486
75-76	Lynn Oberbiling	46-114	.403
76-77	Diane Wilson	66-122	.540
77-78	Cindy Haugejorde	194-445	.435
78-79	Cindi Gaule	90-163	.552
79-80	Cindy Haugejorde	283-570	.496
80-81	Kim Howard	145-292	.497
81-82	Donna Freitag	80-176	.455
82-83	Donna Freitag	146-323	.452
83-84	Lisa Becker	184-315	.584
84-85	Lisa Long	165-310	.532
85-86	Lisa Becker	135-255	.529
86-87	Michelle Edwards	242-451	.537
87-88	Michelle Edwards	265-457	.580
88-89	Shanda Berry	205-368	.557
89-90	Stephanie Schueler	137-266	.515
90-91	Toni Foster	189-341	.554
91-92	Cathy Marx	71-106	.670
92-93	Cathy Marx	80-145	.552
93-94	Cathy Marx	139-251	.554
94-95	Tangela Smith	102-225	.453
95-96	Shannon Perry	63-126	.500
96-97	Tangela Smith	149-280	.532
97-98	Tangela Smith	240-429	.559

98-99	Amy Herrig	185-370	.500
99-00	Lindsey Meder	191-459	.416
00-01	Randi Peterson	162-303	.535
01-02	Jennie Lillis	152-283	.537
02-03	Jamie Cavey	73-114	.640
03-04	Jamie Cavey	190-338	.562
04-05	Jamie Cavey	220-399	.551
05-06	Megan Skouby	161-292	.551
06-07	Nicole VanderPol	56-114	.491
07-08	Megan Skouby	115-228	.504
08-09	JoAnn Hamlin	83-169	.491
09-10	Morgan Johnson	124-250	.496
10-11	Morgan Johnson	132-276	.478
11-12	Morgan Johnson	179-326	.549
12-13	Morgan Johnson	190-359	.529
13-14	Bethany Doolittle	226-409	.553
14-15	Bethany Doolittle	206-422	.488
15-16	Megan Gustafson	144-260	.554
16-17	Megan Gustafson	260-402	.647
17-18	Megan Gustafson	320-477	.671
18-19	Megan Gustafson	412-592	.696

3-PT FG Percentage (Min. 40 attempts)

Year	Player	3PT-3PTA	Pct.
87-88	Franthea Price	28-46	.608
88-89	Franthea Price	22-67	.328
89-90	Franthea Price	47-108	.451
90-91	Steph Schueler	30-79	.380
91-92	Laurie Aaron	12-59	.203
92-93	Laurie Aaron	24-68	.353
93-94	Nicole Tunsil	23-56	.411
94-95	Tiffany Gooden	27-87	.310
95-96	Tiffany Gooden	24-66	.364
96-97	Mary Berdo	21-60	.350
97-98	Nadine Domond	46-152	.303
98-99	Lindsey Meder	49-114	.449
99-00	Lindsey Meder	60-162	.370
00-01	Leah Magner	48-121	.397
01-02	Lindsey Meder	84-194	.433
02-03	Jenna Armstrong	29-84	.345
03-04	Kristi Faulkner	57-129	.442
04-05	Crystal Smith	49-136	.360
05-06	Kristi Smith	22-53	.415
06-07	Kristi Smith	45-91	.495
07-08	Wendy Ausdemore	78-171	.456
08-09	Kristi Smith	65-157	.414
09-10	Kelly Krei	55-136	.404
10-11	Jaime Printy	70-183	.383
11-12	Kamille Wahlin	64-173	.370
12-13	Melissa Dixon	78-196	.398
13-14	Theaira Taylor	48-129	.372
14-15	Melissa Dixon	124-275	.451
15-16	Ally Disterhoft	43-104	.413
16-17	Makenzie Meyer	42-118	.356
17-18	Tania Davis	21-51	.412
18-19	Tania Davis	53-137	.387

FT Percentage (Min. 50 attempts)

Year	Player	FT-FTA	Pct.
74-75	Kathy Peters	21-50	.420
75-76	Kathy Peters	45-77	.584
76-77	Cindy Haugejorde	52-75	.693
77-78	Lynn Oberbiling	56-66	.848
78-79	Cyndi Gaule	65-81	.802
79-80	Cindy Haugejorde	106-131	.809
80-81	Lisa Anderson	71-84	.845
81-82	Melinda Hippen	49-62	.790
82-83	Kristen Johnson	46-59	.780
83-84	Lisa Anderson	52-71	.732
84-85	Lisa Becker	52-75	.693
85-86	Michelle Edwards	56-74	.757
86-87	Michelle Edwards	80-108	.741
87-88	Jolynn Schneider	91-130	.700
88-89	Franthea Price	61-84	.726
89-90	Franthea Price	85-104	.817
90-91	Stephanie Schueler	45-57	.790
91-92	Laurie Aaron	74-104	.712
92-93	Tia Jackson	75-95	.790
93-94	Necole Tunsil	23-56	.803
94-95	Tia Jackson	86-106	.811
95-96	Nadine Domond	67-84	.798
96-97	Angela Hamblin	45-63	.714
97-98	Amy Herrig	103-125	.824
98-99	Amy Herrig	133-169	.787
99-00	Cara Consuegra	122-149	.819
00-01	Lindsey Meder	101-113	.894
01-02	Lindsey Meder	61-77	.792
02-03	Kristi Faulkner	145-165	.879
03-04	Kristi Faulkner	92-106	.868
04-05	Crystal Smith	93-121	.769
05-06	Crystal Smith	125-147	.850
06-07	Wendy Ausdemore	55-61	.902
07-08	Kristi Smith	86-108	.796
08-09	Wendy Ausdemore	52-57	.912
09-10	Jaime Printy	83-94	.883
10-11	Jaime Printy	114-132	.864
11-12	Jaime Printy	111-125	.888
12-13	Jaime Printy	135-146	.925
13-14	Melissa Dixon	70-78	.897
14-15	Melissa Dixon	51-57	.895
15-16	Chase Coley	60-74	.811
16-17	Megan Gustafson	108-137	.788
17-18	Makenzie Meyer	52-57	.912
18-19	Makenzie Meyer	45-51	.882

YEAR-BY-YEAR TEAM STATISTICS



Scoring

Year	Iowa Pts.	Avg.	Opponent	Avg.
74-75	1048	49.9	Unavailable	
75-76	1548	55.2	Unavailable	
76-77	1387	66.0	Unavailable	
77-78	1631	70.9	Unavailable	
78-79	2220	76.5	Unavailable	
79-80	1986	68.5	Unavailable	
80-81	1816	72.6	1946	77.8
81-82	1559	62.4	1818	72.7
82-83	1694	62.7	1916	70.9
83-84	1777	65.8	1588	58.8
84-85	1797	64.2	1552	55.4
85-86	1935	66.7	1654	57.0
86-87	2203	71.1	1764	56.9
87-88	2406	77.6	1785	57.6
88-89	2409	75.3	1912	59.8
89-90	2210	76.2	1679	57.9
90-91	2035	67.8	1777	59.2
91-92	2051	70.7	1681	58.0
92-93	2258	72.8	1683	54.3
93-94	1788	63.9	1617	57.8
94-95	1644	58.7	1641	58.6
95-96	2150	69.4	1842	59.4
96-97	2018	67.3	1798	59.9
97-98	1987	68.5	1887	65.1
98-99	1900	70.4	1955	72.4
99-00	1816	67.3	1910	70.7
00-01	1927	76.7	1830	69.6
01-02	2209	76.2	2032	70.1
02-03	2376	72.0	2344	71.0
03-04	2129	73.4	2130	73.4
04-05	2304	69.8	2126	64.4
05-06	2097	72.3	1913	66.0
06-07	2034	67.8	2150	71.7
07-08	2102	65.7	1925	60.2
08-09	2176	68.0	2045	63.9
09-10	2359	69.4	2273	66.9
10-11	2201	71.0	1982	63.9
11-12	2212	71.4	2042	65.9
12-13	2296	67.5	2123	62.4
13-14	2814	78.2	2496	69.3
14-15	2703	79.5	2469	72.6
15-16	2416	73.2	2353	71.3
16-17	2588	76.1	2338	68.8
17-18	2518	78.7	2204	68.9
18-19	2821	78.4	2422	67.3

Rebounding

Year	Iowa Reb.	Avg.	Opponent	Avg.
74-75	654	31.1	Unavailable	
75-76	1131	40.3	Unavailable	
76-77	744	35.4	Unavailable	
77-78	965	41.9	Unavailable	
78-79	1173	40.4	Unavailable	
79-80	1089	37.6	Unavailable	
80-81	983	39.0	1257	50.0
81-82	973	38.9	1085	43.4
82-83	972	36.0	1199	44.4
83-84	1016	37.6	917	33.9
84-85	1105	39.5	1016	36.3
85-86	1051	36.2	1008	34.7
86-87	1163	37.5	1060	34.2
87-88	1210	39.0	1087	35.1
88-89	1224	38.3	1061	33.2
89-90	1129	38.9	1002	34.6
90-91	1155	38.5	1042	34.7
91-92	1129	38.9	1018	35.1
92-93	1297	41.8	1046	33.7
93-94	1086	38.8	966	34.5
94-95	1144	40.9	1066	38.1
95-96	1298	41.9	1147	37.0
96-97	1103	36.8	983	32.8
97-98	1156	37.5	1083	34.7
98-99	1022	37.9	965	35.7
99-00	1067	39.5	1059	39.2
00-01	1203	38.8	1148	37.0
01-02	1167	40.2	1059	36.5
02-03	1275	38.6	1222	37.0
03-04	1048	36.1	1094	37.7
04-05	1226	37.2	1091	33.1
05-06	1034	35.7	1068	36.8
06-07	1055	35.2	1033	34.4
07-08	1185	37.0	1067	33.3
08-09	1212	37.9	1163	36.3
09-10	1300	38.2	1230	36.2
10-11	1238	39.9	1127	36.4
11-12	1229	39.6	1182	38.1
12-13	1303	38.3	1296	38.1
13-14	1308	36.3	1357	37.7
14-15	1238	36.4	1393	41.0
15-16	1254	38.0	1219	36.9
16-17	1334	39.2	1267	37.3
17-18	1351	42.2	1140	35.6
18-19	1365	37.9	1195	33.2

Assists

Year	Iowa	Avg.	Opponent	Avg.
79-80	369	12.7	Unavailable	
81-82	329	13.2	396	15.8
81-82	287	19.1	362	24.1
82-83	300	11.1	380	14.0
83-84	439	16.3	340	12.6
84-85	387	13.8	316	11.3

85-86	452	15.5	317	10.9
86-87	512	16.5	397	12.8
87-88	461	14.9	296	9.5
88-89	492	15.4	373	11.7
89-90	465	16.0	309	10.7
90-91	494	16.5	402	13.4
91-92	490	16.9	320	11.0
92-93	393	12.7	292	9.4
93-94	431	15.4	326	11.6
94-95	364	12.9	371	13.3
95-96	428	16.5	315	12.1
96-97	471	15.7	342	11.4
97-98	463	16.0	368	12.7
98-99	432	16.6	435	16.7
99-00	345	12.8	409	15.1
00-01	572	18.5	435	14.0
01-02	518	17.9	407	14.0
02-03	567	17.2	468	14.2
03-04	485	16.7	434	15.0
04-05	531	16.1	463	14.0
05-06	486	16.8	422	14.6
06-07	479	16.0	445	14.8
07-08	501	15.7	366	11.4
08-09	488	15.3	400	12.5
09-10	466	13.7	501	14.7
10-11	444	14.3	411	13.3
11-12	514	16.6	387	12.5
12-13	534	15.7	418	12.3
13-14	644	17.9	487	13.5
14-15	614	18.1	516	15.2
15-16	529	16.0	470	14.2
16-17	600	17.6	410	12.1
17-18	686	21.4	393	12.3
18-19	775	21.5	482	13.4

Steals

Year	Iowa	Avg.	Opponent	Avg.
81-82	172	6.9	191	7.6
82-83	251	9.3	250	9.2
83-84	258	9.6	194	7.2
84-85	206	7.3	145	5.1
85-86	298	10.2	148	5.1
86-87	328	10.6	171	5.5
87-88	393	12.7	175	5.6
88-89	414	12.9	221	6.9
89-90	349	12.0	158	5.5
90-91	301	10.0	248	8.3
91-92	365	12.6	187	6.4
92-93	345	11.1	200	6.5
93-94	211	7.5	191	12.0
94-95	240	8.6	217	7.8
95-96	216	8.3	191	7.3
96-97	247	8.2	217	7.2
97-98	196	6.8	223	7.7
98-99	166	6.3	220	8.4
99-00	189	7.0	204	7.6
00-01	299	9.6	231	7.5
01-02	225	7.8	272	9.4
02-03	289	8.8	338	10.2
03-04	244	8.4	288	9.9
04-05	292	8.8	314	9.5
05-06	255	8.8	254	8.8
06-07	184	6.1	263	8.8
07-08	195	6.1	275	8.6
08-09	162	5.1	241	7.5
09-10	212	6.2	261	7.7
10-11	190	6.1	212	6.8
11-12	225	7.3	272	8.8
12-13	255	7.5	266	7.8
13-14	310	8.6	255	7.1
14-15	245	7.2	231	6.8
15-16	200	6.1	279	8.5
16-17	231	6.8	310	9.1
17-18	184	5.8	293	9.2
18-19	224	6.2	271	7.5

3-PT FG Percentage

Year	Iowa	Pct.	Opponent	Pct.
87-88	33-86	.384	41-178	.230
88-89	35-100	.350	78-180	.433
89-90	80-200	.400	73-199	.367
90-91	34-108	.315	68-212	.321
91-92	18-90	.200	107-313	.313
92-93	42-143	.294	96-314	.306
93-94	51-139	.367	125-401	.312
94-95	78-284	.275	96-356	.270
95-96	74-216	.343	97-303	.320
96-97	74-256	.289	128-414	.309
97-98	63-221	.285	139-366	.380
98-99	93-247	.377	116-385	.301
99-00	122-388	.314	119-318	.374
00-01	175-473	.370	121-437	.277
01-02	199-554	.359	125-394	.317
02-03	156-497	.314	177-550	.322
03-04	176-483	.364	156-459	.340
04-05	155-452	.343	204-565	.361
05-06	142-395	.359	41-177	.296
06-07	157-391	.402	174-501	.347
07-08	197-506	.389	154-527	.292
08-09	196-537	.365	167-539	.369
09-10	269-729	.369	210-612	.343
10-11	225-705	.319	173-557	.311
11-12	212-669	.317	175-545	.321

12-13	192-579	.332	190-635	.299
13-14	247-739	.334	224-690	.325
14-15	274-696	.394	216-644	.335
15-16	200-608	.329	195-586	.333
16-17	196-630	.311	189-635	.298
17-18	174-493	.353	226-731	.309
18-19	201-575	.350	231-755	.306

FG Percentage

Year	Iowa	Pct.	Opponent	Pct.
74-75	453-1177	.385	Unavailable	
75-76	664-2056	.323	Unavailable	
76-77	581-1461	.397	Unavailable	
77-78	651-1610	.404	Unavailable	
78-79	893-1967	.453	Unavailable	
79-80	819-1931	.424	Unavailable	
80-81	739-1707	.433	820-1821	.450
81-82	625-1576	.397	731-1632	.448
82-83	685-1729	.396	792-1733	.457
83-84	745-1621	.460	630-1498	.420
84-85	774-1679	.461	605-1562	.387
85-86	846-1737	.487	639-1541	.415
86-87	928-1919	.484	701-1677	.418
87-88	997-2009	.496	687-1757	.391
88-89	977-2018	.484	747-1760	.424
89-90	893-1922	.465	632-1518	.416
90-91	822-1732	.475	668-1661	.402
91-92	842-1793	.470	597-1528	.391
92-93	890-1943	.458	657-1711	.384
93-94	709-1651	.429	584-1493	.391
94-95	618-1640	.377	580-1502	.386
95-96	809-1915	.423	661-1750	.378
96-97	801-1721	.465	634-1589	.349
97-98	769-1662	.463	668-1658	.403
98-99	720-1612	.447	745-1664	.448
99-00	649-1685	.385	669-1569	.426
00-01	847-1927	.440	783-1830	.428
01-02	788-1773	.444	747-1784	.419
02-03	854-1943	.440	873-2061	.424
03-04	760-1739	.437	786-1787	.440
04-05	858-1831	.469	814-1998	.407
05-06	754-1655	.456	742-1789	.415
06-07	708-1657	.427	786-1760	.447
07-08	766-1736	.441	688-1820	.378
08-09	759-1758	.432	779-2009	.388
09-10	819-1975	.415	830-2039	.407
10-11	749-1831	.409	750-1894	.396
11-12	777-1856	.419	739-1917	.385
12-13	832-1968	.423	73-2052	.372
13-14	1005-2181	.461	886-2181	.406
14-15	985-2158	.456	902-2157	.418
15-16	882-1949	.453	900-2139	.421
16-17	953-2024	.471	882-2259	.390
17-18	940-1923	.489	831-2217	.375
18-19	1085-2107	.515	941-2344	.401



ALL-TIME LETTERWINNERS

Name	Years	Hometown
Laurie Aaron	89-93	Detroit, MI
Katie Abrahamson	88-90	Cedar Rapids, IA
Kachine Alexander	08-11	Minneapolis, MN
Holly Andersen	81-82	Morton Grove, IL
Lisa Anderson	80-84	Oregon, WI
Robin Anderson	80-85	Brandt, SD
Jenna Armstrong	01-05	Stockton, MO
Wendy Ausdemore	05-09	Neola, IA
Cheryl Baker	82-84	Grinnell, KS
Lisa Becker	83-87	Cedar Rapids, IA
Sue Beckwith	76-80	Boone, IA
Mary Berdo	96-97, 99-01	Washington, IA
Shanda Berry	85-89	Oelwein, IA
Tricia Blair	83-87	McFarland, WI
Myesha Bledsoe	1999	Milwaukee, WI
Demetria Bright	90-92	Lexington, KY
Beatrice Bullock	98-02	Anchorage, AK
Christina Buttenham	15-17	Hamilton, Ontario, Canada
April Calhoun	01-03	New Hope, MN
Jamie Cavey	01-05	Mechanicsville, IA
Kelsey Cermak	08-11	Norwalk, IA
Robin Christian	85-89	Roxbury, MA
Megan Considine	10-12	Byron, IL
Karen Clayton	92-96	Raleigh, NC
Chase Coley	15-18	Minneapolis, MN
Cara Consuegra	97-01	Mt. Airy, MD
Logan Cook	18-present	Iowa City, IA
Monika Czinnano	18-present	Watertown, MN
Tania Davis	16-19	Grand Blanc, MI
Connie Davis	80-84	DeKalb, IL
Virgie Dillingham	90-94	Richmond, KY
Ally Disterhoft	14-17	Iowa City, IA
Melissa Dixon	12-15	Johnsburg, IL
Nadine Domond	94-98	Bridgeport, CT
Bethany Doolittle	12-15	Oakdale, MN
Kathleen Doyle	16-present	LaGrange Park, IL
Hannah Draxten	08-12	Fergus Falls, MN
Pam DuBose	83-85	Detroit, MI
Michelle Edwards	84-88	Boston, MA
Simone Edwards	93-97	Kingston, Jamaica
Abby Emmert	04-08	Winterset, IA
Kristi Faulkner	01-04	Glen Ellyn, IL
Molly Finn	78-81	Columbus, OH
Toni Foster	89-93	Chicago, IL
Donna Freitag	81-83	Oregon, WI
Stacy Frese	95-96	Cedar Rapids, IA
Marva Fuller	84-88	Holly, MI
Angela Gallagher	75-81	Chillicothe, IL
Cyndi Gaule	78-81	Burlington, IA
Julie Genzen	81-83	Bloomington, IL
Lindsay Geoffroy	01-04	Los Alamitos, CA
Jeneé Graham	04-08	Bolingbrook, IL
Tiffany Gooden	94-98	Fort Wayne, IN
Connie Grauer	82-86	Cherokee, IA
Megan Gustafson	16-19	Port Wing, WI
Felicia Hall	87-91	Shreveport, LA
Angela Hamblin	95-98	Gary, IN
JoAnn Hamlin	08-10	Douglass, KS
Andrea Harmon	90-94	Oklahoma City, OK
Kalli Hansen	10-12	Olin, IA
Cindy Haugejorde	76-80	Parkville, MN
Jane Heilskov	79-81	Hampton, IA
Amy Herrig	95-99	Dubuque, IA
Melinda Hippen	80-82	Parkersburg, IA
Kim Howard	78-82	Estherville, IA
Tia Jackson	90-95	Mardela Springs, MD
Patrice Jennings	98-00	Chicago, IL
Hillier Jennings	99-00	Manly, IA
Whitney Jennings	15-16	Logansport, IN
Cindy Johnson	78-81	Indianola, IA
Kristen Johnson	82-86	Rochester, MN
Morgan Johnson	10-13	Platte City, MO
Virginia Johnson	12	Iowa City, IA
Shante Jones	08	Carroll, OH
Morgan Kasperek	02-06	Hinsdale, IL
Alexa Kastanek	14-17	Lincoln, NE
Darleen Kendel	81-82	Barbeton, OH
Lynn Kennedy	83-87	Irvington, NJ
Ann Kildahl	82-83	Tomah, WI
Carmen Kinrade	78-79	Maquoketa, IA
Timicha Kirby	94-95	Lynwood, CA
Kari Knopf	97-98	Des Moines, IA
Susan Koering	93-97	Stanwood, IA
Kelly Krei	08-11	Iowa City, IA
Tagyn Larson	16	Sioux Falls, SD
Joliette Law	86-90	Florence, SC
Angie Lee	80-84	Paxton, IL
Angie Lewis	83-85	Largo, MD
Jennie Lillis	00-04	Urbandale, IA
Samantha Logic	12-15	Racine, WI
Lisa Long	83-87	Newark, NJ
Terri Lusignan	78-82	Park Ridge, IL

Name	Years	Hometown
Gabby Machado	10	Pontiac, MI
Antonia Macklin	91-95	Boston, MA
Leah Magner	98-02	Palmer, AK
Cathy Marx	90-94	East Moline, IL
Jenni Mayer	75-77	Winthrop Harbor, IL
Maureen McAlpine	82-86	Rochester, MN
Becca McCann	00-04	Saginaw, MI
Erin McGrane	77-80	Dubuque, IA
Tammy McKay	83-87	McFarland, WI
Rena McMillon	87-89	Pompano Beach, FL
Lindsey Meder	98-02	Solon, IA
Makenzie Meyer	17-present	Mason City, IA
Teresa Meyer	75-79	Overland Park, KS
Becky Moessner	75-78	Waterloo, IA
Carly Mohns	15-18	Brodhead, WI
Barb Mueller	75-80	Paullina, IA
Kim Nelson	81-83	Denison, IA
Trisha Nesbitt	10-13	Ames, IA
Jenny Noll	93-97	Muscatine, IA
Lindsey Nyenhuis	05-09	Grand Rapids, MI
Lynn Oberbillig	75-78	Northampton, MA
Amber O'Brien	99-03	Worthington, MN
Lori Offergeld	77-81	Chicago, IL
Amanda Ollinger	17-present	Cedar Rapids, IA
Shannon Perry	94-98	Carson, CA
Kali Peschel	13-16	Sauk Centre, MN
Katharine Peters	75-78	Dubuque, IA
Randi Peterson	97-01	Cedar Falls, IA
Laura Podolak	98-00	Basalt, CO
Ebone Pope	04-06	Ottumwa, IA
Franthea Price	86-90	River Rouge, MI
Jaime Printy	10-13	Marion, IN
Cassandra Rahming	88-92	W. Palm Beach, FL
Jody Ratigan	86-90	Neola, IA
Erinn Reed	93-94	Saginaw, MI
Tiffany Reedy	02-06	Dysart, IA
Jackie Regel	79-83	Glen Ellyn, IL
Joni Rensvold	78-80	Cedar Falls, IA
Kathryn Reynolds	12-15	Cincinnati, OH
Lindsay Richards	02-03	Barrington, IL
Maureen Riopelle	80-81	Appleton, WI
Sue Roeder	78-81	Dubuque, IA
Jade Rogers	11-12	Cedar Rapids, IA
Kris Rogers	76-82	Iowa City, IA
Margie Rubow	75-78	Brighton, CO
Zion Sanders	18-present	Evansville, IN
Stacy Schlackohl	04-08	Durant, IA
Hailey Schneden	14-17	Davenport, IA
Jolynn Schneider	84-88	Grosse Pointe, MI
Tracy Schrupp	99-03	Gillette, WY
Stephanie Schueler	87-91	Sioux Falls, SD
Alexis Sevillian	17-present	Goodrich, MI
Becky Shrigley	88-92	Nashua, NH
Laura Shawver	75-79	San Francisco, CA
Megan Skouby	05-09	Mentor, OH
Crystal Smith	02-06	Houghton, LA
Kristi Smith	05-09	Thornton, CO
Nicole Smith	13-16	Rockton, IL
Tangela Smith	94-98	Chicago, IL
Johanna Solverson	02-05, 08	Lake Zurich, IL
Hannah Stewart	16-19	Minot, ND
Karen Swanson	78-79	Unavailable
Tomi Taiwo	18-present	Carmel, IN
LaTonya Tate	88-92	Detroit, MI
Jill Taylor	88-90	Ambler, PA
Theairra Taylor	10-14	St. Paul, MN
Kathy Thomas	13	Flint, MI
Molly Tideback	90-93	Waterloo, IA
Claire Till	13-16	Dubuque, IA
Kayla Timmerman	13	Wayzata, MN
DeDe Towe	76-80	Alburnett, IA
Necole Tunsil	90-94	St. Petersburg, FL
Paula Valino Ramos	18-present	Ourense, Spain
Nicole VanderPol	05-09	Grundy Center, IA
Krista VandeVenter	04-08	Osseo, MN
Chinyere Vann	96-97	Brooklyn, NY
Shirley Vargason	75-78	St. Charles, IL
Polly Ven Horst	76-92	Dallas, TX
Amy Van Arkel	98-00	Cedar Falls, IA
Kamille Wahlin	08-12	Crookston, MN
Tracy Washington	84-86	Philadelphia, PA
Jerica Watson	98-02	Milwaukee, WI
Lorelei Watts	87-89	Rock Island, IL
Trisha Waugh	88-91	Jefferson, IA
Melinda Welter	75-79	Glen Ellyn, IL
Diana Williams	75-80	Chicago, IL
Pam Williams	84-88	Chicago, IL
Malikah Willis	94-98	Cleveland, OH
Diane Wilson	76-81	New London, IA
Kris Wistrom	79-83	Des Moines, IA
Arnedra Yarbrough	91-95	Racine, WI
Cheri Young	79-82	Muscatine, IA



#1 Amber O'Brien Alexa Kastanek Tomi Taiwo	#15 Whitney Jennings	#25 Franthea Price Pam DuBose Diana Williams Kali Peschel Monika Czinano	#40 Melinda Hippen Gail Hudash Erin McGrane Laura Shawver Tracy Schrupp Stacy Schlapkohl Hailey Schneden
#2 Kristi Faulkner Zoraa Quoie Kamille Wahlin Ally Disterhoft	#20 April Calhoun Shante Jones Felicia Hall Lynn Kennedy Lindsay Geoffroy Shannon Perry Virgie Dillingham Patrice Jennings Ebone Pope Antonia Macklin Angie Lewis Lindsay Richards Kelly Krei Kate Martin	#30 Michelle Edwards Angie Lee Polly Ven Horst	#41 Darlene Kandel Terri Lusignan Cheri Young Karen Swanson Lynn Oberbillig
#3 Myesha Bledsoe Abby Emmert Kalli Hansen Claire Till Makenzie Meyer	#21 Necole Tunsil Robin Christian Tricia Blair Jenni Mayer Cara Consuegra Kachine Alexander Melissa Dixon Hannah Stewart Zion Sanders	#31 Malikah Willis Andrea Harmon Jill Taylor Donna Freitag Kris Wistrom Terri Lusignan Diane Wilson Barb Mueller Hannah Draxten Paula Valino Ramos	#42 Tiffany Gooden Cathy Marx Shanda Berry Julie Genzen Diane Wilson Jackie Regel Cyndi Gaule Tiffany Reedy
#4 Stacy Frese Kadaiya Johns Chase Coley	#22 Susan Koering Becky Shrigley Jolynn Schneider Lisa Anderson Joni Rensvold Shirley Vargason Mary Berdo Kristi Faulkner Kelsey Cermak Samantha Logic Kathleen Doyle	#32 Natalie Chambers Erinn Reed LaTonya Tate Pam Williams Ann Kildahl Kim Howard Angela Gallagher Jody Ratigan Maureen McAlpine Wendy Ausdemore Jade Rogers	#43 Connie Davis Cindy Haugejorde Nicole VanderPol Amanda Ollinger
#5 Jerica Watson April Calhoun Alexis Sevillian	#23 Demetria Bright Robin Anderson Molly Finn DeDe Towe Mary Berdo Amy Van Arkel Theairra Taylor Christina Buttenham Logan Cook	#33 Melinda Hippen Jane Heilskov Tia Jackson Barb Muelle Katharine Peters Laura Podolak Deb Remmerde Kathryn Reynolds	#44 Trisha Waugh Marva Fuller Cheryl Baker Beatrice Bullock Megan Skouby
#10 Arnedo Yarbrough Stephanie Schueler Tracy Washington Kris Rogers Chinyere Vann Kari Knopf Lindsey Meder Crystal Smith Megan Gustafson	#24 Angela Hamblin Katie Abrahamson Rena McMillon Lisa Long Angie Lee Carmen Kinrade Melinda Welter Jeneé Graham Jaime Printy Tagyn Larson Zion Sanders (17-19) Gabbie Marshall	#34 Simone Edwards Molly Tideback Jolette Law Connie Grauer Connie Davis Cindy Johnson Lori Offergeld Becky Moessner Johanna Solverson Virginia Johnson Carly Mohns	#45 Randi Peterson Morgan Kasperek JoAnn Hamlin Nicole Smith
#11 Karen Clayton Cassandra Rahming Sue Roeder Jenna Armstrong Kristi Smith Trisha Nesbitt Tania Davis Megan Meyer		#35 Timicha Kirby Kristen Johnson Diane Wilson Teresa Meyer Bre Cera	#50 Tangela Smith Jennie Lillis Lindsey Nyenhuis Gabby Machado
#12 Laurie Aaron Lorelei Watts Tammy McKay Maureen Riopelle Sue Beckwith Margie Rubow Leah Magner Jenna Armstrong Morgan Johnson Nadine Domond Kim Nelson			#51 Lisa Becker Krista VandeVenter Bethany Doolittle
#13 Kathy Thomas			#52 Holly Andersen Hilleri Jennings Jamie Cavey
#14 McKenna Warnock			#54 Amy Herrig Toni Foster Becca McCann Kayla Timmerman
			#55 Jenny Noll

**1985 Amana****Hawkeye Classic**

Iowa 75, Bradley 39
Memphis State 68, NC State 58
NC State 82, Bradley 42 (3rd)
Iowa 77, Memphis State 56 (1st)

1986 Amana**Hawkeye Classic**

Tennessee 86, Providence 70
Iowa 70, Boston 48
Providence 74, Boston 60 (3rd)
Tennessee 74, Iowa 56 (1st)

1987 Amana**Hawkeye Classic**

Georgia 58, Southern Illinois 53
Iowa 85, Missouri 71
Southern Illinois 69, Missouri 51 (3rd)
Iowa 66, Georgia 56 (1st)

1988 Amana**Hawkeye Classic**

Iowa 73, Miami of Ohio 44
Wake Forest 79, Eastern Illinois 66
Eastern Illinois 63, Miami of Ohio 59 (3rd)
Iowa 78, Wake Forest 62 (1st)

1989 Amana**Hawkeye Classic**

Iowa 90, Howard 57
Connecticut 93, Penn State 84 (OT)
Penn State 107, Howard 69 (3rd)
Iowa 81, Connecticut 49 (1st)

1990 Amana**Hawkeye Classic**

Iowa 81, UCLA 52
LSU 74, Kansas 63
Kansas 76, UCLA 63 (3rd)
Iowa 73, LSU 65 (OT, 1st)

1991 Amana**Hawkeye Classic**

Washington 101, Northern Illinois 91 (2OT)
Iowa 97, Ohio 52
Northern Illinois 73, Ohio 63 (3rd)
Iowa 58, Washington 39 (1st)

1992 Amana**Hawkeye Classic**

Charlotte 57, Kentucky 54
Iowa 74, West Virginia 44
Kentucky 73, West Virginia 63 (3rd)
Iowa 60, UNC Charlotte 38 (1st)

1993 Prairie Lights**Hawkeye Classic**

Iowa 68, Laurentian 53
La. Tech 65, Butler 61
Butler 73, Laurentian 63 (3rd)
Iowa 70, La. Tech 66 (1st)

1994 Prairie Lights**Hawkeye Classic**

Southern Cal 87, Marquette 76
Iowa 60, James Madison 30
Marquette 81, James Madison 65 (3rd)
Iowa 65, Southern Cal 55 (1st)

1995 Prairie Lights**Hawkeye Classic**

UC Santa Barbara 68, Maryland 52
Iowa 64, Stephen F. Austin 58
Maryland 67, Stephen F. Austin 63 (3rd)
Iowa 68, UC Santa Barbara 57 (1st)

1996 - No Classic Held**1997 Prairie Lights****Hawkeye Classic**

Washington 75, Kansas 64
Iowa 56, CS Northridge 67
Kansas 79, CS Northridge 66 (3rd)
Washington 63, Iowa 62 (1st)

1998 Hawkeye Classic**(Only three teams)**

Missouri 80, Princeton 56
Iowa 59, Princeton 44
Iowa 75, Missouri 68 (1st)

1999 Gazette**Hawkeye Classic**

Iowa 92, Bradley 49
Syracuse 81, Chicago State 55
Bradley 77, Chicago State 42 (3rd)
Iowa 76, Syracuse 73 (1st)

2000 Gazette**Hawkeye Challenge**

Iowa 99, Western Illinois 54
Nevada-Reno 82, American 59
Western Illinois 72, American 66 (3rd)
Iowa 73, Nevada-Reno 59 (1st)

2001 Gazette**Hawkeye Challenge**

Kent State 74, UAB 59
Iowa 86, UTPA 38
UAB 102, UTPA 75 (3rd)
Iowa 76, Kent State 65 (1st)

2002 KCRG-TV9**Hawkeye Challenge**

Charlotte 61, Murray State 44
Iowa 84, IUPUI 75 (OT)
Murray State 70, IUPUI 66 (OT, 3rd)
Iowa 85, Charlotte 70 (1st)

2003 KCRG-TV9**Hawkeye Challenge**

Houston 66, Gonzaga 54
Iowa 83, Butler 60
Gonzaga 65, Butler 59 (3rd)
Houston 70, Iowa 64 (1st)

2004 KCRG-TV9**Hawkeye Challenge**

Missouri 68, Northern Illinois 61
Iowa 66, Southern Illinois 50
Northern Illinois 61, Southern Illinois 43 (3rd)
Iowa 75, Missouri 54 (1st)

2005 KCRG-TV9**Hawkeye Challenge**

Rutgers 76, San Jose State 64
Iowa 79, Vermont 57
Vermont 55, San Jose State 52 (3rd)
Rutgers 57, Iowa 51 (1st)

2006 KCRG-TV9**Hawkeye Challenge**

Iowa 93, Quinnipiac 77
Florida International 64, Florida A&M 50
Quinnipiac 64, Florida A&M 45 (3rd)
Iowa 72, Florida International 62 (1st)

2007 KCRG-TV9**Hawkeye Challenge**

Iowa 87, Northern Illinois 43
Wyoming 66, Saint Joseph's 64
Northern Illinois 90, Saint Joseph's 82 (3rd)
Wyoming 54, Iowa 50 (1st)

2008 KCRG-TV9**Hawkeye Challenge**

Iowa 83, Boston University 58
Providence 68, Portland 61 (OT)
Portland 74, Boston University 62 (3rd)
Iowa 64, Providence 46 (1st)

2009 KCRG-TV9**Hawkeye Challenge**

Illinois State 61, UCLA 55
Iowa 67, Santa Clara 51
UCLA 77, Santa Clara 51 (3rd)
Iowa 75, Illinois State 67 (1st)

2010 KCRG-TV9**Hawkeye Challenge**

Iowa 87, Northeastern 59
Central Michigan 78, Northern Colorado 74
Northeastern 61, Northern Colorado 53 (3rd)
Iowa 90, Central Michigan 79 (1st)

2011 KCRG-TV9**Hawkeye Challenge**

UNLV 62, Butler 39
Iowa 90, Harvard 81
Butler 69, Harvard 68 (3rd)
UNLV 69, Iowa 59 (1st)

2012 - No Classic Held**2013 Hawkeye Challenge**

Iowa 70, UC Riverside 56
Dayton 89, UC Riverside 54
Iowa 97, Dayton 93 (OT)

2014 Hawkeye Challenge

Dayton 78, UT Martin 47
Iowa 97, Pepperdine 68
Pepperdine 59, UT Martin 58 (3rd)
Iowa 90, Dayton 83 (1st)

2015 Hawkeye Challenge

Iowa 83, North Dakota 61
UT Martin 84, North Dakota 58
Iowa 62, UT Martin 56

2016 Hawkeye Challenge

Iowa 71, Massachusetts 90
South Dakota State 84, Montana 43
Massachusetts 59, Montana 58
South Dakota State 66, Iowa 64

2017 Hawkeye Challenge

Iowa 83, Quinnipiac 67
Western Kentucky 79, Missouri 76
Missouri 66, Quinnipiac 51
Iowa 104, Western Kentucky 97



The Hawkeye Visions Endowment Program: Hawkeye Visions is an on-going campaign, which seeks to build an endowment capable of covering the cost, via earnings, of UI student-athlete scholarships. The program currently includes over 200 scholarships ranging from fully endowed scholarships, partially endowed, in development or scholarships pledged via an estate gift. The following Visionary and Leadership Scholarships will be awarded for the 2018-19 academic year.

Visionary Level Scholarships

Beth and Bob Allsop Point Guard Scholarship
John and Ruth Beckman Scholarships
Ray Carlson Lineman Scholarship
Mark Falb Quarterback Scholarship
Bill and John Fenton Football Scholarship
George C. and Nora Foerstner Memorial and Alex A. and JoAnn F. Meyer Football Scholarships
Russ and Ann Gerdin Family Football Scholarships
Russ and Ann Gerdin Family Men's Basketball Scholarships
Russ and Ann Gerdin Family Women's Basketball Scholarship
Russ and Ann Gerdin Family Wrestling Scholarship
Russ and Ann Gerdin Family Athletic Scholarship
Leonard A. and Marlene S. Hadley Center Football Scholarship
Mike "Hammer" Hammond Football Scholarship Fund
Robert G. and Annalee Jacoby Hockridge Wrestling Scholarship
Jim and Rhonda Juhlin Men's Basketball Scholarship

Nile Kinnick Leadership Scholarship
Mary Lee Hawkeye Spirit Scholarships
Gus and Theo Mastrogany End Scholarship
Robert W. and Jean C. Otilie Athletic Scholarships
Ned and Reba Postels Family Men's Basketball Scholarship
James Rohweder Baseball Second Baseman Scholarship
James Rohweder Softball Second Baseman Scholarship
Keith and Justine Schulte "6th-Man" Men's Basketball Scholarship
John and Peg Slusher Softball Catcher Scholarship
Roland and Esther Smith Men's Athletic Scholarships
Roland and Esther Smith Women's Athletic Scholarships
Arthur E. Stanley Football Scholarships
Chris Street Memorial Men's Basketball Scholarship
Dale L. Tieden Football Scholarships
Henry B. and Patricia B. Tippie Athletic Scholarships
Dr. Virginia M. Weimar Women's Basketball Scholarship
Jim and Susan Woods Offensive Lineman Scholarship

Leadership Level Scholarships

Dr. C.F. "Larry" and Lois Barrett Football Scholarship
Micheal and Patricia Beal Women's Basketball Scholarship
P. Sue Beckwith, M.D., Women's Basketball Scholarship
P. Sue Beckwith, M.D., Rowing Scholarship
Warren and Harriet Berman Family Football Scholarship
Warren and Harriet Berman Family Men's Basketball Scholarship
Mike Boddicker Baseball Scholarship
Lester Bookey Memorial Scholarship
Patty and Tom Buroker Football Scholarship
Tom and Lori Cardella Football Scholarship
B. W. "Wayne" Carpenter Football Scholarship
Carver Scholarship/Slater Award
Gene and Jennie Clay Football Scholarship
John and Mary Ann Colloton Men's Basketball Scholarship
John and Mary Ann Colloton Football Scholarship
John and Mary Ann Colloton Women's Basketball Scholarship
John and Mary Ann Colloton Wrestling Scholarship
Catherine Nacke Cooper Men's Basketball Scholarship
Brad and Peggy Davis Golf Scholarship
Tom and Shari Davis Men's Basketball Manager Scholarship
Doran Family Gymnastics Scholarship
C. W. "Bump" Elliott Football Scholarship
Dr. Brent and Ellen Feller Men's Basketball Scholarship
John Ferentz Memorial Football Scholarship
Fitzgerald Family Women's Basketball Scholarship
Hayden Fry Captain's Scholarship
Eugene and Pat Gauron Women's Tennis Scholarship
Al Grady Memorial Football Scholarship
Carol Hauptert Football Scholarship
Donald W. and Marilyn Heineking Baseball Scholarship
Donald W. and Marilyn Heineking Football Scholarship
Donald W. and Marilyn Heineking Men's Cross Country/Track Scholarship
Donald W. and Marilyn Heineking Men's Basketball Manager's Scholarship
Donald W. and Marilyn Heineking Softball Scholarship
Donald W. and Marilyn Heineking Volleyball Scholarship
Donald W. and Marilyn Heineking Women's Basketball Scholarship
Donald W. and Marilyn Heineking Wrestling Scholarship
Theo and Glenda Hitchens Football Scholarship
Theo and Glenda Hitchens Men's Basketball Scholarship
James Hoak Men's Golf Scholarship
Iowa Style Wrestling Scholarship
Richard O. Jacobson Football Scholarship
Johnson County I-Club Football Scholarship
Johnson County I-Club Wrestling Scholarship
Bud and Georgia Johnson Women's Basketball Scholarship
Bud and Georgia Johnson Volleyball Scholarship
Nile Kinnick Memorial Scholarships
Nile Kinnick Scholarship for Women
Ron Kirchhoff Men's Basketball Scholarship
Don and Joyce Klimes Football Scholarship
W. A. Krause Football Scholarship
Gary Kurdelmeier Wrestling Scholarship
Robert and Dorothy Lee Scholarship
Michael and Chelle Lehman Volleyball Scholarship
Jack and Ailene Liechty Men's Golf Scholarship
Jack and Ailene Liechty Football Scholarship

Jack and Ailene Liechty Men's Basketball Scholarship
Jack and Ailene Liechty Women's Basketball Scholarship
Linn County I-Club Football Scholarship
Brad and Anne Lohaus Men's Basketball Scholarship
Paul Mason Memorial Scholarship
Kirk and Diane Mellecker Family Men's Tennis Scholarship
Bob and Jo Lynne Meskimen Family Football Scholarship
Monday Morning Quarterback Club Football Scholarship
Terry and Susan Mulligan Football Scholarship
Terry and Susan Mulligan Men's Swimming Scholarship
Bucky O'Connor Men's Basketball Scholarship
Bucky O'Connor Men's Golf Scholarship
Dennis and Donna Oldorf Athletic Scholarship
Robert and Ruth Olson Football Scholarship
Bob and Dorothy Otto Football Scholarship
Dave Paulson Baseball Scholarship
Whitey and Grace Piro Football Scholarship
William and Kay Pitlik Wrestling Scholarship
William and Kay Pitlik Football Scholarships
William and Kay Pitlik Softball Scholarship
William and Kay Pitlik Women's Basketball Scholarship
William and Kay Pitlik Field Hockey Scholarship
Polk County I-Club Football Scholarship
Polk County I-Club Softball Scholarship
Rigler Family Football Scholarship
Bob Root Memorial Football Scholarship
Stella Wolff Sanford Women's Scholarship
Douglas D. Schnoebelen Women's Basketball Scholarship
John and Dorothy Sill Wrestling Scholarship
Val, Marilyn and Gary Skarda Family Baseball Scholarship
Professor Ralph I. and Barbara G. Stephens Women's Basketball Scholarship
Marshall Stewart Athletic Scholarship
Dennis and Janice Oliver Strang Football Scholarship
John Streif Men's Basketball Scholarship
Ben Trickey Memorial Scholarship
Raymond K. and Susan K. Vawter Football Scholarship
W. David Ward Football Scholarship
George Wine Sports Information Scholarship
Earl and Edna Yoder Football Scholarship

The Hawkeye Visions Endowment Program: Investing in a Winning Future!

To make a gift or for more information about the Hawkeye Visions Endowment Program, please contact Director of Development Sloane Tyler at (319-467-3410), Sloane.Tyler@foriowa.org or (800) 648-6973. Please visit jointheclub.com for more information. The UI Center for Advancement is the preferred channel of support for private contributions to all areas of the University of Iowa.

Athletic Endowed Scholarship Gift Levels

Visionary Scholarship

\$400,000 example: The Jane Doe Women's Basketball Point Guard Scholarship

Leadership Scholarship

\$200,000 example: The Doe Family Women's Basketball Scholarship

Sustaining Scholarship

\$50,000 example: The John and Jane Doe Athletic Scholarship

*For a complete list of ALL named, endowed scholarships currently awarded, please visit www.jointheclub.com.



**Steve
Roe**



**Traci
Wagner**



**Matthew
Weitzel**



**Chris
Brewer**



**Darren
Miller**



**James
Allan**



**Jack
Rossi**



**Hannah
Ossman**

Your hosts in Carver-Hawkeye Arena include UI Athletic Communications staff members Steve Roe, director of athletic content Darren Miller, associate directors Matthew Weitzel, James Allan, and Chris Brewer, assistant directors Hannah Ossman, Jack Rossi, and Traci Wagner, and UI athletics director of photography Brian Ray and assistant director of photography Stephen Mally. The athletic communications staff also includes interns Shane Sturtz and Maggie Wesley, and student staff members Sam Basler, Andrew Breiffelder, Natalie Iacopetti, Hannah Myers, Grace Tafolla, Bailey Turner, and Peter Zucker.

Roe was named Director of Athletic Communications in July, 2011, after serving as interim director for one year. He joined the Hawkeye staff in 1990 and was named associate director in 1997. The Iowa City native earned his bachelor's degree from Buena Vista University and his master's degree from Northeast Louisiana University. Steve and his wife, Janet, have a daughter, Nike, and a son, James, two granddaughters, Teagan (14) and Lydia (6), and a grandson, Jack (9). Both Nike (law degree) and James (bachelor's degree) earned degrees from the University of Iowa.

Wagner is in her 21st year as an assistant after previously serving as a student assistant for four years and as an intern for two years. A native of Iowa Falls, Wagner earned her bachelor's degree in 1997 with a double major in journalism and communication studies. Traci and her husband, Jason, have a son, Nick, and a daughter, Sydney.

Weitzel was named associate director in July, 2012, after serving as assistant director since 1998. Weitzel graduated from the University of Iowa in 1997 with a bachelor's degree in journalism and mass communication, with an emphasis in business. The native of Mundelein, Illinois, was a student in the sports information office for three years. Weitzel and his wife, Carrie, live in Iowa City.

Brewer was named associate director in 2016 after serving as an assistant director since 2009. He was named Division I Wrestling Sports Information Director of the Year by the National Wrestling Media Association (NWMA) in 2016. In 2004, the Iowa City native earned his English degree from the University of Iowa and served as a graduate assistant with the Detroit Lions media relations department. He and his wife, Brooke, have a daughter, Elyse, and a son, Del.

Miller was named director of athletic content in 2016 after serving as director of new media in the University of Iowa athletics department for 10 years. Prior to that, Miller spent nearly 20 years working in the newspaper and sports information professions. He is a 1984 graduate of Tipton (Iowa) High School and a 1988 graduate of Wartburg College, majoring in communication arts (journalism/public relations). Miller and his wife, Ann, have four children: Ashley, Melissa, Brittney and Kyle, and one grandson, Ryker.


Allan was named associate director of content in 2016 following seven years as a full-time assistant. It is Allan's second stint in the office, as he served as a student assistant from 2000-04. Allan returned to Iowa City after serving as the sports information director at the University of Missouri-Kansas City from 2005-10, and as the athletics media relations intern at Texas Christian University in 2004-05. The Hampton, Iowa, native earned his bachelor's degree in journalism from the University of Iowa in May 2004. He and his wife, Mary Ann, have four children, Jonathan, Will, Eleanor, and Olivia.

Rossi joined the staff as a fulltime member in June 2018. He served as a student assistant in the Athletic Communications office as an undergraduate and as an intern for two years. Rossi is a native of Gurnee, Illinois, and earned his bachelor's degree from Iowa in Journalism in 2016.

Ossman joined the full-time staff in August 2019, after assisting for a year in the department as an intern. The Farmington, Illinois, native earned her bachelor's degree in communications and journalism and master's degree in sport management from Northern Illinois University. There, she worked in their Athletic Communications department as a student assistant and graduate assistant.

Ray joined the UI athletics department in December, 2013, and serves as the athletics department director of photography. Ray previously was the Iowa City chief photographer and senior visual journalist for the Cedar Rapids Gazette and is a Davenport, Iowa, native. Ray earned a bachelor's degree from Iowa in journalism and psychology in 2002. Brian and his wife, Joanna, have a son, Boston, and a daughter, Joslynn.

Mally is in his first year as assistant director of photography for the athletics department. Prior to joining the Hawkeye staff Stephen was a staff photographer at the Cedar Rapids Gazette.



#1
Tomi Taiwo
Sophomore
Guard




#3
Makenzie Meyer
Senior
Guard



#5
Alexis Sevillian
RS-Junior
Guard



#11
Megan Meyer
Freshman
Guard



#14
McKenna Warnock
Freshman
Guard/Forward



#20
Kate Martin
RS-Freshman
Guard




#21
Zion Sanders
Junior
Guard



#22
Kathleen Doyle
Senior
Guard



#23
Logan Cook
Sophomore
Forward



#24
Gabbie Marshall
Freshman
Guard



#25
Monika Czinano
Sophomore
Forward/Center



#31
Paula Valino Ramos
Junior
Forward/Center



#43
Amanda Ollinger
Senior
Forward



Lisa Bluder
Head Coach



Jan Jensen
Associate
Head Coach



Raina Harmon
Assistant Coach



Abby Stamp
Assistant Coach



Jenni Fitzgerald
Special Assistant to
the Head Coach



Kathryn Reynolds
Director of
Player Development



Ugo Nwaigwe
Director of
Basketball
Operations

ONE OF ONE



GIANNIS ANTETOKOUNMPO

nike.com/basketball

IOWATM *Tradition*

26 NCAA Tournament appearances
12 Big Ten Titles **7** Sweet Sixteens
4 Elite Eights **1993** NCAA Final Four
16 All-Americans
99 All-Big Ten honorees  
130 Academic All-Big Ten honorees





CARVER-HAWKEYE ARENA

HOME SWING
0 20:00 0
ATHLETICO
PHYSICAL THERAPY

HAWKEYES
31

HAWKEYES
5

IOWATM

HAWKEYES
21

