


# IOWA FOOTBALL

2016 MEDIA GUIDE



DESMOND KING



C.J. BEATHARD





**89**

MATT VANDEBERG



**67**

JALEEL JOHNSON



**79**

SEAN WELSH

IOWA HAWKEYE FOOTBALL | IOWA HAWKEYE FOOTBALL | IOWA HAWKEYE FOOTBALL



**43**

JOSEY JEWELL

IOWA HAWKEYE FOOTBALL | IOWA HAWKEYE FOOTBALL | IOWA HAWKEYE FOOTBALL



**29**

LESHUN DANIELS JR.



**40**

PARKER HESSE



**52**

BOONE MYERS



## Table of Contents

Facts/Information/Contents _____	1-2	Annual Team Statistics _____	130-132	Hawkeyes in the Super Bowl _____	184
President Bruce Harreld _____	3	All-Time Coaches Records/Series Results _____	133	Iowa TV Appearances _____	185-187
Athletic Director Gary Barta _____	4-6	All-Time Series Results _____	134-139	All-Star Games _____	188-189
Head Coach - Kirk Ferentz _____	7-9	All-Time Series Results vs. Conferences _____	140	Yearly Scores _____	190-197
Coaching & Football Support Staff _____	10-29	Homecoming Results _____	141	Yearly Record _____	198-199
2016 Iowa Roster _____	30-35	Iowa Bowl Results/Recaps _____	142-155	Lettermen _____	200-207
2016 Squad Information _____	36-37	Iowa Bowl Records _____	156	Traditions _____	208
2016 Pronunciation Guide _____	37	Kinnick Stadium Wall of Honor _____	157	Kinnick Stadium/Attendance _____	209-210
2016 Depth Chart _____	38	Iowa in the National Rankings _____	158-161	Kinnick Stadium Records _____	211
2016 Season Preview _____	39-43	Heisman Trophy _____	162	Individual Records _____	212-213
2016 Preseason Notes _____	44-47	Retired Numbers _____	163	Team Records _____	215-215
2016 Hawkeye Returnee Bios _____	48-86	National & Big Ten Awards _____	164-165	Individual Bests _____	216-221
2016 Hawkeye Newcomer Bios _____	87-90	Consensus All-Americans _____	166-167	Team Bests _____	222-223
2015 Statistics & Review _____	91-109	Hall of Fame _____	168	Year-By-Year Leaders _____	224-226
2015 Big Ten and NCAA Rankings _____	99	Iowa's All-Time Team _____	169	Longest Plays/TD Returns _____	227-229
2015 Final Notes _____	10106-109	All-Americans _____	170-171	Media Information _____	230-231
2015 Honors and Awards _____	110-111	Academic Honors _____	172-174	Media Outlets _____	232
2015 Game Summaries _____	112-118	All-Big Ten/Big Ten Honors _____	174-175	Iowa City Directory _____	233
SID Directory _____	119	Iowa MVPs/Captains _____	176-177	2016 Composite Big Ten Schedule _____	234
2016 Opponents _____	120-123	NFL Draft _____	178-180	Hawkeye Huddles _____	234
Iowa Football History _____	124-127	Active Pro Players _____	181	Hawkeye Visions _____	235
Overtime Results/Night Games/vs. No. 1 _____	128	All-Time Players in the NFL _____	182-184	Iowa Athletic Communications _____	236
Day-by-Day Results _____	129				

## Credits

## Publisher

The University of Iowa Athletic Department

## Editors

Steve Roe, Traci Wagner, and Matt Weitzel

## Design

Matt Ellison, Art Director

Traci Wagner, Athletic Communications

## Contributors

James Allan, Chris Brewer, Brandee Britt, Jil Price, and Darren Miller

## Photographers

Brian Ray, UI Athletics Department Photographer; Darren Miller, UI Director of New Media; Jeff Becker; Chris Donahue; Bill Adams, Valica Boudry, Tom Jorgensen, Tim Schoon, Rachel Zucker, University Communications and Marketing.

## Printer

Cedar Graphics, Hiawatha, Iowa

## To Order

Media guides are available from the Iowa Hawk Shop/University Book Store (319-335-3179).

UI Intercollegiate Athletics Department  
Mission Statement

The mission of the Department of Athletics is to provide the administrative and coaching support, facilities, resources, and equipment necessary for student athletes to graduate from The University of Iowa while participating in broad-based championship-caliber athletic competition. The overall well-being of the participant and the integrity of the program will be paramount in all that we do.

## UI Nondiscrimination Statement

The University of Iowa prohibits discrimination in employment, educational programs, and activities on the basis of race, creed, color, religion, national origin, age, sex, pregnancy, disability, genetic information, status as a U.S. veteran, service in the U.S. military, sexual orientation, gender identity, associational preferences, or any other classification that deprives the person of consideration as an individual. The university also affirms its commitment to providing equal opportunities and equal access to university facilities. For additional information on nondiscrimination policies, contact the Director, Office of Equal Opportunity and Diversity, the University of Iowa, 202 Jessup Hall, Iowa City, IA, 52242-1316, 319-335-0705 (voice), 319-335-0697 (TDD), [diversity@uiowa.edu](mailto:diversity@uiowa.edu).

## UI Accessibility Statement

Individuals with disabilities are encouraged to attend all University of Iowa sponsored events. If you are a person with a disability who requires a reasonable accommodation in order to participate in this program, please contact the UI Athletics Ticket office (319-335-9309) or UI Athletics Event Management (319-335-9247).

## On The Covers

The outside front cover features senior defensive back Desmond King, the 2015 Jim Thorpe Award winner and consensus All-American, and senior quarterback C.J. Beathard.

The outside back cover features the Iowa Leadership Group, which serves in the role of team leaders. Permanent team captains are named at the conclusion of each season.

The 2016 group includes (front row, l-r): senior WR Riley McCarron, senior RB LeShun Daniels, Jr., senior DB Desmond King, and senior DB Greg Mabin. Middle row (l-r): senior WR Matt VandeBerg, senior QB C.J. Beathard, senior OL Cole Croston, junior LB Ben Niemann, junior LB Josey Jewell, and junior DL Nathan Bazata. Back row (l-r): senior TE George Kittle, junior LB Bo Bower, junior OL Sean Welsh, junior OL Boone Myers, junior OL Ike Boettger, and senior DL Jaleel Johnson.

The outside back also features King, the 2015 Iowa seniors with the Big Ten West Division championship trophy, and the four rivalry game trophies won by the Hawkeyes last season.

**2016 Schedule**

Date	Opponent	Location	Time (TV)
#& Sept. 3	Miami, Ohio	Iowa City	2:30 p.m. (ESPNU)
Sept. 10	Iowa State	Iowa City	6:30 p.m. (BTN)
Sept. 17	North Dakota State	Iowa City	11 a.m. (ESPN/ESPN2)
Sept. 24	at Rutgers	Piscataway, NJ	TBA
* Oct. 1	Northwestern	Iowa City	11 a.m. (TBA)
Oct. 8	at Minnesota	Minneapolis, Minn.	TBA
Oct. 15	at Purdue	West Lafayette, Ind.	11 a.m. (TBA)
Oct. 22	Wisconsin	Iowa City	TBA
Oct. 29	Open		
Nov. 5	at Penn State	University Park, Pa.	6:30 p.m., BTN
\$ Nov. 12	Michigan	Iowa City	7 p.m. (ABC/ESPN)
Nov. 19	at Illinois	Champaign, Ill.	TBA
Nov. 25	Nebraska	Iowa City	TBA

# -- Varsity Club Day; & -- Fry Fest Weekend;

\* -- Homecoming; \$ -- Family Weekend

**NOTE: Times listed are central time and subject to change**

**2015 Results (12-2 overall, 8-0 Big Ten)**

Date	Opponent	Result
Sept. 5	Illinois State	W, 31-14
Sept. 12	at Iowa State	W, 31-17
Sept. 19	Pittsburgh	W, 27-24
Sept. 26	North Texas	W, 62-16
* Oct. 3	at #18/19 Wisconsin	W, 10-6
* Oct. 10	Illinois	W, 29-20
* Oct. 17	at #20/21 Northwestern	W, 40-10
* Oct. 31	Maryland	W, 31-15
* Nov. 7	at Indiana	W, 35-27
* Nov. 14	Minnesota	W, 40-35
* Nov. 21	Purdue	W, 40-20
* Nov. 27	at Nebraska	W, 28-20
& Dec. 5	#5 Michigan State (n)	L, 16-13
# Jan. 1	#5/6 Stanford (n)	L, 45-16

\* -- Big Ten Conference Game; & -- Big Ten Championship, Indianapolis;

# -- 2016 Rose Bowl, Pasadena

**Fall Schedule**

Thursday, Aug. 4	First practice
Saturday, Aug. 6	Media Day
Saturday, Aug. 13	Kid's Day/Open scrimmage
Monday, Aug. 22	First day of fall classes
Saturday, Sept. 3	First game vs. Miami, Ohio - 2:30 p.m.

**Iowa Quick Facts**

Location:	Iowa City, Iowa 52242
Enrollment:	31,387
Founded:	1847
President:	Bruce Harreld
Athletic Director:	Gary Barta
Nickname:	Hawkeyes
Colors:	Gold and Black
Conference:	Big Ten (West Division)
School song:	On Iowa
Mascot:	Herky the Hawk
Stadium:	Kinnick Stadium (1929)
Capacity:	70,585
Surface:	FieldTurf
Head Coach:	Kirk Ferentz
Career Record:	139-108 (20 years)
Record at Iowa:	127-87 (17 years)
Big Ten Record:	76-60

<b>Lettermen Returning/Lost:</b>	<b>39/24</b>	<b>Starters Returning/Lost:</b>	<b>15/11</b>
Offense:	20/12	Offense:	7/5
Defense:	18/10	Defense:	7/4
Specialists:	1/2	Specialists:	1/2

<b>Lettermen Breakdown:</b>	<b>39</b>	<b>Squad Breakdown by class:</b>	<b>119</b>
Three-year:	6	Seniors:	15
Two-year:	12	Juniors:	20
One-year:	21	Sophomores:	26
<b>Offense:</b>	Multiple	Redshirt Freshmen:	26
<b>Defense:</b>	4-3	Freshmen:	32

**Big Ten Conference Football Divisions**
**West Division**

Illinois  
**IOWA**  
 Minnesota  
 Nebraska  
 Northwestern  
 Purdue  
 Wisconsin

**East Division**

Indiana  
 Maryland  
 Michigan  
 Michigan State  
 Ohio State  
 Penn State  
 Rutgers

**Iowa Athletic Communications**

Office -- (319) 335-9411  
 Press Box -- (319) 335-9466/9467  
 Director/FB Contact: Steve Roe 319-339-0980 (H); 319-430-6346 (C)  
 Secondary Football: Matt Weitzel 319-430-8176 (C)  
 Assistants: James Allan, Chris Brewer, Brandee Britt, Jil Price, Traci Wagner  
 Credential Application: [hawkeyesports.com/media](http://hawkeyesports.com/media)

**Overnight Mailing Address:** Athletic Communications  
 Suite 300, Carver-Hawkeye Arena  
 One Elliott Dr.  
 Iowa City, IA 52242

**IOWA VIDEO HIGHLIGHTS** - Each Tuesday, Iowa offers video highlights of Coach Kirk Ferentz' weekly news conference, plus player clips & highlights. The video will normally be available, via the UI Drop Box, by 3 p.m. CT, or via the following link:

<https://www.dropbox.com/sh/rwtnlapoyg59ngu/EYUE4OUqpS?list>

**Login:** ath-media@uiowa.edu

**Password:** hawkeyes16

**IOWA ON THE INTERNET** - Updated information on the University of Iowa football team and all athletic programs is also available on the University of Iowa's athletic department home page on the Internet, [hawkeyesports.com](http://hawkeyesports.com). During the season, live game stats are available on the Internet through the Iowa home page. Fans can also access information via twitter: [@HawkeyeFootball](https://twitter.com/HawkeyeFootball) and [@thelowaHawkeyes](https://twitter.com/thelowaHawkeyes).

**E-MAIL SERVICE AVAILABLE** - If you wish to receive game notes, game statistics and season statistics via e-mail, contact the Big Ten Conference (<http://office.bigten.org/media>), prior to the start of the season to sign up to receive information. Releases are e-mailed each Monday and all game stats, coaches' quotes and season stats are available each Saturday following the game.

**MEDIA INFORMATION** - Additional information concerning game day operations at Kinnick Stadium and information for obtaining media credentials for Iowa home games can be found on pages 230-231 of this guide. To apply for credentials, visit online at: [hawkeyesports.com/media](http://hawkeyesports.com/media). The 2016 Iowa Football media guide is also available through the UI Athletic Communications office and on the UI's official website, [hawkeyesports.com](http://hawkeyesports.com).

**ALL INTERVIEWS SHOULD BE ARRANGED THROUGH THE IOWA ATHLETIC COMMUNICATIONS OFFICE.**





**Bruce Harreld**  
President, The University of Iowa

Bruce Harreld became the 21st president of the University of Iowa on November 2, 2015. He received a Bachelor of Engineering degree from Purdue University and a Master of Business Administration degree from Harvard University.

President Harreld served on the faculty of Harvard Business School from 2008–2014, with dual appointments to the entrepreneurial and strategy units. He was faculty chair of the Building New Businesses in Established Organizations program. As a faculty member, he taught in numerous executive programs in Cambridge, Qatar, Mumbai, and Shanghai. He also has been an adjunct professor at Northwestern University in the Kellogg School of Management, developing the first-ever MBA course on Strategic Use of Information Technology.

President Harreld has served in several corporate leadership positions. As senior vice president and division president of Kraft General Foods, he led the strategic unit that formulated strategy and executed acquisitions for this multibillion-dollar company. As president and board member of Boston Market Company, he, along with five other partners, led the organization from 20 stores in the Boston area to over 1,100 stores nationally. As senior


vice president of IBM, President Harreld worked with the CEO and senior management team to chart the organization's transformation from near bankruptcy, led the business transformation team that streamlined operations and reintegrated the global organization, and led the strategy unit that was responsible for the formulation and execution of the company's overall strategy. President Harreld has also served as a consultant, advising public, private, and military organizations on leadership, organic growth, and strategic renewal, including serving as manager, vice president, and member of the board of the Boston Consulting Group.

President Harreld is the author or coauthor of numerous articles and book chapters in such journals and magazines as the Harvard Business Review, California Management Review, and Financial Executive, and books and monographs such as *Leading Sustainable Change: An Organizational Perspective* (Oxford University Press, 2015) and *Core Curriculum Strategy Reading: Executive Strategy* (Harvard Business Publishing, 2014). He has also authored or coauthored several case studies for Harvard Business Publishing.

President Harreld has received several awards, including the Accenture Award for best business article of the year and the Distinguished Industrial Engineer and Distinguished Engineering Awards from Purdue University.

President Harreld is married to Mary Gillian Harreld, an attorney. They have four children and six grandchildren.





**Gary Barta**  
 Director of Athletics

A record-setting, perfect regular season, which included a Big Ten West Division title for the Hawkeye football team, set the tone for a successful 2015-16 for the University of Iowa Athletics Department, as Gary Barta completed his first decade as the UI's Director of Athletics.

As Barta enters his 11th year as the leader of Hawkeye athletics, he does so with a five-year contract extension and recognition as the 2015-16 Under Armour Athletics Director of the Year, presented by the National Association of Collegiate Directors of Athletics (NACDA).

In the past year, Iowa athletics staff, coaches, and, most importantly, Hawkeye student-athletes, have continued to raise the bar in their daily approach to: Win. Graduate. Do it Right. There is tremendous momentum surrounding the entire athletics program in all three areas.

The Hawkeye football team earned a spot in the Big Ten Conference Championship game after an undefeated regular season and made its sixth Rose Bowl appearance. The Iowa men's and women's basketball teams advanced to postseason play, and the Iowa wrestling program was once again in the thick of the battle for the national title.

UI student-athletes continued to attack their work in the classroom—the "Graduate" leg of the Hawkeyes' three-legged stool. All of Iowa's 24 sports teams again exceeded the NCAA's Annual Progress Report while holding steady their record, established a year ago, with a 89 percent Graduation Success Rate (GSR). The average grade point average for all student-athletes reached an impressive 3.0.

The "Do it Right" column was filled with success as well. Under Barta's leadership, the Hawkeyes continued their significant service and contribution to the greater Iowa City area and beyond, taking a leadership position in matters related to student-athlete welfare. Iowa remains among the handful of intercollegiate athletics programs nationally that successfully maintains its status as 100 percent self-supporting.

Iowa's "Wins" also occurred at the turnstiles, where the Iowa wrestling program once again led the nation in home attendance. Iowa was one of just five programs in the country to rank in the top 25 in home attendance for football, women's basketball, and men's basketball. When the Hawkeye baseball team reached the Big Ten Tournament championship game, more than 10,000 Hawkeye fans were in Omaha to cheer on the Hawkeyes on a Sunday afternoon.

While the record-setting performance by the football team led the way in 2015-16, a number of other Hawkeye athletics teams also enjoyed outstanding success:

- The 2016 Rose Bowl marked Iowa's 13th postseason bowl game under the leadership of Kirk Ferentz and its ninth January bowl event. Junior defensive back Desmond King earned unanimous consensus All-America honors while winning the Jim Thorpe Trophy and was recognized as the Tatum Woodson Big Ten Defensive Back of the Year. He is Iowa's 23rd consensus All-American. Fifteen Hawkeye players earned All-Big Ten recognition.
- Lisa Bluder's women's basketball team advanced to postseason play for the ninth straight season while fielding a very young team comprised mainly of underclassmen. Three Hawkeyes earned All-Big Ten honors, six earned Academic All-Big Ten recognition, and junior Ally Disterhoft garnered Academic All-America honors for the second straight year.
- The Iowa men's basketball team advanced to the NCAA Tournament for the third straight season, winning its opening game for the second consecutive year before a second round loss to the eventual national champion, Villanova. Coach Fran McCaffery's team was ranked as high as third in the nation while earning a second straight third-place finish in the Big Ten Conference. Two Hawkeyes earned All-Big Ten honors, including first-team selection Jarod Uthoff.
- Jarod Uthoff (men's basketball) and Ally Disterhoft (women's basketball), were named Academic All-Americans of the Year for their respective sports. Iowa became the first Division I program to claim both the male and female basketball recipients of the award in the same season. Uthoff is the first Iowa men's basketball student-athlete to earn both consensus All-America and Academic All-America honors.
- Tom Brands' Iowa wrestling squad finished second in the Big Ten and fifth at the NCAA Championships. The Hawkeyes crowned two Big Ten individual champions, featured three NCAA finalists, and had six All-Americans. Iowa wrestling set a national dual meet attendance record as 42,287 were on hand to see the Hawkeyes hand top-ranked Oklahoma State an 18-16 defeat in Kinnick Stadium to open the season.
- Iowa baseball made another late season charge under coach Rick Heller, reaching the Big Ten Tournament title game for the first time since 2010. Only a one-run loss in the championship game kept the Hawkeyes from a second straight NCAA Regional appearance. Two Hawkeyes earned first-team All-Big Ten honors and three players were selected in the 2016 Major League Baseball Draft, moving the three-year total to 11 under Heller—the most for the program since 1991-93.
- Coach Megan Menzel's women's golf program was represented in the national tournament as senior Amy Ihm competed as an individual after earning first-team All-Big Ten honors. Ihm became the first UI women's golfer to compete in NCAA postseason competition since 1990 and just the second in program history.
- The UI's men's golf team, under the direction of second-year head coach Tyler Stith, competed in its eighth straight NCAA Tournament. The Hawkeyes placed second in the Big Ten Championships as three Hawkeyes—juniors Carson Schaake and Raymond Knoll, along with true freshman Matthew Walker—earned all-tournament recognition.
- Larissa Libby's GymHawks advanced to the NCAA Regionals for the seventh time in the last eight seasons, hosting the event in Carver-Hawkeye Arena in 2016. Iowa recorded dual meet wins over five conference foes, including three Big Ten teams who were nationally ranked at the time. Two Hawkeyes were named to the All-Championship team, with Mollie Drenth representing Iowa as an individual competitor at the NCAA Championships. Drenth, Iowa's first NCAA Championships qualifier since 2011, placed third on beam at the NCAA Championship, earning first-team All-America accolades. She is the program's first All-American since 2004.
- JD Reive's UI men's gymnastics squad placed fifth at the Big Ten Championships and saw Matt Loochtan garner first-team All-Big Ten recognition. The Hawkeyes fell short of making team finals at the NCAA Championships, but saw five student-athletes advance to individual event finals. The youthful roster excelled in the classroom, tying a school record with nine Academic All-Big Ten selections. Senior Jack Boyle was also named a finalist for the Nissen-Emery Award, an award given to the country's most outstanding senior gymnast in the gym and in the classroom.



- Joey Woody's second season as head coach of the UI's men's and women's track and field teams resulted in a record number of performers advancing to the NCAA Outdoor Championships. A total of 15 Hawkeyes advanced to the national championships, including Big Ten champions Briana Guillory (200 meters), Aaron Mallett (110 meter hurdles), men's 400-meter relay, and women's 1,600-meter relay.
- The Iowa men's and women's swimming and diving teams both tallied top-40 finishes at the NCAA Championships under head coach Marc Long. The program had two student-athletes—junior Emma Sougstad (100 breast) and senior Roman Trussov (100 breast, 200 breast)—garner three All-America distinctions. Ten student-athletes were named CSCAA Scholar All-Americans and 35 earned Academic All-Big Ten recognition.
- Under third-year head coach Andrew Carter, the Iowa rowing program continued to make significant strides forward. The Hawkeyes were represented in the top-20 national rankings for the first time in six seasons. The squad placed fifth in the Big Ten Championships with 95 points, its highest championship point total since 2009. Senior Beth Baustian earned second-team Pocock All-America accolades, becoming the fourth All-American in program history and the second in the last three seasons. The Hawkeyes excelled off the water with 20 Academic All-Big Ten selections, the most for the program since 2009, and five Collegiate Rowing Coaches Association Scholar Athletes.
- Under second-year head coach Bond Shymansky, the UI volleyball team compiled a 10-3 record in nonconference action—the best overall start for the program since 2006 (11-1). The Hawkeyes won eight straight matches from Sept. 6-19, including a 3-1 victory over Iowa State -- Iowa's first win over the Cyclones since 1997 -- and a 3-1 win over No. 25 Texas A&M.

In October 2015, the NCAA reported that Iowa's student-athletes had tied the record set the previous year by posting a Graduation Success Rate (GSR) score of 89 percent. That mark ranked six points better than the national average.

The NCAA also noted the UI had posted a federal graduation rate of 71 percent. This was also a record, three points better than the national average—and tops the three State of Iowa Board of Regents' institutions.

Last May, the NCAA reported that all 24 of Iowa's sports programs were comfortably above the Academic Progress Rate (APR) threshold. The NCAA also singled out the UI's volleyball, men's golf, and women's swimming and diving for APR scores that ranked in the top 10 percent of their peer group. These three teams have each registered a perfect score of 1,000 in each of the past four years.

Along with Uthoff and Disterhoft earning Academic All-American of the Year accolades, the Hawkeyes also boasted Academic All-Americans in football (senior defensive back Jordan Lomax) and wrestling (senior Nathan Burak). In addition, 167 UI student-athletes earned Academic All-Big Ten recognitions throughout the year, and wrestler Alex Meyer earned academic recognition from the National Wrestling coaches Association (NWCA).

"Doing it Right" for Barta and the more than 225 staff of the UI Athletics Department is a charge that encompasses a long and varied list of responsibilities, including maintaining the department's status as one of a handful of intercollegiate athletics programs nationally that successfully operates its sports programs and auxiliary enterprises in a fiscally responsible manner and without any institutional or taxpayer financial support. The UI provides a superior experience for the more than 650 talented student-athletes who participate in the program annually and the more than one million friends and fans of the UI who attend Hawkeye events on the UI campus while being responsible and productive citizens of the greater Iowa City and University of Iowa community.

In 2016-17, Barta will be responsible for an annual operating budget that will exceed \$100 million for the first time, with 100 percent of the revenue side of that budget generated by the UI Athletics Department. The majority of that revenue comes as a result of success in traditional revenue sources: income as a result of membership in the Big Ten Conference (including television), sales of tickets to athletic events on the UI campus, and donations to the National I-Club.

The National I-Club donations has grown into a critical piece of the financial pie managed by Barta, exemplified by continued years of outright fundraising support exceeding \$26 million annually. That philanthropic support has been critical to the long list of athletics facilities that have either been built or renovated during Barta's first 10 years on campus.

That list includes:

- Construction of the recently-completed \$55 million Stew and LeNore Hansen Football Performance Center
- \$47 million revitalization of Carver-Hawkeye Arena
- Installation of a new video wall and video ribbon board at Kinnick Stadium
- Installation of a new video scoreboard and playing surface at Duane Banks Field
- Partnered in construction of a new indoor turf facility that accommodates Olympic sports like baseball, softball, and soccer.
- Renovation of the practice space inside the UI Fieldhouse for the men's and women's gymnastics teams
- Construction of the Hoak Family Golf Facility for the men's and women's golf programs
- Turf replacement at Grant Field, the home of Iowa's nationally ranked field hockey program
- Resurfacing of the Klotz Tennis Center courts
- Installation of artificial turf on the outdoor football practice fields, matching the playing surface of Kinnick Stadium

Providing the resources for UI student-athletes and coaches to be successful is a priority for Barta and his senior management team. That process includes providing state-of-the-art facilities, which is why Barta continues to work closely with institutional leadership on the finalization of a comprehensive master plan for the facilities available to the Hawkeyes.

Additional facility projects on the horizon include:

- Center-hung videoboards in Carver-Hawkeye Arena, along with new sound and lighting systems being installed this summer
- A north end zone project at Kinnick Stadium that will provide additional premium seating options and additional upgrades
- Installation of a new banked track in the UI Recreation Building, home of UI indoor track programs
- Renovations to the Gerdin Athletics Learning Center, home to the UI's Athletic Student Services staff
- Stadium upgrades to the baseball (Duane Banks Field) and softball (Bob Pearl Field) facilities
- A new clubhouse at the UI's Finkbine Golf Course
- Additional olympic sport improvements for soccer, gymnastics, volleyball, and other teams.

Iowa's contributions to the greater Iowa City community go far beyond the multi-million dollars of economic impact generated as a result of the staging of hundreds of annual regular season, postseason, and special events annually. Barta and UI student-athletes, coaches, and staff are also active citizens, logging thousands of hours of community service and spearheading efforts to support a wide variety of causes ranging from construction of the UI's new Children's Hospital, to the UI's extremely successful Dance Marathon, to involvement with Coaches vs. Cancer.

Iowa football has been involved with the Children's Hospital "Kid Captain" program for 10 years. UI athletics teamed with the UI Alumni Association on the "Black and Gold Friday" outreach program; partnered with the College Football Playoff Foundation on "Extra Yard for (K-12) Teachers" program; and partnered with select colleges on the staging of the first "Academic Day" as part of Homecoming in 2015.

Iowa's annual "Day of Caring" serves as the foundation upon which all these outreach activities rest. Now in its 21st year of existence, the Day of Caring happens each April and typically involves representatives of most, if not all, of Iowa's sports programs who provide a wide variety of assistance to an equally-wide variety of not-for-profit organizations that service the greater Iowa City community.

"Doing it Right" also encompasses efforts aimed at improving the student-athlete experience. The UI Athletics Department invested more than \$1.7 million directly into food cost for its student-athletes in 2014-15 in response to NCAA legislation aimed at providing a higher quality student-athlete experience. That commitment will continue annually and is complemented by increases to the value of the scholarships awarded the UI's student-athletes as part of the NCAA's effort to fully address cost of attendance.

Barta's involvement in the UI campus and the greater Iowa City community extends beyond his position as Director of the UI's Intercollegiate Athletics programs. He is a member of the President's Cabinet, comprised of vice presidents and other campus leaders that provide counsel to the UI's president.

Barta represents the UI and the Hawkeyes at the conference and national level as a member of the Rose Bowl Management Committee. During his tenure, he has participated in the creation and implementation of the Big Ten Network (BTN), the expansion of the Big Ten Conference and realignment of athletics conferences.

Barta remains active on the conference and NCAA level. He is involved in committee work with NCAA Football, the Division IA Athletic Directors Association, and is an ongoing participant in the National Association of Collegiate Directors of Athletics (NACDA).

Barta is also involved in a variety of community groups, including the United Way of Johnson and Washington Counties and the Partnership for Alcohol Safety, a joint effort between UI campus leaders and the city of Iowa City.

Barta often suggests to his staff that "Hope is not a strategy," which is why the Department has completed a comprehensive review and rewriting of the strategic plan for the UI Athletics Department and continues to work with the UI's leadership on a long-term financial plan.

As the Director of Athletics at the University of Wyoming for three years, seven different Wyoming coaches were named Mountain West Conference Coach of the Year. He also spearheaded a fundraising effort that netted the Cowboy athletics program \$11 million in private support and \$11 million in matching state funds.

As the senior associate athletics director at the University of Washington, he directed the "Campaign for the Student-Athlete," was a participant in the design, construction and/or renovation of several Washington athletics facilities, including Bank of America Arena and the Dempsey Indoor Practice Facility. In addition to almost doubling the amount of annual private support received by Washington, Barta also managed the department's external relations division, a task that included managing corporate sponsorship and radio contracts. His responsibilities at Washington expanded over time to include hiring coaching and administrative staff, and the day-to-day oversight of several Huskie sport teams.

The roots of his development experience extend to his first two positions: director of development at his alma mater, North Dakota State University, and director of athletics development and external relations at the University of Northern Iowa.

Barta earned a bachelor of science degree in mass communication and broadcast journalism from North Dakota State in 1987. He was an option quarterback for Bison football squads that won the Division II NCAA National Championship in 1983, 1985, and 1986.

Barta, and his wife, Connie, have a son, Luke (18), and a daughter, Madison (15). He was born Sept. 4, 1963, in Minneapolis.



**The Barta Family (l-r): Luke, Connie, Madison and Gary.**





**Kirk Ferentz**  
Head Football Coach  
18th Year at Iowa

Kirk Ferentz is in his 18th season as head football coach and 27th season overall at the University of Iowa. His tenure as Iowa's head football coach trails only Hayden Fry, who led the Hawkeyes for 20 seasons (1979-98). Ferentz shares the distinction of being the longest tenured head football coach in the nation.

Ferentz led the 2015 Hawkeyes to a perfect regular season, setting a school record with 12 wins (12-2). The Hawkeyes won the Big Ten Conference West Division (8-0) before falling to Michigan State (16-13) in the championship game. The Hawkeyes earned Iowa's sixth invitation to the Rose Bowl, the first appearance for Iowa in Pasadena in 25 years.

Ferentz was recognized with both the Hayes-Schembecher and Dave McClain Big Ten Conference Coach of the Year awards. He was named Eddie Robinson (FWAA) and Woody Hayes national Coach of the Year (Columbus Touchdown Club), and received the Dodd Trophy, presented by the Bobby Dodd Coach of the Year Foundation. He was also named the American Football Coaches Association (AFCA) Region 3 Coach of the Year.

Ferentz joined the Iowa staff after serving as assistant head coach and offensive line coach of the Baltimore Ravens of the National Football League. He had been a part of the Baltimore (Cleveland Browns prior to the move) organization for six years.

Ferentz' coaching career began as a student assistant (1977) at his alma mater, Connecticut. The next two years (1978-79) were spent at Worcester Academy, where he also taught English literature. He served as a graduate assistant offensive line coach at Pittsburgh during the 1980 season. That Pittsburgh team (coached by Jackie Sherrill) finished with an 11-1 record and a number two national ranking.

He joined Fry's staff in 1981 as offensive line coach and the Hawkeyes won their first conference title and Rose Bowl berth in over 20 years. A string of 19 straight non-winning seasons came to an end in 1981. Ferentz continued as Iowa's line coach thru the 1989 season.

Offensive lines under the direction of Ferentz anchored four of Iowa's highest scoring offenses. Eight of Iowa's top 10 offensive teams,

in terms of yards gained per game, have operated with Ferentz as the head coach or offensive line coach. And, Iowa's top nine passing teams of all time have occurred with Ferentz as the head coach or offensive line coach.

Eleven Hawkeyes, coached by Ferentz (the assistant), went on to play in the National Football League. They were John Alt, Rob Baxley, Dave Croston, Scott Davis, Mike Devlin, Chris Gambol, Mike Haight, Ron Hallstrom, Joel Hilgenberg, Bob Kratch and Brett Miller. Alt, Haight and Hallstrom were first round picks in the NFL Draft and five of his players were first team all-Big Ten.

Ferentz was named head coach of the Maine Bears in 1990 and held that position for three years before being hired by Bill Belichick and the Cleveland Browns.

Ferentz served as the honorary chair of the University of Iowa's 1999-00 United Way campaign and he serves on the National Advisory Board of the Bethesda Family Services Foundation. He and his wife, Mary, have given multiple major financial gifts to the University of Iowa. Those gifts include a \$400,000 gift to the University's College of Liberal Arts and University Children's Hospital and a \$100,000 gift to the University's College of Liberal Arts in 2003.

The most recent gift is a commitment of \$500,000 to support the Iowa Football Legacy Campaign. The Iowa Football Legacy Campaign comprises two key projects for the Hawkeye football program: the new indoor practice facility, completed in 2012; and the Stew and LeNore Hansen Football Performance Center, completed in 2015.

Kirk and Mary are very enthusiastic supporters of the University of Iowa Children's Hospital. From serving as advocates for the hospital across the state; to hosting and speaking at events to raise support for UI Children's Hospital; to their personal generosity in establishing the "Ferentz Family Pediatric Research and Education Endowment Fund" in 2007. In addition, the Iowa Women's Football Academy has donated more than \$1 million to the University of Iowa's new Children's Hospital, currently under construction across the street from Kinnick Stadium.

Ferentz was born Aug. 1, 1955, in Royal Oak, Michigan. He attended Upper St. Clair High School in Pittsburgh. He graduated from the University of Connecticut in 1978 with a bachelor's degree in English Education. He was a football captain and an academic all-Yankee Conference linebacker at UConn.

Ferentz received the Distinguished Alumnus Award from the Neag School of Education at the University of Connecticut in May, 2009. He was inducted into the Upper St. Clair High School Hall of Fame in September, 2002 and the Western Chapter of the Pennsylvania Sports Hall of Fame in May, 2003.

Ferentz and his wife, Mary, have five children, and one granddaughter (Presley), and one grandson (John). They are Brian, Kelly, Joanne, James and Steven. Brian was a three-year letterman and captain (2003-05) with the Hawkeye football team. He is in his fifth year as an Iowa assistant coach, serving as offensive line coach and run game coordinator. He earned his bachelor's degree from Iowa in 2006. James was also a three-year letterman and captain (2010-12) for the Hawkeyes. He started at center in all 38 games in his last three seasons and played for the Super Bowl champion Denver Broncos in 2015. He earned his bachelor's degree from Iowa in 2012. Steven is a fifth-year senior offensive lineman for the Hawkeyes in 2016. Joanne earned her bachelor's degree from Iowa in 2010 and Kelly earned her JD and MHA degrees from Iowa in 2010 and 2011.



**The Ferentz Family**

**Back row (l-r):** Tyler and Joanne Barnes, James and Skylar Ferentz, Brian and Nikki Ferentz, with daughter Presley. **Front row (l-r):** Kelly, Mary, Kirk and Steven Ferentz.

## Coaching Career

Team	Position, Years
Iowa	HC, 1999-present
Baltimore/Cleveland	OL, 1993-98
Maine	HC, 1990-92
Iowa	OL, 1981-89
Pittsburgh	GA, 1980
Worcester Academy	OL, DC, 1978-79
Connecticut	SA, 1977

## Career Record

**Overall:** 139-108 (20 years)

**At Iowa:** 127-87 (17 years)

**Big Ten:** 76-60

- Ranks seventh all-time in Big Ten wins (76) and eighth in overall wins (127)
- Ranks second all-time at Iowa in coaching victories (Hayden Fry, 143)
- One of just seven Big Ten coaches ever to guide a team to 10 wins or more in three straight seasons

## Year-By-Year Record at Iowa

Year	Overall	(Pct.)	Big Ten	(P)	Bowl
2015	12-2	.857	8-0	1.000	Rose
2014	7-6	.538	4-4	.500	TaxSlayer
2013	8-5	.615	5-3	.625	Outback
2012	4-8	.333	2-6	.250	---
2011	7-6	.538	4-4	.500	Insight
2010	8-5	.615	4-4	.500	Insight
2009	11-2	.846	6-2	.750	Orange
2008	9-4	.692	5-3	.625	Outback
2007	6-6	.500	4-4	.500	---
2006	6-7	.462	2-6	.250	Alamo
2005	7-5	.583	5-3	.625	Outback
2004	10-2	.833	7-1	.875	Capital One
2003	10-3	.769	5-3	.625	Outback
2002	11-2	.846	8-0	1.000	Orange
2001	7-5	.583	4-4	.500	Alamo
2000	3-9	.250	3-5	.375	---
1999	1-10	.091	0-8	.000	---
<b>Overall</b>	<b>127-87</b>	<b>.593</b>	<b>76-60</b>	<b>.559</b>	<b>13 bowl games</b>

## Coaching Honors

- 2015 Eddie Robinson FWAA Coach of the Year
- 2015 Dodd Trophy Coach of the Year
- 2015 Woody Hayes Coach of the Year (Columbus Touchdown Club)
- 2015 AFCA Region 3 Coach of the Year
- 2015 Dave McClain Big Ten Coach of the Year
- 2015 Hayes-Schembecher Big Ten Coach of the Year
- 2015 Paul "Bear" Bryant Coach of the Year Finalist
- 2015 Maxwell Club George Munger Coach of the Year Finalist
- 2015 Associated Press Big Ten Coach of the Year
- 2009 AFCA Regional Coach of the Year
- 2009 Dave McClain Big Ten Coach of the Year
- 2004 Big Ten Conference Coach of the Year
- 2002 Associated Press national Coach of the Year
- 2002 Walter Camp national Coach of the Year
- 2002 Big Ten Conference Coach of the Year
- Joins Bo Schembechler (Michigan) in being named Big Ten Coach of the Year more than three times

## Post-Season Success

- Has guided Iowa to 13 bowl appearances in 17 seasons
  - 2016 Rose Bowl
  - 2015 TaxSlayer Bowl
  - 2014 Outback Bowl
  - 2011 Insight Bowl
  - 2010 Insight Bowl
  - 2010 Orange Bowl
  - 2009 Outback Bowl
  - 2006 Alamo Bowl
  - 2006 Outback Bowl
  - 2005 Capital One Bowl
  - 2004 Outback Bowl
  - 2003 Orange Bowl
  - 2001 Alamo Bowl
- Six bowl victories tie for third all-time among Big Ten coaches
- Iowa appeared in four straight January bowls, 2002-05; three straight from 2013-15
- Iowa was just one of eight schools in the nation to appear in six January bowl games between 2002-09
- Iowa appeared in six straight bowl games between 2001 and 2006, the second longest bowl streak in school history

## In The Final Rankings

2015	5th (CFP)	9th (AP)	10th (Coaches)
2009		7th (AP)	7th (USA Today)
2008		20th (AP)	20th (USA Today)
2004		8th (AP)	8th (USA Today)
2003		8th (AP)	8th (USA Today)
2002		8th (AP)	8th (USA Today)

## As Iowa Offensive Line Coach

**Overall record of 73-33-4 in nine seasons**

- 1988 Peach Bowl
- 1987 Holiday Bowl
- 1986 Rose Bowl
- 1986 Holiday Bowl
- 1984 Freedom Bowl
- 1983 Gator bowl
- 1982 Peach Bowl
- 1982 Rose Bowl

## National Honors

- Seven Hawkeyes have earned national Player of the Year honors on seven occasions
  - Desmond King, 2015 Jim Thorpe Award
  - Brandon Scherff, 2014 Outland Trophy
  - Shonn Greene, 2008 Doak Walker Award
  - Robert Gallery, 2003 Outland Trophy
  - Brad Banks, 2002 Davey O'Brien Award
  - Brad Banks, 2002 Associated Press Player of the Year
  - Dallas Clark, 2002 John Mackey Award
  - Nate Kaeding, 2002 Lou Groza Award
  - Brad Banks, 2002 Heisman Trophy Runner-up



## First Round NFL Draft Selections

- OL Brandon Scherff, 2014 (5th selection, Washington)
- OL Riley Reiff, 2012 (23rd selection, Detroit)
- DL Adrian Clayborn, 2011 (20th selection, Tampa Bay)
- OL Bryan Bulaga, 2010 (23rd selection, Green Bay)
- LB Chad Greenway, 2006 (17th selection, Minnesota)
- OL Robert Gallery, 2004 (2nd selection, Oakland)
- TE Dallas Clark, 2003 (24th selection, Indianapolis)

## NFL Draft Highlights

- Seven first round selections
- Seven second round selections
- 59 NFL Draft selections overall
- 140 of 157 (89%) of Iowa's senior starters the last 15 years were selected in the NFL Draft or signed to an NFL free agent contract

## Consensus All-Americans (8)

- |                            |                           |
|----------------------------|---------------------------|
| • DB Desmond King, 2015    | • OL Robert Gallery, 2003 |
| • OL Brandon Scherff, 2014 | • PK Nate Kaeding, 2003   |
| • DE Adrian Clayborn, 2010 | • OL Eric Steinbach, 2002 |
| • RB Shonn Greene, 2008    | • TE Dallas Clark, 2002   |

## First Team All-Americans (14)

- DB Desmond King, 2015 (unanimous, consensus)
- OL Brandon Scherff, 2014 (unanimous, consensus)
- OL Riley Reiff, 2011
- DE Adrian Clayborn, 2010
- LB Pat Angerer, 2009
- OL Bryan Bulaga, 2009
- RB Shonn Greene, 2008
- OL Robert Gallery, 2003
- PK Nate Kaeding, 2003
- QB Brad Banks, 2002
- TE Dallas Clark, 2002
- PK Nate Kaeding, 2002
- OL Bruce Nelson, 2002
- OL Eric Steinbach, 2002

## Big Ten Honors

### Big Ten Most Valuable Player (2)

- RB Shonn Greene, 2008
- QB Brad Banks, 2002

### Big Ten Offensive Player of the Year (2)

- RB Shonn Greene, 2008
- QB Brad Banks, 2002

### Big Ten Player of the Year, by Position (10)

- Desmond King, 2015 (defensive back)
- Brandon Scherff, 2014 (offensive line)
- Micah Hyde, 2012 (defensive back)
- Marvin McNutt, Jr., 2011 (wide receiver)
- Bryan Bulaga, 2009 (offensive line)
- Shonn Greene, 2008 (running back)
- Mitch King, 2008 (defensive line)
- Robert Gallery, 2003 (offensive line)
- Brad Banks, 2002 (quarterback)
- Eric Steinbach, 2002 (offensive line)

## Academic Honors

### Academic All-America Honors (13)

- Jordan Lomax, second team Academic All-America, 2015
- Mark Weisman, second team Academic All-America, 2014
- James Morris, NFF National Scholar-Athlete Award, 2013
- James Morris, first team Academic All-America, 2013
- Mike Klinkenborg, first team Academic All-America, 2007
- Adam Shada, first team Academic All-America, 2007
- Mike Klinkenborg, first team Academic All-America, 2006
- Adam Shada, first team Academic All-America, 2006
- Mike Elgin, first team Academic All-America, 2006
- Mike Elgin, first team Academic All-America, 2005
- Nate Kaeding, second team Academic All-America, 2002
- Aaron Kampman, first team Academic All-America, 2001
- Aaron Kampman, second team Academic All-America, 2000

### Academic All-Big Ten honorees (234)

## Assistant Coach Recognition

- Jim Reid, FootballScoop Linebacker Coach of the Year, 2013
- LeVar Woods, FootballScoop Linebacker Coach of the Year, 2013
- Norm Parker, AFCA Assistant Coach of the Year, 2011
- Norm Parker, Frank Broyles Award Finalist, 2005
- Norm Parker, Frank Broyles Award Finalist, 2004
- Ron Aiken, AFCA Assistant Coach of the Year, 2002

## NFL All-Pro Honors (6)

- TE Dallas Clark (Indianapolis)
- LB Chad Greenway (Minnesota)
- DL Aaron Kampman (Green Bay)
- PK Nate Kaeding (San Diego)
- DB Bob Sanders (Indianapolis)
- DB Bob Sanders, 2007 NFL Defensive Player of the Year
- OL Marshal Yanda (Baltimore)



**Greg Davis**  
**Offensive Coordinator & Quarterbacks Coach**  
**Fifth Year at Iowa**  
**Recruits Quarterback position**

Greg Davis, a 42-year coaching veteran, is in his fifth year as offensive coordinator and quarterbacks coach at the University of Iowa. Davis served in the same capacity at the University of Texas for 13 seasons (1998-2010).

The Hawkeyes posted a perfect 12-0 regular season record in 2015, winning the West Division of the Big Ten Conference. Iowa participated in the 2016 Rose Bowl following a last-minute loss to Michigan State (16-13) in the Big Ten championship game and ended the season in the top 10 in the national rankings.

Iowa has participated in January bowl games the past three seasons, including the 2014 Outback Bowl, the 2015 TaxSlayer Bowl and the 2016 Rose Bowl. The Hawkeyes have ranked in the final top 10 of both major polls five times in the past 14 seasons.

Iowa's offense in 2015 averaged 30.9 points and 386.1 yards total offense per game under the leadership of quarterback C.J. Beathard, who returns for his senior season in 2015 after earning second team All-Big Ten honors last season. Iowa ranked in the top 25 nationally in fourth down conversions, fewest penalties and fewest turnovers. Iowa was third in the Big Ten in passing efficiency and fourth in third down conversions while recording its highest scoring average since 2010.

Iowa averaged just over 400 yards total offense per game in 2014, including 237 passing yards per contest. That total ranks ninth best for a single season at Iowa. Iowa's total offense surpassed 400 yards per game for the first time since 2005.

Iowa's offense made strides in 2013 as the Hawkeyes won eight games, placing second in the Legends Division and earning a spot in the 2014 Outback Bowl. Iowa's offense averaged 377 yards total offense per game, including 197 passing yards and 180 rushing yards per outing.

Davis was named Frank Broyles Assistant Coach of the Year in 2005 after Texas won the BCS national championship. Texas has had just five quarterbacks start a game in the NFL, and Davis tutored three of them (Colt McCoy, Vince Young, Chris Simms).

Davis has coached in 21 bowl games, including January bowl games (Outback, TaxSlayer and Rose) with the Hawkeyes the past three seasons. He has also coached in the Holiday Bowl (four), Rose Bowl (four), Cotton (three), Gator (two), Independence (two), Fiesta, Alamo, Peach and Hall of Fame. Davis coached in the BCS national championship game twice (2006 and 2010 Rose Bowl games) and competed in the Grantland Rice Bowl as a player at McNeese State.

Under his guidance, the Texas offense produced 10 of the top 11 passing seasons, 11 of the top 13 total offense campaigns and the top nine scoring years in school history. Texas averaged 39.0 points per game from 2000-09, which ranked second nationally and first among BCS conference schools. In 2005, Texas set a then-NCAA record with 652 total points and a school record by averaging 50.2 ppg.

Under Davis, five Longhorns were named Big 12 Offensive Players of the Year, including RB Ricky Williams, 1998; QB Major Applewhite, 1999; QB Vince Young, 2005; QB Colt McCoy, 2008 and 2009. At Texas, Davis tutored three finalists for the Heisman Trophy, including two players who were second in Heisman voting, two winners each of the Walter Camp Football Foundation Players of the Year, Maxwell Award, Davey O'Brien Award, Manning Award and Archie Griffin Award. He tutored a winner of the Unitas Golden Arm Award, a Sporting News Player of the Year and Chevrolet Offensive Player of the Year.

In 2009, Texas averaged 39.3 points per game (third NCAA), 421.2 total yards (29th NCAA), 273.6 passing yards (22nd NCAA) and 147.6 yards rushing. Senior QB Colt McCoy led the nation in completion percentage (70.6) for the second straight year while taking home the WCFF Player of the Year Award, Maxwell Award, Davey O'Brien Award, Unitas Golden Arm Award and Manning Award. WR Jordan Shipley was also a finalist for the Biletnikoff Award.

In 2008, the Longhorns finished in the nation's Top 10 in pass efficiency (second/175.0), scoring offense (fifth/42.4 ppg), passing offense (seventh/308.3 ypg) and total offense (ninth/475.8 ypg). McCoy set a NCAA single-season record for completion percentage at 76.7 and set single-season school records for completions (332), yards (3,859), touchdowns (34) and passer rating (173.8). For the first time in school history and 11th in NCAA history, Texas had two receivers with at least 85 receptions and 1,000 receiving yards.

In 2007, Texas averaged 462.9 yards of total offense (13th NCAA), 207.5 yards rushing (17th NCAA) and 37.2 points per game (14th NCAA). McCoy completed 65.1 percent of his passes for 3,303 yards (No. 3 on Texas' single-season list) and 22 touchdowns.

Despite breaking in a freshman quarterback in McCoy in 2006, Davis helped Texas remain one of the nation's top offenses. McCoy finished the season as a Davey O'Brien Award semifinalist and was named National Freshman of the Year by Sporting News and the Touchdown Club of Columbus. As a whole, Texas finished 2006 ranked sixth in scoring offense (35.9 ppg) and 22nd in total offense (391.5 ypg).

Behind Davis' leadership, the Texas offense had a record-breaking year in 2005, one in which Davis was recognized as the nation's top assistant coach with the Frank Broyles Award. The Longhorns' 652 points were the most scored in NCAA history. They also set the school record for total offense with 6,657 yards. Texas became only the fifth team to average over 50 points per game (50.2 ppg) and 500 yards per game (512.1 ypg) in NCAA history.

Young also flourished under Davis in 2005, winning both the Davey O'Brien and Manning Awards as the nation's top quarterback. He also won the Maxwell Award and was the runner-up for the Heisman Trophy. He became the first player in NCAA history to throw for 3,000 yards and rush for 1,000 yards in a season.

The Longhorns took advantage of a veteran offensive line and All-America RB Cedric Benson in 2004 to finish the season ranked second in the country in rushing offense (299.2 ypg), seventh in total offense (464.4 ypg) and 12th in scoring (35.3 ppg). As a sophomore, Young completed nearly 60 percent of his passes for 1,849 yards and 12 touchdowns. He also rushed for 1,079 yards and 14 scores and was the Rose Bowl MVP.

In 2003, Davis took an offense with two first-year starting quarterbacks and led it to, what was, the best total offense season in school history (5,709 yards) and a then-school record 533 points. The 3,023 rushing yards were the most for Texas since 1977.

### Davis' Coaching Career

Team	Position, Years
Iowa	OC, QBs, 2012-present
Texas	OC, QBs, 1998-2010
North Carolina	OC, QBs, 1996-97
Georgia	Passing Game Coord., 1994-95
Arkansas	OC, QBs, 1992-93
Tulane	Head Coach, 1988-91
Tulane	Ast. Head coach, WRs, 1985-87
Texas A&M	QBs, 1978-84
Port Neches-Groves HS	AC, 1975-77
Barbe HS	AC, 1973-74



As a redshirt freshman, Young became the first quarterback in school history to post better than 900 yards rushing (998) and passing (1,155) while earning Big 12 Freshman of the Year honors. Junior Chance Mock had the nation's top touchdown-to-interception ratio (16 TDs/2 INTs).

Under Davis in 2002, senior quarterback Chris Simms established school single-season records for touchdown passes (26) and touchdowns accounted for (30). His 3,207 passing yards and 3,083 yards total offense ranked second best for a single season.

Simms is second in Texas history with a 58.7 completion percentage (535-of-911) and second in passer efficiency rating (138.4). He ranks second on the school's all-time touchdown passes list (58) and fourth in passing yards (7,097).

One year earlier, Simms, the Big 12 leader in passing efficiency (144.25), started 12 games and threw 22 touchdown passes (No. 2 on UT's season list) as the Longhorns posted a 10-2 record in his 12 starts.

Davis spent 1999 directing an offense that was the first in school history and one of only four nationally to boast a 3,000-yard passer as well as a 1,000-yard rusher and receiver. He was named a finalist for the 1999 Frank Broyles Award as the nation's top assistant. Major Applewhite set school season marks for passing yards (3,357) and total offense (3,211) en route to Big 12 co-Offensive Player of the Year honors.

In Davis' first year at Texas in 1998, the Longhorns became just the second unit in NCAA Division I-A history to feature a 2,000-yard rusher (Ricky Williams) and passer (Applewhite), as well as a 1,000-yard receiver (Wane McGarity). An early season injury forced redshirt freshman Applewhite into the lineup. Applewhite went on to set school freshman records for passing yards (2,453) and touchdown passes (18). He was named Big 12 Freshman of the Year.

Prior to his stint at Texas, Davis helped develop the quarterback duo of Chris Keldorf and Oscar Davenport, who teamed to complete 60% of their passes for more than 2,700 yards in each of Davis' two years at North Carolina.

Davis was the head coach at Tulane for four seasons (1988-91), where he succeeded Mack Brown. He spent three seasons (1985-87) as assistant head coach and wide receivers coach at Tulane under Brown. Davis spent two seasons (1992-93) as offensive coordinator and quarterbacks coach at Arkansas and two years (1994-95) as Georgia's passing game coordinator before joining Brown at North Carolina.

While at Georgia, Davis helped lead the Bulldogs to the 1995 Peach Bowl despite injuries to the team's top two quarterbacks. He did so by preparing converted slot back Hines Ward for the starting quarterback position. Ward set a school bowl game record by completing 31-of-59 passes for 413 yards in the Peach Bowl. Davis also coached first team All-American Eric Zeier, a third-round pick of the Cleveland Browns.

Davis began his college coaching career at Texas A&M, serving as the Aggies' quarterbacks coach (1978-84). He then joined Brown as assistant head coach and wide receivers coach at Tulane in 1985.

Davis began his career in the high school ranks while working toward his master's degree. He coached at Barbe High School (Lake Charles, La.) from 1973-74 and Port Neches-Groves High School (Port Neches, Texas) from 1975-77, where he helped lead the Indians to the 1975 Texas 4A state title. The native of Groves, Texas, earned his bachelor's degree (sports administration, 1973) and master's degree (1977) from McNeese State.

Davis and his wife, Patsy, have two children, Greg Jr. and Stacey, and five grandchildren. Greg Jr. and his wife, Karen, have two daughters, Taylor and Kaylen. Stacey and her husband, Kory, have three children, a daughter, Brook, and two sons, K.J. and Davis.





**Phil Parker**  
**Defensive Coordinator & Secondary Coach**  
**18th Year at Iowa**  
**Recruits Michigan and Ohio**

Phil Parker, who served as defensive backs coach at the University of Iowa for 13 seasons, is in his fifth season as defensive coordinator. He returned to coaching Iowa's defensive secondary in 2013 as well. Parker was named by Rivals.com in March, 2011, as a first team

member of its College Football Assistant Coach Dream Team.

The Hawkeyes posted a perfect 12-0 regular season record in 2015, winning the West Division of the Big Ten Conference. Iowa participated in the 2016 Rose Bowl following a last-minute loss to Michigan State (16-13) in the Big Ten championship game and ended the season in the top 10 in the national rankings.

Iowa has participated in January bowl games the past three seasons, including the 2014 Outback Bowl, the 2015 TaxSlayer Bowl and the 2016 Rose Bowl. The Hawkeyes have ranked in the final top 10 of both major polls five times in the past 14 seasons.

Iowa has appeared in nine January bowl games since 2001 and have recorded January bowl wins over Florida (2004 Outback), LSU (2005 Capital One), South Carolina (2009 Outback) and Georgia Tech (2010 Orange).

Iowa has won 116 games over the past 14 seasons, including 69 Big Ten games. Along with the 2015 division title, the Hawkeyes earned a share of the Big Ten title in both 2002 and 2004 and tied for second in 2009. Iowa has finished in the Big Ten's first division in 13 of the past 15 years.

The play of the defense has been a key part of Iowa's success. Two Hawkeyes have earned Big Ten Defensive Back of the Year honors in the last four seasons, including Desmond King in 2015 and Micah Hyde in 2012. King, who returns for his senior season in 2016, earned the Jim Thorpe Award as the best defensive back in the nation and was a unanimous consensus All-American a year ago.

Iowa led the Big Ten and ranked 10th in the nation with 19 interceptions in 2015, with four of those being returned for touchdowns. The Hawkeyes were also among the national leaders in pass break-ups (ninth), turnover margin (11th), turnovers gained (13th), and rushing defense (15th).

Iowa ranked second in the Big Ten and seventh nationally in pass defense in 2014 with a defensive line-up that included three new linebackers and two first-year starters in the secondary. Seven Hawkeye defensive players earned all-Big Ten recognition.

The Hawkeyes collected eight wins in 2013, including a 5-3 Big Ten record to tie for second in the Legends Division. Iowa earned a spot in the 2014 Outback Bowl behind a defense that ranked among the national leaders in total defense (sixth), first downs allowed (seventh) pass defense (ninth), scoring defense (ninth), pass efficiency defense (17th) and rushing defense (19th).

Cornerback B.J. Lowery, a first team selection, was one of eight Hawkeye defensive players to earn all-Big Ten recognition in 2013, while King was named to several All-Freshman honor teams as a true freshman.

Following the 2012 season, senior defensive back Micah Hyde was named the recipient of the Tatum-Woodson Defensive Back of the Year in the Big Ten Conference, earning first team All-Big Ten honors. Hyde was selected by Green Bay in the fifth round of the NFL Draft and has had three very productive seasons in the NFL.

Iowa's secondary in 2011 was led by senior Shaun Prater, who earned first team all-Big Ten honors for the second straight season, while Hyde earned second team honors. Over the past eight seasons, Iowa ranks among the national leaders with 128 interceptions. Prater was selected by Cincinnati in the fifth round of the 2012 NFL Draft, while Jordan Bernstine was selected by Washington in the seventh round.

The defensive secondary played a key role in Iowa's success in 2010. Iowa was second in the Big Ten in pass efficiency defense (115.1) and interceptions (19). Iowa tied for 11th in the nation in interceptions, returning four thefts for touchdowns. Prater and safety Tyler Sash were both named first team all-Big Ten, while Brett Greenwood earned second team honors and Hyde was honorable mention.

Sash started the final 34 games of his career and ranks fifth in career interceptions. He declared for the NFL following his junior season in 2010 and was a sixth round selection of the New York Giants. Sash earned a Super Bowl ring in his rookie season with the Giants in 2011.

In 2009, Iowa ranked third in the nation in pass efficiency defense and fourth in pass defense, while leading the Big Ten in both categories. The Hawkeyes tied for fifth nationally with 21 interceptions while ranking eighth in scoring defense and 10th in total defense. Sash and cornerback Amari Spivey both earned first team all-Big Ten recognition, while Greenwood was a second team selection. Spivey declared for the NFL Draft following his junior season in 2009 and was selected in the third round by the Detroit Lions.

In 2008, Iowa ranked fourth in the nation while tying a school record with 23 interceptions. The Hawkeyes led the Big Ten and ranked fifth nationally in pass efficiency defense (98.3) and scoring defense (13.0). Spivey earned second team all-conference honors, while Bradley Fletcher and Greenwood claimed honorable mention recognition. Fletcher was selected by St. Louis in the third round of the 2009 NFL Draft.

Under Parker's direction, safety Bob Sanders became the ninth Iowa player to earn first team all-Big Ten honors for three seasons (2001, 2002, and 2003). Sanders earned second team All-America honors in 2003 and was taken by Indianapolis in the second round of the 2004 NFL Draft. He ranks 10th in career tackles (348). Sanders earned all-Pro recognition with the Colts in 2005 and was selected to the Pro Bowl. He was a key contributor again in 2006 as the Colts won the Super Bowl. He was named the NFL's Defensive Player of the Year in 2007 and was again an all-Pro selection.

Senior cornerback Charles Godfrey led the Iowa secondary in 2007, recording five interceptions and 65 tackles. He earned second team all-Big Ten honors. Godfrey was selected in the third round of the 2008 NFL Draft, being selected by the Carolina Panthers. He has been a starter throughout his eight NFL seasons.

In 2006, senior safeties Marcus Paschal and Miguel Merrick combined for 149 tackles to lead the Hawkeye secondary. Paschal was a second team all-Big Ten selection and signed a free agent contract with Philadelphia. Merrick signed a free agent contract with San Diego.

### **Parker's Coaching Career**

<b>Team</b>	<b>Position, Years</b>
<b>Iowa</b>	<b>DC, DB, 2013-present</b>
<b>Iowa</b>	<b>DC, 2012</b>
<b>Iowa</b>	<b>DB, 1999-2011</b>
Toledo	DB, 1988-98
Michigan State	GA, 1987



In 2005, senior cornerback Antwan Allen was the only player in the nation to start in four straight January bowl games. He ended his career with 235 tackles and eight interceptions. Jovon Johnson, at the opposite corner, also started throughout his career. He ranks third in career interceptions (17) and had 181 career tackles. Johnson played with the Pittsburgh Steelers and New York Jets in the NFL before a productive career in the Canadian Football League. He was the CFL's Most Outstanding Defensive Player in 2011, becoming the first defensive back to win the award. He is a two-time CFL All-Star.

Safeties Derek Pagel and Sean Considine joined the Iowa program as walk-ons and earned their way into the starting line-up. Each helped the Hawkeyes win a Big Ten title as seniors and both were NFL Draft selections. Pagel earned second team all-Big Ten honors in 2002 was selected in the fifth round of the 2003 draft. Considine was a fourth round selection in 2005 after earning honorable mention all-Big Ten recognition. He joined the Baltimore Ravens in 2012 and played a key role on special teams for the Super Bowl champions.

In 1999, Iowa's secondary was led by the play of safety Matt Bowen. Bowen led the team in tackles as both a junior and senior. He was voted second team all-Big Ten and was a sixth round selection of the St. Louis Rams in the NFL Draft. Bowen played several seasons in the NFL (Washington and Buffalo) following his college career.

Parker was the defensive backfield coach at Toledo for 11 seasons prior to joining the Iowa staff. During his tenure at Toledo, Parker coached 10 all-conference selections and helped the Rockets win conference division championships in 1997 and 1998. Three of his Toledo players, Darren Anderson, Clarence Love and Kelly Herndon, went on to play in the NFL. Anderson and Love were NFL Draft selections, while Herndon signed as a free agent and played in the 2006 Super Bowl with Seattle. In 1998, Toledo ranked 19th in the nation in scoring defense.


Toledo won Mid-American Conference championships in 1990 and 1995 and competed in the 1995 Las Vegas Bowl. Toledo ranked 12th in the nation in total defense in 1990 and ninth in pass efficiency defense and 11th in rushing defense in 1992. In 1995 Toledo completed an undefeated season and was ranked 22nd in the final UPI poll and 24th in the CNN poll after leading the nation in turnover margin. Toledo also finished second to perennial power Marshall twice when Parker was a member of the Rocket staff.

Parker served as a graduate assistant coach for one year at Michigan State. He was on the Spartan staff in 1987 when MSU won the Big Ten title and defeated Southern California in the 1988 Rose Bowl.

Phil was a standout defensive back at Michigan State, earning first team all-Big Ten honors in 1983, 1984 and 1985. Parker was named defensive MVP at Michigan State in 1983 and 1985 and was invited to the Hula Bowl following his senior season. During his MSU career the Spartans competed in the 1984 Cherry Bowl and the 1985 All-American Bowl. Parker was named Most Valuable Player in the Cherry Bowl.

Parker earned his B.S. degree from Michigan State in 1986.

Parker was born March 13, 1963, in Lorain, Ohio. Phil and his wife, Sandy, have two children, Tyler and Paige.





**Kelvin Bell**  
Recruiting Coordinator  
Assistant Defensive Line Coach  
Fifth Year at Iowa

Kelvin Bell, a former member of the University of Iowa football team, was named recruiting coordinator and defensive assistant coach in February, 2016. He assists with coaching the defensive line. Bell held the position of director of on-campus recruiting for the previous two years. He served as a graduate assistant coach for two years (2012-13) with the Hawkeyes, assisting with special teams.

In his previous position, Bell assisted in all aspects of prospect identification, assisted the coaching staff in off-campus recruiting efforts, and coordinated all aspects of on-campus recruiting activities.

The Hawkeyes posted a perfect 12-0 regular season record in 2015, winning the West Division of the Big Ten Conference. Iowa participated in the 2016 Rose Bowl following a last-minute loss to Michigan State (16-13) in the Big Ten championship game and ended the season in the top 10 in the national rankings.

Iowa has participated in January bowl games the past three seasons, including the 2014 Outback Bowl, the 2015 TaxSlayer Bowl and the 2016 Rose Bowl. The Hawkeyes have ranked in the final top 10 of both major polls five times in the past 14 seasons.

Bell has interned with four NFL organizations (Minnesota Vikings, 2013; New York Giants, 2014; Miami Dolphins and Cincinnati Bengals, 2015) as part of the Bill Walsh Minority Coaching Fellowship.

Bell joined the Iowa staff after serving as an assistant coach at Trinity International University, where he served as the offensive line coach and run game coordinator in 2011. Two of his offensive linemen earned all-conference honors in 2011.

Bell served two seasons (2008-09) as offensive line coach at Wayne State College in Wayne, Nebraska. He helped lead the Wildcats to their first-ever appearance in the NCAA Division II playoffs in 2008 while posting a two-year record of 17-6. Bell coached five offensive linemen who went on to earn all-conference, all-region and All-America honors.

Before coaching at WSC, Bell coached the offensive line at Cornell College for two seasons (2006-2007). He gained his first coaching experience at Regina High School in Iowa City (2004-06), where he served as junior high coach, varsity weight room supervisor, and assistant varsity coach. Regina earned its first-ever state football championship in 2005 after reaching the semifinals in 2004.

Bell first joined the Iowa program as a defensive lineman in 2000. He redshirted in his first year at Iowa and later had his career cut short due to injury. As a prep, he earned first team all-conference honors for three straight seasons as an offensive and defensive lineman. He earned all-district, all-region and all-county recognition as a senior.

Bell earned his B.A. in mathematics, with a computer science concentration, from the University of Iowa in 2005. He earned his master's degree in sports management in 2014.

Bell is a native of Olive Branch, Mississippi. His wife's name is Natalee.

### Bell's Coaching Career

Team	Position, Years
Iowa	AC, RC, 2016-present
Iowa	OCR, 2014-15
Iowa	GA, 2012-13
Trinity International	OL/RGC, 2011
Wayne State	OL, 2008-09
Cornell College	OL, 2006-07
Regina High School (Iowa City)	AC, 2004-06





**Brian Ferentz**  
**Offensive Line Coach**  
**Run-Game Coordinator**  
**Fifth Year at Iowa**  
**Recruits Illinois and Ohio**

Brian Ferentz, a three-year letterman as an offensive lineman at the University of Iowa, is in his fifth year as Iowa's offensive line coach. He also serves as Iowa's run-game coordinator. Brian joined the Hawkeye staff after spending

the previous four years with the NFL's New England Patriots. He was recently recognized by ESPN.com as one of the top assistant coaches in the Big Ten Conference under the age of 40.

The Hawkeyes posted a perfect 12-0 regular season record in 2015, winning the West Division of the Big Ten Conference. Iowa participated in the 2016 Rose Bowl following a last-minute loss to Michigan State (16-13) in the Big Ten championship game and ended the season in the top 10 in the national rankings.

Iowa has participated in January bowl games the past three seasons, including the 2014 Outback Bowl, the 2015 TaxSlayer Bowl and the 2016 Rose Bowl. The Hawkeyes have ranked in the final top 10 of both major polls five times in the past 14 seasons.

Iowa has appeared in nine January bowl games since 2001 and have recorded January bowl wins over Florida (2004 Outback), LSU (2005 Capital One), South Carolina (2009 Outback) and Georgia Tech (2010 Orange).

Iowa has won 116 games over the past 14 seasons, including 69 Big Ten games. Along with the 2015 division title, the Hawkeyes earned a share of the Big Ten title in both 2002 and 2004 and tied for second in 2009. Iowa has finished in the Big Ten's first division in 13 of the past 15 years.

Iowa's offense in 2015 averaged 30.9 points and 386.1 yards total offense, including 181.7 rushing and 204.4 passing yards per game. Iowa ranked in the top 25 nationally in fourth down conversions, fewest penalties and fewest turnovers.

As a unit, Iowa's offensive line was one of six finalists for the Joe Moore Award, presented to the best offensive line in the nation. Guard Jordan Walsh earned first team all-Big Ten honors, while center Austin Blythe was one of three finalists for the Rimington Award and a second team selection. Sean Welsh earned honorable mention recognition and joins Ike Boettger, Cole Croston, James Daniels, and Boone Myers as returning veterans with starting experience in 2016.

Blythe was selected by Indianapolis in the 2016 NFL draft, while Walsh signed a free agent contract with Atlanta immediately following the draft.

Iowa averaged just over 400 yards total offense per game in 2014, including 237 passing yards per contest. That total ranks ninth best for a single season at Iowa. Iowa's total offense surpassed 400 yards per game for the first time since 2005.

Left tackle Brandon Scherff won the 2014 Outland Trophy, was the Rimington-Pace Offensive Lineman of the Year in the Big Ten and earned unanimous consensus All-America honors. Scherff was the fifth player selected in the 2015 NFL Draft (Washington Redskins), while right tackle Andrew Donnal was selected by the St. Louis Rams in the fourth round. Iowa led the Big Ten and ranked second nationally in fewest penalties and fewest yards penalized per game.

Iowa's offensive line in 2013 led the way for an offense that averaged 377 yards total offense, including 180 rushing yards and 197 passing yards. The Hawkeye offensive line allowed just 15 sacks in 13 games, a total that led the Big Ten and tied for 12th best in the nation. Iowa won eight games while participating in the 2014 Outback Bowl.

Iowa's offensive line featured the same five starters in all 13 games in 2013, with four of those Hawkeyes earning Big Ten honors. Scherff was a first team selection, while right tackle Brett Van Sloten was second team and Blythe and left guard Conor Boffeli each were named honorable mention. Iowa led the Big Ten and ranked eighth in

the nation in fewest penalties per game. Boffeli and Van Sloten signed NFL free agent contracts immediately following the 2014 NFL Draft.

Senior center James Ferentz and senior tackle/guard Matt Tobin led Iowa's offensive line in 2012, as both players earned all-Big Ten recognition. In addition, Blythe earned FWAA Freshman All-America honors. Iowa's offensive line put together a string of four consecutive games without allowing a quarterback sack and allowed less than two sacks in six of 12 games overall.

Brian, the son of head coach Kirk Ferentz, served as New England's tight ends coach in 2011, helping the Patriots win the AFC championship and a spot in the 2012 Super Bowl. Brian was an offensive assistant coach in 2010, working exclusively with the tight ends. He spent 2009 as a coaching assistant after serving as a scouting assistant for the Patriots during the 2008 season.

Under his direction, two Patriot rookie tight ends made a big impact in 2010. The New England duo ranked first and second, among all rookie tight ends with 10 and six touchdown catches, respectively. They became the first pair of rookie tight ends with at least five touchdowns in the same season in NFL history. Rob Gronkowski's 10 touchdown receptions rank second in NFL history for a rookie tight end, as only Mike Ditka (12) had more touchdowns as a rookie.

Gronkowski set additional records in 2011, including individual records for receiving touchdowns by a tight end (17), total touchdowns by a tight end (18) and receiving yards by a tight end (1,327). As a tandem, the Patriot tight ends also set three NFL single season records: total touchdowns by a tight end tandem (24), receptions by a tight end tandem (169) and total yards by a tight end tandem (2,237).

Brian played both offensive guard and center during his Iowa career. He earned honorable mention All-Big Ten honors as a senior in 2005, and was academic All-Big Ten in 2003. He was a team captain as a senior and played on Iowa teams that were among the most successful in school history. Brian was part of two Big Ten championship teams (2002 and 2004).

Ferentz started at center in every game as a senior in 2005. He started eight games at right guard in 2004 as the Hawkeyes earned a share of the Big Ten title and a bid to the Capital One Bowl. Iowa won each of the eight games he started after he missed the first four games of the year due to injury. Ferentz earned the starting center position as a sophomore and started five games before missing the second half of the season due to injury.

During his tenure as a player, Iowa participated in the BCS FedEx Orange Bowl, two Outback Bowls, and a Capital One Bowl, compiling an overall record of 38-12. The Hawkeyes defeated Florida in the 2004 Outback Bowl and defending national champion LSU in the 2005 Capital One Bowl.

Ferentz was a member of Iowa's Leadership Council and as a senior was the recipient of the Hayden Fry "Extra Heartbeat Award". The annual award goes to the Hawkeye player who gives extraordinary effort on the field. He was recognized with the "Next Man In" award as a junior.

Brian was selected to participate in the 2006 Hula Bowl following his Hawkeye career. He signed a free agent contract with Atlanta and was a member of the Falcons practice squad in 2006. He was with the New Orleans Saints throughout their 2007 training camp.

He earned his bachelor's degree in history from Iowa in 2006.

Ferentz was born March 28, 1983, in Iowa City. He and his wife, Nikki, have a daughter, Presley, and a son, John.

## Ferentz' Coaching Career

Team	Position, Years
Iowa	OL, RGC, 2015-present
Iowa	OL, 2012-2014
New England	TE's, 2011
	Off. Ast., TE's, 2010
	Coaching Ast., 2009
	Scouting Ast., 2008


**Bobby Kennedy**
**Wide Receivers Coach**
**Fourth Year at Iowa**
**Recruits Dallas, Texas, Colorado and Kansas City area**

Bobby Kennedy is in his fourth year as wide receivers coach at the University of Iowa. Kennedy joined the Iowa program with 22 years of experience as a college coach. He served as wide receivers coach at the University

of Colorado in 2011 and 2012.

The Hawkeyes posted a perfect 12-0 regular season record in 2015, winning the West Division of the Big Ten Conference. Iowa participated in the 2016 Rose Bowl following a last-minute loss to Michigan State (16-13) in the Big Ten championship game and ended the season in the top 10 in the national rankings.

Iowa has participated in January bowl games the past three seasons, including the 2014 Outback Bowl, the 2015 TaxSlayer Bowl and the 2016 Rose Bowl. The Hawkeyes have ranked in the final top 10 of both major polls five times in the past 14 seasons.

Iowa's offense in 2015 averaged 30.9 points and 386.1 yards total offense, including 181.7 rushing and 204.4 passing yards per game. Iowa ranked in the top 25 nationally in fourth down conversions, fewest penalties and fewest turnovers. Wide receiver Matt VandeBerg led Iowa's receivers with 65 receptions for 703 yards and four touchdowns. His 65 catches rank third best in a single season at Iowa. Senior Tevaun Smith recorded 32 catches for 563 yards and three touchdowns, ending his career ranked 13th in career receiving yards (1,500).

Iowa averaged just over 400 yards total offense per game in 2014, including 237 passing yards per contest. That total ranks ninth best for a single season at Iowa. Iowa's total offense averaged over 400 yards per game for the first time since 2005. Senior Kevonte Martin-Manley became Iowa's career leader in pass receptions (174). Both Martin-Manley and senior Damond Powell signed free agent contracts immediately following the 2015 NFL Draft.

In his first year with the Hawkeyes, Kennedy assisted with an Iowa offense that averaged 377 yards total offense per game, including 197 passing yards per outing. Iowa registered eight wins, including five in the Big Ten to tie for second in the Legends Division. Iowa earned an invitation to the 2014 Outback Bowl.

Kennedy has coached four players to All-America honors, while nine of his players have earned first team all-conference recognition. He has coached in 15 bowl games, including four BCS games (two BCS championship games, two Rose Bowls and one Fiesta Bowl). In his first season at Colorado, he helped mold senior Toney Clemons into one of the nation's top receivers. Clemons was selected by Pittsburgh in the 2012 NFL Draft.

Kennedy joined the Colorado staff from the University of Texas, where he spent seven seasons (2004-10) as wide receivers coach, the last six as the assistant recruiting coordinator. In his time at Texas, Kennedy coached in two BCS National Championship games, the 2005 Rose Bowl victory over USC when the Longhorns won the national championship, and in 2009 against Alabama.

Kennedy's first season in Austin came immediately after the Longhorns had lost three wide receivers to the National Football League. He proceeded to build a receiver corps that included three Biletnikoff Award candidates, including two semifinalists and one finalist. In 2008, Jordan Shipley and Quan Cosby both

surpassed 85 receptions and 1,000 yards, becoming the 11th duo in NCAA history to each surpass 1,000 yards. In 2009, Shipley was a consensus All-American, setting Texas records for catches (116) and receiving yards (1,485), while matching the school record for receiving touchdowns (13).

His receivers amassed 142 catches in 2005, helping the Longhorns to the third-best single-season passing mark in school history. With the emergence of Colt McCoy at quarterback in 2006, the receivers increased those totals to 158 receptions for 2,180 yards and 25 touchdowns. In 2007, the receivers caught 187 passes for 2,275 yards and 18 touchdowns before the emergence of Cosby and Shipley. Shipley earned All-America honors in two seasons. Kennedy also coached five receivers to seven All-Big 12 honors in seven years.

Kennedy joined the Texas program from Washington, where he tutored wide receiver Reggie Williams to two All-America campaigns before he became the No. 9 overall pick in the 2004 NFL Draft. Williams set UW's single season mark for receptions (94) and receiving yards (1,454) in 2002. The following season he was fourth in the NCAA in receptions (7.4 per game) and 16th in yardage (92.4). He finished his career as Washington's all-time leading receiver with 238 receptions and 3,536 yards.

He coached running backs at Arizona in 2001, where he coached sophomore Clarence Farmer to first-team All-Pac 10 honors. Farmer led the league in rushing (111.7 yards per game), a mark that ranked 21st nationally.

Prior to Arizona, Kennedy had a six-year tenure at Wake Forest, coaching the Demon Deacon running backs in 1999-2000 after four years (1995-98) as receivers coach. He mentored Desmond Clark, the ACC's leading receiver, and Jammie Deese, who was second in the ACC in receiving, in 1998. After moving to the running backs spot, he coached Morgan Kane, who rushed for 1,161 yards and 10 touchdowns in 1999 while becoming the third leading rusher in school history.

Kennedy's first full time coaching position came at Wyoming, where he coached the wide receivers in 1993-94. He coached two extremely talented receivers while in Laramie in Ryan Yarborough, who was second in the NCAA in receptions in 1993, and Marcus Harris, who led the nation in receiving yards in 1994. Both Harris and Yarborough earned All-America honors.

Kennedy began his coaching career in the Big Ten Conference with two graduate assistant positions. He coached at Illinois in 1990 and 1991 and at Penn State in 1992. At Penn State, he worked with the tight ends and coached two future All-Americans in Troy Drayton and Kyle Brady.

He earned his degree in Political Science in 1989 from the University of Northern Colorado, after lettering at quarterback for four seasons (1985-88). He began his coaching career at Boulder High School, his alma mater, where he lettered in football and track.

Kennedy was born Dec. 13, 1966, in Denver, before growing up in Boulder. He is married to the former LaShonda Lawrence.

**Kennedy's Coaching Career**

<b>Team</b>	<b>Position, Years</b>
Iowa	WR, 2013-present
Colorado	WR, 2011-12
Texas	WR, 2004-10
Washington	WR, 2002-03
Arizona	RB, 2001
Wake Forest	RB, 1999-2000
Wake Forest	WR, 1995-98
Wyoming	WR, 1993-94
Penn State	GA, 1992
Illinois	GA, 1990-91





## Reese Morgan Defensive Line Coach 17th Year at Iowa Recruits Iowa, Nebraska, North Dakota and South Dakota

Reese Morgan, one of the most successful high school coaches in Iowa prep history, is in his 17th year as a member of the University of Iowa coaching staff. He is in his fifth year as Iowa's defensive line coach. Morgan served as Iowa's offensive line coach for nine seasons after spending the first three years on the staff as tight ends coach and recruiting coordinator.

The Hawkeyes posted a perfect 12-0 regular season record in 2015, winning the West Division of the Big Ten Conference. Iowa participated in the 2016 Rose Bowl following a last-minute loss to Michigan State (16-13) in the Big Ten championship game and ended the season in the top 10 in the national rankings.

Iowa has participated in January bowl games the past three seasons, including the 2014 Outback Bowl, the 2015 TaxSlayer Bowl and the 2016 Rose Bowl. The Hawkeyes have ranked in the final top 10 of both major polls five times in the past 14 seasons.

Iowa has appeared in nine January bowl games since 2001 and have recorded January bowl wins over Florida (2004 Outback), LSU (2005 Capital One), South Carolina (2009 Outback) and Georgia Tech (2010 Orange).

Iowa has won 116 games over the past 14 seasons, including 69 Big Ten games. Along with the 2015 division title, the Hawkeyes earned a share of the Big Ten title in both 2002 and 2004 and tied for second in 2009. Iowa has finished in the Big Ten's first division in 13 of the past 15 years.

The play of the defense has been a key part of Iowa's success. Iowa ranked fourth in the Big Ten and 15th in the nation in rushing defense in 2015, and was also among national leaders in pass break-ups (ninth), interceptions (10th), turnover margin (11th), and turnovers gained (13th). Tackle Jaleel Johnson returns for his senior season after earning honorable mention all-Big Ten honors a year ago.

The Iowa defense ranked seventh in the nation in pass defense and 22nd in total defense in 2014. Iowa led the Big Ten and ranked second in the nation in fewest penalties and penalty yards. Tackles Carl Davis and Louis Trinca-Pasat, along with end Drew Ott, were each named second team All-Big Ten. Davis was selected in the third round (Baltimore) of the 2015 NFL Draft, while Trinca-Pasat signed a free agent contract with St. Louis immediately following the draft.

The Hawkeyes won eight games in 2013, including five in the Big Ten to tie for second in the Legends Division. Iowa earned a spot in the 2014 Outback Bowl behind a solid defense that ranked among the national leaders in total defense (sixth), first downs allowed (seventh) pass defense (ninth), scoring defense (ninth), pass efficiency defense (17th) and rushing defense (19th).

Among the reasons for Iowa's history of success has been the play of Iowa's offensive line, working under the direction of Morgan. With two new starters in 2011, the Hawkeye offensive line led the way as Iowa's offense featured a 3,000-yard passing quarterback and a running back and wide receiver who each gained over 1,300 yards.

Morgan has coached three Outland Trophy winners, an award presented each year to the top interior offensive lineman in college football. Brandon Scherff, who was recruited and coached by Morgan his first two years at Iowa, earned the 2014 Outland Trophy. Following the 2003 season, Robert Gallery became Iowa's third Outland Trophy winner. As the head coach at Benton Community HS, Morgan coached Chad Hennings, the 1987 winner, who was a defensive tackle at the Air Force Academy. Hennings is a member of the College Football Hall of Fame.

In his last five seasons as Iowa's offensive line coach (2007-11), Morgan coached a Hawkeye player who would go on to be a first round selection in the NFL Draft.

Junior tackle Riley Reiff earned first team all-Big Ten honors in 2011, along with earning All-America recognition from several outlets. In addition, senior guard Adam Gettis was named second team all-Big Ten and junior center James Ferentz and senior tackle Markus Zusevics earned honorable mention recognition.

Reiff declared for the NFL Draft following his junior season and was selected in the first round by the Detroit Lions. As the 23rd overall selection, Reiff became Iowa's third first round selection in three years. In addition, Gettis was selected in the fifth round by Washington and Zusevics signed an NFL free agent contract with New England the day after the draft. Iowa has had at least one offensive lineman selected in 10 of the last 13 NFL Drafts.

Iowa's offensive line featured three first-year starters in 2010. Still, the Hawkeyes ranked among the national leaders in fewest penalties, fewest penalty yards, QB sacks allowed and fewest turnovers. Guard Julian Vandervelde and Reiff earned second team all-Big Ten honors. Vandervelde was selected in the fifth round of the 2011 NFL Draft by Philadelphia.

In 2009, tackle Bryan Bulaga was named Big Ten Offensive Lineman of the Year, earning first team all-conference honors. Dace Richardson returned to earn first team honors after missing over a year and a half due to injury.

Bulaga declared for the NFL Draft following his junior season in 2009 and was the 23rd player selected in the 2010 NFL Draft when he was taken by the Green Bay Packers. Tackle Kyle Calloway was selected in the sixth round by the Buffalo Bills. Bulaga earned a starting spot at right tackle for the Super Bowl champion Packers as

a rookie, becoming the youngest player ever to start in the Super Bowl.

Iowa, in 2008, ranked third in the Big Ten and 26th nationally in rushing yards per game (188.7). Iowa featured running back Shonn Greene, who earned the Doak Walker Award as the top running back in the nation. Greene was the only running back in the nation to rush for over 100 yards in every game during the 2008 season.

Senior Seth Olsen led the way for the Hawkeyes in 2008, earning first team All-Big Ten honors and All-America recognition. Center Rob Bruggeman and tackles Kyle Calloway and Bulaga all earned second team all-conference recognition. Olsen was selected in the fourth round of the 2009 NFL Draft by Denver. Bruggeman signed a free agent contract with Tampa Bay immediately following the draft.

The 2006 Hawkeyes ranked third in the Big Ten in total offense (just a yard behind second place Ohio State) and second in pass offense. In 2005, Iowa boasted the Big Ten's leading rusher and the league's best red zone offense.

In the 2007 NFL Draft, Marshal Yanda (Baltimore) was selected in the third round and Mike Elgin (New England) was a seventh round selection. In addition, Mike Jones signed a free agent contract with the San Diego Chargers. Jones was a first team all-Big Ten selection, while Yanda earned second team honors. Elgin was a first team academic All-American in each of his final two seasons. Yanda has started at both guard and tackle for the Ravens over the past nine seasons. He played a key role in Baltimore's drive to the 2013 Super Bowl championship and is a five-time Pro Bowl selection. Yanda was named the second-ever winner of the prestigious Bruce Matthews award following the 2014 season, an honor bestowed upon the top offensive lineman in the NFL.

In 2005, the Hawkeyes averaged 30 points a game behind quarterback Drew Tate and Big Ten rushing leader Albert Young. Senior center Brian Ferentz started the final 20 games of his career in 2004 and 2005 and signed a free agent contract with Atlanta immediately following the 2006 NFL Draft.

Due to a number of injuries to Iowa running backs in 2004, Iowa developed one of the most dangerous passing attacks in the nation. The Hawkeyes scored 23 points or more in the final five games of the season, including 30 points in wins over Wisconsin and LSU. For the year, Iowa ranked second in the Big Ten in passing offense, pass efficiency and red zone offense.

Right tackle Pete McMahon was the lone senior in 2004 in the offensive line. Facing two of the more-highly regarded defensive ends in the nation in Iowa's final two games, McMahon led by example by controlling his opponents, who were both first round selections in the NFL Draft. McMahon was taken in the NFL Draft by the Oakland Raiders.

Anchored by consensus All-American and Outland Trophy winner Robert Gallery at left tackle, Iowa's offensive line had four new starters to start the 2003 season. By the end of the year, in which the Hawkeyes won 10 games and featured RB Fred Russell with over 1,300 rushing yards, the offensive line had meshed together as one of Iowa's strong points. The Hawkeyes ended the season by rushing for over 200 yards in a win at Wisconsin and in the Outback Bowl win over Florida. Gallery was the second player selected in the 2004 NFL Draft.

As tight ends coach in 2002, Morgan coached tight end Dallas Clark to consensus All-America honors. Clark was also named winner of the John Mackey Award, which goes annually to college football's top tight end. Clark was named to at least seven first team All-America teams. Clark earned a Super Bowl championship with the Indianapolis Colts and earned all-Pro honors in 2009. Clark had 31 receptions for 343 yards and three touchdowns for the Baltimore Ravens in 2013 before retiring from the NFL in June 2014.

Morgan became part of the Iowa staff after eight years as head coach at West HS in Iowa City. West won state Class 4A (largest class in the state) titles in 1995, 1998 and 1999. Morgan left the program with a 26-game winning streak.

Between 1994 and 1999 his West High School teams were 62-7, while his overall record at West was 67-20. He has totaled 146 career prep victories and is a member of the Iowa High School Coach's Hall of Fame. He also served as Assistant Principal and Dean of Students at West.

Reese also served as a teacher (1973-92), assistant football coach (1973-77) and head football coach (1978-91) at Benton Community High School. He led Benton Community into the state playoffs on three occasions.

Morgan attended St. Mary's High School in Lorain, Ohio. He lettered three times in football and one year in track and field. Reese was a four-year letterman (linebacker) at Wartburg College and was team captain as a senior in 1971.

Morgan earned his B.A. degree in education from Wartburg and earned a master's degree in educational administration from the University of Northern Iowa.

Morgan was born June 22, 1950. Reese and his wife, Jo, have two daughters, Jessica and Caitlin, along with granddaughters Morgan and Hayden, and grandsons Cade and Jace.

## Morgan's Coaching Career

Team	Position, Years
Iowa	DL, 2012-present
Iowa	OL, 2003-2011
Iowa	RC, 2000-02
West HS	HC, 1992-99
Benton Community HS	HC, 1978-91
Benton Community HS	AC, 1973-77



**Seth Wallace**  
**Linebackers Coach**  
**Sixth Year at Iowa**

Seth Wallace was named linebackers coach at the University of Iowa in January, 2016. He served as Iowa's recruiting coordinator in 2014 and 2015, while also coaching cornerbacks and nickelbacks in 2015, and working with the defensive line in 2014. Wallace previously served as a graduate assistant coach on the

Iowa staff for three seasons (2006-08).

The Hawkeyes posted a perfect 12-0 regular season record in 2015, winning the West Division of the Big Ten Conference. Iowa participated in the 2016 Rose Bowl following a last-minute loss to Michigan State (16-13) in the Big Ten championship game. Junior cornerback Desmond King earned consensus All-America honors, while winning the Jim Thorpe Award and being named the Tatum-Woodson Big Ten Defensive Back of the Year.

Iowa ranked first in the Big Ten and 10th in the nation in pass interceptions in 2015, while also ranking in the top 20 nationally in pass break-ups, turnover margin, turnovers gained, and rushing defense. Seven defensive players earned All-Big Ten recognition.

In 2014, Wallace assisted with an Iowa defense that ranked seventh in the nation in pass defense and 22nd in total defense. Iowa led the Big Ten and ranked second in the nation in fewest penalties and penalty yards. Senior tackles Carl Davis and Louis Trinca-Pasat, along with junior end Drew Ott were each named second team All-Big Ten.

Wallace returned to the Iowa staff from Valdosta State University, where he served as defensive coordinator from 2010-13. Wallace coached the Valdosta State defensive line in 2013 and the defensive backs from 2009-2012. He joined the Valdosta State staff after his three-year stint with the Iowa program.

In his 15 seasons coaching on the collegiate level, Wallace has served as both offensive and defensive coordinator, coached defensive backs, defensive line and wide receivers, along with holding special teams duties in 12 of the 15 seasons.

Iowa won the Outback Bowl following the 2008 season and also played in the 2006 Alamo Bowl. Valdosta State appeared in the NCAA Division II playoffs in 2010 and won the national title in 2012, while Coe College advanced to the Division III quarterfinals in 2002. He has coached 13 players who have earned All-America recognition and 16 players who have gone on to play professional football.

Wallace helped Valdosta State win the 2012 NCAA Division II national title with a 12-2 overall record. Valdosta State won the 2010 Gulf South Conference title and advanced to the NCAA playoffs. Since 2010, Valdosta State has ranked in the top 25 percent nationally in several defensive categories, including scoring defense, pass efficiency defense, red zone defense, interceptions and turnovers gained.

In both 2010 and 2011, Valdosta State ranked in the top three in the conference in seven defensive categories. The Valdosta State defense scored seven touchdowns and recorded three safeties. Valdosta State special teams led the league in kickoff coverage in 2010 and ranked second in 2011.

During his previous time on the Iowa coaching staff, Wallace worked with the Iowa defense, primarily the defensive secondary. The Hawkeyes posted a 9-4 record in 2008, including a win over South Carolina in the 2009 Outback Bowl. Iowa ranked fourth in the nation while tying a school record with 23 interceptions in 2008. Iowa led the Big Ten and ranked fifth nationally in pass efficiency defense (98.3) and scoring defense (13.0). Iowa also led the Big Ten in fewest touchdowns allowed, turnovers gained, pass efficiency defense and punt return defense.

Wallace also gained college coaching experience at Lake Forest College (2003-05) in Lake Forest, Illinois, and Coe College (2001-02) in Cedar Rapids, Iowa. He was offensive coordinator at Lake Forest in 2004 and 2005 as the team set school records for passing offense and total offense.

Lake Forest posted an 8-2 record in 2004 after a 7-3 mark the previous season. Wallace was defensive secondary coach and special teams coordinator in 2003 as Lake Forest led the conference in scoring defense, pass defense and total defense.

Wallace began his coaching career at Coe College in 2001, serving as wide receivers and tight ends coach, while assisting with special teams for two seasons. Coe posted a 10-2 record in 2002, winning the Iowa Conference title while ranking 14th nationally in Division III. The 10 wins set a school record for single season victories as Coe ranked first in the league in total offense in 2002 and first in passing offense in 2001. The Kohawks ranked first in the league and second in the nation in kickoff returns in 2001 and first and 11th in that category, respectively, the following season.

Wallace attended Grinnell High School in Grinnell, Iowa, and was a four-year letterman (1997-2000) in football at Coe College. He was a team captain and twice earned all-conference honors as a wide receiver at Coe. He led the league in receiving in 2000 and ranks in the top four at Coe in season and career receiving. Wallace led the nation in punt returns in 1997 and is Coe's career leader. He earned all-state honors as a prep and competed in the Iowa Shrine Bowl following his senior season.

Wallace earned his bachelor's degree in physical education from Coe College in 2001 and his master's degree in sports management from the University of Iowa in 2008.

Wallace was born Jan. 8, 1979, in Danville, Kentucky. He and his wife, Erica, have a son, Landry, and a daughter, Maci.

### Wallace's Coaching Career

Team	Position, Years
Iowa	LB, 2016-Present
Iowa	RC, CB, NB, 2015
Iowa	RC, 2014-15
Valdosta State	DC, 2011-13
Valdosta State	DL, 2013
Valdosta State	DB, 2009-12
Iowa	GA, 2006-08
Lake Forest	OC, ST, 2004-05
Lake Forest	DB, ST, 2003
Coe College	WR, TE, ST, 2001-02





**Chris White**  
**Running Backs & Special Teams Coach**  
**Fourth Year at Iowa**  
**Recruits New Jersey, Maryland and Pennsylvania**

Chris White is in his fourth year as an assistant football coach at the University of Iowa. Chris spent the previous four years on the coaching staff of the Minnesota Vikings. White coaches Hawkeye running backs and coordinates special teams. He was recognized by Rivals.com in 2014 as one of the top recruiters in the Big Ten Conference.

The Hawkeyes posted a perfect 12-0 regular season record in 2015, winning the West Division of the Big Ten Conference. Iowa participated in the 2016 Rose Bowl following a last-minute loss to Michigan State (16-13) in the Big Ten championship game and ended the season in the top 10 in the national rankings.

Iowa has participated in January bowl games the past three seasons, including the 2014 Outback Bowl, the 2015 TaxSlayer Bowl and the 2016 Rose Bowl. The Hawkeyes have ranked in the final top 10 of both major polls five times in the past 14 seasons.

Iowa's offense in 2015 averaged 30.9 points and 386.1 yards total offense. The Hawkeyes averaged 181.7 rushing yards per game, their highest rushing average since 2008. Iowa ranked in the top 25 nationally in fourth down conversions, fewest penalties and fewest turnovers.

Iowa featured a trio of running backs in 2015. Jordan Canzeri led the ground game with 984 yards and 12 touchdowns, while LeShun Daniels, Jr. added 646 yards and eight touchdowns, and Akrum Wadley totaled 496 yards and seven scores.

Those three averaged 5.2 yards per carry while combining for 2,126 rushing yards and 27 touchdowns. Canzeri completed his career with 2,073 yards to rank 13th in career rushing, while Daniels and Wadley return in 2016.

White also directs Iowa's special teams. The Hawkeyes were second in the Big Ten and 11th in the nation in punt returns last season and fourth in the nation in kickoff returns. Individually, Desmond King was second in the league and seventh in the nation in punt return average.

In 2014, running back Mark Weisman concluded his career with over 2,600 rushing yards, ranking sixth in career rushing and 10th in career scoring. His 16 rushing touchdowns in 2014 rank third best at Iowa for a single season. Weisman signed a free agent contract with Cincinnati immediately following the 2015 NFL Draft.

In his first year with the Hawkeyes, White assisted with an Iowa offense that averaged 377 yards total offense per game, including 179 rushing yards per outing. Iowa posted eight wins, including five in the Big Ten to tie for second in the Legends Division.

Weisman rushed for 975 yards to lead Iowa's ground game in 2013, while Canzeri gained 481 yards and Damon Bullock rushed for 467 yards.

In 2013, Kevonte Martin-Manley ranked second in the Big Ten and eighth in the nation in punt returns (15.7), returning back-to-back punts for touchdowns in a win over Western Michigan. Jordan Cotton ranked fourth in the Big Ten with a 25.2 average on KO returns, setting an Outback Bowl record with a 96-yard return.

Prior to his four seasons with the Vikings, White coached on the collegiate level for 17 years. White assisted in coaching the Viking special teams in his four years in Minnesota. In 2012, Minnesota posted a 10-6 record, earning a Wild Card playoff berth while setting a team record for biggest turnaround in victories from one season to the next.

In 2012, Minnesota's special teams were recognized with the No. 1 ranking in the well-respected Dallas Morning News season-ending special teams' evaluations. The special teams unit was headlined by rookie kicker Blair Walsh's record-setting season, as he earned All-Pro and Pro Bowl honors. His 141 points are the second-most ever by an NFL rookie and rank second in club history.

In his last two seasons in Minnesota, the Vikings' 26.8-yard kickoff return average led the NFL. Defensively, the Vikings led the NFL by

allowing only 18 kickoff returns of 20-plus yards. Minnesota was third in the NFL with an average starting field position at the 24.6 yard line following kickoff returns, and had six kickoff returns of 40-plus yards. The return units earned a place in the Minnesota record book by returning both a kick and punt return for a touchdown at Detroit.

After joining the Vikings in 2009, White helped oversee a special teams unit that sent a pair of members to the Pro Bowl and made an impact on the Vikings record book along the way. The Vikings special teams were instrumental in the team winning a second consecutive NFC North title and winning 12 games in the regular season, tied for the second-best total in team history.

The 2009 special teams were represented at the Pro Bowl by returner Percy Harvin and cover man Heath Farwell. Harvin set a Vikings record by returning a pair of kickoff returns for touchdowns during the season, including a 101-yard return that ties as the second-longest in Vikings history.

White joined the Vikings after a nine-year stint at Syracuse University where, at different times throughout his tenure, he coached wide receivers and tight ends, and was the special teams' coordinator and recruiting coordinator. White's nine seasons at Syracuse were highlighted by a 2001 Insight Bowl victory and a share of the Big East championship in 2004. A combined seven units ranked in the nation's top 20 under White's direction as special teams coordinator from 2000-03.

White served as the Orange's wide receivers coach and recruiting coordinator, a post he moved to prior to the 2005 season. He spent his first three years at Syracuse working with the tight ends and as special teams' coordinator. From the start of the 2000 season until he left his post as special teams coordinator in 2003, only seven teams in the country blocked more kicks than the Orange (22). Syracuse also scored eight touchdowns on special teams during the same time frame.

White served a dual-role at Cal Poly-San Luis Obispo in 1999, working as both defensive and special teams' coordinator. White spent three seasons at UNLV (1996-98), serving as linebackers coach and special teams' coordinator. The lone head coaching job of White's career came during a three-year stint with Bishop Manogue High School in Reno from 1994-96. He was named the Northern Nevada Coach of the Year in 1996.

White's first full-time role in coaching came as the assistant quarterbacks coach for the College of the Holy Cross (Mass., 1993-94). In his two years at that post, both of the Crusaders starting quarterbacks ended their respective seasons with quarterback efficiency ratings over 100. White began his coaching career as a graduate assistant coach at Syracuse (1990-91) and Arkansas State (1992).

In his first stint at Syracuse, White worked with former Vikings quarterback coach Kevin Rogers and Paul Pasqualoni. The Orange won the 1990 Aloha and 1991 Hall of Fame bowls.

During his college career, White was a four-year starter at quarterback for Colby College (Maine) and was a team captain as a senior. As a prep, he attended Philips Exeter Academy. White earned his bachelor's degree in government in 1990 and a master's degree in education from Syracuse in 1992.

White was born June 29, 1967, and is a native of Groveland, Massachusetts. He and his wife, Angel, have two daughters, Payton and Riley.

### White's Coaching Career

Team	Position, Years
Iowa	RBs, ST, 2013-present
Minnesota Vikings	ST, 2009-12
Syracuse	WRs, 2005-08
Syracuse	TEs, RC, 2004
Syracuse	TEs, ST, 2000-03
Cal Poly-San Luis Obispo	DC, ST, 1999
Nevada-Las Vegas	LBs, ST, 1996-98
Holy Cross	QBs, 1993
Arkansas State	GA, 1992
Syracuse	GA, 1990-91



## LeVar Woods

**Tight Ends & Special Teams Coach**

**Ninth Year at Iowa**

**Recruits Dallas, Texas and Atlanta, Georgia areas**

LeVar Woods, a three-year football letterman at the University of Iowa and a veteran of seven seasons in the National Football League, is in his second season coaching the Iowa tight ends. He also assists with the Hawkeye special teams.

Woods coached Iowa linebackers for three seasons (2012-14) and previously served as an administrative assistant with the Iowa program (2008-11).

The Hawkeyes posted a perfect 12-0 regular season record in 2015, winning the West Division of the Big Ten Conference. Iowa participated in the 2016 Rose Bowl following a last-minute loss to Michigan State (16-13) in the Big Ten championship game and ended the season in the top 10 in the national rankings.

Iowa has participated in January bowl games the past three seasons, including the 2014 Outback Bowl, the 2015 TaxSlayer Bowl and the 2016 Rose Bowl. The Hawkeyes have ranked in the final top 10 of both major polls five times in the past 14 seasons.

Iowa has appeared in nine January bowl games since 2001 and have recorded January bowl wins over Florida (2004 Outback), LSU (2005 Capital One), South Carolina (2009 Outback) and Georgia Tech (2010 Orange).

Iowa has won 116 games over the past 14 seasons, including 69 Big Ten games. Along with the 2015 division title, the Hawkeyes earned a share of the Big Ten title in both 2002 and 2004 and tied for second in 2009. Iowa has finished in the Big Ten's first division in 13 of the past 15 years.

Iowa's offense in 2015 averaged 30.9 points and 386.1 yards total offense, including 181.7 rushing and 204.4 passing yards per game. Iowa ranked in the top 25 nationally in fourth down conversions, fewest penalties and fewest turnovers.

Iowa's tight end continued to play a key role in the offense in 2015, and Henry Krieger Coble and George Kittle combined for 55 receptions for 695 yards and seven touchdowns. Krieger Coble signed a free agent contract with Denver following the 2016 NFL Draft, while Kittle returns for his senior season in 2016.

Woods coached Iowa linebackers in 2014, as the Hawkeye defense ranked seventh in the nation in pass defense and 22nd in total defense. Iowa led the Big Ten and ranked second in the nation in fewest penalties and penalty yards. In his first year as a starter, Quinton Alston ranked second on the team in tackles and earned second team all-Big Ten honors.

In 2013, Woods joined with Jim Reid in coaching three senior linebackers who served as the leaders of Iowa's defense. Anthony Hitchens, Christian Kirksey, and James Morris each recorded over 100 tackles while earning all-Big Ten recognition. The trio each recorded over 250 career tackles and combined for 950 total tackles in helping Iowa appear in three bowl games.

Kirksey was selected in the third round of the 2014 NFL Draft by Cleveland, while Hitchens was selected by Dallas in the fourth round. Hitchens and Kirksey have both been starters in the NFL the past two seasons. Morris signed an NFL free agent contract with New England immediately following the draft and was with the Super Bowl champions throughout the season. He spent the majority of the 2015 season with the New York Giants.

Due to the play of the Iowa defense, Reid and Woods were named by FootballScoop as national Linebackers Coaches of the Year. Iowa earned a spot in the 2014 Outback Bowl behind a solid defense that ranked among the national leaders in total defense (sixth), first downs allowed (seventh) pass defense (ninth), scoring defense (ninth), pass efficiency defense (17th) and rushing defense (19th). The Hawkeyes recorded eight wins, including five in the Big Ten to tie for second in the Legends Division.

Under the direction of Woods, Iowa's linebackers also held the top three spots on the tackle chart in 2012. Hitchens not only led Iowa in tackles, but also led the Big Ten and ranked sixth in the nation. Morris ranked third in the Big Ten and 13th nationally. Kirksey was third on the team in tackles, while ranking second in the nation with four recovered fumbles. He was also one of eight players in the nation with two touchdowns on interception returns.

Woods served as Iowa's defensive line coach in the 2011 Insight Bowl. Despite the loss to 14th-ranked Oklahoma, the Hawkeye defense held the Sooners to a season-low 275 yards total offense and just 114 net rushing yards. Iowa linemen recorded four tackles for loss, two sacks and an interception.

As an administrative assistant, Woods assisted the coaching staff in compiling statistical information, gathering information on opponents and recruits and assisting in the day to day operation of the football office.

During his NFL playing career, Woods played for Arizona, Chicago, Detroit and Tennessee. Woods signed with the Cardinals as a free agent in 2001 and spent the first four years of his career in Arizona.

In 88 career games Woods totaled 168 tackles, 2.5 QB sacks, four fumble recoveries and one forced fumble.

Woods teams with fellow NFL player Kyle Vanden Bosch (both are graduates of West Lyon HS in Inwood, Iowa) in hosting a youth football camp in their hometown. He has also founded the LeVar Woods Football Academy in Okoboji, Iowa, teaching fundamentals and techniques to youth and high school athletes.

During his stint with the Cardinals, Woods was named a finalist for both the Byron "Whizzer" White and Walter Payton Man of the Year awards, recognizing his contributions to charity.

Woods has been involved with several charitable organizations throughout his career, including the Garth Brooks Teammates for Kids foundation, Homeward Bound, Soup Kitchen, Youth Christmas shopping trips and, Milk and Cookies Youth Reading Program, along with speaking engagements to elementary school children. Woods has also been instrumental in developing the Hawkeye Readers youth reading program in conjunction with the Iowa City: UNESCO City of Literature, which helps promote the importance of literacy to children.

He has also been involved with the NFL's Executive and Entrepreneurship programs through the University of Pennsylvania's Wharton School of Business, the Kellogg Business School at Northwestern University and the Stanford School of Business.

Woods lettered as a member of the Hawkeye football team from 1998-2000. He was a two-year starter at outside linebacker, totaling 165 career tackles, including 18 tackles for loss and four sacks.

He was a team captain as a senior in 2000 and earned honorable mention All-Big Ten honors from both league coaches and media after recording 97 tackles. He was selected for the Blue-Gray All-Star game following his senior season.

Along with serving as defensive team captain, Woods was co-Most Valuable Player and the recipient of the Hayden Fry "Extra Heartbeat Award", given each year to the Hawkeye player who gives extraordinary effort on the field.

Woods attended West Lyon HS in Inwood, Iowa, where he earned all-state honors and was the Class 2A Player of the Year as a senior. He rushed for 1,226 yards and eight touchdowns as a senior, while totaling 50 tackles, nine QB sacks and two recovered fumbles as a defensive end.

He earned his degree in elementary education from the University of Iowa in December, 2000.

Woods was born March 15, 1978, in Cleveland, Ohio. LeVar and his wife, Meghann, have three children, daughters Sydney and Whitney, and a son, Mason.

### Woods' Coaching Career

Team	Position, Years
Iowa	TE, ST, 2015-present
Iowa	LB, ST, 2012-14
Iowa	AA, 2008-11





**Chris Doyle**  
**Strength & Conditioning Coach**  
**18th Year at Iowa**

Chris Doyle is in his 18th year as strength and conditioning coach for the University of Iowa football program.

As the head of Iowa's strength and conditioning program, Doyle has helped the Hawkeye program participate in 13 bowl games since 2001, including the 2016 Rose Bowl.

The Hawkeyes posted a perfect 12-0 regular season record in 2015, winning the West Division of the Big Ten Conference. Iowa participated in the 2016 Rose Bowl following a last-minute loss to Michigan State (16-13) in the Big Ten championship game and ended the season in the top 10 in the national rankings.

Iowa has participated in January bowl games the past three seasons, including the 2014 Outback Bowl, the 2015 TaxSlayer Bowl and the 2016 Rose Bowl. The Hawkeyes have ranked in the final top 10 of both major polls five times in the past 14 seasons.

Iowa has appeared in nine January bowl games since 2001 and have recorded January bowl wins over Florida (2004 Outback), LSU (2005 Capital One), South Carolina (2009 Outback) and Georgia Tech (2010 Orange).

Iowa has won 116 games over the past 14 seasons, including 69 Big Ten games. Along with the 2015 division title, the Hawkeyes earned a share of the Big Ten title in both 2002 and 2004 and tied for second in 2009. Iowa has finished in the Big Ten's first division in 13 of the past 15 years.

Doyle is a certified strength and conditioning specialist with the Collegiate Strength and Conditioning Association (CSCCa). Doyle was elected to serve as a member of the CSCCa Board of Directors at the organization's 16th annual national conference this past spring.

Doyle was presented with the certification of Master Strength and Conditioning Coach by the CSCCa in 2012. The certification is considered the highest honor that can be achieved in the coaching profession of Strength and Conditioning, and represents professionalism, knowledge, experience, expertise and longevity in the field.

The NSCA named Doyle the Big Ten Strength Coach of the Year in 1999. He was one of 20 nominees for the Professional of the Year Award, given annually and selected by the NSCA membership. The award recognizes college professionals who have shown excellence in strength training and conditioning programs.

He served as director of strength and conditioning for the University of Utah in 1998. Under Doyle's direction the Utah basketball team played in the national championship game. While in Utah, Doyle also served as state director for the NSCA.

Doyle was assistant strength and conditioning coach at the University of Wisconsin from 1996-98. He oversaw the training programs for football and hockey teams during this time. The Badger football team participated in two bowl games (Copper and Outback) and the hockey team won the WCHA championship during his tenure.

As a strength and conditioning professional, Doyle has tutored 194 student-athletes who have advanced to the professional ranks in the NFL, NHL and NBA. Iowa has had a total of 44 players selected in the past 12 NFL drafts, including six in each of the 2010, 2011 and 2012 drafts, and three in the 2014 and 2015 drafts.

Overall, 53 Iowa players have been drafted in the past 14 years, with seven first round selections and 10 players being selected among the top 50 picks. In addition, 64 additional Hawkeye players signed free agent contracts in the past 11 years. Iowa, since 2003, has seen five former walk-ons selected in the NFL Draft.

Over the past 15 years, 140 of 157 (89 percent) of Iowa's senior starters were selected in the NFL Draft or signed to a NFL free agent contract. Austin Blythe was selected in the 2016 draft, while four additional Hawkeyes signed free agent contracts with NFL teams. Three Hawkeyes were selected in the 2015 NFL Draft, while seven additional seniors signed free agent contracts immediately following the draft. Iowa has had a first round selection in four of the past seven drafts, including OL Brandon Scherff (5th selection) in the 2015 NFL Draft.

Doyle has mentored 60 former assistants who have advanced in the field of Strength and Conditioning, with 21 becoming head strength and conditioning coaches.

Doyle served as offensive line coach at Holy Cross from 1992-95. He also worked as a graduate assistant at Notre Dame in 1991 and Syracuse in 1990. Notre Dame won the 1992 Sugar Bowl following the 1991 season and Syracuse won the 1990 Aloha Bowl.


Doyle was a three-year starter on the offensive line at Boston University from 1986-88. He served as a student assistant for the football program there in 1989.

Doyle earned his B.S. in human movement from Boston University in 1990 and his M.Ed. in education from Boston University in 1991.

Doyle was born June 30, 1968. Chris is from Quincy, Massachusetts, and attended Boston College High School. He was inducted into the Boston College High School Hall of Fame in 2004. Chris and his wife, Tia, have three sons, Declan, Donovan and Dillon.

### Doyle's Coaching Career

Team	Position, Years
Iowa	Head Strength & Conditioning Coach, 1999-present
Utah	Director of Strength & Conditioning, 1998
Wisconsin	Assistant Strength Coach, 1996-97
Holy Cross	Offensive Line Coach, 1992-95
Notre Dame	Graduate Assistant, 1991
Syracuse	Graduate Assistant, 1990



**Raimond Braithwaite**  
 Assistant Strength & Conditioning Coach  
 12th Year at Iowa

Raimond Braithwaite is in his 12th year as assistant strength and conditioning coach with the University of Iowa football program. Braithwaite was a member of the Iowa staff from 2002-04 and rejoined the Hawkeye program after serving as the head strength and conditioning coach at Delaware State (2005-07).

The Hawkeyes posted a perfect 12-0 regular season record in 2015, winning the West Division of the Big Ten Conference. Iowa participated in the 2016 Rose Bowl following a last-minute loss to Michigan State (16-13) in the Big Ten championship game and ended the season in the top 10 in the national rankings.

Iowa has participated in January bowl games the past three seasons, including the 2014 Outback Bowl, the 2015 TaxSlayer Bowl and the 2016 Rose Bowl. The Hawkeyes have ranked in the final top 10 of both major polls five times in the past 14 seasons.

Iowa has appeared in nine January bowl games since 2001 and have recorded January bowl wins over Florida (2004 Outback), LSU (2005 Capital One), South Carolina (2009 Outback) and Georgia Tech (2010 Orange).

Iowa has won 116 games over the past 14 seasons, including 69 Big Ten games. Along with the 2015 division title, the Hawkeyes earned a share of the Big Ten title in both 2002 and 2004 and tied for second in 2009. Iowa has finished in the Big Ten's first division in 13 of the past 15 years.

At Delaware State, Braithwaite helped lead the Hornets to a 25-9 record in three seasons. In 2007, Delaware State finished 10-2, the best season in school history. The Hornets also won the Mid-Eastern Athletic Conference with a perfect 8-0 record. Delaware State was ranked as high as eighth during the season and finished the season ranked 15th after a loss to Delaware in the first round of the playoffs. Delaware State was 7-4 in 2005 and 8-3 in 2006.

Braithwaite assisted in opening a new 10,000 square-foot weight facility at Delaware State, which is one of the largest in the region. Delaware State was coached by Al Lavan, who served on the Baltimore Ravens staff with Iowa Coach Kirk Ferentz. Lavan finished as the runner-up for national Coach of the Year honors in 2007.

Braithwaite first joined the Iowa football program after serving as a graduate assistant strength and conditioning coach at Florida State University during the 2002 spring. Braithwaite worked with the football and women's golf teams at Florida State, where his responsibilities included lifting technique instruction, organization of football lifting groups, assisting in the administration of torso development and dynamic warm-up to football lifting groups and assisting in the maintenance of equipment in the weight room facility.

Braithwaite served as an intern at Florida State during the fall of 2001, assisting in the instruction of workout programs for various FSU athletic teams, including football, softball and men's and women's golf.

Braithwaite earned a bachelor's degree in Sports Science from the University of West Florida in 1999 and earned his master's degree in Science in Exercise Physiology from Florida State University in 2001.

Raimond is a certified member of the Collegiate Strength and Conditioning Coaches Association (CSCCa).

Braithwaite competed in both football and basketball at New Berlin Central HS in New Berlin, New York.

Raimond was born Nov. 11, 1977, in Queens, New York. Raimond and his wife, Jenny, have three children, daughters Cameron and Maxine, and a son, Conner.



**Justin Lima**  
 Assistant Strength & Conditioning Coach  
 Fourth Year at Iowa

Justin Lima is in his fourth year as an assistant strength and conditioning coach with the University of Iowa football program.

The Hawkeyes posted a perfect 12-0 regular season record in 2015, winning the West Division of the Big Ten Conference. Iowa participated in the 2016 Rose Bowl following a

last-minute loss to Michigan State (16-13) in the Big Ten championship game and ended the season in the top 10 in the national rankings.

Iowa has participated in January bowl games the past three seasons, including the 2014 Outback Bowl, the 2015 TaxSlayer Bowl and the 2016 Rose Bowl. The Hawkeyes have ranked in the final top 10 of both major polls five times in the past 14 seasons.

Lima joined the Iowa staff from the University of Maryland, where he worked with the Terrapin football team for two seasons, assisting the Terrapins to a bowl eligible season his final year.

Lima is a strength and conditioning coach (SCCC) certified through the Collegiate Strength and Conditioning Coaches Association, and a Level 1 Exercise Nutrition Coach (Pn1) through Precision Nutrition.

Lima attended Bridgewater State University, where he played offensive line for four years. Justin earned his bachelor's degree in criminal justice and master's degree in Strength and Conditioning, both from Bridgewater State.

While working on his master's degree he served internships at Harvard University and the University of Iowa. Lima worked with the Hawkeye football program in the summer of 2012.

Lima was born May 23, 1987, and is a native of Mashpee, Massachusetts. His wife's name is Megan, and the couple resides in Coralville.





**Cody Myers**  
Assistant Strength & Conditioning Coach  
Third Year at Iowa

Cody Myers is in his third year as an assistant strength and conditioning coach with the University of Iowa football program.

The Hawkeyes posted a perfect 12-0 regular season record in 2015, winning the West Division of the Big Ten Conference. Iowa participated in the 2016 Rose Bowl following a last-minute loss to Michigan State (16-13) in the Big Ten championship game and ended the season in the top 10 in the national rankings.

Iowa has participated in January bowl games the past three seasons, including the 2014 Outback Bowl, the 2015 TaxSlayer Bowl and the 2016 Rose Bowl. The Hawkeyes have ranked in the final top 10 of both major polls five times in the past 14 seasons.

Myers previously served as assistant coordinator of strength and conditioning at Coe College. He was an intern with the Iowa football strength and conditioning program beginning in 2014.

At Coe, Myers designed and implemented strength and conditioning programs for the baseball and softball programs, while assisting with the football, volleyball, men's and women's basketball and wrestling teams.

Myers' duties also included physical testing and analysis, design and implementation of nutrition plan, assisting in weight room maintenance, budgeting and equipment purchases and assisting in design and implementation of Intern Development Program.


As an intern at Iowa Myers assisted in daily preparation and coverage for speed and strength and conditioning stations. Myers completed a comprehensive internship program laid out by the head coach.

Myers is Strength and Conditioning Coach Certified (SCCC) through the Collegiate Strength and Conditioning Coaches Association, and is a Certified Strength and Conditioning Specialist with the National Strength and Conditioning Association (NSCA).

Myers is a veteran of the United States Marine Corps (2003-10) and a veteran of the Iraq War and the Global War on Terrorism. While serving, he held earned the rank of Corporal and held the positions of Fire Team Leader and Vehicle Commander. He conducted security operations and escorted high ranking officials.

Myers earned his Associate Degree from Kirkwood Community College and his bachelor's degree in physical education from Coe College in 2015.

Myers was born May 8, 1984, and is a native of Keosauqua, Iowa, where he attended Van Buren High School. His wife's name is Nicole, and he has a son, Gunner.



**Joel Welsh, Jr.**  
Assistant Strength & Conditioning Coach  
Fifth Year at Iowa

Joel Welsh, Jr. is in his fifth year as a strength and conditioning assistant coach at the University of Iowa. He served as an intern with the Iowa football program during the 2011 summer.

The Hawkeyes posted a perfect 12-0 regular season record in 2015, winning the West Division of the Big Ten Conference. Iowa participated in the 2016 Rose Bowl following a last-minute loss to Michigan State (16-13) in the Big Ten championship game and ended the season in the top 10 in the national rankings.

Iowa has participated in January bowl games the past three seasons, including the 2014 Outback Bowl, the 2015 TaxSlayer Bowl and the 2016 Rose Bowl. The Hawkeyes have ranked in the final top 10 of both major polls five times in the past 14 seasons.

Welsh served as a graduate assistant at Springfield College in 2011-12. At Springfield he designed and implemented programs for football, men's volleyball and men's and women's tennis.

Joel was the strength and conditioning coordinator at Queens College in New York from 2007-10, where he designed and implemented programs for all 15 varsity teams. He worked as an intern at Fordham University during the winter in 2010.

Welsh is certified through the Collegiate Strength and Conditioning Coaches Association (CSCCa), is a certified strength and conditioning specialist (CSCS) from the National Strength and Conditioning Association and certified sports performance coach from the United States of America Weightlifting (USAW).

Welsh earned his bachelor's degree in exercise science in 2010 from Queens College and his master's degree (M.Ed.) from Springfield College.

Joel was born May 17, 1987, in Bronx, New York. Joel and his wife, Mara, have a son, Roman.



**Paul Federici**  
**Director of Football Operations**  
**13th Year at Iowa**

Paul Federici is in his 13th season working with the University of Iowa football program. Federici is in his eighth year as director of football operations after serving as director of athletic training services for five years.

Federici coordinates many of the off the field logistics, as well as practice schedules and other football related items, for Head Coach Kirk Ferentz and the Hawkeye football program.

The Hawkeyes posted a perfect 12-0 regular season record in 2015, winning the West Division of the Big Ten Conference. Iowa participated in the 2016 Rose Bowl following a last-minute loss to Michigan State (16-13) in the Big Ten championship game and ended the season in the top 10 in the national rankings.

Iowa has participated in January bowl games the past three seasons, including the 2014 Outback Bowl, the 2015 TaxSlayer Bowl and the 2016 Rose Bowl. The Hawkeyes have ranked in the final top 10 of both major polls five times in the past 14 seasons.

Iowa has appeared in nine January bowl games since 2001. The Hawkeyes have won six bowl games under Kirk Ferentz and his staff, including four January bowl victories. The January Bowl wins have come over Florida (2004 Outback), LSU (2005 Capital One), South Carolina (2009 Outback) and Georgia Tech (2010 Orange).

Iowa has won 116 games over the past 14 seasons, including 69 Big Ten games. The Hawkeyes earned a share of the Big Ten title in both 2002 and 2004, tied for second in 2009 and won the West Division in 2015. Iowa has finished in the Big Ten's first division in 13 of the past 15 years.

In his first season as director of football operations, Federici assisted with the planning, coordination and implementation of Iowa's daily operation and travel plans as the Hawkeyes concluded the 2009 season with a 24-14 win in the 2010 FedEx Orange Bowl and a national ranking of seventh in the nation.

Federici has assisted in 11 bowl games during his career, including the 2001 Senior Bowl, 2005 Capital One Bowl, 2006 Outback Bowl, 2006 Alamo Bowl, 2009 Outback Bowl, 2010 Orange Bowl, both the 2010 and 2011 Insight bowls, the 2014 Outback Bowl, the 2015 TaxSlayer Bowl, and the 2016 Rose Bowl.

Federici also served as a championship team operations liaison at the 2015 and 2016 college football playoff national championship games.

Federici joined the Iowa Athletic Department staff in 2004 after serving as the Head Athletic Trainer for the Seattle Seahawks for five seasons. Prior to joining the Seahawks in January, 1999, Federici was the Head Athletic Trainer at Vanderbilt University from 1994-99.


As an Assistant Athletic Trainer at Vanderbilt from 1987-1993, Federici worked with football, baseball, men's basketball and men's and women's golf teams. He was named Head Athletic Trainer for the Commodores in 1994, and was recognized as the College Athletic Trainer of the Year by the Tennessee Athletic Trainers Society that year.

Certified by the National Athletic Trainers Association in 1985, Federici served as a test site administrator and host athletic trainer for the N.A.T.A. Board of Certification examinations from 1991-95. He has volunteered for the Tennessee State Amateur Games, the LPGA Sara Lee Tournament at Hermitage Golf Club, and the Senior PGA Bell South Tournament at Springhouse Golf Club. Federici was a case study presenter at the 2001 A.O.S.S.M. meeting in Phoenix, Ariz., as well as the 2002 N.A.T.A. June Symposium in Dallas, Texas.

While at Vanderbilt, Federici served on several athletic department committees, including the Mission/Vision planning team, the External Communications Committee, the Management Team of Department Heads and the Sports Nutrition Planning Team.

Federici earned his B.S. degree in Health Education from Penn State University in 1985 and his M.Ed. in Health Promotion/Education from Vanderbilt in 1991.

Federici was born in Findlay, Ohio, and grew up in Oakmont, Pennsylvania. He and his wife, Teddie, have a son, Noah.



**Ben Hansen**  
**Assistant Director of Football Operations**  
**Fourth Year at Iowa**

Ben Hansen is in his fourth year as assistant director of football operations at the University of Iowa. Hansen previously worked with the Iowa defensive line as a student assistant (2009-2011).

The Hawkeyes posted a perfect 12-0 regular season record in 2015, winning the West Division of the Big Ten Conference. Iowa participated in the 2016 Rose Bowl following a last-minute loss to Michigan State (16-13) in the Big Ten championship game and ended the season in the top 10 in the national rankings.

Iowa has participated in January bowl games the past three seasons, including the 2014 Outback Bowl, the 2015 TaxSlayer Bowl and the 2016 Rose Bowl. The Hawkeyes have ranked in the final top 10 of both major polls five times in the past 14 seasons.

Hansen served on the 2016 Rose Bowl Advisory Committee as the Hawkeyes were selected to play in the Rose Bowl following the Big Ten title game.

Prior to rejoining the Iowa program, Hansen served as a graduate teaching assistant while working towards his master's degree at the University of Tennessee. He served as a board member for Partners In Sports while earning his master's degree in sport management from Tennessee in 2013.

Hansen also served as an intern at Stanford University with facilities, operations and event management within the Cardinal Athletic Department.

In his previous stint with the Iowa football program, Hansen worked with the defensive line in 2009 and 2010, as the Hawkeyes compiled a two-year record of 19-7. Iowa won the Orange Bowl following the 2009 season and the Insight Bowl following the 2010 campaign, defeating a ranked opponent in both contests.

Hansen also served as a youth basketball and football coach through the Mercer Aquatic Center in Iowa City. He earned his bachelor's degree in recreation management from Iowa in 2010.

Hansen is a native of Hampton, Iowa, and graduated from Hampton-Dumont High School. As a prep he lettered in football, basketball and track.

Hansen was born Feb. 5, 1988, in Marshalltown, Iowa. His wife's name is Emily.





**Broderick Binns**  
Director of Player Development  
Third Year at Iowa

Broderick Binns was named director of player development in April, 2016. A four-year letterman for the Hawkeyes during his playing career, Binns has served on the Iowa coaching staff as a graduate assistant coach the two previous seasons, assisting with Hawkeye special teams.

The Hawkeyes posted a perfect 12-0 regular season record in 2015, winning the West Division of the Big Ten Conference. Iowa participated in the 2016 Rose Bowl following a last-minute loss to Michigan State (16-13) in the Big Ten championship game and ended the season in the top 10 in the national rankings.

Iowa has participated in January bowl games the past three seasons, including the 2014 Outback Bowl, the 2015 TaxSlayer Bowl and the 2016 Rose Bowl. The Hawkeyes have ranked in the final top 10 of both major polls five times in the past 14 seasons.

Binns enjoyed a very successful playing career as a defensive end for the Hawkeyes from 2008-11. He earned second team All-Big Ten honors as a senior and earned the Roy J. Carver Most Valuable Player Award for defense. He was a three-year member of the Iowa Leadership Group during his career.

Iowa posted a 35-17 record from 2008-11, including a 3-1 record in bowl games. Iowa posted an 11-2 record in 2009, placing second in the Big Ten before defeating ACC champion Georgia Tech in the 2010 Orange Bowl. The Hawkeyes also defeated South Carolina in the 2009 Outback Bowl and Missouri in the 2010 Insight Bowl.

Binns started all 13 games as a senior, recording 32 solo tackles and 28 assists. He tied for team lead with eight pass break-ups and was second in tackles for loss (12-58) and QB sacks (5-36). He ranked among Big Ten leaders in pass break-ups, QB sacks (.4) and tackles for loss.

He saw action in 12 games as a junior, with five starts. He recorded 17 solo tackles and 19 assists, along with an interception return for a touchdown at Arizona.

Binns started all 13 games in 2009 and was named honorable mention All-Big Ten by league media and earned the Coaches Appreciation Award for defense. He was named ESPN.com Big Ten Defensive Player of the Week versus Penn State following Iowa's 21-10 win over the fourth-ranked Nittany Lions in Happy Valley.

Binns saw action in all 13 games as a redshirt freshman in 2008, recording 20 total tackles, 2.5 tackles for loss and two pass break-ups. His career totals include 179 tackles, 13 sacks, 25.5 tackles for loss and 21 pass break-ups, four recovered fumbles and three caused fumbles.

Binns is a native of St. Paul, Minnesota, where he twice earned all-conference and all-state honors as a prep at Cretin-Derham High School. He was a team captain and completed his prep career with 157 tackles.

He earned his bachelor's degree in psychology from Iowa in 2012. Binns was employed as a teacher and coach at Cretin-Derham prior to joining the Iowa staff, coaching football, basketball and track. He is pursuing his master's degree in sports management.

Binns was born July 23, 1989. His wife's name is Kailey.

### Binns' Coaching Career

Iowa	DPD, 2016-present
Iowa	GA, 2014-16



**Scott Southmayd**  
Director of Player Personnel  
15th Year at Iowa

Scott Southmayd is in his 15th season with the University of Iowa football program. He is in his third year as director of player personnel. Southmayd served as Iowa's quality control director for eight years (2006-13) and administrative assistant for four years (2002-05).

As Iowa's director of player personnel, Southmayd is involved in many facets of the football program; with the focus being on assisting with Iowa's recruiting efforts. His main responsibilities include prospect identification, roster management, and on-campus recruiting.

As Iowa's quality control director, Southmayd assisted the recruiting coordinator with the administration of the recruiting process, hosting prospective student-athletes during their visit to campus and gathering information on recruits. He also served as a liaison with other University administration and support areas.

As Iowa's administrative assistant, Southmayd assisted the coaching staff in compiling statistical information, gathering information on opponents and recruits and assisting in the day to day operation of the football office.

The Hawkeyes posted a perfect 12-0 regular season record in 2015, winning the West Division of the Big Ten Conference. Iowa participated in the 2016 Rose Bowl following a last-minute loss to Michigan State (16-13) in the Big Ten championship game and ended the season in the top 10 in the national rankings.

Iowa has participated in January bowl games the past three seasons, including the 2014 Outback Bowl, the 2015 TaxSlayer Bowl and the 2016 Rose Bowl. The Hawkeyes have ranked in the final top 10 of both major polls five times in the past 14 seasons.

Iowa has appeared in nine January bowl games since 2001. The Hawkeyes have won six bowl games under Kirk Ferentz and his staff, including four January bowl victories. The January Bowl wins have come over Florida (2004 Outback), LSU (2005 Capital One), South Carolina (2009 Outback) and Georgia Tech (2010 Orange).

Iowa has won 116 games over the past 14 seasons, including 69 Big Ten games. The Hawkeyes earned a share of the Big Ten title in both 2002 and 2004, tied for second in 2009 and won the West Division in 2015. Iowa has finished in the Big Ten's first division in 13 of the past 15 years.

Prior to coming to the University of Iowa, Southmayd was a student coach at Central College in Pella, Iowa from 1998 to 2001. While at Central, he coached the receivers and worked primarily with the offense. In that time span, Central won three Iowa Conference football championships and participated in four NCAA Division III playoffs. In the summer of 2001, Scott served as an intern with the University of Northern Iowa football program.

Southmayd graduated cum laude from Central College in 2002 with a B.A. in general studies. While at Central, he was the recipient of the Marjorie Giles Leadership Award. Southmayd earned a master's degree in recreation sport management and leisure studies from the University of Iowa in 2004.

A native of Readlyn, Iowa, Southmayd attended Wapsie Valley High School and played on a state championship football team coached by his father, Jerry Southmayd. Scott was awarded the National Football Foundation and College Football Hall of Fame Iowa High School Scholar-Athlete Award in 1998.

Southmayd was born in Waverly, Iowa. Scott and his wife, Elizabeth, have a son, Landon, and a daughter, Hannah.

### Southmayd's Coaching Career

Iowa	DPP, 2014-present
Iowa	QC, 2006-13
Iowa	AA, 2002-05
Central College	SA, 1998-2001



**Max Allen**  
Director of New Media  
Third Year at Iowa

Max Allen is in his third year as Iowa football's director of new media. He served as an administrative assistant for the Hawkeyes during the 2013 season.

The Hawkeyes posted a perfect 12-0 regular season record in 2015, winning the West Division of the Big Ten Conference. Iowa participated in the 2016 Rose Bowl following a last-minute loss to Michigan State (16-13) in the Big Ten championship game and ended the season in the top 10 in the national rankings.

Iowa has participated in January bowl games the past three seasons, including the 2014 Outback Bowl, the 2015 TaxSlayer Bowl and the 2016 Rose Bowl. The Hawkeyes have ranked in the final top 10 of both major polls five times in the past 14 seasons.


Allen works closely with the Iowa football staff regarding design and production of print and electronic recruiting materials, management of football specific social media, and works with athletics marketing regarding football specific activities.

He joined the Iowa program from the University of Colorado, where he held the position of assistant director of player personnel for three years. At Colorado he assisted with on-campus recruiting and coordinated the freshman enrollment process. Allen also spent one season as an operations intern with the Buffalo football program.

Allen graduated from Colorado in 2010, earning his bachelor's degree in business (finance).

Allen is a native of Durango, Colorado, and graduated from Durango High School. As a prep he lettered in football and baseball.

Allen was born Jan. 31, 1988. He is single.



**Tyler Barnes**  
Director of Recruiting  
Fifth Year at Iowa

Tyler Barnes was named director of recruiting in April, 2016. Barnes previously served on the Iowa staff in student assistant (2009-10), graduate assistant (2011), and administrative assistant (2012) capacities. As director of recruiting, Barnes has a lead role in all aspects of prospect identification, assisting the coaching staff in off-campus recruiting efforts, and coordinating all aspects of on-campus recruiting activities.


Barnes rejoined the Iowa staff after serving on the Vanderbilt University football staff the past three years. He held the position of director of player personnel the past two seasons after serving as co-recruiting coordinator in 2013.

In his previous roles at Iowa, Barnes assisted the coaching staff in compiling statistical information, and gathering information on opponents and recruits, while assisting in the day to day operations of the football program. He has also assisted with Iowa football camps and coaching clinics.

Barnes earned his bachelor's degree from the University of Iowa in 2009, with a double major in Finance and Sports Studies. He earned his master's degree from Iowa in Recreation and Sports Management in 2011.

Barnes is a native of Decatur, Illinois and a graduate of MacArthur HS.

Tyler was born May 14, 1985 in Peoria, Illinois. His wife's name is Joanne.



**Tyler Anderson**  
Graduate Assistant  
Sixth Year at Iowa

Tyler Anderson is in his second year as a graduate assistant coach with the Iowa football program after serving as a defensive office assistant for four years as an undergraduate student. He assists with the Hawkeye defensive backs after working with the linebackers in 2015.

The Hawkeyes posted a perfect 12-0 regular season record in 2015, winning the West Division of the Big Ten Conference. Iowa participated in the 2016 Rose Bowl following a last-minute loss to Michigan State (16-13) in the Big Ten championship game and ended the season in the top 10 in the national rankings.

Iowa has participated in January bowl games the past three seasons, including the 2014 Outback Bowl, the 2015 TaxSlayer Bowl and the 2016 Rose Bowl. The Hawkeyes have ranked in the final top 10 of both major polls five times in the past 14 seasons.

Anderson is a native of Drummond Island, Michigan, where he attended DeTour High School. As a prep he participated in football, basketball, golf, track & field and cross country.

Anderson earned his bachelor's degree in interdepartmental studies – business studies, from Iowa in 2015. He is currently pursuing his master's degree in sports and recreation management.

Anderson was born May 20, 1992, in Petoskey, Michigan. He is the grandson of the late Norm Parker, Iowa's defensive coordinator from 1999-2011. He is single.



**Martin Hopkins**  
Graduate Assistant  
Fourth Year at Iowa

Martin Hopkins is in his first year as a graduate assistant coach with the Iowa football program. He assists with the linebacker positions after previously serving as a student assistant (2013-14) and football analyst (2015) within the program. In 2013 he worked with the tight ends, in 2014 he worked with the

offensive line, and in 2015 he worked with defense and special teams.

The Hawkeyes posted a perfect 12-0 regular season record in 2015, winning the West Division of the Big Ten Conference. Iowa participated in the 2016 Rose Bowl following a last-minute loss to Michigan State (16-13) in the Big Ten championship game and ended the season in the top 10 in the national rankings.

Iowa has participated in January bowl games the past three seasons, including the 2014 Outback Bowl, the 2015 TaxSlayer Bowl and the 2016 Rose Bowl. The Hawkeyes have ranked in the final top 10 of both major polls five times in the past 14 seasons.

Hopkins is a native of Chicago, where he attended St. Rita High School. He earned first team all-state honors as a senior linebacker and was named Prep Football Report Defensive Player of the Year. He also was named conference defensive MVP while earning first team all-conference honors. He was a member of the St. Rita's squad that won the 2006 Illinois state championship. Hopkins recorded 214 career tackles. He was a football team captain and also lettered in lacrosse.

Hopkins also earned Academic All-State honors as a senior and was nominated for the 2009 National Scholar-Athlete Award by the Chicago Metro Chapter of the National Football Foundation. Hopkins was a three-time class president and an Honor Roll student each semester of his high school career.

Hopkins earned his bachelor's degree in entrepreneurial management from the University of Iowa Tippie College of Business in 2013, with a minor in health and sports studies. He is currently pursuing his master's degree in sports and recreation management.

Hopkins was born March 21, 1991, in Chicago. He is single.



**Joe Pawlak**  
Graduate Assistant  
First year at Iowa

Former Northern Illinois standout Joe Pawlak is in his first year as a graduate assistant coach with the Iowa football program. He assists with the Hawkeye offense.

Pawlak has served as a graduate assistant on the Northern Illinois coaching staff the past two seasons, working with the offense. The Huskies posted an 8-6 record in 2015 and an 11-3 record in 2014. Northern Illinois has played in the Mid-American Conference championship game the last six seasons. NIU earned a spot in the 2014 Boca Raton Bowl and the 2015 Poinsettia Bowl.

Following his playing career, Pawlak spent in the NIU Strength and Conditioning Center, working with several different Northern Illinois sports teams.

A three-year starter at NIU, Pawlak started the final 41 games of his career and played in 52 total games. As a member of the 2011 Mid-American Conference championship team, he was part of an offensive line that allowed just 12 sacks to rank 10th in the nation for fewest sacks allowed.

In 2011, Pawlak and the NIU offense broke 12 single-season records, including passing yards (3,386), touchdowns (67), net yards gained (6,664) and yards per game (476). Northern Illinois posted identical 11-3 records in 2010 and 2011, winning the 2010 Humanitarian Bowl and the 2011 GoDaddy.com Bowl.

Pawlak earned all-conference honors in 2010 and earned academic all-conference recognition in 2011.

Pawlak earned his bachelor's degree in sociology in 2011 and a master's degree in sports management in 2013, both from Northern Illinois. Pawlak is pursuing a master's degree in leisure and recreational sports management at Iowa.

Pawlak was born Nov. 28, 1988. He is single.





**Austin Showalter**  
Football Analyst  
Sixth Year at Iowa

Austin Showalter is in his second year as a football analyst with the University of Iowa football program. Austin previously served as an office assistant with the Hawkeye football program in 2011 and was a graduate assistant coach from 2012-14.

The Hawkeyes posted a perfect 12-0 regular season record in 2015, winning the West Division of the Big Ten Conference. Iowa participated in the 2016 Rose Bowl following a last-minute loss to Michigan State (16-13) in the Big Ten championship game and ended the season in the top 10 in the national rankings.

Iowa has participated in January bowl games the past three seasons, including the 2014 Outback Bowl, the 2015 TaxSlayer Bowl and the 2016 Rose Bowl. The Hawkeyes have ranked in the final top 10 of both major polls five times in the past 14 seasons.

As a graduate assistant Showalter worked with the Hawkeye offensive line, as Iowa participated in January bowl events following both the 2013 and 2014 seasons.

As an office assistant in 2011, Austin worked with Offensive Coordinator Ken O'Keefe and graduate assistant David Raih in the day-to-day preparation for practice, as well as other office duties.

Prior to working with the Iowa football program, Showalter served as an assistant football coach at Xavier HS in Cedar Rapids from 2006-10. During that time Xavier won the Class 4A state championship in 2007.

Showalter is a native of Cedar Rapids and graduated from Xavier HS. He earned his bachelor's degree in Health and Sport Studies from the University of Iowa in 2008. Showalter has earned master's degrees from Iowa both in Health and Sport Studies (2011), and Sports Management (2014).

Austin was born Aug. 21, 1985. His wife's name is Tia.



**Don Shumpert**  
Graduate Assistant  
First year at Iowa

Former Hawkeye wide receiver Don Shumpert is in his first year as a graduate assistant coach with the Iowa football program. He assists with the Hawkeye offense.

Shumpert is a native of St. Louis, where he attended Hazelwood East High School.

Shumpert served as an assistant coach at Hazelwood East in 2015. At Hazelwood he coached the wide receivers and assisted with special teams. Hazelwood East posted a 6-4 record, advancing to the first round of the state playoffs. Shumpert coached all-state receiver Rajai Perkins, who accepted a full ride scholarship to Murray State University.

Shumpert was a three-year letterman as a wide receiver for the Hawkeyes, completing his career in 2013. His career totals include 21 receptions for 211 yards. He also contributed on special teams, collecting 11 career tackles. Shumpert's best year came in his final season as he recorded 15 receptions for 182 yards while helping the Hawkeyes post an 8-5 record while earning an invitation to the 2014 Outback Bowl.

Shumpert was recognized with the Next Man In Award for offense as a senior. He earned Academic All-Big Ten honors in both 2012 and 2013. The Hawkeyes won 27 games during his four-year career and played in four consecutive bowl games.

As a prep senior, Shumpert earned first team all-state honors. He was a two-year letterman while playing both wide receiver and defensive back. Shumpert served as a senior captain and was named team MVP in his final season. Hazelwood East won the state title in his junior season and earned a return trip to the playoffs the following season. Shumpert earned all-state honors as a track athlete and was a two-year basketball letterman.

Shumpert earned his bachelor's degree in sports management from the University of Iowa in 2014 and is pursuing a master's degree in sports management.

Shumpert was born Jan. 8, 1992. He is single.



**Terry Armstrong**  
Assistant Coaches  
Secretary



**Declan Doyle**  
Offensive Student Assistant



**Rita Foley**  
Secretary to the  
Head Coach



**Kevin Foor**  
Equipment Room



**Russ Haynes**  
Associate Director,  
Athletic Training Services



**Justin Joyce**  
Offensive Student Assistant



**Marie Kasparek**  
Secretary to  
Athletic Training Services



**Andy Kromphardt**  
Assistant Director,  
HawkVision Productions




**Mike Moriarity**  
Director,  
HawkVision Productions



**Greg Morris**  
Equipment Room



**Matt Nelson**  
Assistant Director,  
HawkVision Productions



**Terry Noonan**  
Director,  
Athletic Training Services



**Jerry Palmer**  
Assistant Director,  
HawkVision Productions



**Tyler Parker**  
Defensive Student Assistant



**Dr. Andrew Peterson**  
Primary Care  
Team Physician



**Bob Rahfeldt**  
Director, Football  
Video Operations



**Cole Reese**  
Graduate Assistant  
Athletic Trainer



**Chris Ruth**  
Assistant Director,  
Football Video Operations



**Sara Smith**  
Assistant Athletic  
Trainer



**Trisha Stortz**  
Assistant Director,  
HawkVision Productions



**Amy Thomas**  
Recruiting Secretary



**Shane Viilo**  
Defensive Student Assistant



**Doug West**  
Associate Director,  
Athletic Training Services  
Assistant Athletic Trainer



**Dr. Brian Wolf**  
Director, Sports Medicine Center  
Head Team Physician  
Orthopedic Surgeon

No.	Name	Pos.	Ht.	Wt.	Yr.	Hometown	High School/Previous
22	Toks Akinribade	RB	6-0	205	Fr.	Brownsburg, Ind.	Brownsburg
47	Lane Akre	FB	6-0	235	#Fr.	Geneseo, Ill.	Geneseo
4	Joe Argo	DB	5-11	185	Fr.	Davenport, Iowa	Assumption
61	Cole Banwart	OL	6-4	280	Fr.	Ottosen, Iowa	Algona
99	* Nathan Bazata	DL	6-2	285	Jr.	Howells, Neb.	Howells-Dodge
16	*** C.J. Beathard	QB	6-2	215	Sr.	Franklin, Tenn.	Battle Ground Academy
42	Shaun Beyer	TE	6-5	210	Fr.	Shellsburg, Iowa	Cedar Rapids Kennedy
2	Brandon Bishop	WR	5-9	180	So.	Sugar Grove, Ill.	Kaneland
75	** Ike Boettger	OL	6-6	307	Jr.	Cedar Falls, Iowa	Cedar Falls
35	Tristan Bohr	LB	6-3	205	Fr.	Cresco, Iowa	Crestwood
20	Cedric Boswell	DB	5-11	175	Fr.	Beverly Hills, Mich.	Groves
41	** Bo Bower	LB	6-1	235	Jr.	West Branch, Iowa	West Branch
11	Ryan Boyle	WR	6-1	208	#Fr.	West Des Moines, Iowa	Dowling
90	* Sam Brincks	DE	6-5	270	So.	Carroll, Iowa	Kuemper
20	Ben Canby	P	6-1	210	#Fr.	Mt. Pleasant, Iowa	Mt. Pleasant
98	Ron Coluzzi	P	5-11	182	Sr.	Naperville, Ill.	Naperville North
18	Drew Cook	QB	6-5	230	#Fr.	Iowa City, Iowa	Regina
21	Sam Cook	RB	5-9	215	Fr.	Fort Dodge, Iowa	Fort Dodge
64	** Cole Croston	OL	6-5	307	Sr.	Sergeant Bluff, Iowa	Sergeant Bluff-Luton
23	Dominique Dafney	WR	6-1	213	So.	West Des Moines, Iowa	Valley (Iowa Western CC)
78	* James Daniels ^	OL	6-4	295	So.	Warren, Ohio	Harding
29	* LeShun Daniels, Jr. ^	RB	6-0	225	Sr.	Warren, Ohio	Harding
3	Keith Duncan	PK	5-11	165	Fr.	Weddington, N. C.	Weddington
56	* Faith Ekakitie	DL	6-3	290	Sr.	Brampton, Ontario	Lake Forest, Ill. Academy
2	Mick Ellis	K	5-10	190	So.	Allen, Texas	Lovejoy
87	Noah Fant	TE	6-5	220	Fr.	Omaha, Neb.	Omaha South
82	* Adrian Falconer ^	WR	6-1	190	So.	Leesburg, Fla.	Leesburg
54	* Steve Ferentz	OL	6-2	282	Sr.	Iowa City, Iowa	Iowa City
76	* Dalton Ferguson	OL	6-4	310	So.	Solon, Iowa	Solon
77	Daniel Gaffey	DL	6-2	285	Jr.	Iowa City, Iowa	Regina
12	*** Anthony Gair	DB	6-2	210	Sr.	Plano, Texas	Prestonwood Christian
22	Angelo Garbutt	LB	6-2	230	#Fr.	Carrollton, Texas	Hebron
30	Jake Gervase	DB	6-1	210	So.	Davenport, Iowa	Assumption
60	Jacob Giese	DL	6-3	280	#Fr.	West Branch, Iowa	West Branch
57	Chauncey Golston	DE	6-5	227	Fr.	Detroit, Mich.	East English Village Prep
45	Eric Grimm	LB	6-2	205	So.	Damascus, Md.	Our Lady of Good Counsel
40	* Parker Hesse	DE	6-3	250	So.	Waukon, Iowa	Waukon
48	Jack Hockaday ^	LB	6-1	227	So.	Forsyth, Ill.	Maroa-Forsyth
38	T.J. Hockenson	TE	6-5	230	Fr.	Chariton, Iowa	Chariton
27	Amani Hooker	DB	6-0	203	Fr.	Minneapolis, Minn.	Park Center
88	* Jake Hulett	DL	6-3	285	Jr.	Springville, Iowa	Springville
77	Alaric Jackson	OL	6-7	285	Fr.	Detroit, Mich.	Renaissance
15	* Joshua Jackson	DB	6-1	185	So.	Corinth, Texas	Lake Dallas
66	Dalles Jacobus	DL	6-1	255	Fr.	Palo, Iowa	Cedar Rapids, Kennedy
53	Garret Jansen	DL	6-2	270	#Fr.	Pella, Iowa	Pella
43	** Josey Jewell	LB	6-2	235	Jr.	Decorah, Iowa	Decorah
67	** Jaleel Johnson	DL	6-4	310	Sr.	Lombard, Ill.	Montini Catholic
26	Marcel Joly	RB	5-11	195	So.	Hyattsville, Md.	Forestville Military Academy
52	Amani Jones	LB	6-0	215	Fr.	Chicago, Ill.	Phillips
14	Connor Keane	WR	6-1	195	Jr.	St. Paul, Minn.	Cretin-Derham Hall
41	Austin Kelly	FB	5-11	245	So.	Hickory Hills, Ill.	Stagg
74	Mitch Keppy	OL	6-5	300	Sr.	Port Byron, Ill.	Riverdale
14	*** Desmond King ^	DB	5-11	203	Sr.	Detroit, Mich.	East English Village Prep
46	*** George Kittle	TE	6-4	250	Sr.	Norman, Okla.	Norman
97	** Tyler Kluver	LS	6-0	220	Jr.	Marshalltown, Iowa	Marshalltown
45	Drake Kulick	FB	6-1	236	Jr.	Muscatine, Iowa	Muscatine
95	Cedrick Lattimore	DE	6-5	260	Fr.	Redford, Mich.	East English Village Prep
70	Lucas LeGrand	OL	6-5	290	So.	Dubuque, Iowa	Senior
9	Jonathan Lubanza	DB	6-1	185	#Fr.	Naperville, Ill.	Naperville Central
13	** Greg Mabin	DB	6-2	200	Sr.	Fort Lauderdale, Fla.	Calvary Christian Academy
30	Steve Manders	FB	6-1	235	Jr.	Crofton, Md.	Fork Union Military Academy
83	*** Riley McCarron	WR	5-9	186	Sr.	Dubuque, Iowa	Wahlert
97	Romeo McKnight	DE	6-5	235	Fr.	Crystal Lake, Ill.	Crystal Lake Central
31	* Aaron Mends	LB	6-0	223	So.	Kansas City, Mo.	Winnetonka



# 2016 ALPHABETICAL ROSTER

No.	Name	Pos.	Ht.	Wt.	Yr.	Hometown	High School/Previous
18	John Milani	DB	6-1	195	#Fr.	Iowa City, Iowa	West
32	* Derrick Mitchell, Jr.	RB	6-1	220	Jr.	St. Louis, Mo.	Vashon
52	** Boone Myers	OL	6-5	305	Jr.	Webster City, Iowa	Webster City
5	Ronald Nash	WR	6-2	210	So.	Sioux City, Iowa	East/Iowa Western CC
98	Anthony Nelson	DE	6-7	253	#Fr.	Urbandale, Iowa	Waukee
96	* Matt Nelson	DE	6-8	282	So.	Cedar Rapids, Iowa	Xavier
57	Jake Newborg	OL	6-3	290	#Fr.	Inwood, Iowa	West Lyon
44	** Ben Niemann ^	OLB	6-3	230	Jr.	Sycamore, Ill.	Sycamore
49	Nick Niemann	LB	6-4	220	Fr.	Sycamore, Ill.	Sycamore
6	Emmanuel Ogwo	WR	6-0	177	#Fr.	Mesquite, Texas	Horn
11	Michael Ojemudia	DB	6-2	190	#Fr.	Farmington Hills, Mich.	Harrison
10	* Jonathan Parker	WR	5-8	188	Jr.	St. Louis, Mo.	Christian Brothers
68	Landan Paulsen	OL	6-5	305	#Fr.	Moville, Iowa	Woodbury Central
66	Levi Paulsen	OL	6-5	305	#Fr.	Moville, Iowa	Woodbury Central
86	Peter Pekar	TE	6-4	250	Jr.	Greendale, Wis.	Greendale
56	Burke Prins	OL	6-4	260	Fr.	Hinton, Iowa	Hinton
6	Josh Proehl	K	5-9	180	#Fr.	Solon, Iowa	Solon
7	Colten Rastetter	P	6-2	205	#Fr.	Guttenberg, Iowa	Clayton Ridge
91	Miguel Recinos	K	6-1	190	So.	Mason City, Iowa	Mason City
91	Brady Reiff	DL	6-3	250	#Fr.	Parkston, S.D.	Parkston
69	* Keegan Render	OL	6-4	308	So.	Indianola, Iowa	Indianola
59	Ross Reynolds	OL	6-4	300	So.	Waukee, Iowa	Waukee
36	Brady Ross	FB	6-1	240	#Fr.	Humboldt, Iowa	Humboldt
5	Manny Rugamba	DB	6-0	172	Fr.	Naperville, Ill.	Naperville Central
3	Jay Scheel	WR	6-1	195	So.	Mount Auburn, Iowa	Union
17	Ryan Schmidt	QB	6-5	230	#Fr.	Marion, Iowa	Linn-Mar
74	Austin Schulte	DE	6-4	250	Fr.	Pella, Iowa	Pella
94	Caleb Shudak	PK	5-8	175	Fr.	Council Bluffs, Iowa	Lewis Central
93	Brandon Simon	DE	6-1	236	Fr.	Newark, N.J.	Don Bosco Prep
94	Michael Slater	DE	6-2	285	#Fr.	St. Louis, Mo.	Parkway Central
9	* Jerminic Smith ^	WR	6-1	187	So.	Garland, Texas	South Garland
37	* Brandon Snyder	DB	6-1	210	So.	Larchwood, Iowa	West Lyon
50	Jacob Sobotka	LB	6-3	235	So.	Clearfield, Iowa	Mount Ayr
84	Austin Spiewak	LS	6-2	215	Fr.	Palatine, Ill.	Fremd
4	Nathan Stanley	QB	6-5	212	Fr.	Menomonie, Wis.	Menomonie
50	Jackson Subbert	LS	6-3	232	#Fr.	Williamsburg, Iowa	Williamsburg
55	Kyle Taylor	LB	6-2	220	Fr.	Silver Spring, Md.	Gonzaga College HS
19	** Miles Taylor ^	DB	5-11	205	Jr.	Silver Spring, Md.	Gonzaga College HS
25	Jackson Terry	P	5-11	184	Fr.	Kansas City, Mo.	Rockhurst
89	*** Matt VandeBerg ^	WR	6-1	190	Sr.	Brandon, S.D.	Brandon Valley
85	Nate Vejvoda	TE	6-5	238	#Fr.	Homer Glen, Ill.	Providence Catholic
35	Barrington Wade	LB	6-1	210	Fr.	Skokie, Ill.	Niles North
25	* Akrum Wadley	RB	5-11	191	Jr.	Newark, N.J.	Weequahic
71	Brett Waechter	OL	6-5	290	#Fr.	Hartley, Iowa	Hartley-Melvin-Sanborn
26	* Kevin Ward	DB	6-1	205	Jr.	Homer Glen, Ill.	Providence Catholic
73	** Ryan Ward	OL	6-5	295	Sr.	Homer Glen, Ill.	Providence Catholic
34	Kristian Welch	LB	6-3	220	Fr.	Iola, Wis.	Iola-Scandinavia
79	** Sean Welsh	OL	6-3	290	Jr.	Springboro, Ohio	Springboro
8	* Tyler Wiegiers	QB	6-4	225	So.	Lake Orion, Mich.	Detroit Country Day
39	Nate Wieting	TE	6-4	245	#Fr.	Rockford, Ill.	Lutheran
63	Spencer Williams	OL	6-3	290	Fr.	Cedar Falls, Iowa	Cedar Falls
29	Nick Wilson	LB	6-2	217	#Fr.	Granger, Iowa	Dowling
81	Jon Wisnieski	TE	6-5	250	Jr.	West Des Moines, Iowa	Dowling
80	Devonte Young	WR	6-0	195	Fr.	Waldorf, Md.	North Point
28	Toren Young	RB	5-11	220	Fr.	Madison, Wis.	Monona Grove

\* -- indicates letters won

^ -- redshirt year still available

# -- redshirt freshman

## Players: 119

Seniors: _____	15	Redshirt Freshmen: _____	26
Juniors: _____	20	Freshmen: _____	32
Sophomores: _____	26		

## Returning Lettermen: 39

3-yr. Lettermen: _____	6	Offense: _____	20
2-yr. Lettermen: _____	12	Defense: _____	18
1-yr. Lettermen: _____	21	Specialty: _____	1

No.	Name	Pos.	Ht.	Wt.	Yr.	Hometown	High School/Previous
2	Mick Ellis	K	5-10	190	So.	Allen, Texas	Lovejoy
2	Brandon Bishop	WR	5-9	180	So.	Sugar Grove, Ill.	Kaneland
3	Jay Scheel	WR	6-1	195	So.	Mount Auburn, Iowa	Union
3	Keith Duncan	PK	5-11	165	Fr.	Weddington, N. C.	Weddington
4	Nathan Stanley	QB	6-5	212	Fr.	Menomonie, Wis.	Menomonie
4	Joe Argo	DB	5-11	185	Fr.	Davenport, Iowa	Assumption
5	Manny Rugamba	DB	6-0	172	Fr.	Naperville, Ill.	Naperville Central
5	Ronald Nash	WR	6-2	210	So.	Sioux City, Iowa	East/Iowa Western CC
6	Emmanuel Ogwo	WR	6-0	177	#Fr.	Mesquite, Texas	Horn
6	Josh Proehl	K	5-9	180	#Fr.	Solon, Iowa	Solon
7	Colten Rastetter	P	6-2	205	#Fr.	Guttenberg, Iowa	Clayton Ridge
8	* Tyler Wiegers	QB	6-4	225	So.	Lake Orion, Mich.	Detroit Country Day
9	* Jerminic Smith ^	WR	6-1	187	So.	Garland, Texas	South Garland
9	Jonathan Lubanza	DB	6-1	185	#Fr.	Naperville, Ill.	Naperville Central
10	* Jonathan Parker	WR	5-8	188	Jr.	St. Louis, Mo.	Christian Brothers
11	Ryan Boyle	WR	6-1	208	#Fr.	West Des Moines, Iowa	Dowling
11	Michael Ojemudia	DB	6-2	190	#Fr.	Farmington Hills, Mich.	Harrison
12	*** Anthony Gair	DB	6-2	210	Sr.	Plano, Texas	Prestonwood Christian
13	** Greg Mabin	DB	6-2	200	Sr.	Fort Lauderdale, Fla.	Calvary Christian Academy
14	*** Desmond King ^	DB	5-11	203	Sr.	Detroit, Mich.	East English Village Prep
14	Connor Keane	WR	6-1	195	Jr.	St. Paul, Minn.	Cretin-Derham Hall
15	* Joshua Jackson	DB	6-1	185	So.	Corinth, Texas	Lake Dallas
16	*** C.J. Beathard	QB	6-2	215	Sr.	Franklin, Tenn.	Battle Ground Academy
17	Ryan Schmidt	QB	6-5	230	#Fr.	Marion, Iowa	Linn-Mar
18	Drew Cook	QB	6-5	230	#Fr.	Iowa City, Iowa	Regina
18	John Milani	DB	6-1	195	#Fr.	Iowa City, Iowa	West
19	** Miles Taylor ^	DB	5-11	205	Jr.	Silver Spring, Md.	Gonzaga College HS
20	Cedric Boswell	DB	5-11	175	Fr.	Beverly Hills, Mich.	Groves
20	Ben Canby	P	6-1	210	#Fr.	Mt. Pleasant, Iowa	Mt. Pleasant
21	Sam Cook	RB	5-9	215	Fr.	Fort Dodge, Iowa	Fort Dodge
22	Angelo Garbutt	LB	6-2	230	#Fr.	Carrollton, Texas	Hebron
22	Toks Akinribade	RB	6-0	205	Fr.	Brownsburg, Ind.	Brownsburg
23	Dominique Dafney	WR	6-1	213	So.	West Des Moines, Iowa	Valley (Iowa Western CC)
25	* Akrum Wadley	RB	5-11	191	Jr.	Newark, N.J.	Weequahic
25	Jackson Terry	P	5-11	184	Fr.	Kansas City, Mo.	Rockhurst
26	Marcel Joly	RB	5-11	195	So.	Hyattsville, Md.	Forestville Military Academy
26	* Kevin Ward	DB	6-1	205	Jr.	Homer Glen, Ill.	Providence Catholic
27	Amani Hooker	DB	6-0	203	Fr.	Minneapolis, Minn.	Park Center
28	Toren Young	RB	5-11	220	Fr.	Madison, Wis.	Monona Grove
29	* LeShun Daniels, Jr. ^	RB	6-0	225	Sr.	Warren, Ohio	Harding
29	Nick Wilson	LB	6-2	217	#Fr.	Granger, Iowa	Dowling
30	Jake Gervase	DB	6-1	210	So.	Davenport, Iowa	Assumption
30	Steve Manders	FB	6-1	235	Jr.	Crofton, Md.	Fork Union Military Academy
31	* Aaron Mends	LB	6-0	223	So.	Kansas City, Mo.	Winnetonka
32	* Derrick Mitchell, Jr.	RB	6-1	220	Jr.	St. Louis, Mo.	Vashon
34	Kristian Welch	LB	6-3	220	Fr.	Iola, Wis.	Iola-Scandinavia
35	Barrington Wade	LB	6-1	210	Fr.	Skokie, Ill.	Niles North
35	Tristan Bohr	LB	6-3	205	Fr.	Cresco, Iowa	Crestwood
36	Brady Ross	FB	6-1	240	#Fr.	Humboldt, Iowa	Humboldt
37	* Brandon Snyder	DB	6-1	210	So.	Larchwood, Iowa	West Lyon
38	T.J. Hockenson	TE	6-5	230	Fr.	Chariton, Iowa	Chariton
39	Nate Wieting	TE	6-4	245	#Fr.	Rockford, Ill.	Lutheran
40	* Parker Hesse	DE	6-3	250	So.	Waukon, Iowa	Waukon
41	** Bo Bower	LB	6-1	235	Jr.	West Branch, Iowa	West Branch
41	Austin Kelly	FB	5-11	245	So.	Hickory Hills, Ill.	Stagg
42	Shaun Beyer	TE	6-5	210	Fr.	Shellsburg, Iowa	Cedar Rapids Kennedy
43	** Josey Jewell	LB	6-2	235	Jr.	Decorah, Iowa	Decorah
44	** Ben Niemann ^	OLB	6-3	230	Jr.	Sycamore, Ill.	Sycamore
45	Drake Kulick	FB	6-1	236	Jr.	Muscatine, Iowa	Muscatine
45	Eric Grimm	LB	6-2	205	So.	Damascus, Md.	Our Lady of Good Counsel
46	*** George Kittle	TE	6-4	250	Sr.	Norman, Okla.	Norman
47	Lane Akre	FB	6-0	235	#Fr.	Geneseo, Ill.	Geneseo
48	Jack Hockaday ^	LB	6-1	227	So.	Forsyth, Ill.	Maroa-Forsyth
49	Nick Niemann	LB	6-4	220	Fr.	Sycamore, Ill.	Sycamore

# 2016 NUMERICAL ROSTER

No.	Name	Pos.	Ht.	Wt.	Yr.	Hometown	High School/Previous
50	Jacob Sobotka	LB	6-3	235	So.	Clearfield, Iowa	Mount Ayr
50	Jackson Subbert	LS	6-3	232	#Fr.	Williamsburg, Iowa	Williamsburg
52	** Boone Myers	OL	6-5	305	Jr.	Webster City, Iowa	Webster City
52	Amani Jones	LB	6-0	215	Fr.	Chicago, Ill.	Phillips
53	Garret Jansen	DL	6-2	270	#Fr.	Pella, Iowa	Pella
54	* Steve Ferentz	OL	6-2	282	Sr.	Iowa City, Iowa	Iowa City
55	Kyle Taylor	LB	6-2	220	Fr.	Silver Spring, Md.	Gonzaga College HS
56	* Faith Ekakitie	DL	6-3	290	Sr.	Brampton, Ontario	Lake Forest, Ill. Academy
56	Burke Prins	OL	6-4	260	Fr.	Hinton, Iowa	Hinton
57	Jake Newborg	OL	6-3	290	#Fr.	Inwood, Iowa	West Lyon
57	Chauncey Golston	DE	6-5	227	Fr.	Detroit, Mich.	East English Village Prep
59	Ross Reynolds	OL	6-4	300	So.	Wauke, Iowa	Wauke
60	Jacob Giese	DL	6-3	280	#Fr.	West Branch, Iowa	West Branch
61	Cole Banwart	OL	6-4	280	Fr.	Ottosen, Iowa	Algona
63	Spencer Williams	OL	6-3	290	Fr.	Cedar Falls, Iowa	Cedar Falls
64	** Cole Croston	OL	6-5	307	Sr.	Sergeant Bluff, Iowa	Sergeant Bluff-Luton
66	Levi Paulsen	OL	6-5	305	#Fr.	Moville, Iowa	Woodbury Central
66	Dalles Jacobus	DL	6-1	255	Fr.	Palo, Iowa	Cedar Rapids, Kennedy
67	** Jaleel Johnson	DL	6-4	310	Sr.	Lombard, Ill.	Montini Catholic
68	Landan Paulsen	OL	6-5	305	#Fr.	Moville, Iowa	Woodbury Central
69	* Keegan Render	OL	6-4	308	So.	Indianola, Iowa	Indianola
70	Lucas LeGrand	OL	6-5	290	So.	Dubuque, Iowa	Senior
71	Brett Waechter	OL	6-5	290	#Fr.	Hartley, Iowa	Hartley-Melvin-Sanborn
73	** Ryan Ward	OL	6-5	295	Sr.	Homer Glen, Ill.	Providence Catholic
74	Mitch Keppy	OL	6-5	300	Sr.	Port Byron, Ill.	Riverdale
74	Austin Schulte	DE	6-4	250	Fr.	Pella, Iowa	Pella
75	** Ike Boettger	OL	6-6	307	Jr.	Cedar Falls, Iowa	Cedar Falls
76	* Dalton Ferguson	OL	6-4	310	So.	Solon, Iowa	Solon
77	Alaric Jackson	OL	6-7	285	Fr.	Detroit, Mich.	Renaissance
77	Daniel Gaffey	DL	6-2	285	Jr.	Iowa City, Iowa	Regina
78	* James Daniels ^	OL	6-4	295	So.	Warren, Ohio	Harding
79	** Sean Welsh	OL	6-3	290	Jr.	Springboro, Ohio	Springboro
80	Devonte Young	WR	6-0	195	Fr.	Waldorf, Md.	North Point
81	Jon Wisnieski	TE	6-5	250	Jr.	West Des Moines, Iowa	Dowling
82	* Adrian Falconer ^	WR	6-1	190	So.	Leesburg, Fla.	Leesburg
83	*** Riley McCarron	WR	5-9	186	Sr.	Dubuque, Iowa	Wahlert
84	Austin Spiewak	LS	6-2	215	Fr.	Palatine, Ill.	Fremd
85	Nate Vejvoda	TE	6-5	238	#Fr.	Homer Glen, Ill.	Providence Catholic
86	Peter Pekar	TE	6-4	250	Jr.	Greendale, Wis.	Greendale
87	Noah Fant	TE	6-5	220	Fr.	Omaha, Neb.	Omaha South
88	* Jake Hulett	DL	6-3	285	Jr.	Springville, Iowa	Springville
89	*** Matt VandeBerg ^	WR	6-1	190	Sr.	Brandon, S.D.	Brandon Valley
90	* Sam Brincks	DE	6-5	270	So.	Carroll, Iowa	Kuemper
91	Miguel Recinos	K	6-1	190	So.	Mason City, Iowa	Mason City
91	Brady Reiff	DL	6-3	250	#Fr.	Parkston, S.D.	Parkston
93	Brandon Simon	DE	6-1	236	Fr.	Newark, N.J.	Don Bosco Prep
94	Michael Slater	DE	6-2	285	#Fr.	St. Louis, Mo.	Parkway Central
94	Caleb Shudak	PK	5-8	175	Fr.	Council Bluffs, Iowa	Lewis Central
95	Cedrick Lattimore	DE	6-5	260	Fr.	Redford, Mich.	East English Village Prep
96	* Matt Nelson	DE	6-8	282	So.	Cedar Rapids, Iowa	Xavier
97	** Tyler Kluver	LS	6-0	220	Jr.	Marshalltown, Iowa	Marshalltown
97	Romeo McKnight	DE	6-5	235	Fr.	Crystal Lake, Ill.	Crystal Lake Central
98	Anthony Nelson	DE	6-7	253	#Fr.	Urbandale, Iowa	Wauke
98	Ron Coluzzi	P	5-11	182	Sr.	Naperville, Ill.	Naperville North
99	* Nathan Bazata	DL	6-2	285	Jr.	Howells, Neb.	Howells-Dodge

\* - - indicates letters won

^ - - redshirt year still available

# - - redshirt freshman

## Players: 119

Seniors: _____	15	Redshirt Freshmen: _____	26
Juniors: _____	20	Freshmen: _____	32
Sophomores: _____	26		

## Returning Lettermen: 39

3-yr. Lettermen: _____	6	Offense: _____	20
2-yr. Lettermen: _____	12	Defense: _____	18
1-yr. Lettermen: _____	22	Specialty: _____	1





No.	Name	Pos.	Ht.	Wt.	Yr.	Hometown	High School/Previous
4	Joe Argo	DB	5-11	185	Fr.	Davenport, Iowa	Assumption
20	Cedric Boswell	DB	5-11	175	Fr.	Beverly Hills, Mich.	Groves
12 ***	Anthony Gair	DB	6-2	210	Sr.	Plano, Texas	Prestonwood Christian
30	Jake Gervase	DB	6-1	210	So.	Davenport, Iowa	Assumption
27	Amani Hooker	DB	6-0	203	Fr.	Minneapolis, Minn.	Park Center
15 *	Joshua Jackson	DB	6-1	185	So.	Corinth, Texas	Lake Dallas
14 ***	Desmond King ^	DB	5-11	203	Sr.	Detroit, Mich.	East English Village Prep
9	Jonathan Lubanza	DB	6-1	185	#Fr.	Naperville, Ill.	Naperville Central
13 **	Greg Mabin	DB	6-2	200	Sr.	Fort Lauderdale, Fla.	Calvary Christian Academy
18	John Milani	DB	6-1	195	#Fr.	Iowa City, Iowa	West
11	Michael Ojemudia	DB	6-2	190	#Fr.	Farmington Hills, Mich.	Harrison
5	Manny Rugamba	DB	6-0	172	Fr.	Naperville, Ill.	Naperville Central
37 *	Brandon Snyder	DB	6-1	210	So.	Larchwood, Iowa	West Lyon
19 **	Miles Taylor ^	DB	5-11	205	Jr.	Silver Spring, Md.	Gonzaga College HS
26 *	Kevin Ward	DB	6-1	205	Jr.	Homer Glen, Ill.	Providence Catholic
<hr/>							
35	Tristan Bohr	LB	6-3	205	Fr.	Cresco, Iowa	Crestwood
41 **	Bo Bower	LB	6-1	235	Jr.	West Branch, Iowa	West Branch
22	Angelo Garbutt	LB	6-2	230	#Fr.	Carrollton, Texas	Hebron
45	Eric Grimm	LB	6-2	205	So.	Damascus, Md.	Our Lady of Good Counsel
48	Jack Hockaday ^	LB	6-1	227	So.	Forsyth, Ill.	Maroa-Forsyth
43 **	Josey Jewell	LB	6-2	235	Jr.	Decorah, Iowa	Decorah
52	Amani Jones	LB	6-0	215	Fr.	Chicago, Ill.	Phillips
31 *	Aaron Mends	LB	6-0	223	So.	Kansas City, Mo.	Winnertonka
44 ***	Ben Niemann ^	OLB	6-3	230	Jr.	Sycamore, Ill.	Sycamore
49	Nick Niemann	LB	6-4	220	Fr.	Sycamore, Ill.	Sycamore
50	Jacob Sobotka	LB	6-3	235	So.	Clearfield, Iowa	Mount Ayr
55	Kyle Taylor	LB	6-2	220	Fr.	Silver Spring, Md.	Gonzaga College HS
35	Barrington Wade	LB	6-1	210	Fr.	Skokie, Ill.	Niles North
34	Kristian Welch	LB	6-3	220	Fr.	Iola, Wis.	Iola-Scandinavia
29	Nick Wilson	LB	6-2	217	#Fr.	Granger, Iowa	Dowling
<hr/>							
99 *	Nathan Bazata	DL	6-2	285	Jr.	Howells, Neb.	Howells-Dodge
90 *	Sam Brincks	DE	6-5	270	So.	Carroll, Iowa	Kuemper
56 *	Faith Ekakitie	DL	6-3	290	Sr.	Brampton, Ontario	Lake Forest, Ill. Academy
77	Daniel Gaffey	DL	6-2	285	Jr.	Iowa City, Iowa	Regina
60	Jacob Giese	DL	6-3	280	#Fr.	West Branch, Iowa	West Branch
57	Chauncey Golston	DE	6-5	227	Fr.	Detroit, Mich.	East English Village Prep
40 *	Parker Hesse	DE	6-3	250	So.	Waukon, Iowa	Waukon
88 *	Jake Hulett	DL	6-3	285	Jr.	Springville, Iowa	Springville
66	Dalles Jacobus	DL	6-1	255	Fr.	Palo, Iowa	Cedar Rapids, Kennedy
53	Garret Jansen	DL	6-2	270	#Fr.	Pella, Iowa	Pella
67 **	Jaleel Johnson	DL	6-4	310	Sr.	Lombard, Ill.	Montini Catholic
95	Cedrick Lattimore	DE	6-5	260	Fr.	Redford, Mich.	East English Village Prep
97	Romeo McKnight	DE	6-5	235	Fr.	Crystal Lake, Ill.	Crystal Lake Central
98	Anthony Nelson	DE	6-7	253	#Fr.	Urbandale, Iowa	Waukee
96 *	Matt Nelson	DE	6-8	282	So.	Cedar Rapids, Iowa	Xavier
91	Brady Reiff	DL	6-3	250	#Fr.	Parkston, S.D.	Parkston
74	Austin Schulte	DE	6-4	250	Fr.	Pella, Iowa	Pella
93	Brandon Simon	DE	6-1	236	Fr.	Newark, N.J.	Don Bosco Prep
94	Michael Slater	DE	6-2	285	#Fr.	St. Louis, Mo.	Parkway Central
<hr/>							
98	Ron Coluzzi	P	5-11	182	Sr.	Naperville, Ill.	Naperville North
3	Keith Duncan	PK	5-11	165	Fr.	Weddington, N. C.	Weddington
2	Mick Ellis	K	5-10	190	So.	Allen, Texas	Lovejoy
97 **	Tyler Kluver	LS	6-0	220	Jr.	Marshalltown, Iowa	Marshalltown
6	Josh Proehl	K	5-9	180	#Fr.	Solon, Iowa	Solon
7	Colten Rastetter	P	6-2	205	#Fr.	Guttenberg, Iowa	Clayton Ridge
91	Miguel Recinos	K	6-1	190	So.	Mason City, Iowa	Mason City
94	Caleb Shudak	PK	5-8	175	Fr.	Council Bluffs, Iowa	Lewis Central
84	Austin Spiewak	LS	6-2	215	Fr.	Palatine, Ill.	Fremd
50	Jackson Subbert	LS	6-3	232	#Fr.	Williamsburg, Iowa	Williamsburg
25	Jackson Terry	P	5-11	184	Fr.	Kansas City, Mo.	Rockhurst

# 2016 ROSTER BY POSITION

No.	Name	Pos.	Ht.	Wt.	Yr.	Hometown	High School/Previous
16	*** C.J. Beathard	QB	6-2	215	Sr.	Franklin, Tenn.	Battle Ground Academy
18	Drew Cook	QB	6-5	230	#Fr.	Iowa City, Iowa	Regina
17	Ryan Schmidt	QB	6-5	230	#Fr.	Marion, Iowa	Linn-Mar
4	Nathan Stanley	QB	6-5	212	Fr.	Menomonie, Wis.	Menomonie
8	* Tyler Wieggers	QB	6-4	225	So.	Lake Orion, Mich.	Detroit Country Day
61	Cole Banwart	OL	6-4	280	Fr.	Ottosen, Iowa	Algona
75	** Ike Boettger	OL	6-6	307	Jr.	Cedar Falls, Iowa	Cedar Falls
64	** Cole Croston	OL	6-5	307	Sr.	Sergeant Bluff, Iowa	Sergeant Bluff-Luton
78	* James Daniels ^	OL	6-4	295	So.	Warren, Ohio	Harding
54	* Steve Ferentz	OL	6-2	282	Sr.	Iowa City, Iowa	Iowa City
76	* Dalton Ferguson	OL	6-4	310	So.	Solon, Iowa	Solon
77	Alaric Jackson	OL	6-7	285	Fr.	Detroit, Mich.	Renaissance
74	Mitch Keppy	OL	6-5	300	Sr.	Port Byron, Ill.	Riverdale
70	Lucas LeGrand	OL	6-5	290	So.	Dubuque, Iowa	Senior
52	** Boone Myers	OL	6-5	305	Jr.	Webster City, Iowa	Webster City
57	Jake Newborg	OL	6-3	290	#Fr.	Inwood, Iowa	West Lyon
68	Landan Paulsen	OL	6-5	305	#Fr.	Moville, Iowa	Woodbury Central
66	Levi Paulsen	OL	6-5	305	#Fr.	Moville, Iowa	Woodbury Central
56	Burke Prins	OL	6-4	260	Fr.	Hinton, Iowa	Hinton
69	* Keegan Render	OL	6-4	308	So.	Indianola, Iowa	Indianola
59	Ross Reynolds	OL	6-4	300	So.	Waukegan, Iowa	Waukegan
71	Brett Waechter	OL	6-5	290	#Fr.	Hartley, Iowa	Hartley-Melvin-Sanborn
73	** Ryan Ward	OL	6-5	295	Sr.	Homer Glen, Ill.	Providence Catholic
79	** Sean Welsh	OL	6-3	290	Jr.	Springboro, Ohio	Springboro
63	Spencer Williams	OL	6-3	290	Fr.	Cedar Falls, Iowa	Cedar Falls
42	Shaun Beyer	TE	6-5	210	Fr.	Shellsburg, Iowa	Cedar Rapids Kennedy
87	Noah Fant	TE	6-5	220	Fr.	Omaha, Neb.	Omaha South
38	T.J. Hockenson	TE	6-5	230	Fr.	Chariton, Iowa	Chariton
46	*** George Kittle	TE	6-4	250	Sr.	Norman, Okla.	Norman
86	Peter Pekar	TE	6-4	250	Jr.	Greendale, Wis.	Greendale
85	Nate Vejvoda	TE	6-5	238	#Fr.	Homer Glen, Ill.	Providence Catholic
39	Nate Wieting	TE	6-4	245	#Fr.	Rockford, Ill.	Lutheran
81	Jon Wisniewski	TE	6-5	250	Jr.	West Des Moines, Iowa	Dowling
22	Toks Akinribade	RB	6-0	205	Fr.	Brownsburg, Ind.	Brownsburg
21	Sam Cook	RB	5-9	215	Fr.	Fort Dodge, Iowa	Fort Dodge
29	* LeShun Daniels, Jr. ^	RB	6-0	225	Sr.	Warren, Ohio	Harding
26	Marcel Joly	RB	5-11	195	So.	Hyattsville, Md.	Forestville Military Academy
32	* Derrick Mitchell, Jr.	RB	6-1	220	Jr.	St. Louis, Mo.	Vashon
25	* Akrum Wadley	RB	5-11	191	Jr.	Newark, N.J.	Weequahic
28	Toren Young	RB	5-11	220	Fr.	Madison, Wis.	Monona Grove
47	Lane Akre	FB	6-0	235	#Fr.	Geneseo, Ill.	Geneseo
41	Austin Kelly	FB	5-11	245	So.	Hickory Hills, Ill.	Stagg
45	Drake Kulick	FB	6-1	236	Jr.	Muscatoine, Iowa	Muscatoine
30	Steve Manders	FB	6-1	235	Jr.	Crofton, Md.	Fork Union Military Academy
36	Brady Ross	FB	6-1	240	#Fr.	Humboldt, Iowa	Humboldt
2	Brandon Bishop	WR	5-9	180	So.	Sugar Grove, Ill.	Kaneland
11	Ryan Boyle	WR	6-1	208	#Fr.	West Des Moines, Iowa	Dowling
23	Dominique Dafney	WR	6-1	213	So.	West Des Moines, Iowa	Valley (Iowa Western CC)
82	* Adrian Falconer ^	WR	6-1	190	So.	Leesburg, Fla.	Leesburg
14	Connor Keane	WR	6-1	195	Jr.	St. Paul, Minn.	Cretin-Derham Hall
83	*** Riley McCarron	WR	5-9	186	Sr.	Dubuque, Iowa	Wahlert
5	Ronald Nash	WR	6-2	210	So.	Sioux City, Iowa	East/Iowa Western CC
6	Emmanuel Ogwo	WR	6-0	177	#Fr.	Mesquite, Texas	Horn
10	* Jonathan Parker	WR	5-8	188	Jr.	St. Louis, Mo.	Christian Brothers
3	Jay Scheel	WR	6-1	195	So.	Mount Auburn, Iowa	Union
9	* Jerminic Smith ^	WR	6-1	187	So.	Garland, Texas	South Garland
89	*** Matt VandeBerg ^	WR	6-1	190	Sr.	Brandon, S.D.	Brandon Valley
80	Devonte Young	WR	6-0	195	Fr.	Waldorf, Md.	North Point

\* - - indicates letters won

^ - - redshirt year still available

# - - redshirt freshman

**Lettermen Information**
**Lettermen Returning (39)**
**Offense (20)**

Quarterback (2) - -	*** C.J. Beathard
	* Tyler Wiegiers
Running Back (3) - -	* LeShun Daniels, Jr.
	* Derrick Mitchell, Jr.
	* Akrum Wadley
Tight End (1) - -	*** George Kittle
Wide Receiver (5) - -	* Adrian Falconer
	*** Riley McCarron
	* Jonathan Parker
	* Jerminic Smith
	*** Matt VandeBerg
Offensive Line (9) - -	** Ike Boettger
	** Cole Croston
	* James Daniels
	* Steve Ferentz
	* Dalton Ferguson
	** Boone Myers
	* Keegan Render
	** Ryan Ward
	** Sean Welch

**Defense (18)**

Defensive End (2) - -	* Parker Hesse
	* Matt Nelson
Defensive Line (5) - -	* Nathan Bazata
	* Sam Brincks
	* Faith Ekakitie
	* Jake Hulett
	** Jaleel Johnson
Linebacker (4) - -	** Bo Bower
	* Josey Jewell
	* Aaron Mends
	** Ben Niemann
Defensive Back (7) - -	*** Anthony Gair
	* Josh Jackson
	*** Desmond King
	** Greg Mabin
	* Brandon Snyder
	** Miles Taylor
	* Kevin Ward

**Specialists (1)**

Long Snaps (1) - -	** Tyler Kluver
--------------------	-----------------

**Returning Lettermen  
Breakdown (39)**

3-year Lettermen:	6
2-year Lettermen:	12
1-year Lettermen:	21

**Lettermen Lost (24)**
**Offense (12)**

Wide Receiver (3) - -	**** Jacob Hillyer
	**** Tevaun Smith
	* Andrew Stone
Running Back (1) - -	**** Jordan Canzeri
Fullback (2) - -	** Adam Cox
	*** Macon Plewa
Offensive Line (3) - -	**** Austin Blythe
	** Eric Simmons
	**** Jordan Walsh
Tight End (3) - -	**** Jake Duzey
	**** Henry Krieger Coble
	* Jameer Outsey

**Defense (10)**

Defensive End (3) - -	*** Nate Meier
	*** Drew Ott
	* Melvin Spears
Defensive Tackle (2) - -	**** Darian Cooper
	* Kyle Terlouw
Linebackers (2) - -	**** Cole Fisher
	**** Travis Perry
Defensive Back (3) - -	**** Maurice Fleming
	**** Sean Draper
	**** Jordan Lomax

**Specialists (2)**

Punter (1) - -	** Marshall Koehn
Kicker (1) - -	** Dillon Kidd

\* - - indicates letters earned

**Starters Information**
**Starters Returning (14)**

*Reflects 2015 final game line-up.  
Number of 2015 starts in ( ),  
followed by career starts*

**Offense (7)**

Quarterback	C.J. Beathard (14, 15)
Wide Receiver	Matt VandeBerg (13, 16)
Offensive Line	Ike Boettger (7, 8)
	Cole Croston (10, 10)
	Boone Myers (10, 10)
	Sean Welch (14, 23)
Running Back	LeShun Daniels (5, 5)

**Defense (7)**

Defensive Line	Nathan Bazata (14, 14)
	Jaleel Johnson (14, 14)
Linebacker	Josey Jewell (14, 18)
	Ben Niemann (14, 14)
Defensive Back	Desmond King (14, 38)
	Greg Mabin (14, 26)
	Miles Taylor (13, 13)

**Starters Lost  
(12, includes 2 specialists)**
**Offense (5)**

Wide Receiver	Tevaun Smith (9, 24)
Tight End	Jake Duzey (0, 13)
	Henry Krieger Coble (12, 16)
Offensive Line	Austin Blythe (14, 49)
	Jordan Walsh (14, 37)

**Defense (4)**

Defensive Line	Nate Meier (14, 27)
	Drew Ott (5, 30)
Linebacker	Cole Fisher (14, 14)
Defensive Back	Jordan Lomax (14, 27)

**Specialists (2)**

Kicker	Marshall Koehn (14, 27)
Punter	Dillon Kidd (14, 27)

**Others Returning with  
Starting Experience**

*(Number of 2015 starts in ( ), followed by career starts)*

**Offense (6)**

Offensive Line	James Daniels (2, 2)
Running Back	Akrum Wadley (3, 3)
Tight End	George Kittle (6, 7)
Wide Receiver	Riley McCarron (1, 1)
	Jonathan Parker (0, 1)
	Jerminic Smith (2, 2)

**Defense (3)**

Defensive End	Parker Hesse (9, 9)
Linebacker	Bo Bower (0, 13)
Defensive Back	Anthony Gair (1, 2)



**2016 Preseason Depth Chart by Class**

<b>Seniors (12)</b>		<b>Juniors (14)</b>		<b>Sophomores (18)</b>		<b>Redshirt Freshmen (6)</b>	
QB	C.J. Beathard (15)	DL	Nathan Bazata (14)	DL	Sam Brincks	LB	Angelo Garbutt
OL	Cole Croston (10)	OL	Ike Boettger (8)	OL	James Daniels	DL	Anthony Nelson
RB	LeShun Daniels, Jr. (5)	LB	Bo Bower (13)	PK	Mick Ellis	DB	Michael Ojemudia
DL	Faith Ekakitie	DL	Jake Hulett	WR	Adrian Falconer	P	Colten Rastetter
OL	Steve Ferentz	LB	Josey Jewell (18)	OL	Dalton Ferguson	FB	Brady Ross
DB	Anthony Gair (2)	FB	Drake Kulick	DB	Jake Gervase	OL	Brett Waechter
DL	Jaleel Johnson (14)	OL	Boone Myers (10)	DL	Parker Hesse (9)		
DB	Desmond King (38)	LB	Ben Niemann (14)	LB	Jack Hockaday		
TE	George Kittle (7)	WR	Jonathan Parker (1)	DB	Josh Jackson		
DB	Greg Mabin (26)	TE	Peter Pekar	OL	Lucas LeGrand		
WR	Riley McCarron (1)	DB	Miles Taylor (13)	LB	Aaron Mends		
WR	Matt VandeBerg (16)	RB	Akrum Wadley (3)	DL	Matt Nelson		
		OL	Sean Welsh (23)	PK	Miguel Recinos		
		TE	Jon Wisnieski	OL	Keegan Render		
				WR	Jay Scheel		
				WR	Jerminic Smith		
				DB	Brandon Snyder		
				QB	Tyler Wiegers		

*(Career starts in parenthesis  
where applicable)*

**Pronunciation Guide**

#	Name	Pronunciation	#	Name	Pronunciation
	Head Coach Kirk Ferentz	FAIR-ints	45	Drake Kulick	KOO-lick
	Assistant Coach Brian Ferentz	FAIR-ins	9	Jonathan Lubanza	lou-BON-zuh
22	Toks Akinribade	Toeks A-KIN-ri-body	13	Greg Mabin	MAY-bin
47	Lane Akre	ACHE-ree	18	John Milani	muh-LON-ee
99	Nathan Bazata	BUDGET-uh	44	Ben Niemann	KNEE-mun
16	C.J. Beathard	BETH-urd	49	Nick Niemann	KNEE-mun
75	Ike Boettger	BUTT-gir	6	Emmanuel Ogwu	OUG-woo
98	Ron Coluzzi	KUH-lose-ee	11	Michael Ojemudia	oh-jay-MOO-dee-uh
29	LeShun Daniels, Jr.	Luh-SEAN	86	Peter Pekar	PEE-kar
56	Faith Ekakitie	ee-KACK-uh-tee	7	Colten Rastatter	RASS-tet-ir
82	Adrian Falconer	FALCON-ir	91	Miguel Recinos	muh-GEL ray-SEE-nos
54	Steve Ferentz	FAIR-ints	91	Brady Reiff	REEF
77	Daniel Gaffey	GAFF-ee	5	Manny Rugamba	ru-GUM-buh
22	Angelo Garbutt	GAR-but	74	Austin Schulte	SHUL-tee
30	Jake Gervase	JIR-voss	9	Jerminic Smith	jir-muh-NEEK
60	Jacob Giese	GEES-ee	50	Jason Sobotka	suh-BOT-kuh
40	Parker Hesse	HESS-ee	84	Austin Spiewak	SPEE-wack
88	Jake Hulett	HUGH-let	50	Jackson Subbert	SUE-birt
77	Alaric Jackson	AH-lair-ick	85	Nate Vejvoda	vuh-VO-duh
66	Dalles Jacobus	DALLAS juh-COE-bus	25	Akrum Wadley	ACK-rum
21	Justin Jinning	GIN-ing	71	Brett Waechter	WAX-tir
26	Marcel Joly	JOLLY	8	Tyler Wiegers	WEE-girs
14	Connor Keane	CANE	39	Nate Wieting	WHEAT-ing
97	Tyler Kluver	CLUE-vir	81	Jon Wisnieski	Wiz-NIS-ski

For audio of each pronunciation, visit the Iowa football roster page on [hawkeyesports.com](http://hawkeyesports.com).

**OFFENSE**

Pos.	No.		Name	Ht.	Wt.	Yr.	Hometown (Previous School)
SE	9	*	Jerminic Smith ^	6-1	187	So.	Garland, Texas (South Garland)
OR	3		Jay Scheel	6-1	195	So.	Mount Auburn, Iowa (Union)
LT	64	**	Cole Croston	6-5	307	Sr.	Sergeant Bluff, Iowa (Sergeant Bluff-Luton)
	71		Brett Waechter	6-5	290	#Fr.	Hartley, Iowa (Hartley-Melvin-Sanborn)
LG	52	**	Boone Myers	6-5	305	Jr.	Webster City, Iowa (Webster City)
	70		Lucas LeGrand	6-5	290	So.	Dubuque, Iowa (Senior)
C	79	**	Sean Welsh	6-3	290	Jr.	Springboro, Ohio (Springboro)
	54	*	Steve Ferentz	6-2	282	Sr.	Iowa City, Iowa (Iowa City)
RG	78	*	James Daniels ^	6-4	295	So.	Warren, Ohio (Harding)
	69	*	Keegan Render	6-4	308	So.	Indianola, Iowa (Indianola)
RT	75	**	Ike Boettger	6-6	307	Jr.	Cedar Falls, Iowa (Cedar Falls)
	76	*	Dalton Ferguson	6-4	310	So.	Solon, Iowa (Solon)
TE	46	***	George Kittle	6-4	250	Sr.	Norman, Okla. (Norman)
	86		Peter Pekar	6-4	250	Jr.	Greendale, Wis. (Greendale)
OR	81		Jon Wisnieski	6-5	250	Jr.	West Des Moines, Iowa (Dowling)
WR	89	***	Matt VandeBerg ^	6-1	190	Sr.	Brandon, S.D. (Brandon Valley)
	10	*	Jonathan Parker	5-8	188	Jr.	St. Louis, Mo. (Christian Brothers)
WR	83	***	Riley McCarron	5-9	186	Sr.	Dubuque, Iowa (Wahlert)
	82	*	Adrian Falconer ^	6-1	190	So.	Leesburg, Fla. (Leesburg)
QB	16	***	C.J. Beathard	6-2	215	Sr.	Franklin, Tenn. (Battle Ground Academy)
	8	*	Tyler Wiegiers	6-4	225	So.	Lake Orion, Mich. (Detroit Country Day)
RB	29	*	LeShun Daniels, Jr.	6-0	225	Sr.	Warren, Ohio (Harding)
	25	*	Akrum Wadley	5-11	191	Jr.	Newark, N.J. (Weequahic)
FB	45		Drake Kulick	6-1	236	Jr.	Muscatine, Iowa (Muscatine)
	36		Brady Ross	6-1	240	#Fr.	Humboldt, Iowa (Humboldt)
PK	91		Miguel Recinos	6-1	190	So.	Mason City, Iowa (Mason City)
	2		Mick Ellis	5-10	190	So.	Allen, Texas (Lovejoy)

**DEFENSE**

Pos.	No.		Name	Ht.	Wt.	Yr.	Hometown (Previous School)
LE	96	*	Matt Nelson	6-8	282	So.	Cedar Rapids, Iowa (Xavier)
	90	*	Sam Brincks	6-5	270	So.	Carroll, Iowa (Kuemper)
LT	67	**	Jaleel Johnson	6-4	310	Sr.	Lombard, Ill. (Montini Catholic)
	56	*	Faith Ekakitie	6-3	290	Sr.	Brampton, Ontario (Lake Forest Acad.)
RT	99	*	Nathan Bazata	6-2	285	Jr.	Howells, Neb. (Howells-Dodge)
	88	*	Jake Hulett	6-3	285	Jr.	Springville, Iowa (Springville)
RE	40	*	Parker Hesse	6-3	250	So.	Waukon, Iowa (Waukon)
	98		Anthony Nelson	6-7	253	#Fr.	Urbandale, Iowa (Waukee)
OLB	44	**	Ben Niemann ^	6-3	230	Jr.	Sycamore, Illinois (Sycamore)
	41	**	Bo Bower	6-1	235	Jr.	West Branch, Iowa (West Branch)
MLB	43	**	Josey Jewell	6-2	235	Jr.	Decorah, Iowa (Decorah)
	22		Angelo Garbutt	6-2	230	#Fr.	Carrollton, Texas (Hebron)
WLB	31	*	Aaron Mends	6-0	223	So.	Kansas City, Mo. (Winnetonka)
	48		Jack Hockaday ^	6-1	227	So.	Forsyth, Ill. (Maroa-Forsyth)
LC	13	**	Greg Mabin	6-2	200	Sr.	Fort Lauderdale, Fla. (Calvary Christian Academy)
	11		Michael Ojemudia	6-2	190	#Fr.	Farmington Hills, Mich. (Harrison)
SS	19	**	Miles Taylor ^	5-11	205	Jr.	Silver Spring, Md. (Gonzaga College)
	12	***	Anthony Gair	6-2	210	Sr.	Plano, Texas (Prestonwood Christian)
FS	37	*	Brandon Snyder	6-1	210	So.	Larchwood, Iowa (West Lyon)
	30		Jake Gervase	6-1	210	So.	Davenport, Iowa (Assumption)
RC	14	***	Desmond King ^	5-11	203	Sr.	Detroit, Mich. (East English Village)
	15	*	Josh Jackson	6-1	185	So.	Corinth, Texas (Lake Dallas)
PT	7		Colten Rastetter	6-2	205	#Fr.	Guttenberg, Iowa (Clayton Ridge)
	91		Miguel Recinos	6-1	190	So.	Mason City, Iowa (Mason City)

**Punt Returns:** 14 Desmond King    **Kickoff Returns:** 14 Desmond King    **Deep Snaps:** 97 Tyler Kluver    **Holder:** 8 Tyler Wiegiers  
 83 Riley McCarron                      83 Riley McCarron                      50 Jackson Subbert

\* -- Letters won, ^ -- Redshirt year still available, # -- Indicates redshirt freshman

As head coach Kirk Ferentz and his staff open practice for the 2016 campaign, the Hawkeyes return a solid nucleus of starters to build around the 39 lettermen who return following a record-breaking 2015 championship season.

Iowa posted a 12-0 regular season mark a year ago, winning the Big Ten Conference West Division before a last-second loss to Michigan State in the conference championship game. Iowa earned its first Rose Bowl Game appearance in 25 years and completed the season with a 12-2 record. It marked Iowa's 13th bowl appearance since 2001 and its ninth January bowl game.

The Hawkeyes have posted six bowl wins (second-most in the Big Ten since 2001) under Ferentz, who is in his 18th season as Iowa's head coach. Ferentz, along with Oklahoma's Bob Stoops, a former Iowa player, leads all FBS coaches in longevity. He has posted a 127-87 record with the Hawkeyes, including a 125-69 record over the past 15 seasons. Iowa has played 13 bowl games under Ferentz, with four January bowl victories and three BCS bowl games. Ferentz's six bowl victories tie for third-most all-time among Big Ten coaches.

Ferentz earned national recognition in 2015 after leading the Hawkeyes to an undefeated regular season. He earned the Bobby Dodd Award as national Coach of the Year, was named Eddie Robinson Coach of the Year by the Football Writers Association of America, and Woody Hayes Coach of the Year by the Touchdown Club of Columbus, Ohio. He was also the American Football Coaches Association Region 3 Coach of the Year. Within the conference, Ferentz was recognized as both the Dave McClain and Hayes-Schembechler Big Ten Coach of the Year.

The Iowa coaching staff has a change from a year ago, with Seth Wallace moving from recruiting coordinator to linebackers coach. Phil Parker (defense) and Greg Davis (offense) head into their fifth seasons as coordinators. Parker oversees the secondary, while Reese Morgan coaches the defensive line. Newly appointed recruiting coordinator Kelvin Bell will also work with the defensive line.

Davis coaches quarterbacks. Brian Ferentz, in his fifth season as offensive line coach, added run game coordinator responsibilities a year ago. Bobby Kennedy is in his fourth year with Iowa wide receivers, and Chris White coaches running backs and coordinates special teams. LeVar Woods is in his second season coaching tight ends and will continue to assist with special teams.

"We had a productive spring practice period overall. The players were attentive, and as a group we made positive strides. That said, we still have a long road ahead before we open the season in September."

Among the 39 returning lettermen, the Hawkeyes have seven offensive starters, including senior quarterback C.J. Beathard. The seven returning starters on defense are led by senior cornerback Desmond King, recipient of the 2015 Jim Thorpe Award as the nation's best defensive back.

Defensively, the returning starters include tackles Nathan Bazata and Jaleel Johnson, and linebackers Josey Jewell and Niemann. In addition to King, the secondary returns Mabin, a cornerback, and strong safety Miles Taylor.

Iowa must replace ends Nate Meier and Drew Ott, along with linebacker Cole Fisher and free safety Jordan Lomax. Fisher was second on the team in tackles in 2015, while Meier led the squad in tackles for loss and sacks.

Beathard returns for his senior season to lead the offense, along with wide receiver Matt VandeBerg and running back LeShun Daniels, Jr. Additional returning starters include linemen Ike Boettger, Cole Croston, Boone Myers and Sean Welsh.

The losses on offense include fullback Macon Plewa, who shared the starting spot with Adam Cox (also a 2015 senior) throughout the year. Other losses include center Austin Blythe, guard Jordan Walsh, tight end Henry Krieger Coble, and wide receiver Tevaun Smith. Blythe (49 career starts) and Walsh (37 starts) were key components of the offensive line the last three seasons. Krieger Coble was second on the team in receptions and Smith departs with 1,500 career receiving yards.

The Hawkeye special teams will be without kicker Marshall Koehn and punter Dillon Kidd. Long snapper Tyler Kluver returns. King handled nearly all of Iowa's punt and kickoff returns a year ago.

"The 21 seniors a year ago were a model of great behavior and did an outstanding job; as they leave, someone has to ascend to the role they played," said Ferentz. "That is going to be a task in itself, those who do ascend will leave a void at that level as well. That is the beauty of football, it's a process to see who is going to step up and do things they were not able to do a year ago. We have a good nucleus of guys who are working toward that end, but we are not there yet. That is why every phase is so important."

Among the 2015 seniors, Walsh earned first-team all-league honors and Blythe and Koehn were second-team selections. Lomax, Meier and running back Jordan Canzeri earned third-team recognition and honorable mention selections included Fisher and Kidd. Lomax also earned second-team Academic All-America honors.

"The guys on the field worked hard, the attitude was good," said Ferentz, in regard to the spring. "We made progress and saw growth. Like spring practice most years, we are hardly ready to play a game at this point. The summer months are critical so as to insure we will be ready when we start out in August.

"It's a 12-month process, and the out-of-season is always important. Last year we graduated 21 outstanding seniors. While maybe not a strong class by NFL standards (Iowa had one player drafted), yet no previous senior class has been able to accomplish what they did last season. To minimize their impact would be a big mistake."

Here is a look at the Hawkeyes, position by position:

#### QUARTERBACK

Senior C.J. Beathard (6-foot-2, 215 pounds) started all 14 games a year ago and earned second-team All-Big Ten honors. Beathard completed 223-of-362 attempts for 2,809 yards and 17 touchdowns, with five interceptions. He also rushed for 237 yards and six touchdowns.

Beathard has won all 13 of his regular-season starts over the past two years, despite fighting the injury bug much of last season and into the spring. He reached career-high marks in attempts (40), and completions (27) in a last-second win over Pittsburgh, while passing for a career-high 278 yards against North Texas. Sophomore Tyler Wiegiers (6-4, 225) saw limited action in four games, completing 3-of-4 passes for 32 yards.

Drew Cook (6-5, 230) redshirted a year ago, as did walk-on Ryan Schmidt (6-5, 230).

#### KIRK COMMENTS:

***"It will be good to have C.J. healthy, pretty much for the first time since September, seeing him at full speed will be a good thing. Like every player, he is capable of improving, and that is how he is wired. He will take the experience from last year and move forward; that will be part of his progression. He thinks right and has a great approach."***

***Tyler was fortunate last year to practice a lot more with the first group than a normal back-up would, even in the spring. He***



**has improved dramatically since a year ago August. We have to make sure he continues to move forward.**

**Drew Cook continues to make progress as well, he grows with each phase.**

**As we start fall camp, our plan is to have Ryan Boyle work extensively as a receiver. This gives him a window to find a way to help at receiver and on special teams. Wide receiver is one of our least experienced positions, so the timing is good for his move. Based on what we saw in the spring, we think he has the opportunity to help us win games playing that position."**

#### **RUNNING BACK**

The Hawkeyes graduated their leading rusher from a year ago in Canzeri, who ran for 984 yards and 12 touchdowns, despite missing two games and parts of others due to injuries. A dependable performer throughout his career, Canzeri ranks 13th in career rushing yards (2,073).

The rushing attack will feature Daniels (6-0, 225) as the returning starter. Daniels, who also missed two games last season, rushed 145 times for 646 yards and eight touchdowns. His best performance came in a win over Minnesota when he rushed 26 times for 195 yards and three touchdowns, all career bests.

Junior Akrum Wadley (5-11, 191) was able to step in and perform well as Canzeri and Daniels battled injuries. Wadley ended the season with 496 yards and seven touchdowns. He tied a single-game record with four rushing touchdowns in the win at Northwestern. Forced into action due to Canzeri and Daniels injuries, Wadley rushed for 204 yards on 26 carries in the key victory in Evanston.

Junior Derrick Mitchell, Jr. (6-1, 220) improved throughout the 2015 campaign after moving from wide receiver. Mitchell added 25 rushing attempts for 162 yards and two scores, while grabbing 15 receptions for 141 yards as Iowa's third-down back.

Sophomore Marcel Joly (5-11, 195) saw limited action a year ago after moving from defensive back. Toks Akinribade (6-0, 205) and Toren Young (5-11, 220) are first-year freshmen.

#### **KIRK COMMENTS:**

**"LeShun and Akrum give us a good combination; hopefully both have their best years as Hawkeyes. They are both working toward that end.**

**LeShun played as well last season as he has played since he has been here. Yet, it is always good to have two guys.**

**Akrum took a big step forward a year ago, and he can get a lot better as well. Hopefully with experience and physical maturity he will be a better player this season than he has been to this point.**

**Derrick is our third guy. He missed the spring due to injury and he could have used that time on the field, a more prolonged period of time. We kind of know what he can do, but his best football is in front of him, hopefully we can move in that direction.**

**Marcel is steadily improving. Our two freshmen will have every opportunity to show they can help us next year. If they can, we have an open mind toward that."**

#### **FULLBACK**

Iowa will have to replace two effective players with the graduation of Adam Cox and Macon Plewa. Their contributions don't show up in rushing and receiving yards, but both played a key role in Iowa's rushing game success during their careers, and both played key roles on special teams.

Junior Drake Kulick (6-1, 236) is listed ahead of redshirt freshman Brady Ross (6-1, 240) on the depth chart, but none of the players at this position have much experience. Kulick had three rushing attempts for eight yards and a 22-yard pass reception in the win at Northwestern last season.

Ross joined the program as a walk-on and moved from defense in the spring. Sophomore Austin Kelly (5-11, 245) and junior Steve Manders (6-1, 235) will also be in the mix in August.

#### **KIRK COMMENTS:**

**"Drake and Brady received most of the work in the spring; we will let it sort itself out in August. Austin Kelly is a good prospect, with several guys having a chance to be in that mix. We lost two really good seniors in Macon and Adam; not only good players but strong leaders."**

#### **TIGHT END**

Senior George Kittle is the lone returning tight end who possesses considerable game experience. The losses include Henry Krieger Coble, who was second on the team in receptions (35-405, one TD) last season, and Jake Duzey, who never fully recovered from a major injury during 2015 spring practice.

The veteran is Kittle (6-4, 246). He hauled in 20 receptions for 290 yards and a team-high six touchdowns last season.

Juniors Peter Pekar (6-4, 250), and Jon Wisnieski (6-5, 250) have seen limited action and share the second line on the depth chart heading into fall camp. Redshirt freshmen Nate Vejvoda (6-5, 238) and Nate Wieting (6-4, 245) are candidates who will have the opportunity to earn playing time in the rotation.

#### **KIRK COMMENTS:**

**"I can't say enough about the season Henry Krieger Coble had; to me he is representative of the entire group of seniors. They were good players who had productive careers and played their best football as seniors.**

**George played well last year; he took a major step forward. The good news is we think he has another step or two to take, he has the ability to have a great senior year. He is working hard toward that.**

**We will use the month of August to watch Peter and Jon compete and see how they sort themselves out. Both Nate Wieting and Nate Vejvoda could enter into the rotations this year at some point."**

**As a group, George has more deep-threat potential as a receiver, and he has worked hard and improved as a blocker. He has the ability to run as well as any of the tight ends we have had recently, yet, is not one dimensional. The others are more like Henry, not off the charts fast, but fast enough and they can be well-rounded. It will be interesting to see how that group separates themselves during August."**

#### **WIDE RECEIVER**

While Iowa returns its leading receiver in VandeBerg, the Hawkeyes must replace Smith and Jacob Hillyer, two seniors in 2015 who saw a lot of playing time throughout their careers. Smith ranks 19th in career receiving yards (1,500).

VandeBerg came on strong a year ago, recording 65 receptions for 703 yards and four touchdowns. Those totals more than doubled his production from the previous two seasons.

Junior Jonathan Parker (5-8, 188) is listed behind VandeBerg at one of the receiver positions, while sophomores Jerminic Smith (6-1, 185), and Jay Scheel (6-1, 195) share the top line at another spot.

Parker moved from running back prior to last season, but saw little action while making the transition. Smith saw the playing field as a true freshman, recording six receptions for 141 yards. Scheel has battled through a major injury suffered near the end of his prep career, and a position change since high school.

The other receiver spot on the depth chart lists senior Riley McCarron (5-9, 186) ahead of sophomore Adrian Falconer (6-1, 190). McCarron had five receptions for 56 yards and a touchdown last season, and is also used as a returner on special teams. Falconer did not have any receptions a year ago, but gained valuable experience in his first year on campus. Redshirt freshman Ryan Boyle (6-1, 208) moved from quarterback toward the end of spring practice.

#### KIRK COMMENTS:

*"It's good to have Matt VandeBerg back; he was very productive last year. Riley McCarron did a lot of good things for us last year, both at receiver and on special teams. We are eager to see him increase his role. Jerminic was able to adjust right away in his first season; we look for continued improvement and consistency from him."*

*A couple of things in regard to Jay: first, he has been fighting injuries from his high school days; it's been a long road for him. At the end of bowl prep in December, we saw him moving around like we remembered him from high school. And, the second point, he was not a receiver in high school. He has been going through a transition. He looks to be healthy; he works hard and has a great attitude. It would not surprise me to see him ascend this year and start to take off; that would be great for the team as well."*

*Jonathan has been here, but he made a position change last year. I think he is ready to play his best football this year. Adrian is another young guy who has a chance to contribute. We need all of those players to take positive steps as we move forward. It will help our football team if we get the guys to ascend at this position."*

*CJ is not afraid to throw the ball in a tight window; he has that confidence that he can get it in there. He will take those shots; we have to make sure we have guys in position to make the plays for us."*

#### OFFENSIVE LINE

With the loss of center Austin Blythe and guard Jordan Walsh, the interior of the offense line will feature new faces. Iowa returns guard Sean Welsh (6-3, 290) and three tackles who gained valuable experience a year ago.

Blythe and Walsh combined for 86 career starts over the last four seasons. Welsh, a junior, has started 23 games in two seasons, and has the flexibility to play multiple positions. After starting games at both guard and tackle a year ago, Welsh moved to center for spring practice and adapted well to another position. He is listed ahead of Steve Ferentz (6-2, 282) heading into the fall.

Juniors Boone Myers (6-5, 305) and Ike Boettger (6-6, 307) began last season as the starting tackles, but both battled injuries during the season. That allowed senior Cole Croston (6-5, 307) to start 10 games (four at left tackle, six at right tackle) and gives the Hawkeyes three tackles with extensive game action.

Croston is listed ahead of redshirt freshman Brett Waechter (6-5, 290) at left tackle, with Boettger listed ahead of sophomore Dalton Ferguson (6-4, 310) at right tackle. Myers moved to left guard during spring practice and is listed ahead of sophomore Lucas LeGrand (6-5, 290) at that position.

Sophomore James Daniels (6-4, 295) saw action as a true freshman at both guard and tackle. Daniels could move to center, but missed spring practice due to injury. He is listed ahead of sophomore Keegan Render (6-4, 308) at right guard.

#### KIRK COMMENTS:

*"Sean has now officially played all three positions and he does a good job at all three. He is a good player, very attentive to detail. Sean has demonstrated the ability to play different positions and to be able to handle all that goes with that."*

*Center is an important position. With James being out in the spring, we wanted to make sure we had someone gain valuable experience there. We will let August determine what we are going to do in the season, but it doesn't hurt to have two guys with experience at that position."*

*James got a lot of good exposure last year, and he's doing great right now. August will be very important to him; we're confident he'll do a good job, too."*

*We have a number of guys who have played the other spots, with Cole, Ike, and Boone. All three ended up doing a good job last year, with Cole playing more than the other two, who were starters at the beginning of the year. All three are good football players who gained quality experience. I would like to think with a year experience under their belts they can help us and play at a high level. With Sean, that is four guys I consider to be returning starters."*

*Anytime you can play just one position, it is easier, but Cole is one of those guys who can move around without a problem; it's good to have guys with that versatility. And not to the same extent, but Ike and Boone showed that as well. They have the ability to shift around. Versatility is a word I would use to describe this group, and that is a good thing, it's a positive."*

*Working at guard all spring helped Boone get more comfortable. The positions are different, what you see, how you react, it is different inside. The spring was a good opportunity for him. We were confident he could make that adjustment and do well."*

*We saw good things from a few of the young guys in the spring. Lucas LeGrand emerged a little and Steve Ferentz had been doing a good job. I would say the same thing about Keegan."*

#### DEFENSIVE LINE

Iowa returns its starting tackles, but must replace two veteran ends in Nate Meier and Drew Ott. Meier earned third-team All-Big Ten honors while leading the Hawkeyes in tackles for loss (10.5), sacks (seven), and quarterback pressures (nine). Ott got off to a fast start, but suffered elbow and knee injuries and did not play past the sixth game of the year, appearing in just two Big Ten contests.

The good news is the return of Johnson (6-4, 310), a senior, and Bazata (6-2, 285), a junior. Both started all 14 games in 2015, with Johnson recording 45 tackles and Bazata 42. Senior Faith Ekakitie (6-3, 290) had a solid junior season and can provide interior support. He is listed behind Johnson, while junior Jake Hulet (6-3, 285) is listed behind Bazata. Hulet earned his first letter playing primarily on special teams a year ago.

With Ott fighting injuries, sophomore Parker Hesse (6-3, 250) gained valuable experience while starting nine games. He recorded 44 tackles, including three tackles for loss and two sacks. He had one forced and one recovered fumble, and his only interception resulted in a four-yard return for a touchdown in a win at Nebraska.

Hesse is listed ahead of redshirt freshman Anthony Nelson (6-7, 253) at one end spot, with sophomore Matt Nelson (6-8, 282) listed ahead of sophomore Sam Brincks (6-5, 270) at the other end.

**KIRK COMMENTS:**

*"With Jaleel and Nathan, it's similar to the offensive line last year; they hadn't played much going into the season. Both did good things. Nathan is on the same track as Louis (Trinca-Pasat), somewhat undersized as a sophomore, but he also played well. I thought we saw him take a step forward this spring, becoming a more experienced, improved player."*

*Jaleel is a bigger guy, and as a first-year player, did a lot of good things. Jaleel can improve his consistency and proficiency; the more consistently he can play with intensity and effort, the better it will be for him. There are parallels between those two and Carl (Davis) and Louis.*

*This position is another example for the whole team, our best guys, and the most experienced guys, have to play their best football. It's hard to think we can be as good as we want to be if that doesn't happen. That being said, we are counting on Jaleel and Nathan to play well this year.*

*It was terrible that Drew Ott got hurt, but that gave Parker a chance to play maybe before he was ready, and he jumped in there and did a good job. It wasn't by design, but he played more than we anticipated at the start of last year. What we saw from Parker this spring demonstrated that he benefited from that experience.*

*Parker is a better player now than a year ago, and I would say the same about Matt Nelson. He worked hard last year, we watched him progress, and I thought he had a productive spring. Those four guys are ready to go.*

*Anthony Nelson had a good spring and has a lot of upside. Faith has played, he's a senior and he has shown that progression. Those would be the first six players across the front. Sam Brincks and Jake Hulett are working hard, showing growth and making progress as they move forward.*

*Matt and Anthony have good size. Their length isn't critical to success, but they both know how to use their length to their advantage. We're pleased with both of those players; there are a lot of similarities, both on and off the field, in how they approach their business."*

**LINEBACKERS (Includes outside linebackers)**

The play of the linebackers as a group was a bright spot throughout the 2015 season. With Jewell (6-2, 235) stepping into the middle position as a sophomore, sophomore Ben Niemann (6-3, 230) filled the outside position and Cole Fisher started every game of his senior season at the Will position. Fisher had not started a game in his previous years, yet ranked second on the team with 116 tackles and also played well on special teams.

Jewell led the team with 126 tackles while starting every game in the middle. He totaled 7.5 tackles for loss and was second on the team with four interceptions. Jewell's breakthrough season earned him second-team all-conference honors. He is listed ahead of redshirt freshman Angelo Garbutt (6-2, 230) on the depth chart. Niemann returns after a solid season, but was held out of spring practice. He recorded 45 tackles, and four sacks while starting every game. Niemann is listed ahead of junior Bo Bower (6-1, 235) on the outside. Bower is a two-year letterman who gained starting experience in 2014.

With Fisher's graduation, Bower and sophomores Aaron Mends (6-0, 223) and Jack Hockaday (6-1, 227) are in the mix at the Will

position. Mends earned his first letter a year ago, while Hockaday played primarily on special teams as a true freshman. Bower has shown the ability to contribute at both the Will and outside positions.

**KIRK COMMENTS:**

*"We saw the progress in Josey coming by the way he finished the 2014 season; he has done a good job. The fact that he is the first sophomore captain we've had tells you how he is wired, how he does things and how his teammates view him. He had a good year, and has a chance to be better this year."*

*Ben's position is not around the ball as much as the middle guy; it's a more quiet position statistically, but a really important position in our defense. Ben did a good job in his first year as a starter. I'm excited that those two guys have two more seasons with us.*

*The weak side position is a coin toss; it could be Bo, Aaron, or Jack. We will keep an open mind in August; let those guys compete throughout the month. I'm not sure we knew Cole (Fisher) was going to step in and do such a good job a year ago, but he did. We have three good candidates, we will let those guys compete and see how it looks.*

*Bo works extremely hard, he plays well on special teams, has a great attitude, and is highly regarded by everyone. All three are quality guys. Bo is the most experienced, Aaron demonstrated great growth in a years' time, and Jack caught our attention last year as a true freshman. It would not surprise me if any of those three are the guy who plays the Will position for us, right now it would be hard to predict."*

**DEFENSIVE BACKS**

Three of four starters return in the secondary, which may be Iowa's most experienced and talented position group.

King (5-11, 203) is a three-year starter who has improved his play each season. He recorded 72 tackles last season, while matching the single-season record of eight interceptions (118 return yards and one touchdown). He added 13 pass breakups while earning conference and national honors at his position. King is listed ahead of sophomore Joshua Jackson (6-1, 185) at right corner.

Senior Greg Mabin (6-2, 200) has started 26 games over the past two seasons opposite King, and last year recorded 54 tackles, two interceptions and eight pass breakups. Mabin missed spring practice and is listed at left cornerback ahead of redshirt freshman Michael Ojemudia (6-2, 190).

Junior Miles Taylor (5-11, 205) stepped in and started 13 games at strong safety last season. Taylor proved to be a hard hitter, recording 69 tackles and one interception. He is listed ahead of senior Anthony Gair (6-2, 210), a three-year letterman.

The free safety position needs to be filled due to the graduation of Lomax. Sophomore Brandon Snyder (6-1, 210) lettered last season while playing a key role on Iowa's special teams. He is listed ahead of sophomore Jake Gervase (6-1, 210) heading into the fall. Five of the eight returning lettermen in the secondary have at least two letters.

**KIRK COMMENTS:**

*"Desmond is like C.J., in that he had a good year, but if he's not improving, and it may not show up statistically, it will hurt our team, not only in his play on the field, but as a leader. Desmond has the opportunity to take advantage of his experience, which is significant, to use that to his advantage and play better this year, to be more proficient in everything he does. He had a good spring."*



*Greg has two years of experience, despite missing spring practice. In a perfect world, this would be his best year, and that would help us. We have two corners with quality experience.*

*With two good seniors at the corners, we have to keep an eye toward the future. Josh Jackson continues to grow and Michael Ojemudia got a lot of reps this spring with Greg being out. We have to move them along. Mike will be a good special teams player as well; he can be a good substitute defensive back for us. Miles did a good job in his first year, he got off to a good start and hopefully we will see continued improvement. He is a high-effort, high-energy player.*

*Jordan Lomax is another guy I would compare to Henry and Jordan Canzeri; he leaves us another big void to fill. Brandon did a good job on special teams last year and had a good spring. He separated himself from the other guys. In August we will have to figure out where we stand with our depth, basically at all spots in the secondary.*

*With the young guys coming in, we will keep an open mind in August. If they can help us, that would be great."*

### SPECIAL TEAMS

The Hawkeyes must find a punter and a kicker. Koehn handled nearly all of the placements the last two years, scoring 170 points to rank 13th in career scoring. In addition, 63.4 percent (47-81) of his kickoffs last year were touchbacks.

Sophomore Miguel Recinos (6-1, 190) made his only two PAT attempts last season, but has not attempted a field goal for the Hawkeyes. Sophomore Mick Ellis (5-10, 190) saw action as a true freshman before redshirting in 2015. Ellis made all seven of his PAT attempts in 2014, but missed his only field goal attempt. Recinos is listed ahead of Ellis following spring practice.

Dillon Kidd, who handled nearly all of the punting duties last season, has graduated. Kidd averaged 40.2 yards per punt while earning honorable mention all-conference recognition. Redshirt freshman Colten Rastetter (6-2, 205) was with the Hawkeyes a year ago, and is listed ahead of Recinos at the punting spot.

Graduate transfer Ron Coluzzi (5-11, 182) joins the program for one season with both punting and kicking experience. Coluzzi averaged 39.3 yards per punt a year ago at Central Michigan. As a freshman, he connected on 12-of-17 field goal attempts and he has also handled kickoff duties.

The punt return game will be led by King, who ranked second in the Big Ten and seventh nationally a year ago with a 14.2 average. King averaged 24.4 yards on kickoff returns to rank fourth in the Big Ten. McCarron also has punt and kickoff return experience.

### KIRK COMMENTS:

*"This is an area that doesn't get talked about prominently, but it is prominent in our thoughts. The good news is that we have Tyler back, who has done a great job with snaps. We have a good return guy in Desmond, who has done a great job, and Riley backing him up.*

*Both specialist positions are up for grabs. Colten did good things with his punting in the spring. Ron is coming in as a graduate student, he had done it before at Central Michigan; he has game experience and has done well. We're excited to have him join the team. We will let them compete. Colten has the tools; as is the case with most young punters, it's a matter of consistency. It's not, can he do it, just a matter of doing it consistently. He has a great attitude and works hard; I'm confident that consistency will come."*

*Ron has also done placekicking in his career. He'll be in the mix for the kickoff job. Miquel and Mick are the top two contestants for the placekicker spot; we will let them battle it out in August. Consistency is the biggest thing, having that confidence that we can convert.*

*We will continue to keep an open mind and make sure we have the best guys out there. If we can play 11 non-starters, there is a lot of upside, but we will do whatever we have to do to make sure we have the best guys out there. That was the case with using Desmond last year, and that paid off for us, so we will keep that same approach moving forward."*

### THE SCHEDULE

Iowa's schedule includes nonconference home games against Miami (Ohio), Iowa State and North Dakota State. The Big Ten slate includes nine games, with five road games and hosting Northwestern, Wisconsin, Michigan and Nebraska. All but the Cornhuskers won at least 10 games in 2015. Along with the Cy-Hawk Series trophy game with Iowa State, the Hawkeyes host a North Dakota State program that has won five straight FCS national championships.

The Hawkeyes begin Big Ten play at Rutgers, opening league play on the road for the 14th time in 18 seasons under Ferentz. Iowa also travels to Minnesota, Purdue, Penn State and Illinois. Five of Iowa's seven home games are against teams that participated in postseason play in 2015.

The Hawkeyes have sold out Kinnick Stadium in 63 of the last 85 games over the past 13 seasons and once again ranked among the top 25 in the nation in home attendance in 2015. Iowa's 36 straight home sellouts (2003-08) is a school record. Since 2002, the Hawkeyes have a 71-24 (.747) home record, including a perfect 7-0 mark in 2015.

### KIRK COMMENTS:

*"We will try to minimize the nine-game conference part of it; it would be a similar schedule to the last two years, but trading Rutgers for Pittsburgh. We play the same number of Power 5 opponents (10).*

*Having said that, it will have an impact on the league race as we move forward. We'll approach the season in segments: one four-game block, another four-game block, then a break with the bye week, then a final four-game block.*

*Each game looks challenging. From the home game standpoint, I think our schedule is something our fans should be excited about, both in the Big Ten and nonconference. We have attractive games for our fans to watch.*

*We have to move forward, which is easier said than done. The trick is to convince everyone that we are back at square one, and that started in January. If a season didn't end the way you want, or it was a huge success, it is irrelevant to the next season. You are dealing with a new team, working with a new team, it's a process. The mental approach that everyone takes is important. While a lot of good things happened, none of our opponents are concerned about what happened in 2015. Most of the guys on this team saw what took place last year and they saw how it took place; now the trick is what did we learn from that and how do we apply it as we move forward?*

*The things you look for: conduct, citizenship, what you are doing in the classroom, your class attendance, has been good. We had a great semester in the classroom, a good spring academically. Then what we have seen on the field, how they train, it appears everyone is thinking correctly. We have to not only continue to move forward, but continue to try to improve as we grow."*

**HAWKEYE HISTORY**

Iowa has played 1,207 games since beginning football in 1889. Iowa's overall record is 625-543-39 (.533). That includes a 393-213-16 (.641) record in home games, a 232-330-23 (.413) record in games away from Iowa City, a 314-366-25 (.457) mark in Big Ten games and a 276-177-15 (.600) record in Kinnick Stadium.

**RETURNING STARTERS**

Based on its usual starting lineup from a year ago, Iowa is expected to return 15 starters in 2016, including seven on offense and seven on defense, plus long snapper Tyler Kluver.

The returning starters on offense include QB C.J. Beathard, OL Ike Boettger, OL Cole Croston, RB LeShun Daniels, OL Boone Myers, WR Matt VandeBerg, and OL Sean Welsh.

The returning starters on defense include DL Nathan Bazata, LB Josey Jewell, DL Jaleel Johnson, DB Desmond King, DB Greg Mabin, LB Ben Niemann, and DB Miles Taylor.

**HOME GROWN HAWKEYES**

Iowa's roster of 119 players includes 54 players from Iowa. The roster includes 19 players from Illinois; seven from Michigan, six from Maryland and Texas, five from Missouri, four from Wisconsin, three from Ohio, two from Florida, Minnesota, Nebraska, New Jersey, and South Dakota, and one from Canada, Indiana, North Carolina, Oklahoma, and Tennessee.

**ALL IN THE FAMILY**

Iowa coach Kirk Ferentz has two of his three sons involved in the Iowa program again in 2016. Brian, a former Hawkeye letterman and captain (2003-05), is in his fourth season as Iowa's offensive line coach and second year as running-game coordinator. Steven is an offensive lineman who is in his fifth season as a redshirt senior. James Ferentz was a three-year starter on the Hawkeye offensive line and a team captain before graduating in 2013.

**FATHER'S FOOTSTEPS**

Iowa has nine players on its 2016 roster whose father played for the Hawkeyes. WR Brandon Bishop (Willie in 1986), QB Drew Cook (Marv in 1985-88), OL Cole Croston (Dave in 1984-86), OL Mitch Keppy (Myron in 1986-87), LS Tyler Kluver (Todd in 1986-87), TE George Kittle (Bruce in 1977-80), WR Anthony Nelson (Jeff in 1990-92), TE Peter Pekar (Jim in 1980-81), and QB Ryan Schmidt (Rick 1984-85).

**BAND OF BROTHERS**

The Hawkeyes have five sets of brothers on the 2016 roster, which ties for most in the nation. OL Ryan Ward and younger brother DB Kevin return for their fourth and final season together. RB LeShun Daniels will run behind OL James Daniels for the second straight year, and twins OL Landan and Levi Paulsen are back after redshirting their freshman year in 2015. They are the sixth set of twins to play football at the University of Iowa. LB Ben Niemann welcomes younger brother LB Nick Niemann to the team this year, as does SS Miles Taylor, whose younger brother LB Kyle is in his first year on campus.

**MORE THAN ONE**

Seventeen high schools have contributed more than one player to the current Iowa football roster. Dowling Catholic HS in West Des Moines, Iowa; East English Village HS in Detroit, Michigan; and Providence Catholic HS in Homer Glen, Illinois all graduated three current Hawkeyes. The schools with two current Hawkeyes include Davenport Assumption (Davenport, Iowa), Cedar Falls HS (Cedar Falls, Iowa), Gonzaga College HS (Silver Spring, Maryland), Harding HS (Warren, Ohio), Kennedy HS (Cedar Rapids, Iowa), Naperville Central HS (Naperville, Iowa), Pella HS (Pella, Iowa), Regina HS (Iowa City, Iowa), Solon HS (Solon, Iowa), Sycamore HS (Sycamore, Iowa), Waukee HS (Waukee, Iowa), West Branch HS (West Branch, Iowa), West Lyon HS (Inwood, Iowa), and Woodbury Central HS (Menville, Iowa).

**THE HAWKEYES, SIZE WISE**

Freshman PK Keith Duncan is the lightest Hawkeyes player at 165 pounds. Freshman DB Manny Rugamba is the lightest position player at 172 pounds. Senior DL Jaleel Johnson and sophomore OL Dalton Ferguson are the heaviest Hawkeyes at 310 pounds. A total of 10 Hawkeye players are listed at 300 pounds or more. The tallest player, at 6-8, is sophomore DE Matt Nelson. The shortest player, at 5-8, is junior WR Jonathan Parker.

**BACK ON CAMPUS**

Head Coach Kirk Ferentz has four former players on the 2016 coaching staff. His son, Brian Ferentz, was a three-year letterman from 2003-05 and is in his fifth year as Iowa's offensive line coach. He is also Iowa's run game coordinator.

LeVar Woods, a three-year letterman from 1998-2000, is in his ninth year on the Iowa staff. He is in his second season coaching tight ends after coaching linebackers for three seasons. He also assists with special teams. Wood rejoined the program as an administrative assistant in 2008.

Kelvin Bell joined the Iowa program as a defensive lineman in 2000, but had his career cut short due to injury. He returned to the program as a graduate assistant and recently served as director of on-campus recruiting (2012-13) before being named recruiting coordinator and defensive assistant coach in February 2016.

Broderick Binns, a four-year letterman from 2008-11, was named director of player development in April, 2016. Binns had previously served as a graduate assistant in 2014 and 2015, working with the Hawkeye special teams.

**IOWA BOWL NOTES**

- Iowa made its 29th Bowl game appearance (14-14-1) at the 102nd Rose Bowl game in Pasadena, California. The Hawkeyes have competed in the Rose (six times), Outback (four), Alamo (four), Holiday (three), Orange (two), Peach (two), Sun (two), Insight (two), Gator/TaxSlayer (two), and the Capital One, and Freedom bowls once.
- Iowa has played 13 bowl games under Kirk Ferentz (6-7), including nine January bowl games (4-5).
- Iowa has been bowl eligible 14 of the last 15 seasons under head coach Kirk Ferentz. Iowa's 13 bowl appearances since 2001 tie as the 11th best total in the nation.
- Iowa ranks third in Big Ten bowl appearances. Ohio State has received a conference-best 46 bowl bids, followed by Michigan (44), Iowa (29), and Wisconsin (27).

**BIG TEN BOWL GAMES SINCE 2001**

Iowa has posted a 6-7 bowl record under head coach Kirk Ferentz. Since the 2001 season, only Ohio State has won more bowl games (including the FBS championship game), than Iowa. The following is the record for Big Ten teams in bowl games since 2001:

Team	Record	Pct.	Team	Record	Pct.
Ohio State	8-6	.571	Wisconsin	6-8	.429
<b>IOWA</b>	<b>6-7</b>	<b>.462</b>	Purdue	3-5	.375
Rutgers	6-3	.667	Michigan	4-8	.333
Penn State	6-6	.500	Illinois	2-3	.400
Maryland	5-4	.555	Northwestern	1-7	.125
Michigan State	5-6	.455	Minnesota	4-7	.363
Nebraska	6-7	.462	Indiana	0-2	.000

**GLANCE AT THE SCHEDULE**

- The Hawkeyes open 2016 with three straight home games against Miami, Ohio (Sept. 3), Iowa State (Sept. 10), and North Dakota State (Sept. 17).
- For the first time in program history, Iowa will play a nine-game conference schedule, beginning Sept. 24 at Rutgers. Iowa plays five Big Ten road games and hosts four conference schools, including Northwestern (Homecoming, Oct. 1), Wisconsin (Oct. 22), Michigan (Nov. 12) and Nebraska (Nov. 25).
- The Hawkeyes do not face Big Ten opponents Indiana, Maryland, Michigan State, or Ohio State, during the regular season.
- Seven of Iowa's 12 opponents played in the postseason. Six Big Ten opponents participated in bowl competition (4-2). North Dakota State has won the FCS national championship five consecutive years.
- Iowa has four trophy games on its schedule in 2016. The Hawkeyes will defend rivalry trophies against Iowa State (Cy-Hawk), Wisconsin (Heartland), Minnesota (Floyd of Rose-dale), and Nebraska (Heroes).
- The Hawkeyes play FCS national champion North Dakota State on Sept. 17. Iowa is 13-0 all-time against FCS opponents. This is the ninth year in a row Iowa has faced an FCS school.

- For the second straight year, and second time in program history, Iowa will play more than one night game at Kinnick Stadium. Iowa hosts Iowa State on Sept. 10 at 6:30 p.m., and Michigan Nov. 12 at 7 p.m. Iowa also plays under the lights at Penn State on Nov. 5 (6:30 p.m.).
- Iowa's Homecoming game is Oct. 1 against Northwestern. Iowa is 57-42-5 all-time in Homecoming contests, and has won six of its last seven Homecoming games.

**HAWKEYES AT NIGHT**

Iowa has hosted 12 night games in Kinnick Stadium's history, holding an 8-4 record in those contests. For the second time ever, and second consecutive season, Iowa will host two night games in 2016, including Iowa State (Sept. 10, 6:30 p.m.) and Michigan (Nov. 12, 7 p.m.).

Below is a list of night games in Kinnick Stadium:

Date	Opponent	Result	Start Time
Sept. 5, 1992	Miami, Florida	L, 24-7	7 p.m.
Sept. 18, 1999	Northern Illinois	W, 24-0	5 p.m.
Sept. 14, 2002	Iowa State	L, 36-31	5 p.m.
Sept. 20, 2003	Arizona State	W, 21-2	5 p.m.
Sept. 30, 2006	Ohio State	L, 38-17	7 p.m.
Sept. 8, 2007	Syracuse	W, 35-0	7 p.m.
Oct. 10, 2009	Michigan	W, 30-28	7 p.m.
Oct. 2, 2010	Penn State	W, 24-3	7 p.m.
Oct. 15, 2011	Northwestern	W, 41-31	6 p.m.
Oct. 20, 2012	Penn State	L, 38-14	7 p.m.
Sept. 19, 2015	Pittsburgh	W, 27-24	7 p.m.
Nov. 14, 2015	Minnesota	W, 40-35	7 p.m.
Sept. 10, 2016	Iowa State	---	6:30 p.m.
Nov. 12, 2016	Michigan	---	7 p.m.

**NATION'S TOP DEFENSIVE BACK RETURNS FOR SENIOR SEASON**

DB Desmond King, the Jim Thorpe Award winner and unanimous consensus All-American, announced on Jan. 4 he would return to Iowa for his senior season. King led the Big Ten and ranked second in the country with eight interceptions, tying a school record. He was named the Tatum-Woodson Big Ten Conference Defensive Back of the Year and a finalist for Walter Camp Player of the Year.

The last time Iowa took the field with a national award winner was 2003, when senior PK Nate Kaeding was the reigning Lou Groza Award winner, presented to the nation's top kicker.

**IOWA LEADERSHIP GROUP**

The University of Iowa football program has 16 players in its 2016 Leadership Group, including nine seniors and seven juniors. The purpose of the group is to assist in formulating policies, and being involved in team decision-making matters regarding the upcoming season. Players are selected by a team vote.

The seniors are QB C.J. Beathard, OL Cole Croston, RB LeShun Daniels, Jr., DL Jaleel Johnson, DB Desmond King, TE George Kittle, DB Greg Mabin, WR Riley McCarron, and WR Matt Vandenberg. The junior class is represented by DL Nathan Bazata, OL Ike Boettger, LB Bo Bower, LB Josey Jewell, OL Boone Myers, LB Ben Niemann, and OL Sean Welsh.



**THE STREAKS**

The Hawkeyes have a Big Ten best eight game regular season conference winning streak. Iowa was 8-0 in the Big Ten last year, including a 4-0 mark at home and a 4-0 mark on the road. The eight-game winning streak is Iowa's largest since winning eight in a row between the 2008 and 2009 seasons. Iowa has not won nine consecutive Big Ten regular season games since stringing together 10 straight from 2001-02. The school record for consecutive Big Ten regular season wins is 13, set between the 1920 and 1923 seasons.

The Hawkeyes have won six consecutive road games (the final road game at Illinois in 2014, and all five road games in 2015). It's their longest road winning streak since winning six straight from 2002-03. The school record for consecutive road wins is eight, set from 1920-23.

**DEFENDING THE CASTLE**

The Hawkeyes will defend five trophies in 2016 including the Big Ten West Division championship trophy and four rivalry trophies. It is the first time in program history (the Heroes Trophy was introduced in 2011) that Iowa has owned all four trophies. They include the Cy-Hawk Trophy (Iowa State), Floyd of Rosedale (Minnesota), Heartland Trophy (Wisconsin), and Heroes (Nebraska).

**WE'LL GO FIRST**

In 17 seasons as Iowa's head coach, Kirk Ferentz and the Hawkeyes received the opening kickoff in 172-of-214 games (104-68). Iowa has started the game on defense in 42-of-214 games under Ferentz (23-19).

**FIND THE NFL-ER**

Austin Blythe, a seventh-round selection of the Indianapolis Colts in 2016, became the 15th offensive linemen selected in the NFL draft since 1999, Kirk Ferentz's first year as UI head coach. In each of Ferentz's 17 seasons, the Hawkeyes have had a future NFL player start on the offensive line. This year's pre-season depth chart includes offensive linemen Cole Croston, Boone Myers, Sean Welsh, James Daniels, and Ike Boettger.

From 2007-14, an eventual NFL first-round draft pick started on the Iowa offensive line. Brandon Scherff, selected by the Washington Redskins fifth overall in 2015, was Iowa's left tackle from 2012-14. Riley Reiff, selected 23rd overall by the Detroit Lions in 2012, started at left tackle from 2010-11. Bryan Bulaga, selected 23rd overall by the Green Bay Packers in 2010, started at left guard in 2007 before moving to left tackle in 2008-09.

From 2005-06, Baltimore Ravens All-Pro Marshal Yanda shared time at tackle and guard for the Hawkeyes. Mike Elgin, a seventh round selection of New England, was Iowa's starting center in 2004. Pete McMahon, drafted by Oakland in 2005, was Iowa's right guard in 2003. Oakland's first round pick in 2004, Robert Gallery, was Iowa's left tackle from 2001-03. Eric Steinbach (Cincinnati) started at guard for Iowa from 2000-02, and Bruce Nelson (Carolina) was a four-year starter from 1999-02. Steinbach and Nelson were second round draft picks in 2003.

**FERENTZ CAPTURES NATIONAL AWARDS SEASON**

Head coach Kirk Ferentz returns to the Iowa sideline for an 18th season as the reigning national coach of the year. Ferentz was named Woody Hayes Coach of the Year by the Touchdown Club of Columbus, the Eddie Robinson National Coach of the Year by the FWAA, and winner of the 2015 Dodd Trophy presented annually by the Chick-fil-A Peach Bowl. He was named American Football Coaches Association Region 3 Coach of the Year, and was a finalist for the Paul "Bear" Bryant Coach of the Year and George Munger Coach of the Year awards.

Ferentz was also named Dave McClain and Hayes-Schembechler Big Ten Conference Coach of the Year for the fourth time in his career (2002, 2004, 2009, 2015), being recognized by both league coaches and media. Only Michigan's Bo Schembechler (6) has more conference coach of the year awards. Iowa's Hayden Fry and Penn State's Joe Paterno both won the award three times.

Ferentz led Iowa to a school record 12 wins in 2015. The Hawkeyes won the Big Ten West Division title (8-0) and advanced to the Big Ten title game for the first time in the game's five-year history. The Hawkeyes reclaimed all four of their rivalry trophies in 2015, and reached as high as third in the Associated Press poll (Nov. 22).

**FERENTZ TOPS IN LONGEVITY**

Kirk Ferentz completed his 17th season as Iowa's head football coach in 2015, and is tied with Oklahoma's Bob Stoops as the longest active FBS head coaches. Ferentz was named Iowa head coach on Dec. 2, 1998, one day after Stoops was named head coach at Oklahoma. Stoops was a Hawkeye letterman from 1979-82.

**IOWA AT THE HEAD OF CLASS IN COACHING LANDSCAPE**

The University of Iowa has produced four active FBS head coaches, tied with Alabama for most in the country. Bret Bielema (Arkansas), Bob Diaco (UConn), Bob Stoops (Oklahoma), and Mark Stoops (Kentucky) all earned undergraduate degrees from the University of Iowa. Bielema, Diaco, Bob Stoops, and Mark Stoops played for former UI head coach Hayden Fry. All four head coaches served as assistants under Fry. Bielema was an assistant coach on Kirk Ferentz's staff from 1999-2001.

**KIRK FERENTZ RADIO SHOW**

Iowa Coach Kirk Ferentz is featured on "Hawk Talk with Kirk Ferentz" each week during the regular season. The radio call-in show is hosted by Gary Dolphin, the play-by-play voice of the Iowa Hawkeyes. The show airs live each Wednesday at 6:30 p.m. from Applebee's in Coralville.

**IOWA PROGRAM NOTES**

- The Hawkeyes have earned bowl eligibility in 14 of the last 15 seasons.
- Iowa played in the Big Ten title game for the first time in program history on Dec. 5, 2015. Iowa earned Big Ten Conference championships in 2002 and 2004 and placed second in 2009. Iowa (8-0, 2002; 8-0, 2015) is one of three Big Ten teams to post a perfect mark in conference play since 1998 (BCS era), joining Michigan State (1) and Ohio State (5).
- Iowa has ranked in the top 10 in the final Associated Press and CNN/USA Today coaches polls five times since 2002, including a ranking of seventh in both polls at the conclusion of the 2009 season. Iowa ranked eighth in 2002, 2003 and 2004. The Hawkeyes finished 2015 ranked ninth in the AP poll and 10th in the USA Today Coaches Poll. In the Big Ten, only Ohio State has more top 10 finishes since 2002.
- Since 1936 when the first AP poll was released, Iowa has appeared in the poll 308 times, the fifth highest total in the Big Ten (Ohio State, Michigan, Wisconsin, and MSU). Iowa has been the top-ranked team in the country 11 times.
- Iowa set a school record with 12 wins in 2015. The Hawkeyes won 11 games in 2002 (11-2), and 2009 (11-2). In 2009, Iowa started 9-0 and won 10 regular season games for just the fourth time in school history.
- Iowa won 10 or more games in three consecutive years (2002-04) for the first time in school history.
- Kirk Ferentz has been named Big Ten Coach of the Year four times (2002, 2004, 2009, 2015) and was named National Coach of the Year in 2002 and 2015. Only Michigan's Bo Schembechler (6) has more conference coach of the year. Iowa's Hayden Fry and Penn State's Joe Paterno both won the award three times.
- Desmond King became the seventh Hawkeye to earn a national player of the year award under Kirk Ferentz. He won the Jim Thorpe award in 2015, honoring the nation's top defensive back. Iowa has had national award winners in: Robert Gallery (2003 Outland, Top Lineman); Brad Banks (2002 Davey O'Brien, Top Quarterback; 2002 Associated Press National Player of the Year); Dallas Clark (2002 Mackey, Top Tight End); Nate Kaeding (2002 Groza, Top Kicker); Shonn Greene (2008 Doak Walker, Top Running Back); Brandon Scherff (2014 Outland, Top Lineman), Desmond King (2015 Jim Thorpe).
- Iowa's football record in the 2000 decade was 80-45 (.640), a record that ranks as the best decade in Iowa football history, based on total wins. Iowa posted a record of 77-40-4 (.652) during the 1980's and the Hawkeyes were 62-53-2 (.538) in the 1990's.
- Part of the Hawkeyes' long term success is due to the stability in the program. Iowa has had just two head coaches since 1979. Hayden Fry took over prior to the 1979 season and coached through the 1998 season, posting a record of 143-89-6. Current coach Kirk Ferentz replaced Fry, leading the program for the 18th season. Ferentz also served as Iowa's offensive line coach from 1981-89 under Fry.

**IOWA FOOTBALL AND THE NFL**

- Since 1999, Kirk Ferentz's first year as head coach, 120 former Hawkeyes have played in the NFL.
- At least one Iowa Hawkeye has been selected in every NFL Draft since 1978.
- Since 2010, Iowa has had 26 players drafted in the NFL. Among Big Ten teams, only Ohio State has had more draft picks in that same time span (39). Nebraska and Penn State have also had 26 players drafted since 2010.
- Iowa has had four first round picks in the last seven NFL drafts -- OL Bryan Bulaga, 2010; DE Adrian Clayborn, 2011; OL Riley Reiff, 2012; OL Brandon Scherff, 2015. Only Ohio State (7) and Wisconsin (5) have more among Big Ten schools.
- Iowa had 23 players drafted from 2010-16, including four first round picks (OL Bryan Bulaga, 2010; DE Adrian Clayborn, 2011; OL Riley Reiff, 2012; OL Brandon Scherff, 2015).
- Iowa and Alabama were the only two college football programs to have a first round draft selection following the 2009, 2010 and 2011 seasons.
- Iowa had six players drafted in the 2012 NFL Draft, which tied for the most in the Big Ten and tied for fourth in the country.
- Former Hawkeye Marshal Yanda (Baltimore OL) is a five-time Pro-Bowler (2011-15) and was named NFL All-Pro in 2012, 2013, 2014 and 2015.
- In NFL 2011 regular season statistics, former Hawkeye linebackers Chad Greenway (Minnesota) and Pat Angerer (Indianapolis) finished third and fourth, respectively, in tackles. Greenway was named to the Pro Bowl in 2012 and 2013.
- Three former Hawkeyes were involved in the 2012 Super Bowl. DB Tyler Sash played for the Super Bowl champion New York Giants, while LB Jeff Tarpinian was on the injured reserve roster of the New England Patriots. Former Iowa center Brian Ferentz, now is his fourth year as Iowa's offensive line coach, was New England's tight ends coach.
- Former Iowa DB Sean Considine and OL Marshal Yanda won Super Bowl rings with the 2012 Baltimore Ravens in the 2013 Super Bowl.
- Former Iowa LB James Morris (injured reserve) earned a Super Bowl ring with the New England Patriots in 2015. Former TE Tony Moeaki played for the Seattle Seahawks in the same game.
- Former center James Ferentz was a member of the 2016 Super Bowl champion Denver Broncos.
- Entering the 2016 season, every Iowa senior starting tight end (11) under Kirk Ferentz has been drafted in the NFL or made an NFL team.
- All 11 members of Iowa's starting defensive unit in 2008 were either drafted or signed to NFL free agent contracts following the drafts.
- Over the past 15 years, 140-of-157 (89 percent) of Iowa's senior starters have been drafted in the NFL or signed NFL free agent contracts.



**47 - - Lane Akre (ACHE-ree)**  
**Fullback**  
**6-0, 235, Redshirt Freshman**  
**Geneseo, Illinois (Geneseo HS)**

**2016** - - Not listed on depth chart following spring practice.

**2015** - - Redshirted after joining the program as a walk-on.

**High school honors** - - Earned honorable mention all-state honors as a senior . . . first-team all-conference as a senior and was named conference Player of the Year . . . captain of all-area team as a senior . . . first-team all-conference and all-area as a junior . . . **Career** - - Three-year letterman as fullback and defensive lineman . . . helped prep team advance to state playoffs three straight years, including championship game his junior season, while posting 28-8 record . . . team captain as a senior . . . rushed 144 times for 756 yards as a senior, scoring nine touchdowns . . . collected 50 tackles and five sacks on defense . . . rushed 122 times for 847 yards as a junior, scoring 12 touchdowns . . . also lettered in baseball and wrestling.

**Personal** - - Born 9/05/96 . . . pre-business major . . . parents are Zina and Kent Akre . . . earned Academic All-State recognition as a prep . . . high school coach was Larry Johnsen.



**99 - - \*Nathan Bazata (BUDGET-uh)**  
**Defensive Line**  
**6-2, 285, Junior**  
**Howells, Nebraska (Howells-Dodge HS)**

**Hawk Item** - - One of seven juniors named to 2016 Leadership Group.

**2016** - - Listed as first team defensive tackle following spring practice.

**2015 Honors** - - Academic All-Big Ten . . . **2015** - - Started at defensive tackle in all 14 games . . . recorded 42 tackles, with five tackles for loss and three QB sacks . . . also had one blocked field goal and one recovered fumble . . . started at defensive tackle in 31-14 opening win over Illinois State for first career start . . . recorded career-best three solo tackles, including one tackle for loss vs. Illinois State, along with recording a blocked field goal . . . started at defensive tackle in 31-17 win at Iowa State, as defense allowed no points and just 66 yards total offense in the second half . . . recorded one solo tackle and two assists at ISU, including one tackle for loss, and one QB pressure . . . started at defensive tackle in 27-24 win over Pitt as defense allowed 55 net rushing yards and 282 yards total offense . . . recorded three assists vs. Pitt . . . started at defensive tackle in 62-16 win over North Texas . . . recorded two solo tackles and two assists vs. North Texas, along with first fumble recovery of career . . . started at defensive tackle in 10-6 win at Wisconsin, recording one solo tackle and one assist as defense allowed no touchdowns and just 320 yards total offense . . . started at defensive tackle in 29-20 win over Illinois . . . recorded two solo tackles and two assists vs. Illinois, including one QB sack, as defense allowed just 46 net rushing yards . . . started at defensive tackle in 40-10 win at Northwestern, recording three assisted tackles as defense allowed just 51 net rushing yards and 198 yards total offense . . . started at defensive tackle in 31-15 win over Maryland . . . one solo tackle and three assists vs. Maryland, including one QB sack and a shared tackle for loss . . . started at defensive tackle in 35-27 win at Indiana, recording two solo tackles and one assist . . . started at defensive tackle in 40-35 win over Minnesota, recording two assisted tackles . . . started at defensive tackle in 40-20 win over Purdue, recording two assisted tackles . . . started at defensive tackle in 28-20 win at Nebraska . . . recorded one solo tackle and two assists at Nebraska, with one tackle for loss and one pass break-up . . . started at defensive tackle in 16-13 loss to Michigan State . . . recorded three tackles vs. MSU, including two solo tackles and one assist, with one sack and a shared tackle for loss . . . started at defensive tackle in 45-16 Rose bowl loss to Stanford . . . matched career-best with three solo tackles vs. Stanford.

**2014 Honors** - - Academic All-Big Ten . . . **2014** - - Saw action in nine games, recording four solo tackles, including a shared tackle for loss . . . saw first action of career in 31-23 win over Northern Iowa, but had no statistics . . . saw action in 24-10 win at Purdue, but had no statistics as defense allowed just 156 yards total offense . . . saw action in 38-31 loss at Maryland, but had no statistics . . . saw action in 48-7 win over Northwestern, but had no statistics as defense allowed just 180 yards total offense . . . saw action in 51-14 loss at Minnesota, but had no statistics . . . saw action in 30-14 win at Illinois as defense allowed just 88 net rushing yards and 235 yards total offense . . . recorded a shared tackle for loss at Illinois for first career tackle . . . saw action in 26-24 loss to No. 14 Wisconsin, recording two assisted tackles . . . saw action in 37-34 overtime loss to Nebraska, recording one assisted tackle . . . saw action in 45-28 TaxSlayer Bowl loss to Tennessee, but had no statistics.

**2013 Honors** - - Team Leader Award, Defense . . . **2013** - - Redshirted.

**High school honors** - - Nominated for Gatorade Football Player of the Year as a senior . . . named Division I Player of the Year by *Huskerland Prep Reports* . . . earned first team all-state and all-district honors as a senior, being named honorary captain . . . two-time first team all-state . . . **Career** - - Four-year letterman as defensive lineman and team captain as a senior as prep team posted 47-3 record in four seasons . . . helped prep team win state championships as a freshman and sophomore, while placing as runner-up as a junior and reaching quarterfinals as a senior . . . recorded 45 tackles as a senior, including nine QB sacks and 11 tackles for loss, with one touchdown on a recovered fumble . . . collected 91 tackles as a junior, with 24 tackles for loss and nine QB sacks, along with a safety . . . had 118 tackles as a sophomore, with 10 tackles for loss, four QB sacks and one safety . . . 71 tackles, including five tackles for loss and two QB sacks as a freshman . . . also four-year wrestling letterman and earned three letters in track, throwing both shot and discus.

**Personal** - - Born 7/15/94 . . . open major . . . parents are Laurie and Dan Bazata . . . member of prep Honor Roll . . . high school coach was Mike Speirs.

#### Career Bests

Tackles: \_\_\_\_\_ 4, three times, last vs. Maryland, 10/31/15  
 Solos: \_\_\_\_\_ 3, twice, last vs. Stanford, 1/01/16  
 Assists: \_\_\_\_\_ 3, twice, last vs. Maryland, 10/31/15  
 QB Sack: \_\_\_\_\_ 1, three times, last vs. Michigan State, 12/05/15  
 Tackles for Loss: \_\_\_\_\_ 1, four times, last at Nebraska, 11/27/15  
 Pass Break-Up: \_\_\_\_\_ 1 at Nebraska, 11/27/15  
 Blocked FG: \_\_\_\_\_ 1 vs. Illinois State, 9/05/15  
 Recovered Fumble: \_\_\_\_\_ 1 vs. North Texas, 9/26/15

#### Game-by-Game Defensive Stats

2014	Solo	Ast.	2015	Solo	Ast.
UNI	_____	0-0	Ill State	_____	3-0
Ball State	_____	DNP	at IA State	_____	1-2
IA State	_____	DNP	Pitt	_____	0-3
at Pitt	_____	DNP	North TX	_____	2-2
at Purdue	_____	0-0	at Wisconsin	_____	1-1
Indiana	_____	DNP	Illinois	_____	2-2
at Maryland	_____	0-0	at N'western	_____	0-3
N'western	_____	0-0	Maryland	_____	1-3
at Minn.	_____	0-0	at Indiana	_____	2-1
at Illinois	_____	0-1	Minnesota	_____	0-2
Wisconsin	_____	0-2	Purdue	_____	0-2
Nebraska	_____	0-1	at Nebraska	_____	1-2
Tennessee (n)	_____	0-0	MSU (n)	_____	2-1
<b>Totals</b>	_____	<b>0-4</b>	Stanford (n)	_____	3-0
			<b>Totals</b>	_____	<b>18-24</b>

#### Career Statistics

Defense	Solo	Ast.	Total	T/Loss	Sacks	RF	QBH	PBU	FF	Blk
Freshman	0	4	4	0.5/0	0/0	0	0	0	0	0
Sophomore	18	24	42	5/15	3/10	1	1	1	0	1
<b>Career</b>	<b>18</b>	<b>28</b>	<b>46</b>	<b>5.5/15</b>	<b>3/10</b>	<b>1</b>	<b>1</b>	<b>1</b>	<b>0</b>	<b>1</b>





**16 - \*\*C.J. Beathard (BETH-urd)**  
**Quarterback**  
**6-2, 215, Senior**  
**Franklin, Tennessee (Battle Ground Academy)**

**Hawk Item** - In single season stats, ranks fourth in total offense (3,046), tied for fifth in completions (223), seventh in attempts (362), eighth in passing yards (2,809), and tied for 11th in touchdowns (17) ... in career stats, ranks 10th in completions (284), 11th in attempts (481) and passing yards (3,633), tied for 11th in touchdowns (23) and 15th in total offense (3,705) ... consecutive streak of 155 consecutive passes over a five game span without an interception was snapped with deflected interception vs. Michigan State ... record of 13-2 as Iowa's starting quarterback ... one of nine seniors named to 2016 Leadership Group ... one of two juniors named to 2015 Leadership Group ... one of two sophomores named to 2014 Leadership Group ... one of two redshirt freshmen named to 2013 Leadership Group.

**2016** -- Listed as first team quarterback following spring practice.

**2015 Honors** -- Most Valuable Player, offense ... Permanent Team Captain, offense ... "Extra Heartbeat" Award, offense ... Players Choice Award, offense ... second team All-Big Ten by league coaches and media, and Associated Press ... third team All-Big Ten by Phil Steele ... Big Ten Conference Co-Offensive Player of the Week following 31-17 win at Iowa State ... Manning Award National Quarterback of the Week following 31-17 win at Iowa State ... **2015** -- Started all 14 games at quarterback ... completed 223-362 pass attempts for 2,809 yards and 17 touchdowns, with just five interceptions ... also rushed for 237 yards and six touchdowns ... started at quarterback in 31-14 win over Illinois State ... completed 15-24 pass attempts for 211 yards and one touchdown, with no interceptions, while rushing eight times for 26 yards ... scoring strike covered nine yards, while also scoring on runs of six and one yard ... started at quarterback and played every offensive down in 31-17 win at Iowa State as offense gained 475 yards total offense ... completed 15-25 passes for 215 yards and career-best three touchdowns, with no interceptions ... also rushed 10 times for 77 yards, with long runs of 44 and 57 yards ... scoring strikes covered 14, 3 and 25 yards as offense scored touchdowns on final two possessions of the fourth quarter ... started at quarterback and played every offensive down in 27-24 win over Pitt as offense gained 363 yards total offense ... completed 27-40 pass attempts for 258 yards, with one interception vs. Pitt, while also rushing eight times for 39 yards and one touchdown ... scored on 9-yard run in the second quarter, then led seven-play, 31 yard drive in the final minute of the game that led to game-winning 57-yard field goal as time expired ... started at quarterback in 62-16 win over North Texas as offense gained 488 yards total offense ... completed 18-21 pass attempts for 278 yards and two touchdowns, with no interceptions ... one rushing attempt for nine yards ... completed scoring strikes of 43 and 81 yards on consecutive pass attempts, while completing first 15 attempts of the game until first incompleteness early in the third quarter ... started at quarterback and played every offensive play in 10-6 win at Wisconsin ... completed 9-21 pass attempts for 77 yards and the only touchdown in the game, with one interception ... completed 1-yard pass for second period touchdown while also rushing nine times for 12 yards ... started at quarterback and played every offensive play in 29-20 win over Illinois as offense rushed for 278 yards and gained 478 yards total offense ... completed 15-31 attempts for 200 yards and two scores vs. Illinois, while rushing five times for 29 yards ... scoring strikes covered 21 and 17 yards ... started at quarterback in 40-10 win at Northwestern as offense rushed for 294 yards and gained 492 yards total offense ... completed 15-25 pass attempts for 176 yards at Northwestern, with one interception ... started at quarterback and played every offensive down in 31-15 win over Maryland ... completed 12-23 pass attempts for 183 yards vs. Maryland, with no interceptions ... started at quarterback and played every offensive down in 35-27 win at Indiana, as offense rushed for 234 yards and gained 467 yards total offense ... completed 19-31 pass attempts for 233 yards and one touchdown, with no interceptions ... also rushed five times for 38 yards and scored on a seven-yard run ... completed 7-11 attempts for 102 yards in fourth quarter while leading two long touchdown drives ... started at quarterback in 40-35 win over Minnesota as offense rushed for 272 yards and gained 506 yards total offense ... completed 18-26 pass attempts for 213 yards, with no interceptions ... also rushed 10 times for 50 yards, including two 1-yard touchdown runs ... started at quarterback and played every offensive down in 40-20 win over Purdue ... completed 12-20 pass attempts for 213 yards and three touchdowns, with no interceptions ... also rushed seven times for 12 yards while throwing scoring strikes of 7, 35 and 22 yards ... started at quarterback and played every offensive down in 28-20 win at Nebraska ... completed 9-16 pass

attempts for 97 yards and one touchdown, with no interceptions ... also rushed three times for five yards ... scoring strike covered 10 yards for first touchdown of the game ... started at quarterback and played every offensive down in 16-13 loss to Michigan State ... completed 18-26 pass attempts for 216 yards and one touchdown, with one interception ... scoring strike covered 85 yards and gave Iowa a 13-9 fourth quarter advantage ... started at quarterback and played every offensive down in 45-16 Rose Bowl loss to Stanford ... completed 21-33 pass attempts for 239 yards and two touchdowns, with one interception ... completed scoring strikes of 36 and 31 yards.

**2014** -- Saw action nine games, with one start ... completed 52-92 pass attempts for 645 yards and five touchdowns, with two interceptions ... also rushed 28 times for 156 yards ... saw action in 17-13 win over Ball State as offense gained 455 yards total offense ... completed 2-3 passes for 20 yards vs. BSU, with only incompleteness initially ruled a touchdown before being overturned ... saw action in 24-20 win at Pittsburgh, taking every offensive snap in the second half in leading rally from 17-7 deficit ... completed 7-8 passes for 98 yards, with no interceptions ... completed 62-yard pass on first drive of third quarter that led to touchdown ... also had two rushing attempts for five yards ... started at quarterback and played every offensive down in 24-10 win at Purdue ... completed 17-27 pass attempts for 245 yards and a touchdown, with one interception ... also ran eight times for 29 yards ... scoring strike covered 23 yards to give Iowa a 17-10 lead in the third quarter ... saw action in 45-29 win over Indiana as offense gained 426 yards total offense ... completed 2-5 pass attempts for nine yards and rushed four times for 28 yards vs. Indiana ... saw action in 48-7 win over Northwestern as offense gained 483 yards total offense ... completed 5-6 passes for 23 yards and rushed three times for 23 yards vs. Northwestern ... saw action in 51-14 loss at Minnesota ... completed 3-7 passes for 32 yards and one touchdown at Minnesota, the score coming on a 24-yard completion in the final minute ... saw action in 30-14 win at Illinois as offense rushed for 304 yards and gained 587 yards total offense ... completed 3-3 pass attempts for 73 yards and a touchdown at Illinois, with a long of 53 yards ... scoring strike covered 19-yards for Iowa's final score of the day ... saw action as holder for placements in 26-24 loss to No. 14 Wisconsin ... did not see action in 37-34 overtime loss to Nebraska ... saw action in 45-28 TaxSlayer Bowl loss to Tennessee ... completed 13-23 pass attempts for 145 yards and two touchdowns, with one interception ... also rushed eight times for career-high 82 yards ... scoring strikes covered 31 and 18 yards.

**2013** -- Saw action in five games ... completed 9-27 pass attempts for 179 yards and one touchdown, with two interceptions ... also had 13 rushing attempts for 49 yards and two scores ... saw first career action in 59-3 win over Western Michigan as offense gained 446 yards total offense ... completed 1-3 passes for 54 yards and rushed four times for 30 yards vs. WMU ... saw action in 28-9 loss to Wisconsin ... completed 4-15 passes for 70 yards, with one interception ... saw action in 38-14 win at Purdue as offense rushed for 318 yards and gained 509 yards total offense ... one rushing attempt for five yards and a touchdown in win at Purdue for first career score ... saw action in 38-17 win at Nebraska ... was 0-2 passing at Nebraska, with one rushing attempt for a 4-yard touchdown ... saw action in 21-14 Outback Bowl loss to LSU ... completed 4-7 pass attempts for 55 yards and one touchdown, with one interception ... also rushed three times for 11 yards ... scoring strike covered four-yards in finals minutes to cut deficit to 21-14.

**2012 Honors** -- Team Leader Award, offense ... **2012** -- Redshirted.

**High school honors** -- Earned first team all-state honors as a senior ... runner-up for "Mr. Football Award" in Tennessee as a senior ... co-captain and starting quarterback for West team in Tennessee state all-star game ... led quarterbacks in all-star game by completing 14-of-21 attempts for 146 yards and two touchdowns, with no interceptions ... named first team all-region and region MVP as a junior and senior ... named second team all-state as a junior ... **Career** -- Led state of Tennessee in passing yards, completions and touchdowns as a junior and senior ... passed for 2,148 yards and 23 touchdowns as a senior, completing 64 percent of pass attempts ... totaled 2,408 yards and 19 touchdowns as a junior, completing 58 percent of pass attempts ... passed for 900 yards and eight touchdowns in five games as a sophomore ... team advanced to state playoffs three straight years ... led team to D-II-AA state semifinals as a junior ... team captain as a senior ... four-year letterman in both football and baseball.

**Personal** -- Born 11/16/93 ... leisure studies (Recreation and Sport Business) major ... member of National Honor Society ... member of high school Honor Roll and Mu Alpha Theta (Math Honors Scholar) ... parents are Susan and Casey Beathard ... high school coaches were Roc Batten and Marty Euverard.

**Career Passing Bests**

Completions: \_\_\_\_\_ 27 vs. Pitt, 9/19/15  
 Attempts: \_\_\_\_\_ 40 vs. Pitt, 9/19/15  
 Yards: \_\_\_\_\_ 278 vs. North Texas, 9/26/15  
 Touchdowns: \_\_\_\_\_ 3 at Iowa State, 9/12/15  
 Long: \_\_\_\_\_ 85 vs. Michigan State, 12/05/15

**Career Rushing Bests**

Attempts: \_\_\_\_\_ 10, twice, last vs. Minnesota, 11/14/15  
 Yards: \_\_\_\_\_ 82 vs. Tennessee, 1/02/15  
 Touchdowns: \_\_\_\_\_ 2, twice, last vs. Minnesota, 11/14/15  
 Long: \_\_\_\_\_ 57 at Iowa State, 9/12/15

**2013 Game-By-Game Stats**

Passing	Com.	At.	Yds.	TD	Int.	Lng	Rushing	No.	Yds.	TD	Lng
N. Illinois	DNP						N. Illinois	DNP			
MO State	DNP						MO State	DNP			
at IA State	DNP						at IA State	DNP			
W. Michigan	1	3	54	0	0	54	W. Michigan	4	30	0	9
at Minn.	DNP						at Minn.	DNP			
MSU	DNP						MSU	DNP			
at OSU	DNP						at OSU	DNP			
N'western	DNP						N'western	DNP			
Wisconsin	4	15	70	0	1	38	Wisconsin	4	-1	0	4
at Purdue	0	0	0	0	0	---	at Purdue	1	5	1	5
Michigan	0	0	0	0	0	---	Michigan	0	0	0	---
at Nebraska	0	2	0	0	0	---	at Nebraska	1	4	1	4
LSU (n)	4	7	55	1	1	35	LSU (n)	3	11	0	11
<b>Totals</b>	<b>9</b>	<b>27</b>	<b>179</b>	<b>1</b>	<b>2</b>	<b>54</b>	<b>Totals</b>	<b>13</b>	<b>49</b>	<b>2</b>	<b>11</b>

**2014 Game-By-Game Stats**

Passing	Com.	At.	Yds.	TD	Int.	Lng	Rushing	No.	Yds.	TD	Lng
UNI	DNP						UNI	DNP			
Ball State	2	3	20	0	0	13	Ball State	0	0	0	---
IA State	DNP						IA State	DNP			
at Pitt	7	8	98	0	0	62	at Pitt	2	5	0	3
at Purdue	17	37	245	1	1	46	at Purdue	8	29	0	17
Indiana	2	5	9	0	0	6	Indiana	4	28	0	20
at Maryland	DNP						at Maryland	DNP			
N'western	5	6	23	0	0	12	N'western	3	23	0	13
at Minn.	3	7	32	1	0	24	at Minn.	2	(-11)	0	---
at Illinois	3	3	73	1	0	53	at Illinois	1	0	0	---
Wisconsin	0	0	0	0	0	---	Wisconsin	0	0	0	---
Nebraska	DNP						Nebraska	DNP			
Tennessee (n)	13	23	145	2	1	31	Tennessee (n)	8	82	0	33
<b>Totals</b>	<b>52</b>	<b>92</b>	<b>645</b>	<b>5</b>	<b>2</b>	<b>62</b>	<b>Totals</b>	<b>28</b>	<b>156</b>	<b>0</b>	<b>33</b>

**2015 Game-By-Game Stats**

Passing	Com.	At.	Yds.	TD	Int.	Lng	Rushing	No.	Yds.	TD	Lng
Ill State	15	24	211	1	0	51	Ill State	8	26	2	6
at IA State	15	25	215	3	0	48	at IA State	10	77	0	57
Pitt	27	40	258	0	1	51	Pitt	8	39	1	12
North TX	18	21	278	2	0	81	North TX	1	9	0	9
at Wisconsin	9	21	77	1	1	21	at Wisconsin	9	12	0	16
Illinois	15	31	200	2	0	49	Illinois	5	29	0	14
at N'western	15	25	176	0	1	23	at N'western	8	2	0	6
Maryland	12	23	183	0	0	26	Maryland	8	-14	0	8
at Indiana	19	31	233	1	0	30	at Indiana	5	38	1	11
Minnesota	18	26	213	0	0	32	Minnesota	10	50	2	26
Purdue	12	20	213	3	0	35	Purdue	7	12	0	11
at Nebraska	9	16	97	1	0	25	at Nebraska	3	5	0	9
MSU (n)	18	26	216	1	1	85	MSU (n)	5	-15	0	8
Stanford (n)	21	22	239	2	1	36	Stanford (n)	13	-33	0	14
<b>Totals</b>	<b>223</b>	<b>362</b>	<b>2,809</b>	<b>17</b>	<b>5</b>	<b>85</b>	<b>Totals</b>	<b>100</b>	<b>237</b>	<b>6</b>	<b>57</b>

**Career Statistics**

Passing	Com.	At.	Pct.	Yds.	TD	Int.	Lng
Freshman	9	27	.333	179	1	2	54
Sophomore	52	92	.565	645	5	2	62
Junior	223	362	.616	2,809	17	5	85
<b>Career</b>	<b>284</b>	<b>481</b>	<b>.590</b>	<b>3,633</b>	<b>23</b>	<b>9</b>	<b>85</b>

Rushing	At.	Yds.	Avg.	TD	Lng
Freshman	13	49	3.8	2	11
Sophomore	28	156	5.6	0	33
Junior	100	237	2.4	6	57
<b>Career</b>	<b>141</b>	<b>442</b>	<b>3.1</b>	<b>8</b>	<b>57</b>



**2 - - Brandon Bishop**  
**Wide Receiver**  
**5-9, 180, Sophomore**  
**Sugar Grove, Illinois (Kaneland HS)**

**2016** - - Not listed on depth chart following spring practice.

**2015 Honors** - - Team Leader Award, defense . . .  
**2015** - - Did not see any game action.

**2014** - - Redshirted after joining the team as a walk-on.

**High school honors** - - Earned second-team all-area and first-team all-conference recognition as a senior . . . earned second-team all-area honors for special teams as a junior . . . **Career** - - Two-year letterman as wide receiver and defensive back . . . helped team reach second round of state playoffs as a junior and senior while posting combined record of 19-3 . . . career totals include 43 receptions for 684 yards and eight touchdowns . . . as a senior had 37 catches for 578 yards and six touchdowns . . . also a four-year track letterman, competing on three sprint relay units that set school records, along with setting conference record in 4-x-400 relay.

**Personal** - - Born 8/13/95 . . . open major . . . parents are Donna and Willie Bishop . . . father was an Iowa football letterman in 1986 . . . academic all-state as a senior . . . high school coach was Brian Arersa.



**75 - - \*\*Ike Boettger (BOT-gir)**  
**Offensive Line**  
**6-6, 307, Junior**  
**Cedar Falls, Iowa (Cedar Falls HS)**

**Hawk Item** - - Moved from tight end to offensive line in 2013 . . . one of seven juniors named to 2016 Leadership Group.

**2016** - - Listed as first team right tackle following spring practice.

**2015** - - Started first six games at right tackle before missing seven games due to injury . . . started at right tackle in 31-14 win over Illinois State, as offense gained 431 yards total offense and allowed no sacks . . . started at right tackle and played every offensive down in 31-17 win at Iowa State as offense gained 260 net rushing yards and 475 yards total offense . . . started at right tackle in 27-24 win over Pitt as offense gained 363 yards total offense . . . started at right tackle in 62-16 win over North Texas as offense gained 488 yards total offense . . . started at right tackle and played every offensive play in 10-6 win at Wisconsin . . . started at right tackle in 29-20 win over Illinois as offense rushed for 278 yards and gained 478 yards total offense . . . did not see action in 40-10 win at Northwestern due to injury . . . did not see action in 31-15 win over Maryland due to injury . . . did not see action in 35-27 win at Indiana due to injury . . . did not see action in 40-35 win over Minnesota due to injury . . . did not see action in 40-20 win over Purdue due to injury . . . did not see action in 28-20 win at Nebraska . . . did not see action in 16-13 loss to Michigan State . . . saw limited action in 45-16 Rose Bowl loss to Stanford.

**2014 Honors** - - Academic All-Big Ten . . . **2014** - - Saw first action of career in 31-23 win over Northern Iowa as offense gained 401 total offense . . . saw action in 17-13 win over Ball State as offense gained 455 yards total offense . . . saw action in 24-20 win at Pittsburgh . . . saw action in 48-7 win over Northwestern as offense gained 483 yards total offense . . . saw action at left tackle in 51-14 loss at Minnesota . . . started as second tight end in 26-24 loss to No. 14 Wisconsin as offense gained 412 yards total offense against the top-ranked defense in the nation . . . saw action in 37-34 overtime loss to Nebraska . . . saw action in 45-28 TaxSlayer Bowl loss to Tennessee.

**2013** - - Redshirted.

**High school honors** - - Selected to compete in 2013 Iowa Shrine Game . . . named first team all-state by *Des Moines Register* and Iowa Newspaper Association as a senior . . . first team all-conference and all-metro honors as a senior . . . first team all-metro as a junior . . . **Career** - - Played tight end, wide receiver, quarterback

and defensive back as a prep while earning two letters . . . helped prep team post 22-4 record as a junior and senior, reaching state semifinals each season . . . had 33 receptions for 452 yards and four touchdowns as a senior . . . on defense registered 61 tackles, five QB sacks, six pass break-ups and two fumble recoveries . . . in seven games as a junior quarterback, completed 58-95 pass attempts for 750 yards and nine touchdowns, with one interception . . . team captain in both football and basketball . . . three-year basketball letterman, earning second team all-conference in basketball as a junior.

**Personal** - - Born 10/05/94 . . . given name is Isaac . . . pre-business major . . . parents are Kris and Tim Boettger . . . member of prep Honor Roll with a 3.5 career GPA . . . one of two players from Cedar Falls on Iowa roster . . . high school coaches were Pat Mitchell and Brad Remmert.



**41 - - \*\*Bo Bower**  
**Linebacker**  
**6-1, 235, Junior**  
**West Branch, Iowa (West Branch HS)**

**Hawk Item** - - Interception return of 88 yards for a touchdown vs. North Texas ranks as seventh longest interception return in school history . . . put on scholarship prior to start of 2014 season after joining program as a walk-on . . . one of seven juniors named to 2016 Leadership Group..

**2016** - - Listed as first team outside linebacker following spring practice.

**2015** - - Saw action in all 14 games, recording 15 tackles, including 1.5 tackles for loss and one interception return for a touchdown . . . saw action in 31-14 win over Illinois State, recording one assisted tackle . . . saw action in 31-17 win at Iowa State, but had no statistics as defense allowed no points and just 66 yards total offense in the second half . . . saw action in 27-24 win over Pitt, but had no statistics as defense allowed just 55 net rushing yards and 282 yards total offense . . . saw action in 62-16 win over North Texas, recording one QB pressure, while also returning first interception of the year 88 yards for first career touchdown . . . saw action in 10-6 win at Wisconsin, but had no statistics as defense allowed no touchdowns and just 320 yards total offense . . . saw action on special teams in 29-20 win over Illinois, but had no statistics as defense allowed just 46 net rushing yards . . . saw action in 40-10 win at Northwestern, but had no statistics as defense allowed just 51 net rushing yards and 198 yards total offense . . . saw action in 31-15 win over Maryland, recording two assisted tackles . . . saw action in 35-27 win at Indiana, recording one assisted tackle, which was a QB sack . . . saw action in 40-35 win over Minnesota, but had no statistics . . . saw action in 40-20 win over Purdue, recording one assisted tackle . . . saw action in 28-20 win at Nebraska . . . recorded five tackles at Nebraska, including two solo stops and three assists, with one tackle for loss and one QB pressure . . . saw action in 16-13 loss to Michigan State . . . one assisted tackle vs. Michigan State was a shared tackle for loss and sack . . . saw action in 45-16 Rose Bowl loss to Stanford, recording one solo tackle, three assists and one pass break-up.

**2014 Honors** - - Honorable mention Freshman All-Big Ten by BTN.com . . .

**2014** - - Started all 13 games at outside linebacker . . . collected 38 tackles, including 18 solo stops and 20 assists . . . also had 5.5 tackles for loss and one sack, two interceptions and two pass break-ups . . . started at outside linebacker in first action of career in 31-23 win over Northern Iowa . . . recorded first career interception vs. UNI, along with one QB sack and two total tackles . . . started at outside linebacker in 17-13 win over Ball State as defense allowed just two field goals and 219 yards total offense . . . recorded one solo tackle and two assists vs. BSU . . . started at outside linebacker in 20-17 loss to Iowa State . . . career-best five tackles vs. ISU, including three solo tackles and two assists . . . started at outside linebacker in 24-20 win at Pittsburgh, recording one solo tackle and one assist as defense allowed just three points in the second half . . . started at outside linebacker in 24-10 win at Purdue as defense allowed just 156 yards total offense . . . recorded four tackles at Purdue, including one solo stop and three assists . . . started at outside linebacker in 45-29 win over Indiana . . . recorded three tackles vs. Indiana, including one tackle for loss, along with second interception of the season that led to second quarter touchdown . . . started at outside linebacker in 38-31 loss at Maryland . . . recorded two tackles at Maryland, including a shared tackle for loss, along with one pass break-up . . . started at outside linebacker in 48-7 win over Northwestern, recording one

pass break-up as defense allowed just 180 yards total offense . . . started at outside linebacker in 51-14 loss at Minnesota, recording one solo tackle and two assists . . . started at outside linebacker in 30-14 win at Illinois as defense allowed just 88 net rushing yards and 235 yards total offense . . . recorded one solo tackle and one assist at Illinois, including a tackle for loss . . . started at outside linebacker in 26-24 loss to No. 14 Wisconsin . . . career-best seven tackles vs. Wisconsin, including three solo tackles and four assists, along with one tackle for loss and one QB pressure . . . started at outside linebacker in 37-34 overtime loss to Nebraska, recording one solo tackle and one assist . . . started at outside linebacker in TaxSlayer Bowl loss to Tennessee . . . recorded two solo tackles and one assist vs. Tennessee, including one tackle for loss.

**2013** - - Redshirted after joining program as a walk-on.

**High school honors** - - Named second team all-state linebacker as a senior . . . first team all-district defensive back and district MVP as a senior . . . third team all-state and first team all-district at defensive end as a junior . . . honorable mention all-district as a sophomore . . . **Career** - - Helped prep team post three-year record of 29-6, while reaching playoffs all three years . . . recorded 57 tackles as a senior, with six tackles for loss and five interceptions . . . rushed for 710 yards and gained 304 receiving yards . . . 47 tackles as a junior, with four tackles for loss and two interceptions . . . recorded 550 receiving yards . . . as a sophomore had 32 tackles, while rushing for 220 yards and gaining 110 yards receiving . . . team captain as a senior . . . three-year football letterman while playing running back, defensive back and linebacker . . . earned four letters in baseball and track.

**Personal** - - Born 10/31/94 . . . sociology major . . . parents are Tammy and Chris Bower . . . four-year member of prep Honor Roll . . . attended same high school as DL Jacob Giese . . . high school coach was Butch Pederson.

#### Career Bests

Tackles: \_\_\_\_\_ 7 vs. Wisconsin, 11/22/14  
Solos: \_\_\_\_\_ 3, three times, last at Nebraska, 11/27/15  
Assists: \_\_\_\_\_ 4 vs. Wisconsin, 11/22/14  
Tackle for Loss: \_\_\_\_\_ 1, five times, last at Nebraska, 11/27/15  
QB Sack: \_\_\_\_\_ 1, three times, last vs. Michigan State, 12/05/15  
Interception: \_\_\_\_\_ 1, three times, last vs. North Texas, 9/26/15  
Touchdowns: \_\_\_\_\_ 1 vs. North Texas, 9/26/15  
Pass Break-Up: \_\_\_\_\_ 1, three times, last vs. Stanford, 1/01/16

#### Game-by-Game Defensive Stats

2014	Solo-Ast.	2015	Solo-Ast.
UNI	1-1	Ill State	0-1
Ball State	1-2	at IA State	0-0
IA State	3-2	Pitt	0-0
at Pitt	1-1	North TX	0-0
at Purdue	1-3	at Wisconsin	0-0
Indiana	2-1	Illinois	0-0
at Maryland	1-1	at N'western	0-0
N'western	0-0	Maryland	0-2
at Minn.	1-2	at Indiana	0-1
at Illinois	1-1	Minnesota	0-0
Wisconsin	3-4	Purdue	0-1
Nebraska	1-1	at Nebraska	3-2
Tennessee (n)	2-1	MSU (n)	0-1
<b>Totals</b>	<b>18-20</b>	Stanford (n)	1-3
		<b>Totals</b>	<b>4-11</b>

#### Career Statistics

Defense	Solo	Ast.	Total	T/Loss	Sacks	In-Yds.	PBU	FF	RF
Freshman	18	20	38	5.5/13	1/6	2-2-0	2	0	0
Sophomore	4	11	15	2/7	2/6	1-88-1	1	0	0
<b>Career</b>	<b>22</b>	<b>31</b>	<b>53</b>	<b>7.5/20</b>	<b>3/12</b>	<b>3-91-1</b>	<b>3</b>	<b>0</b>	<b>0</b>





**11 - Ryan Boyle**  
 Wide Receiver  
 6-1, 208, Redshirt Freshman  
 West Des Moines, Iowa (Dowling HS)

**2016** - - Not listed on depth chart following spring practice.

**2015** - - Redshirted.

**High school honors** - - Named to *Des Moines Register* Elite All-State team as a senior ... earned first-team

all-state and all-district honors as a junior and senior, including Class 4A team captain as a senior ... Class 4A Offensive Player of the Year as a junior and senior ... Iowa Gatorade Player of the Year as a junior and senior ... named to U.S. National Under-19 team ... started at quarterback in National Bowl, leading team to 35-0 win over Canada by completing 10-of-21 pass attempts for 97 yards and two touchdowns, while rushing five times for 33 yards ... named offensive MVP in Iowa Shrine Bowl after leading South team to 37-24 win ... completed 6-14 pass attempts for 186 yards and two touchdowns (29 & 80 yards), while rushing 14 times for 62 yards and one touchdown (3 yards) ... was starting quarterback for Team USA in Eastbay All-American Bowl as an eighth grader ... **Career** - - Four-year letterman and three-year starter at quarterback, leading team to 31-2 record as the starter ... team captain as a senior ... led prep team to state Class 4A state championship as a junior and senior after reaching state quarterfinals as a sophomore and freshman ... MVP of state championship game as a junior and senior ... holds school career records for pass attempts (484), completions (311), yards (4,566), passing touchdowns (45), rushing attempts (479), rushing yards (3,043), rushing touchdowns (45), total touchdowns (90), and total offense (7,609) ... set state championship game record with six touchdowns (four rushing, two passing) ... as a senior completed 137-of-221 attempts for 1,934 yards and 18 touchdowns, with just one interception, while rushing for 1,123 yards and 19 touchdowns on 167 attempts ... named MVP of state title game after completing 7-of-11 passes for 68 yards and a touchdown and rushing 19 times for 144 yards and three touchdowns ... led team to perfect 14-0 record as a junior, completing 119-of-187 pass attempts for 1,833 yards and 21 touchdowns, with three interceptions ... also rushed 199 times for 1,332 yards and 24 touchdowns ... was MVP of state championship game after completing 12-of-14 pass attempts for 287 yards and two touchdowns and rushing for 78 yards and four touchdowns ... played in just five games as a sophomore due to major knee injury, completing 50-of-71 pass attempts for 709 yards and six touchdowns, with two interceptions and rushing 73 times for 233 yards and one touchdown ... as a freshman completed 5-of-5 pass attempts for 90 yards and rushed for 355 yards and one touchdown ... also lettered in soccer.

**Personal** - - Born 9/13/96 ... business major ... parents are Marian and Ken Boyle ... four-year member of prep Honor Roll and Dean's List ... Student Ambassador as junior and senior ... earned Dr. Robert Breedlove Award as a junior ... one of three players from West Des Moines on the Iowa roster ... one of three players from Dowling HS on the Iowa roster ... high school coach was Tom Wilson.



**90 - Sam Brincks**  
 Defensive End  
 6-5, 270, Sophomore  
 Carroll, Iowa (Kuemper HS)


**2016** - - Listed as second team defensive end following spring practice.

**2015** - - Saw action on special teams in 13 games.

**2014** - - Redshirted after joining the team as a walk-on.

**High school honors** - - Earned first team all-conference and all-state honors on offense as a junior and senior ... was honorable mention all-conference as a sophomore ... **Career** - - Three-year letterman as offensive lineman and defensive end ... led team to Class 2-A state title as a senior with perfect 14-0 record as team compiled three-year record of 36-3 ... set school record for sacks in a game (five) ... missed five games as a senior due to injury ... had 22.5 tackles and seven tackles for loss as a senior, with two fumble recoveries and an interception return for a touchdown ... as a junior had 80 tackles, including 19 tackles for loss, 11.5 sacks and two fumble recoveries ... had 44 tackles as a sophomore, with 15 tackles for loss, seven sacks and one fumble recovery ... team captain as a senior ... also three year letterman in both basketball and track ... two-time all-state selection in basketball.

**Personal** - - Born 10/20/95 ... pre-business major ... parents are Jodi and Rick Brincks ... four-year member of prep Honor Roll ... high school coach was Chad Klein.



**20 - Ben Canby**  
 Punter  
 6-1, 210, Redshirt Freshman  
 Mount Pleasant, Iowa (Mount Pleasant HS)

**Hawk-Item** - - Joined the program as a walk-on for spring semester, 2016.

**2016** - - Not listed on depth chart following spring practice.

**High school honors** - - Earned first team all-district honors as a junior and senior ... **Career** - - Two-year letterman as tight end, defensive end and punter ... averaged 34.5 yards per punt on 38 punts as a senior, with a long of 50 yards ... averaged 37.4 yards on 49 punts as a junior, with a long of 56 yards ... team captain as a senior ... also lettered in basketball and track.

**Personal** - - Born 3/16/97 ... chemical engineering major ... parents are Deb and Tony Canby and Marcy and Randy Stroud ... earned academic all-district honors as a junior and senior ... high school coach was Shawn Striegel.



**98 - Ron Coluzzi**  
 Punter  
 5-11, 182, Senior  
 Naperville, Illinois (Naperville North HS)  
 Central Michigan University

**Hawk-Item** - - Graduate transfer from Central Michigan who has one season with the Iowa program.

**2015** - - Punted 59 times for a 39.3 average as a junior, with a long of 61 yards and 10 punts of 50 yards or longer ... placed 20 punts inside the 20 and opponents had 23 fair catches ... averaged 60.5 yards on 64 kickoffs, with 21 touchbacks ... did not handle field goal attempts as a junior ... season-long 61-yard punt vs. Western Michigan ... unleashed a 60-yard punt vs. Buffalo ... averaged season-high 45.6 yards on five punts vs. Buffalo ... punted eight times with five ending in fair catches vs. Akron ... placed four punts inside the 20-yard line vs. Oklahoma State and vs. Akron ... placed three of four punts inside the 20 vs. Kent State ... had three kickoffs go for touchbacks vs. Michigan State and vs. Northern Illinois ... averaged season-best 64.7 yards on three kickoffs vs. Akron.



**2014 Honors** - - Earned Academic All-MAC honors and was named a MAC Distinguished Scholar-Athlete . . . **2014** - - Played in all 13 games . . . averaged 37.6 yards on 52 punts, with a long of 57 yards and eight punts of 50 yards or more . . . averaged 60.4 yards on 57 kickoffs . . . made 2-3 PAT attempts . . . named Mid-American Conference West Division Special Teams Player of the Week twice . . . against Toledo, averaged 52.7 yards on three punts vs. Toledo, including a long of 55 yards . . . averaged 47.2 yards per punt vs. Buffalo, with a long of 54 yards . . . had a season long punt of 57 yards in 34-17 upset vs. Northern Illinois.

**2013** - - Connected on 12-17 (70.6%) field goal attempts and 33-35 PATs . . . was 3-3 in collegiate debut at Michigan, converting on kicks of 23, 27 and 33 yards . . . connected on game-winning field goal as time expired vs. New Hampshire . . . hit a season long 40-yarder versus Toledo . . . made all three attempts against UMass.

**2012** - - Redshirted.

**High School** - - Rated a five-star prospect and the No. 16 prospect nationally by Chris Sailer Kicking . . . earned first team all-state, all-area and all-conference honors . . . only prep kicker in Illinois to earn all-state honors from the Illinois High School Football Coaches' Association . . . **Career** - - Two-year starter as a kicker and punter . . . converted 8-10 field goals, with a long of 42 yards, as a senior, along with 33-34 PATs . . . 40-of-51 kickoffs were touchbacks . . . averaged 39.1 yards on 38 punts, with 18 placed inside the opponents' 20-yard line . . . helped team to a state playoff appearance as a senior.

**Personal** - - Born 5/01/94 . . . marketing and logistics management double major . . . parents are Jan and Ron Coluzzi . . . one of three players from Naperville on the Iowa roster . . . high school coach was Sean Drendel.

#### Career Kicking Bests

Field Goals: \_\_\_\_\_ 3, twice, last vs. Massachusetts, 11/23/13  
FG Attempts: \_\_\_\_\_ 3, twice, last vs. Massachusetts, 11/23/13  
Long: \_\_\_\_\_ 40 vs. Toledo, 9/21/13  
PATs: \_\_\_\_\_ 6 vs. Eastern Michigan, 11/29/13  
PAT Attempts: \_\_\_\_\_ 6 vs. Eastern Michigan, 11/29/13

#### Career Punting Bests

Punts: \_\_\_\_\_ 8 vs. Akron 2015  
Average: \_\_\_\_\_ 52.7 (3) vs. Toledo, 2014  
Long: \_\_\_\_\_ 61 vs. Western Michigan, 2015

Scoring	FGs	Lng	PATs	Points
Freshman	12-17	40	33-35	69
Sophomore	0-2	- - -	2-3	2
<b>Career</b>	<b>12-19</b>	<b>40</b>	<b>35-38</b>	<b>71</b>

Field Goals	1-19	20-29	30-39	40-49	50+	Total	Blk
Freshman	0-0	5-6	6-9	1-2	0-0	12-17	0
Sophomore	0-0	0-1	0-0	0-1	0-0	0-2	0
<b>Career</b>	<b>0-0</b>	<b>5-7</b>	<b>6-9</b>	<b>1-3</b>	<b>0-0</b>	<b>12-19</b>	<b>0</b>

Punting	No.	Yds.	Avg.	Lng	50+	In-20	TB	Blk	FC
Sophomore	52	1,954	37.6	57	8	18	5	0	15
Junior	59	2,320	39.3	61	10	20	3	1	22
<b>Career</b>	<b>111</b>	<b>4,274</b>	<b>38.5</b>	<b>61</b>	<b>18</b>	<b>38</b>	<b>8</b>	<b>1</b>	<b>37</b>



**18 - - Drew Cook**  
**Quarterback**  
**6-5, 230, Redshirt Freshman**  
**Iowa City, Iowa (Regina HS)**

**2016** - - Not listed on depth chart following spring practice.

**2015 Honors** - - Team Leader Award, offense . . .  
**2015** - - Redshirted.

**High school honors** - - Named Class 1A first-team all-state as a junior and senior by the *Des Moines Register* and Iowa Newspaper Association . . . MVP of Class 1A state championship game as a junior and senior . . . named Class 1A Player of the Year by *Cedar Rapids Gazette* and Offensive Player of the Year by *Iowa City Press-Citizen* as a senior . . . nominated for Ed Thomas Mr. Football Award . . . **Career** - - Four-year letterman for prep team that won four consecutive state championships, posting 27-1 record his final two seasons . . . member of team that set state record with 56-game winning streak . . . school records include touchdowns responsible for in a season (50 TDs as a senior), and 399 passing yards in state quarterfinals . . . team captain as a senior . . . completed 150-of-230 pass attempts (65 percent) for 2,504 yards and 31 touchdowns as a senior, with three interceptions . . . rushed for 706 yards and 16 touchdowns and had three receiving touchdowns . . . in championship game as a senior, completed 13-of-16 pass attempts for 175 yards and one touchdown, with one interception, while also rushing six times for 50 yards, catching a 24-yard scoring reception and punting once for 43 yards . . . as a junior completed 183-of-267 pass attempts (68 percent) for 2,563 yards and 22 touchdowns, with three interceptions . . . rushed for 440 yards and five touchdowns . . . in championship game as a junior, completed 13-of-13 pass attempts for 177 yards and one touchdown, while rushing for 46 yards and one touchdown . . . as a sophomore completed 29-of-52 pass attempts (55.8 percent) for 356 yards and three touchdowns, with no interceptions, and completed 4-of-6 passes for 37 yards as a freshman . . . also four-year letterman in basketball, earning all-state honors . . . represented Iowa in the Iowa Basketball Coaches Association Rising Seniors event in Indianapolis.

**Personal** - - Born 8/30/96 . . . business major . . . parents are Tracy and Marv Cook . . . four-year member of Gold Honor Roll . . . his father, Marv Cook, earned consensus All-America honors as Iowa's tight end in 1988 . . . one of four players from Iowa City on the Iowa roster . . . attended same high school as DL Daniel Gaffey . . . high school coach was his father, Marv Cook.



**64 - - \*\*Cole Croston**  
**Offensive Line**  
**6-5, 307, Senior**  
**Sergeant Bluff, Iowa (Sergeant Bluff-Luton HS)**

**Hawk Item** - - One of nine seniors named to 2016 Leadership Group.

**2016** - - Listed as first team left tackle following spring practice.

**2015 Honors** - - Next Man In Award, offense . . . **2015** - - Started 10 games, including six at right tackle and four at left tackle . . . saw action in 31-14 win over Illinois State, as offense gained 431 yards total offense and allowed no sacks . . . saw action in 31-17 win at Iowa State as offense gained 260 net rushing yards and 475 yards total offense . . . saw action on special teams in 27-24 win over Pitt as offense gained 363 yards total offense . . . saw extensive duty at left tackle in 62-16 win over North Texas as offense gained 488 yards total offense . . . started at left tackle and played every offensive play in first career start in 10-6 win at Wisconsin . . . started at left tackle and played every offensive down in 29-20 win over Illinois as offense rushed for 278 yards and gained 478 yards total offense . . . started at left tackle in 40-10 win at Northwestern as offense rushed for 294 yards and gained 492 yards total offense . . . started at right tackle and played every offensive play in 31-15 win over Maryland . . . started at right tackle and played every offensive down in 35-27 win at Indiana at offense rushed for 234 yards and gained 467 yards total offense . . . started at right tackle and played every offensive down in 40-35 win over Minnesota as offense rushed for 272 yards and gained 506 yards total offense . . . started at right tackle in 40-20 win over Purdue . . . started at right

tackle and played every offensive down in 28-20 win at Nebraska . . . started at right tackle and played every offensive down in 16-13 loss to Michigan State . . . started at left tackle in 45-16 Rose Bowl loss to Stanford.

**2014** -- Saw action in 13 games on special teams . . . saw action at right tackle in loss at Minnesota.

**2013** -- Saw action in two games . . . saw first career action in 38-14 win at Purdue as offense rushed for 318 yards and gained 509 yards total offense . . . saw action in 38-17 win at Nebraska.

**2012** -- Redshirted after joining the team as a walk-on.

**High school honors** -- Earned first team all-conference honors as offensive lineman and punter . . . **Career** -- Earned three letters as offensive lineman and punter . . . also lettered in basketball, baseball and golf as a prep . . . helped prep team reach state playoffs as a sophomore and junior.

**Personal** -- Born 12/25/93 . . . business direct administration major . . . earned academic all-conference and all-state honors . . . parents are Kim and Dave Croston . . . his father, Dave, was a three-year letterman at Iowa (1984-86) . . . high school coach was Chris Zyzda.



**78 - - \*James Daniels ^**  
**Offensive Line**  
**6-4, 295, Sophomore**  
**Warren, Ohio (Harding HS)**

**Hawk Item** -- One of four true freshman to see action in 2015 . . . joined program for 2015 spring practice.

**2016** -- Listed as first team right guard following spring practice . . . missed spring drills due to injury.

**2015** -- Saw first action of career in 31-14 opening win over Illinois State, as offense gained 431 yards total offense and allowed no sacks . . . saw action in 31-17 win at Iowa State as offense gained 260 net rushing yards and 475 yards total offense . . . saw action in 27-24 win over Pitt as offense gained 363 yards total offense . . . saw action in 62-16 win over North Texas as offense gained 488 yards total offense . . . saw action in 10-6 win at Wisconsin . . . saw action at both guard and tackle in 29-20 win over Illinois as offense rushed for 278 yards and gained 478 yards total offense . . . started at left guard in 40-10 win at Northwestern as offense rushed for 294 yards and gained 492 yards total offense . . . saw action in 31-15 win over Maryland . . . saw action on special teams in 35-27 win at Indiana . . . saw action in 40-35 win over Minnesota as offense rushed for 272 yards and gained 506 yards total offense . . . saw action in 40-20 win over Purdue . . . saw action on special teams in 28-20 win at Nebraska . . . saw action on special teams in 16-13 loss to Michigan State . . . started at left guard in 45-16 Rose Bowl loss to Stanford.

**High school honors** -- Earned all-state honorable mention honors as a junior and senior . . . earned Five Blocks of Granite Award as a senior . . . first-team All-Northeast Ohio as a junior and senior, along with first team all-conference and all-county . . . earned Buckeye Blue Chip recognition as a junior and senior . . . **Career** -- Three-year football letterman as offensive and defensive lineman . . . team captain as a senior . . . helped prep team reach first round of playoffs as a sophomore . . . started all 10 games as a senior, helping teammate rush for over 1,000 yards . . . started all nine games as a junior, as team rushed for over 1,500 yards . . . started all 11 games as a sophomore, as team rushed for over 2,000 yards and offensive line did not allow a single sack . . . also lettered in track, tossing shot put and discus.

**Personal** -- Born 9/13/97 . . . biology major . . . parents are Alicia and LeShun Daniels . . . brother of Iowa running back LeShun Daniels, Jr. . . . one of five sets of brothers on the Iowa roster . . . high school coach was Steve Arnold.



**29 - - \*LeShun Daniels, Jr. ^**  
**(Luh-SEAN)**  
**Running Back**  
**6-0, 225, Senior**  
**Warren, Ohio (Harding HS)**

**Hawk Item** -- Suffered injury in practice after seventh game in 2014 and missed five games before returning for limited action in bowl game . . . one of four true freshmen to see action in 2013 . . . attended Harding HS as a junior and senior after attending Dekalb (Illinois) HS as a freshman and sophomore . . . one of nine seniors named to 2016 Leadership Group. one of two juniors named to 2015 Leadership Group.

**2016** -- Listed as first team running back following spring practice.

**2015 Honors** -- Named honorable mention national Performer of the Week vs. Minnesota by College Football Performance Awards . . . **2015** -- Saw action in 12 games, with five starts . . . rushed 145 times for 646 yards and eight touchdowns . . . started at running back in 31-14 win over Illinois State as offense gained 431 yards total offense . . . led rushing attack with 123 yards on 26 carries vs. Illinois State, with a long-run of 27 yards that led to opening touchdown . . . started at running back in 31-17 win at Iowa State as offense gained 260 net rushing yards and 475 yards total offense . . . rushed eight times for 56 yards at ISU before leaving the game in the first half due to injury . . . saw limited action in 27-24 win over Pitt, rushing nine times for 17 yards as offense gained 363 yards total offense . . . saw action in 62-16 win over North Texas as offense gained 488 yards total offense . . . five rushing attempts for 21 yards vs. North Texas . . . saw action in 10-6 win at Wisconsin, rushing four times for nine yards . . . did not see action in 29-20 win over Illinois due to injury . . . did not see action in 40-10 win at Northwestern due to injury . . . saw action in 31-15 win over Maryland . . . rushed 13 times for 60 yards vs. Maryland, including a one-yard run for his first touchdown of the season . . . saw action in 35-27 win at Indiana as offense rushed for 234 yards and gained 467 yards total offense . . . rushed 23 times for 78 yards at Indiana, scoring on runs of four yards and one yard for first career game with more than one touchdown . . . started at running back in 40-35 win over Minnesota as offense rushed for 272 yards and gained 506 yards total offense . . . led rushing attack with career-best 195 yards on 26 attempts, scoring three touchdowns . . . scored on runs of three and two yards before added a 51-yard touchdown with 2:01 remaining to secure the win . . . started at running back in 40-20 win over Purdue . . . rushed eight times for 31 yards vs. Purdue, scoring on runs of 2 and 13 yards for his third consecutive multiple-touchdown game . . . started at running back in 28-20 win at Nebraska . . . rushed for two yards on five attempts at Nebraska . . . saw action in 16-13 loss to Michigan State . . . rushed eight times for 17 yards vs. MSU . . . saw action at running back in 45-16 Rose Bowl loss to Stanford . . . rushed 10 times for 37 yards vs. Stanford and had one reception for nine yards.

**2014** -- Saw action in five games, missing several games due to injury . . . rushed 15 times for 49 yards and one touchdown and had one pass reception for five yards . . . saw action in 31-23 win over Northern Iowa as offense gained 401 yards total offense . . . rushed eight times for 15 yards and had one reception for five yards vs. UNI, while scoring first career touchdown on 13-yard run in the first quarter . . . saw action in 17-13 win over Ball State as offense gained 455 yards total offense . . . four rushing attempts for 20 yards vs. BSU . . . saw action in 24-10 win at Purdue, with one rushing attempt for seven yards and a key first down as offense gained 420 yards total offense . . . saw action in 38-31 loss at Maryland, with one rushing attempt for no gain as offense gained 433 yards total offense . . . suffered injury in practice prior to 48-7 win over Northwestern and missed final five games of regular season . . . saw action in TaxSlayer Bowl loss to Tennessee, with one rushing attempt for seven yards.

**2013** -- Saw action in seven games . . . rushed 36 times for 142 yards . . . saw first action of career in 28-14 win over Missouri State and offense gained 491 yards total offense . . . rushed six times for 30 yards vs. MSU, with a long of





10 yards . . . saw action in 59-3 win over Western Michigan as offense gained 446 yards total offense while rushing for over 200 yards in fourth straight game . . . rushed 13 times for 54 yards in win over WMU to set career-best in both attempts and yards . . . saw action in 34-24 loss at Ohio State, recording four rushing attempts for 14 yards . . . saw action in 17-10 OT win over Northwestern, rushing three times for eight yards . . . saw action in 28-9 loss to Wisconsin, rushing four times for 14 yards . . . saw action in 38-14 win at Purdue as offense rushed for 318 yards and gained 509 yards total offense . . . five rushing attempts for 22 yards at Purdue, with a long of 10 yards . . . saw action in 38-17 win at Nebraska, with one rushing attempt for no yards.

**High school honors** - - Earned first team all-state, all-district, all-county and all-conference honors as a senior . . . named Lake Erie League Player of the Year as a senior . . . all-county first team as a junior . . . honorable mention all-conference and all-area as a sophomore . . . **Career** - - Earned three letters in football and four in track . . . rushed for 1,614 yards and 15 touchdowns on 261 attempts as a senior as team posted 9-2 record . . . rushed 165 times for 908 yards and seven touchdowns as a junior . . . totaled 243 yards and one touchdowns on KO returns as a junior . . . rushed 88 times for 406 yards and five touchdowns as a sophomore at Dekalb HS, helping team reach playoffs for first time in over 20 seasons . . . team captain as a senior . . . earned all-state honors on 400-meter relay team as a junior . . . football team captain as a senior . . . ranks fourth in career rushing yards at Harding HS.

**Personal** - - Born 6/4/95 . . . pre-physical therapy major . . . parents are Alicia and LeShun Daniels . . . member of National Honor Society and prep Honor Roll . . . brother of OL James Daniels . . . one of five sets of brothers on the Iowa roster . . . high school coach was Steve Arnold.

#### Career Rushing Bests

Attempts: 26, twice, last vs. Minnesota, 11/14/15  
Yards: 195 vs. Minnesota, 11/14/15  
Touchdowns: 3 vs. Minnesota, 11/14/15  
Long: 51 vs. Minnesota, 11/14/15

#### Career Receiving Bests

Receptions: 1, twice, last vs. Stanford, 1/01/16  
Yards: 9 vs. Stanford, 1/01/16  
Long: 9 vs. Stanford, 1/01/16

#### Game-By-Game Stats

##### Rushing

2013	No.	Yds.	TD	Lng
N. Illinois	DNP			
MO State	6	30	0	10
at IA State	DNP			
W. Michigan	13	54	0	14
at Minn.	DNP			
MSU	DNP			
at OSU	4	14	0	7
N'western	3	8	0	5
Wisconsin	4	14	0	6
at Purdue	5	22	0	10
Michigan	DNP			
at Nebraska	1	0	0	---
LSU (n)	DNP			
Totals	36	142	0	14

##### Rushing

2014	No.	Yds.	TD	Lng
UNI	8	15	1	13
Ball State	4	20	0	8
IA State	DNP			
at Pitt	DNP			
at Purdue	1	7	0	7
Indiana	DNP			
at Maryland	1	0	0	---
N'western	INJ			
at Minn.	INJ			
at Illinois	INJ			
Wisconsin	INJ			
Nebraska	INJ			
Tennessee (n)	1	7	0	7
Totals	15	49	1	13

##### Receiving

2013	No.	Yds.	TD	Lng
N. Illinois	DNP			
MO State	0	0	0	---
at IA State	DNP			
W. Michigan	0	0	0	---
at Minn.	DNP			
MSU	DNP			
at OSU	0	0	0	---
N'western	0	0	0	---
Wisconsin	0	0	0	---
at Purdue	0	0	0	---
Michigan	DNP			
at Nebraska	0	0	0	---
LSU (n)	DNP			
Totals	0	0	0	---

##### Receiving

2014	No.	Yds.	TD	Lng
UNI	1	5	0	5
Ball State	0	0	0	---
IA State	DNP			
at Pitt	DNP			
at Purdue	0	0	0	---
Indiana	DNP			
at Maryland	0	0	0	---
N'western	INJ			
at Minn.	INJ			
at Illinois	INJ			
Wisconsin	INJ			
Nebraska	INJ			
Tennessee (n)	0	0	0	---
Totals	1	5	0	5

#### Rushing

2015	No.	Yds.	TD	Lng
Ill State	26	123	0	27
at IA State	8	56	0	24
Pitt	9	17	0	5
North TX	5	21	0	16
at Wisconsin	4	9	0	4
Illinois	INJ			
at N'western	INJ			
Maryland	13	60	1	16
at Indiana	23	78	2	15
Minnesota	26	195	3	51
Purdue	8	31	2	13
at Nebraska	5	2	0	3
MSU (n)	8	17	0	14
Stanford (n)	10	37	0	14
Totals	145	646	8	51

#### Receiving

2015	No.	Yds.	TD	Lng
Ill State	0	0	0	---
at IA State	0	0	0	---
Pitt	0	0	0	---
North TX	0	0	0	---
at Wisconsin	0	0	0	---
Illinois	INJ			
at N'western	INJ			
Maryland	0	0	0	---
at Indiana	0	0	0	---
Minnesota	0	0	0	---
Purdue	0	0	0	---
at Nebraska	0	0	0	---
MSU (n)	0	0	0	---
Stanford (n)	1	9	0	9
Totals	1	9	0	9

#### Career Statistics

Rushing	No.	Yds.	Avg.	TD	Lng
Freshman	36	142	3.9	0	14
Sophomore	14	42	3.0	1	13
Junior	145	646	4.5	8	51
Career	195	830	4.3	9	51

Receiving	No.	Yds.	Avg.	TD	Lng
Freshman	0	0	---	0	---
Sophomore	1	5	5.0	0	5
Junior	1	9	9.0	0	9
Career	2	14	7.0	0	9



#### 56 - \*Faith Ekakitie

(ee-KACK-uh-tee)

Defensive Line

6-3, 290, Senior

Brampton, Ontario

Lake Forest, Illinois (Lake Forest Academy)

**2016** - - Listed as second team defensive tackle following spring practice.

**2015** - - Saw action in 12 games, recording 13 tackles, including 1.5 tackles for loss, and one fumble recovery . . . saw action in 31-14 win over Illinois State as defense allowed 35 net rushing yards and 231 yards total offense, but had no statistics . . . saw action in 31-17 win at Iowa State, but had no statistics as defense allowed no points and just 66 yards total offense in the second half . . . did not see action in 27-24 win over Pitt . . . saw action in 62-16 win over North Texas, recording career-best two assisted tackles . . . saw action in 10-6 win at Wisconsin as defense allowed no touchdowns and just 320 yards total offense . . . recovered Badger fumble at Iowa five-yard line in fourth quarter for first career fumble recovery . . . saw action in 29-20 win over Illinois, recording one assisted tackle as defense allowed just 46 net rushing yards . . . saw action in 40-10 win at Northwestern as defense allowed just 51 net rushing yards and 198 yards total offense . . . recorded one solo tackle and one assist vs. Northwestern, including a tackle for loss . . . did not see action in 31-15 win over Maryland . . . saw action in 35-27 win at Indiana, but had no statistics . . . saw action in 40-35 win over Minnesota, recording one assisted tackle . . . saw action in 40-20 win over Purdue, but had no statistics . . . saw action in 28-20 win at Nebraska . . . matched career best with two tackles at Nebraska, recording one solo tackle and one assist . . . saw action in 16-13 loss to Michigan State . . . recorded career-best four tackles vs. MSU, including three solo stops and one assist . . . saw action in 45-16 Rose Bowl loss to Stanford, recording one assisted tackle, which was a shared QB sack and tackle for loss.

**2014** - - Saw action in six games, recording two assisted tackles, including one assisted tackle for loss . . . 31-23 win over Northern Iowa, recording one assisted tackle as a tackle for loss . . . saw action in 17-13 win over Ball State, but had no statistics as defense allowed just two field goals and 219 yards total offense . . . saw action in 20-17 loss to Iowa State, but had no statistics . . . saw action in 24-20 win at Pitt, recording one assisted tackle as defense allowed just three points in the second half . . . saw action in 24-10 win at Purdue, but had no statistics as defense allowed just 156 yards total offense . . . saw action in 45-29 win over Indiana, but had no statistics . . . did not see action in 38-31 loss at Maryland due to injury . . . did not see action in final seven games of the season.

**2013** -- Saw action in three games, with no statistics . . . saw first action of career in 59-3 win over Western Michigan, but had no statistics as defense allowed just 209 yards total offense . . . saw action in 23-7 win at Minnesota, but had no statistics as defense allowed just 165 yards total offense and 30 net rushing yards . . . saw action in 38-14 win at Purdue, but had no statistics.

**2012** -- Redshirted.

**High school honors** -- Participated in USA vs. World All-American game and selected to US Marine All-American game . . . first team all-state as a senior by both the *Chicago Sun Times* and *Chicago Tribune* . . . named first team all-Catholic League . . . **Career** -- Earned three varsity letters as defensive lineman . . . team captain as a senior . . . collected 62 tackles as a senior, with 12 sacks, four forced fumbles and one interception . . . recorded 58 tackles as a junior, including 15 sacks, while scoring one touchdown . . . also lettered in basketball and track.

**Personal** -- Born 4/05/93 . . . human physiology interest major . . . parents are Grace and Jimoh Ekakitie . . . one of two players from Canada on Iowa roster . . . high school coach was Ted Stewart.

#### Career Defensive Bests

Tackles: \_\_\_\_\_ 4 vs. Michigan State, 12/05/15  
 Solos: \_\_\_\_\_ 3 vs. Michigan State, 12/05/15  
 Assists: \_\_\_\_\_ 2 vs. North Texas, 9/26/15  
 Tackles for Loss \_\_\_\_\_ 1, twice, last vs. Stanford, 1/01/16  
 QB Sack: \_\_\_\_\_ 1 vs. Stanford, 1/01/16  
 Recovered Fumbles: \_\_\_\_\_ 1 at Wisconsin, 10/03/15

#### Game-by-Game Defensive Stats

2013	Solo-Ast.	2014	Solo-Ast.	2015	Solo-Ast.
N. Illinois	DNP	UNI	0-1	Ill State	0-0
MO State	DNP	Ball State	0-0	at IA State	0-0
at IA State	DNP	IA State	0-0	Pitt	DNP
W. Michigan	0-0	at Pitt	0-1	North TX	0-2
at Minn.	0-0	at Purdue	0-0	at Wisconsin	0-0
MSU	DNP	Indiana	0-0	Illinois	0-1
at OSU	DNP	at Maryland	INJ	at N'western	1-1
N'western	DNP	N'western	DNP	Maryland	DNP
Wisconsin	DNP	at Minn.	DNP	at Indiana	0-0
at Purdue	0-0	at Illinois	DNP	Minnesota	0-1
Michigan	DNP	Wisconsin	DNP	Purdue	0-0
at Nebraska	DNP	Nebraska	DNP	at Nebraska	1-1
LSU (n)	DNP	Tennessee (n)	DNP	MSU (n)	3-1
<b>Totals</b>	<b>0-0</b>	<b>Totals</b>	<b>0-2</b>	Stanford (n)	0-1
				<b>Totals</b>	<b>5-7</b>

#### Career Statistics

Defense	Solo	Ast.	Total	T/Loss	Sacks	QBH	PBU	FF	RF
Freshman	0	0	0	0/0	0/0	0	0	0	0
Sophomore	0	2	2	0.5/1	0/0	0	0	0	0
Junior	5	8	13	1.5/2	1/1	0	0	0	1
<b>Career</b>	<b>5</b>	<b>10</b>	<b>15</b>	<b>2/3</b>	<b>1/1</b>	<b>0</b>	<b>0</b>	<b>0</b>	<b>1</b>



**2 -- Mick Ellis**  
**Kicker**  
**5-10, 190, Sophomore**  
**Allen, Texas (Lovejoy HS)**

**Hawk Item** -- One of three true freshmen to see action in 2014.

**2016** -- Listed as second team kicker following spring practice.

**2015** -- Redshirted.

**2014** -- Saw first action of career in 17-13 win over Ball State . . . successful on both PAT attempts as Iowa rallied in fourth quarter, but missed only field goal attempt from 29 yards . . . was successful on 2-2 PAT attempts in 20-17 loss to Iowa State, but had no field goal attempts . . . saw action in 24-20 win at Pittsburgh, converting all three PAT attempts . . . did not see action in final nine games.

**High school honors** -- earned second team all-state honors as a junior . . . **Career** -- Connected on 13-17 field goals as a junior, including kicks of 53, 52 and 49 yards . . . had 34 touchbacks.

**Personal** -- Born 5/26/95 . . . open major . . . parents are Jennifer and Matt Ellis . . . one of two players from Allen, Texas on the Iowa roster . . . high school coach was Matt Green.

#### Career Bests

FG Attempts: \_\_\_\_\_ 1 vs. Ball State, 9/06/14  
 PATs: \_\_\_\_\_ 3 at Pittsburgh, 9/20/14  
 PAT Attempts: \_\_\_\_\_ 3 at Pittsburgh, 9/20/14

#### Career Statistics

**Scoring** \_\_\_\_\_ **FGs** \_\_\_\_\_ **Lng** \_\_\_\_\_ **PATs** \_\_\_\_\_ **Points** \_\_\_\_\_  
 Freshman \_\_\_\_\_ 0-1 \_\_\_\_\_ --- \_\_\_\_\_ 7-7 \_\_\_\_\_ 7

Field Goals	1-19	20-29	30-39	40-49	50+	Total	Blk
Freshman	0-0	0-1	0-0	0-0	0-0	0-1	--
Sophomore	0-0	0-0	0-0	0-0	0-0	0-0	---
<b>Career</b>	<b>0-0</b>	<b>0-1</b>	<b>0-0</b>	<b>0-0</b>	<b>0-0</b>	<b>0-1</b>	---



**82 -- \*Adrian Falconer ^ (FALCON-ir)**  
**Wide Receiver**  
**6-1, 190, Sophomore**  
**Leesburg, Florida (Leesburg HS)**

**Hawk Item** -- One of four true freshmen to see action in 2015.

**2016** -- Listed as second team wide receiver following spring practice.

**2015** -- Saw first action of career in 31-14 opening win over Illinois State, but had no statistics . . . did not see action in 31-17 win at Iowa State . . . did not see action in 27-24 win over Pitt . . . saw action in 62-16 win over North Texas, but had no statistics as offense gained 488 yards total offense . . . did not see action in 10-6 win at Wisconsin . . . did not see action in 29-20 win over Illinois . . . saw action in 40-10 win at Northwestern, but had no statistics as offense rushed for 294 yards and gained 492 yards total offense . . . saw action in 31-15 win over Maryland, recovering onside kick that led to field goal . . . saw action in 35-27 win at Indiana, but had no statistics . . . saw action in 40-35 win over Minnesota, but had no statistics as offense rushed for 272 yards and gained 506 yards total offense . . . saw action in 40-20 win over Purdue, but had no statistics . . . saw action in 28-20 win at Nebraska, but had no statistics . . . saw action in 16-13 loss to Michigan State, but had no statistics . . . saw action in 45-16 Rose bowl loss to Stanford, but had no statistics.

**High school honors** -- Named to Central Florida All-Star team as a senior . . . earned team Most Valuable Player Award as a senior . . . named Outstanding Offensive Player as a junior . . . **Career** -- Four-year football letterman as wide receiver, defensive back and kick returner . . . team captain as a senior . . . helped team win district title as a junior, posting 8-3 record . . . as a senior

recorded 53 receptions for 951 yards and seven touchdowns, averaging 17.9 yards per catch . . . also collected 33 tackles, one interception and one forced fumble on defense . . . as a junior recorded 55 receptions for 714 yards and six touchdowns, while recording 57 tackles on defense, along with two recovered fumbles and one forced fumble . . . recorded 28 receptions for 491 yards as a sophomore, with one kickoff return touchdown, with the touchdown return forcing overtime in playoff game . . . also lettered in track and basketball . . . member of state championship basketball team as a freshman.

**Personal** -- Born 9/11/95 . . . mechanical engineering major . . . parents are Karen and Paul Falconer . . . high school coach was Randy Trivers.



**54 - \*Steve Ferentz (FAIR-ints)**  
**Offensive Line**  
**6-2, 282, Senior**  
**Iowa City, Iowa (Iowa City HS)**

**Hawk Item** -- Moved from tight end to offensive line prior to 2013 spring practice.

**2016** -- Listed as second team center following spring practice.

**2015** -- Saw first action of career in 31-14 win over Illinois State as offense gained 431 yards total offense and allowed no sacks . . . saw action in 62-16 win over North Texas as offense gained 488 yards total offense.

**2014** -- Did not see any game action.

**2013** -- Did not see any game action.

**2012 Honors** -- Team Leader Award, special teams . . . **2012** -- Redshirted after joining the team as a walk-on.

**High school honors** -- Team captain as a senior . . . advanced to state wrestling tournament as a senior . . . **Career** -- Competed for highly-successful program at Iowa City HS, playing tight end, defensive line and linebacker, while also handling deep snaps on special teams . . . enjoyed successful wrestling career as a prep, advancing to state tournament as a senior.

**Personal** -- Born 12/04/93 . . . secondary education major . . . academic honors . . . parents are Mary and Kirk Ferentz . . . is the son of Iowa head coach Kirk Ferentz . . . one of four players from Iowa City on the Iowa roster . . . high school coach was Dan Sabers.



**76 - \*Dalton Ferguson**  
**Offensive Line**  
**6-4, 310, Sophomore**  
**Solon, Iowa (Solon HS)**

**2016** -- Listed as second team right tackle following spring practice.


**2015** -- Did not see action in 31-14 win over Illinois State . . . did not see action in 31-17 win at Iowa State . . . did not see action in 27-24 win over Pitt . . . saw first action of career in 62-16 win over North Texas as offense gained 488 yards total offense . . . did not see action in 10-6 win at Wisconsin . . . did not see action in 29-20 win over Illinois . . . saw action on special teams in 40-10 win at Northwestern as offense rushed for 294 yards and gained 492 yards total offense . . . saw action on special teams in 31-15 win over Maryland . . . saw action on special teams in 35-27 win at Indiana . . . saw action on special teams in 40-35 win over Minnesota . . . saw action in 40-20 win over Purdue . . . saw action on special teams in 28-20 win at Nebraska . . . did not see action in 16-13 loss to Michigan State . . . saw action on special teams in 45-16 Rose Bowl loss to Stanford.

**2014** -- Redshirted after joining the program as a walk-on.

**High school honors** -- Earned first team all-state and all-district honors as a senior first team all-district on both offense and defense as a junior . . . second

team all-district on offense as a sophomore . . . **Career** -- Three-year letterman as offensive lineman and defensive lineman . . . team captain as a junior and senior . . . helped prep team post three-year record of 27-6 . . . also earned three letters in both track and baseball and one letter in basketball . . . tossed shot put over 60 feet at state meet.

**Personal** -- Born 03/08/96 . . . education major . . . parents are Diane and Mike Ferguson . . . member of prep Honor Roll and academic all-district . . . attended same high school as K Josh Proehl . . . high school coach was Kevin Miller.



**77 - \*Daniel Gaffey (GAFF-ee)**  
**Defensive Line**  
**6-2, 285, Junior**  
**Iowa City, Iowa (Regina HS)**

**2016** -- Not listed on depth chart following spring practice.


**2015 Honors** -- Team Leader Award, defense . . . **2015** -- Did not see any game action.

**2014** -- Did not see any game action.

**2013** -- Redshirted after joining program as a walk-on.

**High school honors** -- Earned first team all-state honors as a senior and was first team all-area by *Cedar Rapids Gazette* and runner-up for Male Athlete of the Year . . . first team all-conference as a junior . . . selected to compete in Iowa Shrine Bowl following senior season . . . **Career** -- Four-year varsity player as defensive tackle and offensive guard . . . helped prep team win three consecutive state championships while posting perfect 42-0 record, that coming after a 10-2 (state quarterfinals) record during his freshman season . . . team captain as a junior and senior . . . also competed as a wrestler, winning 220-pound state title as a senior.

**Personal** -- Born 7/26/94 . . . open major . . . parents are Sally and Jim Gaffey . . . one of four players from Iowa City on Iowa roster . . . attended same high school at QB Drew Cook . . . high school coach was Marv Cook.



**12 - \*\*\*Anthony Gair**  
**Defensive Back**  
**6-2, 210, Senior**  
**Plano, Texas (Prestonwood Christian)**

**2016** -- Listed as second team strong safety following spring practice.

**2015** -- Saw action in 10 games, recording eight tackles . . . started at strong safety in 62-16 win over North Texas . . . career-best seven tackles vs. North Texas, including four solo tackles and three assists . . . saw action in 40-10 win at Northwestern, recording one solo tackle as defense allowed just 51 net rushing yards and 198 yards total offense.

**2014** -- Saw action in all 13 games, with one start . . . recorded three solo tackles, eight assists and one interception for eight yards . . . saw action in 20-17 loss to Iowa State, recording one solo tackle and one assist . . . started at free safety in 24-20 win at Pittsburgh for first career start, as defense allowed just three points in the second half . . . recorded three tackles at Pitt, including one solo tackle and two assists . . . also recorded first career interception and eight yard return on the final play of the game to secure Iowa victory . . . saw action in 48-7 win over Northwestern, recording two assisted tackles as defense allowed just 180 yards total offense . . . saw action in 51-14 loss at Minnesota, recording one solo tackle . . . saw action in 30-14 win at Illinois, recording two assisted tackles as defense allowed just 88 net rushing yards and 235 yards total offense . . . saw action in 26-24 loss to No. 14 Wisconsin, recording one assisted tackle.

**2013** -- Saw action in all 13 games, recording five solo tackles and two assists. . . saw action in 59-3 win over Western Michigan, recording two solo tackles and one assist for first career statistics as defense allowed just 209 yards total offense . . . saw action in 23-7 win at Minnesota, recording one assisted tackle



as defense allowed just 165 yards total offense and 30 net rushing yards . . . saw action in 28-9 loss to Wisconsin, recording one solo tackle . . . saw action in 38-14 win at Purdue, recording one solo tackle as defense allowed just 53 net rushing yards . . . saw action in 24-21 win over Michigan, recording one solo tackle as defense allowed just 60 net rushing yards and 158 yards total offense.

**2012** -- Redshirted.

**High school honors** -- Earned all-district honors as a junior and senior . . . Newcomer of the Year as a sophomore . . . **Career** -- Four-year letterman as defensive back . . . member of state championship team as a sophomore and junior . . . recorded 122 tackles, two sacks and one interception as a senior . . . 116 tackles, three sacks and an interception as a junior . . . recorded 185 tackles as a sophomore, including 102 solo stops . . . also three-year track letterman, competing in sprints and relays . . . state champion in 400 meter dash.

**Personal** -- Born 5/18/94 in New Orleans . . . communications studies major . . . member of prep Honor Roll . . . graduated Cum Laude . . . earned Academic Achievement Award . . . mother is Raquel Gair . . . high school coach was Chris Cunningham.

#### Career Bests

Tackles: \_\_\_\_\_ 7 vs. North Texas, 9/26/15  
 Solos: \_\_\_\_\_ 4 vs. North Texas, 9/26/15  
 Assists: \_\_\_\_\_ 3 vs. North Texas, 9/26/15  
 Interceptions: \_\_\_\_\_ 1 at Pittsburgh, 9/20/14

#### Game-by-Game Defensive Stats

2013	Solo-Ast.	2014	Solo-Ast.	2015	Solo-Ast.
N. Illinois	0-0	UNI	0-0	Ill State	0-0
MO State	0-0	Ball State	0-0	at IA State	0-0
at IA State	0-0	IA State	1-1	Pitt	0-0
W. Michigan	2-1	at Pitt	1-2	North TX	4-3
at Minn.	0-1	at Purdue	0-0	at Wisconsin	0-0
MSU	0-0	Indiana	0-0	Illinois	0-0
at OSU	0-0	at Maryland	0-0	at N'western	1-0
N'western	0-0	N'western	0-2	Maryland	0-0
Wisconsin	1-0	at Minn.	1-0	at Indiana	0-0
at Purdue	1-0	at Illinois	0-2	Minnesota	DNP
Michigan	1-0	Wisconsin	0-1	Purdue	0-0
at Nebraska	0-0	Nebraska	0-0	at Nebraska	DNP
LSU (n)	0-0	Tennessee (n)	0-0	MSU (n)	DNP
<b>Totals</b>	<b>5-2</b>	<b>Totals</b>	<b>3-8</b>	Stanford (n)	DNP
				<b>Totals</b>	<b>5-3</b>

#### Career Statistics

Defense	Solo	Ast.	Total	T/Loss	Sacks	Int-Yds.	PBU	FF	RF
Freshman	5	2	7	0/0	0/0	0-0	0	0	0
Sophomore	3	8	11	0/0	0/0	1-8	0	0	0
Junior	5	3	8	0/0	0/0	0-0	0	0	0
<b>Career</b>	<b>13</b>	<b>13</b>	<b>26</b>	<b>0/0</b>	<b>0/0</b>	<b>1-8</b>	<b>0</b>	<b>0</b>	<b>0</b>



## 22 - Angelo Garbutt (GAR-but)

**Linebacker**

**6-2, 230, Redshirt Freshman**  
**Carrollton, Texas (Hebron HS)**

**2016** -- Listed as second team middle linebacker following spring practice.

**2015** -- Redshirted.

**High school honors** -- first team all-district linebacker as a junior . . . earned *Dallas Morning*

*News* Player of the Week honors during junior season . . . recognized as Top 10 Performer at Dallas Nike Football Training Camp prior to senior season . . .

**Career** -- Three-year football letterman as outside linebacker and running back . . . team captain as a senior . . . helped prep team reach playoffs as a sophomore and junior . . . also competed in track and basketball.

**Personal** -- Born 2/24/97 in Los Angeles . . . open major . . . mother is Toshika Robinson . . . high school coach was Brian Brazil.



## 30 - Jake Gervase (JIR-voss)

**Defensive Back**

**6-1, 210, Sophomore**

**Davenport, Iowa (Assumption HS)**

**2016** -- Listed as second team free safety following spring practice.

**2015** -- Saw first action of career in 31-14 win over Illinois State, but had no statistics as defense allowed 35 net rushing yards and 231 yards total offense . . . saw action in 31-17 win at Iowa State, but had no statistics as defense allowed no points and just 66 yards total offense in the second half . . . did not see action in 27-24 win over Pitt . . . saw action in 62-16 win over North Texas, recording one assisted tackle . . . saw action in 40-35 win over Minnesota, recording one solo tackle . . . saw action in 40-20 win over Purdue, but had no statistics . . . saw action in 28-20 win at Nebraska, but had no statistics.

**2014** -- Redshirted after joining the program as a walk-on.

**High school honors** -- Named to *Des Moines Register* Elite all-state team as a defensive back as a senior . . . conference Player of the Year on offense and co-Player of the Year on defense as a senior . . . first team all-conference at quarterback and defensive back as a senior, along with honorable mention punter . . . Player of the Year and captain of All-Metro team as a senior . . . first team all-conference on defense as a junior and third team on offense . . . third team all-conference on defense as a sophomore . . . **Career** -- Three-year letterman at defensive back, quarterback and punter . . . set school, conference and state records with 16 career interceptions . . . team captain as a senior . . . as a senior recorded 53.5 tackles, including 47 solo stops, and eight interceptions . . . on offense completed 73-149 pass attempts for 1,006 yards and 10 touchdowns, while rushing 150 times for 985 yards and seven scores . . . as a junior recorded 44.5 tackles and five interceptions, while completing 96-159 pass attempts for 1,268 yards and 13 touchdowns and rushing 146 times for 946 yards and 11 touchdowns . . . collected 48.5 tackles and three interceptions as a sophomore, while rushing for 166 yards and passing for 85 yards . . . also enjoyed outstanding baseball career as a prep, while also earning varsity letters in basketball, wrestling and track . . . first team all-state in baseball as a senior by Iowa Newspaper Association, and named to coaches association 16-player Super Team . . . led team to Class 3A state championship . . . held .398 batting average, with 21 RBI and 33 stolen bases in 39 games . . . named Class 3A Baseball Player of the Year by Sports Spotlight.

**Personal** -- Born 9/18/95 . . . finance major . . . parents are Sheila and Steve Gervase . . . one of two players from Davenport on the Iowa roster . . . attended same high school as DB Joe Argo . . . high school coach was Wade King.

#### Career Bests

Tackles: \_\_\_\_\_ 1, twice, last vs. Minnesota, 11/14/15  
 Solos: \_\_\_\_\_ 1 vs. Minnesota, 11/14/15  
 Assists: \_\_\_\_\_ 1 vs. North Texas, 9/26/15

#### Game-by-Game Defensive Stats

2015	Solo-Ast.
Ill State	0-0
at IA State	0-0
Pitt	DNP
North TX	0-1
at Wisconsin	DNP
Illinois	DNP
at N'western	DNP
Maryland	DNP
at Indiana	DNP
Minnesota	1-0
Purdue	0-0
at Nebraska	0-0
MSU (n)	DNP
Stanford (n)	DNP
<b>Totals</b>	<b>1-1</b>

#### Career Statistics

Defense	Solo	Ast.	Total	T/Loss	Sacks	Int-Yds.	PBU	FF	RF
Freshman	1	1	2	0/0	0/0	0-0	0	0	0



**60 - - Jacob Giese (GEES-ee)**  
Defensive Line  
6-3, 280, Redshirt Freshman  
West Branch, Iowa (West Branch HS)

**2016** - - Not listed on depth chart following spring practice.

**2015** - - Redshirted after joining the program as a walk-on.

**High school honors** - - Earned first-team all-state honors by Iowa Newspaper Association as a senior . . . selected to compete in Iowa Shrine Bowl, as South team recorded 37-24 victory . . . second-team all-state as a junior . . . first-team all-district for three seasons . . . district defensive MVP as a sophomore and junior . . . **Career** - - three-year letterman as offensive and defensive lineman . . . helped prep team compile three-year record of 27-6, while advancing to second round of state playoffs three straight years . . . recorded 60.5 tackles as a senior, with five sacks . . . collected 75 tackles as a junior, with four sacks . . . collected five sacks among his 47 tackles as a sophomore . . . also four-year letterman in wrestling, three-year letterman in track and earned one letter in baseball.

**Personal** - - Born 12/01/96 . . . exercise science major . . . parents are Sheri and Richard Giese . . . attended same high school as LB Bo Bower . . . high school coaches were Butch Pedersen and Lance Pedersen.



**45 - - Eric Grimm**  
Linebacker  
6-2, 205, Sophomore  
Damascus, Maryland  
(Our Lady of Good Counsel HS)

**2016** - - Not listed on depth chart following spring practice.

**2015** - - Did not see any game action.

**2014** - - Redshirted after joining the program as a walk-on.

**High school honors** - - Earned second-team all-conference honors as a senior . . . honorable mention all-conference as a junior . . . **Career** - - Three-year letterman as tight end, linebacker and free safety . . . helped prep team advance to playoffs for three straight seasons, posting three-year record of 35-4 . . . team captain as a senior . . . recorded 104 tackles and seven touchdown receptions as a senior.

**Personal** - - Born 2/12/96 . . . business major . . . parents are Cindy and Donn Grimm . . . member of prep Honor Roll . . . his uncle, Ross Grimm, had Hall of Fame career with NFL's Washington Redskins . . . high school coach was Bob Milloy.



**40 - - \*Parker Hesse (HESS-ee)**  
Defensive End  
6-3, 250, Sophomore  
Waukon, Iowa (Waukon HS)

**2016** - - Listed as first team defensive end following spring practice.

**2015 Honors** - - Next Man In Award, defense . . . Academic All-Big Ten . . . Big Ten Conference All-Freshman team by BTN.com . . . named Big Ten Conference Freshman of the Week for his play in 28-

20 win at Nebraska . . . **2015** - - Started eight games at defensive end and played in all 14 contests . . . recorded 44 tackles, including 24 solo stops and 20 assists, along with three tackles for loss, two QB sacks and an interception return for a touchdown . . . saw first action of career in 31-14 win over Illinois State, as defense allowed 35 net rushing yards and 231 yards total offense . . . recorded one solo tackle and one assist vs. Illinois State, including one tackle for loss and a QB sack . . . saw action in 31-17 win at Iowa State as defense allowed no points and just 66 yards total offense in the second half . . . recorded career-best three tackles at ISU, including two solo tackles and one assist . . . first career start at defensive end in 27-24 win over Pitt, recording one assisted tackle and one QB pressure as defense allowed just 55 net rushing yards and 282 yards total offense . . . saw action in 62-16 win over North Texas, recording career-best six tackles, including two solo stops and four assists . . . saw action in 10-6 win at Wisconsin, recording one assisted tackle as defense allowed no touchdowns and just 320 yards total offense . . . saw action in 29-20 win over Illinois as defense allowed just 46 net rushing yards . . . recorded two solo tackles vs. Illinois, and also recovered fourth quarter fumble that led to final field goal . . . started at defensive end in 40-10 win at Northwestern as defense allowed just 51 net rushing yards and 198 yards total offense . . . recorded one assisted tackle and first fumble recovery of career at Northwestern . . . started at defensive end in 31-15 win over Maryland . . . matched career-best with six tackles vs. Maryland, including four solo stops and two assists, along with one tackle for loss and a pass break-up . . . started at defensive end in 35-27 win at Indiana, recording four solo tackles and one assist . . . started at defensive end in 40-35 win over Minnesota, recording one assisted tackle . . . started at defensive end in 40-20 win over Purdue . . . recorded one solo tackle and three assists vs. Purdue, including one QB sack . . . started at defensive end in 28-20 win at Nebraska . . . matched career-high with six tackles at Nebraska, with three solo stops and three assists . . . also had first career interception and four-yard return for a touchdown . . . started at defensive end in 16-13 loss to Michigan State, recording three solo tackles and one assist . . . started at defensive end in 45-16 Rose Bowl loss to Stanford, recording two solo tackles and one pass break-up.

**2014** - - Redshirted . . . moved from linebacker to defensive end late in the season.

**High school honors** - - First team all-state by *Des Moines Register* and Iowa Newspaper Association as a senior . . . second team all-state as a junior . . . named district MVP on offense as a senior . . . first team all-district in final three years as a prep . . . selected to participate in Iowa Shrine Game . . . **Career** - - Helped prep team post 21-5 mark his last two seasons, winning two playoff games as a junior and advancing to state title game as a senior . . . scored 334 career points on offense . . . recorded 59 tackles as a senior, with three sacks and two interceptions . . . completed 93-153 pass attempts for 1,439 yards and 16 touchdowns, while rushing 173 times for 1,273 yards and 23 touchdowns . . . averaged 40.6 yards per punt as a senior . . . recorded 74 tackles as a junior, with 12 tackles for loss, one sack and two interceptions . . . on offense rushed 121 times for 1,174 yards and 17 touchdowns, while completing 22-42 passes for 450 yards and four scores . . . recorded 71 tackles as a sophomore, with two sacks and one interception . . . completed 13-22 passes for 164 yards and two touchdowns, while rushing 41 times for 205 yards and four touchdowns . . . team captain as a senior . . . earned three letters in football while playing quarterback, running back, wide receiver and defensive end . . . four-year letterman in basketball, baseball and track . . . starter on baseball team that reached state tournament as a freshman . . . qualified for state track meet as a sophomore and junior.

**Personal** - - Born 5/26/95 in LaCrosse, Wisconsin . . . biology major . . . parents are Marcia and Perry Hesse . . . member of National Honor Society . . . high school coach was Chad Beerman.

**Career Bests**

Tackles: \_\_\_\_\_ 6, three times, last at Nebraska, 11/27/15  
 Solos: \_\_\_\_\_ 4, twice, last at Indiana, 11/07/15  
 Assists: \_\_\_\_\_ 4 vs. North Texas, 9/26/15  
 Tackle for Loss: \_\_\_\_\_ 1, three times, last vs. Purdue, 11/21/15  
 QB Sack: \_\_\_\_\_ 1, twice, last vs. Purdue, 11/21/15  
 Forced Fumble: \_\_\_\_\_ 1 vs. Illinois, 10/10/15  
 Recovered Fumble: \_\_\_\_\_ 1 at Northwestern, 10/17/15  
 Interception: \_\_\_\_\_ 1 at Nebraska, 11/27/15  
 Touchdown: \_\_\_\_\_ 1 at Nebraska, 11/27/15  
 Pass Break-Up: \_\_\_\_\_ 1, twice, last vs. Stanford, 1/01/16

**Game-by-Game Defensive Stats**

**2015 Solo-Ast.**  
 Ill State \_\_\_\_\_ 1-1  
 at IA State \_\_\_\_\_ 2-1  
 Pitt \_\_\_\_\_ 0-1  
 North TX \_\_\_\_\_ 2-4  
 at Wisconsin \_\_\_\_\_ 0-1  
 Illinois \_\_\_\_\_ 2-0  
 at N'western \_\_\_\_\_ 0-1  
 Maryland \_\_\_\_\_ 4-2  
 at Indiana \_\_\_\_\_ 4-1  
 Minnesota \_\_\_\_\_ 0-1  
 Purdue \_\_\_\_\_ 1-3  
 at Nebraska \_\_\_\_\_ 3-3  
 MSU (n) \_\_\_\_\_ 3-1  
 Stanford (n) \_\_\_\_\_ 2-0  
**Totals \_\_\_\_\_ 24-20**

**Career Statistics**

Defense	Solo	Ast.	Total	T/Loss	Sacks	IN-YD-TD	QBH	PBU	FF	RF
Freshman	24	20	44	3/12	3/12	1-4-1	1	2	1	1



**48 - Jack Hockaday ^**  
**Linebacker**  
**6-1, 227, Sophomore**  
**Forsyth, Illinois (Maroa-Forsyth HS)**

**Hawk Item** - - One of four true freshmen to see action in 2015.

**2016** - - Listed as second team weakside linebacker following spring practice.

**2015** - - Saw first action of career in 40-10 win at Northwestern, seeing action on special teams with no statistics . . . saw action in 31-15 win over Maryland, recording one assisted tackle . . . saw action on special teams in 35-27 win at Indiana, recording one solo tackle . . . saw action in 40-35 win over Minnesota, but had no statistics . . . saw action in 40-20 win over Purdue, but had no statistics . . . saw action in 28-20 win at Nebraska, but had no statistics . . . saw action in 16-13 loss to Michigan State, but had no statistics . . . saw action in 45-16 Rose Bowl loss to Stanford, but had no statistics.

**High school honors** - - Earned first-team all-state honors as a junior and senior . . . first-team all-conference linebacker as a senior and County Player of the Year . . . first-team all-conference at quarterback and defensive back as a sophomore and junior, while being named County Player of the Year both years . . . **Career** - - Set Illinois state record for career total yards from scrimmage (11,506) . . . four-year letterman while playing linebacker, quarterback, defensive back, and wide receiver . . . prep team earned state championship in 2012 and reached championship game in 2014 . . . team reached state semifinals in 2011 and 2013, posting four-year record of 46-7 . . . team captain as a junior and senior . . . started at wide receiver and safety as a freshman . . . recorded 106 tackles as a senior with six interceptions and seven forced fumbles . . . on offense rushed 281 times for 2,016 yards and 32 touchdowns, while passing for 1,943 yards and 18 touchdowns . . . recorded 60 tackles and six interceptions as a junior, while rushing 122 times for 822 yards and 28 touchdowns and completing 125-of-187 pass attempts for 2,156 yards and 30 touchdowns, with two interceptions . . . collected 60 tackles and seven interceptions as a sophomore, while rushing 160 times for 1,007 yards and 22 touchdowns and completing 193-of-270 pass attempts for 2,529 yards and 28

touchdowns, with four interceptions . . . as a freshman collected 50 tackles and three interceptions on defense while catching 51 passes for 704 yards and seven touchdowns . . . also lettered for prep basketball team.

**Personal** - - Born 8/22/96 . . . open major . . . parents are Cheryl and John Hockaday . . . four-year member of prep Honor Roll . . . high school coach was Josh Jostes.

**Career Bests**

Tackles: \_\_\_\_\_ 1, twice, last at Indiana, 11/07/15  
 Solos: \_\_\_\_\_ 1 at Indiana, 11/07/15  
 Assists: \_\_\_\_\_ 1 vs. Maryland, 10/31/15

**Game-by-Game Defensive Stats**

**2015 Solo-Ast.**  
 Ill State \_\_\_\_\_ DNP  
 at IA State \_\_\_\_\_ DNP  
 Pitt \_\_\_\_\_ DNP  
 North TX \_\_\_\_\_ DNP  
 at Wisconsin \_\_\_\_\_ DNP  
 Illinois \_\_\_\_\_ DNP  
 at N'western \_\_\_\_\_ 0-0  
 Maryland \_\_\_\_\_ 0-1  
 at Indiana \_\_\_\_\_ 1-0  
 Minnesota \_\_\_\_\_ 0-0  
 Purdue \_\_\_\_\_ 0-0  
 at Nebraska \_\_\_\_\_ 0-0  
 MSU (n) \_\_\_\_\_ 0-0  
 Stanford (n) \_\_\_\_\_ 0-0  
**Totals \_\_\_\_\_ 1-1**

**Career Statistics**

Defense	Solo	Ast.	Total	T/Loss	Sacks	Int-Yds.	PBU	FF	RF
Freshman	1	1	2	0/0	0/0	0-0	0	0	0



**88 - \*Jake Hulett**  
**Defensive Line**  
**6-3, 285, Junior**  
**Springville, Iowa (Springville HS)**

**2016** - - Listed as second team defensive tackle following spring practice.

**2015 Honors** - - Team Leader Award, defense . . . **2015** - - Saw action in nine games, but had no statistics.

**2014** - - Did not see any game action.

**2013** - - Redshirted after joining program as a walk-on.

**High school honors** - - Earned Wendy's Heisman Award as a senior . . . first team all-state as a senior on both offense and defense . . . second team all-state on defense as a junior . . . first team all-district as a junior and senior . . . second team all-district as a sophomore and honorable mention as a freshman . . . **Career** - - Four-year football letterman while playing quarterback, fullback, tight end, defensive end and linebacker . . . team captain as a senior . . . helped prep team advance to second round of state playoffs as a senior as school won first-ever playoff game . . . played in 37 career games and holds school records for career receptions (59), receiving yards (905) and receiving touchdowns (13) . . . holds defensive records for career solo tackles (167), assists (191) and total tackles (358), career QB sacks and tackles for loss . . . recorded 36 receptions for 581 yards and 10 touchdowns as a senior, with three rushing touchdowns . . . also had 102 tackles, including 16 tackles for loss, eight QB sacks and two recovered fumbles . . . 18 receptions for 281 yards and three touchdowns as a junior, with 106 tackles, 15 tackles for loss and nine QB sacks . . . 206 rushing yards and three touchdowns as a sophomore, while passing for 193 yards and two touchdowns . . . 90 tackles on defense as a sophomore and 60 tackles as a freshman . . . also lettered in basketball, baseball and track.

**Personal** - - Born 4/15/95 . . . business major . . . parents are Alexis and Kevin Hulett . . . member of National Honor Society and prep Honor Roll . . . high school coach was Joe Martin.





**15 - - \*Joshua Jackson**  
Defensive Back  
6-1, 185, Sophomore  
Corinth, Texas (Lake Dallas HS)

**Hawk Item** - - Moved from defensive back to wide receiver during 2015 spring practice, before returning to defense in the fall.

**2016** - - Listed as second team right cornerback following spring practice.

**2015** - - Saw action in all 14 games, recording eight tackles and two pass break-ups... saw first action of career in 31-14 win over Illinois State, recording one solo tackle as defense allowed 35 net rushing yards and 231 yards total offense... recorded career-best two solo tackles in 31-17 win at Iowa State... recorded one solo tackle and one pass break-up in 62-16 win over North Texas... recorded one solo tackle in 29-20 win over Illinois... recorded one pass break-up in 40-10 win at Northwestern... recorded one solo tackle in 31-15 win over Maryland... recorded one solo tackle in 40-20 win over Purdue... recorded one solo tackle in 16-13 loss to Michigan State.

**2014** - - Redshirted.

**High school honors** - - Earned all-district honors... **Career** - - Team captain as a senior while playing both wide receiver and defensive back... helped team reach second round of state playoffs as a junior... as a senior receiver collected 24 receptions for 485 yards and nine touchdowns... also participated in basketball and track, qualifying for state track meet in the triple jump as a junior.

**Personal** - - Born 4/03/96... physical therapy major... parents are Vanessa and Paul Jackson... high school coach was Michael Young.

#### Career Bests

Tackles: \_\_\_\_\_ 2 at Iowa State, 9/12/15  
Solos: \_\_\_\_\_ 2 at Iowa State, 9/12/15  
Pass Break-Ups: \_\_\_\_\_ 1, twice, last at Northwestern, 10/17/15

#### Game-by-Game Defensive Stats

2015	Solo	Ast.
Ill State	1	0
at IA State	2	0
Pitt	0	0
North TX	1	0
at Wisconsin	0	0
Illinois	1	0
at N'western	0	0
Maryland	1	0
at Indiana	0	0
Minnesota	0	0
Purdue	1	0
at Nebraska	0	0
MSU (n)	1	0
Stanford (n)	0	0
<b>Totals</b>	<b>8</b>	<b>0</b>

#### Career Statistics

Defense	Solo	Ast.	Total	T/Loss	Sacks	Int-Yds.	PBU	FF	RF
Freshman	8	0	8	0/0	0/0	0-0	2	0	0




**53 - - Garret Jansen**  
Defensive Line  
6-2, 270, Redshirt Freshman  
Pella, Iowa (Pella HS)

**2016** - - Not listed on depth chart following spring practice.

**2015** - - Redshirted.

**High school honors** - - Named to *Des Moines Register* Elite All-State team as a senior... named first-team all-state as a junior by *Des Moines Register* and Iowa Newspaper Association... earned second-team all-state honors from *Des Moines Register* as a sophomore... first-team all-district selection for three straight seasons... **Career** - - Four-year varsity starter and four-year letterman... team captain as a senior... helped prep team win state title as a senior, collecting three solo tackles, one tackle for loss and one pass break-up in title game victory... recorded 59.5 tackles as a senior, with 25.5 tackles for loss and five sacks... also lettered in basketball, baseball, and track... participated in Drake Relays in discus throw in 2013 and 2014, placing seventh in 2014... state qualifier in discus as sophomore and junior.

**Personal** - - Born 11/26/96... communication disorders major... parents are Lisa and Ron Jansen... member of National Honor Society, serving as treasurer... member of prep Honor Roll... academic all-district for three years... academic all-state as a senior... received Iowa Bankers Association Outstanding Student Athlete Achievement Award... member of award-winning production team for school paper and earned first place in 2014 IHSPA page design competition... attended same high school as DE Austin Schulte... high school coach was Jay McKinstrey.



**43 - - \*\*Josey Jewell**  
Linebacker  
6-2, 235, Junior  
Decorah, Iowa (Decorah HS)

**Hawk-Item** - - One of seven juniors named to 2016 Leadership Group... only sophomore named to 2015 Leadership Group... one of two redshirt freshmen named to 2014 Leadership Group.

**2016** - - Listed as first team middle linebacker following spring practice.

**2015 Honors** - - Permanent Team Captain, defense... "Extra Heartbeat" Award, defense... Players Choice Award, defense... Team Hustle Award, defense... Academic All-Big Ten... second team All-Big Ten by league coaches and media, Associated Press and Phil Steele... **2015** - - Started all 14 games at middle linebacker... led team with 126 tackles, ranked second with four interceptions and tied for second with 7.5 tackles for loss... started at middle linebacker in 31-14 win over Illinois State as defense allowed 35 net rushing yards and 231 yards total offense... recorded one solo tackle and four assists vs. Illinois State, including one shared tackle for loss... started at middle linebacker in 31-17 win at Iowa State as defense allowed no points and just 66 yards total offense in the second half... recorded seven tackles at ISU, including four solo stops and three assists... started at middle linebacker in 27-24 win over Pitt as defense allowed just 55 net rushing yards and 282 yards total offense... recorded seven tackles vs. Pitt, including four solo stops and three assists... started at middle linebacker in 62-16 win over North Texas... recorded nine tackles vs. North Texas, including four solo stops and five assists... collected first career interception vs. North Texas, returning the theft for a 34-yard touchdown... started at middle linebacker in 10-6 win at Wisconsin as defense allowed no touchdowns and just 320 yards total offense... recorded 10 tackles at Wisconsin, including three solo stops and seven assists, along with a shared tackle for loss... started at middle linebacker in 29-20 win over Illinois as defense allowed just 46 net rushing yards... recorded 12 tackles vs. Illinois, including five solo stops and seven assists, a shared tackle for loss and a pass break-up... recovered fourth quarter fumble that led to Iowa's final points of the game... started at middle linebacker in 40-10 win at Northwestern as defense allowed just 51 net rushing yards and 198 yards total offense... recorded six tackles at Northwestern, including four solo stops and

two assists ... collected 2.5 tackles for loss, including two QB sacks, while also forcing a fumble that was recovered by Iowa ... started at middle linebacker in 31-15 win over Maryland ... recorded four solo tackles and two assists vs. Maryland, along with one pass break-up ... started at middle linebacker in 35-27 win at Indiana ... career-best 15 tackles at Indiana, including 11 solo stops and four assists ... added one tackle for loss and two pass break-ups ... started at middle linebacker in 40-35 win over Minnesota ... recorded 13 tackles vs. Minnesota, including five solo stops and career-best eight assists, with one QB sack and one pass break-up ... started at middle linebacker in 40-20 win over Purdue ... started at middle linebacker in 40-20 win over Purdue ... recorded five solo tackles and seven assists vs. Purdue, with a shared tackle for loss and one pass break-up ... started at middle linebacker in 28-20 win at Nebraska ... recorded four solo stops and five assists at Nebraska, with one tackle for loss ... recorded second interception of the season in the fourth quarter, with a 25-yard return ... started at middle linebacker in 16-13 loss to Michigan State ... recorded eight tackles vs. MSU, including four solo stops and four assists ... also had third interception of the season, leading to an Iowa field goal, and two QB pressures ... started at middle linebacker in 45-16 Rose Bowl loss to Stanford ... recorded seven tackles vs. Stanford, including four solo tackles and three assists ... recorded interception in the endzone to stop a Stanford scoring threat, his third interception in as many games.

**2014 Honors** -- Iowa Most Valuable Player in 2015 TaxSlayer Bowl ... named to BTN's All-Big Ten post-season team after recording 14 tackles in bowl game ... Academic All-Big Ten ... **2014** -- Saw action in 11 games, starting the last four games of the season ... missed opening two games of the season due to injury ... recorded 51 tackles, including 22 solo stops and 29 assists, with one tackle for loss ... saw first action of career in 20-17 loss to Iowa State, but had no statistics ... saw action in 24-20 win at Pittsburgh, recording two assisted tackles as defense allowed just three points in the second half ... saw action in 24-10 win at Purdue as defense allowed just 156 yards total offense ... recorded one solo stop and one assist at Purdue, including one QB sack for minus 11 yards ... saw action in 45-29 win over Indiana, recording one assisted tackle ... saw action in 38-31 loss at Maryland, recording two assisted tackles ... saw action in 48-7 win over Northwestern as defense allowed just 180 yards total offense ... recorded career-best six tackles vs. Northwestern, including three solo stops and three assists ... saw action in loss at Minnesota ... recorded career-high nine tackles at Minnesota, including four solo tackles and five assists ... earned first career start at weakside linebacker in 30-14 win at Illinois as defense allowed just 88 net rushing yards and 235 yards total offense ... recorded five tackles at Illinois, including three solo tackles and two assists ... started at weakside linebacker in 26-24 loss to No. 14 Wisconsin, recording three assisted tackles ... started at weakside linebacker in 37-34 overtime loss to Nebraska ... recorded seven tackles vs. Nebraska, including four solo tackles and three assists ... started at weakside linebacker in TaxSlayer Bowl loss to Tennessee ... collected career-high 14 tackles vs. Tennessee, including seven solo tackles and seven assists.

**2013 Honors** -- Team Leader Award, Defense ... **2013** -- Redshirted.

**High school honors** -- Named to *Des Moines Register* Elite all-state first team and first team all-state by Iowa Newspaper Association as a senior ... first team all-state as a junior ... named as all-area Player of the Year by *Cedar Rapids Gazette/KCRG-TV* as a senior ... first team all-district as a junior and senior ... second team all-district as a sophomore ... **Career** -- Three-year letterman as linebacker and running back ... helped prep team post 34-6 record in three seasons ... team reached state playoffs as a sophomore, was state runner-up as a junior and won state title with perfect 14-0 record as a senior ... recorded 62 solo tackles and 38 assists as a senior, with one interception and two recovered fumbles ... 86 solo tackles and 58 assists as a junior, with one interception and one fumble recovery ... 42 solo stops and 24 assists as a sophomore, with one interception ... career totals include 190 solo tackles and 120 assists ... as a senior rushed 166 times for 1,314 yards and 21 touchdowns, along with 11 receptions for 91 yards and 15 punt returns for 250 yards and a touchdown ... 150 rushing attempts for 1,475 yards and 18 touchdowns as a junior, with six receptions for 43 yards and one touchdown ... gained 451 rushing yards and scored three touchdowns on 96 carries as a sophomore ... football team captain as a senior ... also competed in basketball, baseball and track throughout prep career ... all-conference and all-district in discus as sophomore and junior ... placed 18th in discus at state championships as a junior ... all-conference in shuttle hurdle relay as a junior, placing 12th at state meet ... first team all-conference and third team all-state in baseball as a junior as prep team finished as state runner-up.

**Personal** -- Born 12/25/94 ... environmental studies/business major ... parents are Paula and Bobby Jewell ... member of National Honor Society ... earned academic all-district recognition as a junior and senior ... high school coach was Bill Post.

#### Career Bests

Tackles: \_\_\_\_\_ 15 at Indiana, 11/07/15  
 Solos: \_\_\_\_\_ 11 at Indiana, 11/07/15  
 Assists: \_\_\_\_\_ 8 vs. Minnesota, 11/14/15  
 QB Sack: \_\_\_\_\_ 2 at Northwestern, 10/17/15  
 Tackles for Loss: \_\_\_\_\_ 2.5 at Northwestern, 10/17/15  
 Interceptions: \_\_\_\_\_ 1, four times, last vs. Stanford, 1/01/16  
 Touchdowns: \_\_\_\_\_ 1 vs. North Texas, 9/26/15  
 Pass Break-Ups: \_\_\_\_\_ 2 at Indiana, 11/07/15  
 Caused Fumble: \_\_\_\_\_ 1 at Northwestern, 10/15/17  
 Recovered Fumble: \_\_\_\_\_ 1 vs. Illinois, 10/10/15  
 QB Pressures: \_\_\_\_\_ 2 vs. Michigan State, 12/05/15

#### Game-by-Game Defensive Stats

2014	Solo-Ast.	2015	Solo-Ast.
UNI _____	INJ	Ill State _____	1-4
Ball State _____	INJ	at IA State _____	4-3
IA State _____	0-0	Pitt _____	4-3
at Pitt _____	0-2	North TX _____	4-5
at Purdue _____	1-1	at Wisconsin _____	3-7
Indiana _____	0-1	Illinois _____	5-7
at Maryland _____	0-2	at N'western _____	4-2
N'western _____	3-3	Maryland _____	4-2
at Minn. _____	4-5	at Indiana _____	11-4
at Illinois _____	3-2	Minnesota _____	5-8
Wisconsin _____	0-3	Purdue _____	5-7
Nebraska _____	4-3	at Nebraska _____	4-5
Tennessee (n) _____	7-7	MSU (n) _____	4-4
<b>Totals _____</b>	<b>22-29</b>	Stanford (n) _____	4-3
		<b>Totals _____</b>	<b>62-64</b>

#### Career Statistics

Defense	Solo	Ast.	Total	T/Loss	Sacks	Int-Yds.	TD	PBU	FF	RF
Freshman	22	29	51	1/11	1/11	0-0	0	0	0	0
Sophomore	62	64	126	7.5/37	2.5/29	4-63-1	6	1	1	1
<b>Career</b>	<b>84</b>	<b>93</b>	<b>177</b>	<b>8.5/48</b>	<b>3.5/40</b>	<b>4-63-1</b>	<b>6</b>	<b>1</b>	<b>1</b>	<b>1</b>



#### 67 - \*\*Jaleel Johnson

**Defensive Line**

**6-4, 310, Senior**

**Lombard, Illinois (Montini Catholic HS)**

**Hawk Iten** -- One of nine seniors named to 2016 Leadership Group.

**2016** -- Listed as first team defensive tackle following spring practice.

**2015 Honors** -- Honorable mention All-Big Ten by league coaches and media ... **2015** -- Started all 14 games at defensive tackle ... recorded 45 tackles, including 5.5 tackles for loss and four QB sacks ... started at defensive tackle in 31-14 win over Illinois State as defense allowed 35 net rushing yards and 231 yards total offense ... recorded one solo tackle and three assists vs. Illinois State, along with one QB pressure ... started at defensive tackle in 31-17 win at Iowa State as defense allowed no points and just 66 yards total offense in the second half ... recorded career-best five tackles at ISU, including three solo tackles, two assists and one QB sack ... started at defensive tackle in 27-24 win over Pitt, recording one solo tackle and one assist as defense allowed just 55 net rushing yards and 282 yards total offense ... started at defensive tackle in 62-16 win over North Texas, recording one assisted tackle and one QB pressure ... started at defensive tackle in 10-6 win at Wisconsin as defense allowed no touchdowns and just 320 yards total offense ... recorded one solo tackle and three assists at Wisconsin, along with one QB pressure ... started at defensive tackle in 29-20 win over Illinois as defense allowed just 46 net rushing yards ... career-best six tackles vs. Illinois, including four solo tackles and two assists, along with one QB sack and one QB pressure ... started at defensive tackle in 40-10 win at Northwestern as defense allowed just 51 net rushing yards and 198 yards total offense ... recorded one solo tackle and one assist at Northwestern, including one QB sack and a recovered fumble that led to an Iowa touchdown ... started

at defensive tackle in 31-15 win over Maryland . . . one solo tackle and two assists vs. Maryland, including 1.5 tackles for loss and one QB sack . . . started at defensive tackle in 35-27 win at Indiana, recording two solo tackles and two assists . . . started at defensive tackle in 40-35 win over Minnesota, recording one solo tackle and two assists . . . started at defensive tackle in 40-20 win over Purdue, recording two assisted tackles and one QB pressure . . . started at defensive tackle in 28-20 win at Nebraska . . . four tackles at Nebraska, with three solo stops and one assist, including one tackle for loss . . . started at defensive tackle in 16-13 loss to Michigan State, recording two solo tackles, one assist and one pass break-up . . . started at defensive tackle in 45-16 Rose Bowl loss to Stanford, recording two solo tackles.

**2014** - - Saw action in all 13 games . . . recorded two solo tackles and nine assists, with 2.5 tackles for loss and one sack . . . saw action in 31-23 win over Northern Iowa, recording one assisted tackle, which was a QB sack . . . saw action in 17-13 win over Ball State, but had no statistics as defense allowed just two field goals and 219 yards total offense . . . saw action in 20-17 loss to Iowa State, but had no statistics . . . saw action in 24-20 win at Pitt, but had no statistics as defense allowed just three points in the second half . . . saw action in 24-10 win at Purdue, but had no statistics as defense allowed just 156 yards total offense . . . saw action in 45-29 win over Indiana, recording one assisted tackle . . . saw action in 38-31 loss at Maryland, recording one solo tackle . . . saw action in 48-7 win over Northwestern as defense allowed just 180 yards total offense . . . recorded career-best three tackles vs. Northwestern, including one solo tackle, two assists and a shared tackle for loss . . . saw action in 51-14 loss at Minnesota, but had no statistics . . . saw action in 30-14 win at Illinois, but had no statistics as defense allowed just 88 net rushing yards and 235 yards total offense . . . saw action in 26-24 loss to No. 14 Wisconsin . . . recorded two assisted tackles vs. Wisconsin, including a shared tackle for loss . . . saw action in 37-34 overtime loss to Nebraska, but had no statistics . . . saw action in TaxSlayer Bowl loss to Tennessee . . . recorded three assisted tackles vs. Tennessee, including one tackle for loss and a shared QB sack.

**2013** - - Saw action in seven games, recording one assisted tackle . . . saw first career action in 30-27 opening loss to Northern Illinois, but had no statistics . . . saw action in 59-3 win over Western Michigan, recording one assisted tackle for first career stop as defense allowed just 209 yards total offense . . . saw action in 23-7 win at Minnesota, but had no statistics as defense allowed just 165 yards total offense and 30 net rushing yards . . . saw action in 28-9 loss to Wisconsin, but had no statistics . . . saw action in 38-14 win at Purdue, but had no statistics as defense allowed just 53 net rushing yards . . . saw action in 24-21 win over Michigan, but had no statistics as defense allowed just 60 net rushing yards and 158 yards total offense . . . saw action in 21-14 Outback Bowl loss to LSU, but had no statistics.

**2012** - - Redshirted.

**High school honors** - - Earned prep All-America recognition as a senior . . . first team all-state, all-conference and all-area as a senior in only season at Montini Catholic . . . first team all-area as a junior at St. Joseph's High School . . . **Career** - - Three-year starter as offensive and defensive lineman . . . helped prep team post 12-2 record as a senior while winning state championship . . . team captain as a senior . . . recorded 80 tackles as a senior, including five tackles for loss, three sacks and nine pressures . . . also earned two letters as a heavyweight wrestler.

**Personal** - - Born 7/12/94 in Brooklyn, N.Y. . . . sociology major . . . member of prep Honor Roll . . . parents are Tina and Ralph Johnson . . . high school coach was Chris Andriano.

#### Career Bests

Tackles: \_\_\_\_\_ 6 vs. Illinois, 10/10/15  
 Solos: \_\_\_\_\_ 4 vs. Illinois, 10/10/15  
 Assists: \_\_\_\_\_ 3, twice, last at Wisconsin, 10/03/15  
 QB Sack: \_\_\_\_\_ 1, five times, last vs. Maryland, 10/31/15  
 Tackle for Loss: \_\_\_\_\_ 1.5 vs. Maryland, 10/31/15  
 Recovered Fumble: \_\_\_\_\_ 1 at Northwestern, 10/17/15  
 QB Pressure: \_\_\_\_\_ 1, six times, last vs. Purdue, 11/21/15  
 Pass Break-Up: \_\_\_\_\_ 1 vs. Michigan State, 12/05/15

#### Game-By-Game Defensive Stats

2013	Solo-Ast.	2014	Solo-Ast.	2015	Solo-Ast.
N. Illinois	0-0	UNI	0-1	Ill State	1-3
MO State	DNP	Ball State	0-0	at IA State	3-2
at IA State	DNP	IA State	0-0	Pitt	1-1
W. Michigan	0-1	at Pitt	0-0	North TX	0-1
at Minn.	0-0	at Purdue	0-0	at Wisconsin	1-3
MSU	DNP	Indiana	0-1	Illinois	4-2
at OSU	DNP	at Maryland	1-0	at N'western	1-1
N'western	DNP	N'western	1-2	Maryland	1-2
Wisconsin	0-0	at Minn.	0-0	at Indiana	2-2
at Purdue	0-0	at Illinois	0-0	Minnesota	1-2
Michigan	0-0	Wisconsin	0-2	Purdue	0-2
at Nebraska	DNP	Nebraska	0-0	at Nebraska	3-1
LSU (n)	0-0	Tennessee	0-3	MSU (n)	2-1
<b>Totals</b>	<b>0-1</b>	<b>Totals</b>	<b>2-6</b>	Stanford (n)	2-0
				<b>Totals</b>	<b>22-23</b>

#### Career Statistics

Defense	Solo	Ast.	Total	T/Loss	Sacks	QBH	PBU	RF	Blk
Freshman	0	1	1	0/0	0/0	0	0	0	0
Sophomore	2	9	11	2.5/6	1/4	0	0	0	0
Junior	22	23	44	5.5/28	4/24	6	1	1	0
<b>Career</b>	<b>24</b>	<b>33</b>	<b>57</b>	<b>8/34</b>	<b>5/28</b>	<b>6</b>	<b>1</b>	<b>1</b>	<b>0</b>



#### 26 - - Marcel Joly (JOLLY)

**Running Back**  
**5-11, 195, Sophomore**  
**Hyattsville, Maryland**  
**(Forestville Military Academy)**

**Hawk Item** - - Moved from defensive back to running back during 2015 spring practice.

**2016** - - Not listed on depth chart following spring practice.

**2015** - - Saw action in 31-14 win over Illinois State, rushing once for eight yards as offense gained 431 yards total offense . . . did not see action in 31-17 win at Iowa State . . . did not see action in 27-24 win over Pitt . . . saw action in 62-16 win over North Texas, recording one rushing attempt for five yards as offense gained 488 yards total offense . . . did not see action in 10-6 win at Wisconsin . . . did not see action in 29-20 win over Illinois . . . did not see action in 40-10 win at Northwestern . . . did not see action in 31-15 win over Maryland . . . did not see action in 35-27 win at Indiana . . . did not see action in 40-35 win over Minnesota . . . did not see action in 40-20 win over Purdue . . . did not see action in 28-20 win at Nebraska . . . did not see action in 16-13 loss to Michigan State . . . did not see action in 45-16 Rose Bowl loss to Stanford.

**2014** - - Redshirted.

**High school honors** - - Was team offensive Player of the Year as a sophomore and Freshman of the Year as a freshman . . . **Career** - - Played running back and defensive back, along with being used on both KO and punt returns . . . rushed 39 times for 493 yards and nine touchdowns as a senior, with 13 solo tackles on defense . . . recorded 127 rushing attempts for 833 yards and seven touchdowns as a junior, with 23 tackles on defense . . . 42 rushing attempts for 278 yards and two touchdowns as a sophomore . . . team captain as a junior and senior . . . also competed in sprints and hurdle events for prep track team.

**Personal** - - Born 10/07/95 in Haiti . . . criminal justice major . . . parents are Jeanne Basille and Jules Joly . . . member of prep Honor Roll . . . high school coach was Charles Harley.

#### Career Rushing Bests

Attempts: \_\_\_\_\_ 1, twice, last vs. North Texas, 9/26/15  
 Yards: \_\_\_\_\_ 8 vs. Illinois State, 9/05/15  
 Long: \_\_\_\_\_ 8 vs. Illinois State, 9/05/15



**2015 Game-By-Game Stats**

Rushing	No.	Yds.	TD	Lng	Receiving	No.	Yds.	TD	Lng
Ill State	1	8	0	8	Ill State	0	0	0	---
at IA State	DNP				at IA State	DNP			
Pitt	DNP				Pitt	DNP			
North TX	1	5	0	5	North TX	0	0	0	---
at Wisconsin	DNP				at Wisconsin	DNP			
Illinois	DNP				Illinois	DNP			
at N'western	DNP				at N'western	DNP			
Maryland	DNP				Maryland	DNP			
at Indiana	DNP				at Indiana	DNP			
Minnesota	DNP				Minnesota	DNP			
Purdue	DNP				Purdue	DNP			
at Nebraska	DNP				at Nebraska	DNP			
MSU (n)	DNP				MSU (n)	DNP			
Stanford (n)	DNP				Stanford (n)	DNP			
<b>Totals</b>	<b>2</b>	<b>13</b>	<b>0</b>	<b>8</b>	<b>Totals</b>	<b>0</b>	<b>0</b>	<b>0</b>	<b>---</b>

**Career Statistics**

Rushing	No.	Yds.	Avg.	TD	Lng
Freshman	2	13	6.5	0	8


**14 - - Connor Keane (KANE)**
**Wide Receiver**
**6-1, 195, Junior**
**St. Paul, Minnesota (Cretin-Derham Hall HS)**

**2016** -- Not listed on depth chart following spring practice.

**2015** -- Did not see action in 31-14 win over Illinois State ... did not see action in 31-17 win at Iowa State ... did not see action in 27-24 win over Pitt ... saw first action of career in 62-16 win over North Texas,


but had no statistics as offense gained 488 yards total offense ... did not see action in 10-6 win at Wisconsin ... did not see action in 29-20 win over Illinois ... did not see action in 40-10 win at Northwestern ... did not see action in 31-15 win over Maryland ... did not see action in 35-27 win at Indiana ... did not see action in 40-35 win over Minnesota ... did not see action in 40-20 win over Purdue ... did not see action in 28-20 win at Nebraska ... did not see action in 16-13 loss to Michigan State ... did not see action in 45-16 Rose Bowl loss to Stanford.

**2014** -- Did not see any game action.

**2013** -- Redshirted after joining program as a walk-on.

**High school honors** -- Earned all-conference honors as a senior while playing both wide receiver and running back ... **Career** -- Helped prep team advance to state playoffs three straight seasons ... three-year football letterman who also lettered in track ... career totals include 30 touchdowns and 2,300 all-purpose yards ... averaged 26.3 yards per reception while gaining over 500 receiving yards as a senior ... single game bests include 153 receiving yards and three touchdowns.

**Personal** -- Born 10/11/94 ... business major ... parents are Amy Kemper and Jim Keane ... high school coach was Mike Scanlan.


**41 - - Austin Kelly**
**Fullback**
**5-11, 245, Sophomore**
**Hickory Hills, Illinois (Stagg HS)**

**2016** -- Not listed on depth chart following spring practice.

**2015** -- Saw first action of career in 31-14 win over Illinois State, but had no statistics ... did not see action in 31-17 win at Iowa State ... did not see action in 27-24 win over Pitt ... did not see action in 62-16 win over North Texas ... did not see action in 10-6 win at Wisconsin ... did not see action in 29-20 win over Illinois ... did not see action in 40-10 win at Northwestern ... did not see action in 31-15 win over Maryland ... did not see action in 35-27 win at Indiana ... did not see action in 40-35 win over Minnesota ... did not see action in 40-20 win over Purdue ... did not see action in 28-20 win at Nebraska ... did not see action in 16-13 loss to Michigan State ... did not see action in 45-16 Rose Bowl loss to Stanford.

**2014** -- Redshirted after joining the program as a walk-on.

**High school honors** -- Earned first team all-conference and all-area honors as a senior and junior ... all-conference selection as a sophomore and freshman ... **Career** -- three-year letterman at fullback and defensive end ... completed career as second leading rusher in school history ... as a senior had 129 rushing attempts for 962 yards and seven touchdowns ... rushed 136 times for 730 yards and five touchdowns as a junior, along with six receptions for 86 yards ... team captain in both football and basketball as a senior ... two-year basketball letterman.

**Personal** -- Born 9/27/96 ... business major ... mother is Kristyn Kelly ... earned Academic All-State recognition ... high school coach was Mike Fahey.


**74 - - Mitch Keppy**
**Offensive Line**
**6-5, 300, Senior**
**Port Byron, Illinois (Riverdale HS)**

**2016** -- Not listed on depth chart following spring practice.

**2015** -- Suffered injury during preseason and missed the entire season due to injury.

**2014** -- Did not see any game action.

**2013 Honors** -- Team Leader Award, Offense ... **2013** -- Did not see any game action.

**2012** -- Redshirted.

**High school honors** -- Named to Max Prep All-America team ... first team all-state as a senior ... named to all-area team four straight years by *Moline Dispatch* ... named to first team and team captain on all-Western Illinois team by *Quad City Times* ... first team all-conference on both offense and defense as a senior ... first team all-conference on defense as a sophomore and junior after earning second team as a freshman ... second team all-conference on offense as sophomore and junior after earning honorable mention honors as a freshman ... **Career** -- Four-year varsity letterman as offensive and defensive lineman ... helped prep team reach state playoffs as sophomore and senior ... team captain as junior and senior ... recorded 69 tackles as a senior, with four tackles for loss and two sacks ... also had two recovered fumbles and scored one touchdown ... recorded 106 tackles as a junior, 73 tackles as a sophomore and 56 tackles as a freshman ... also competed in baseball and wrestling, earning first team all-conference honors in wrestling ... placed second in state wrestling meet as a sophomore and junior.

**Personal** -- Born 8/21/93 in Davenport, Iowa ... leisure studies major ... member of prep Honor Roll ... parents are Lori and Myron Keppy ... father was a former Hawkeye lineman (1985-88) ... high school coach was Nick Schroder.



**14 - \*\*\*Desmond King ^**  
**Defensive Back**  
**5-11, 203, Senior**  
**Detroit, Michigan (East English Village Prep)**

**Hawk Item** - - One of nine seniors named to 2016 Leadership Group ... tied Iowa single-season record with eight interceptions (Lou King, 1981 and Nile Kinnick, 1939) ... ranked second in the nation with eight interceptions, including two each vs. Pitt and Wisconsin ... 88-yard interception return for a touchdown vs. Maryland ties as seventh longest in school history ... Big Ten Conference Co-Defensive

Player of the Week vs. Wisconsin ... Jim Thorpe national Player of the Week vs. Wisconsin ... tied for ninth in the Big Ten with three interceptions in 2014 ... one of four true freshmen to see action in 2013 ... started at cornerback in win over Missouri State, becoming first true freshman to start in defensive secondary since 2002 ... 69 tackles were most by a Big Ten freshman in 2013 ... tied for team lead with three interceptions in 2014.

**2016 Preseason Honors** - - Named to Lott IMPACT Trophy Preseason Watch List ... **2016** - - Listed as first team right cornerback following spring practice.

**2015 Honors** - - Unanimous Consensus All-American ... recipient of Jim Thorpe Award ... one of five finalists for Walter Camp Player of the Year ... recipient of the Jack Tatum Award, presented by the Touchdown Club of Columbus, to the best defensive back in college football ... named Tatum-Woodson Big Ten Conference Defensive Back of the Year ... Most Valuable Player, defense ... Reggie Roby Special Teams Award, overall ... first team All-America by Walter Camp, Associated Press, AFCA, FWAA, Sporting News, USA Today, SI.com, ESPN.com, Athlon Sports, ProFootballFocus.com, Phil Steele, and College Sports Madness ... first team All-Big Ten by league coaches and media, including unanimous selection by media ... first team All-Big Ten by Associated Press and Phil Steele ... also earned honorable mention honors as return specialist by both coaches and media ... Jim Thorpe national Defensive Player of the Week vs. Wisconsin ... Big Ten Conference Co-Defensive Player of the Week following 10-6 win at Wisconsin ... **2015 Preseason Honors** - - Preseason third team All-Big Ten by Phil Steele ... preseason fourth team All-Big Ten by Athlon Sports ... **2015** - - Started all 14 games at cornerback ... recorded 72 tackles, including 46 solo stops and 26 assists ... ranked second nationally in tackling efficiency ... eight interceptions for 118 yards and one touchdown ... led team with 13 pass break-ups ... also handled majority of punt returns and KO returns, averaging 14.2 yards on 17 punt returns and 24.4 yards on 29 KO returns ... started at cornerback in 31-14 win over Illinois State, recording two solo tackles as defense allowed 35 net rushing yards and 231 yards total offense ... handled all returns vs. Illinois State, with two punt returns for 26 yards and one KO return for 19 yards ... started at cornerback in 31-17 win at Iowa State as defense allowed no points and just 66 yards total offense in the second half ... recorded four solo tackles and one assist at ISU, along with one pass break-up and one interception for 11 yards to set up final touchdown of the game ... also had 34 yards on two punt returns, including 34-yard return that led to go-ahead touchdown in the fourth quarter, and two KO returns for 29 yards ... started at cornerback in 27-24 win over Pitt as defense allowed just 55 net rushing yards and 282 yards total offense ... recorded two interceptions against Pitt, one of those coming in the endzone ... also had four solo tackles and four assists, including a tackle for loss ... had two KO returns for 48 yards, including a 27-yard return in final minute that led to game-winning field goal ... started at cornerback in 62-16 win over North Texas, recording five solo tackles and one pass break-up ... had two punt returns for 71 yards, with a long of 38 yards, and four KO returns for 109 yards, with a long of 40 yards, vs. North Texas ... started at cornerback in 10-6 win at Wisconsin as defense allowed no touchdowns and just 320 yards total offense ... two interceptions at Wisconsin, along with five solo tackles and four assists, in addition to two pass break-ups ... also had three KO returns for 65 yards ... started at cornerback in 29-20 win over Illinois as defense allowed just 46 net rushing yards ... recorded two solo tackles and one pass break-up vs. Illinois, with three punt returns for 26 yards ... started at cornerback in 40-10 win at Northwestern as defense allowed just 51 net rushing yards and 198 yards total offense ... one pass interception and two pass break-ups at Northwestern, with first quarter theft leading to the first points of the game ... started at cornerback in 31-15 win over Maryland ... recorded two solo stops and three assists vs. Maryland, along with interception and 88-yard touchdown return for first score of the season and second of career ... also had one KO return for

23 yards ... started at cornerback in 35-27 win at Indiana ... tied single-season record with eighth interception of the season, while also collecting one solo tackle and one assist ... also recorded three KO returns for 84 yards ... started at cornerback in 40-35 win over Minnesota ... five tackles vs. Minnesota, including two solo stops and three assists ... also had two KO returns for 74 yards, including a career-long of 58 yards, and one punt return for 10 yards ... started at cornerback in 40-20 win over Purdue ... 10 solo tackles and one assist vs. Purdue, along with three pass break-ups ... also had two KO returns for 61 yards ... saw action in 28-20 win at Nebraska ... seven tackles at Nebraska, with two solo stops and five assists, to go with one pass break-up ... also had two punt returns for 34 yards, with a long of 26 yards that led to Iowa touchdown ... started at cornerback in 16-13 loss to Michigan State ... recorded six tackles vs. MSU, including four solo stops and two assists, along with one pass break-up ... also had two KO returns for 52 yards ... started at cornerback in 45-16 Rose Bowl loss to Stanford ... recorded five tackles, including three solo tackles and two assists vs. Stanford, with one pass break-up ... also had one punt return for 38 yards and seven KO returns for 144 yards.

**2014 Honors** - - Honorable mention All-Big Ten by league media ... mid-season first team All-Big Ten by ESPN.com and Phil Steele ... **2014 Preseason Honors** - - Preseason third team All-Big Ten by Athlon Sports and College Sports Madness ... preseason fourth team All-Big Ten by Phil Steele ... **2014** - - Started all 13 games ... recorded 64 tackles, including 42 solo stops and 22 assists ... ranked 13th nationally in tackling efficiency ... shared team lead with three interceptions for 72 yards and one touchdown ... also had five pass break-ups and two tackles for loss ... started at cornerback in 31-23 win over Northern Iowa ... recorded three solo tackles and two assists vs. UNI, with one pass break-up ... started at cornerback in 17-13 win over Ball State as defense allowed just two field goals and 219 yards total offense ... recorded three tackles vs. BSU, including two solo stops and one assist ... started at cornerback in 20-17 loss to Iowa State, recording three solo tackles and two assists ... started at cornerback in 24-20 win at Pittsburgh as defense allowed just three points in the second half ... recorded two solo tackles and two assists at Pitt, including one solo tackle for loss ... started at cornerback in 24-10 win at Purdue as defense allowed just 156 yards total offense ... recorded three solo stops and two assists at Purdue ... started at cornerback in 45-29 win over Indiana ... recorded first career interception vs. Indiana, returning theft 35 yards for a touchdown ... also recorded six solo tackles, one assist and a pass break-up ... started at cornerback in 38-31 loss at Maryland ... recorded five solo tackles and two assists at Maryland ... started at cornerback in 48-7 win over Northwestern, recording one solo tackle, one assist and one pass break-up as defense allowed just 180 yards total offense ... started at cornerback in loss at Minnesota ... recorded six tackles at Minnesota, including five solo tackles and one assist ... started at cornerback in 30-14 win at Illinois, recording two solo tackles and one pass break-up as defense allowed just 88 net rushing yards and 235 yards total offense ... started at cornerback in 26-24 loss to No. 14 Wisconsin, recording two solo tackles and two assists ... started at cornerback in 37-34 overtime loss to Nebraska ... recorded two solo tackles and two assists vs. Nebraska, while also collecting second interception of the season and one pass break-up ... started at cornerback in TaxSlayer Bowl loss to Tennessee ... recorded 10 tackles vs. Tennessee, including six solo stops and four assists ... collected third interception of the season, with a 37-yard return, and had one tackle for loss.

**2013 Honors** - - Next Man In Award, Defense ... third team Freshman All-America by Athlon Sports ... first team Freshman All-Big Ten by BTN.com ... named Big Ten Conference Freshman of the Week for his play at Ohio State ... **2013** - - Saw action in all 13 games, with 12 starts ... recorded 44 solo tackles and 25 assists, including three tackles for loss ... collected eight pass break-ups and two recovered fumbles ... saw action in 30-27 loss to Northern Illinois, recording two solo tackles, two assists and one pass break-up ... started at cornerback in 28-14 win over Missouri State as defense allowed just 197 yards total offense ... recorded one solo tackle and two assists vs. Missouri State, along with first fumble recovery of career ... started at cornerback in 27-21 win at Iowa State as defense allowed just 59 net rushing yards ... recorded four solo tackles and two assists at ISU, including one tackle for loss and one pass break-up ... started at cornerback in 59-3 win over Western Michigan, recording one assisted tackle and one pass break-up as defense allowed just 209 yards total offense ... started at cornerback in 23-7 win at Minnesota as defense allowed just 165 yards total offense and 30 net rushing yards ... recorded two solo tackles and two assists at Minnesota, including a shared tackle for loss ... started at cornerback in 26-14 loss to Michigan State ... career-high 11 tackles vs. MSU, including seven solo stops and four assists,

along with one QB pressure . . . started at cornerback in 34-24 loss at Ohio State . . . season-high 12 tackles at OSU, including 10 solo stops and two assists . . . started at cornerback in 17-10 OT win over Northwestern . . . recorded two assisted tackles vs. Northwestern and was involved in two big plays late in the game, recovering a Northwestern fumble in Iowa territory with less than four minutes remaining in regulation, then causing a pass break-up in overtime as Iowa held the Wildcats without a first down to secure the win . . . started at cornerback in 28-9 loss to Wisconsin, recording six solo tackles and one assist . . . started at cornerback in 38-14 win at Purdue, recording one solo tackle and one assist as defense allowed just 53 net rushing yards . . . started at cornerback in 24-21 win over Michigan as defense allowed just 60 net rushing yards and 158 yards total offense . . . recorded three assisted tackles vs. Michigan, including a shared tackle for loss, and had two pass break-ups . . . started at cornerback in 38-17 win at Nebraska as defense allowed just 89 net rushing yards . . . recorded eight tackles at Nebraska, including six solo stops and two assists, along with one pass break-up . . . started at cornerback in 21-14 Outback Bowl loss to LSU as defense allowed just 82 passing yards . . . recorded five solo tackles and one assist vs. LSU, including one tackle for loss and one pass break-up.

**High school honors** - - Earned first team all-state honors . . . also first team all-city and named to Dream Team as a senior . . . first team all-state and all-city as a junior . . . first team all-city and second team all-state as a sophomore . . . **Career** - - Established Michigan high school record with 29 career interceptions . . . set school record for career rushing yards . . . rushed for 2,360 yards and scored 33 touchdowns as a senior . . . recorded 56 tackles and seven interceptions as a senior . . . rushed for 1,610 yards and 12 touchdowns as a junior, with 49 tackles and 12 interceptions on defense . . . rushed for 811 yards and nine touchdowns as a sophomore, with 44 tackles and 10 interceptions on defense . . . team captain as junior and senior . . . competed on three teams that advanced to state playoffs, including regional championship as a senior . . . helped prep team post three-year record of 32-6 . . . four-year letterman in track, competing in sprint events and relays.

**Personal** - - Born 12/14/94 . . . mass communications major . . . member of prep Honor Roll and Principal's List . . . mother is Yvette Powell . . . one of three players from Detroit on the Iowa roster . . . attended same high school as DE Chauncey Golston and DE Cedrick Lattimore . . . high school coach was Rod Oden.

#### Career Defensive Bests

Tackles: \_\_\_\_\_ 12 at Ohio State, 10/19/13  
 Solo: \_\_\_\_\_ 10, twice, last vs. Purdue, 11/21/15  
 Assists: \_\_\_\_\_ 4, four times, last at Wisconsin, 10/03/15  
 Tackle for Loss: \_\_\_\_\_ 1, five times, last vs. Pitt, 9/19/15  
 Interceptions: \_\_\_\_\_ 2, twice, last at Wisconsin, 10/03/15  
 Touchdowns: \_\_\_\_\_ 1, twice, last vs. Maryland, 10/31/15  
 Pass Break-up: \_\_\_\_\_ 3 vs. Purdue, 11/21/15  
 Recovered Fumble: \_\_\_\_\_ 1, twice, last vs. Northwestern, 10/26/13

#### Career Punt Return Bests

Number: \_\_\_\_\_ 3 vs. Illinois, 10/10/15  
 Yards: \_\_\_\_\_ 71 vs. North Texas, 9/26/15  
 Long: \_\_\_\_\_ 38, twice, last vs. Stanford, 1/01/16

#### Career KO Return Bests

Number: \_\_\_\_\_ 7 vs. Stanford, 1/01/16  
 Yards: \_\_\_\_\_ 144 vs. Stanford, 1/01/16  
 Long: \_\_\_\_\_ 58 vs. Minnesota, 11/14/15

#### Game-By-Game Defensive Stats

2013	Solo-Ast.	2014	Solo-Ast.	2015	Solo-Ast.
N. Illinois	2-2	UNI	3-2	Ill State	2-0
MO State	1-2	Ball State	2-1	at IA State	4-1
at IA State	4-2	IA State	3-2	Pitt	4-4
W. Michigan	0-1	at Pitt	2-2	North TX	5-0
at Minn.	2-2	at Purdue	3-2	at Wisconsin	5-4
MSU	7-4	Indiana	6-1	Illinois	2-0
at OSU	10-2	at Maryland	5-2	at N'western	0-0
N'western	0-2	N'western	1-1	Maryland	2-3
Wisconsin	6-1	at Minn.	5-1	at Indiana	1-1
at Purdue	1-1	at Illinois	2-0	Minnesota	2-3
Michigan	0-3	Wisconsin	2-2	Purdue	10-1
at Nebraska	6-2	Nebraska	2-2	at Nebraska	2-5
LSU (n)	5-1	Tennessee (n)	6-4	MSU (n)	4-2
<b>Totals</b>	<b>44-25</b>	<b>Totals</b>	<b>42-22</b>	<b>Stanford (n)</b>	<b>3-2</b>
				<b>Totals</b>	<b>46-26</b>

#### Game-By-Game Punt Returns

2014	No.	Yds.	TD	Lng
UNI	0	0	0	---
Ball State	1	-1	0	---
IA State	0	0	0	---
at Pitt	0	0	0	---
at Purdue	0	0	0	---
Indiana	0	0	0	---
at Maryland	1	0	0	---
N'western	0	0	0	---
at Minn.	0	0	0	---
at Illinois	0	0	0	---
Wisconsin	0	0	0	---
Nebraska	0	0	0	---
Tennessee (n)	0	0	0	---
<b>Totals</b>	<b>2</b>	<b>(-1)</b>	<b>0</b>	<b>---</b>

#### Game-By-Game Punt Returns

2015	No.	Yds.	TD	Lng
Ill State	2	26	0	17
at IA State	2	34	0	34
Pitt	1	0	0	---
North TX	2	71	0	38
at Wisconsin	0	0	0	---
Illinois	3	26	0	16
at N'western	0	0	0	---
Maryland	2	-2	0	1
at Indiana	0	0	0	---
Minnesota	1	10	0	10
Purdue	0	0	0	---
at Nebraska	2	34	0	26
MSU (n)	1	4	0	4
Stanford (n)	1	38	0	38
<b>Totals</b>	<b>17</b>	<b>241</b>	<b>0</b>	<b>38</b>

#### Game-By-Game KO Returns

2015	No.	Yds.	TD	Lng
Ill State	1	19	0	19
at IA State	2	29	0	29
Pitt	2	48	0	27
North TX	4	109	0	40
at Wisconsin	3	65	0	24
Illinois	0	0	0	---
at N'western	0	0	0	---
Maryland	1	23	0	23
at Indiana	3	84	0	33
Minnesota	2	74	0	58
Purdue	2	61	0	31
at Nebraska	0	0	0	---
MSU (n)	2	52	0	27
Stanford (n)	7	144	0	36
<b>Totals</b>	<b>29</b>	<b>708</b>	<b>0</b>	<b>58</b>

#### Career Statistics

Defense	Solo	Ast.	Total	T/Loss	In-Yd-TD	PBU	FF	RF
Freshman	44	25	69	3/7	0-0	8	0	2
Sophomore	42	22	64	2/5	3-72-1	5	0	0
Junior	46	26	82	1/5	8-118-1	13	0	0
<b>Career</b>	<b>132</b>	<b>73</b>	<b>215</b>	<b>6/17</b>	<b>11-190-2</b>	<b>26</b>	<b>0</b>	<b>2</b>

Punt Returns	No.	Yds.	Avg.	TD	Lng
Freshman	0	0	---	0	---
Sophomore	2	-1	---	0	---
Junior	17	241	14.2	0	38
<b>Career</b>	<b>19</b>	<b>240</b>	<b>12.6</b>	<b>0</b>	<b>38</b>

KO Returns	No.	Yds.	Avg.	TD	Lng
Freshman	0	0	---	0	---
Sophomore	0	0	---	0	---
Junior	29	708	24.4	0	58
<b>Career</b>	<b>29</b>	<b>708</b>	<b>24.4</b>	<b>0</b>	<b>58</b>





**46 - - \*\*\*George Kittle**  
**Tight End**  
**6-4, 250, Senior**  
**Norman, Oklahoma (Norman HS)**

**Hawk Item** - - One of nine seniors named to 2016 Leadership Group.

**2016** - - Listed as first team tight end following spring practice.

**2015 Honors** - - Academic All-Big Ten ... honorable mention All-America by SI.com ... **2015** - - Saw action in all 14 games, with six starts ... led team with six touchdown receptions on 20 receptions for 290 yards ... saw action in 31-14 win over Illinois State, but had no statistics as offense gained 431 yards total offense ... saw limited action on special teams, due to injury, in 31-17 win at Iowa State, but had no statistics ... started at tight end in 27-24 win over Pitt, recording two receptions for seven yards as offense gained 363 yards total offense ... started at tight end in 62-16 win over North Texas as offense gained 488 yards total offense ... two receptions for 62 yards vs. North Texas, including first career touchdown on 43-yard reception ... saw action in 10-6 win at Wisconsin ... one reception for one yard at Wisconsin, scoring the only touchdown of the game to give Iowa a 7-3 advantage in the second quarter ... saw action in 29-20 win over Illinois as offense rushed for 278 yards and gained 478 yards total offense ... one reception for 21 yards vs. Illinois, scoring on the reception for the first points of the game and scoring for the third straight game ... saw action in 40-10 win at Northwestern, but had no statistics as offense rushed for 294 yards and gained 492 yards total offense ... saw action in 31-15 win over Maryland, recording a one-handed reception for 26 yards ... one of two tight ends in starting line-up in 35-27 win at Indiana as offense rushed for 234 yards and gained 467 yards total offense ... two receptions for 19 yards at Indiana, including 10-yard scoring reception with six minutes left to play ... one of two tight ends in the starting line-up in 40-35 win over Minnesota as offense rushed for 272 yards and gained 506 yards total offense ... career-best five receptions for 44 yards vs. Minnesota, with a long of 24 yards ... one of two tight ends in the starting line-up in 40-20 win over Purdue ... two receptions for 49 yards vs. Purdue, including 35-yard touchdown reception ... one of two tight ends in the starting line-up in 28-20 win at Nebraska ... two receptions for 35 yards and one touchdown at Nebraska, with a long of 25 yards, along with one KO return for two yards ... scoring reception covered 10 yards for first touchdown of the game ... saw action in 16-13 loss to Michigan State ... two receptions for 26 yards vs. MSU, with a long of 20 yards ... saw action in 45-16 Rose Bowl loss to Stanford, but had no receptions.

**2014 Honors** - - Academic All-Big Ten ... **2014** - - Saw action in 12 games, recording one reception for 25 yards ... saw action in 31-23 win over Northern Iowa as offense gained 401 yards total offense, but had no statistics ... saw action in 17-13 win over Ball State, recording one assisted tackle on special teams as offense gained 455 yards total offense ... saw action in 20-17 loss to Iowa State, but had no receptions ... saw action in 24-20 win at Pittsburgh, but had no statistics ... saw action in 24-10 win at Purdue, but had no statistics as offense gained 420 yards total offense ... saw action in 45-29 win over Indiana, but had no statistics as offense gained 426 yards total offense ... saw action in 38-31 loss at Maryland as offense gained 433 yards total offense ... one reception for 25 yards at Maryland for first reception of the season ... did not see action in 48-7 win over Northwestern due to injury ... saw action in 51-14 loss at Minnesota, but had no statistics ... saw action in 30-14 win at Illinois, but had no statistics as offense rushed for 304 yards and gained 587 yards total offense ... saw action in 26-24 loss to No. 14 Wisconsin, but had no statistics as offense gained 412 yards total offense against top-ranked defense in the nation ... saw action in 37-34 overtime loss to Nebraska, but had no statistics ... saw action in 45-28 TaxSlayer Bowl loss to Tennessee, but had no statistics.

**2013 Honors** - - Academic All-Big Ten ... **2013** - - Saw action in 12 games, with five receptions for 108 yards ... saw first career action in 30-27 opening loss to Northern Illinois, but had no statistics ... saw action in 28-14 win over Missouri State as offense gained 491 yards total offense ... first career reception vs. Missouri State covered 47 yards for his only reception of the game ... one of two starting tight ends in 27-21 win at Iowa State, but had no statistics as offense gained 378 yards total offense and rushed for over 200 yards in third straight outing ... saw action in 59-3 win over Western Michigan, but had no statistics as offense gained 446 yards total offense and rushed for over 200

yards in fourth straight game ... saw action in 23-7 win at Minnesota, but had no statistics as offense gained 464 yards total offense and rushed for over 200 yards in fifth straight outing ... saw action in 26-14 loss to Michigan State, but had no statistics ... saw action in 34-24 loss at Ohio State, recording one reception for 24 yards ... saw action in 17-10 OT win over Northwestern, but had no statistics ... saw action in 28-9 loss to Wisconsin, but had no statistics ... saw action in 38-14 win at Purdue as offense rushed for 318 yards and gained 509 yards total offense ... led receivers with three receptions for 37 yards in win at Purdue ... did not see action in 24-21 win over Michigan due to injury ... saw action in 38-17 win at Nebraska, but had no statistics ... saw action in 21-14 Outback Bowl loss to LSU, but had no statistics.

**2012 Honors** - - Team Leader Award, special teams ... **2012** - - Redshirted.

**High school honors** - - Earned all-state, all-district and all-conference honors as a senior ... **Career** - - Earned two varsity letters while playing tight end, wide receiver, linebacker and defensive back ... helped prep team reach state playoffs as a junior and senior ... team captain as a senior ... averaged 11.6 yards on 26 receptions as a senior, with five touchdowns, and also recorded five interceptions on defense ... recorded 24 receptions and scored five touchdowns as a junior and had five interceptions ... also earned two letters as basketball power forward.

**Personal** - - Born 10/09/93 in Madison, Wisconsin ... communications major ... member of Dean's List ... parents are Jan Krieger and Bruce Kittle ... his father, Bruce Kittle, is former Iowa offensive lineman (1977-79, 1981) and was co-captain of Iowa's 1982 Rose Bowl team ... high school coach was Greg Nation.

#### Career Receiving Bests

Number: \_\_\_\_\_ 5 vs. Minnesota, 11/14/15

Yards: \_\_\_\_\_ 62 vs. North Texas, 9/26/15

Touchdowns: \_\_\_\_\_ 1, five times, last vs. Purdue, 11/21/15

Long: \_\_\_\_\_ 47 vs. Missouri State, 9/07/13

#### Game-By-Game Receiving Stats

2013	No.	Yds.	TD	Lng	2014	No.	Yds.	TD	Lng
N. Illinois	0	0	0	---	UNI	0	0	0	---
MO State	1	47	0	47	Ball State	0	0	0	---
at IA State	0	0	0	---	IA State	0	0	0	---
W. Michigan	0	0	0	---	at Pitt	0	0	0	---
at Minn.	0	0	0	---	at Purdue	0	0	0	---
MSU	0	0	0	---	Indiana	0	0	0	---
at OSU	1	24	0	24	at Maryland	1	25	0	25
N'western	0	0	0	---	N'western	INJ			
Wisconsin	0	0	0	---	at Minn.	0	0	0	---
at Purdue	3	37	0	19	at Illinois	0	0	0	---
Michigan	INJ				Wisconsin	0	0	0	---
at Nebraska	0	0	0	---	Nebraska	0	0	0	---
LSU (n)	0	0	0	---	Tennessee (n)	0	0	0	---
<b>Totals</b>	<b>5</b>	<b>108</b>	<b>0</b>	<b>47</b>	<b>Totals</b>	<b>1</b>	<b>25</b>	<b>0</b>	<b>25</b>

2015	No.	Yds.	TD	Lng
Ill State	0	0	0	---
at IA State	0	0	0	---
Pitt	2	7	0	4
North TX	2	62	1	43
at Wisconsin	1	1	1	1
Illinois	1	21	1	21
at N'western	0	0	0	---
Maryland	1	26	0	26
at Indiana	2	19	1	10
Minnesota	5	44	0	24
Purdue	2	49	1	35
at Nebraska	2	35	1	25
MSU (n)	2	26	0	20
Stanford (n)	0	0	0	---
<b>Totals</b>	<b>20</b>	<b>290</b>	<b>6</b>	<b>43</b>

#### Career Statistics

Receiving	No.	Yds.	Avg.	TD	Lng
Freshman	5	108	21.6	0	47
Sophomore	1	25	25.0	0	25
Junior	20	290	14.5	6	43
<b>Career</b>	<b>26</b>	<b>423</b>	<b>16.3</b>	<b>6</b>	<b>47</b>



**97 - \*\*Tyler Kluver (CLUE-vir)**  
Long Snapper  
6-0, 220, Junior  
Marshalltown, Iowa (Marshalltown HS)

**2016** -- Listed as first team long snapper following spring practice.

**2015** -- Handled deep snaps for all punts, field goals and PAT attempts throughout the season . . . handled all deep snaps for punts, field goal and PATs in 31-14 win over Illinois State . . . handled all deep snaps for punts, field goal and PATs in 31-17 win at Iowa State . . . handled all deep snaps for punts, field goals and PATs in 27-24 win over Pitt, including 57-yard field goal as time expired . . . handled all deep snaps for punts and PATs in 62-16 win over North Texas . . . handled all deep snaps for punts, field goals and PAT in 10-6 win at Wisconsin . . . handled all deep snaps for punts, field goals and PATs in 29-20 win over Illinois . . . handled all deep snaps for punts, field goals and PATs in 40-10 win at Northwestern . . . handled all deep snaps for punts, field goals and PATs in 31-15 win over Maryland . . . handled all deep snaps for punts and PATs in 35-27 win at Indiana . . . handled all deep snaps for punts, PATs and field goals in 40-35 win over Minnesota . . . handled all deep snaps for punts and PATs in 40-20 win over Purdue . . . handled all deep snaps for punts and PATs in 28-20 win at Nebraska . . . handles all deep snaps for punts, field goals and PATs in 16-13 loss to Michigan State . . . handled all deep snaps for punts, field goal and PATs in 45-16 Rose Bowl loss to Stanford.

**2014** -- Handled all deep snaps for punts, field goal and PAT attempts throughout the season . . . handled all deep snaps for punts, PAT and field goal attempts in 31-23 win over Northern Iowa in first career action . . . handled all deep snaps for punts, PAT and field goal attempts in 17-13 win over Ball State . . . handled all deep snaps for punts, PAT and field goal attempts in 20-17 loss to Iowa State . . . handled all deep snaps for punts, PAT and field goal attempts in 24-20 win at Pittsburgh . . . handled all deep snaps for punts, PAT and field goal attempts in 24-10 win at Purdue . . . handled all deep snaps for punts, PAT and field goal attempts in 45-29 win over Indiana, while recording one solo tackle on punt coverage . . . handled all deep snaps for punts, PAT and field goal attempts in 38-31 loss at Maryland . . . handled all deep snaps for punts, PAT and field goal attempts in 48-7 win over Northwestern . . . handled all deep snaps for punts and PAT attempts in 51-14 loss at Minnesota . . . handled all deep snaps for punts, field goal and PAT attempts in 30-14 win at Illinois, while also recording one assisted tackle . . . handled all deep snaps for punts, field goal and PAT attempts in 26-24 loss to No. 14 Wisconsin . . . handled all deep snaps for punts, field goal and PAT attempts in 37-34 overtime loss to Nebraska . . . handled all deep snaps for punts and PAT attempts in 45-28 TaxSlayer Bowl loss to Tennessee.

**2013** -- Redshirted after joining program as a walk-on.

**High school honors** -- Named Under Armour All-America long snapper as a senior . . . earned third team all-state honors as a senior . . . first team all-conference as a junior and senior . . . second team all-conference as a sophomore . . . selected to Iowa Shrine Bowl following senior season . . . **Career** -- Four-year football letterman as linebacker and running back, along with long snapper duties . . . team captain as a junior and senior . . . ranks second in career tackles (315) . . . helped team advance to playoffs four straight seasons, posting 31-15 record . . . recorded 115 tackles and scored one touchdown as a senior . . . recorded 104 tackles and one interceptions as a junior . . . 96 tackles and three interceptions as a sophomore . . . also two-year letterman in basketball.

**Personal** -- Born 9/25/94 . . . exercise science major . . . parents are Shelly and Todd Kluver . . . his father, Todd Kluver, also played football at Iowa . . . high school coach was Dave Holdiman.



**9 - - Drake Kulick (KOO-lick)**  
Fullback  
6-1, 236, Junior  
Muscatine, Iowa (Muscatine HS)

**Hawk Item** -- Moved from linebacker to fullback during fall, 2014 preseason.

**2016** -- Listed as first team fullback following spring practice.

**2015** -- Did not see action in 31-14 win over Illinois State . . . saw action on special teams in 31-17 win at Iowa State, but had no statistics . . . saw action on special teams in 27-24 win over Pitt, but had no statistics . . . saw action on special teams in 62-16 win over North Texas, recording one solo tackle . . . saw action on special teams in 10-6 win at Wisconsin, but had no statistics . . . saw action on special teams in 29-20 win over Illinois, but had no statistics . . . saw action in 40-10 win at Northwestern as offense rushed for 294 yards and gained 492 yards total offense . . . rushed three times for eight yards and had one reception for 22 yards at Northwestern while collecting first career statistics . . . saw action on special teams in 31-15 win over Maryland, but had no statistics . . . saw action on special teams in 35-27 win at Indiana, but had no statistics . . . saw action on special teams in 40-35 win over Minnesota, but had no statistics . . . saw action on special teams in 40-20 win over Purdue, but had no statistics . . . saw action on special teams in 28-20 win at Nebraska, but had no statistics . . . saw action on special teams in 16-13 loss to Michigan State, but had no statistics . . . saw action on special teams in 45-16 Rose Bowl loss to Stanford, but had no statistics.

**2014** -- Did not see any game action.

**2013** -- Redshirted after joining program as a walk-on.

**High school honors** -- Earned all-state honors as a senior . . . first team all-conference as a linebacker and wide receiver as a senior . . . second team all-conference as a junior . . . **Career** -- Helped prep team advance to state playoffs three straight seasons . . . team captain as a senior . . . recorded 85 tackles as a senior, with 6.5 QB sacks and one interception . . . also had 47 receptions for 600 yards, with six receiving and seven rushing touchdowns . . . recorded 100 tackles as a junior, with five QB sacks, two interceptions and one touchdown . . . also lettered in track and swimming, competing in 200-free relay at state swimming championships.

**Personal** -- Born 10/06/94 . . . exercise science major . . . earned academic All-America recognition as a prep . . . parents are Teresa and Leo Kulick . . . high school coach was Jake Mueller.

#### Career Rushing Bests

Attempts: \_\_\_\_\_ 3 at Northwestern, 10/17/15  
Yards: \_\_\_\_\_ 8 at Northwestern, 10/17/15  
Long: \_\_\_\_\_ 4 at Northwestern, 10/17/15

#### Career Receiving Bests

Receptions: \_\_\_\_\_ 1 at Northwestern, 10/17/15  
Yards: \_\_\_\_\_ 22 at Northwestern, 10/17/15  
Long: \_\_\_\_\_ 22 at Northwestern, 10/17/15

#### 2015 Game-By-Game Stats

Rushing	No.	Yds.	TD	Lng	Receiving	No.	Yds.	TD	Lng
Ill State	DNP				Ill State	DNP			
at IA State	0	0	0	---	at IA State	0	0	0	---
Pitt	0	0	0	---	Pitt	0	0	0	---
North TX	0	0	0	---	North TX	0	0	0	---
at Wisconsin	0	0	0	---	at Wisconsin	0	0	0	---
Illinois	0	0	0	---	Illinois	0	0	0	---
at N'western	3	8	0	4	at N'western	1	22	0	22
Maryland	0	0	0	---	Maryland	0	0	0	---
at Indiana	0	0	0	---	at Indiana	0	0	0	---
Minnesota	0	0	0	---	Minnesota	0	0	0	---
Purdue	0	0	0	---	Purdue	0	0	0	---
at Nebraska	0	0	0	---	at Nebraska	0	0	0	---
MSU (n)	0	0	0	---	MSU (n)	0	0	0	---
Stanford (n)	0	0	0	---	Stanford (n)	0	0	0	---
<b>Totals</b>	<b>3</b>	<b>8</b>	<b>0</b>	<b>4</b>	<b>Totals</b>	<b>1</b>	<b>22</b>	<b>0</b>	<b>22</b>

**Career Statistics**

Rushing	No.	Yds.	Avg.	TD	Lng
Freshman	0	0	---	0	---
Sophomore	3	8	2.7	0	4
<b>Career</b>	<b>3</b>	<b>8</b>	<b>2.7</b>	<b>0</b>	<b>4</b>

Receiving	No.	Yds.	Avg.	TD	Lng
Freshman	0	0	---	0	---
Sophomore	1	22	22.0	0	22
<b>Career</b>	<b>1</b>	<b>22</b>	<b>22.0</b>	<b>0</b>	<b>22</b>

**70 - - Lucas LeGrand**

**Offensive Line**  
**6-5, 290, Sophomore**  
**Dubuque, Iowa (Senior HS)**

**2016** - - Listed as second team left guard following spring practice.

**2015** - - Saw action in 62-16 win over North Texas as offense gained 488 yards total offense.

**2014** - - Redshirted.

**High school honors** - - Named first team all-state and all-conference as a senior . . . team Most Valuable Player as a senior . . . second team all-conference as a junior . . . **Career** - - Three-year letterman as offensive and defensive lineman . . . helped prep team advance to state playoffs as a senior . . . recorded 63 tackles, 6.5 sacks and one interception as a senior . . . 35 tackles, 3.5 sacks and one interception as a junior . . . team captain as a senior . . . earned three letters in track and basketball, and one letter in baseball . . . helped prep basketball team reach state tournament as a junior.

**Personal** - - Born 10/04/95 . . . open major . . . parents are Kelly and Mark LeGrand . . . one of two players from Dubuque on the Iowa roster . . . high school coach was Dale Ploessl.


**9 - - Jonathan Lubanza**

**Defensive Back**  
**6-1, 185, Redshirt Freshman**  
**Naperville, Illinois**  
**(Naperville Central HS)**  
**Northern Michigan University**

**Hawk Item** - - Joined program in 2016 after originally attending Northern Michigan.

**High School Honors** - - Earned honorable mention all-state honors as a senior . . . first team all-conference as a senior . . . **Career** - - Two-year letterman as cornerback and safety . . . helped prep team post 11-3 record as a senior while winning state championship . . . also competed for prep basketball team.

**Personal:** Born 8/04/96 . . . exercise science major . . . mother is Daniella Lubanza . . . cousin of DB Manny Rugamba . . . high school coach was Michael Stine.

**13 - - \*\*Greg Mabin (MAY-bin)**

**Defensive Back**  
**6-2, 200, Senior**  
**Fort Lauderdale, Florida**  
**(Calvary Christian Academy)**

**Hawk Item** - - Moved from wide receiver to defensive back for 2013 spring practice . . . one of nine seniors named to 2016 Leadership Group.

**2016** - - Listed as first team left cornerback following spring practice . . . missed spring drills due to injury.

**2015** - - Started all 14 games at cornerback and has 22 consecutive starts . . . recorded 54 total tackles, with 37 solo stops and 17 assists . . . recorded two interceptions and ranked second on team with eight pass break-ups . . . collected five tackles in 31-14 win over Illinois State, including three solo tackles and two assists, along with a shared tackle for loss and two pass break-ups . . . recorded three solo tackles in 31-17 win at Iowa State . . . recorded five tackles in 27-24 win over Pitt, including four solo tackles and one assist . . . recorded one solo tackle and one pass break-up in 62-16 win over North Texas. . . tallied seven tackles in 10-6 win at Wisconsin, including two solo tackles and five assists, to go along with one pass break-up . . . recorded two solo tackles in 29-20 win over Illinois, along with first interception of the season . . . recorded one solo tackle in 40-10 win at Northwestern . . . collected two solo tackles and one assist in 31-15 win over Maryland, along with a forced fumble and a pass break-up . . . collected three solo tackles, one assist and one pass break-up in 35-27 win at Indiana . . . recorded two solo tackles and one assist in 40-35 win over Minnesota . . . recorded one solo tackle and one assist in 40-20 win over Purdue . . . had career-best nine tackles in 28-20 win at Nebraska, including seven solo stops and two assists, along with one interception and a 26 yard return and one pass break-up . . . recorded eight tackles in 16-13 loss to Michigan State, including six solo stops and two assists, to go with one pass break-up . . . recorded one assisted tackle in 45-16 Rose Bowl loss to Stanford.

**2014** - - Played in all 13 games, with 12 starts . . . recorded 53 tackles, including 35 solo tackles and 18 assists, along with two tackles for loss . . . had one interception, two recovered fumbles and five pass break-ups . . . earned first career start at cornerback in 31-23 win over Northern Iowa . . . recorded first career interception and 18 yard return on UNI final possession of the game, to go with two solo tackles, two assists and a pass break-up . . . collected six tackles in 17-13 win over Ball State, including three solo stops and three assists . . . collected six tackles in 20-17 loss to Iowa State, including four solo stops and two assists . . . recovered an ISU fumble in the endzone to stop a first half scoring threat and also had one pass break-up . . . did not start in 24-20 win at Pittsburgh due to suffering injury during the week, but responded with four solo tackles, one assist and career-best three pass break-ups . . . recorded two solo tackles and one assist in 24-10 win at Purdue . . . recorded one solo tackle and one assist in 45-29 win over Indiana . . . recorded three solo tackles and one assist in 38-31 loss at Maryland . . . started recorded four tackles in 48-7 win over Northwestern, including three solo tackles and one assist . . . also recovered a fumble that led to an Iowa touchdown . . . recorded five tackles in loss at Minnesota, including three solo tackles and two assists . . . had six tackles in 30-14 win at Illinois, including four solo tackles and two assists, along with a tackle for loss . . . recorded seven tackles in 26-24 loss to No. 14 Wisconsin, including five solo tackles and two assists, along with one tackle for loss and one touchdown-saving tackle . . . recorded one solo tackle in TaxSlayer Bowl loss to Tennessee.

**2013** - - Did not see any game action.

**2012** - - Redshirted.

**High school honors** - - Selected to participate in Broward Beach Bowl (private vs. public schools) as a senior and earned Championship Performance Award . . . earned first team all-county honors on offense as a senior and second team honors on defense . . . honorable mention all-state as a junior and second team as a sophomore . . . second team all-county as a sophomore and junior . . . **Career** - - Earned three varsity letters while playing wide receiver and defensive back and kick returner . . . totaled 877 yards and 15 touchdowns on 52 receptions as a senior, with one rushing touchdown and two interceptions and a touchdown on defense . . . had 59 receptions for 1,094 yards and 12 touchdowns as a junior, with one KO return touchdown and two interceptions



... 42 receptions for 906 yards and 10 touchdowns as a sophomore, with one interception also had punt return touchdown that led to win over fourth-ranked team in the state ... team captain as a junior and senior ... earned two letters in basketball and track ... holds school records in 100 and 200 meter dashes.

**Personal** -- Born 6/25/94 ... health and human physiology major ... member of Principal's Honor Roll ... parents are Dr. Wesley and Arlette Mabin ... high school coach was Kirk Hoza.

#### Career Bests

Tackles: \_\_\_\_\_ 9 at Nebraska, 11/27/15  
 Solo: \_\_\_\_\_ 7 at Nebraska, 11/27/15  
 Assists: \_\_\_\_\_ 5 at Wisconsin, 9/03/15  
 Interception: \_\_\_\_\_ 1, three times, last at Nebraska, 11/27/15  
 Pass Break-Ups: \_\_\_\_\_ 3 at Pittsburgh, 9/20/14  
 Tackles for Loss: \_\_\_\_\_ 1, twice, last vs. Wisconsin, 11/22/14  
 Recovered Fumble: \_\_\_\_\_ 1, twice, last vs. Northwestern, 11/01/14  
 Forced Fumble: \_\_\_\_\_ 1 vs. Maryland, 10/31/15

#### Game-By-Game Defensive Stats

2014	Solo-Ast.	2015	Solo-Ast.
UNI	2-2	Ill State	3-2
Ball State	3-3	at IA State	3-0
IA State	4-2	Pitt	4-1
at Pitt	4-1	North TX	1-0
at Purdue	2-1	at Wisconsin	2-5
Indiana	1-1	Illinois	2-0
at Maryland	3-1	at N'western	1-0
N'western	3-1	Maryland	2-1
at Minn.	3-2	at Indiana	3-1
at Illinois	4-2	Minnesota	2-1
Wisconsin	5-2	Purdue	1-1
Nebraska	0-0	at Nebraska	7-2
Tennessee (n)	1-0	MSU (n)	6-2
<b>Totals</b>	<b>35-18</b>	Stanford (n)	0-1
		<b>Totals</b>	<b>37-17</b>

#### Career Statistics

Defense	Solo	Ast.	Total	T/Loss	In-Yd.	PBU	FF	RF
Freshman	0	0	0	0/0	0-0	0	0	0
Sophomore	35	18	53	2/5	1-18	5	0	2
Junior	37	17	54	5/1	2-26	8	1	0
<b>Career</b>	<b>72</b>	<b>35</b>	<b>107</b>	<b>2.5/6</b>	<b>3-44</b>	<b>13</b>	<b>1</b>	<b>2</b>



### 30 - Steve Manders

#### Fullback

**6-1, 235, Junior**

**Crofton, Maryland (Archbishop Spalding HS)  
 (Fork Union Military Academy)**

**Hawk Item** -- Joined Iowa program as a walk-on after attending Fork Union Military Academy for one year ... moved to fullback from linebacker during 2014 preseason camp.

**2016** -- Not listed on depth chart following spring practice.

**2015** -- Saw action in 62-16 win over North Texas, but had no statistics as offense gained 488 yards total offense.

**2014** -- Did not see any game action.

**2013** -- Did not see any game action.

**Prep School** -- Started at fullback and linebacker in one season at prep school under Coach John Shuman.

**High school honors** -- Named first team all-state as a senior and third team as a junior ... selected to Chesapeake Bowl and Maryland Crab Bowl all-star games following senior season ... first team all-county and all-conference as a junior ... team MVP as a junior and senior ... **Career** -- Three-year starter and letterman while playing fullback, running back and linebacker, helping prep team post 26-7 record in three seasons while making state playoffs two

years ... recorded 125 tackles as a senior, with 27 tackles for loss and one interception ... on offense had 150 rushing attempts for 789 yards and nine touchdowns, along with 121 yards and two touchdowns on 16 receptions ... collected 115 tackles as a junior, with 25 tackles for loss, one interception and three pass break-ups ... on offense had 275 rushing yards on 45 attempts and 58 receiving yards on six receptions, while scoring six touchdowns ... recorded 98 tackles as a sophomore, with 10 tackles for loss and two interceptions ... rushed 65 times for 358 yards and two scores ... football team captain as a junior and senior ... also three-year letterman in wrestling and lettered one year in lacrosse.

**Personal** -- Born 10/23/93 ... exercise science major ... parents are Debbie and Greg Manders ... member of prep Honor Roll ... high school coach was Mike Whittles.



### 83 - \*\*\*Riley McCarron

#### Wide Receiver

**5-9, 186, Senior**

**Dubuque, Iowa (Wahlert HS)**

**Hawk Item** -- One of nine seniors named to 2016 Leadership Group.

**2016** -- Listed as first team wide receiver following spring practice.

**2015 Honors** -- Coaches Appreciation Award, special teams ... Academic All-Big Ten ... **2015** -- Saw action in all 14 games, with one start ... five receptions for 56 yards and one touchdown ... saw action in 31-17 win at Iowa State as offense gained 260 net rushing yards and 475 yards total offense ... one reception at Iowa State covered 25 yards for first career touchdown and gave Iowa a 24-17 advantage with 2:14 remaining ... also had one solo tackle on punt coverage ... started at wide receiver in 62-16 win over North Texas as offense gained 488 yards total offense ... recorded career-best three receptions for 26 yards vs. North Texas in first career start ... saw action in 35-27 win at Indiana as offense rushed for 234 yards and gained 467 yards total offense ... recorded one solo tackle on special teams ... saw action in 40-35 win over Minnesota, recording one reception for five yards as offense rushed for 272 yards and gained 506 yards total offense ... saw action in 40-20 win over Purdue, recording one KO return for 24 yards ... saw action in 28-20 win at Nebraska ... two KO returns for 39 yards with a long of 21 yards at Nebraska, along with one punt return for 10 yards.

**2014 Honors** -- Academic All-Big Ten for second straight year ... **2014** -- Missed first three games of the season due to preseason injury and final three regular season games due to illness ... returned one punt for eight yards in 24-20 win at Pittsburgh ... handled all punt returns with fair catches in 24-10 win at Purdue, and opened game with 36-yard KO return on the first KO return of his career ... handled all punt returns in 45-29 win over Indiana, with three returns for two yards ... recorded two punt returns for 13 yards, including a career-long of 11 yards, in 38-31 loss at Maryland ... recorded two punt returns for minus 10 yards in 48-7 win over Northwestern.

**2013 Honors** -- Academic All-Big Ten ... **2013** -- Saw action in 12 games, recording three receptions for 11 yards and eight yards on three punt returns ... saw first action of career in 30-27 opening loss to Northern Illinois, collecting one reception for zero yards ... saw action in 59-3 win over Western Michigan, recording two punt returns for eight yards as offense gained 446 yards total offense and rushed for over 200 yards in fourth straight game ... saw action in 26-14 loss to Michigan State, recording two receptions for 11 yards ... recorded one punt return for no yards in 21-14 Outback Bowl loss to LSU.

**2012** -- Redshirted after joining the team as a walk-on.

**High school honors** -- Earned second team all-state honors as a senior ... was first team all-conference as sophomore, junior and senior ... **Career** -- holds school records for touchdowns in a game (six), points in a game (36), touchdown passes in a season (17) and career punt return yards (502) ... set conference record for season punt return average (26.9 yards) ... holds school record in long jump ... team captain as a senior ... rushed 106 times for 628 yards and 10 touchdowns as a sophomore ... rushed for 1,058 yards and 11 touchdowns on 160 carries as a junior and also had 10 receptions for 101 yards



... had nine punt returns for 242 yards and two scores ... as a senior completed 113-205 pass attempts for 1,749 yards and 17 touchdowns, while rushing 112 times for 866 yards and five touchdowns ... recorded 45 tackles and five interceptions as a senior, while gaining 263 yards on eight punt returns ... earned three letters as quarterback, running back and defensive back ... also lettered in basketball, track and baseball ... state long jump champion as a sophomore and junior ... won state title in 100-meter dash as a junior after placing second as a sophomore.

**Personal** -- Born 6/16/93 ... pre-business major ... member of National Honor Society ... two-year Student Ambassador ... earned Eagle Achievement Award ... parents are Michelle and Steve McCarron ... one of two players from Dubuque on the Iowa roster ... high school coach was Mike Mahoney.

#### Career Receiving Bests

Catches: \_\_\_\_\_ 3 vs. North Texas, 9/26/15  
Yards: \_\_\_\_\_ 26 vs. North Texas, 9/26/15  
Touchdowns: \_\_\_\_\_ 1 at Iowa State, 9/12/15  
Long: \_\_\_\_\_ 25 at Iowa State, 9/12/15

#### Career Punt Return Bests

Number: \_\_\_\_\_ 3 vs. Indiana, 10/11/14  
Yards: \_\_\_\_\_ 13 at Maryland, 10/18/14  
Long: \_\_\_\_\_ 11 at Maryland, 10/18/14

#### Career KO Return Bests

Number: \_\_\_\_\_ 2 at Nebraska, 11/27/15  
Yards: \_\_\_\_\_ 39 at Nebraska, 11/27/15  
Long: \_\_\_\_\_ 36 at Purdue, 9/27/14

#### 2013 Game-By-Game Stats

Receiving	No.	Yds.	TD	Lng
N. Illinois	1	0	0	---
MO State	0	0	0	---
at IA State	0	0	0	---
W. Michigan	0	0	0	---
at Minn.	0	0	0	---
MSU	2	11	0	6
at OSU	DNP			
N'western	0	0	0	---
Wisconsin	0	0	0	---
at Purdue	0	0	0	---
Michigan	0	0	0	---
at Nebraska	0	0	0	---
LSU (n)	0	0	0	---
<b>Totals</b>	<b>3</b>	<b>11</b>	<b>0</b>	<b>6</b>

Punt Returns	No.	Yds.	TD	Lng
N. Illinois	0	0	0	---
MO State	0	0	0	---
at IA State	0	0	0	---
W. Michigan	2	8	0	8
at Minn.	0	0	0	---
MSU	0	0	0	---
at OSU	DNP			
N'western	0	0	0	---
Wisconsin	0	0	0	---
at Purdue	0	0	0	---
Michigan	0	0	0	---
at Nebraska	0	0	0	---
LSU (n)	1	0	0	---
<b>Totals</b>	<b>3</b>	<b>8</b>	<b>0</b>	<b>8</b>

#### 2014 Game-By-Game Stats

Receiving	No.	Yds.	TD	Lng
UNI	INJ			
Ball State	INJ			
IA State	INJ			
at Pitt	0	0	0	---
at Purdue	0	0	0	---
Indiana	0	0	0	---
at Maryland	0	0	0	---
N'western	0	0	0	---
at Minn.	0	0	0	---
at Illinois	Illness			
Wisconsin	Illness			
Nebraska	Illness			
Tennessee (n)	0	0	0	---
<b>Totals</b>	<b>0</b>	<b>0</b>	<b>0</b>	<b>---</b>

Punt Ret.	No.	Yds.	TD	Lng
UNI	INJ			
Ball State	INJ			
IA State	INJ			
at Pitt	1	8	0	8
at Purdue	0	0	0	---
Indiana	3	2	0	3
at Maryland	2	13	0	11
N'western	2	(-10)	0	---
at Minn.	0	0	0	---
at Illinois	Illness			
Wisconsin	Illness			
Nebraska	Illness			
Tennessee (n)	0	0	0	---
<b>Totals</b>	<b>8</b>	<b>13</b>	<b>0</b>	<b>11</b>

KO Returns	No.	Yds.	TD	Lng
UNI	INJ			
Ball State	INJ			
IA State	INJ			
at Pitt	0	0	0	---
at Purdue	1	36	0	36
Indiana	0	0	0	---
at Maryland	0	0	0	---
N'western	0	0	0	---
at Minn.	0	0	0	---
at Illinois	Illness			
Wisconsin	Illness			
Nebraska	Illness			
Tennessee (n)	0	0	0	---
<b>Totals</b>	<b>1</b>	<b>36</b>	<b>0</b>	<b>36</b>

#### 2015 Game-By-Game Stats

Receiving	No.	Yds.	TD	Lng
Ill State	0	0	0	---
at IA State	1	25	1	25
Pitt	0	0	0	---
North TX	3	26	0	10
at Wisconsin	0	0	0	---
Illinois	0	0	0	---
at N'western	0	0	0	---
Maryland	0	0	0	---
at Indiana	0	0	0	---
Minnesota	1	5	0	5
Purdue	0	0	0	---
at Nebraska	0	0	0	---
MSU (n)	0	0	0	---
Stanford (n)	0	0	0	---
<b>Totals</b>	<b>5</b>	<b>56</b>	<b>1</b>	<b>25</b>

Punt Ret.	No.	Yds.	TD	Lng
Ill State	0	0	0	---
at IA State	0	0	0	---
Pitt	0	0	0	---
North TX	0	0	0	---
at Wisconsin	0	0	0	---
Illinois	0	0	0	---
at N'western	0	0	0	---
Maryland	0	0	0	---
at Indiana	0	0	0	---
Minnesota	0	0	0	---
Purdue	0	0	0	---
at Nebraska	1	10	0	10
MSU (n)	0	0	0	---
Stanford (n)	0	0	0	---
<b>Totals</b>	<b>1</b>	<b>10</b>	<b>0</b>	<b>10</b>

KO Returns	No.	Yds.	TD	Lng
Ill State	0	0	0	---
at IA State	0	0	0	---
Pitt	0	0	0	---
North TX	0	0	0	---
at Wisconsin	0	0	0	---
Illinois	0	0	0	---
at N'western	0	0	0	---
Maryland	0	0	0	---
at Indiana	0	0	0	---
Minnesota	0	0	0	---
Purdue	1	24	0	24
at Nebraska	2	39	0	21
MSU (n)	0	0	0	---
Stanford (n)	0	0	0	---
<b>Totals</b>	<b>3</b>	<b>63</b>	<b>0</b>	<b>24</b>

#### Career Statistics

Receiving	No.	Yds.	Avg.	TD	Lng
Freshman	3	11	3.7	0	6
Sophomore	0	0	---	0	---
Junior	5	56	11.2	1	25
<b>Career</b>	<b>8</b>	<b>67</b>	<b>8.4</b>	<b>1</b>	<b>25</b>

Punt Returns	No.	Yds.	Avg.	TD	Lng
Freshman	3	8	2.7	0	8
Sophomore	8	13	1.6	0	11
Junior	1	10	10.0	0	10
<b>Career</b>	<b>12</b>	<b>31</b>	<b>2.6</b>	<b>0</b>	<b>11</b>

KO Returns	No.	Yds.	Avg.	TD	Lng
Freshman	0	0	---	0	---
Sophomore	1	36	36.0	0	36
Junior	3	63	21.0	0	24
<b>Career</b>	<b>4</b>	<b>99</b>	<b>24.8</b>	<b>0</b>	<b>36</b>



#### 31 - \*Aaron Mends

Linebacker

6-0, 223, Sophomore

Kansas City, Missouri (Winnetonka HS)

**2016** -- Listed as first team weakside linebacker following spring practice.

**2015** -- Saw action in 13 games, recording four tackles and a blocked punt ... recorded two assisted tackles in 31-14 win over Illinois State ... recording one solo tackle in 62-16 win over North Texas ... recorded a blocked punt in the second quarter that led directly to Iowa touchdown in 31-15 win over Maryland ... recorded one QB pressure in 28-20 win at Nebraska ... recorded one assisted tackle, which was a sack and tackle for loss, in 16-13 loss to Michigan State.

**2014** -- Redshirted.

**High school honors** -- first team all-conference and all-state as a senior ... first team all-conference, second team all-metro and third team all-state as a junior ... first team all-conference and first team all-district as a sophomore ... **Career** -- Career totals include 210 tackles on defense, with 1,790 rushing yards and 140 receiving yards and 29 total touchdowns ... recorded 50 tackles as a senior, with 4.5 tackles for loss and three sacks, with one forced fumble

and a pass break-up . . . rushed 69 times for 285 yards and five touchdowns, while collecting six receptions for 28 yards . . . collected 74 tackles as a junior, including 38 solo and 36 assists, with 7.5 sacks, 5.5 tackles for loss, one forced fumble, one pass break-up and one blocked kick . . . rushed 131 times for 758 yards and 14 touchdowns . . . as a sophomore collected 60 tackles, including 30 solo and 30 assists, with six tackles for loss and three sacks, with one forced fumble . . . rushed 125 times for 747 yards and nine touchdowns . . . collected 26 tackles as a freshman . . . team captain as a junior and senior.

**Personal** -- Born 10/13/95 . . . health science major . . . parents are Anne and Othello Mends . . . one of two players on the Iowa roster from Kansas City . . . high school coach was Sterling Edwards.

#### Career Bests


Tackles: \_\_\_\_\_ 2 vs. Illinois State, 9/05/15  
 Solo: \_\_\_\_\_ 1 vs. North Texas, 9/26/15  
 Assists: \_\_\_\_\_ 2 vs. Illinois State, 9/05/15  
 QB Sack: \_\_\_\_\_ 1 vs. Michigan State, 12/05/15  
 Tackle for loss: \_\_\_\_\_ 0.5 vs. Michigan State, 12/05/15  
 QB Pressure: \_\_\_\_\_ 1 at Nebraska, 11/27/15  
 Blocked Punt: \_\_\_\_\_ 1 vs. Maryland, 10/31/15

#### Game-By-Game Defensive Stats

2015	Solo-Ast.	2015	Solo-Ast.
Ill State	0-2	at Indiana	0-0
at IA State	0-0	Minnesota	0-0
Pitt	0-0	Purdue	0-0
North TX	1-0	at Nebraska	0-0
at Wisconsin	0-0	MSU (n)	0-1
Illinois	0-0	Stanford (n)	0-0
at N'western	DNP	<b>Totals</b>	<b>1-3</b>
Maryland	0-0		

#### Career Statistics

Defense	Solo	Ast.	Total	T/Loss	Sack	PBU	QBH	FF	RF	BLK
Freshman	1	3	4	.5/2	1/2	0	1	0	0	1



**4 - John Milani (muh-LAH-nee)**  
**Defensive Back**  
**6-1, 195, Redshirt Freshman**  
**Iowa City, Iowa (West HS)**

**2016** -- Not listed on depth chart following spring practice.

**2015** -- Redshirted after joining the program as a walk-on.

**High school honors** -- District Defensive Player of the Year as a senior . . . earned first-team all-state and all-district honors as a senior . . . **Career** -- Two-year letterman as defensive back . . . team captain as a senior . . . helped prep reach second round of state playoffs as a junior and third round as a senior . . . recorded 132 tackles and two interceptions as a senior . . . recorded 67 tackles and three interceptions as a junior . . . also earned letters in wrestling (four) and track (two).

**Personal** -- Born 10/01/96 . . . health and human physiology major . . . parents are Marty and Jim Milani . . . earned academic all-conference recognition . . . one of four players from Iowa City on the Iowa roster . . . high school coach was Garrett Hartwig.



**32 - \*Derrick Mitchell, Jr.**  
**Running Back**  
**6-1, 220, Junior**  
**St. Louis, Missouri (Vashon HS)**

**Hawk Item** -- Moved from wide receiver to running back prior to 2015 spring practice.

**2016** -- Not listed on depth chart following spring practice.

**2015** -- Saw action in 11 games . . . rushed 25 times for 162 yards and two touchdowns, along with 15 receptions for 141 yards . . . had seven rushing attempts for 52 yards in 62-16 win over North Texas, with a long of 45 yards . . . caught one pass for four yards as offense rushed for 278 yards and gained 478 yards total offense in 29-20 win over Illinois . . . rushed 10 times for 79 yards and one touchdown in 40-10 win at Northwestern, scoring on a 13-yard run . . . also collected three receptions for 43 yards . . . caught two passes for 24 yards and had one rushing attempt for two yards in 31-15 win over Maryland. . . only rushing attempt was a two-yard touchdown . . . rushed twice for two yards and one reception for eight yards in 35-27 win at Indiana . . . recorded one reception for 12 yards in 40-35 win over Minnesota . . . recorded one pass reception for eight yards in 40-20 win over Purdue. . . had four rushing attempts for 24 yards and two receptions for one yard in 16-13 loss to Michigan State . . . had career-best four receptions for 41 yards in 45-16 Rose Bowl loss to Stanford, along with one rushing attempt for three yards.

**2014** -- Played in six games, but had no statistics.

**2013** -- Redshirted.

**High school honors** -- Selected to compete in Illinois vs. Missouri all-star game . . . third team all-state as a senior . . . first team all-conference and conference Athlete of the Year as a junior and senior . . . **Career** -- Played wide receiver, defensive back, quarterback and running back . . . helped prep team advance to state playoffs as a senior . . . totaled 712 rushing yards, 468 passing yards and 205 yards on KO returns while scoring 14 touchdowns as a senior . . . scored 17 touchdowns as a junior, with 518 rushing yards, 277 receiving yards and 302 yards on KO returns . . . collected 39 tackles, two interceptions and one fumble recovery as a junior . . . as a sophomore had 17 receptions for 338 yards, while collecting 31 tackles on defense . . . football team captain as a junior and senior . . . also competed on varsity teams in basketball, baseball and track as sophomore, junior and senior.

**Personal** -- Born 8/18/95 . . . open major . . . father is Derrick Mitchell, Sr. . . member of Honor Roll all four years as a prep . . . one of three players from St. Louis on the Iowa roster . . . high school coach was Reginald Ferguson.

#### Career Rushing Bests

Attempts: \_\_\_\_\_ 10 at Northwestern, 10/17/15  
 Yards: \_\_\_\_\_ 79 at Northwestern, 10/17/15  
 Touchdowns: \_\_\_\_\_ 1, twice, last vs. Maryland, 10/31/15  
 Long: \_\_\_\_\_ 45 vs. North Texas, 9/26/15

#### Career Receiving Bests

Catches: \_\_\_\_\_ 4 vs. Stanford, 1/01/16  
 Yards: \_\_\_\_\_ 43 at Northwestern, 10/17/15  
 Long: \_\_\_\_\_ 23 at Northwestern, 10/17/15

#### 2015 Game-by-Game Stats

Rushing	No.	Yds.	TD	Lng	Receiving	No.	Yds.	TD	Lng
Ill State	INJ				Ill State	INJ			
at IA State	DNP				at IA State	DNP			
Pitt	0	0	0	---	Pitt	0	0	0	---
North TX	7	52	0	45	North TX	0	0	0	---
at Wisconsin	INJ				at Wisconsin	INJ			
Illinois	0	0	0	---	Illinois	1	4	0	4
at N'western	10	79	1	24	at N'western	3	43	0	23
Maryland	1	2	1	2	Maryland	2	24	0	19
at Indiana	2	2	0	4	at Indiana	1	8	0	8
Minnesota	0	0	0	---	Minnesota	1	12	0	12
Purdue	0	0	0	---	Purdue	1	8	0	8
at Nebraska	0	0	0	---	at Nebraska	0	0	0	---
MSU (n)	4	24	0	14	MSU (n)	2	1	0	1
Stanford (n)	1	3	0	3	Stanford (n)	4	41	0	21
<b>Totals</b>	<b>25</b>	<b>162</b>	<b>2</b>	<b>45</b>	<b>Totals</b>	<b>15</b>	<b>141</b>	<b>0</b>	<b>23</b>



**Career Statistics**

Rushing	No.	Yds.	Avg.	TD	Lng
Freshman	0	0	---	0	---
Sophomore	25	162	6.5	2	45
<b>Career</b>	<b>25</b>	<b>162</b>	<b>6.5</b>	<b>2</b>	<b>45</b>

Receiving	No.	Yds.	Avg.	TD	Lng
Freshman	0	0	---	0	---
Sophomore	15	141	9.4	0	23
<b>Career</b>	<b>15</b>	<b>141</b>	<b>9.4</b>	<b>0</b>	<b>23</b>

**52 - \*\*Boone Myers****Offensive Line****6-5, 305, Junior****Webster City, Iowa (Webster City HS)**

**Hawk Item** -- Put on scholarship prior to start of 2014 season after joining program as a walk-on ... one of seven juniors named to 2016 Leadership Group.

**2016** -- Listed as first team left guard following spring practice.

**2015** -- Started 10 games at left tackle and saw action in 11 games, missing three games due to injury.

**2014** -- Played in four games at left tackle.

**2013 Honors** -- Team Leader Award, offense ... **2013** -- Redshirted after joining program as a walk-on.

**High school honors** -- Earned third team all-state honors as a senior ... first team all-conference for three straight seasons ... **Career** -- Three-year letterman in football as tight end and defensive end ... selected to compete in 2013 Iowa Shrine Bowl, where he was named Defensive MVP for the North squad ... helped prep team post 21-10 record over three seasons ... team captain as a senior ... also earned four letters in track, competing in field events, and three in basketball ... named first team all-conference in basketball as a senior.

**Personal** -- Born 12/11/94 ... environmental science major ... parents are Maechelle and Eric Myers ... high school coach was Bob Howard.

**21 - Ronald Nash****Wide Receiver****6-2, 210, Sophomore****Sioux City, Iowa (East HS)****Iowa Western CC**

**2016** -- Not listed on depth chart following spring practice.

**2015** -- Redshirted.

**Junior College** -- Played one season at Iowa Western CC ... recorded 32 receptions for 373 yards and three touchdowns ... junior college coach was Mike Strohmeier.

**High school honors** -- Earned first-team all-state honors as a senior ... named first-team all-conference as a junior and senior ... **Career** -- Four-year letterman as wide receiver, defensive back and return specialist ... team captain as a senior ... tied state record for receptions in a game (21) ... helped prep team reach state playoffs three straight seasons ... collected 76 receptions for 843 yards and eight touchdowns as a senior, with one kick return touchdown ... had 70 receptions for 650 yards and three touchdowns as a junior ... had 48 receptions for 500 yards as a sophomore.

**Personal** -- Born 4/11/96 ... occupational therapy major ... parents are Johnny Nash and the late Jody Nash ... member of National Honor Society and Spanish Honor Society as a prep ... high school coach was Bob Goodvin.

**98 - Anthony Nelson****Defensive End****6-7, 250, Redshirt Freshman****Urbandale, Iowa (Waukee HS)**


**2016** -- Listed as second team defensive end following spring practice.

**2015** -- Redshirted.

**High school honors** -- Named to *Des Moines Register* Elite all-state team as a senior and first-team all-state

by Iowa Newspaper Association ... Class 4A Western Iowa Defensive Player of the Year as a senior and named to Elite Western Iowa team ... first team all-district as a senior ... **Career** -- Two-year starter at defensive end ... team captain as a senior ... recorded 33 solo tackles and 18 assists, with 21.5 tackles for loss and 7.5 sacks as a senior, with five forced/recovered fumbles and 12 pass break-ups ... recorded 29 solo tackles and 12 assists as a junior, with 7.5 tackles for loss, five sacks, five forced fumbles, four recovered fumbles, and 12 pass break-ups ... also member of prep basketball team, serving as team captain ... earned first-team all-conference honors as a junior ... averaged 14.1 points and 9.3 rebounds per game as a junior, as team posted 18-5 record while winning district and conference titles.

**Personal** -- Born 3/04/97 ... open major ... parents are Christy and Jeff Nelson ... father, Jeff, played at Iowa ... earned academic all-district honors as a junior and senior ... recorded over 100 hours of community service as part of Silver Cord organization ... attended same high school as OL Ross Reynolds ... high school coach was Scott Carlson.

**96 - \*Matt Nelson****Defensive End****6-8, 282, Sophomore****Cedar Rapids, Iowa (Xavier HS)**

**2016** -- Listed as first team defensive end following spring practice.

**2015 Honors** -- Academic All-Big Ten ... **2015** -- Saw action in 13 games, recording 14 tackles, with 1.5 tackles for loss, one QB sack and one forced and one recovered fumble ... recorded one solo tackle and one assist 31-14 win over Illinois State ... collected two solo tackles in 62-16 win over North Texas ... recorded one assisted tackle in 10-6 win at Wisconsin ... recorded one assisted tackle in 40-35 win over Minnesota ... had career-best five tackles in 40-20 win over Purdue, including four solo stops and one assist, with a caused and recovered fumble ... recorded one solo tackle in 16-13 loss to Michigan State ... recorded one solo stop and one assist in 45-16 Rose Bowl loss to Stanford, including first career QB sack and 1.5 tackles for loss.

**2014** -- Redshirted.

**High school honors** -- Named to Elite All-State team as a senior and first team all-state as a junior ... first team all-conference as a senior and second team all-conference as a junior ... selected for Iowa Shrine Bowl ... **Career** -- Two-year letterman as defensive end and tight end ... helped prep team post two-year record of 25-2 while reaching Class 4-A state title game in consecutive years ... recorded 43 tackles as a senior, with 13 tackles for loss and nine sacks ... collected 47 tackles as a junior, with 19 tackles for loss and 11 sacks ... recorded 13 receptions for 146 yards and four touchdowns as a senior, with 14 receptions for 162 yards and eight scores as a junior ... team captain as a senior ... three-year basketball letterman.

**Personal** -- Born 12/19/95 ... biology major ... mother is Julie Palmer and father is Jay Nelson ... Academic All-State ... four-year member of prep Honor Roll ... one of two players on the Iowa roster from Cedar Rapids ... high school coach was Duane Schulte.

**Career Bests**

Tackles: \_\_\_\_\_ 5 vs. Purdue, 11/21/15  
 Solos: \_\_\_\_\_ 4 vs. Purdue, 11/21/15  
 Assists: \_\_\_\_\_ 1, four times, last vs. Purdue, 11/21/15  
 Tackles for Loss: \_\_\_\_\_ 1.5 vs. Stanford, 1/01/16  
 QB Sacks: \_\_\_\_\_ 1 vs. Stanford, 1/01/16  
 Caused Fumble: \_\_\_\_\_ 1 vs. Purdue, 11/21/15  
 Recovered Fumble: \_\_\_\_\_ 1 vs. Purdue, 11/21/15

**Game-By-Game Defensive Stats**

2015	Solo-Ast.	2015	Solo-Ast.
Ill State	1-1	at Indiana	0-0
at IA State	0-0	Minnesota	0-1
Pitt	DNP	Purdue	4-1
North TX	2-0	at Nebraska	0-0
at Wisconsin	0-1	MSU (n)	1-0
Illinois	0-0	Stanford (n)	1-1
at N'western	0-0	<b>Totals</b>	<b>9-5</b>
Maryland	0-0		

**Career Statistics**

Defense \_\_\_\_ Solo \_\_\_\_ Ast. \_\_\_\_ Total \_\_\_\_ T/Loss \_\_\_\_ Sacks \_\_\_\_ PBU \_\_\_\_ BLK \_\_\_\_ FF \_\_\_\_ RF \_\_\_\_  
 Freshman \_\_\_\_ 9 \_\_\_\_ 5 \_\_\_\_ 14 \_\_\_\_ 1.5/4 \_\_\_\_ 1/2 \_\_\_\_ 0 \_\_\_\_ 0-0 \_\_\_\_ 1 \_\_\_\_ 1



**57 - - Jake Newborg**  
**Offensive Line**  
**6-3, 290, Redshirt Freshman**  
**Inwood, Iowa (West Lyon HS)**

**2016** - - Not listed on depth chart following spring practice.

**2015** - - Redshirted.

**High school honors** - - Named to *Des Moines Register* Elite All-State team on offense as a senior ... named

Class 1-A first-team all-state on defense as a junior and senior ... earned third-team all-state honors as a sophomore ... named District Defensive Most Valuable Player as a senior ... first-team all-district for three-straight years ... selected to compete in Iowa Shrine Bowl ... **Career** - - Four-year letterman as offensive and defensive lineman ... helped prep team advance to state playoffs four-straight years ... team won state title in 2013 and returned to championship game in 2014 while posting four-year record of 44-8 ... team captain as a senior ... on offense, helped team rush for over 4,600 yards as a junior and senior ... on defense, recorded 36 tackles as a senior, including 10 sacks and one fumble recovery ... collected 25 solo tackles and nine sacks as a junior, with one fumble recovery ... collected 57 tackles as a sophomore, with one pass interception ... also four-year track letterman, placing third in the state in discus as a junior ... three-year letterman in basketball and lettered one season in golf.

**Personal** - - Born 11/19/96 ... education/business major ... parents are Emma and Mike Newborg ... high school coach was Jay Rozeboom.



**44 - - \*\*Ben Niemann^ (KNEE-mun)**  
**Linebacker**  
**6-3, 230, Junior**  
**Sycamore, Illinois (Sycamore HS)**

**Hawk Item** - - Tied for sixth in the Big Ten with one blocked punt in 2014 ... one of three true freshmen to see action in 2014 ... one of seven juniors named to 2016 Leadership Group.

**2016** - - Listed as first team outside linebacker following spring practice ... missed spring drills due to injury.

**2015 Honors** - - Honorable mention All-Big Ten by league coaches ... **2015** - - Started all 14 games at outside linebacker ... recorded 45 tackles, including 4.5 tackles for loss, four QB sacks and two pass break-ups ... recorded three total tackles, including two solo tackles and one assist, along with 2.5 tackles for loss and one QB sack in 31-14 win over Illinois State ... recorded four tackles, including two solo tackles and two assists in 31-17 win at Iowa State, including two tackles for loss and a QB sack ... recorded three tackles in 27-24 win over Pitt, including one solo stop and two assists ... recorded one solo tackle, one assist and one pass break-up in 62-16 win over North Texas ... recorded career-high seven tackles in 10-6 win at Wisconsin, including two solo stops and five assists ... recorded 1.5 tackles for loss, including one QB sack ... recorded one solo tackle and two assists in 29-20 win over Illinois, along with one QB pressure ... recorded two solo tackles, two assists and a QB pressure in 40-10 win at Northwestern ... recorded one solo tackle and four assists in 31-15 win over Maryland ... recorded career-best three solo tackles and one assist in 35-27 win at Indiana, with one QB sack and a pass break-up ... recorded two solo tackles and two assists in 40-35 win over Minnesota ... collected one solo tackle and one QB pressure in 40-20 win over Purdue ... recorded one solo tackle before leaving the game in the first quarter due to injury in 28-20 win at Nebraska ... recorded two solo tackles and one assist in 16-13 loss to Michigan State ... started at outside linebacker ... recorded one solo tackle early in 45-16 Rose Bowl loss to Stanford before missing majority of the contest due to injury.

**2014** - - Played in all 13 games, recording five solo tackles and two assists, along with a blocked punt and return for a touchdown ... recorded one solo tackle in 31-23 win over Northern Iowa ... recorded one solo tackle in 38-31 loss at Maryland ... recorded one assisted tackle in 48-7 win over Northwestern, while also recording a blocked punt and returning the ball for first career touchdown ... recorded one solo tackle for two-yard loss in 51-14 loss at Minnesota in 51-14 loss at Minnesota ... recorded three tackles in TaxSlayer Bowl loss to Tennessee, including two solo tackles and one assist, including a shared tackle for loss.

**High school honors** - - Earned first team all-state, all-conference and all-area honors as a senior ... named team and conference Most Valuable Player and MVP of all-area team ... first team all-state, all-conference and all-area as a junior ... first team all-conference and all-area as a sophomore ... **Career** - - Earned three letters as wide receiver and strong safety ... helped prep team reach second round of playoffs as a sophomore and junior ... team won conference title and advanced to state semi-finals as a senior with a 12-1 record ... recorded 78 tackles as a senior ... also had 45 receptions for 1,050 yards 15 touchdowns, along with two punt return touchdowns ... 60 tackles and three interceptions as a junior, with 53 receptions for 884 yards and 13 touchdowns ... as a sophomore recorded 51 receptions for 734 yards and seven touchdowns ... team captain as a junior and senior ... two-year letterman in basketball, earning all-conference honors.

**Personal** - - Born 7/27/95 in Des Moines, Iowa ... education major ... parents are Lou Ann and Jay Niemann ... father Jay is an assistant football coach at Rutgers ... member of prep Honor Roll ... brother of LB Nick Niemann ... one of five sets of brothers on the Iowa roster ... high school coach was Joe Ryan.

**Career Bests**

Tackles: \_\_\_\_\_ 7 at Wisconsin, 10/03/15  
 Solos: \_\_\_\_\_ 3 at Indiana, 11/07/15  
 Assists: \_\_\_\_\_ 5 at Wisconsin, 10/03/15  
 Tackle for Loss: \_\_\_\_\_ 2.5 vs. Illinois State, 9/05/15  
 QB Sacks: \_\_\_\_\_ 1, four times, last at Indiana, 11/07/15  
 Pass Break-Up: \_\_\_\_\_ 1, twice, last at Indiana, 11/07/15  
 Blocked Punt \_\_\_\_\_ 1 vs. Northwestern, 11/01/14  
 Touchdown: \_\_\_\_\_ 1 vs. Northwestern, 11/01/14

**Game-By-Game Defensive Stats**

2014	Solo-Ast.	2015	Solo-Ast.
N. Iowa	1-0	IllState	2-1
Ball State	0-0	at IASate	2-2
IA State	0-0	Pitt	1-2
at Pitt	0-0	North TX	1-1
at Purdue	0-0	at Wisconsin	2-5
Indiana	0-0	Illinois	1-2
at Maryland	1-0	at N'western	2-2
N'western	0-1	Maryland	1-4
at Minn.	1-0	at Indiana	3-1
at Illinois	0-0	Minnesota	2-2
Wisconsin	0-0	Purdue	1-0
Nebraska	0-0	at Nebraska	1-0
Tennessee (n)	2-1	MSU (n)	2-1
<b>Totals</b>	<b>5-2</b>	Stanford (n)	1-0
		<b>Totals</b>	<b>22-23</b>

**Career Statistics**

Defense	Solo	Ast.	Total	T/Loss	Sacks	QBH	PBU	BLK	FF	RF
Freshman	5	2	7	1.5/3	0/0	0	0	1-17-1	0	0
Sophomore	22	23	45	6.5/22	4/16	3	2	0-0-0	0	0
<b>Career</b>	<b>27</b>	<b>25</b>	<b>52</b>	<b>8/25</b>	<b>4/16</b>	<b>3</b>	<b>2</b>	<b>1-17-1</b>	<b>0</b>	<b>0</b>

**6 - - Emmanuel Ogwo (OUG-woo)**

**Wide Receiver**  
**6-0, 177, Redshirt Freshman**  
**Mesquite, Texas (Horn HS)**


**2016** - - Not listed on depth chart following spring practice.

**2015** - - Redshirted.

**High school honors** - - Named to Top 100 by *Dallas Morning News* . . . named all-district as a senior .

. . . **Career** - - Two-year letterman at wide receiver, as he did not compete in football as a junior while concentrating on track . . . recorded 35 receptions for 501 yards and four touchdowns as a senior, with four rushing attempts for 42 yards . . . as return specialist had eight kickoff returns for 240 yards . . . participated in sprint events for prep track team . . . placed fourth in Class 6A UIL State Track meet in the 400-meter dash as a junior . . . member of 400, 800 and 1,600-meter relay teams that qualified for area competition as a junior . . . was Junior Olympic USATF national 400-meter champion in 2012.

**Personal** - - Born 12/13/96 . . . business management major . . . parents are Debra and Emmanuel Ogwo . . . high school coach was Mike Overton.

**11 - - Michael Ojemudia**

**(oh-jay-MOO-dee-uh)**

**Defensive Back**

**6-2, 190, Redshirt Freshman**

**Farmington Hills, Michigan (Harrison HS)**

**2016** - - Listed as second team left cornerback following spring practice.

**2015** - - Redshirted.

**High school honors** - - Named to All-County Dream Team as a senior . . . selected to participate in Border Classic (Michigan vs. Ohio) for Team Michigan . . . **Career** - - Four-year letterman as linebacker and tight end . . . team captain as a senior . . . helped prep team reach state regionals as a junior and semifinals as a senior, posting two-year record of 20-5 . . . led team with 105 tackles as a senior, along with three interceptions . . . recorded 80 tackles as a junior while forcing eight fumbles . . . also lettered in track, competing in hurdle events and earning all-state honors in 110-meter hurdles.

**Personal** - - Born 9/12/97 . . . mechanical engineering major . . . parents are Bose and Dennis Ojemudia . . . member of prep Honor Roll . . . high school coach was John Herrington.

**10 - - \*Jonathan Parker**

**Wide Receiver**

**5-8, 188, Junior**

**St. Louis, Missouri (Christian Brothers HS)**

**Hawk Item** - - Ranked eighth in the Big Ten in KO return average (22.1) in 2014 . . . moved from running back to wide receiver prior to 2015 spring practice.

**2016** - - Listed as second team wide receiver following spring practice.

**2015** - - Saw action in six games . . . rushed once for -12 yards in 31-17 win at Iowa State . . . rushed once for two yards in 40-20 win over Purdue . . . recorded one KO return for 24 yards in 28-20 win at Nebraska, . . . saw action in wins over Illinois State (31-14), North Texas (62-16) and at Northwestern (40-10), but had no statistics.

**2014 Honors** - - First team Freshman All-Big Ten by BTN.com as kick returner, and honorable mention as running back . . . **2014** - - Saw action in all 13 games . . . led team in KO returns with 24 returns for 531 yards (22.1 avg.) . . . rushed 16 times for 141 yards and had three receptions for 42 yards . . . saw first career action in 31-23 win over Northern Iowa as offense gained 401 yards total offense, gaining 21 yards on one rushing attempt . . . rushed once for three yards in 17-13 win over Ball State, along with two KO returns for 41 yards . . . had one KO return for 27 yards in 20-17 loss to Iowa State. . . recorded one KO return for 22 yards in 24-20 win at Pittsburgh . . . had two receptions for 43 yards, one rushing attempt for four yards and one KO return for 47 yards in 24-10 win at Purdue . . . rushed three times for 58 yards, gained 33 yards on one KO return and had one reception in 45-29 win over Indiana . . . scored first career touchdown on 60-yard run in the first quarter . . . rushed twice for eight yards and had a 46-yard KO return that led to an Iowa touchdown drive in 38-31 loss at Maryland . . . returned opening kick in 48-7 win over Northwestern 54 yards to set up first touchdown of the game . . . injured on opening return and had no further statistics . . . posted five KO returns for 67 yards, with a long of 23 yards, along with one rushing attempt for eight yards in loss at Minnesota . . . rushed three times for 34 yards with a long of 20 yards in 30-14 win at Illinois, while also having one KO return for 11 yards . . . had one rushing attempt for four yards and five KO returns, with a long of 28 yards, in 37-34 overtime loss to Nebraska . . . had four KO returns for 56 yards and one rush for one yard in TaxSlayer loss to Tennessee.

**2013** - - Redshirted.

**High school honors** - - Second team all-conference, all-metro and all-state as a senior . . . second team all-conference as a junior . . . Named Special Teams Player of the Year as sophomore and senior . . . **Career** - - Played running back, wide receiver and linebacker, as well as returning kicks . . . helped prep team



reach state playoffs for three seasons, posting a 24-2 record his final two years . . . team posted undefeated record in conference play for three straight seasons . . . rushed 162 times for 1,111 yards and 18 touchdowns as a senior, along with 16 receptions for 213 yards and one score . . . rushed 125 times for 982 yards and 10 touchdowns as a junior, with 10 receptions for 264 yards and two touchdowns . . . as a sophomore had 83 rushing attempts for 600 yards and eight touchdowns, with two receptions for 35 yards . . . career KO return totals include 18 returns for 555 yards (30.8 average) and two touchdowns . . . team captain as a senior . . . also competed in basketball and track.

**Personal** -- Born 3/01/95 . . . business major . . . mother is Shirley Wilson . . . one of three players from St. Louis on the Iowa roster . . . high school coach was Scott Pingel.

### Career Rushing Bests

Attempts: \_\_\_\_\_ 3, twice, last at Illinois, 11/15/14  
Yards: \_\_\_\_\_ 58 vs. Indiana, 10/11/14  
Touchdowns: \_\_\_\_\_ 1 vs. Indiana, 10/11/14  
Long: \_\_\_\_\_ 60 vs. Indiana, 10/11/14

### Career Receiving Bests

Catches: \_\_\_\_\_ 2 at Purdue, 9/27/14  
Yards: \_\_\_\_\_ 43 at Purdue, 9/27/14  
Long: \_\_\_\_\_ 34 at Purdue, 9/27/14

### Career KO Return Bests

Number: \_\_\_\_\_ 5, twice, last vs. Nebraska, 11/28/14  
Yards: \_\_\_\_\_ 105 (5 ret.), vs. Nebraska, 11/28/14  
Long: \_\_\_\_\_ 54 vs. Northwestern, 11/01/14

### 2014 Game-by-Game Stats

Rushing	No.	Yds.	TD	Lng
UNI	1	21	0	21
Ball State	1	3	0	3
IA State	0	0	0	---
at Pitt	0	0	0	---
at Purdue	1	4	0	4
Indiana	3	58	1	60
at Maryland	2	8	0	13
N'western	0	0	0	---
at Minn.	1	8	0	8
at Illinois	3	34	0	20
Wisconsin	0	0	0	---
Nebraska	1	4	0	4
Tennessee (n)	1	1	0	1
<b>Totals</b>	<b>16</b>	<b>141</b>	<b>1</b>	<b>60</b>

Receiving	No.	Yds.	TD	Lng
UNI	0	0	0	---
Ball State	0	0	0	---
IA State	0	0	0	---
at Pitt	0	0	0	---
at Purdue	2	43	0	34
Indiana	1	(-1)	0	---
at Maryland	0	0	0	---
N'western	0	0	0	---
at Minn.	0	0	0	---
at Illinois	0	0	0	---
Wisconsin	0	0	0	---
Nebraska	0	0	0	---
Tennessee (n)	0	0	0	---
<b>Totals</b>	<b>3</b>	<b>42</b>	<b>0</b>	<b>34</b>

KO Returns	No.	Yds.	TD	Lng
UNI	1	22	0	22
Ball State	2	41	0	24
IA State	1	27	0	27
at Pitt	1	22	0	22
at Purdue	1	47	0	47
Indiana	1	33	0	33
at Maryland	1	46	0	46

KO Returns	No.	Yds.	TD	Lng
N'western	1	54	0	54
at Minn.	5	67	0	23
at Illinois	1	11	0	11
Wisconsin	0	0	0	---
Nebraska	5	105	0	28
Tennessee (n)	4	56	0	19
<b>Totals</b>	<b>24</b>	<b>531</b>	<b>22.1</b>	<b>54</b>

### 2015 Game-by-Game Stats

Receiving	No.	Yds.	TD	Lng
Ill State	0	0	0	---
at IA State	0	0	0	---
Pitt	DNP			
North TX	0	0	0	---
at Wisconsin	DNP			
Illinois	DNP			
at N'western	0	0	0	---
Maryland	DNP			
at Indiana	DNP			
Minnesota	DNP			
Purdue	0	0	0	---
at Nebraska	0	0	0	---
MSU (n)	DNP			
Stanford (n)	DNP			
<b>Totals</b>	<b>0</b>	<b>0</b>	<b>0</b>	<b>---</b>

Rushing	No.	Yds.	TD	Lng
Ill State	0	0	0	---
at IA State	1	-12	0	---
Pitt	DNP			
North TX	0	0	0	---
at Wisconsin	DNP			
Illinois	DNP			
at N'western	0	0	0	---
Maryland	DNP			
at Indiana	DNP			
Minnesota	DNP			
Purdue	1	2	0	2
at Nebraska	0	0	0	---
MSU (n)	DNP			
Stanford (n)	DNP			
<b>Totals</b>	<b>2</b>	<b>-10</b>	<b>0</b>	<b>---</b>

KO Returns	No.	Yds.	TD	Lng
Ill State	0	0	0	---
at IA State	0	0	0	---
Pitt	DNP			
North TX	0	0	0	---
at Wisconsin	DNP			
Illinois	DNP			
at N'western	0	0	0	---
Maryland	DNP			


KO Returns	No.	Yds.	TD	Lng
at Indiana	DNP			
Minnesota	DNP			
Purdue	0	0	0	---
at Nebraska	1	24	0	24
MSU (n)	DNP			
Stanford (n)	DNP			
<b>Totals</b>	<b>1</b>	<b>24</b>	<b>0</b>	<b>24</b>

### Career Statistics

Rushing	No.	Yds.	Avg.	TD	Lng
Freshman	16	141	8.8	1	60
Sophomore	2	-10	---	0	---
<b>Career</b>	<b>18</b>	<b>131</b>	<b>7.3</b>	<b>1</b>	<b>60</b>

Receiving	No.	Yds.	Avg.	TD	Lng
Freshman	3	42	14.0	0	34
Sophomore	0	0	---	0	---
<b>Career</b>	<b>3</b>	<b>42</b>	<b>14.0</b>	<b>0</b>	<b>34</b>

KO Returns	No.	Yds.	Avg.	TD	Lng
Freshman	24	531	22.1	0	54
Sophomore	1	24	24.0	0	24
<b>Career</b>	<b>25</b>	<b>555</b>	<b>22.3</b>	<b>0</b>	<b>54</b>



## 68 -- Landan Paulsen

### Offensive Line

**6-5, 305, Redshirt Freshman**

**Moville, Iowa (Woodbury Central HS)**


**2016** -- Not listed on depth chart following spring practice.

**2015** -- Redshirted.

### High school honors

-- Named to *Des Moines Register* Elite All-State team as an offensive lineman as a senior . . . named Class A first-team all-state as a senior by *Des Moines Register* and Iowa Newspaper Association . . . All-Northwest Iowa and all-district first team as a senior, along with being named district offensive MVP . . . selected to compete in Iowa Shrine Bowl following senior season and nominee for U.S. Army All-American Bowl . . . as a junior, was second-team all-state by *Des Moines Register*, first-team all-district and third-team all-Northwest Iowa . . . first-team all-district and fourth-team All-Northwest Iowa as a sophomore . . . **Career** -- Four-year letterman as offensive guard and defensive tackle . . . team captain for final three prep seasons . . . helped prep team reach playoffs as a freshman, sophomore and senior, with 10-2 record in final prep season as team reached state quarterfinals . . . recorded 49 tackles as a senior, with 17 tackles for loss, three sacks, and two fumble recoveries . . . recorded 35 tackles as a junior . . . collected 52 tackles as a sophomore, with five tackles for loss, one sack, and one fumble recovery . . . as a freshman recorded 14 tackles, including two tackles for loss and one sack, along with one blocked punt . . . also lettered in wrestling (4), track (3), and baseball (2) . . . placed second at the Class 1A state wrestling tournament as a junior.

**Personal** -- Born 10/10/96 . . . health and human physiology major . . . parents are Michelle and Dan Paulsen . . . member of National Honor Society . . . earned first-team academic all-state recognition as a junior and all-district honors as a senior . . . member of high Honor Roll . . . twin brother Levi is also an offensive lineman for Iowa football team . . . one of five sets of brothers on the Iowa roster . . . high school coach was Kelly Manker.



**66 - Levi Paulsen**  
Offensive Line  
6-5, 305, Redshirt Freshman  
Mouville, Iowa (Woodbury Central HS)

**2016** -- Not listed on depth chart following spring practice.

**2015** -- Redshirted.

**High school honors** -- Named to *Des Moines Register* Elite All-State team as a defensive lineman as a senior . . . named Class A first-team all-state as a senior by *Des Moines Register* and Iowa Newspaper Association . . . All-Northwest Iowa and all-district first team as a senior, along with being named district defensive MVP . . . selected to compete in Iowa Shrine Bowl following senior season and nominee for U.S. Army All-American Bowl . . . as a junior, was second-team all-state by *Des Moines Register*, first-team all-district and second-team All-Northwest Iowa . . . first-team all-state as a sophomore by *Des Moines Register* and first-team all-district . . . also third-team all-state by Iowa Newspaper Association and third-team All-Northwest Iowa . . . **Career** -- Four-year letterman as offensive tackle and defensive end . . . team captain for final three prep seasons . . . helped prep team reach playoffs as a freshman, sophomore, and senior, with 10-2 record in final prep season as team reached state quarterfinals . . . recorded 56 tackles as a senior, with 28 tackles for loss, two sacks, two fumble recoveries, and one touchdown . . . recorded 30 tackles as a junior, with one sack . . . collected 52 tackles as a sophomore, with five tackles for loss and two fumble recoveries . . . as a freshman recorded 35 tackles, including four tackles for loss and one sack . . . also lettered in wrestling (4), track (3) and baseball . . . posted an undefeated regular season on the mat as a junior and won state Class 1A heavyweight title as a senior.

**Personal** -- Born 10/10/96 . . . engineering major . . . parents are Michelle and Dan Paulsen . . . member of National Honor Society and earned academic all-district recognition . . . member of high Honor Roll . . . twin brother Landan is also an offensive lineman for Iowa football team . . . one of five sets of brothers on the Iowa roster . . . high school coach was Kelly Manker.



**86 - Peter Pekar (PEA-kar)**  
Tight End  
6-4, 250, Junior  
Greendale, Wisconsin (Greendale HS)

**2016** -- Listed as co-second team tight end following spring practice.

**2015** -- Saw first action of career in 62-16 win over North Texas, but had no statistics as offense gained 488 yards total offense.

**2014** -- Did not see any game action.

**2013** -- Redshirted after joining program as a walk-on.

**High school honors** -- Earned first team all-state honors as a senior . . . first team all-conference and all-suburban on both offense and defense as a junior and senior . . . first team all-conference on defense as a sophomore . . . **Career** -- Helped prep team post three-year record of 27-6 while reaching state playoffs three straight years . . . team captain as a senior . . . recorded 650 receiving yards and six touchdowns as a senior, along with 98 tackles and three interceptions on defense . . . as a junior totaled 750 receiving yards and five touchdowns, while recording 104 tackles on defense . . . collected 55 tackles on defense as a sophomore, with four interceptions and one touchdown . . . three-year football letterman as tight end and linebacker . . . also two-year letterman in basketball.

**Personal** -- Born 11/08/94 . . . business major . . . parents are Lisa and James Pekar . . . member of high Honor Roll throughout prep career . . . his father, James, also played football at Iowa (1980-81) . . . high school coach was Rob Stoltz.



**6 - Josh Proehl**  
Kicker  
5-9, 180, Redshirt Freshman  
Solon, Iowa (Solon HS)

**Hawk-Item** -- Joined program as a walk-on for spring semester, 2016.

**2016** -- Not listed on depth chart following spring practice.

**High school honors** -- Honorable mention all-conference as a junior and senior . . . named first-team all-conference as a junior and senior . . . **Career** -- Two-year letterman as kicker, while also earning three letters in soccer . . . helped prep team reach state playoffs as a junior and senior as team posted two-year record of 17-5 . . . connected on 3-of-4 field goals and 40-44 PAT attempts as a senior . . . connected on 5-6 field goals and all 41 PAT attempts as a junior.

**Personal** -- Born 5/16/95 . . . sports management major . . . mother is Susan Chapman . . . attended same high school as OL Dalton Ferguson . . . high school coach was Kevin Miller.



**7 - Colten Rastetter (RASS-tet-ir)**  
Punter  
6-2, 205, Redshirt Freshman  
Guttenberg, Iowa (Clayton Ridge HS)

**2016** -- Listed as first team punter following spring practice.

**2015** -- Redshirted after joining the program as a walk-on.

**High school honors** -- Earned first-team all-state and all-district honors as punter and wide receiver as a senior . . . earned first-team all-district honors as a wide receiver and was district MVP as punter as a junior . . . second-team all-state punter and district MVP as a sophomore . . . team MVP as a senior . . . **Career** -- Four-year letterman as punter, wide receiver and linebacker . . . team captain as a junior and senior . . . set school records for touchbacks in a game and punting average for a season . . . helped team advance to state playoffs as a sophomore and junior . . . three-year career punting average of 40.2 yards, with a long of 69 yards . . . scored 143 career points, including five field goals, with a long of 39 yards . . . also lettered in basketball, baseball and track.

**Personal** -- Born 2/10/97 . . . sports management major . . . parents are Julie and Thor Rastetter . . . member of National Honor Society . . . earned academic all-state recognition four straight years . . . high school coaches were Nick Brewer and Chad Harbaugh.



**91 - Miguel Recinos (muh-GEL ray-SEE-nos)**  
Kicker  
6-1, 190, Sophomore  
Mason City, Iowa (Mason City HS)

**2016** -- Listed as first team kicker and second team punter following spring practice.

**2015** -- Saw first action of career in 62-16 win over North Texas . . . was 2-2 on PAT attempts vs. North Texas, and averaged 61.5 yards on two kickoffs, with no touchbacks.

**2014** -- Redshirted after joining the team as a walk-on.

**High school honors** -- Earned all-state honors as a senior . . . **Career** -- Connected on 10-16 field goal attempts as a senior, with a long of 58 yards . . . also made 18-20 PAT attempts . . . had 34 touchbacks and also carried a 43.7 yard punting average.

**Personal** -- Born 8/07/95 ... chemistry major ... parents are Paula and Rene' Recinos ... high school coach was Justin Penner.

#### Career Bests

PATs: \_\_\_\_\_ 2 vs. North Texas, 9/26/15

PAT Attempts: \_\_\_\_\_ 2 vs. North Texas, 9/26/15

#### Career Statistics

**Scoring** \_\_\_\_\_ **FGs** \_\_\_\_\_ **Lng** \_\_\_\_\_ **PATs** \_\_\_\_\_ **Points** \_\_\_\_\_

Freshman \_\_\_\_\_ 0-0 \_\_\_\_\_ --- \_\_\_\_\_ 2-2 \_\_\_\_\_ 2



### 91 - - Brady Reiff (REEF)

#### Defensive Line

**6-3, 250, Redshirt Freshman**

**Parkston, South Dakota (Parkston HS)**

**Hawk Item** -- Joined program for 2015 spring practice.

**2016** -- Not listed on depth chart following spring practice.

**2015** -- Redshirted.

**High school honors** -- Earned first-team all-state honors as a junior and senior ... named to Elite 45 squad as a junior and senior ... **Career** -- Played defensive end, linebacker, tight end and wide receiver during prep career ... team captain as a junior and senior ... helped prep team reach state championship game as a junior ... won state title as a senior, the first ever football state title for Parkston High School ... also competed in wrestling and track ... two-time state wrestling champion at 220 pounds ... state Wrestler of the Year as a sophomore ... qualified for state track meet in open 200, and 4 x 100, 4 x 200 and medley relay units.

**Personal** -- Born 3/25/96 ... open major ... parents are Jo and Tom Reiff ... brother of former Iowa All-American offensive lineman Riley Reiff ... high school coach was Eric Norden.



### 69 - - \*Keegan Render

#### Offensive Line

**6-4, 308, Sophomore**

**Indianola, Iowa (Indianola HS)**

**2016** -- Listed as second team right guard following spring practice.

**2015** -- Saw action in all 14 games on special teams and offense.

**2014** -- Redshirted.

**High school honors** -- Named to Elite All-State first team as a senior and junior ... first team all-state as a senior by Iowa Newspaper Association ... Most Valuable Offensive Lineman four straight years ... first team all-conference three straight years after earning honorable mention as a freshman ... **Career** -- Four-year football letterman as offensive and defensive lineman ... helped prep team reach state playoffs in three of four seasons ... recorded 21 tackles as a senior, with 10 tackles for loss, one sack and one fumble recovery ... 34 tackles as a junior, including 14 tackles for loss and four sacks ... 14 tackles, including two tackles for loss, and one interception as a freshman ... played right tackle on offense four straight seasons ... team captain as a senior ... also earned three letters in track and one in basketball, while also competing for prep baseball team.

**Personal** -- Born 11/23/95 ... open major ... parents are Karen and Terry Render ... earned three academic letters as a prep ... high school coach was Eric Kluver.



### 59 - - Ross Reynolds

#### Offensive Line

**6-4, 300, Sophomore**

**Waukee, Iowa (Waukee HS)**

**2015** -- Saw first action of career in 62-16 win over North Texas as offense gained 488 yards total offense.

**2014** -- Redshirted.

**High school honors** -- Named to elite all-state team as a senior and competed in Iowa Shrine Bowl following senior season ... first team all-state by Iowa Preps and Sports Spotlight ... first team all-district and All-Dallas County ... earned first team all-district and All-Dallas County honors as a junior ... **Career** -- Three-year varsity starter and letterman at left tackle ... team captain as a senior ... helped team post 25-7 record in three seasons ... won district title and reached state quarterfinals as a senior after also reaching the playoffs as sophomore and junior ... also lettered three years in track ... named to Elite All-State track team ... placed second in state in shot put as a senior as team won Class 4-A state track title ... set school record in shot put by nearly three feet and holds third best throw in discus ... district and conference shot put champion and district champion in discus as a senior ... qualified for Drake Relays as a senior in both shot put and discus ... named Waukee HS Thrower of the Year as sophomore and senior ... as a junior placed sixth at state in discus after also qualifying for Drake Relays ... district champion and state qualifier in discus as a sophomore.

**Personal** -- Born 9/14/95 ... business major ... parents are Leslie and John Brightwell ... member of prep Honor Roll last three years ... earned the Waukee Foundation Award ... attended same high school as DE Anthony Nelson ... high school coach was Scott Carlson.



### 36 - - Brady Ross

#### Fullback

**6-1, 240, Redshirt Freshman**

**Humboldt, Iowa (Humboldt HS)**

**Hawk-Item** -- Moved from linebacker to fullback prior to 2016 spring practice.

**2016** -- Listed as second team fullback following spring practice.

**2015 Honors** -- Team Leader Award, defense ...

**2015** -- Redshirted after joining the program as a walk-on.

**High school honors** -- Named first-team all-district and all-state linebacker as a senior by *Des Moines Register* and Iowa Newspaper Association ... selected to compete in Iowa Shrine Bowl ... first-team all-district and all-state by *Des Moines Register* as a junior running back, while earning district offensive MVP honors ... first-team all-state linebacker as a junior by Iowa Newspaper Association ... second team all-state linebacker by *Des Moines Register* as a sophomore ... first-team all-district running back as a sophomore ... earned team "Bad Cat" Award for three straight years ... **Career** -- Three-year letterman as running back and linebacker, helping team post 22-10 record over final three years while advancing to state playoffs each season ... team captain as a senior ... holds school records for most 100-yard rushing games (15), most points scored (302), most touchdowns (46), career rushing attempts (512) and career rushing yards (3,068) ... rushed for 439 yards and nine touchdowns, while collecting 47 tackles on defense, as a senior, missing several games due to injuries ... rushed for 1,248 yards and 17 touchdowns as a junior, while recording 89 tackles (54 solo) ... rushed for 1,381 yards and 18 touchdowns as a sophomore, while recording 105 tackles (72 solo) on defense ... earned Radio Iowa Player of the Week honors as a sophomore after rushing 22 times for 230 yards and collecting 10 tackles in a game ... also earned four letters in basketball and three in track.

**Personal** -- Born 2/20/96 ... business major ... parents are Becky and Todd Ross ... academic all-district as a junior and senior ... four-year member of prep Honor Roll ... high school coach was Greg Thomas.





**3 - Jay Scheel**  
Wide Receiver  
6-1, 195, Sophomore  
Mount Auburn, Iowa (Union HS)


**2016** - - Listed as co-first team wide receiver following spring practice.

**2015** - - Saw action in wins over Illinois State (31-14) and at Northwestern (40-10), but had no statistics.

**2014** - - Redshirted.

**High school honors** - - Earned first team all-state honors as a junior and second team honors as a senior . . . all-district first team as a junior and senior . . . second team all-district as a sophomore . . . **Career** - - Three-year letterman as quarterback and wide receiver . . . helped prep team post 12-2 record as a sophomore while claiming state title . . . holds school record for touchdown passes in a game . . . as a senior completed 106-193 pass attempts for 1,650 yards and 18 touchdowns, while rushing 122 times for 493 yards and seven touchdowns . . . as a junior completed 92-149 attempts for 1,593 yards and 19 touchdowns, while rushing for 1,291 yards and 20 touchdowns on 129 attempts . . . as a sophomore completed 80-141 attempts for 1,334 yards and 12 touchdowns which rushing 75 times for 548 yards and five scores . . . team captain as a senior . . . also lettered in basketball and track . . . earned all-state honors in basketball . . . placed eighth in long jump at state track meet as a freshman.

**Personal** - - Born 5/12/96 . . . biology major . . . parents are Dianne and David Scheel . . . three-year member of prep Honor Roll . . . named to All-Academic team three straight years . . . high school coach was Joe Hadachek.



**15 - Ryan Schmidt**  
Quarterback  
6-5, 230, Redshirt Freshman  
Marion, Iowa (Linn-Mar HS)

**2016** - - Not listed on depth chart following spring practice.

**2015** - - Redshirted after joining the program as a walk-on.

**High school honors** - - Earned second-team all-state honors as a senior . . . named district Offensive Player of the Year and Metro Player of the Year as a senior, while being selected for Iowa Shrine Bowl . . . earned first-team all-conference and all-metro honors as a junior . . . **Career** - - Two-year letterman at quarterback . . . team captain as a senior . . . led team to 9-2 mark in final prep season and into state playoffs . . . set school record for touchdown passes in a game with four (twice) . . . as a senior completed 104-of-184 pass attempts for 1,541 yards and 14 touchdowns, while rushing 149 times for 658 yards and 21 touchdowns . . . as a junior completed 110-of-195 attempts for 1,716 yards and 12 touchdowns, while rushing 107 times for 179 yards and six touchdowns . . . also lettered in basketball (3) and baseball (1).

**Personal** - - Born 10/30/96 . . . business major . . . parents are Allison and Rick Schmidt . . . father Rick was a three-year Iowa football letterman . . . earned Academic Honors with Distinction four straight years . . . high school coach was Bob Forsyth.




**94 - Michael Slater**  
Defensive End  
6-2, 285, Redshirt Freshman  
St. Louis, Missouri (Parkway Central HS)

**2016** - - Not listed on depth chart following spring practice.

**2015** - - Redshirted.

**High school honors** - - Earned first-team all-conference honors at running back as a senior and was second-team all-district . . . third-team all-state linebacker as a junior . . . first-team all-conference all-district linebacker as a junior . . . **Career** - - Four-year letterman as linebacker and running back . . . helped team post four-year record of 43-9 while winning conference and district titles in 2011, 2012, and 2013 . . . prep team reached state semifinals in 2012 and 2013 and reached state championship game in 2013 . . . team captain as a senior . . . recorded 47 tackles as a senior, including 33 solo tackles, along with two tackles for loss and one interception . . . recorded 68 tackles as a junior, including 50 solo tackles, along with two interceptions and one recovered fumble . . . rushed for 811 yards as a senior, scoring 16 touchdowns . . . rushed for 414 yards and nine touchdowns as a junior . . . also lettered in track, throwing shot put and discus.

**Personal** - - Born 12/27/96 . . . sports management major . . . parents are Venessa McNeil and Michael Slater . . . one of three players from St. Louis on the Iowa roster . . . high school coach was Mark Goldenberg.



**9 - \*Jerminic Smith ^**  
(jir-muh-NEEK)  
Wide Receiver  
6-1, 187, Sophomore  
Garland, Texas (South Garland HS)

**Hawk Item** - - One of four true freshmen to see action in 2015 . . . first true freshman under Kirk Ferentz to record over 100 receiving yards in a single game (118 vs. Illinois).

**2016** - - Listed as co-first team wide receiver following spring practice.

**2015** - - Saw action in all 13 games at wide receiver, starting two games . . . caught six passes for 141 yards . . . had four receptions for 118 yards in 29-20 win over Illinois for first career statistics . . . saw action in 31-15 win over Maryland, recording one reception for 14 yards . . . saw action in 35-27 win at Indiana, recording one reception for nine yards as offense rushed for 234 yards and gained 467 yards total offense.

**High school honors** - - Earned first-team all-state honors as a senior . . . was first-team all-conference as a junior and senior after earning second-team honors as a sophomore . . . **Career** - - Three-year letterman as a wide receiver . . . team captain as a senior . . . set school receiving record as a senior with 1,207 yards and 13 touchdowns on 76 receptions . . . recorded 56 catches for 864 yards and 10 touchdowns as a junior . . . totaled 30 receptions for 564 yards and eight touchdowns as a sophomore.

**Personal** - - Born 10/12/96 . . . kinesiology major . . . mother is Anita Smith . . . high school coach was Mark Cox.

#### Career Receiving Bests


Catches: \_\_\_\_\_ 4 vs. Illinois, 10/10/15  
Yards: \_\_\_\_\_ 118 vs. Illinois, 10/10/15  
Long: \_\_\_\_\_ 49 vs. Illinois, 10/10/15

**Game-by-Game Receiving Stats**

2015	No.	Yds.	TD	Lng
Ill State	0	0	0	---
at IA State	0	0	0	---
Pitt	0	0	0	---
North TX	0	0	0	---
at Wisconsin	0	0	0	---
Illinois	4	118	0	49
at N'western	0	0	0	---
Maryland	1	14	0	14
at Indiana	1	9	0	9
Minnesota	0	0	0	---
Purdue	0	0	0	---
at Nebraska	0	0	0	---
MSU (n)	0	0	0	---
Stanford (n)	0	0	0	---
<b>Totals</b>	<b>6</b>	<b>141</b>	<b>0</b>	<b>49</b>

**Career Statistics**

Receiving	No.	Yds.	Avg.	TD	Lng
Freshman	6	141	23.5	0	49



**37 - - \*Brandon Snyder**  
**Defensive Back**  
**6-1, 210, Sophomore**  
**Larchwood, Iowa (West Lyon HS)**

**Hawk Item** - - Named Male Iowa High School Athlete of the Year as a senior by the *Des Moines Register* ... *Sioux City Journal* Athlete of the Year and ABC Channel 9 Athlete of the Year as a senior ... Ed Thomas Award recipient.

**2016** - - Listed as first team free safety following spring practice.

**2015 Honors** - - Team Hustle Award, defense ... Academic All-Big Ten ... **2015** - - Saw action in all 14 games, recording 11 tackles ... saw action in 31-14 win over Illinois State, recording one solo tackle and two assists as defense allowed 35 net rushing yards and 231 yards total offense ... recorded one solo tackle in 31-17 win at Iowa State ... collected one solo tackle and two assists in 29-20 win over Illinois ... recorded three solo tackles and also partially blocked a punt in 40-10 win at Northwestern ... recorded one assisted tackle in 45-16 Rose Bowl loss to Stanford ... saw action in wins over Pitt (27-24), North Texas (62-16), at Wisconsin (10-6), Maryland (31-15), at Indiana (35-27), Minnesota (40-35), Purdue (40-20) and at Nebraska (28-20), and loss to Michigan State (16-13), but had no statistics.

**2014 Honors** - - Team Leader Award, defense ... Team Leader Award, special teams ... **2014** - - Redshirted after joining the team as a walk-on.

**High school honors** - - Named Class A Player of the Year by Iowa Newspaper Association ... first team all-state by Iowa Newspaper Association and *Des Moines Register* as a senior ... first team all-district and district offensive MVP as a senior ... Most Valuable Player of Class A state championship game as a senior after leading team to state title and perfect 14-0 record ... first team all-state by *Des Moines Register* and second team all-state by Iowa Newspaper Association as a junior ... earned all-district honors on defense as a junior, while starting at quarterback, defensive back and placekicker ... all-district special teams MVP as a sophomore ... played defensive back and was kicker as a ninth grader as team won Class A state title ... **Career** - - Starter at quarterback and defensive back, along with placekicking duties, as a senior ... rushed for 878 yards and 13 touchdowns as a senior, while passing for 611 yards and 11 touchdowns, despite missing three games due to injury ... was successful on 53-58 PAT attempts as kicker, along with making all three field goal attempts, with a long of 51 yards ... rushed seven times for 181 yards and two touchdowns in title game, scoring on runs of 34 and 60 yards ... also completed 4-5 passes for 110 yards and one touchdown, while making all seven PAT kicks ... also lettered in basketball (4), golf (3), baseball (2), and track (2) ... Iowa Newspaper Association Class 1A basketball Player of the Year as a senior ... unanimous first team all-conference in basketball for three straight seasons ... all-state in basketball as junior and senior ... career totals include over 1,300 points and over 500 assists ... led prep team to state title and first-ever state tournament appearance ... captain of state tournament all-tournament team ... first team all-conference and all-district shortstop in baseball as a sophomore ... earned

all-conference honors in golf as a sophomore and junior ... placed sixth in state golf tournament as individual in leading team to third place finish at state ... qualified for state track meet in four events as a senior, placing in three of the four events.

**Personal** - - Born 6/14/95 ... open major ... parents are Sheri and Tim Snyder ... member of National Honor Society ... held No. 1 academic ranking (4.0 GPA) in class of 53 students ... earned academic all-district and all-state recognition as a senior ... attended same high school as OL Jake Newborg ... high school coach was Jay Rozeboom.

**Career Defensive Bests**


Tackles: \_\_\_\_\_ 3, three times, last at Northwestern, 10/17/15  
 Solos: \_\_\_\_\_ 3 at Northwestern, 10/17/15  
 Assists: \_\_\_\_\_ 2, twice, last vs. Illinois, 10/10/15

**Game-by-Game Defensive Stats**

2015	Solo-Ast.	2015	Solo-Ast.
Ill State	1-2	at Indiana	0-0
at IA State	1-0	Minnesota	0-0
Pitt	0-0	Purdue	0-0
North TX	0-0	at Nebraska	0-0
at Wisconsin	0-0	MSU (n)	0-0
Illinois	1-2	Stanford (n)	0-1
at N'western	3-0	<b>Totals</b>	<b>6-5</b>
Maryland	0-0		

**Career Statistics**

Defense	Solo	Ast.	Total	T/Loss	Sacks	QBH	PBU	FF	RF
Freshman	6	5	11	0/0	0/0	0	0	0	0



**50 - - Jacob Sobotka (suh-BOT-kuh)**  
**Linebacker**  
**6-3, 235, Sophomore**  
**Clearfield, Iowa (Mount Ayr HS)**

**2016** - - Not listed on depth chart following spring practice.

**2015** - - Did not see any game action.

**2014** - - redshirted after joining the program as a walk-on.

**High school honors** - - Earned second-team all-state and first-team all-conference honors as a senior ... selected to compete in Iowa Shrine Bowl, where he was named defensive MVP ... first-team all-conference and all-state as a junior, being named conference Offensive Player of the Year ... first-team all-conference as a sophomore and honorable mention as a freshman ... **Career** - - Four-year letterman as linebacker and quarterback ... team captain as a senior ... helped prep team advance to state playoffs four-straight years, including a championship game appearance as a senior as team posted a 19-4 record his final two seasons ... holds single season and career records for passing yards and touchdowns, as well as career marks for rushing yards and touchdowns ... as a senior completed 95-of-178 passes for 1,175 yards and 12 touchdowns, while rushing for 819 yards and 11 touchdowns and 22.5 tackles on defense, including five tackles for loss, and one interception ... as a junior completed 120-of-209 pass attempts for 1,668 yards and 17 touchdowns, while rushing for 1,407 yards and 24 touchdowns ... on defense collected 50.5 tackles, including 10 tackles for loss, four sacks and one forced fumble ... completed 67-of-156 pass attempts as a sophomore for 1,050 yards and 13 touchdowns, while rushing for 1,017 yards and 11 touchdowns ... on defense registered 50 tackles, including 13 tackles for loss, along with two forced fumbles and one interception ... rushed for 506 yards and five touchdowns as a freshman ... also earned three letters in basketball and four in track.

**Personal** - - Born 1/30/96 ... business major ... parents are Michele and Dan Sobotka ... four-year member of prep Honor Roll ... high school coaches were Delwyn Showalter and Derek Lambert.



**50 - - Jackson Subbert (SUE-birt)**  
Long Snapper  
6-3, 232, Redshirt Freshman  
Williamsburg, Iowa (Williamsburg HS)

**2016** - - Listed as second team long snapper following spring practice.

**2015** - - Redshirted after joining the program as a walk-on.

**High school honors** - - Earned all-conference honors as a senior ... selected to compete in Iowa Shrine Bowl, as South team recorded 37-24 victory ... **Career** - - Three-year letterman as long snapper, tight end and defensive end ... team captain as a senior ... helped prep team post 30-5 overall record his final three seasons, including 11-1 mark as a senior, while reaching state playoffs each season ... as a senior recorded 13 receptions for 222 yards and four touchdowns ... on defense recorded 36 solo tackles and 36 assists, with 10 tackles for loss and three sacks ... also lettered in basketball, baseball and golf ... four-time state golf qualifier.

**Personal** - - Born 9/30/96 ... business major ... parents are Heather and Todd Subbert ... member of National Honor Society ... earned academic all-conference recognition as a junior and senior ... high school coach was Curt Ritchie.



**19 - - \*\*Miles Taylor ^**  
Defensive Back  
6-0, 205, Junior  
Silver Spring, Maryland  
(Gonzaga College HS)

**Hawk Item** - - One of three true freshmen to see action in 2014.

**2016** - - Listed as first team strong safety following spring practice.

**2015 Honors** - - Team Hustle Award, defense ... **2015** - - Started all 14 games at strong safety ... collected 69 tackles, including 38 solo stops and 31 assists ... recovered one fumble and had one interception ... recorded one assisted tackle in 31-14 win over Illinois State ... recorded five tackles, including three solo tackles and two assists, in 31-17 win at Iowa State ... collected seven tackles, including five solo stops and two assists, in 27-24 win over Pitt ... recorded seven tackles, including three solo tackles and four assists, along with one pass break-up, in 10-6 win at Wisconsin ... recorded three solo tackles in 29-20 win over Illinois ... recorded one solo tackle and three assists in 40-10 win at Northwestern, along with one pass break-up ... led team with career-best eight tackles in 31-15 win over Maryland, including four solo stops and four assists ... recorded first interception of career with a 12 yard return, and also had first recovered fumble ... recorded one solo tackle, two assists and one pass break-up in 35-27 win at Indiana ... matched career-best with eight tackles in 40-35 win over Minnesota, including four solo stops, four assists and one tackle for loss ... started at strong safety in 40-20 win over Purdue, recording four solo tackles ... started at strong safety in 28-20 win at Nebraska, recording six assisted tackles ... had six tackles in 16-13 loss to Michigan State, including three solo stops and three assists, including one QB sack and a shared tackle for loss ... led team with seven solo tackles in 45-16 Rose Bowl loss to Stanford, including one tackle for loss, and one pass break-up.

**2014** - - Saw action in all 13 games, recording four solo tackles and four assists ... saw action in 48-7 win over Northwestern as defense allowed just 180 yards total offense ... career-best four tackles vs. Northwestern, including one solo tackle and three assists ... saw action in loss at Minnesota, recording two solo tackles and one assist ... saw action in TaxSlayer Bowl loss to Tennessee, recording one solo tackle ... saw action in wins over Northern Iowa (31-23), Ball State (17-13), Pittsburgh (24-20), at Purdue (24-10), Indiana (45-29), and at Illinois (30-14), and losses to Iowa State (20-17), Maryland (38-31), No. 14 Wisconsin (26-24) and Nebraska (37-34, OT), but had no statistics.

**High school honors** - - First team all-conference and all-metro as a senior ... selected to compete in Chesapeake Bowl following senior year ... second

team all-conference and honorable mention all-metro as a junior ... honorable mention all-conference as a sophomore ... **Career** - - Three-year football starter and letterman ... first player at high school to be two-time defensive MVP (junior and senior) ... led team in tackles as a junior and senior ... team advanced to state championship game as a junior ... recorded 86 tackles, eight pass break-ups, two fumble recoveries and one sack as a senior, along with three interceptions and one touchdowns ... collected 85 tackles as a junior, with 11 pass break-ups, three sacks, three fumble recoveries and four interceptions as a junior ... recorded 35 tackles and six pass break-ups as a sophomore ... team captain as a senior ... also competed for prep basketball team.

**Personal** - - Born 12/14/95 ... open major ... parents are Audrey and Chuck Taylor ... 3.3 GPA as a prep ... brother of LB Kyle Taylor ... one of five sets of brothers on the Iowa roster ... high school coach was Aaron Brady.

#### Career Bests


Tackles: \_\_\_\_\_ 8, twice, last vs. Minnesota, 11/14/15  
Solos: \_\_\_\_\_ 7 vs. Stanford, 1/01/16  
Assists: \_\_\_\_\_ 6 at Nebraska, 11/27/15  
Tackle for Loss: \_\_\_\_\_ 1, twice, last vs. Stanford, 1/01/16  
QB Sack: \_\_\_\_\_ 1 vs. Michigan State, 12/5/15  
Interception: \_\_\_\_\_ 1 vs. Maryland, 10/31/15  
Fumble Recovery: \_\_\_\_\_ 1 vs. Maryland, 10/31/15

#### Game-By-Game Defensive Stats

2014	Solo-Ast.	2015	Solo-Ast.
UNI _____	0-0	Ill State _____	0-1
Ball State _____	0-0	at IA State _____	3-2
IA State _____	0-0	Pitt _____	5-2
at Pitt _____	0-0	North TX _____	0-0
at Purdue _____	0-0	at Wisconsin _____	3-4
Indiana _____	0-0	Illinois _____	3-0
at Maryland _____	0-0	at N'western _____	1-3
N'western _____	1-3	Maryland _____	4-4
at Minn. _____	2-1	at Indiana _____	1-2
at Illinois _____	0-0	Minnesota _____	4-4
Wisconsin _____	0-0	Purdue _____	4-0
Nebraska _____	0-0	at Nebraska _____	0-6
Tennessee (n) _____	1-0	MSU (n) _____	3-3
<b>Totals _____</b>	<b>4-4</b>	Stanford (n) _____	7-0
		<b>Totals _____</b>	<b>38-31</b>

#### Career Statistics

Defense	Solo	Ast.	Total	T/Loss	Sacks	In-Yds.	PBU	FF	RF
Freshman _____	4	4	8	0/0	0/0	0-0	0	0	0
Sophomore _____	38	31	69	2.5/6	1/2	1-12	4	0	1
<b>Career _____</b>	<b>42</b>	<b>35</b>	<b>77</b>	<b>2.5/6</b>	<b>1/2</b>	<b>1-12</b>	<b>4</b>	<b>0</b>	<b>1</b>



**89 - - \*\*\*Matt VandeBerg ^**  
Wide Receiver  
6-1, 190, Senior  
Brandon, South Dakota (Brandon Valley HS)

**Hawk Item** - - Ranks third in single-season receptions (65) and 29th in yards in a season (703) in 2015 ... career totals include 87 receptions for 1,018 yards ... one of four true freshmen to see action in 2013 ... one of nine seniors named to 2016 Leadership Group.

**2016** - - Listed as first team wide receiver following spring practice.

**2015 Honors** - - Team Hustle Award, offense ... Academic All-Big Ten ... Honorable mention All-Big Ten by league coaches and media ... **2015** - - Played in all 14 games, with 11 starts ... recorded 65 receptions for 703 yards and four touchdowns ... started at wide receiver in 31-14 win over Illinois State as offense gained 431 yards total offense ... recorded career-best six receptions vs. Illinois State for 59 yards, including a 9-yard scoring reception ... started at wide receiver in 31-17 win at Iowa State as offense gained 260 net rushing yards and 475 yards total offense ... career-high nine receptions for 114 yards and one touchdown at ISU ... recovered an Iowa fumble for a 3-yard touchdown in the third quarter and had 48-yard reception in the fourth quarter to keep a drive alive ... started at wide receiver in 27-24 win over Pitt as offense gained 363 yards total offense ... recorded seven receptions for 45 yards vs. Pitt ... saw action in 62-16 win over North Texas as offense gained 488



yards total offense ... three receptions for 24 yards vs. North Texas, with a long of 15 yards ... started at wide receiver in 10-6 win at Wisconsin ... six receptions for 61 yards at Wisconsin, with a long of 21 yards ... started at wide receiver in 29-20 win over Illinois, recording two receptions for 10 yards as offense gained 278 rushing yards and 478 yards total offense ... started at wide receiver in 40-10 win at Northwestern as offense rushed for 294 yards and gained 492 yards total offense ... eight receptions for 78 yards at Northwestern, with a long of 18 yards ... started at wide receiver in 31-15 win over Maryland ... three receptions for 54 yards vs. Maryland, with a long of 23 yards ... started at wide receiver in 35-27 win at Indiana as offense rushed for 234 yards and gained 467 yards total offense ... five receptions for 68 yards at Indiana, with a long of 30 yards ... started at wide receiver in 40-35 win over Minnesota as offense rushed for 272 yards and gained 506 yards total offense ... six receptions for 74 yards vs. Minnesota, with a long of 21 yards ... started at wide receiver in 40-20 win over Purdue ... one reception for a 7-yard touchdown vs. Purdue, along with one rushing attempt for 15 yards ... started at wide receiver in 28-20 win at Nebraska ... recorded three receptions for 31 yards at Nebraska, along with one rushing attempt for nine yards ... started at wide receiver in 16-13 loss to Michigan State, recording two receptions for 14 yards ... started at wide receiver in 45-16 Rose Bowl loss to Stanford ... led team with four receptions for 64 yards vs. Stanford, including 36-yard scoring reception.

**2014 Honors** -- Academic All-Big Ten ... **2014** -- Saw action in 12 games, with one start ... recorded 14 receptions for 256 yards and one touchdown, along with averaging 6.8 yards on 12 punt returns and 18 yards on two KO returns ... saw action in 31-23 win over Northern Iowa as offense gained 401 yards total offense ... had three punt returns for 21 yards and 32 yards on two KO returns vs. UNI ... saw action in 17-13 win over Ball State as offense gained 455 yards total offense ... two receptions for 18 yards vs. BSU, along with one punt return for 12 yards ... saw action in 20-17 loss to Iowa State, but had no receptions ... started at wide receiver in 24-20 win at Pittsburgh ... one reception for 44 yards came on first scoring drive in the first quarter ... did not see action in 24-10 win at Purdue due to injury ... saw action in 45-29 win over Indiana, recording one reception for three yards as offense gained 426 yards total offense ... returned to action in 45-29 win over Indiana as offense gained 426 yards total offense ... one reception for three yards vs. Indiana ... saw action in 38-31 loss at Maryland, but had no statistics as offense gained 433 yards total offense ... saw action in 48-7 win over Northwestern as offense gained 483 yards total offense ... collected career-bests with five receptions for 90 yards vs. Northwestern ... saw action in 51-14 loss at Minnesota, but had no statistics ... saw action in 30-14 win at Illinois as offense rushed for 304 yards and gained 587 yards total offense ... three punt returns for 11 yards at Illinois ... saw action in 26-24 loss to No. 14 Wisconsin as offense gained 412 yards total offense against top-ranked defense in the nation ... three receptions for 67 yards vs. Wisconsin ... saw action in 37-34 overtime loss to Nebraska, recording three punt returns for 32 yards ... saw action in 45-28 TaxSlayer Bowl loss to Tennessee ... two receptions for 34 yards vs. Tennessee, including 18-yard scoring reception for first career touchdown ... also gained five yards on one punt return.

**2013** -- Saw action in 11 games, with two starts ... eight receptions for 59 yards in first season ... saw first action of career in 28-14 win over Missouri State as offense gained 491 yards total offense ... two receptions for 17 yards in first career game, with a long of nine yards vs. Missouri State ... saw action in 26-14 loss to Michigan State, recording career-bests with four receptions for 36 yards ... saw action in 28-9 loss to Wisconsin, recording one reception for six yards ... started at wide receiver in 24-21 win over Michigan for first career start, recording one reception for no yards.

**High school honors** -- Earned elite all-state honors as a junior and senior ... also first team all-conference as a junior and senior ... **Career** -- Helped prep team finish as state runner-up as a senior with an 11-1 record ... holds record for longest interception return (105 yards) and interceptions in a season (nine) ... also holds school records for career receptions (136) and season (18) and career (35) receiving touchdowns ... team captain as a senior ... recorded 65 receptions for 1,080 yards and 18 touchdowns as a senior, along with seven interceptions on defense ... returned three interceptions for touchdowns, including two returns of over 100 yards ... 67 receptions for 1,081 yards as a junior, along with nine interceptions ... recorded 47 tackles and five interceptions as a sophomore, with six pass receptions for 200 yards ... three-year football letterman as wide receiver and defensive back, while also returning punts and KO ... also competed in track (sprints, long jump, triple jump).

**Personal** -- Born 8/01/94 in Tucson, Arizona ... sports management major ... mother is Mindy Pownell ... member of National Honor Society ... high school coach was Chad Garrow.

#### Career Receiving Bests

Receptions: \_\_\_\_\_ 9 at Iowa State, 9/12/15  
 Yards: \_\_\_\_\_ 114 at Iowa State, 9/12/15  
 Touchdowns: \_\_\_\_\_ 1, five times, last vs. Stanford, 1/01/16  
 Long: \_\_\_\_\_ 48 at Iowa State, 9/12/15

#### Career Rushing Bests

Attempts: \_\_\_\_\_ 1, twice, last at Nebraska, 11/27/15  
 Yards: \_\_\_\_\_ 15 vs. Purdue, 11/21/15  
 Long: \_\_\_\_\_ 15 vs. Purdue, 11/21/15

#### Career Punt Return Bests

Number: \_\_\_\_\_ 3, three times, last vs. Nebraska, 11/28/14  
 Yards: \_\_\_\_\_ 32 (3 ret.), vs. Nebraska, 11/28/14  
 Long: \_\_\_\_\_ 23 vs. Northern Iowa, 8/30/14

#### Career KO Return Bests

Number: \_\_\_\_\_ 2 vs. Northern Iowa, 8/30/14  
 Yards: \_\_\_\_\_ 32 (2 ret.), vs. Northern Iowa, 8/30/14  
 Long: \_\_\_\_\_ 23 vs. Northern Iowa, 8/30/14

#### Game-By-Game Stats

##### Receiving

2013	No.	Yds.	TD	Lng
N. Illinois	DNP			
MO State	2	17	0	9
at IA State	DNP			
W. Michigan	0	0	0	---
at Minn.	0	0	0	---
MSU	4	36	0	14
at OSU	0	0	0	---
N'western	0	0	0	---
Wisconsin	1	6	0	6
at Purdue	0	0	0	---
Michigan	1	0	0	---
at Nebraska	0	0	0	---
LSU (n)	0	0	0	---
<b>Totals</b>	<b>8</b>	<b>59</b>	<b>0</b>	<b>14</b>

##### KO Returns

2014	No.	Yds.	TD	Lng
UNI	2	32	0	23
Ball State	0	0	0	---
IA State	0	4	0	4
at Pitt	0	0	0	---
at Purdue	INJ			
Indiana	0	0	0	---
at Maryland	0	0	0	---
N'western	0	0	0	---
at Minn.	0	0	0	---
at Illinois	0	0	0	---
Wisconsin	0	0	0	---
Nebraska	0	0	0	---
Tennessee (n)	0	0	0	---
<b>Totals</b>	<b>2</b>	<b>36</b>	<b>0</b>	<b>23</b>

##### Receiving

2015	No.	Yds.	TD	Lng
Ill State	6	59	1	17
at IA State	9	114	1	48
Pitt	7	45	0	12
North TX	3	24	0	15
at Wisconsin	6	61	0	21
Illinois	2	10	0	6
at N'western	8	78	0	18
Maryland	3	54	0	23

2014	No.	Yds.	TD	Lng
UNI	0	0	0	---
Ball State	2	18	0	19
IA State	0	0	0	---
at Pitt	1	44	0	44
at Purdue	INJ			
Indiana	1	3	0	3
at Maryland	0	0	0	---
N'western	5	90	0	42
at Minn.	0	0	0	---
at Illinois	0	0	0	---
Wisconsin	3	67	0	28
Nebraska	0	0	0	---
Tennessee (n)	2	34	1	18
<b>Totals</b>	<b>14</b>	<b>256</b>	<b>1</b>	<b>44</b>

##### Punt Returns

2014	No.	Yds.	TD	Lng
UNI	3	21	0	23
Ball State	1	12	0	12
IA State	0	0	0	---
at Pitt	0	0	0	---
at Purdue	INJ			
Indiana	0	0	0	---
at Maryland	0	0	0	---
N'western	0	0	0	---
at Minn.	0	0	0	---
at Illinois	3	11	0	5
Wisconsin	1	1	0	1
Nebraska	3	32	0	20
Tennessee (n)	1	5	0	5
<b>Totals</b>	<b>11</b>	<b>77</b>	<b>0</b>	<b>23</b>

2015	No.	Yds.	TD	Lng
at Indiana	5	68	0	30
Minnesota	6	74	0	21
Purdue	1	7	1	7
at Nebraska	3	31	0	22
MSU (n)	2	14	0	12
Stanford (n)	4	64	1	36
<b>Totals</b>	<b>65</b>	<b>703</b>	<b>4</b>	<b>48</b>

#### Career Statistics

Receiving	No.	Yds.	Avg.	TD	Lng
Freshman	8	59	7.4	0	14
Sophomore	14	256	18.3	1	44
Junior	65	703	10.8	4	48
<b>Career</b>	<b>87</b>	<b>1,018</b>	<b>11.7</b>	<b>5</b>	<b>48</b>

Punt Returns	No.	Yds.	Avg.	TD	Lng
Freshman	0	0	---	0	---
Sophomore	12	82	6.8	0	23
Junior	0	0	---	0	---
<b>Career</b>	<b>12</b>	<b>82</b>	<b>6.8</b>	<b>0</b>	<b>23</b>

KO Returns	No.	Yds.	Avg.	TD	Lng
Freshman	0	0	---	0	---
Sophomore	2	36	18.0	0	23
Junior	0	0	---	0	---
<b>Career</b>	<b>2</b>	<b>36</b>	<b>18.0</b>	<b>0</b>	<b>23</b>

**85 - - Nate Vejvoda (vuh-VO-duh)****Tight End****6-5, 238, Redshirt Freshman****Homer Glen, Illinois (Providence Catholic HS)****2016** - - Not listed on depth chart following spring practice.**2015** - - Redshirted.

**High school honors** - - Named first-team all-conference in the Chicago Catholic League as a senior . . . named second-team all-area as wide receiver and named all-area honorable mention as tight end . . . **Career** - - Four-year letterman as tight end, wide receiver and long snapper . . . team captain as a sophomore and senior . . . helped prep team advance to state playoffs as a junior . . . helped team post 13-1 record while winning state championship as a senior . . . recorded 44 receptions for 638 yards and eight touchdowns as a senior . . . as a junior recorded 24 receptions for 352 yards and three touchdowns . . . also a four-year letterman in basketball.

**Personal** - - Born 9/06/96 . . . engineering major . . . parents are Nancy and Greg Vejvoda . . . named to Class 7A all-state academic team for football . . . four-year member of First Honor Roll . . . member of National Honor Society . . . one of three players from Homer Glen on the Iowa roster . . . attended same high school as DB Kevin Ward and OL Ryan Ward . . . high school coach was Mark Caglianese.

**25 - - \*Akrum Wadley (ACK-rum)****Running Back****5-11, 191, Junior****Newark, New Jersey (Weequahic HS)**

**Hawk Item** - - Tied single-game school record with four rushing touchdowns in 40-10 win at Northwestern . . . has rushed for over 100 yards in three career games.

**2016** - - Listed as second team running back following spring practice.

**2015 Honors** - - Named Big Ten Conference offensive Player of the Week by Big Ten and College Sports Madness, for his play in 40-10 win at Northwestern . . . **2015** - - Saw action in nine games, with three starts . . . rushed 83 times for 496 yards and seven touchdowns, with six receptions for 94 yards and one touchdown . . . saw action in 31-14 win over Illinois State as offense gained 431 yards total offense . . . rushed three times for 17 yards vs. Illinois State, with a long of 13 yards . . . saw action in 62-16 win over North Texas as offense gained 488 yards total offense . . . five rushing attempts for 18 yards vs. North Texas, including a two-yard touchdown . . . saw action in 29-20 win over Illinois, but had no statistics as offense gained 278 rushing yards and gained 478 yards total offense . . . saw action in 40-10 win at Northwestern as offense rushed for 294 yards and gained 492 yards total offense . . . tied school single-game record with four rushing touchdowns at Northwestern, with career bests of 26 rushes for 204 yards and four touchdowns . . . rushing touchdowns covered 35, 4, 2 and 4 yards . . . started at running back in 31-15 win over Maryland for first career start . . . led rushing game with 19 carries for 67 yards, including an 11-yard touchdown . . . started at running back in 35-27 win at Indiana as offense rushed for 234 yards and gained 467 yards total offense . . . led rushing attack with 120 yards on 12 attempts, including 65-yard touchdown on second play of the game . . . saw action in 40-20 win over Purdue . . . rushed four times for

23 yards vs. Purdue, with a long of 10 yards . . . started at running back in 16-13 loss to Michigan State . . . five rushing attempts for 14 yards and career-best three pass receptions for 34 yards vs. MSU . . . saw action in 45-16 Rose Bowl loss to Stanford . . . rushed nine times for 33 yards vs. Stanford . . . matched career-high with three receptions for 60 yards, including 31-yard reception for a touchdown in the fourth quarter.

**2014 Honors** - - Honorable mention Freshman All-Big Ten by BTN.com . . . Big Ten Conference Freshman of the Week for his play in 48-7 win over Northwestern . . . **2014** - - Saw action in eight games . . . rushed 33 times for 186 yards and one touchdown . . . led rushing attack with 15 carries for 106 yards vs. Northwestern, including five-yard touchdown in fourth quarter . . . two rushes for over 20 yards . . . also recorded one solo tackle on special teams . . . led rushing attack with 68 yards on nine attempts at Minnesota, and also had one reception . . . rushed five times for 11 yards in 30-14 win at Illinois . . . rushed once for no gain in 26-24 loss to No. 14 Wisconsin as offense gained 412 yards total offense against top-ranked defense in the nation . . . had three rushing attempts for one yard in TaxSlayer Bowl loss to Tennessee.

**2013 Honors** - - Team Leader Award, Offense . . . **2013** - - Redshirted.

**High school honors** - - Second team all-state as a senior . . . named Essex County Player of the Year as a senior . . . first team all-conference, all-city and all-county as a senior . . . first team all-conference as a junior while being named offensive Rookie of the Year . . . **Career** - - Played both running back and defensive back, while also competing in basketball and track as a prep . . . helped team post 9-3 record as both a junior and senior, reaching state championship game each season . . . team captain as a senior . . . holds school record for touchdowns in a season . . . 105 rushing attempts for 1,548 yards and 25 touchdowns as a senior, along with 11 receptions for 153 yards and two scored . . . totaled 371 yards and four touchdowns on special teams, including 95-yard return in state championship game . . . recorded two QB sacks and a fumble recovery on defense.

**Personal** - - Born 3/13/95 . . . communications studies major . . . parents are Sheronda Phelps and John Wadley . . . one of two players from Newark on the Iowa roster . . . high school coach was Brian Logan.

**Career Rushing Bests**

Attempts: \_\_\_\_\_ 26 at Northwestern, 10/17/15  
Yards: \_\_\_\_\_ 204 at Northwestern, 10/17/15  
\*Touchdowns: \_\_\_\_\_ 4 at Northwestern, 10/17/15  
Long: \_\_\_\_\_ 41 at Northwestern, 10/17/15  
\* - - ties single-game school record

**Career Receiving Bests**

Receptions: \_\_\_\_\_ 3, twice, last vs. Stanford, 1/01/16  
Yards: \_\_\_\_\_ 60 vs. Stanford, 1/01/16  
Touchdowns: \_\_\_\_\_ 1 vs. Stanford, 1/01/16  
Long: \_\_\_\_\_ 31 vs. Stanford, 1/01/16

**Game-By-Game Stats****Rushing**

2014	No.	Yds.	TD	Lng
UNI	DNP			
Ball State	DNP			
IA State	DNP			
at Pitt	DNP			
at Purdue	DNP			
Indiana	0	0	0	---
at Maryland	0	0	0	---
N'western	15	106	1	26
at Minn.	9	68	0	21
at Illinois	5	11	0	6
Wisconsin	1	0	0	---
Nebraska	0	0	0	---
Tennessee (n)	3	1	0	3
<b>Totals</b>	<b>33</b>	<b>186</b>	<b>1</b>	<b>26</b>

**Receiving**

2014	No.	Yds.	TD	Lng
UNI	DNP			
Ball State	DNP			
IA State	DNP			
at Pitt	DNP			
at Purdue	DNP			
Indiana	0	0	0	---
at Maryland	0	0	0	---
N'western	0	0	0	---
at Minn.	1	(-1)	0	---
at Illinois	0	0	0	---
Wisconsin	0	0	0	---
Nebraska	0	0	0	---
Tennessee (n)	0	0	0	---
<b>Totals</b>	<b>1</b>	<b>(-1)</b>	<b>0</b>	<b>---</b>

**Rushing**

2015	No.	Yds.	TD	Lng
Ill State	3	17	0	13
at IA State	DNP			
Pitt	DNP			
North TX	5	18	1	9
at Wisconsin	DNP			
Illinois	0	0	0	---
N'western	26	204	4	41
Maryland	19	67	1	14
at Indiana	12	120	1	65
Minnesota	INJ			
Purdue	4	23	0	10
at Nebraska	DNP			
MSU (n)	5	14	0	7
Stanford (n)	9	33	0	12
<b>Totals</b>	<b>83</b>	<b>496</b>	<b>7</b>	<b>65</b>

**Receiving**

2015	No.	Yds.	TD	Lng
Ill State	0	0	0	---
at IA State	DNP			
Pitt	DNP			
North TX	0	0	0	---
at Wisconsin	DNP			
Illinois	0	0	0	---
at N'western	0	0	0	---
Maryland	0	0	0	---
at Indiana	0	0	0	---
Minnesota	INJ			
Purdue	0	0	0	---
at Nebraska	DNP			
MSU (n)	3	34	0	16
Stanford (n)	3	60	1	31
<b>Totals</b>	<b>6</b>	<b>94</b>	<b>1</b>	<b>31</b>

**Career Statistics**

Rushing	No.	Yds.	Avg.	TD	Lng
Freshman	33	186	5.6	1	26
Sophomore	83	496	6.0	7	65
<b>Career</b>	<b>116</b>	<b>682</b>	<b>5.9</b>	<b>8</b>	<b>65</b>

Receiving	No.	Yds.	Avg.	TD	Lng
Freshman	1	(-1)	---	0	---
Sophomore	6	94	15.7	1	31
<b>Career</b>	<b>7</b>	<b>93</b>	<b>13.3</b>	<b>1</b>	<b>31</b>



**71 - Brett Waechter (WAX-tur)**
**Offensive Line**
**6-5, 290, Redshirt Freshman**
**Hartley, Iowa (Hartley-Melvin-Sanborn HS)**
**Hawk Item** - - Joined program for 2015 spring practice.

**2016** - - Listed as second team left tackle following spring practice.

**2015 Honors** - - Team Leader Award, offense . . .  
**2015** - - Redshirted.

**High school honors** - - Named Class 1-A first-team all-state as a senior by *Des Moines Register* and second-team all-state by Iowa Newspaper Association . . . first-team all-district and All-Northwest Iowa as a senior . . . second-team all-state as a sophomore by Iowa Newspaper Association . . . district MVP and first-team all-district and All-Northwest Iowa as a sophomore . . . **Career** - - Four-year letterman as offensive lineman and defensive end . . . missed majority of junior season due to injury . . . team captain as a senior . . . team reached state playoffs as a freshman, sophomore and junior . . . recorded 41 tackles as a senior, with six sacks . . . also rushed 23 times for 154 yards and one touchdown and averaged 39 yards on 30 punts . . . collected 16 tackles, including two sacks, in an injury-shortened junior year, along with averaging 34 yards on seven punts . . . recorded 56 tackles, including 16 sacks, and averaged 30 yards on 20 punts as a sophomore . . . collected 21 tackles and two sacks as a freshman, along with three pass receptions for 61 yards . . . also lettered in basketball and track.

**Personal** - - Born 7/22/96 . . . engineering major . . . parents are Rhonda and Steve Waechter . . . member of National Honor Society . . . academic all-district and all-state as a senior . . . attended same high school as TE Blake Simons . . . high school coach was his father, Steve Waechter.


**26 - \*Kevin Ward**
**Defensive Back**
**6-1, 205, Junior**
**Homer Glen, Illinois (Providence Catholic HS)**
**2016** - - Not listed on depth chart following spring practice.

**2015 Honors** - - Academic All-Big Ten . . . **2015** - - Recording career-best three solo tackles in 62-16 win over North Texas, including one tackle for loss . . . recorded one assisted tackle in 31-15 win over Maryland . . . saw action in wins over Illinois State (31-14), at Iowa State (31-17), Pitt (27-24), at Wisconsin (10-6), Illinois (29-20), at Northwestern (40-10), at Indiana (35-27), Minnesota (40-35), Purdue (40-20), at Nebraska (28-20), and in losses to Michigan State (16-13) and Stanford in the Rose Bowl (45-16), but had no statistics.

**2014** - - Did not see action in first half of season due to injury . . . saw action in 48-7 win over Northwestern, but had no statistics as defense allowed just 180 yards total offense.

**2013** - - Redshirted after joining program as a walk-on.

**High school honors** - - Earned first team all-conference and all-area honors as a senior . . . **Career** - - Helped prep team advance to state playoffs as a junior and senior . . . recorded 82 tackles as a senior . . . returned one of two interceptions for a touchdown and recovered two fumbles . . . also had eight punt returns for 112 yards . . . recorded 88 tackles as a junior, along with two forced fumbles and three fumble recoveries . . . two-year football letterman who also lettered three years in track (400-meters).

**Personal** - - Born 12/12/94 . . . open major . . . member of National Honor Society and High Honor Roll as a prep . . . earned academic all-state honors . . . parents are Laurel and Brian Ward . . . his father, Brian, played college football at Illinois . . . brother of Iowa OL Ryan Ward . . . one of five sets of brothers on the Iowa roster . . . one of three players from Homer Glen on the Iowa roster . . . attended same high school as TE Nate Vejvoda and OL Ryan Ward . . . high school coach was Mark Coglianese.

**Career Bests**

Tackles:	3 vs. North Texas, 9/26/15
Solos:	3 vs. North Texas, 9/26/15
Assists:	1 vs. Maryland, 10/31/15
Tackles for Loss:	1 vs. North Texas, 9/26/15

**Game-By-Game Defensive Stats**

2014	Solo	Ast.	2015	Solo	Ast.
UNI	---	INJ	Ill State	0-0	
Ball State	---	INJ	at IA State	0-0	
IA State	---	INJ	Pitt	0-0	
at Pitt	DNP		North Texas	3-0	
at Purdue	DNP		at Wisconsin	0-0	
Indiana	DNP		Illinois	0-0	
at Maryland	DNP		at N'western	0-0	
N'western	0-0		Maryland	0-1	
at Minn.	DNP		at Indiana	0-0	
at Illinois	DNP		Minnesota	0-0	
Wisconsin	DNP		Purdue	0-0	
Nebraska	DNP		at Nebraska	0-0	
Tennessee (n)	DNP		MSU (n)	0-0	
<b>Totals</b>	<b>0-0</b>		Stanford (n)	0-0	
			<b>Totals</b>	<b>3-1</b>	

**Career Statistics**

Defense	Solo	Ast.	Total	T/Loss	Sacks	In-Yds.	Blk	PBU	FF	RF
Freshman	0	0	0	0/0	0/0	0-0	0	0	0	0
Sophomore	3	1	4	1/5	0/0	0-0	0	0	0	0
<b>Career</b>	<b>3</b>	<b>1</b>	<b>4</b>	<b>1/5</b>	<b>0/0</b>	<b>0-0</b>	<b>0</b>	<b>0</b>	<b>0</b>	<b>0</b>





**73 - - \*\*Ryan Ward**  
**Offensive Line**  
**6-5, 295, Senior**  
**Homer Glen, Illinois (Providence Catholic HS)**

**Hawk Item** - - One of two sophomores named to 2014 Leadership Group . . . one of two redshirt freshmen named to 2013 Leadership Group.

**2016** - - Not listed on depth chart following spring practice.

**2015** - - Saw action in wins over Illinois State (31-14), North Texas (62-16) and at Northwestern (40-10).

**2014 Honors** - - Academic All-Big Ten . . . **2014** - - Saw action in 11 games.

**2013** - - Saw action on offensive line in three games . . . saw first career action in 59-3 win over Western Michigan as offense gained 446 yards total offense and rushed for over 200 yards in fourth straight game.

**2012** - - Redshirted.

**High school honors** - - Named an Army All-American . . . first team all-state, all-conference and all-area as a senior . . . **Career** - - Four-year letterman as offensive lineman . . . helped prep team to state playoffs as sophomore and senior, including state runner-up finish as a sophomore . . . team captain as a senior . . . two-year wrestling letterman.

**Personal** - - Born 8/07/93 . . . human physiology major . . . Illinois Coaches Association Academic All-State . . . member of National Honor Society . . . AP Scholar . . . member of prep High Honor roll . . . parents are Laurel and Brian Ward . . . his father, Brian, played college football at Illinois . . . brother of Iowa DB Kevin Ward . . . one of five sets of brothers on the Iowa roster . . . one of three players from Homer Glen on the Iowa roster . . . attended same high school as TE Nate Vejvoda and WR Kevin Ward . . . high school coach was Mark Coglianese.



**79 - - \*\*Sean Welsh**  
**Offensive Line**  
**6-3, 290, Junior**  
**Springboro, Ohio (Springboro HS)**

**Hawk-Item** - - Moved from guard to center prior to 2016 spring practice . . . one of seven juniors named to 2016 Leadership Group . . . one of two redshirt freshmen named to 2014 Leadership Group.

**2016 Preseason Honors** - - Named to Rimington Trophy Preseason Watch List . . . **2016** - - Listed as first team center following spring practice.

**2015 Honors** - - Honorable mention All-Big Ten by league coaches and media . . . **2015** - - Started all 14 games, including 12 games at left guard and two games at right tackle . . . played every offensive down at left guard in five games.

**2014 Honors** - - First team Freshman All-Big Ten by BTN.com . . . **2014** - - Played in all 13 games, with seven starts at left guard and three starts at right guard . . . played every offensive down at left guard in first six games, before leaving game at Maryland due to injury.

**2013** - - Redshirted.

**High school honors** - - Named Offense-Defense All-America as a senior . . . earned second team all-state honors as a senior, along with being first team all-district, all-conference and all-division . . . named to All-Ohio first team by JJ Huddle/Muscle Milk . . . first team all-division as a junior and second team as a sophomore . . . named first team all-area by *Dayton Daily News* as a junior and senior . . . **Career** - - Earned four letters in football as offensive and defensive lineman . . . team captain as a senior, helping team post perfect 10-0 record.

**Personal** - - Born 10/13/94 . . . business/marketing major . . . parents are Deb and Matt Welsh . . . earned Principal's List and Scholar-Athlete honors four straight years . . . high school coach was Ryan Wilhite.



**8 - - \*Tyler Wiegers (WEE-girs)**  
**Quarterback**  
**6-4, 225, Sophomore**  
**Lake Orion, Michigan (Detroit Country Day)**

**2016** - - Listed as second team quarterback following spring practice.

**2015** - - Saw first action of career in 31-14 opening win over Illinois State, completing his only pass attempt for 10 yards . . . saw action in 62-16 win over North Texas, completing only pass attempt for no gain . . . completed 1-2 pass attempts for 22 yards in 40-10 win at Northwestern.

**2014 Honors** - - Team Leader Award, offense . . . **2014** - - Redshirted.

**High school honors** - - Named all-state and all-Oakland County honorable mention as a junior and senior . . . selected to play in International Bowl for U-19 Team USA . . . **Career** - - Three-year letterman at quarterback . . . led team to state playoffs as a sophomore, to state championship game at Ford Field as a junior and district championship as a senior . . . completed 122-192 pass attempts for 2,093 yards and 24 touchdowns as a senior, with 200 rushing yards . . . completed 173-285 attempts for 2,465 yards and 22 touchdowns as a junior . . . completed over 62% of pass attempts in final two prep seasons . . . team captain as a junior and senior . . . also member of prep basketball team.

**Personal** - - Born 3/31/95 . . . biomedical engineering major . . . parents are Marci and Matt Wiegers . . . Magna Cum Laude as a sophomore and junior . . . Blue and Gold Club Scholar Athlete of the Year . . . Silver Medal winner and Magna Cum Laude winner on National Latin exam . . . high school coach was Dan MacLean.

#### Career Passing Bests

Completions: \_\_\_\_\_ 1, three times, last at Northwestern, 10/17/15  
Attempts: \_\_\_\_\_ 2 at Northwestern, 10/17/15  
Yards: \_\_\_\_\_ 22 at Northwestern, 10/17/15  
Long: \_\_\_\_\_ 22 at Northwestern, 10/17/15

#### Career Rushing Bests

Attempts: \_\_\_\_\_ 1 vs. North Texas, 9/26/15  
Yards: \_\_\_\_\_ (-8) vs. North Texas, 9/26/15

#### 2015 Game-By-Game Stats

Passing	Com.	At.	Yds.	TD	Int.	Lng	Rushing	No.	Yds.	TD	Lng
Ill State	1	1	10	0	0	10	Ill State	0	0	0	---
at IA State	DNP						at IA State	DNP			
Pitt	DNP						Pitt	DNP			
North TX	1	1	0	0	0	---	North TX	1	-8	0	---
at Wisconsin	DNP						at Wisconsin	DNP			
Illinois	DNP						Illinois	DNP			
at N'western	1	2	22	0	0	22	at N'western	0	0	0	---
Maryland	DNP						Maryland	DNP			
at Indiana	DNP						at Indiana	DNP			
Minnesota	0	0	0	0	0	---	Minnesota	0	0	0	---
Purdue	DNP						Purdue	DNP			
at Nebraska	DNP						at Nebraska	DNP			
MSU (n)	DNP						MSU (n)	DNP			
Stanford (n)	DNP						Stanford (n)	DNP			
<b>Totals</b>	<b>3</b>	<b>4</b>	<b>32</b>	<b>0</b>	<b>0</b>	<b>22</b>	<b>Totals</b>	<b>1</b>	<b>-8</b>	<b>0</b>	<b>---</b>

#### Career Statistics

**Passing** \_\_\_\_\_ **Com.** \_\_\_\_\_ **At.** \_\_\_\_\_ **Pct.** \_\_\_\_\_ **Yds.** \_\_\_\_\_ **TD** \_\_\_\_\_ **Int.** \_\_\_\_\_ **Lng** \_\_\_\_\_  
Freshman \_\_\_\_\_ 3 \_\_\_\_\_ 4 \_\_\_\_\_ .750 \_\_\_\_\_ 32 \_\_\_\_\_ 0 \_\_\_\_\_ 0 \_\_\_\_\_ 22

**Rushing** \_\_\_\_\_ **At.** \_\_\_\_\_ **Yds.** \_\_\_\_\_ **Avg.** \_\_\_\_\_ **TD** \_\_\_\_\_ **Lng** \_\_\_\_\_  
Freshman \_\_\_\_\_ 1 \_\_\_\_\_ -8 \_\_\_\_\_ --- \_\_\_\_\_ 0 \_\_\_\_\_ ---




**90 - - Nate Wieting (WHEAT-ing)**  
**Tight End**  
**6-4, 245, Redshirt Freshman**  
**Rockford, Illinois (Lutheran HS)**

**2016** - - Not listed on depth chart following spring practice.

**2015 Honors** - - Team Leader Award, offense . . . **2015**  
- - Redshirted after joining the program as a walk-on.

**High school honors** - - Earned unanimous first-team all-conference honors as a senior after missing majority of junior season due to injury . . . second-team all-conference as a sophomore . . . **Career** - - Starter on both offense and defense (defensive back) as a sophomore and senior, earning four varsity letters despite missing majority of junior season due to injury . . . team captain as a senior for top-ranked team in Class 4A . . . helped prep team win two conference championships and advance to state playoffs three straight years while posting three-year record of 31-5 . . . also lettered in basketball (4), volleyball (3) and track (2).

**Personal** - - Born 2/20/97 . . . biochemistry (pre-medicine) major . . . parents are Sue and Brian Wieting . . . earned academic all-state recognition as a sophomore and senior . . . named Illinois State Scholar . . . high school coach was Bruce Bazzali.



**29 - - Nick Wilson**  
**Linebacker**  
**6-2, 217, Redshirt Freshman**  
**Granger, Iowa (Dowling Catholic HS)**

**2016** - - Not listed on depth chart following spring practice.

**2015** - - Redshirted.

**High school honors** - - Named to *Des Moines Register* Elite all-state team as a senior . . . earned Class 4A Sports Spotlight Award as a senior . . . first-team all-conference and all-district as a senior . . . first-team all-conference and second-team all-district as a junior . . . **Career** - - Three-year football letterman as safety, wide receiver and quarterback . . . member of prep team that won back-to-back state titles as a junior and senior with a combined record of 27-1 . . . prep team posted 9-3 record and reached state quarterfinals as a sophomore . . . recorded 63 tackles as a senior, with 39 solo stops and three tackles for loss to go with three interceptions . . . recorded 53.5 tackles as a junior, with 35 solo tackles, one tackle for loss and one interception . . . also completed 7-of-12 passes for 69 yards and had one rushing touchdown . . . as a sophomore quarterback completed 56-of-90 pass attempts for 986 yards and 13 touchdowns, while rushing 52 times for 218 yards and four touchdowns . . . also participated in basketball and baseball as a prep.

**Personal** - - Born 12/04/96 . . . business major . . . parents are Merry and Kevin Wilson . . . attended same high school as WR Ryan Boyle and TE Jon Wisnieski . . . high school coach was Tom Wilson.



**81 - - Jon Wisnieski (Wiz-NIS-ski)**  
**Tight End**  
**6-5, 250, Junior**  
**West Des Moines, Iowa (Dowling HS)**

**Hawk Item** - - Suffered injury during spring practice and missed entire 2014 season.

**2016** - - Listed as co-second team tight end following spring practice.

**2015** - - Saw action in 31-14 win over Illinois State, but had no statistics as offense gained 431 yards total offense . . . saw action in 62-16 win over North Texas, but had no statistics as offense gained 488 yards total offense.

**2014** - - Did not see any game action due to injury.

**2013** - - Redshirted.

**High school honors** - - Named to elite all-state first team and all-district first team as a senior . . . honorable mention all-conference as a junior . . . **Career** - - Member of state championship team as a sophomore . . . helped prep team post 18-6 record in final two seasons, reaching state playoffs each season while playing tight end and linebacker . . . team captain as a senior . . . recorded 24 receptions for 234 yards and four touchdowns as a senior . . . eight receptions for 119 yards and two touchdowns as a junior . . . recorded 36 tackles, with one interception for a touchdown, as a junior . . . also lettered in both basketball and baseball.

**Personal** - - Born 9/21/94 . . . business major . . . parents are Barb and Dave Wisnieski . . . earned academic all-state honors for football . . . member of National Honor Society . . . member of prep Honor Roll . . . one of three players from West Des Moines on the Iowa roster . . . attended same high school at WR Ryan Boyle and LB Nick Wilson . . . high school coach was Tom Wilson.

**22 - Toks Akinribade (Toeks A-KIN-ri-body)****Running Back****6-0, 205, Freshman****Brownsburg, Indiana (Brownsburg)**

**High School honors** -- Honorable mention Class 6A all-state honoree as a senior . . . **Career** -- Holds school records for career rushing yards and touchdowns, along with most rushing yards in a game . . . rushed for 1,500 yards and 16 touchdowns as a senior . . . scored 15 touchdowns while rushing for 1,200 yards as a sophomore . . . gained 1,100 yards and scored 15 touchdowns as a sophomore . . . set freshmen record for most yards in a season with 908 yards and 13 touchdowns . . . team captain as a senior . . . also competed in track.

**Personal** -- Born Sept. 4, 1997... open major . . . parents are Olufunmilayo and Ebenezer Akinribade . . . high school coach was Brett Comer.

**61 - Cole Banwart****Offensive Line****6-4, 280, Freshman****Ottosen, Iowa (Algona)**

**High School honors** -- First-team all-state as offensive lineman as a senior . . . first-team all-state as defensive lineman as a sophomore and junior . . . **Career** -- Four-year football letterman as offensive and defensive lineman . . . as a senior helped prep team win first playoff game since 2008 . . . recorded 30 tackles as a senior, with 17 solo stops and 13 assists . . . had eight solo tackles for loss and four sacks . . . offense averaged 273.4 rushing yards and 325.3 yards total offense per game . . . collected 38 tackles as a junior, including 22 solo tackles and 16 assists . . . as a sophomore had 61 tackles, including 40 solo stops and 21 assists . . . collected 14 sacks and two fumble recoveries as a sophomore . . . 11 tackles as a freshman, including eight solo stops and two sacks . . . team captain as a senior . . . also lettered in baseball, basketball, golf and track.

**Personal** -- Born Aug. 21, 1997... open major . . . earned first-team academic all-district honors . . . parents are Tina and Craig Banwart . . . high school coach was Andy Jacobson.

**42 - Shaun Beyer****Tight End****6-5, 210, Freshman****Shellsburg, Iowa (Cedar Rapids Kennedy)**

**High School honors** -- Earned elite first-team all-state honors as utility player as a senior . . . Class 4A team captain and Player of the Year . . . All-Metro Player of the Year . . . first-team all-conference as a junior and senior . . . second-team all-state as a junior . . . first-team all-district and all-metro as a junior . . . **Career** -- Three-year football letterman as tight end, wide receiver, linebacker, safety, and punter . . . had 43 receptions for 853 yards and 11 touchdowns as a senior, along with 60 rushing attempts for 682 yards and five touchdowns and completing 5-of-8 passes for 41 yards . . . averaged 44.6 yards on 36 punts, with a long of 76 yards . . . on defense recorded 45 solo tackles and 17 assists, with 13 tackles for loss and six sacks . . . also had one interception return for a touchdown . . . in 11 games as a junior, had 35 receptions for 471 yards and eight touchdowns, with 15 rushing attempts for 116 yards . . . averaged 33.2 yards on 34 punts . . . recorded 57 solo tackles and 32 assists, with two tackles for loss and one interception . . . played in four games as a sophomore, averaging 42.5 yards on four punts, with a long of 53 yards . . . helped prep team post school-best 13-1 record as a senior, while completing season as state runner-up . . . team advanced to second round of playoffs as a junior and quarterfinals as a sophomore . . . holds multiple school and Cedar Rapids metro records . . . team captain as a senior . . . also competed in track (high jump and hurdles), wrestling, and basketball.

**Personal** -- Born Nov. 11, 1996... biology major . . . earned academic All-Metro honors . . . parents are Dawn and Ken Beyer . . . attended same high school as DL Dalles Jacobus . . . high school coach was Brian White.

**20 - Cedric Boswell****Defensive Back****5-11, 175, Freshman****Beverly Hills, Michigan (Groves)**

**High School honors** -- Earned all-state and all-conference honors as a senior . . . all-conference recognition as a junior . . . **Career** -- Played both defensive back and running back as a prep . . . holds school record for rushing yards in a game (334 yards) . . . helped prep team post an 11-1 record as a senior while reaching second round of state playoffs . . . team advanced to first round of playoffs as a junior . . . also lettered in track, placing second in the state in the 100-meter dash as a junior.

**Personal** -- Born Aug. 15, 1998... engineering major . . . parents are Shelly Blannon and Cedrick Boswell, Sr.... high school coach was Brendan Flaherty.

**87 - Noah Fant****Tight End****6-5, 220, Freshman****Omaha, Nebraska (Omaha South)**

**High School honors** -- Earned first-team all-state and all-metro honors as a senior . . . was named all-metro tight end MVP and named to Super Six squad . . . second-team all-state and first-team all-metro as a junior . . . all-metro and all-state honorable mention as a sophomore . . . **Career** -- Played both tight end and defensive end . . . holds school records for receptions in a season and career, and touchdowns in a season and career . . . team captain as a junior and senior . . . also competed in track (sprints, high jump, triple jump) and basketball.

**Personal** -- Born Nov. 20, 1997... biology major . . . named Greater Omaha Scholar-Athlete . . . parents are Kathy and Willie Fant... high school coach was Chris Fant.

**57 - Chauncey Golston****Defensive End****6-5, 227, Freshman****Detroit, Michigan (East English Village Prep)**

**High School honors** -- First-team all-state, all-metro, and all-city as a senior . . . honorable mention all-city as a junior . . . **Career** -- Helped prep team reach state playoffs three straight years while winning 23 total games . . . recorded 43 tackles as a senior, with nine sacks . . . recorded 53 tackles as a junior with 13 sacks . . . team captain as a junior and senior.

**Personal** -- Born Feb. 10, 1998... open major . . . member of National Honor Society . . . earned academic All-America recognition . . . mother is Linda Golston... one of three players from Detroit on the Iowa roster . . . attended same high school as DB Desmond King and DE Cedrick Lattimore . . . high school coach was Rod Oden.



**38 - - T.J. Hockenson**
**Tight End**
**6-5, 230, Freshman**
**Chariton, Iowa (Chariton)**

**High School honors** -- Named elite all-state first team as a senior . . . first-team all-state as a sophomore and junior . . . first-team all-district as sophomore, junior, and senior after earning honorable mention all-district as a freshman . . . **Career** -- Four-year football letterman as tight end and defensive back, helping team reach state playoffs as a senior . . . holds school records for receiving yards in a game, season, and career . . . also holds records for touchdown receptions in a season and career . . . recorded 85 catches for 1,219 yards and 17 touchdowns as a senior, while recording 39 tackles, four sacks, and two interceptions on defense . . . as a junior totaled 73 receptions for 1,116 yards and 18 touchdowns, while collecting 22 tackles and one interception on defense . . . recorded 60 catches for 931 yards and 10 touchdowns as a sophomore, with 15 tackles, two interceptions and one touchdown on defense . . . 20 receptions for 294 yards and four touchdowns as a freshman . . . team captain as a junior and senior.

**Personal** -- Born March 7, 1997 . . . open major . . . parents are Teri and Tod Hockenson . . . high school coach was Curt Smyser.

**27 - - Amani Hooker**
**Defensive Back**
**6-0, 203, Freshman**
**Minneapolis, Minnesota (Park Center)**

**High School honors** -- Conference MVP as a senior . . . earned first-team all-state honors as a senior and was finalist for "Mr. Football" . . . second-team all-state as a junior and third-team all-state as a sophomore . . . first-team all-conference for three straight seasons . . . **Career** -- Played defensive back, quarterback, running back, and wide receiver as a prep . . . set school record for interceptions in a season (11) . . . helped team post 9-3 record as a senior, while reaching state playoffs . . . team captain as a senior . . . also lettered in basketball.

**Personal** -- Born June 14, 1998 . . . business major . . . parents are Janice Hooker and Ray Hooker . . . high school coach was Paul Strong.

**77 - - Alaric Jackson (AH-lair-ick)**
**Offensive Line**
**6-7, 285, Freshman**
**Detroit, Michigan (Renaissance)**

**High School honors** -- Named first-team all-state and all-city and listed as Top 10 player in the state of Michigan . . . third-team all-state as a junior . . . **Career** -- Played offensive and defensive line . . . helped prep team advance to state playoffs as a junior . . . set school record for sacks in a season . . . team captain as a senior . . . also participated for prep basketball, soccer, baseball, and track teams.

**Personal** -- Born July 14, 1998, in Windsor, Ontario, Canada . . . sports medicine major . . . mother is Dionne Jackson . . . one of three players from Detroit on the Iowa roster . . . high school coach was Lou Beatty.

**52 - - Amani Jones**
**Linebacker**
**6-0, 215, Freshman**
**Chicago, Illinois (Phillips)**

**High School honors** -- Earned all-state honors as a junior . . . named to Sun Times All-Public League football team as senior . . . **Career** -- Member of the Class 4A state championship football team in 2015 -- the first Chicago Public Schools team in history to win a state football title . . . missed part of senior season because of injury . . . led team to the 4A state title game as a junior, posting a game-best 14 tackles . . . team finished with a 12-2 record . . . team captain as a senior . . . also ran track (4x400, 4x200, 4x100, and open 400).

**Personal** -- Born July 22, 1998 . . . criminal justice/sociology major . . . mother is Marie Parker . . . high school coach was Troy MacAllister.

**95 - - Cedrick Lattimore**
**Defensive End**
**6-5, 260, Freshman**
**Redford, Michigan (East English Village Prep)**

**High School honors** -- Named to state Dream Team and a Top 10 Player in the State as a senior . . . earned first-team all-state and all-city honors as a senior . . . all-state honorable mention as a junior . . . **Career** -- Played both defensive end and tackle as a prep, helping team post 16-7 mark in final two seasons . . . set school record with 17 sacks as a senior . . . also lettered in basketball.

**Personal** -- Born Feb. 6, 1998 . . . sports medicine major . . . parents are Carla Spivey and Cedrick Lattimore, Sr . . . attended same high school as DB Desmond King and DE Chauncey Golston . . . high school coach was Rod Oden.

**97 - - Romeo McKnight**
**Defensive End**
**6-5, 235, Freshman**
**Crystal Lake, Illinois (Crystal Lake Central)**

**High School honors** -- Ranked as the No. 9 prospect in Illinois . . . **Career** -- Played both defensive end and running back as a prep . . . missed his senior season because of injury . . . also competed in wrestling, winning Illinois Class 2A state title at 220 pounds as a junior and earning All-America honors three years.

**Personal** -- Born March 25, 1998, in South Bend, Ind . . . business major . . . mother is Michele McKnight . . . high school coach was Jon McLaughlin.

**49 - - Nick Niemann**
**Linebacker**
**6-4, 220, Freshman**
**Sycamore, Illinois (Sycamore)**

**High School honors** -- First-team all-state and all-conference as a senior . . . named Defensive Player of the Year in Northern Illinois Big 12 Conference . . . Daily Chronicle Player of the Year . . . honorable mention all-conference as a junior . . . **Career** -- Two-year letterman as linebacker and tight end . . . as a senior recorded 94 tackles with eight tackles for loss and four sacks, while also recording 14 receptions for 366 yards . . . totaled 81 tackles as a junior with three tackles for loss, along with nine receptions on offense for 276 yards and three touchdowns . . . helped prep team reach state quarterfinals as a junior and returned to the playoffs as a senior . . . teamed with older brother as a sophomore to help team advance to state semifinals . . . team captain as a senior.

**Personal** -- Born Dec. 2, 1997, in Waterloo, Iowa . . . open major . . . first-team academic all-state honors and member of National Honor Society . . . brother of Iowa junior linebacker Ben Niemann . . . one of five sets of brothers on the Iowa roster . . . parents are Lou Ann and Jay Niemann . . . father is assistant football coach at Rutgers . . . high school coach was Joe Ryan.

**5 - - Manny Rugamba (ru-GUM-buh)****Defensive Back****6-0, 172, Freshman****Naperville, Illinois (Naperville Central)**

**High School honors** -- Named *Chicago Tribune* first-team all-state as a senior . . . unanimous first-team all-conference and all-area as a senior . . . special mention all-conference as a junior . . . **Career** -- Recorded 112 receptions for 1,615 yards and 11 touchdowns as a senior . . . on defense recorded 30 solo tackles and 15 assists with six interceptions and eight pass break-ups . . . team posted 10-2 record and reached state quarterfinals as a senior . . . also reached state quarterfinals as a junior with 9-3 record . . . member of state championship team (11-3) as a sophomore . . . team captain as a senior.

**Personal** -- Born March 10, 1998 . . . open major . . . mother is Daniella Umutanguha . . . one of three players from Naperville on the Iowa roster . . . cousin of DB Jonathan Lubanza . . . high school coach was Michael Stine.

**74 - - Austin Schulte****Defensive End****6-4, 250, Freshman****Pella, Iowa (Pella)**

**High School honors** -- Earned third-team all-state honors as a junior by the Iowa Newspaper Association . . . **Career** -- Played both linebacker and tight end while earning three letters in football . . . team won state title his junior and senior seasons . . . three-year combined record of 39-1 . . . helped team reach state playoffs four straight years . . . missed senior season after being injured in first game of the season . . . recorded six solo tackles, three assists, and one pass reception before being injured . . . recorded 36 solo tackles and 35 assists as a junior with 15.5 tackles for loss and 4.5 sacks . . . had five receptions on offense for 77 yards and two touchdowns . . . recorded 38 tackles as a sophomore, including 4.5 tackles for loss and 1.5 sacks . . . team captain as a senior . . . also lettered in basketball, baseball, and track.

**Personal** -- Born April 8, 1998 . . . engineering major . . . earned academic all-district recognition . . . parents are Carol and Matthew Schulte . . . attended same high school as DL Garret Jansen . . . high school coach was Jay McKinstrey.

**93 - - Brandon Simon****Defensive End****6-1, 236, Freshman****Newark, New Jersey (Don Bosco Prep)**

**High School honors** -- Two-time All-Non-Public Group selection . . . earned first-team defensive honors as a senior, second-team as a junior . . . **Career** -- Led team to the 2015 Non-Public Group 4 state championship, posting a 9-3 record . . . team captain as a senior.

**Personal** -- Born Oct. 7, 1997 . . . majoring in pre-law/business . . . parents are Katrice and Gerry Simon . . . one of two players from Newark on the Iowa roster . . . high school coach was Greg Toal.

**4 - - Nathan Stanley****Quarterback****6-5, 212, Freshman****Menomonie, Wisconsin (Menomonie)**

**High School honors** -- Earned honorable mention all-state honors as a senior . . . first-team all-conference and all-region as a senior . . . honorable mention all-state and first-team all-conference as a sophomore . . . **Career** -- Four-year letterman as quarterback, defensive back, and punter . . . missed majority of junior season because of injury . . . helped prep team win 24 games in three seasons and advance to state playoffs four straight years . . . passed for 1,728 yards and 16 touchdowns as a senior with four interceptions . . . rushed 44 times for 213 yards and three touchdowns, while averaging 44.9 yards per punt . . . passed for 670 yards and six touchdowns before being injured as a junior, while rushing for 95 yards and one touchdown . . . as a sophomore threw for 1,276 yards and 14 touchdowns, while rushing for 60 yards and one touchdown . . . also averaged 45.6 yards per punt . . . punted for varsity squad as a freshman, averaging 44 yards per punt . . . holds school records for passing yards (3,674) and career touchdowns (36) . . . team captain as a junior and senior . . . also four-year starter in both basketball and baseball.

**Personal** -- Born Aug. 26, 1997 . . . physical therapy major . . . member of National Honor Society . . . earned academic all-state recognition . . . parents are Donita and Jay Stanley . . . high school coach was Joe La Buda.

**55 - - Kyle Taylor****Linebacker****6-2, 220, Freshman****Silver Springs, Maryland (Gonzaga, Washington, D.C.)**

**High School honors** -- Class AA all-state selection . . . selected as an All-Met defensive player . . . **Career** -- Finished with 81 tackles, including four tackles for loss and two sacks as a senior, despite missing the first three games because of injury . . . had 43 tackles, including two tackles for loss and one sack as a junior and 72 tackles, 14 tackles for loss, five sacks, and one forced fumble as a sophomore . . . led team to an 11-2 record and a DCSAA championship as a senior . . . helped Don Bosco hand DeMatha its lone loss in 2015 . . . also played lacrosse.

**Personal** -- Born July 14, 1997 . . . open major . . . brother of DB Miles Taylor . . . one of five sets of brothers on the Iowa roster . . . parents are Audrey and Chuck Taylor . . . high school coach was Randy Trivers.

**35 - - Barrington Wade****Linebacker****6-1, 210, Freshman****Skokie, Illinois (Niles North HS)**

**High School honors** -- Earned honorable mention All-America recognition . . . first-team all-state as a senior, earning MVP and Sportsmanship Award . . . named *Chicago Tribune* first-team all-state as a senior . . . first-team all-conference for three straight seasons . . . **Career** -- Played both running back and linebacker . . . helped prep team advance to third round of state playoffs as a senior . . . team captain for three seasons . . . also competed in football and track.

**Personal** -- Born March 16, 1998 . . . open major . . . parents are Christine Thurmond and Barrington Wade, Sr . . . high school coach was Mark Egofske.

**34 - - Kristian Welch**

Linebacker

6-3, 220, Freshman

Iola, Wisconsin (Iola-Scandinavia)

**High School honors** -- Earned all-state and all-region honors as a senior . . . first-team all-conference linebacker and running back as a junior and senior . . . honorable mention all-conference linebacker as a sophomore . . . team defensive MVP as a senior . . . **Career** -- Played both linebacker and running back, helping team reach state playoffs for three straight years . . . rushed 85 times for 1,000 yards and 10 touchdowns as a senior, while recording 75 tackles on defense . . . rushed 120 times for 1,300 yards and 13 touchdowns as a junior with 65 tackles on defense . . . as a sophomore rushed 100 times for 980 yards and nine touchdowns, while compiling 45 tackles . . . rushed 15 times for 200 yards and a touchdown as a freshman . . . team captain as a junior and senior . . . also competed for prep basketball team, serving as team captain and earning team MVP honors.

**Personal** -- Born May 24, 1998... open major . . . earned academic High Honors throughout prep career . . . parents are Mary and Tim Welsh . . . high school coach was Scott Erickson.

**63 - - Spencer Williams**

Offensive Line

6-3, 290, Freshman

Cedar Falls, Iowa (Cedar Falls)

**High School honors** -- Earned first-team all-state by Iowa Newspaper Association and *Des Moines Register*, all-conference, and all-metro honors as a senior . . . third-team all-state and all-conference honors as a junior, along with first-team all-metro honors . . . first-team all-metro and third-team all-conference as a sophomore . . . Iowa Shrine Game selection... member of the Des Moines Register's Iowa Eight... Blue-Grey All-American... **Career** -- Three-year letterman as offensive and defensive lineman, helping prep team reach state playoffs three straight years with combined record of 21-11 . . . team captain as a junior and senior . . . two-year letterman in track.

**Personal** -- Born March 2, 1998... open major . . . four-year member of prep Honor Roll . . . mother is Kim Williams, father is Terry Williams, and step-father is Mike Francis . . . attended same high school as OL Ike Boettger . . . high school coach was Brad Remmert.

**80 - - Devonte Young**

Wide Receiver

6-0, 195, Freshman

Waldorf, Maryland (North Point)

**High School honors** -- Consensus first-team all-state selection as a senior defensive back . . . earned first-team all-conference and all-metro honors as a senior, while being named Conference Player of the Year . . . second-team all-conference as a junior . . . first-team all-metro as a sophomore . . . **Career** -- Three-year letterman as both wide receiver and safety . . . helped prep team advance to state playoffs as a sophomore (11-1 at Gwynn Park) and senior (10-1 at North Point) . . . conference champions as a senior while reaching regional semifinals . . . as a senior recorded 45 receptions for 802 yards and six touchdowns, with 15 rushing attempts for 201 yards and two touchdowns . . . also completed two pass attempts, one for a touchdown . . . recorded 40 tackles on defense as a senior with four interceptions . . . recorded 700 punt return yards, scoring two touchdowns, while also scoring on one fumble and one interception return . . . team captain as a senior . . . also competed for prep track team.

**Personal** -- Born Feb. 20, 1997... business major . . . parents are Angela and Jude Young... high school coach was Tom Petre.

**28 - - Toren Young**

Running Back

5-11, 220, Freshman

Madison, Wisconsin (Monona Grove HS)

**High School honors** -- Named Blue-Grey All-American as a senior . . . conference and area Player of the Year as a senior . . . first-team all-state as a senior by The Associated Press and coaches . . . finalist for Elroy "Crazy Leg" Hirsch Award as a senior . . . first-team all-conference and all-region as a junior and senior . . . conference Player of the Year as a junior . . . first-team all-conference and honorable mention all-region as a sophomore . . . **Career** -- Helped prep team post 14-0 record and earn state championship as a sophomore . . . member of prep team that won conference title seven straight seasons . . . combined record of 18-5 in final two seasons while advancing to state playoffs four straight years . . . rushed 333 times for 2,779 yards and 28 touchdowns as a senior . . . recorded 194 rushing attempts for 1,123 yards and 15 touchdowns as a junior . . . as a sophomore rushed 173 times for 1,134 yards and 11 touchdowns . . . rushed five times for 83 yards as a freshman . . . team captain as a junior and senior . . . also competed for prep track team.

**Personal** -- Born Sept. 4, 1997... open major . . . mother is Tianna Parkinson . . . high school coaches were Michael Stassi and Brandon Beckwith.



## Game-By-Game Results

Date	Opponent	W/L	Score	Record	Big Ten Record	Time	Attendance
Sept. 5	Illinois State	W	31-14	1-0	0-0	2:55	59,450
Sept. 12	at Iowa State	W	31-17	2-0	0-0	3:15	61,500
Sept. 19	Pittsburgh	W	27-24	3-0	0-0	3:05	63,636
Sept. 26	North Texas	W	62-16	4-0	0-0	3:18	56,041
Oct. 3	at #18/19 Wisconsin*	W	10-6	5-0	1-0	3:15	80,933
Oct. 10	Illinois*	W	29-20	6-0	2-0	3:29	66,693
Oct. 17	at #20/21 Northwestern*	W	40-10	7-0	3-0	3:24	44,135
Oct. 31	Maryland*	W	31-15	8-0	4-0	3:08	62,667
Nov. 7	at Indiana*	W	35-27	9-0	5-0	2:55	44,739
Nov. 14	Minnesota*	W	40-35	10-0	6-0	3:15	70,585
Nov. 21	Purdue*	W	40-20	11-0	7-0	3:16	62,920
Nov. 27	at Nebraska*	W	28-20	12-0	8-0	3:23	90,830
Dec. 5	vs. #5/5 Michigan State & !	L	13-16	12-1	8-0	3:31	66,985
Jan. 1	vs. #5/6 Stanford !	L	16-45	12-2	8-0	3:23	94,268

\* - Big Ten Conference game, & - Big Ten Championship Game (Indianapolis), ! - The Rose Bowl Game (Pasadena, Calif.)

<b>Overall Record:</b> 12-2	<b>Overall Attendance/Average:</b> 764,129/54,581	<b>Score by Quarters</b> 1st 2nd 3rd 4th OT Total
<b>Big Ten Record:</b> 8-0	<b>Home Attendance/Average:</b> 441,992/63,142	Iowa 74 153 75 131 0 433
<b>Home Record:</b> 7-0	<b>Away Attendance/Average:</b> 160,884/64,427	Opponents 47 99 48 91 0 285
<b>Away Record:</b> 5-0	<b>Neutral Attendance/Average:</b> 161,253/80,626	
<b>Neutral Record:</b> 0-2		

( PATs )										
SCORING	TD	FGs	Kick	Rush	Rcv	Pass	DXP	Saf	Pts	
Koehn	-	16-20	47-53	-	-	-	-	-	95	
Canzeri	13	-	-	-	-	-	-	-	78	
Daniels	8	-	-	-	-	-	-	-	48	
Wadley	8	-	-	-	-	-	-	-	48	
Beathard	6	-	-	0-1	-	-	-	-	36	
Kittle	6	-	-	-	-	-	-	-	36	
VandeBerg	4	-	-	-	-	-	-	-	24	
Smith	3	-	-	-	-	-	-	-	18	
Mitchell	2	-	-	-	-	-	-	-	12	
Bower	1	-	-	-	-	-	-	-	6	
Krieger-Coble	1	-	-	-	-	-	-	-	6	
Jewell	1	-	-	-	-	-	-	-	6	
McCarron	1	-	-	-	-	-	-	-	6	
King	1	-	-	-	-	-	-	-	6	
Hesse	1	-	-	-	-	-	-	-	6	
Recinos	-	-	2-2	-	-	-	-	-	2	
<b>Total</b>	<b>56</b>	<b>16-20</b>	<b>49-55</b>	<b>0-1</b>	-	-	-	-	<b>433</b>	
<b>Opponents</b>	<b>32</b>	<b>20-24</b>	<b>31-31</b>	<b>1-1</b>	-	-	-	-	<b>285</b>	

PUNTING	No.	Yds	Avg	Long	TB	FC	I20	50+	Blk
Kidd	59	2371	40.2	64	4	21	22	11	1
Koehn	8	327	40.9	64	0	0	3	1	0
Team	1	0	0.0	0	0	0	0	0	0
<b>Total</b>	<b>68</b>	<b>2698</b>	<b>39.7</b>	<b>64</b>	<b>4</b>	<b>21</b>	<b>25</b>	<b>12</b>	<b>1</b>
<b>Opponents</b>	<b>76</b>	<b>3101</b>	<b>40.8</b>	<b>70</b>	<b>2</b>	<b>28</b>	<b>27</b>	<b>11</b>	<b>1</b>

FIELD GOALS	FG-Att	Pct	01-19	20-29	30-39	40-49	50+	Lg	Blk
Koehn	16-20	80.0	1-1	2-3	5-6	7-9	1-1	57	0
<b>Total</b>	<b>16-20</b>	<b>80.0</b>	<b>1-1</b>	<b>2-3</b>	<b>5-6</b>	<b>7-9</b>	<b>1-1</b>	<b>57</b>	<b>0</b>
<b>Opponents</b>	<b>20-24</b>	<b>83.3</b>	<b>1-1</b>	<b>5-5</b>	<b>8-8</b>	<b>6-7</b>	<b>0-3</b>	<b>48</b>	<b>1</b>

FG SEQUENCE	IOWA	OPPONENTS
Illinois State	(40)	50
Iowa State	(49)	(37)
Pittsburgh	(43),(57)	(48)
North Texas	-	(38),(38),(31)
Wisconsin	27,(33)	(46),(42),(46)
Illinois	(19),(34),(40)	(37),(40)
Northwestern	(36),(34),(22)	(20)
Maryland	45,(49)	-
Indiana	-	(32),(28)
Minnesota	(47),(38),48	-
Purdue	-	(20),(22)
Nebraska	-	(39),(42)
Michigan State	(24),(43)	(23),52,52,(29),(47)
#6 Stanford	(39)	(31)

Numbers in parenthesis indicate FG was made

**TEAM STATISTICS (All Games)**

	Iowa	Opp.
<b>SCORING</b>	<b>433</b>	<b>285</b>
Points Per Game	30.9	20.4
Touchdowns	56	32
Field Goals-Attempts	16-20	20-24
PATs-Attempts	49-56	32-32

<b>FIRST DOWNS</b>	<b>284</b>	<b>270</b>
Rushing	135	99
Passing	123	145
Penalty	26	26

<b>RUSHING</b>		
Rushing Attempts	568	469
Yards gained rushing	2927	2004
Yards lost rushing	383	304
Net yards Rushing	2544	1700
Average Per Rush	4.5	3.6
Average Per Game	181.7	121.4
TDs Rushing	35	11

<b>PASSING</b>		
Comp-Att-Int	227-369-5	265-493-19
Passing Yards	2862	3074
Average Per Game	204.4	219.6
Average Per Pass	7.8	6.2
Average Per Catch	12.6	11.6
TDs Passing	17	17

<b>TOTAL OFFENSE</b>		
Total Plays-Yards	973-5406	962-4774
Average Per Play	5.8	5.0
Average Per Game	386.1	341.0

<b>PUNTING</b>		
Number-Yards	68-2698	76-3101
Average Per Punt	39.7	40.8
Net Punt Average	35.9	37.0

<b>MISCELLANEOUS</b>		
Kickoff Returns: #-Yards	35-797	36-848
Kickoff Return Average	22.8	23.6
Punt Returns: #-Yards	18-251	13-180
Punt Returns Average	13.9	13.8
Int. Returns: #-Yards	19-321	5-113
Int. Return Average	16.9	22.6
Fumbles-Lost	19-11	15-8
Penalties-Yards	73-683	89-824
Average Per Game	48.8	58.9
Time of Possession/Game	31:38	28:22
3rd-Down Conversions (%)	80/192 (42%)	77/210 (37%)
4th-Down Conversions (%)	9/14 (64%)	15/27 (56%)
Sacks By-Yards	30-217	30-221
Misc. Yards	0	0

**TEAM STATISTICS (Big Ten Games Only)**

	Iowa	Opp.
<b>SCORING</b>	<b>253</b>	<b>153</b>
Points Per Game	31.6	19.1
Touchdowns	33	17
Field Goals-Attempts	9-13	11-12
PATs-Attempts	28-33	17-17

<b>FIRST DOWNS</b>	<b>284</b>	<b>270</b>
Rushing	135	99
Passing	123	145
Penalty	26	26

<b>RUSHING</b>		
Rushing Attempts	345	262
Yards gained rushing	1852	1129
Yards lost rushing	193	145
Net yards Rushing	1659	984
Average Per Rush	4.8	3.8
Average Per Game	207.4	123.0
TDs Rushing	23	9

<b>PASSING</b>		
Att-Comp-Int	111-197-2	164-303-12
Passing Yards	1435	1817
Average Per Game	179.4	227.1
Average Per Pass	7.3	6.0
Average Per Catch	12.9	11.1
TDs Passing	8	7

<b>TOTAL OFFENSE</b>		
Total Plays-Yards	542-3094	565-2801
Average Per Play	5.7	5.0
Average Per Game	386.8	350.1

<b>PUNTING</b>		
Number-Yards	42-1602	45-1811
Average Per Punt	38.1	40.2
Net Punt Average	36.5	37.6

<b>MISCELLANEOUS</b>		
Kickoff Returns: #-Yards	17-396	26-649
Kickoff Return Average	23.3	25.0
Punt Returns: #-Yards	9-78	10-67
Punt Return Average	8.7	6.7
Int. Returns: #-Yards	12-184	2-24
Int. Return Average	15.3	12.0
Fumbles-Lost	8-4	11-7
Penalties-Yards	41-413	54-522
Average Per Game	51.6	65.2
Time of Possession/Game	32:03	27:57
3rd-Down Conversions (%)	46/113 (41%)	42/118 (36%)
4th-Down Conversions (%)	3/6 (50%)	9/16 (56%)
Sacks By-Yards	13-99	15-103
Misc. Yards	0	0



RUSHING	G	Att	Gain	Loss	Net	Avg	TD	Long	Avg/G
Canzeri	12	183	1029	45	984	5.4	12	75	82.0
Daniels	12	145	665	19	646	4.5	8	51	53.8
Wadley	9	83	509	13	496	6.0	7	65	55.1
Beathard	14	100	468	231	237	2.4	6	57	16.9
Mitchell	12	25	181	19	162	6.5	2	45	13.5
Koehn	14	2	25	0	25	12.5	0	17	1.8
VandeBerg	14	2	24	0	24	12.0	0	15	1.7
Joly	2	2	13	0	13	6.5	0	8	6.5
Kulick	13	3	8	0	8	2.7	0	4	0.6
Plewa	14	1	3	0	3	3.0	0	3	0.2
Wiegers	4	1	0	8	-8	-8.0	0	0	-2.0
Parker	6	2	2	12	-10	-5.0	0	2	-1.7
Team	11	19	0	36	-36	-1.9	0	0	-3.3
<b>Total</b>	<b>14</b>	<b>568</b>	<b>2927</b>	<b>383</b>	<b>2544</b>	<b>4.5</b>	<b>35</b>	<b>75</b>	<b>181.7</b>
<b>Opponents</b>	<b>14</b>	<b>469</b>	<b>2004</b>	<b>304</b>	<b>1700</b>	<b>3.6</b>	<b>11</b>	<b>37</b>	<b>121.4</b>

PASSING	G	Effic.	Cmp-Att-Int	Pct.	Yds.	TD	Lng	Avg/G
Beathard	14	139.52	223-362-5	61.6	2809	17	85	200.6
Wiegers	4	142.20	3-4-0	75.0	32	0	22	8.0
Team	14	0.00	0-2-0	0.0	0	0	0	0.0
Smith	13	276.40	1-1-0	100.0	21	0	21	1.6
<b>Total</b>	<b>14</b>	<b>139.16</b>	<b>227-369-5</b>	<b>61.5</b>	<b>2862</b>	<b>17</b>	<b>85</b>	<b>204.4</b>
<b>Opponents</b>	<b>14</b>	<b>109.80</b>	<b>265-493-19</b>	<b>53.8</b>	<b>3074</b>	<b>17</b>	<b>75</b>	<b>219.6</b>

TOTAL OFFENSE	G	Plays	Rush	Pass	Total	Avg/G
Beathard	14	462	237	2809	3046	217.6
Canzeri	12	183	984	0	984	82.0
Daniels	12	145	646	0	646	53.8
Wadley	9	83	496	0	496	55.1
Mitchell	12	25	162	0	162	13.5
Koehn	14	2	25	0	25	1.8
Wiegers	4	5	-8	32	24	6.0
VandeBerg	14	2	24	0	24	1.7
Smith, T.	13	1	0	21	21	1.6
Joly	2	2	13	0	13	6.5
Kulick	13	3	8	0	8	0.6
Plewa	14	1	3	0	3	0.2
Parker	6	2	-10	0	-10	-1.7
Team	14	21	-36	0	-36	-3.3
<b>Total</b>	<b>14</b>	<b>937</b>	<b>2544</b>	<b>2862</b>	<b>5406</b>	<b>386.1</b>
<b>Opponents</b>	<b>14</b>	<b>962</b>	<b>1700</b>	<b>3074</b>	<b>4774</b>	<b>341.0</b>

RECEIVING	G	No.	Yds	Avg	TD	Long	Avg/G
VandeBerg	14	65	703	10.8	4	48	50.2
Krieger-Coble	14	35	405	11.6	1	32	28.9
Smith, T.	13	32	563	17.6	3	85	43.3
Kittle	14	20	290	14.5	6	43	20.7
Canzeri	12	20	208	10.4	1	51	17.3
Hillyer	14	16	212	13.2	0	32	15.1
Mitchell	12	15	141	9.4	0	23	11.8
Smith, J.	13	6	141	23.5	0	49	10.8
Wadley	9	6	94	15.7	1	31	10.4
McCarron	14	5	56	11.2	1	25	4.0
Plewa	14	2	7	3.5	0	4	0.5
Kulick	13	1	22	22.0	0	22	1.7
Outsey	8	1	10	10.0	0	10	1.2
Daniels	12	1	9	9.0	0	9	0.8
Cox	14	1	1	1.0	0	1	0.1
Stone	10	1	0	0.0	0	0	0.0
<b>Total</b>	<b>14</b>	<b>227</b>	<b>2862</b>	<b>12.6</b>	<b>17</b>	<b>85</b>	<b>204.4</b>
<b>Opponents</b>	<b>14</b>	<b>265</b>	<b>3074</b>	<b>11.6</b>	<b>17</b>	<b>75</b>	<b>219.6</b>



PUNT RETURNS	No.	Yds	Avg	TD	Long
King	17	241	14.2	0	38
McCarron	1	10	10.0	0	10
<b>Total</b>	<b>18</b>	<b>251</b>	<b>13.9</b>	<b>0</b>	<b>38</b>
<b>Opponents</b>	<b>13</b>	<b>180</b>	<b>13.8</b>	<b>2</b>	<b>63</b>

KICK RETURNS	No.	Yds	Avg	TD	Long
King	29	708	24.4	0	58
McCarron	3	63	21.0	0	24
Parker	1	24	24.0	0	24
Kittle	1	2	2.0	0	2
Krieger-Coble	1	0	0.0	0	0
<b>Total</b>	<b>35</b>	<b>797</b>	<b>22.8</b>	<b>0</b>	<b>58</b>
<b>Opponents</b>	<b>36</b>	<b>848</b>	<b>23.6</b>	<b>1</b>	<b>100</b>

INTERCEPTIONS	No.	Yds	Avg	TD	Long
King	8	118	14.8	1	88
Jewell	4	63	15.8	1	34
Mabin	2	26	13.0	0	26
Hesse	1	4	4.0	1	4
Fisher	1	10	10.0	0	10
Bower	1	88	88.0	1	88
Taylor	1	12	12.0	0	6
Lomax	1	0	0.0	0	0
<b>Total</b>	<b>19</b>	<b>321</b>	<b>16.9</b>	<b>4</b>	<b>88</b>
<b>Opponents</b>	<b>5</b>	<b>113</b>	<b>22.6</b>	<b>1</b>	<b>66</b>

ALL PURPOSE	G	Rush	Rec	PR	KOR	IR	Tot	Avg/G
Canzeri	12	984	208	0	0	0	1192	99.3
King	14	0	0	241	708	118	1067	76.2
VandeBerg	14	24	703	0	0	0	727	51.9
Daniels	12	646	9	0	0	0	655	54.6
Wadley	9	496	94	0	0	0	590	65.6
Smith	13	0	563	0	0	0	563	43.3
Krieger-Coble	14	0	405	0	0	0	405	28.9
Mitchell	12	162	141	0	0	0	303	25.2
Kittle	14	0	290	0	2	0	292	20.9
Beathard	14	237	0	0	0	0	237	16.9
Hillyer	14	0	212	0	0	0	212	15.1
Smith, J.	13	0	141	0	0	0	141	10.8
McCarron	14	0	56	10	63	0	129	9.2
Bower,	14	0	0	0	0	88	88	6.3
Jewell	14	0	0	0	0	63	63	4.5
Kulick	13	8	22	0	0	0	30	2.3
Mabin	14	0	0	0	0	26	26	1.9
Koehn	14	25	0	0	0	0	25	1.8
Parker	6	-10	0	0	24	0	14	2.3
Joly	2	13	0	0	0	0	13	6.5
Taylor	14	0	0	0	0	12	12	0.9
Fisher	14	0	0	0	0	10	10	0.7
Plewa	14	3	7	0	0	0	10	0.7
Outsey	8	0	10	0	0	0	10	1.2
Hesse	14	0	0	0	0	4	4	0.3
Cox	14	0	1	0	0	0	1	0.1
Wiegers	4	-8	0	0	0	0	-8	-2.0
Team	14	-36	0	0	0	0	-36	-3.3
<b>Total</b>	<b>14</b>	<b>2544</b>	<b>2862</b>	<b>251</b>	<b>797</b>	<b>321</b>	<b>6775</b>	<b>483.9</b>
<b>Opponents</b>	<b>14</b>	<b>1700</b>	<b>3074</b>	<b>180</b>	<b>848</b>	<b>113</b>	<b>5915</b>	<b>422.5</b>

## DEFENSIVE STATISTICS

Player	GP	Tackles		Total	TFL	Sacks	Int-Yds	Pass Def	QBH	Fumbles	FF	Bkld	Saf
		UT	AT			No-Yards		BrUp		Rcv-Yds		Kick	
Jewell	14	62	64	126	7.5-37	3-29	4-63	6	2	1-0	1	-	-
Fisher	14	60	56	116	5.5-24	3-22	1-10	6	3	-	1	-	-
Lomax	14	46	50	96	1.0-2	-	1-0	6	-	-	1	-	-
Meier	14	31	45	76	10.5-52	7-44	-	1	9	1-0	1	-	-
King	14	46	26	72	1.0-5	-	8-118	13	-	-	-	-	-
Taylor	14	38	31	69	2.5-6	1-2	1-12	4	-	1-0	-	-	-
Mabin	14	37	17	54	0.5-1	-	2-26	8	-	-	1	-	-
Johnson	14	22	23	45	5.5-28	4-24	-	1	6	1-0	-	-	-
Niemann	14	22	23	45	6.5-22	4-17	-	2	3	-	-	-	-
Hesse	14	24	20	44	3.0-12	2-8	1-4	2	1	1-0	1	-	-
Bazata	14	18	24	42	5.0-15	3-10	-	1	1	1-0	-	1	-
Fleming	14	9	8	17	-	-	-	5	-	-	-	-	-
Bower	14	4	11	15	1.5-7	2-6	1-88	1	2	-	-	-	-
Nelson, M.	13	9	5	14	1.5-4	1-2	-	-	-	1-0	1	-	-
Ekakitie	12	5	8	13	1.5-2	1-1	-	-	-	1-0	-	-	-
Perry	14	5	7	12	-	-	-	-	-	-	-	-	-
Snyder	13	6	5	11	-	-	-	-	-	-	-	-	-
Ott	6	8	3	11	7.5-57	5-50	-	-	2	-	3	-	-
Gair	10	5	3	8	-	-	-	-	-	-	-	-	-
Jackson	14	8	-	8	-	-	-	2	-	-	-	-	-
Draper	13	3	2	5	-	-	-	2	-	-	-	-	-
Mends	12	1	3	4	0.5-2	1-2	-	-	1	-	-	1	-
Ward	14	3	1	4	1.0-5	-	-	-	-	-	-	-	-
Koehn	14	3	-	3	-	-	-	-	-	-	-	-	-
Terlouw	9	2	1	3	-	-	-	-	-	-	-	-	-
Krieger-Coble	14	2	-	2	-	-	-	-	-	-	-	-	-
McCarron	14	2	-	2	-	-	-	-	-	-	-	-	-
Gervase	6	1	1	2	-	-	-	-	-	-	-	-	-
Spears	6	2	-	2	-	-	-	-	-	-	-	-	-
Hockaday	8	1	1	2	-	-	-	-	-	-	-	-	-
VandeBerg	14	1	-	1	-	-	-	-	-	-	-	-	-
Outsey	8	1	-	1	-	-	-	-	-	-	-	-	-
Plewa	14	1	-	1	-	-	-	-	-	-	-	-	-
Mitchell	12	1	-	1	-	-	-	-	-	-	-	-	-
Kulick	13	1	-	1	-	-	-	-	-	-	-	-	-
Total	14	490	438	928	62-281	30-217	19-321	60	30	8-0	10	2	-
Opponents	14	542	430	972	81-337	30-221	5-113	28	35	11-0	14	2	-

**INDIVIDUAL**

Points	24	2X, Jordan Canzeri vs. North Texas, 9/26/15;
	24	Akrum Wadley at Northwestern, 10/17/15
Rushing Attempts	43	Jordan Canzeri vs. Illinois, 10/10/15
Yards Rushing	256 (43 att.)	Jordan Canzeri vs. Illinois, 10/10/15
Pass Attempts	40 (27 comp.)	C.J. Beathard vs. Pittsburgh, 9/19/15
Pass Completions	27 (40 att.)	C.J. Beathard vs. Pittsburgh, 9/19/15
Yards Passing	278	C.J. Beathard vs. North Texas, 9/26/15
Receptions	9	Matt VandeBerg at Iowa State, 9/12/15
Yards Receiving	118	Jerminic Smith vs. Illinois, 10/10/15
Yards Total Offense	297	C.J. Beathard vs. Pittsburgh, 9/19/15
All-Purpose Yards	271	Jordan Canzeri vs. Illinois, 10/10/15
Yards Punt Returns	71	Desmond King vs. North Texas, 9/26/15
Yards Kickoff Returns	144	Desmond King vs. Stanford, 1/1/16
Field Goals Made	3	Marshall Koehn vs. Illinois, 10/10/15
Extra Points	6	Marshall Koehn vs. North Texas, 9/26/15
Interceptions	2	Desmond King, 2X, last at Wisconsin, 10/3/15
Tackles	15	Josey Jewell at Indiana, 11/7/15
Sacks	2	2X, last Josey Jewell at Northwestern, 10/17/15
TFLs	2.5	3X, last Josey Jewell at Northwestern, 10/17/15

**TEAM OFFENSE (IOWA HIGHS)**

Points	62	vs. North Texas, 9/26/15
Rushing Attempts	51, 2X, (278/294 yds.)	last at Northwestern, 10/17/15
Net Yards Rushing	294 (51 att.)	at Northwestern, 10/17/15
Pass Attempts	40 (27 comp.)	vs. Pittsburgh, 9/19/15
Pass Completions	27 (40 att.)	vs. Pittsburgh, 9/19/15
Yards Passing	278 (19-of-22)	vs. North Texas, 9/26/15
Yards Total Offense	506 vs.	Minnesota, 11/14/15
Total Plays	82	vs. Illinois, 10/10/15
First Downs	27	vs. Minnesota, 11/14/15

**TEAM DEFENSE (OPPONENTS LOWS)**

Points	6	at Wisconsin, 10/3/15
Rushing Attempts	24	vs. Illinois, 10/10/15
Net Yards Rushing	35 (28 att.)	vs. Illinois State, 9/5/15
Pass Attempts	21 (12 comp.)	vs. Stanford, 1/1/16
Pass Completions	11 (23 att.)	vs. Maryland, 10/31/15
Yards Passing	74 (11-of-23)	vs. Maryland, 10/31/15
Yards Total Offense	198	at Northwestern, 10/17/15
Total Plays	55,	2X, last vs. Stanford, 1/1/16
First Downs	13	at Northwestern, 10/17/15

**LONGEST PLAYS**

Run	75 (TD)	Jordan Canzeri vs. Illinois, 10/10/15
Pass	85 (TD)	Tevaun Smith vs. Michigan State, 12/6/15
Field Goal	57	Marshall Koehn vs. Pittsburgh, 9/19/15
Interception Return	88 (TD)	2X, Bo Bower vs. North Texas, 9/26/15;
	88 (TD)	Desmond King vs. Maryland, 10/31/15
Fumble Return	--	
Punt Return	38	Desmond King, 2X, last vs. Stanford, 1/1/16
Kickoff Return	58	Desmond King vs. Minnesota, 11/14/15
Scoring drive	99 (12 plays, 5:30 TOP)	vs. Illinois State, 9/5/15
Non-scoring drive	93 (8 plays, 2:18 TOP)	at Iowa State, 9/12/15



## OFFENSE

Opponent	WR	TE/WR	LT	LG	C	RG	RT	QB	RB	FB/WR/TE	WR/TE
Illinois State	T. Smith	Krieger Coble	Myers	Welsh	Blythe	Walsh	Boettger	Beathard	Daniels	VandeBerg	Hillyer
at Iowa State	VandeBerg	Krieger Coble	Myers	Welsh	Blythe	Walsh	Boettger	Beathard	Daniels	Outsey	Hillyer
Pittsburgh	T. Smith	Kittle	Myers	Welsh	Blythe	Walsh	Boettger	Beathard	Canzeri	VandeBerg	Hillyer
North Texas	McCarron	Krieger Coble	Myers	Welsh	Blythe	Walsh	Boettger	Beathard	Canzeri	Plewa	Kittle
at Wisconsin	J. Smith	VandeBerg	Croston	Welsh	Blythe	Walsh	Boettger	Beathard	Canzeri	Plewa	Hillyer
Illinois	J. Smith	Krieger Coble	Croston	Welsh	Blythe	Walsh	Boettger	Beathard	Canzeri	Plewa	VandeBerg
at Northwestern	VandeBerg	Krieger Coble	Croston	Daniels	Blythe	Walsh	Welsh	Beathard	Canzeri	Plewa	Hillyer
Maryland	T. Smith	Krieger Coble	Myers	Welsh	Blythe	Walsh	Croston	Beathard	Wadley	Plewa	VandeBerg
at Indiana	T. Smith	Krieger Coble	Myers	Welsh	Blythe	Walsh	Croston	Beathard	Wadley	Kittle	VandeBerg
Minnesota	T. Smith	Krieger Coble	Myers	Welsh	Blythe	Walsh	Croston	Beathard	Daniels	Kittle	VandeBerg
Purdue	T. Smith	Krieger Coble	Myers	Welsh	Blythe	Walsh	Croston	Beathard	Daniels	Kittle	VandeBerg
at Nebraska	T. Smith	Krieger Coble	Myers	Welsh	Blythe	Walsh	Croston	Beathard	Daniels	Kittle	VandeBerg
vs. Michigan State	T. Smith	Krieger Coble	Myers	Welsh	Blythe	Walsh	Croston	Beathard	Wadley	Hillyer	VandeBerg
vs. Stanford	T. Smith	Krieger Coble	Croston	Daniels	Blythe	Walsh	Welsh	Beathard	Canzeri	Hillyer	VandeBerg
<b>Consec. Starts</b>	<b>7</b>	<b>9</b>	<b>10</b>	<b>1</b>	<b>45</b>	<b>15</b>	<b>14</b>	<b>14</b>	<b>1</b>	<b>2</b>	<b>10</b>
<b>Career Starts</b>	<b>24</b>	<b>16</b>	<b>10</b>	<b>2</b>	<b>49</b>	<b>37</b>	<b>23</b>	<b>15</b>	<b>8</b>	<b>11</b>	<b>16</b>

## DEFENSE

Opponent	RE	DT	DT	LE	OLB	MLB	WLB	CB	CB	SS	FS
Illinois State	Ott	Johnson	Bazata	Meier	Niemann	Jewell	Fisher	Mabin	King	Taylor	Lomax
at Iowa State	Ott	Johnson	Bazata	Meier	Niemann	Jewell	Fisher	Mabin	King	Taylor	Lomax
Pittsburgh	Hesse	Johnson	Bazata	Meier	Niemann	Jewell	Fisher	Mabin	King	Taylor	Lomax
North Texas	Ott	Johnson	Bazata	Meier	Niemann	Jewell	Fisher	Mabin	King	Gair	Lomax
at Wisconsin	Ott	Johnson	Bazata	Meier	Niemann	Jewell	Fisher	Mabin	King	Taylor	Lomax
Illinois	Ott	Johnson	Bazata	Meier	Niemann	Jewell	Fisher	Mabin	King	Taylor	Lomax
at Northwestern	Hesse	Johnson	Bazata	Meier	Niemann	Jewell	Fisher	Mabin	King	Taylor	Lomax
Maryland	Hesse	Johnson	Bazata	Meier	Niemann	Jewell	Fisher	Mabin	King	Taylor	Lomax
at Indiana	Hesse	Johnson	Bazata	Meier	Niemann	Jewell	Fisher	Mabin	King	Taylor	Lomax
Minnesota	Hesse	Johnson	Bazata	Meier	Niemann	Jewell	Fisher	Mabin	King	Taylor	Lomax
Purdue	Hesse	Johnson	Bazata	Meier	Niemann	Jewell	Fisher	Mabin	King	Taylor	Lomax
at Nebraska	Hesse	Johnson	Bazata	Meier	Niemann	Jewell	Fisher	Mabin	Fleming	Taylor	Lomax
vs. Michigan State	Hesse	Johnson	Bazata	Meier	Niemann	Jewell	Fisher	Mabin	King	Taylor	Lomax
vs. Stanford	Hesse	Johnson	Bazata	Meier	Niemann	Jewell	Fisher	Mabin	King	Taylor	Lomax
<b>Consec. Starts</b>	<b>8</b>	<b>14</b>	<b>14</b>	<b>27</b>	<b>14</b>	<b>18</b>	<b>14</b>	<b>23</b>	<b>2</b>	<b>10</b>	<b>23</b>
<b>Career Starts</b>	<b>9</b>	<b>14</b>	<b>14</b>	<b>27</b>	<b>14</b>	<b>18</b>	<b>14</b>	<b>26</b>	<b>38</b>	<b>13</b>	<b>27</b>

### OFFENSE CAREER STARTS


Quarterback	C.J. Beathard (15)	Tight End	George Kittle (7) Henry Krieger Coble (16) Jake Duzey (13) Jameer Outsey (1)
Wide Receiver	Jacob Hillyer (11) Riley McCarron (1) Jonathan Parker (1) Jerminic Smith (2) Tevaun Smith (24) Matt VandeBerg (16)	Offensive Line	Austin Blythe (49) Ike Boettger (7) Cole Croston (10) James Daniels (2) Boone Myers (10) Jordan Walsh (37) Sean Welsh (23)
Running Back	Jordan Canzeri (8) LeShun Daniels, Jr. (5) Akum Wadley (3)		
Fullback	Adam Cox (3) Macon Plewa (7)		

### DEFENSE CAREER STARTS

Defensive End	Parker Hesse (9) Nate Meier (27) Drew Ott (30)
Defensive Line	Nathan Bazata (14) Darian Cooper (2) Jaleel Johnson (14)
Linebacker	Bo Bower (13) Cole Fisher (14) Josey Jewell (18) Ben Niemann (14) Travis Perry (4)
Defensive Back	Maurice Fleming (2) Anthony Gair (2) Desmond King (38) Jordan Lomax (27) Greg Mabin (26) Miles Taylor (13)

**2015 GAME-BY-GAME STATISTICS**

Game	Score	First Downs	Rushing Att-Net	Pass. Yards	Passing Com. -Att. -Int	Total Offense	Punts-Avg.	Fum. - Lost	Pen. Yds.
Illinois State	14	14	28-35	196	16-27-0	231	5-34.2	1-0	2-10
at Iowa	31	22	44-210	221	16-25-0	431	2-47.0	1-1	5-51
Iowa	31	22	45-260	215	15-25-0	475	5-47.4	2-1	6-50
at Iowa State	17	18	27-63	247	19-35-1	310	7-44.4	1-0	4-45
Pittsburgh	24	15	27-55	227	21-31-2	282	4-39.2	0-0	3-35
at Iowa	27	22	29-105	258	27-40-1	363	5-46.2	0-0	5-50
North Texas	16	22	45-183	173	17-43-2	345	8-47.4	1-1	8-62
at Iowa	62	23	43-210	278	19-22-0	488	3-42.0	2-2	4-24
Iowa	10	14	40-144	77	9-21-1	221	5-41.2	2-1	6-54
at Wisconsin	6	21	34-86	234	21-38-2	320	4-31.0	3-2	8-90
Illinois	20	20	24-46	317	25-43-1	363	6-42.2	1-1	5-45
at Iowa	29	23	51-278	200	15-31-0	478	6-43.3	0-0	6-80
Iowa	40	24	51-294	198	16-27-1	492	5-39.2	1-0	5-47
at Northwestern	10	13	26-51	147	20-43-1	198	9-38.2	2-2	5-55
Maryland	15	15	34-167	74	11-23-3	241	7-40.4	2-1	8-72
at Iowa	31	18	44-110	110	12-24-0	293	6-38.8	1-1	7-53
Iowa	35	26	44-234	233	19-31-0	467	5-41.6	0-0	5-55
at Indiana	27	26	39-227	180	16-37-1	407	5-41.8	0-0	3-35
Minnesota	35	24	29-133	301	20-28-0	434	5-45.8	0-0	12-87
at Iowa	40	27	48-272	234	19-27-0	506	2-38.0	0-0	4-50
Purdue	20	21	38-137	268	26-46-0	405	4-36.5	3-1	5-43
at Iowa	40	21	39-174	213	12-20-0	387	4-37.0	1-1	2-20
Iowa	28	11	28-153	97	9-16-0	250	9-30.6	3-1	6-54
at Nebraska	20	22	38-137	296	25-45-4	433	5-44.6	0-0	8-95
Michigan State	16	20	46-174	191	16-33-1	365	4-40.8	0-0	8-80
vs. Iowa	13	13	24-52	216	18-27-1	268	5-35.6	4-2	5-45
Stanford	45	19	34-206	223	12-21-1	429	3-36.3	1-0	10-70
vs. Iowa	16	18	38-48	239	21-33-1	287	6-38.3	2-1	7-50



## RED ZONE STATISTICS

	Times In 20	Times Scored	Total Pts	TDs	Rush TDs	Pass TDs	FGs Made	FGA	--- Failed to Score inside 20 ---				Half	Game
at Iowa	5	5	31	4	3	1	1	0	0	0	0	0	0	0
Illinois State	1	1	7	1	0	1	0	0	0	0	0	0	0	0
Iowa State	3	2	14	2	1	1	0	0	0	0	0	1	0	0
at Iowa State	2	2	10	1	0	1	1	0	0	0	0	0	0	0
at Iowa	3	3	21	3	3	0	0	0	0	0	0	0	0	0
Pittsburgh	3	2	14	2	0	2	0	0	0	0	1	0	0	0
at Iowa	5	5	35	5	5	0	0	0	0	0	0	0	0	0
North Texas	3	2	10	1	0	1	1	0	0	1	0	0	0	0
Iowa	4	2	10	1	0	1	1	1	1	0	0	0	0	0
at #18/19 Wisconsin	2	0	0	0	0	0	0	0	1	0	1	0	0	0
at #22/23 Iowa	4	3	13	1	0	1	2	0	1	0	0	0	0	0
Illinois	2	2	10	1	1	0	1	0	0	0	0	0	0	0
#17/17 Iowa	8	6	34	4	4	0	2	1	0	0	0	0	1	0
at #20/21 Northwestern	2	2	10	1	0	1	1	0	0	0	0	0	0	0
at #10/11 Iowa	4	4	24	3	3	0	1	0	0	0	0	0	0	0
Maryland	2	1	7	1	0	1	0	0	0	1	0	0	0	0
#9/10 Iowa	4	4	28	4	3	1	0	0	0	0	0	0	0	0
at Indiana	3	3	13	1	0	1	2	0	0	0	0	0	0	0
at #8/8 Iowa	5	5	30	4	4	0	1	0	0	0	0	0	0	0
Minnesota	3	3	21	3	3	0	0	0	0	0	0	0	0	0
at #6/6 Iowa	3	3	20	3	2	1	0	0	0	0	0	0	0	0
Purdue	4	4	20	2	1	1	2	0	0	0	0	0	0	0
#3/3 Iowa	1	1	7	1	0	1	0	0	0	0	0	0	0	0
at Nebraska	3	2	14	2	2	0	0	0	1	0	0	0	0	0
#4/4 Iowa	3	2	6	0	0	0	2	0	0	1	0	0	0	0
vs. #5/5 Michigan State	3	3	13	1	1	0	2	0	0	0	0	0	0	0
#6/7 Iowa	2	1	3	0	0	0	1	0	0	0	1	0	0	0
vs. #5/6 Stanford	3	2	10	1	1	0	1	0	0	1	0	0	0	0
<b>Iowa Totals</b>	<b>54</b>	<b>46</b>	<b>276</b>	<b>35</b>	<b>28</b>	<b>7</b>	<b>11</b>	<b>2</b>	<b>2</b>	<b>1</b>	<b>2</b>	<b>1</b>	<b>0</b>	<b>0</b>
<b>Opponent Totals</b>	<b>36</b>	<b>29</b>	<b>159</b>	<b>18</b>	<b>9</b>	<b>9</b>	<b>11</b>	<b>0</b>	<b>2</b>	<b>4</b>	<b>1</b>	<b>0</b>	<b>0</b>	<b>0</b>
<b>Iowa Percentage:</b>	85.2% (46 of 54)				<b>Opponent Percentage:</b>				80.6% (29 of 36)					

## IOWA IN FINAL BIG TEN AND NCAA RANKINGS

## TEAM RANKINGS

Category	Stat	B1G	NCAA	Category	Stat	B1G	NCAA	Category	Stat	B1G	NCAA
Interceptions	19	1st	10th	Time of Possession	31:37.9	5th	30th	Fewest Yards Penalized	683	9th	58th
Passes Defended	79	1st	9th	Total Offense	386.1	5th	72nd	Fumbles Recovered	8	9th	67th
Kickoff Avg.	63.33	1st	15th	Scoring Offense	30.9	5th	54th	Punting Avg.	39.68	9th	94th
Turnovers Gained	27	2nd	13th	Field Goal Pct.	80	5th	35th	Third Down Defense	36.67	10th	47th
Fewest Penalties/Game	5.2	2nd	24th	Fumbles Forced	10	5th	63rd	KO Coverage	23.56	11th	104th
Fourth Down Conversions	64.29	2nd	20th	Pass Efficiency Defense	109.79	5th	13th	Passing Offense	204.4	11th	89th
Punt Returns	13.94	2nd	11th	Rushing Offense	181.71	5th	49th	Tackles for Loss Allowed	81	11th	80th
Turnover Margin	0.79	2nd	11th	Scoring Defense	20.4	5th	19th	First Downs Allowed	270	12th	82nd
Turnovers Lost	16	3rd	25th	Kick/Punts Blocked	2	6th	43rd	Fumbles Lost	11	12th	88th
Pass Efficiency	139.26	3rd	40th	Total Defense	341	6th	22nd	QB Sacks Allowed	30	13th	85th
Third Down Conversions	41.67	4th	43rd	Red Zone Defense	80.56	6th	46th	PAT Kicking	89.1	13th	119th
KO Returns	22.77	4th	37th	QB Sacks	30	7th	42nd	Fourth Down Defense	55.56	14th	93rd
Rushing Defense	121.43	4th	15th	Red Zone Offense	85.19	7th	53rd	Punt Return Defense	13.85	14th	118th
First Downs Gained	284	4th	45th	Passing Defense	219.6	8th	60th	Tackles for Loss	62	14th	106th

## INDIVIDUAL RANKINGS

Player	Category	Stats	B1G	NCAA	Player	Category	Stats	B1G	NCAA
Desmond King	Interceptions	8	1st	2nd	Desmond King	Kickoff Returns	24.41	4th	36th
Desmond King	Punt Returns	14.18	2nd	7th	Marshall Koehn	Field Goal Pct.	80.0	5th	36th
Josey Jewell	Tackles	126	2nd	14th	Cole Fisher	Tackles	116	6th	29th
Jordan Canzeri	Rushing	82.00	4th	59th	C.J. Beathard	Total Offense	217.6	6th	63rd
Nathan Bazata	Kicks/Punts Blocked	1	4th	26th	C.J. Beathard	Passing	200.6	8th	63rd
Aaron Mends	Kicks/Punts Blocked	1	4th	26th	Nate Meier	Sacks	6.5	10th	72nd





### Rushing (Att-Yds-TD)

Player	ILLST	ISU	PITT	UNT	WIS	ILL	NW	MARY	IND	MINN	PUR	NEB	MSU	STAN
Beathard	8-26-2	10-77-0	8-39-1	1-9-0	9-12-0	5-29-0	8-2-0	8-(-14)-0	5-38-1	10-50-2	7-12-0	3-5-0	5-(-15)-0	13-(-33)-0
Canzeri	5-28-1	24-124-1	12-49-2	22-115-4	26-115-0	43-256-1	4-1-0	---	---	10-31-0	13-95-1	17-140-2	2-12-0	5-8-0
Daniels	26-123-0	8-56-0	9-17-0	5-21-0	4-9-9	---	---	13-60-1	23-78-2	26-195-3	8-31-2	5-2-0	8-17-0	10-37-0
Joly	1-8-0	---	---	1-5-0	---	---	---	---	---	---	---	---	---	---
Koehn	1-8-0	1-17-0	---	---	---	---	---	---	---	---	---	---	---	---
Kulick	---	---	---	---	---	---	3-8-0	---	---	---	---	---	---	---
Mitchell	---	---	---	---	---	---	10-79-1	1-2-1	2-2-0	---	---	---	---	---
Parker	---	1-(-12)-0	---	7-52-0	---	---	---	---	---	---	1-2-0	---	4-24-0	1-3-0
Plewa	---	---	---	---	---	---	---	---	---	---	1-3-0	---	---	---
Wadley	3-17-0	---	---	5-18-1	---	---	26-204-4	19-67-1	2-120-1	---	4-23-0	---	5-14-0	9-33-0
Wiegiers	---	---	---	1-(-8)-0	---	---	---	---	---	---	---	---	---	---
VandeBerg	---	---	---	---	---	---	---	---	---	---	1-15-0	1-9-0	---	---
Team	---	1-(-2)-0	---	1-(-2)-0	1-(-2)-0	3-(-7)-0	---	3-(-5)-0	2-(-4)-0	2-(-4)-0	4-(-7)-0	2-(-3)-0	---	---
<b>Totals</b>	<b>44-210-3</b>	<b>45-260-1</b>	<b>29-105-3</b>	<b>43-210-5</b>	<b>40-144-0</b>	<b>51-278-1</b>	<b>5-294-5</b>	<b>44-110-3</b>	<b>44-234-4</b>	<b>48-272-5</b>	<b>39-174-3</b>	<b>28-153-2</b>	<b>24-52-0</b>	<b>38-48-0</b>

### Passing (Comp-Att-Int.-TD-Yds)

Player	ILLST	ISU	PITT	UNT	WIS	ILL	NW	MARY	IND	MINN	PUR	NEB	MSU	STAN
Beathard	15-24-0-1-211	15-25-0-3-215	27-40-1-0-258	18-21-0-2-278	9-21-1-1-77	15-31-0-2-200	15-25-1-0-176	12-23-0-9-183	19-31-0-1-233	18-26-0-0-213	12-20-0-3-213	9-16-0-1-97	18-26-1-1-216	21-33-1-2-239
Smith, T.	---	---	---	---	---	---	1-2-0-0-22	0-1-0-0-0	---	1-1-0-0-21	---	---	---	---
Wiegiers	1-1-0-0-10	---	---	1-1-0-0-0	---	---	---	---	---	---	---	---	---	---
Team	---	---	---	---	---	---	---	---	---	---	---	---	0-1-0-0	---
<b>Totals</b>	<b>16-25-0-1-221</b>	<b>15-25-0-3-215</b>	<b>27-40-1-0-258</b>	<b>19-22-0-2-278</b>	<b>9-21-1-1-77</b>	<b>15-31-0-2-200</b>	<b>16-27-1-0-198</b>	<b>12-24-0-0-183</b>	<b>19-31-0-1-233</b>	<b>19-27-0-0-234</b>	<b>12-20-0-3-213</b>	<b>9-16-0-1-97</b>	<b>18-27-1-1-216</b>	<b>21-33-1-2-239</b>

### Receiving (No.-Yds-TD)

Player	ILLST	ISU	PITT	UNT	WIS	ILL	NW	MARY	IND	MINN	PUR	NEB	MSU	STAN
Canzeri	4-90-0	1-19-0	7-30-0	1-6-0	1-14-0	2-15-1	1-19-0	---	---	1-3-0	---	---	---	2-12-0
Cox	---	---	---	---	1-1-0	---	---	---	---	---	---	---	---	---
Daniels	---	---	---	---	---	---	---	---	---	---	---	---	---	1-9-0
Hillyer	2-38-0	---	2-52-0	2-22-0	---	---	1-8-0	2-15-0	4-53-0	---	---	---	1-8-0	2-16-0
Kittle	---	---	2-7-0	2-62-1	1-1-1	1-21-0	---	1-26-0	2-19-1	5-44-0	2-49-1	2-35-1	2-26-0	---
Krieger Coble	---	2-34-0	5-48-0	3-23-0	---	5-32-0	2-28-0	1-15-0	2-21-0	3-61-0	4-76-1	2-24-0	3-23-0	3-20-0
Kulick	---	---	---	---	---	---	1-22-0	---	---	---	---	---	---	---
McCarron	---	1-25-1	---	3-26-0	---	---	---	---	---	1-5-0	---	---	---	---
Mitchell	---	---	---	---	---	1-4-0	3-43-0	2-24-0	1-8-0	1-12-0	1-8-0	---	2-1-0	4-41-0
Outsey	1-10-0	---	---	---	---	---	---	---	---	---	---	1-4-0	---	---
Plewa	---	---	1-3-0	---	---	4-118-0	---	1-14-0	1-9-0	---	---	---	---	---
Smith, J.	---	---	---	---	---	---	---	2-35-0	4-55-0	2-35-0	4-73-0	1-3-0	5-110-1	2-17-0
Smith, T.	3-24-0	2-23-2	3-73-0	4-115-1	---	---	---	---	---	---	---	---	---	---
Stone	---	---	---	1-0-0	---	---	---	---	---	---	---	---	---	---
VandeBerg	6-59-1	9-114-1	7-45-0	3-24-0	6-61-0	2-10-0	8-78-0	3-54-0	5-68-0	6-74-0	1-7-1	3-31-0	2-14-0	4-64-1
Wadley	---	---	---	---	---	---	---	---	---	---	---	---	3-34-0	3-60-1
<b>Totals</b>	<b>16-221-1</b>	<b>15-215-3</b>	<b>27-258-0</b>	<b>19-278-2</b>	<b>9-77-1</b>	<b>15-200-2</b>	<b>16-198-0</b>	<b>12-183-0</b>	<b>19-233-1</b>	<b>19-234-0</b>	<b>12-213-3</b>	<b>9-97-1</b>	<b>18-216-1</b>	<b>21-239-2</b>

### Punting (No.-Avg.-Lng)

Player	ILLST	ISU	PITT	UNT	WIS	ILL	NW	MARY	IND	MINN	PUR	NEB	MSU	STAN
Kidd	2-47-0-56	5-47-4-55	3-55-7-64	2-38-5-42	5-41-2-52	5-46-6-55	5-39-2-52	5-37-4-41	4-40-8-51	2-38-0-44	3-36-3-41	7-31-1-37	5-35-6-48	6-38-3-45
Koehn	---	---	1-64-0-64	1-49-0-49	---	1-27-0-27	---	1-46-0-46	1-45-0-45	---	1-39-0-39	2-28-5-40	---	---
Team	---	---	1-0-0-0	---	---	---	---	---	---	---	---	---	---	---
<b>Totals</b>	<b>2-47-0-56</b>	<b>5-47-4-55</b>	<b>5-462-64</b>	<b>3-42-0-49</b>	<b>5-41-2-52</b>	<b>6-43-3-55</b>	<b>5-39-2-52</b>	<b>6-38-8-46</b>	<b>5-41-6-51</b>	<b>2-38-0-44</b>	<b>4-37-0-41</b>	<b>9-30-6-40</b>	<b>5-35-6-48</b>	<b>6-38-3-45</b>

# IOWA FOOTBALL

## 2016 MEDIA GUIDE



Kickoff Returns (No. -Yds. -Lng)														
Player	ILLST	ISU	PITT	UNT	WIS	ILL	NW	MARY	IND	MINN	PUR	NEB	MSU	STAN
King	1-19-19	2-29-29	2-48-27	4-109-40	3-65-24			1-23-23	3-84-33	2-74-58	2-61-31		2-52-27	7-144-26
Kittle									1-0-0			1-2-2		
Krieger Coble											1-24-24	2-39-21		
McCarron											1-24-24	1-24-24		
Parker												4-65-24		
Totals	1-19-19	2-29-29	2-48-27	4-109-40	3-65-24			1-23-23	4-84-33	2-74-58	3-85-31	4-65-24	2-52-27	7-144-26
Punt Returns (No. -Yds. -Lng)														
Player	ILLST	ISU	PITT	UNT	WIS	ILL	NW	MARY	IND	MINN	PUR	NEB	MSU	STAN
King	2-26-17	2-34-34	1-0-0	2-71-38		3-26-16		2-(-2)-1		1-10-10		2-34-26	1-4-4	1-38-38
McCarron								2-(-2)-1		1-10-10		1-10-10		
Totals	2-26-17	2-34-34	1-0-0	2-71-38		3-26-16				1-10-10		3-44-26	1-4-4	1-38-38
Defense (Solo-Ast)														
Player	ILLST	ISU	PITT	UNT	WIS	ILL	NW	MARY	IND	MINN	PUR	NEB	MSU	STAN
Bazata	3-0	1-2	0-3	2-2	1-1	2-2	0-3	1-3	2-1	0-2	0-2	1-2	2-1	3-0
Bower	0-1							0-2	0-1		0-1	3-2	0-1	1-3
Draper	0-1			1-0	1-0	0-1	1-0							
Ekakitie				0-2		0-1	1-1			0-1		1-1	3-1	0-1
Fisher	4-4	2-2	2-10	5-4	6-8	3-1	9-1	1-5	4-2	4-5	5-5	7-4	4-5	4-0
Fleming	3-0	0-1		1-2		1-1	1-0	0-1	1-0		2-1	0-1		0-1
Gair				4-3			1-0							
Gervase				0-1						1-0				
Hesse	1-1	2-1	0-1	2-4	0-1	2-0	0-1	4-2	4-1	0-1	1-3	3-3	3-1	2-0
Hockaday								0-1	1-0					
Jackson	1-0	2-0		1-0		1-0		1-0			1-0		1-0	
Jewell	1-4	4-3	4-3	4-5	3-7	5-7	4-2	4-2	11-4	5-8	5-7	4-5	4-4	4-3
Johnson	1-3	3-2	1-1	0-1	1-3	4-2	1-1	1-2	2-2	1-2	0-2	3-1	2-1	2-0
King	2-0	4-1	4-4	5-0	5-4	2-0		2-3	1-1	2-3	10-1	2-5	4-2	3-2
Koehn								2-0			1-0			
Krieger Coble					1-0		1-0							
Kulick				1-0										
Lomax	2-3	4-0	3-8	2-4	3-5	4-2	2-1	3-2	5-2	0-4	5-7	4-7	7-3	2-2
Mabin	3-2	3-0	4-1	1-0	2-5	2-0	1-0	2-1	3-1	2-1	1-1	7-2	6-2	0-1
McCarron		1-0							1-0					
Meier	1-5	5-2	3-3	2-4	0-5	2-3	4-3	4-3	3-1	2-4	2-7	0-3	1-2	2-0
Mends	0-2			1-0									0-1	
Mitchell											1-0			
Nelson, M.	1-1			2-0	0-1					0-1	4-1		1-0	1-1
Niemann	2-1	2-2	1-2	1-1	2-5	1-2	2-2	1-4	3-1	2-2	1-0	1-0	2-1	1-0
Ott	2-1			2-0	2-1	2-1								
Outsey				1-0										
Perry	0-1			1-1	1-0	0-1	2-0	0-2	1-1					0-1
Plewa												1-0		
Snyder	1-2	1-0				1-2	3-0							0-1
Spears	1-0			1-0										
Taylor	0-1	3-2	5-2		3-4	3-0	1-3							
Terlouw	0-1	1-0				1-0		4-4	1-2	4-4	4-0	0-6	3-3	7-0
Ward				3-0				0-1						
VandeBerg			1-0											
Totals	29-34	38-18	28-38	43-34	31-50	36-26	34-18	30-38	43-20	23-38	43-38	37-42	43-28	32-16

Opponent	Plays	Yards	T.O.P.	Result	Qtr.	Play
Illinois State (5)	13	81	7:31	TD	1	Beathard, 6-yard run
	12	99	5:30	TD	2	Canzeri, 5-yard run
	5	45	0:37	FG	2	Koehn, 40-yard FG
	13	57	6:33	TD	3	VandeBerg, 9-yard pass from Beathard
	10	66	5:20	TD	4	Beathard, 1-yard run
<b>ISU Avg. Drive</b>	<b>10.6</b>	<b>69.6</b>	<b>5:30</b>			
Iowa State (5)	10	51	3:42	FG	1	Koehn, 49-yard FG
	9	93	4:10	TD	2	Smith, 14-yard pass from Beathard
	6	62	2:51	TD	3	VandeBerg, 3-yard pass from Beathard
	7	50	3:54	TD	4	McCarron, 25-yard pass from Beathard
	2	25	0:39	TD	4	Canzeri, 8-yard run
<b>ISU Avg. Drive</b>	<b>6.8</b>	<b>56.2</b>	<b>3:19</b>			
Pittsburgh (5)	8	27	3:15	FG	1	Koehn, 43-yard FG
	5	81	2:14	TD	2	Beathard, 9-yard run
	12	74	5:59	TD	2	Canzeri, 4-yard run
	11	80	6:46	TD	4	Canzeri, 1-yard run
	7	31	0:52	FG	4	Koehn, 57-yard FG
<b>PITT Avg. Drive</b>	<b>8.6</b>	<b>58.6</b>	<b>3:57</b>			
North Texas (7)	7	70	3:24	TD	1	Canzeri, 16-yard run
	2	26	0:36	TD	1	Canzeri, 10-yard run
	3	59	0:57	TD	2	Kittle, 43-yard pass from Beathard
	1	76	0:12	TD	2	Smith, 81-yard pass from Beathard
	11	80	5:37	TD	2	Canzeri, 3-yard run
	12	50	5:23	TD	3	Canzeri, 1-yard run
	10	83	4:48	TD	4	Wadley, 2-yard run
<b>UNT Avg. Drive</b>	<b>6.5</b>	<b>63.4</b>	<b>3:17</b>			
Wisconsin (2)	5	31	2:15	TD	2	Kittle, 1-yard pass from Beathard
	4	1	1:48	FG	2	Koehn, 33-yard FG
<b>UW Avg. Drive</b>	<b>4.5</b>	<b>16.0</b>	<b>2:02</b>			
Illinois (6)	7	69	3:30	TD	1	Kittle, 21-yard pass from Beathard
	5	58	2:12	TD	2	Canzeri, 17-yard pass from Beathard
	13	74	2:30	FG	2	Koehn, 19-yard FG
	1	75	0:11	TD	3	Canzeri, 75-yard run
	13	59	6:53	FG	4	Koehn, 34-yard FG
	4	7	0:58	FG	4	Koehn, 40-yard FG
<b>ILL Avg. Drive</b>	<b>7.2</b>	<b>57.0</b>	<b>2:49</b>			
Northwestern (7)	4	3	2:05	FG	1	Koehn, 36-yard FG
	7	70	3:26	TD	2	Wadley, 35-yard run
	4	41	1:25	TD	2	Wadley, 4-yard run
	12	80	6:24	TD	3	Wadley, 2-yard run
	3	21	1:11	TD	3	Wadley, 4-yard run
	7	36	3:30	FG	4	Koehn, 22-yard FG
	4	71	1:42	TD	4	Mitchell, 13-yard run
<b>NU Avg. Drive</b>	<b>6.8</b>	<b>53.7</b>	<b>3:11</b>			
Maryland (4)	7	62	3:09	TD	1	Daniels, 1-yard run
	8	63	3:45	TD	2	Wadley, 11-yard run
	5	19	0:52	TD	2	Mitchell, 2-yard run
	7	14	3:33	FG	4	Koehn, 49-yard FG
<b>MD Avg. Drive</b>	<b>6.8</b>	<b>39.5</b>	<b>3:00</b>			
Indiana (5)	2	66	0:50	TD	1	Wadley, 65-yard run
	11	95	6:15	TD	2	Daniels, Jr., 4-yard run
	10	65	3:35	TD	2	Beathard, 7-yard run
	9	75	3:15	TD	4	Daniels, Jr., 1-yard run
	8	60	3:10	TD	4	Kittle, 10-yard pass from Beathard
<b>IU Avg. Drive</b>	<b>8.0</b>	<b>72.2</b>	<b>3:25</b>			

**Drive Analysis**

Distance	Iowa		Opponent	
Length	TD	FG	TD	FG
(minus)	---	---	---	---
0-9	0	4	1	0
10-19	0	1	1	1
20-29	3	1	0	3
30-39	4	3	1	2
40-49	3	3	2	3
50-59	6	2	2	8
60-69	8	0	2	2
70-79	12	1	15	0
80-89	7	0	4	0
90-99	6	0	0	0

**Game Opening Drives**

Game	Iowa Pts-Plys-Yds	Opponent Pts-Plys-Yds
Illinois State	7-13-81	0-8-33
Iowa State	0-3-7	0-8-10
Pittsburgh	0-3-7	0-4-12
North Texas	7-7-70	0-3-(-9)
Wisconsin	3-12-56	0-6-28
Illinois	0-5-25	0-3-2
N'western	0-6-38	0-3-3
Maryland	0-13-44	0-4-35
Indiana	7-2-66	3-11-60
Minnesota	7-17-91	0-4-28
Purdue	7-11-74	0-3-9
Nebraska	0-4-30	0-6-13
Michigan St.	0-2-2	3-7-22
Stanford	0-3-8	7-1-75

**Second Half  
Opening Drives**

Game	Iowa Pts-Plys-Yds	Opponent Pts-Plys-Yds
Illinois State	0-3-5	0-6-18
Iowa State	7-6-62	0-3-7
Pittsburgh	0-9-25	3-10-45
North Texas	0-4-19	3-15-61
Wisconsin	0-3-6	0-8-37
Illinois	0-5-15	3-10-57
N'western	7-12-79	0-6-20
Maryland	0-6-8	0-11-48
Indiana	0-13-52	0-6-12
Minnesota	0-3-(-1)	0-3-9
Purdue	0-3-(-4)	3-8-61
Nebraska	7-2-33	0-3-9
Michigan St.	0-3-(-2)	0-9-36
Stanford	0-3-(-6)	3-7-51



## SCORING DRIVES

Opponent	Plays	Yards	T.O.P.	Result	Qtr.	Play
<b>Minnesota (7)</b>	17	91	8:38	TD	1	Daniels, Jr., 3-yard run
	6	78	2:30	TD	2	Beathard, 1-yard run
	11	46	4:19	FG	2	Koehn, 47-yard FG
	9	97	3:08	TD	2	Daniels, Jr., 2-yard run
	7	30	3:28	FG	3	Koehn, 38-yard FG
	4	37	1:35	TD	4	Beathard, 1-yard run
	8	75	3:31	TD	4	Daniels, 51-yard run
<b>MINN Avg. Drive</b>	<b>8.9</b>	<b>64.9</b>	<b>4:09</b>			
<b>Purdue (6)</b>	11	74	5:11	TD	1	Daniels, 1-yard run
	5	49	2:29	TD	1	Daniels, 13-yard run
	5	52	2:32	TD	2	VandeBerg, 7-yard pass from Beathard
	8	91	3:45	TD	3	Kittle, 35-yard pass from Beathard
	7	79	2:55	TD	4	Krieger Coble, 22-yard pass from Beathard
	2	40	0:50	TD	4	Canzeri, 42-yard run
<b>PUR Avg. Drive</b>	<b>6.3</b>	<b>64.2</b>	<b>3:10</b>			
<b>Nebraska (3)</b>	6	66	2:53	TD	2	Kittle, 10-yard pass from Beathard
	2	33	0:45	TD	3	Canzeri, 29-yard run
	1	68	0:10	TD	3	Canzeri, 68-yard run
<b>NEB Avg. Drive</b>	<b>3.0</b>	<b>55.7</b>	<b>1:03</b>			
<b>Michigan State (3)</b>	7	14	1:49	FG	1	Koehn, 24-yard FG
	9	42	4:33	FG	2	Koehn, 43-yard FG
	2	75	1:08	TD	4	Smith, 85-yard pass from Beathard
<b>MSU Avg. Drive</b>	<b>6.0</b>	<b>43.7</b>	<b>2:30</b>			
<b>Stanford (3)</b>	8	4	3:52	FG	3	Koehn, 39-yard FG
	3	31	1:29	TD	4	VandeBerg, 36-yard pass from Beathard
	7	80	2:58	TD	4	Wadley, 31-yard pass from Beathard
<b>STAN Avg. Drive</b>	<b>6</b>	<b>38.3</b>	<b>2:46</b>			
<b>Season Avg. (68)</b>	<b>7.0</b>	<b>56.4</b>	<b>3:33</b>			

### Longest Drives

**Plays:** 17 vs. Minnesota (17-91, TD, 8:38)

**Yards:** 99, vs. Illinois State (12 plays, 5:30, TD)

**Time of Possession:** 8:38 vs. Minnesota (17-91, TD)

### 3rd Down And ...

IOWA															
Yards	ILLST	ISU	PITT	UNT	WIS	ILL	NW	MARY	IND	MINN	PUR	NEB	MSU	STAN	TOTAL
1-3	5-6	3-6	3-5	3-4	2-5	2-5	5-8	3-4	2-4	4-7	0-1	0-1	0-2	1-5	33-63
4-6	0-3	1-2	3-4	1-2	2-3	0-4	4-5	2-4	2-5	2-3	1-3	0-3	1-5	3-3	22-49
7-9	0-0	2-3	0-2	2-2	1-5	0-3	0-2	0-4	1-1	3-4	2-3	0-1	2-2	0-3	13-35
10-14	1-2	0-2	1-3	0-0	0-1	1-2	0-2	1-2	2-3	0-0	2-3	0-2	0-2	0-3	8-27
15+	0-1	1-1	0-1	0-1	0-1	1-2	0-1	0-2	0-1	1-1	0-0	0-2	0-1	1-3	4-18
<b>Total</b>	<b>6-12</b>	<b>7-14</b>	<b>7-15</b>	<b>6-9</b>	<b>5-15</b>	<b>4-16</b>	<b>9-18</b>	<b>6-16</b>	<b>7-14</b>	<b>10-15</b>	<b>5-10</b>	<b>0-9</b>	<b>3-12</b>	<b>5-17</b>	<b>80-192</b>
OPPONENTS															
Yards	ILLST	ISU	PITT	UNT	WIS	ILL	NW	MARY	IND	MINN	PUR	NEB	MSU	STAN	TOTAL
1-3	2-2	0-0	1-4	3-4	2-4	2-4	4-6	1-2	3-4	1-3	2-5	3-5	6-8	0-1	30-47
4-6	2-4	1-4	2-5	1-5	1-3	2-3	1-2	0-3	1-4	2-3	1-4	2-6	1-5	0-2	17-53
7-9	3-3	0-2	0-1	1-7	1-3	1-3	0-3	0-3	4-7	1-1	0-3	1-1	1-2	2-5	15-44
10-14	0-4	2-5	1-3	1-4	0-2	0-5	2-6	0-2	0-2	1-1	1-6	1-3	0-2	1-1	10-46
15+	0-1	1-3	0-0	1-1	0-1	0-0	1-2	0-0	0-0	0-2	0-0	0-1	2-3	0-1	5-15
<b>Total</b>	<b>7-14</b>	<b>4-14</b>	<b>4-13</b>	<b>7-21</b>	<b>4-13</b>	<b>5-15</b>	<b>8-19</b>	<b>1-10</b>	<b>8-17</b>	<b>5-10</b>	<b>4-18</b>	<b>7-16</b>	<b>10-20</b>	<b>3-10</b>	<b>80-210</b>

**A kickoff was returned for a TD . . .**

by Iowa -- Jordan Cotton (92 yards), vs. Penn State, 10/21/12  
**by an opponent -- Will Likely (100 yards), Maryland, 10/31/15**

**A punt was returned for a TD . . .**

by Iowa -- Drew Ott (returned 12 yards), vs. Nebraska, 11/29/14  
 by Iowa -- Paki O'Meara (returned 42 yards after block), vs. Eastern Illinois, 9/4/10  
**by an opponent -- Christian McCaffrey (63 yards), Stanford, 1/1/16**  
 by an opponent -- Tremaine McCollum (returned six yards after block), Florida, 1/2/06

**Two punts were returned for a TD . . .**

by Iowa -- Kevonte Martin-Manley (83 and 63 yards), vs. Western Michigan, 9/21/13

**A punt was blocked . . .**

**by Iowa -- Aaron Mends vs. Maryland, 10/31/15**  
 by an opponent -- Eric Murray at Minnesota, 11/8/14

**A punt was blocked and returned for a TD...**

by Iowa -- Ben Niemann vs. Northwestern, 11/1/14  
**by an opponent -- Ryan Lewis (block), Pat Amara, Jr., return (TD) vs. Pittsburgh, 9/19/15**

**A field goal was blocked...**

**by Iowa -- Nathan Bazata, Illinois State, 9/5/15**  
 by an opponent -- Jerel Worthy, Michigan State, 11/12/11

**An interception was returned for a TD . . .**

**by Iowa -- Parker Hesse (4 yards) at Nebraska, 11/27/15**  
**by an opponent -- Quenton Meeks (66 yards), Stanford, 1/1/16**

**Two interceptions were returned for a TD . . .**

by Iowa (individual) -- B.J. Lowery (35 and 13 yards) vs. Western Michigan, 9/21/13  
**by Iowa (team) -- Josey Jewell (34 yards), Bo Bower (88 yards) vs. North Texas, 9/26/15**

**A fumble was returned for a TD . . .**

by Iowa -- Christian Kirksey (52 yards), vs. Northern Illinois, 8/31/13  
 by an opponent -- Blake Dueitt (35 yards), vs. Ball State, 9/6/14

**A blocked PAT attempt was returned for a score . . .**

by Iowa -- D.J. Johnson (99 yards), at Penn State, 9/28/02  
 by an opponent -- Jason Simmons (85 yards), at Ohio State, 11/2/91

**A safety was scored . . .**

by Iowa -- Opponent intentional grounding in end zone, Louis Trinca-Pasat, at Illinois, 11/15/14  
 by an opponent -- Iowa punter ran out of back of end zone vs. Iowa State, 9/13/08

**A player rushed for over 200 yards . . .**

**by Iowa -- Akrum Wadley (26-204), at Northwestern, 10/17/15**  
 by an opponent -- Melvin Gordon (31-200), Wisconsin, 11/22/14

**A player passed for over 300 yards . . .**

by Iowa -- Jake Rudock (311), Wisconsin, 11/22/14  
 by an opponent -- Wes Lunt (317), Illinois, 10/10/15

**A player scored four TDs . . .**

**by Iowa -- Akrum Wadley (4 rush), at Northwestern, 10/17/15**  
 by an opponent -- Darnell Autry (3 rush, 1 rec.), Northwestern, 11/9/96

**A team rushed for over 400 yards . . .**

by Iowa -- vs. Tulsa (408 yards), 9/13/97  
 by an opponent -- Indiana (433 yards), 9/30/00

**A team passed for over 400 yards . . .**

by Iowa -- vs. Indiana (426 yards), 10/23/99  
 by an opponent -- Indiana (406 yards), 11/3/12

**A team gained over 600 yards of total offense . . .**

by Iowa -- vs. Minnesota (613 yards), 11/19/05  
 by an opponent -- Wisconsin (604 yards), 11/13/99

**A team scored over 50 points . . .**

**by Iowa -- vs. North Texas (62 points), 9/26/15**  
 by an opponent -- at Minnesota (51 points), 11/8/14

**A team was held under 75 yards rushing . . .**

**by Iowa -- at Northwestern (26-51 yards), 10/17/15**  
**by an opponent -- vs. Stanford (38-48 yards), 1/1/16**

**A team was held under 100 yards passing . . .**

**by Iowa -- at Nebraska (97 yards), 11/27/15**  
**by an opponent -- Wisconsin (77 yards), 10/3/15**

**A team was held under 200 yards of total offense . . .**

**by Iowa -- at Northwestern (198 yards), 10/17/15**  
 by an opponent -- Minnesota (171 yards), 11/21/09

**Iowa scored 3 or more non-offensive touchdowns . . .**

by Iowa -- vs. Western Michigan (2 punts, 2 interceptions), 9/21/13

## Largest Margins

### Iowa Victories

Opponent, year	Score	Mar.
Iowa Teachers, 1914	95-0	95
Coe, 1908	92-0	92
Iowa Wesleyan, 1890	91-0	91
Cornell, 1904	88-0	88
Cornell, 1913	76-0	76
Des Moines, 1905	72-0	72
Northwestern, 1913	78-6	72
Grinnell, 1904	69-0	69
Iowa Teachers, 1900	68-0	68
Northern Iowa, 1997	66-0	66
Northwestern, 1981	64-0	64
Cornell, 1920	63-0	63
Indiana, 1997	62-0	62
UTEP, 1986	69-7	62
Grinnell, 1900	63-2	61
Washington ( Mo.), 1902	61-0	61
Knox, 1922	61-0	61
Cornell, 1894	60-0	60
Indiana, 1913	60-0	60
North Dakota St., 1947	59-0	59

Opponent, year	Score	Mar.
Illinois, 1985	59-0	59
Cornell, 1891	64-6	58
Illinois, 1899	58-0	58
Drake, 1985	58-0	58
Upper Iowa, 1900	57-0	57
Western Michigan, 2013	59-3	56
Ball State, 2005	56-0	56
Coe, 1893	56-0	56
Purdue, 1922	56-0	56
Utah State, 1957	70-14	56
Minnesota, 2008	55-0	55
Ripon, 1928	61-6	55
Iowa State, 1985	57-3	54
Northern Illinois, 1986	57-3	54
Cincinnati, 1990	63-10	53
Kansas State, 1959	53-0	53
Northwestern, 2002	62-10	52
Kent State, 2001	51-0	51
Minnesota, 1983	61-10	51
Northern Illinois, 1991	58-7	51

### Iowa Defeats

Opponent, year	Score	Mar.
Michigan, 1902	0-107	107
Illinois, 1902	0-80	80
Minnesota, 1903	0-75	75
Minnesota, 1916	0-67	67
Ohio State, 1950	21-83	62
Denver A.C., 1893	0-58	58
Nebraska, 1980	0-57	57
Michigan, 1971	7-63	56
Michigan, 1970	0-55	55
USC, 1976	0-55	55
Kansas, 1895	0-54	54
Minnesota, 1936	0-52	52
Notre Dame, 1967	6-56	50
Illinois, 1973	0-50	50

## MOST POINTS

- 62 vs. Northwestern..... 11-9-02  
**62 vs. North Texas ..... 9-25-15**
- 59 vs. Northwestern..... 11-10-01  
59 vs. Western Michigan..... 9-21-13
- 57 vs. Akron..... 8-31-02
- 56 vs. Ball State ..... 9-3-05  
56 vs. Buffalo..... 9-6-03

## FEWEST POINTS ALLOWED

- 0 vs. Ball State..... 9-26-10  
0 vs. Minnesota..... 11-21-09  
0 at Minnesota ..... 11-22-08  
0 vs. Florida International ..... 9-6-08  
0 vs. Syracuse..... 9-8-07  
0 vs. Ball State..... 9-3-05  
0 vs. Kent State..... 9-1-01  
0 vs. Northern Illinois..... 9-18-99

## MOST FIRST DOWNS

- 30 vs. Kent State ..... 9-1-01
- 29 vs. Indiana..... 9-30-00  
29 vs. Indiana..... 10-23-99
- 28 at Purdue ..... 11-9-13  
28 vs. Louisiana-Monroe ..... 9-24-11  
28 vs. Ball State ..... 9-26-10  
28 at Indiana..... 10-11-08  
28 vs. Minnesota ..... 11-19-05  
28 vs. Buffalo..... 9-6-03

## FEWEST FIRST DOWNS ALLOWED

- 5 vs. Syracuse..... 9-8-07
- 6 vs. Eastern Illinois ..... 9-4-10  
6 at Minnesota..... 11-22-08  
6 vs. Penn State..... 10-23-04
- 8 vs. Ball State..... 9-26-10  
8 vs. Arizona..... 9-19-09
- 9 vs. Georgia Tech ..... 1-5-10  
9 vs. Penn State..... 10-25-03  
9 vs. Western Michigan ..... 9-21-13  
9 at Purdue..... 9-27-14

## MOST RUSHING ATTEMPTS

- 60 vs. Kent State ..... 9-4-04  
60 at Iowa State ..... 9-14-13
- 59 vs. Northwestern..... 11-10-01
- 58 vs. Missouri State..... 9-7-13  
58 vs. Western Michigan..... 9-21-13
- 56 vs. Minnesota ..... 11-16-02
- 55 at Illinois ..... 11-15-14
- 53 vs. Minnesota ..... 11-17-01
- 52 at Purdue ..... 11-9-13
- 51 at Indiana..... 10-11-08  
51 vs. Penn State ..... 10-25-03  
51 at Purdue ..... 9-27-14  
**51 vs. Illinois ..... 10-10-15**  
**51 at Northwestern ..... 10-17-15**

## FEWEST RUSHING ATT., OPPONENT

- 17 by Miami (Ohio)..... 9-7-02
- 19 by Kent State ..... 9-4-05
- 20 by Michigan State..... 10-30-10  
20 by Michigan ..... 10-26-02  
20 by Utah State..... 9-21-02  
20 by Texas Tech..... 11-29-01  
20 by Western Michigan..... 9-21-13

## MOST RUSHING YARDS

- 376 vs. Akron ..... 8-31-02
- 365 vs. Minnesota..... 11-16-02
- 318 at Purdue ..... 11-9-13
- 304 at Illinois..... 11-15-14
- 301 vs. Illinois ..... 10-1-05
- 300 vs. Utah State ..... 9-21-02
- 298 vs. Missouri State..... 9-7-13
- 294 at Northwestern ..... 10-17-15**

## FEWEST RUSHING YARDS ALLOWED

- 13 vs. Kent State..... 9-4-04
- 7 at Minnesota ..... 11-22-08
- 10 vs. Montana..... 9-2-06
- 14 vs. Miami (Ohio)..... 9-7-02
- 19 vs. Wisconsin..... 10-12-05

## MOST PASSES ATTEMPTED

- 61 vs. Indiana..... 10-23-99
- 56 at Maryland..... 10-18-14
- 55 vs. Florida..... 1-1-06  
55 vs. Ball State ..... 9-6-14
- 51 vs. Minnesota ..... 11-20-99
- 48 vs. Pittsburgh..... 9-17-11
- 47 vs. Michigan State..... 11-12-11
- 46 vs. Michigan State..... 10-5-13  
46 vs. Purdue ..... 11-6-04
- 45 vs. Oklahoma..... 12-30-11  
45 vs. Ohio State..... 10-30-99

## MOST PASSES COMPLETED

- 36 vs. Indiana..... 9-30-99
- 35 vs. Ball State ..... 9-6-14
- 32 vs. Florida..... 1-1-06  
32 at Maryland..... 10-18-14
- 31 vs. Pittsburgh..... 9-17-11  
31 vs. Northern Iowa..... 8-30-14
- 30 vs. Indiana..... 9-30-00
- 29 vs. Ohio State..... 10-30-99
- 28 vs. Minnesota ..... 11-20-99

## MOST PASSING YARDS

- 426 vs. Indiana..... 10-23-99
- 399 vs. Pittsburgh ..... 9-17-11
- 380 vs. Indiana ..... 9-30-00
- 377 vs. Minnesota..... 11-19-05
- 364 at Minnesota ..... 11-18-06
- 357 vs. Purdue..... 10-8-05

## FEWEST PASSES ATT., OPPONENT

- 9 by Georgia Tech ..... 1-5-10
- 10 by Northwestern..... 10-27-12
- 13 by Nebraska ..... 9-23-00  
13 by Iowa State..... 9-11-99
- 14 by Nebraska ..... 11-23-12  
14 by Northwestern..... 10-26-13  
14 by Minnesota..... 11-8-14  
14 by Wisconsin..... 11-22-14
- 15 by Nebraska ..... 9-4-99
- 16 by Northern Illinois ..... 9-1-12  
16 by Wisconsin..... 11-13-99

**Bold denotes 2015**

## FEWEST PASSES COMP., OPPONENT

- 2 by Georgia Tech ..... 1-5-10
- 6 by Northern Illinois..... 9-1-12  
6 by Iowa State ..... 9-11-99
- 7 by Northwestern..... 10-27-12  
7 by Syracuse..... 9-8-07  
7 by Buffalo ..... 9-6-03  
7 by LSU..... 1-1-14  
7 by Indiana ..... 10-11-14
- 8 by Nebraska..... 11-23-12  
8 by Ball State..... 9-26-10
- 9 by Maine ..... 8-30-08  
9 by Penn State..... 11-13-04  
9 by Minnesota..... 10-23-04  
9 by Northwestern..... 11-1-14

## FEWEST PASSING YARDS ALLOWED

- 12 vs. Georgia Tech..... 1-5-10
- 54 vs. Northern Illinois ..... 9-1-12
- 56 vs. Ball State ..... 9-26-10
- 58 vs. Buffalo..... 9-6-03
- 63 vs. Nebraska..... 11-23-12
- 72 at Purdue ..... 9-27-14
- 73 vs. Minnesota ..... 11-20-04
- 74 vs. Maryland..... 10-31-15**
- 75 vs. Northwestern..... 11-1-14
- 79 vs. Syracuse ..... 9-8-07
- 82 vs. LSU..... 1-1-14

## MOST TOTAL OFFENSE

- 613 vs. Minnesota ..... 11-19-05
- 602 vs. Northwestern ..... 11-10-01
- 593 vs. Akron ..... 8-31-02
- 587 at Illinois..... 11-14-14
- 562 vs. Ball State..... 9-26-10
- 552 vs. Indiana ..... 10-23-99
- 546 at Minnesota ..... 11-18-06

## FEWEST TOTAL YARDS ALLOWED

- 103 vs. Syracuse..... 9-8-07
- 110 vs. Kent State..... 9-4-04
- 112 vs. Ball State..... 9-26-10
- 134 at Minnesota ..... 11-22-08
- 144 vs. Montana ..... 9-2-06  
144 vs. Ball State..... 9-3-05

## PUNTING AVERAGE (MIN. OF 4)

- 51.5 vs. W. Michigan..... 9-9-00
- 51.0 vs. Arizona ..... 9-19-09
- 50.2 vs. Penn State..... 11-4-00
- 50.0 vs. Wisconsin ..... 11-13-99
- 49.2 vs. LSU ..... 1-1-05
- 49.0 vs. Miami (Ohio) ..... 9-7-02

## MOST TIME OF POSSESSION

- 41:53 vs. Kent State ..... 9-4-04
- 38:42 vs. Northern Illinois ..... 9-1-12
- 38:27 vs. Michigan..... 10-26-02
- 38:18 vs. Missouri State..... 9-7-13
- 38:07 at Indiana ..... 10-11-08
- 38:03 at Iowa State ..... 9-14-13
- 37:56 vs. Arizona ..... 9-19-09
- 37:37 at Minnesota..... 11-22-08
- 37:36 vs. Nebraska..... 11-28-14
- 37:22 at Northwestern..... 10-17-15**



**OFFENSE**

Pos.	No.	Name
SE	<b>4 ***</b>	<b>Tevaun Smith</b> ^
	9	Jerminic Smith ^
LT	52 *	Boone Myers
	69	Keegan Render
LG	79 *	Sean Welsh
	78	James Daniels ^
C	<b>63 ***</b>	<b>Austin Blythe</b>
	<b>58 *</b>	<b>Eric Simmons</b>
RG	<b>65 ***</b>	<b>Jordan Walsh</b>
	54	Steve Ferentz
RT	64 *	Cole Croston
	75 *	Ike Boettger
TE	<b>80 ***</b>	<b>Henry Krieger Coble</b>
	46 **	George Kittle
or	<b>87 ***</b>	<b>Jake Duzey</b>
WR	89 **	Matt VandeBerg ^
	83 **	Riley McCarron
WR	<b>17 ***</b>	<b>Jacob Hillyer</b>
	82	Adrian Falconer ^
QB	16 **	C.J. Beathard
	8	Tyler Wiegers
RB	<b>33 ***</b>	<b>Jordan Canzeri</b>
or	29	LeShun Daniels, Jr.
	25	Akrum Wadley
or	32	Derrick Mitchell, Jr.
FB	<b>42 **</b>	<b>Macon Plewa</b>
	<b>38 *</b>	<b>Adam Cox</b>
PK	<b>1 *</b>	<b>Marshall Koehn</b>
	91	Miguel Recinos

**DEFENSE**

Pos.	No.	Name
LE	<b>34 **</b>	<b>Nate Meier</b> ^
	96	Matt Nelson
LT	67 *	Jaleel Johnson
	56	Faith Ekakitie
RT	99	Nathan Bazata
	<b>61</b>	<b>Kyle Terlow</b>
RE	40	Parker Hesse
	<b>49</b>	<b>Melvin Spears</b>
OLB	44 *	Ben Niemann ^
	41 *	Bo Bower
MLB	43 *	Josey Jewell
	<b>39 ***</b>	<b>Travis Perry</b>
WLB	<b>36 ***</b>	<b>Cole Fisher</b>
	31	Aaron Mends
or	48	Jack Hockaday ^
LC	13 *	Greg Mabin
	<b>28 **</b>	<b>Maurice Fleming</b>
SS	19 *	Miles Taylor ^
	12 **	Anthony Gair
FS	<b>27 ***</b>	<b>Jordan Lomax</b>
	37	Brandon Snyder
RC	14 **	Desmond King ^
	<b>7 ***</b>	<b>Sean Draper</b> ^
or	15	Josh Jackson
PT	<b>16</b>	<b>Dillon Kidd</b>
	<b>1 *</b>	<b>Marshall Koehn</b>

\* - letters won, ^ - redshirt available

Iowa's depth chart for the 2016 Rose Bowl. Players listed in bold do not return for the 2016 season.

**@HawkeyeFootball Notes**

- The Hawkeyes finished the season ranked No. 9 in the Associated Press poll. It is the fifth time since 2002 Iowa has finished the season ranked in the top 10 (7th in 2009, 8th in 2004, 8th in 2003, 8th in 2002), and the 13th time in program history.
- Iowa opened the season 12-0 for the first time in school history. The 12 wins are a program record, and the 12-game winning streak ranked fourth all-time (20, 1920-23; 14, 1899-00; 13, 2008-09).
- Iowa completed an undefeated regular season (12-0) for the fifth time in school history, and first time since 1922: (1899, 8-0-1; 1900, 8-0-1; 1921, 7-0; 1922, 7-0).
- Head coach Kirk Ferentz was named Big Ten Coach of the Year for the fourth time in his career (2002, 2004, 2009, 2015). Only Michigan's Bo Schembechler (6) has more conference coach of the year awards. Ferentz was also named Eddie Robison and Woody Hayes national Coach of the Year and earned the Bobby Dodd Award.
- The Hawkeyes were 5-0 in true road games with a pair of wins over ranked opponents (#18 Wisconsin; #20 Northwestern). Iowa was one of only five schools with multiple road wins over ranked opponents: Alabama (3), Michigan State (2), Ole Miss (2), and UCLA (2).
- Iowa ranked 11th nationally with a plus-11 turnover margin. Iowa scored 93 points off turnovers and led the Big Ten with 19 interceptions.
- Junior QB C.J. Beathard improved to 13-0 as a starter after leading Iowa to a 12-0 start to the season. He became the only quarterback in school history to win his first 13 career starts, and one of only three Power 5 quarterbacks to win each of their first 13 career starts since 2010 (Cam Newton and Jameis Winston).
- Junior DB Desmond King became the 23rd consensus All-American in school history and the eighth different Hawkeye under Kirk Ferentz to earn consensus All-America honors. King tied the single-season school record (Lou King, 1981; Nile Kinnick, 1939) with eight interceptions. He also earned the Jim Thorpe Award, which goes to the top defensive back in the nation.
- Iowa was 4-0 in rivalry trophy games. Iowa defeated Iowa State (Cy-Hawk: W, 31-17), Wisconsin (Heartland: W, 10-6), Minnesota (Floyd of Rosedale: W, 40-35), and Nebraska (Heroes: W, 28-20). The Hawkeyes also won the Big Ten West Division trophy.
- Jordan Canzeri (256 vs. Illinois), Akrum Wadley (204 at Northwestern), and LeShun Daniels (195 vs. Minnesota) each rushed for at least 195 yards in a single game, making Iowa the first FBS team since LSU in 1997 to have at least three different players rush for 195-plus yards in a single game in the same season.
- The Hawkeyes graduate five starters on offense, four on defense, and both the primary punter and placekicker.

**FERENTZ, HAWKEYES EARN BIG TEN HONORS**

Head coach Kirk Ferentz was named Dave McClain and Hayes-Schembechler Big Ten Conference Coach of the Year for the fourth time in his career (2002, 2004, 2009, 2015), being recognized by both league coaches and media. Only Michigan's Bo Schembechler (6) has more conference coach of the year awards. Iowa's Hayden Fry and Penn State's Joe Paterno both won the award three times.

Ferentz led Iowa to a school record 12 wins to start the season. The Hawkeyes won the Big Ten West Division title (8-0) and advanced to the Big Ten title game for the first time in the game's five-year history. The Hawkeyes reclaimed all four of their rivalry trophies in 2015, and reached as high as third in the Associated Press poll.

Fifteen Hawkeyes were recognized with 2015 All-Big Ten honors. DB Desmond King was named Tatum-Woodson Defensive Back of the Year. King and OL Jordan Walsh earned first team All-Big Ten honors, and QB C.J. Beathard, C Austin Blythe, LB Josey Jewell, and K Marshall Koehn were named to the second team. RB Jordan Canzeri, FS Jordan Lomax, and DE Nate Meier earned third team honors.

Six more Hawkeyes earned honorable mention, including LB Cole Fisher, DT Jaleel Johnson, P Dillon Kidd, LB Ben Niemann, WR Matt VandeBerg, and OL Sean Welsh.

**HAWKEYE HISTORY**

Iowa has played 1,207 games since beginning football in 1889. Iowa's overall record is 625-543-39 (.533). That includes a 393-213-16 (.641) record in home games, a 232-330-23 (.413) record in games away from Iowa City, a 314-366-25 (.457) mark in Big Ten games and a 276-177-15 (.600) record in Kinnick Stadium.

**NATION'S TOP DEFENSIVE BACK RETURNS FOR SENIOR SEASON**

DB Desmond King, the Jim Thorpe Award winner and consensus All-American, announced on Jan. 4 he would return to Iowa for his senior season. He had until Jan. 18 to declare for the NFL Draft. King led the Big Ten and ranked second in the country with eight interceptions, tying a school record. He was named the Big Ten Conference Tatum-Woodson Big Ten Defensive Back of the Year.

**IOWA BOWL NOTES**

Iowa made its 29th Bowl game appearance (14-14-1) at the 102nd Rose Bowl game in Pasadena, California. The Hawkeyes have competed in the Rose (six times), Outback (four), Alamo (four), Holiday (three), Orange (two), Peach (two), Sun (two), Insight (two), Gator/TaxSlayer (two), and the Capital One, and Freedom bowls once.

- The Hawkeyes made their first Rose Bowl appearance in 25 years (1991).
- Iowa has played 13 bowl games under Kirk Ferentz (6-7), including nine January bowl games (4-5).
- Iowa has been bowl eligible 14 of the last 15 seasons under head coach Kirk Ferentz. The Hawkeyes have played in 13 bowl games since 2001, only 10 other schools have appeared in more.
- Iowa ranks third in Big Ten bowl appearances. Ohio State has received a conference-best 46 bowl bids, followed by Michigan (44), Iowa (29), and Wisconsin (27).
- During the BCS bowl era (1998-2013), the Big Ten qualified 27 teams for BCS bowls, more than any other conference. Eight different Big Ten programs played in BCS bowl games, including two appearances by Iowa (1-1).
- The Big Ten Conference was represented in 10 bowl games for the second year in a row. Three schools, Iowa, Michigan State, and Ohio State competed in College Football Playoff (CFP) bowls. No other conference had three teams playing in CFP bowls.

**BIG TEN BOWL GAMES SINCE 2001**

Iowa has posted a 6-7 bowl record under head coach Kirk Ferentz. Since the 2001 season, only Ohio State has won more bowl games (including the FBS championship game), than Iowa. The following is the record for Big Ten teams in bowl games since 2001:

Team	Record	Pct.	Team	Record	Pct.
Ohio State	8-6	.571	Wisconsin	6-8	.429
<b>IOWA</b>	<b>6-7</b>	<b>.462</b>	Purdue	3-5	.375
Rutgers	6-3	.667	Michigan	4-8	.333
Penn State	6-6	.500	Illinois	2-3	.400
Maryland	5-4	.555	Northwestern	1-7	.125
Michigan State	5-6	.455	Minnesota	4-7	.363
Nebraska	6-7	.462	Indiana	0-2	.000

**GLANCE AT THE SCHEDULE**

- Iowa won all four trophy games on its schedule in 2015: Iowa State (Cy-Hawk: W, 31-17), Wisconsin (Heartland: W, 10-6), Minnesota (Floyd of Rosedale: W, 40-35), and Nebraska (Heroes: W, 28-20).
- The Hawkeyes finished 5-0 on the road with a pair of wins over ranked opponents (#18 Wisconsin; #20 Northwestern). Iowa was one of only five schools with multiple road wins over ranked opponents: Alabama (3), Michigan State (2), Ole Miss (2), and UCLA (2).
- Iowa was 4-0 in the month of November for the first time since 1991.
- The Hawkeyes did not face Big Ten opponents Michigan, Michigan State, Ohio State, Penn State, and Rutgers during the regular season. The Hawkeyes lost to Michigan State, 16-13, in the Big Ten title game.
- Eight of Iowa's 13 opponents played in the postseason. Six Big Ten opponents (3-3) and nonconference foe Pitt (0-1) participated in bowl competition. Illinois State advanced to the FBS quarterfinals.

**2015 SOUVENIRS**

Iowa reclaimed possession of all four of its rivalry trophies in 2015. It is the first time in program history (the Heroes Trophy was introduced in 2011) that Iowa has owned all four trophies. The Hawkeyes won trophy games against Iowa State (Cy-Hawk Trophy), Minnesota (Floyd of Rosedale), Wisconsin (Heartland Trophy), and Nebraska (Heroes). Iowa is also first-time owner of the Big Ten West Division championship trophy.

**THREE PHASES OF @HawkeyeFootball**

Iowa won a school-record 12 games due to excelling in all three phases of the game.

**OFFENSE:**

- Iowa's balanced offense totaled 2,544 yards rushing and 2,862 yards passing.
- Iowa had 35 rushing touchdowns, second most in the Big Ten and 12th nationally.
- The Hawkeyes scored 30-plus points in five straight Big Ten games for the first time in school history.

**DEFENSE:**

- Iowa allowed 11 rushing touchdowns; tied for seventh in the country.
- Iowa led the Big Ten in interceptions (19), and ranked second in takeaways (27), and turnover margin (+11).
- Limiting big plays: Iowa allowed 16 scrimmage plays of 30-plus yards, third fewest in the Big Ten.

**SPECIAL TEAMS:**

- Marshall Kohn's 57-yard game-winning field goal vs. Pitt is the second longest in school history and was the second longest in FBS this season. Kohn was 8-of-10 on field attempts 40-plus yards.
- In 2014, Iowa averaged 5.1 yards per punt return, last in the Big Ten. In 2015, the Hawkeyes average 13.9 yards per punt return, second best in the conference.
- Desmond King ranked second in the Big Ten in punt returns (14.2), and fourth in kickoff returns (24.4).

**PROVEN ROAD TOUGH**

The Hawkeyes were 5-0 on the road with a pair of wins over ranked opponents (#18 Wisconsin; #20 Northwestern). Iowa was one of only five schools with multiple road wins over ranked opponents: Alabama (3), Michigan State (2), Ole Miss (2), and UCLA (2). Iowa won five road games for the fourth time in school history (1982, 1991, 2002). Iowa ranked 15th in the country allowing 20.1 points per game on the road or at a neutral site.

**FERENTZ CAPTURES NATIONAL AWARDS**

Head coach Kirk Ferentz was named Woody Hayes Coach of the Year by the Touchdown Club of Columbus, the Eddie Robinson National of the Year by the FWAA, and winner of the 2015 Dodd Trophy presented annually by the Chick-fil-A Peach Bowl. He was named American Football Coaches Association Region 3 Coach of the Year, and was a finalist for the Paul "Bear" Bryant Coach of the Year and George Munger Coach of the Year awards.

Ferentz was one of five recipients of the AFCA Region 3 Coach of the Year. The others included Stanford's David Shaw (Region 5), Clemson's Dabo Swinney (Region 1), Florida's Jim McElwain (Region 2), and Oklahoma State's Mike Gundy (Region 4).

Ferentz led Iowa to a school record 12 wins to start the season. The Hawkeyes won the Big Ten West Division title (8-0) and advanced to the Big Ten title game for the first time in the game's five-year history. The Hawkeyes reclaimed all four of their rivalry trophies in 2015, and reached as high as third in the Associated Press poll.

**WE'LL GO FIRST**

Iowa received the opening kickoff in nine games. In 18 seasons as Iowa's head coach, Kirk Ferentz and the Hawkeyes received the opening kickoff in 172-of-214 games (104-68). Iowa has started the game on defense in 42-of-214 games under Ferentz (23-19).

### **B1G WEEKLY HONORS**

Iowa was honored with six Big Ten weekly awards. QB C.J. Beathard earned the offensive award following Iowa's win at Iowa State, PK Marshall Koehn was the special teams winner following Iowa's last-second victory over Pittsburgh, DB Desmond King earned co-defensive honors for his play in Iowa's win at Wisconsin, RB Jordan Canzeri earned the offensive honor for his play in a win over Illinois, RB Akrum Wadley earned the offensive honor following Iowa's road win at Northwestern, and DE Parker Hesse was named Freshman of the Week in the win at Nebraska.

Iowa's three offensive award winners are the most for the program since 2002, when QB Brad Banks was recognized three times and TE Dallas Clark was honored once. The last time three different offensive players earned weekly conference honors was 1997 (Tavian Banks, Tim Dwight, and Rob Thein).

### **BEATHARD at Iowa State**

- Completed 15-of-25 attempts for 215 yards and three touchdowns with no interceptions.
- Rushed 10 times for 77 yards, including runs of 44 and 57 yards.
- Scoring strikes covered three, 14, and 25 yards, with the 25-yard score giving Iowa the lead with 2:14 remaining in the fourth quarter.

### **KOEHN vs. Pitt**

- Booted a game-winning 57-yard field goal as time expired to give Iowa a 27-24 win.
- The kick tied the Kinnick Stadium record for longest field goal (Lee Pistor, Arizona, 1977) and ranks as the second longest in Iowa history (58 yards, Tim Douglas at Illinois, 1998).
- It was the first walk-off field goal for Iowa football since Rob Houghtlin connected from 41 yards to win the 1986 Holiday Bowl.

### **KING at Wisconsin**

(also named the Jim Thorpe national Player of the Week)

- King's first interception, and 15-yard return, led to the only touchdown of the game in 10-6 Iowa win.
- His second interception at the Iowa 11-yard line stopped Wisconsin's opening drive of the third quarter.
- Had five solo tackles, four assists and two pass break-ups against the Badgers. On special teams, King had three kick returns for 65 yards.

### **CANZERI vs. Illinois**

- Led Iowa's offense with 256 rushing yards on 43 attempts. He also had two receptions for 15 yards. He scored twice, including a 17-yard reception in the second quarter and a 75-yard run in the third period.
- Established an Iowa record for rushing attempts in a game, passing the previous mark of 42, which was held by Sedrick Shaw (at Michigan State, 1995).
- The 256 rushing yards ranks third best for a single game at Iowa.

### **WADLEY at Northwestern**

- Led Iowa's offense with 204 rushing yards on 26 attempts, both career highs.
- tied a single-game Iowa record with four rushing touchdowns, becoming the seventh Hawkeye to accomplish the feat.
- The 204 rushing yards ties as the 14th best single-game total in school history.

### **HESSE at Nebraska**

- With the scored tied in the second period, Hesse tipped a Cornhusker pass in the air, grabbed the deflection for his first career interception and ran four yards to the end zone for his first career touchdown.
- Equaled his career best with six tackles in the win at Nebraska.

### **FIND THE NFL-ER**

Since 1999, Kirk Ferentz's first year as UI head coach, the Hawkeyes have had a future NFL player start on the offensive line in every season. Two starters in 2015 -- C Austin Blythe, G Jordan Walsh -- are eligible for the 2016 NFL Draft.

From 2007-14, an eventual NFL first-round draft pick started on the offensive line. Brandon Scherff, selected by the Washington Redskins fifth overall in 2015, was Iowa's left tackle from 2012-14. Riley Reiff, selected 23rd overall by the Detroit Lions in 2012, started at left tackle from 2010-11. Bryan Bulaga, selected 23rd overall by the Green Bay Packers in 2010, started at left guard in 2007 before moving to left tackle in 2008-09.

From 2005-06, Baltimore Ravens All-Pro Marshal Yanda shared time at tackle and guard for the Hawkeyes. Mike Elgin, a seventh round selection of New England, was Iowa's starting center in 2004. Pete McMahon, drafted by Oakland in 2005, was Iowa's right guard in 2003. Oakland's first round pick in 2004, Robert Gallery, was Iowa's left tackle from 2001-03. Eric Steinbach (Cincinnati) started at guard for Iowa from 2000-02, and Bruce Nelson (Carolina) was a four-year starter from 1999-02. Both players were second round draft picks in 2003.

### **JOE MOORE AWARD COMES KNOCKING**

Iowa's offensive line was one of six finalists for the Joe Moore Award, which honors offensive line units that display a high level of toughness, effort, teamwork, physicality, tone setting and finishing. Alabama won the national award. Other finalists included Arkansas, Michigan State, Notre Dame, and Stanford. Iowa rushed for over 200 yards in seven games. The Hawkeye offense had six touchdown drives over 90 yards and 19 touchdown drives over 75 yards. Iowa scored over 30 points in five straight Big Ten games for the first time ever.

Iowa's offensive line included center Austin Blythe, tackles Cole Croston, Boone Myers and Ike Boettger, and guards Sean Welsh and Jordan Walsh. Blythe and Walsh are seniors, while Myers, Boettger and Welsh are sophomores. True freshman James Daniels rotated in at the guard positions, and started at Northwestern and in the Rose Bowl.

The Joe Moore Award is named after Joe Moore, widely regarded as one of the best offensive line coaches in college football history, and is the only major college football award to honor a unit.

### **THE FOURTH QUARTER**

QB C.J. Beathard and the Hawkeyes' rush defense dominated the fourth quarter in 2015. Iowa's rush defense, the 15th best rush defense in the country, yielded 345 total rushing yards in the fourth quarter this season (24.6 yards per game).

Beathard was 44-of-63 passing for 706 yards and six touchdowns in the fourth quarter this season. He also rushed for two touchdowns in the fourth quarter. He engineered two game-winning drives in the fourth quarter (Iowa State and Pitt). He was 4-of-4 for 46 yards and a touchdown against Iowa State, and he rushed for 27 yards on three carries to set up K Marshall Koehn's 57-yard game winning field goal against Pitt.

Beathard threw an 85-yard touchdown pass on the first play of the fourth quarter in the Big Ten title game. The pass gave Iowa a 13-9 lead that held up until Michigan State scored with 27 seconds left. In Iowa's last 15 games, including the 2015 TaxSlayer Bowl, Beathard's fourth quarter numbers include 51-of-70 passing for 801 yards and eight touchdowns.



**DO NOT ENTER**

Iowa allowed 11 rushing touchdowns this season, the seventh lowest total in the country. The Hawkeyes yielded an average of 121.4 rushing yards per game, 15th nationally. Iowa limited its opponents to 3.6 yards per carry – 24th best in the country.

The Hawkeyes allowed just one rushing touchdown through the first eight weeks, but surrendered 10 over the last six weeks (2 at Indiana, 3 vs. Minnesota, 1 vs. Purdue, 1 at Nebraska, 1 vs. Michigan State, 1 vs. Stanford).

**6 THE OTHER WAY**

Iowa returned four interceptions for touchdowns, more than any team in the Big Ten and tied for third in the nation. Iowa led the Big Ten and ranked 10th in the country with 19 interceptions. Iowa's four interceptions returned for touchdowns belong to Josey Jewell, 34; Bo Bower, 88; Desmond King, 88, and Parker Hesse, 4. The 88-yard interception returns by Bower and King tie for the seventh longest interception returns in school history.

Iowa has at least one interception return for a touchdown in each of the last eight seasons, and 13 of the last 15 seasons.

**POWER OF THREE**

Three Hawkeyes (Jordan Canzeri, 256, Akrum Wadley, 204; LeShun Daniels, 195) combined for nine 100-yard rushing games in 2015: Canzeri (5x), Wadley (twice), and Daniels (twice). The last time the Hawkeyes had three different players rush for over 100 yards in a game in the same season was 2005: Albert Young (8x), and Shonn Greene and Damian Sims once each.

The Hawkeyes also had three receivers record 100-yard receiving games: Matt Vandenberg (1), Tevaun Smith (2), and Jerminic Smith (1). It is the first time since 1995 three different Hawkeyes recorded 100-yard receiving games: Tim Dwight (2x), Demo Odems (1), Scott Slutzker (1).

**MAKING HISTORY**

For the first time in school history, Iowa had a different running back rush for 200 yards in consecutive games (Akrum Wadley at Northwestern and Jordan Canzeri vs. Illinois). Wadley recorded career highs in carries (26), rushing yards (204), and touchdowns (4) against the Wildcats on Oct. 17. Canzeri amassed 256 yards rushing on a school-record 43 attempts against the Fighting Illini on Oct. 10. The feat is the first time an FBS school had two different running backs eclipse 200 yards rushing in a game since 1996.

**OFFENSIVE-TACKLE-BY-COMMITTEE**

The Hawkeyes started four different offensive tackles in 2015. Three of them -- LT Boone Myers, RT Ike Boettger, LT Cole Croston -- entered the season with one combined career start (Boettger started as a second tight end against Wisconsin in 2014). OL Sean Welsh had 13 career starts at left guard before sliding out to right tackle at Northwestern.

Myers joined the program as a walk-on and was put on scholarship prior to the 2014 season. He saw action in four games in 2014. Boettger joined the team as a tight end but was moved to offensive line in 2013. He saw action in seven games as a redshirt freshman in 2014. Croston joined the team as a walk-on in 2012, and had played primarily on special teams prior to 2015. Welsh was a high school All-American in Springboro, Ohio, and was named first team freshman All-Big Ten by BTN in 2014.

True freshman James Daniels also saw time at the tackle position. He played left tackle against Illinois when Boettger left the game with an injury in the third quarter. Daniels also started two games at guard (at Northwestern, Rose Bowl), becoming the first true freshman to start on the offensive line since Bryan Bulaga in 2007. Daniels joined the program for the 2015 spring practice season.

**IOWA PROGRAM NOTES**

- Iowa and Ohio State are the only teams in the Big Ten to win their first nine games to start a season more than once since 2000 (Ohio State six times; Iowa twice).
- Iowa posted its first 4-0 record in November since 1991.
- The Hawkeyes have earned bowl eligibility in 14 of the last 15 seasons.
- Iowa played in the Big Ten title game for the first time in program history on Dec. 5. Iowa earned Big Ten Conference championships in 2002 and 2004 and placed second in 2009. Iowa (8-0, 2002; 8-0, 2015) is one of three Big Ten teams to post a perfect mark in conference play since 1998 (BCS era). Michigan State has done it one time, and Ohio State has done it five times.
- Iowa has ranked in the top 10 in the final Associated Press and CNN/USA Today coaches polls five times since 2002, including a ranking of seventh in both polls at the conclusion of the 2009 season. Iowa ranked eighth in 2002, 2003 and 2004. The Hawkeyes finished 2015 ranked ninth in the AP poll and 10th in the USA Today coaches poll. Only Ohio State has more top 10 finishes since 2002..
- Since 1936 when the first AP poll was released, Iowa has appeared in the poll 308 times, the fifth highest total in the Big Ten (Ohio State, Michigan, Wisconsin, and MSU). Iowa has been the top-ranked team in the country 11 times.
- Iowa set a school record with 12 wins in 2015. The Hawkeyes won 11 games in 2002 (11-2), and 2009 (11-2). In 2009, Iowa started 9-0 and won 10 regular season games for just the fourth time in school history.
- Iowa won 10 or more games in three consecutive years (2002-04) for the first time in school history.
- Kirk Ferentz has been named Big Ten Coach of the Year four times (2002, 2004, 2009, 2015) and was named National Coach of the Year in 2002 and 2015. Only Michigan's Bo Schembechler (6) has more conference coach of the year. Iowa's Hayden Fry and Penn State's Joe Paterno both won the award three times.
- Desmond King became the seventh Hawkeye to earn a national player of the year award in 2015. He won the Jim Thorpe award, honoring the nation's top defensive back. Iowa has had national award winners in: Robert Gallery (2003 Outland, Top Lineman); Brad Banks (2002 Davey O'Brien, Top Quarterback; 2002 Associated Press National Player of the Year); Dallas Clark (2002 Mackey, Top Tight End); Nate Kaeding (2002 Groza, Top Kicker); Shonn Greene (2008 Doak Walker, Top Running Back); Brandon Scherff (2014 Outland, Top Lineman), Desmond King (2015 Jim Thorpe).
- Iowa's football record in the 2000 decade was 80-45 (.640), a record that ranks as the best decade in Iowa football history, based on total wins. Iowa posted a record of 77-40-4 (.652) during the 1980's and the Hawkeyes were 62-53-2 (.538) in the 1990's.
- Part of the Hawkeyes' long term success is due to the stability in the program. Iowa has had just two head coaches since 1979. Hayden Fry took over prior to the 1979 season and coached through the 1998 season, posting a record of 143-89-6. Current coach Kirk Ferentz replaced Fry, leading the program for the 17th season. Ferentz also served as Iowa's offensive line coach from 1981-89 under Fry.

**KIRK FERENTZ**

Eddie Robinson FWAAC Coach of the Year  
 Woody Hayes Coach of the Year  
 Dodd Trophy Coach of the Year  
 AFCA Region 3 Coach of the Year  
 Dave McClain Big Ten Coach of the Year  
 Hayes-Schembechler Big Ten Coach of the Year  
 Paul "Bear" Bryant Coach of the Year Finalist  
 Maxwell Club George Munger Coach of the Year Finalist  
 Associated Press Big Ten Coach of the Year  
 Dodd Trophy Coach of the Week (Nov. 24)

**BRIAN FERENTZ**

CoachingSearch.com Offensive Line Coach of the Week vs. Illinois

**CHRIS WHITE**

CoachingSearch.com Running Backs Coach of the Week vs. Northwestern

**OFFENSIVE LINE**

Joe Moore Award Finalist

**NATHAN BAZATA**

Academic All-Big Ten

**C.J. BEATHARD**

Permanent Team Captain, offense  
 Most Valuable Player, offense  
 Hayden Fry "Extra Heartbeat" Award, offense  
 Players Choice Award, offense  
 Second team All-Big Ten by league coaches and media  
 Second team All-Big Ten by Associated Press  
 Third team All-Big Ten by Phil Steele  
 Co-Big Ten Offensive Player of the Week vs. Iowa State  
 Manning Award Quarterback of the Week vs. Iowa State

**BRANDON BISHOP**

Team Leader Award, special teams

**AUSTIN BLYTHE**

Permanent Team Captain, offense  
 Hayden Fry "Extra Heartbeat" Award, offense  
 Iron Hawk Award  
 Senior Bowl  
 Associated Press third team All-America  
 Athlon Sports third team All-America  
 Fourth team All-America by Phil Steele  
 SI.com honorable mention All-America  
 Second team All-Big Ten by league coaches and media  
 Second team All-Big Ten by Associated Press  
 Second team All-Big Ten by Phil Steele  
 One of three finalists for Rimington Trophy  
 Outland Trophy Preseason Watch List  
 Rimington Trophy Preseason Watch List  
 Preseason second team All-Big Ten by Phil Steele  
 Preseason third team All-Big Ten by Athlon Sports  
 Preseason third team All-Big Ten by College Sports Madness

**JORDAN CANZERI**

Coaches Appreciation Award, offense  
 Second team All-Big Ten by Phil Steele  
 Third team All-Big Ten by league coaches and media  
 AutoNation National Offensive Player of the Week vs. Illinois  
 Big Ten Offensive Player of the Week vs. Illinois  
 Named to Midseason Watch List for National Performer of the Year Trophy  
 College Sports Madness Big Ten Offensive Player of the Week vs. Illinois

College Sports Madness Big Ten Offensive Player of the Week vs. N. Texas

Doak Walker Award Preseason Watch List

College Sports Madness Big Ten Offensive Player of the Week vs. N. Texas

**DREW COOK**

Team Leader Award, offense

**ADAM COX**

Academic All-Big Ten  
 Brett Greenwood Award

**COLE CROSTON**

Next Man In Award, offense

**JAKE DUZEY**

Academic All-Big Ten  
 Mackey Award Preseason Watch List  
 Preseason fourth team All-Big Ten by Phil Steele

**COLE FISHER**

Coaches Appreciation Award, special teams  
 Finish Strong Award  
 Academic All-Big Ten  
 Honorable mention All-Big Ten by league coaches and media

**DANIEL GAFFEY**

Team Leader Award, defense

**PARKER HESSE**

Next Man In Award, defense  
 Academic All-Big Ten  
 Big Ten Conference All-Freshman team, by BTN.com  
 Big Ten Conference Freshman of the Week vs. Nebraska

**JACOB HILLYER**

Team Hustle Award, offense

**JAKE HULETT**

Team Leader Award, defense

**JOSEY JEWELL**

Permanent Team Captain, defense  
 Hayden Fry "Extra Heartbeat" Award, defense  
 Team Hustle Award, defense  
 Players Choice Award, defense  
 Academic All-Big Ten  
 Second team All-Big Ten by league coaches and media  
 Second team All-Big Ten by Associated Press  
 Second team All-Big Ten by Phil Steele

**JALEEL JOHNSON**

Honorable mention All-Big Ten by league coaches and media

**DILLON KIDD**

Honorable mention All-Big Ten by league coaches and media

**DESMOND KING**

Most Valuable Player, defense  
 Reggie Roby Special Teams Award, overall  
 Jim Thorpe Award  
 Unanimous Consensus All-American  
 Walter Camp first team All-America  
 Associated Press first team All-America  
 American Football Coaches Association first team All-America  
 Football Writers Association of America first team All-America  
 Sporting News first team All-America  
 ESPN.com first team All-America  
 Athlon Sports first team All-America  
 USA Today first team All-America

SI.com first team All-America  
 ProFootballFocus.com first team All-America  
 Phil Steele first team All-America  
 College Sports Madness first team All-America  
 Jack Tatum Award, presented by Touchdown Club of Columbus  
 One of five finalists for Walter Camp Player of the Year Award  
 Tatum-Woodson Big Ten Conference Defensive Back of the Year  
 First team All-Big Ten by league coaches and media  
 First team All-Big Ten by Associated Press  
 First team All-Big Ten by Phil Steele  
 Honorable mention All-Big Ten return specialist by league coaches & media  
 Jim Thorpe Player of the Week vs. Wisconsin  
 Big Ten Conference Co-Defensive Player of the Week vs. Wisconsin  
 Preseason second team All-Big Ten by College Sports Madness  
 Preseason third team All-Big Ten by Phil Steele  
 Preseason fourth team All-Big Ten by Athlon Sports

## GEORGE KITTLE

SI.com honorable mention All-America  
 Academic All-Big Ten

## MARSHALL KOEHN

Reggie Roby Special Teams Award, specialist  
 Second team All-Big Ten by league coaches  
 Second team All-Big Ten by Phil Steele  
 Honorable mention All-Big Ten by league media  
 Big Ten Special Teams Player of the Week vs. Pittsburgh

## HENRY KRIEGER COBLE

Team Hustle Award, offense  
 Senior Bowl

## JORDAN LOMAX

Permanent Team Captain, defense  
 Forest Evashevski Scholastic Achievement Award  
 Coaches Appreciation Award, defense  
 Players Choice Award, defense  
 East-West Shrine Game  
 Second team Academic All-American  
 Academic All-Big Ten  
 Third team All-Big Ten by league coaches  
 Third team All-Big Ten by Phil Steele  
 Honorable mention All-Big Ten by league media  
 Lott IMPACT national Player of the Week vs. Purdue  
 Academic All-District 6 First Team  
 Candidate for Wuerffel Trophy  
 Lott IMPACT Trophy preseason Watch List  
 Allstate AFCA Good Works Team  
 Preseason fourth team All-Big Ten by Athlon Sports  
 Preseason fourth team All-Big Ten by Phil Steele

## RILEY MCCARRON

Coaches Appreciation Award, special teams  
 Academic All-Big Ten

## NATE MEIER

Team Hustle Award, defense  
 Third team All-Big Ten by league coaches and media  
 Third team All-Big Ten by Phil Steele  
 Ted Hendricks Award Midseason Watch List

## MATT NELSON

Academic All-Big Ten

## BEN NIEMANN

Honorable mention All-Big Ten by league coaches

## DREW OTT

Permanent Team Captain, defense  
 Hayden Fry "Extra Heartbeat" Award, defense  
 Academic All-Big Ten  
 Big Ten Conference Sportsmanship Award  
 Academic All-District 6 First Team  
 Named to Big Ten West Division Players to Watch List  
 Bronko Nagurski Trophy Preseason Watch List  
 Preseason second team All-Big Ten by College Sports Madness  
 Preseason second team All-Big Ten by Athlon Sports  
 Preseason second team All-Big Ten by Phil Steele

## TRAVIS PERRY

Hayden Fry "Extra Heartbeat" Award, special teams  
 Academic All-Big Ten

## MACON PLEWA

Brett Greenwood Award  
 Academic All-Big Ten

## BRADY ROSS

Team Leader Award, defense

## TEVAUN SMITH

Coaches Appreciation Award, offense  
 Preseason third team All-Big Ten by Phil Steele

## BRANDON SNYDER

Team Hustle Award, special teams  
 Academic All-Big Ten

## MILES TAYLOR

Team Hustle Award, defense

## MATT VANDEBERG

Team Hustle Award, offense  
 Academic All-Big Ten  
 Honorable mention All-Big Ten by league coaches and media

## AKRUM WADLEY

Big Ten Offensive Player of the Week vs. Northwestern  
 College Sports Madness Big Ten Offensive Player of the Week vs. Northwestern

## BRETT WAECHTER

Team Leader Award, offense

## JORDAN WALSH

Coaches Appreciation Award, offense  
 Athlon Sports third team All-America  
 SI.com honorable mention All-America  
 First team All-Big Ten by league coaches  
 First team All-Big Ten by Associated Press  
 First team All-Big Ten by Phil Steele  
 Second team All-Big Ten by league media  
 Preseason third team All-Big Ten by Athlon Sports

## KEVIN WARD

Academic All-Big Ten

## SEAN WELSH

Honorable mention All-Big Ten by league coaches and media

## NATE WIETING

Team Leader Award, offense



**Iowa 31, Illinois State 14**

Sept. 5, 2015, Kinnick Stadium, Iowa City, Iowa

Illinois State	0	0	0	14	--	14
Iowa	7	10	7	7	--	31

**GAME RECAP**

Iowa scored the game's first 31 points en route to a 31-14 season-opening victory over Illinois State at Kinnick Stadium.

In his second career start, first at home, QB C.J. Beathard accounted for three touchdowns (two rushing and one passing), while throwing for 211 yards (15-of-24). Beathard scored on runs of six and one yard, while completing a 9-yard score to WR Matt VandeBerg. Beathard became the first Hawkeye quarterback to rush for two TD's and pass for another in a game since Brad Banks at Minnesota in 2002.

The Hawkeyes dominated the game in the trenches, rushing 44 times for 210 yards offensively, and collecting 10 tackles for loss, including five first-half sacks, defensively.

RB LeShun Daniels and RB Jordan Canzeri led the Hawkeyes offensively, combining for 241 all-purpose yards. Daniels led the Hawkeye ground attack rushing for 123 yards on 26 attempts. Canzeri had a game-best 90 yards receiving on four catches, while also rushing for 28 yards and a TD on five carries.

Iowa took a 17-0 lead into halftime after PK Marshall Koehn split the uprights from 40 yards as time expired in the second quarter. The field goal followed rushing scores from Beathard (six yards) and Canzeri (five yards) earlier in the half. Canzeri's score capped off a 12-play, 99-yard drive -- Iowa's first 99-yard TD drive since its game at Miami (OH) in 2002.

The only scoring in the third quarter was VandeBerg's 9-yard reception. Beathard closed out the Hawkeye scoring with a one-yard plunge midway through the fourth quarter. Illinois State added two late touchdowns against the Hawkeyes' second unit.

The Hawkeye defense was in the Illinois State backfield applying pressure most of the afternoon. DE Drew Ott had two sacks for a combined loss of 20 yards. DE Nate Meier had two tackles for loss, including a sack, while LB Ben Niemann had 2.5 tackles for loss, including a sack. LB Cole Fisher led the team with eight total tackles. DT Nathan Bazata had a sack and blocked Illinois State's 50-yard field goal attempt.

As a unit, the Hawkeyes held the Redbirds to 35 yards rushing on 28 attempts, including zero yards on 15 carries in the first half.

**SCORING SUMMARY**
**First Quarter**

IA -- C.J. Beathard, 6-yard run (Koehn kick)

**Second Quarter**

IA -- Jordan Canzeri, 5-yard run (Koehn kick)

IA -- Marshall Koehn, 40-yard field goal

**Third Quarter**

IA -- Matt VandeBerg, 9-yard pass from C.J. Beathard (Koehn kick)

**Fourth Quarter**

IA -- C.J. Beathard, 1-yard run (Koehn kick)

ILST -- Brady Tibbits, 1-yard pass from Jake Kolbe (Slattery kick)

ILST -- Anthony Warrum, 22-yard pass from Jake Kolbe (Slattery kick)

Attendance: 59,450

IOWA	TEAM STATS	ILL ST
22	First Downs	14
44-210	Rushes-Yards	28-35
221	Passing Yards	196
16-25-0	Com-Att-Int	16-27-0
69-431	Total Offense	55-231
2-47.0	Punts-Avg.	5-34.2
1-1	Fumbles-Lost	1-0
5-51	Penalties-Yards	2-10
32:28	Possession Time	27:32

**INDIVIDUAL LEADERS**
**RUSHING:**

IOWA: Daniels 26-123; Canzeri 5-28

ILST: Coprich 13-32; Tibbits 1-4

**PASSING:**

IOWA: Beathard 15-24-211, 1 TD, 0 INT

ILST: Roberson 5-12-49, 0 TD, 0 INT; Kolbe 11-15-147, 2 TD, 0 INT

**RECEIVING:**

IOWA: VandeBerg 6-59; Canzeri 4-90

ILST: Coprich 4-33; Warrum 3-58; Gibbs 1-52

**TACKLES:**

IOWA: Fisher 8; Meier 6; Mabin 5; Lomax 5

ILST: Glass 8; Meehan 7; Kocour 7; Corwin 7

**Iowa 31, Iowa State 17**

Sept. 12, 2015, Jack Trice Stadium, Ames, Iowa

Iowa	3	7	7	14	--	31
Iowa State	3	14	0	0	--	17

**GAME RECAP**

Iowa scored 21 unanswered second-half points to record a 31-17 come-from-behind road victory over Iowa State at Jack Trice Stadium and reclaim possession of the Cy-Hawk Trophy.

The Hawkeyes were led offensively by QB C.J. Beathard, RB Jordan Canzeri, and WR Matt VandeBerg. Canzeri rushed a career-high 24 times for 124 yards and a TD. VandeBerg posted career highs in receptions (9) and receiving yards (114), while also scoring a TD. Beathard rushed 10 times for 77 yards, including a career-long rush of 57 yards, while also completing 15-of-25 passes for 215 yards and a career-high three touchdowns. Beathard's efforts earned the junior signal caller Manning Quarterback of the Week and Co-Big Ten Offensive Player of the Week honors.

After each team posted a field goal in the first quarter, the Cyclones grabbed a 10-3 advantage with an 11-yard touchdown pass from QB Sam Richardson to Quenton Bundrage. The Hawkeyes evened the score two possessions later with a 14-yard WR Tevaun Smith scoring reception to culminate a 93-yard drive.

Iowa State took a 17-10 lead into halftime after a 29-yard scoring reception by Juan Wesley.

The Hawkeyes controlled the second half, scoring three touchdowns and allowing Iowa State only 66 total yards on 31 plays.

VandeBerg recovered a TE Henry Krieger-Coble fumble on Iowa State's 3-yard line and crossed the goal line to tie the game in the third period. Riley McCarron then scored the game-winning TD, the first score of his career, on a 25-yard pass from Beathard in the back corner of the end zone with 2:14 remaining in the contest. Canzeri tallied Iowa's final score on an 8-yard scamper following Desmond King's first interception of the season.

Iowa's defense collected six tackles for loss, including four sacks by four different players. The Hawkeyes limited the Cyclones to 63 yards rushing on 27 attempts (2.3 avg.). DE Nate Meier and LB Josey Jewell each registered seven tackles. In addition to the interception, King had five tackles.

Iowa's DE Drew Ott and RB LeShun Daniels left the game in the first and second quarters, respectively, and did not return due to injury.

**SCORING SUMMARY**
**First Quarter**

IA -- Marshall Koehn, 49-yard field goal

ISU -- Cole Netten, 37-yard field goal

**Second Quarter**

ISU - Quenton Bundrage, 11-yard pass from Sam Richardson (Netten kick)

IA -- Tevaun Smith, 14-yard pass from C.J. Beathard (Koehn kick)

ISU -- Juan Wesley, 29-yard pass from Sam Richardson (Netten kick)

**Third Quarter**

IA -- Matt VandeBerg, 3-yard pass from C.J. Beathard (Koehn kick)

**Fourth Quarter**

IA -- Riley McCarron, 25-yard pass from C.J. Beathard (Koehn kick)

IA -- Jordan Canzeri, 8-yard run (Koehn kick)

Attendance: 61,500

IOWA	TEAM STATS	ISU
22	First Downs	18
45-260	Rushes-Yards	27-63
215	Passing Yards	247
15-25-0	Com-Att-Int	19-35-1
70-475	Total Offense	62-310
5-47.4	Punts-Avg.	7-44.4
2-1	Fumbles-Lost	1-0
6-50	Penalties-Yards	4-45
33:22	Possession Time	26:38

**INDIVIDUAL LEADERS**
**RUSHING:**

IOWA: Canzeri 24-124; Beathard 10-77

ISU: Ryan 4-23; Brown 9-19

**PASSING:**

IOWA: Beathard 15-25-215, 3 TD, 0 INT

ISU: Richardson 19-35-247, 2 TD, 1 INT

**RECEIVING:**

IOWA: VandeBerg 9-114; Krieger-Coble 2-34; T. Smith 2-23

ISU: Lazard 7-71; Wesley 4-76; Daley 2-10

**TACKLES:**

IOWA: Meier 7; Jewell 7; King 5; Taylor 5; Johnson 5

ISU: Cotton-Moya 9; Jones 8; Harris 7; Pierson 7; Floyd 7

**Iowa 27, Pittsburgh 24**  
Sept. 19, 2015, Kinnick Stadium, Iowa City, Iowa

Pittsburgh	0	7	10	7	--	24
Iowa	3	14	0	10	--	27

**GAME RECAP**

Marshall Koehn drilled a 57-yard field goal as time expired to lift Iowa to a 27-24 triumph over Pittsburgh in Kinnick Stadium. The 57-yard field goal is the second longest in school history and tied a Kinnick Stadium record.

Koehn's kick marked the first time the Hawkeyes won a game with a field goal as time expired since Rob Houghtlin made a 41-yard game-winning kick in the 1986 Holiday Bowl to beat San Diego State, 39-38.

The victory marked the Hawkeyes' first 3-0 start in six seasons (2009).

C.J. Beathard improved to 4-0 as Iowa's starting quarterback after posting career bests in completions (27), pass attempts (40), and passing yards (258). He also rushed for a 9-yard score in the second quarter.

With Iowa leading 10-0 after a Koehn 43-yard field goal and Beathard's score, Pittsburgh cut the deficit to 10-7 after Scott Orndorff caught a 15-yard scoring reception one play after an Iowa turnover. Iowa extended its advantage to 17-7 with 44 seconds remaining before halftime with a Jordan Canzeri 4-yard run -- his first of two scores of the night.

The visitors evened the score with 10 special-teams points in the third period, via a Chris Blewitt 48-yard field goal and a 28-yard return by Pat Amara following a blocked punt.

Canzeri (1-yard run) and Pittsburgh's Tyler Boyd (8-yard reception) exchanged touchdowns in the fourth period before Koehn's heroics. The winning field goal was set up after the Hawkeyes drove 31 yards in the final 52 seconds after the Panthers had tied the score. It marked the second straight week that Beathard engineered a fourth quarter game-winning drive.

WR Matt Vandenberg (45 yards) and Canzeri (30 yards) each caught seven balls, while Canzeri also rushed for a game-high 49 yards on 12 carries.

Defensively, CB Desmond King had a career-best two interceptions, both in the first quarter, to go along with eight tackles. One of King's thefts came in the end zone to thwart a Panther scoring threat. LB Cole Fisher (12) and DB Jordan Lomax (11) posted double-digit tackles.

Koehn's two field goals, along with his first career punt of 64-yards, earned the senior placekicker Big Ten Special Teams Player of the Week honors.

**SCORING SUMMARY****First Quarter**

IA -- Marshall Koehn, 43-yard field goal

**Second Quarter**

IA -- C.J. Beathard, 9-yard run (Koehn kick)

PITT -- Scott Orndorff, 15-yard pass from Nathan Peterman (Blewitt kick)

IA -- Jordan Canzeri, 4-yard run (Koehn kick)

**Third Quarter**

PITT -- Chris Blewitt, 48-yard field goal

PITT -- Pat Amara, 28-yard blocked punt return (Blewitt kick)

**Fourth Quarter**

IA -- Jordan Canzeri, 1-yard run (Koehn kick)

PITT -- Tyler Boyd, 8-yard pass from Nathan Peterman (Blewitt kick)

IA -- Marshall Koehn, 57-yard field goal

Attendance: 63,636

PITT	TEAM STATS	IOWA
15	First Downs	22
27-55	Rushes-Yards	29-105
227	Passing Yards	258
21-31-2	Com-Att-Int	27-40-1
58-282	Total Offense	69-363
4-39.2	Punts-Avg.	5-46.2
0-0	Fumbles-Lost	0-0
3-35	Penalties-Yards	5-50
27:18	Possession Time	32:42

**INDIVIDUAL LEADERS****RUSHING:**

IOWA: Canzeri 12-49; Beathard 8-39

PITT: Hall 14-38; Ollison 4-17

**PASSING:**

IOWA: Beathard 27-40-258, 0 TD, 1 INT

PITT: Peterman 20-29-219, 2 TD, 2 INT

**RECEIVING:**

IOWA: Vandenberg 7-45; Canzeri 7-30; Krieger-Coble 5-48

PITT: Boyd 10-131; Holtz 3-37; Ford 2-33

**TACKLES:**

IOWA: Fisher 12; Lomax 11; King 8

PITT: Whitehead 16; Webb 10; Maddoz 9

**Iowa 62, North Texas 16**  
Sept. 26, 2015, Kinnick Stadium, Iowa City, Iowa

North Texas	0	13	3	0	--	16
Iowa	14	21	13	14	--	62

**GAME RECAP**

Jordan Canzeri tied a school record with four rushing touchdowns to lead Iowa to a convincing 62-16 victory over North Texas at Kinnick Stadium. The 62 points scored were the most by a Hawkeye team in 13 seasons.

Canzeri scored on runs of one, three, 10 and 16 yards to become the sixth Hawkeye running back to score four rushing touchdowns in a single game. The senior finished the game with 115 rushing yards on 22 carries.

Quarterback C.J. Beathard also had a stellar performance directing the offense, completing 18-of-21 passes for a career-high 278 yards and two touchdowns. Beathard connected on his first 15 pass attempts, becoming the first Big Ten quarterback to complete his first 15 pass attempts in a game since Wisconsin's Russell Wilson in 2011 (16-of-16).

Canzeri scored three of his four touchdowns in the first half, while Iowa's other two scores came via receptions of 43 and 81 yards by George Kittle and Tevaun Smith, respectively. Smith's 81-yard strike was Iowa's longest from scrimmage since an 85-yard score for Jake Duzey from Jake Rudock in 2013 at Ohio State. Smith finished the contest with a career-high 115 yards receiving on four catches.

Iowa scored 13 points or more in each quarter and tallied a season-high 35 points in the first half.

After yielding a field goal on the opening drive of the second half, the Hawkeyes put an exclamation mark on the win with four unanswered touchdowns. Two of the final four touchdowns came via interception returns of 34 yards (Josey Jewell) and 88 yards (Bo Bower). It marked the first time Iowa recorded two pick-sixes in a game since 2013 against Western Michigan (B.J. Lowery). Bower's 88-yard return is the seventh longest return in school history.

Desmond King had a career day on special teams, returning a total of six kicks for 180 yards. King returned four kickoffs for 109 yards and two punts for 71 yards.

Linebackers Cole Fisher and Jewell led the squad, each totaling nine tackles. DT Nathan Bazata had a career-high four tackles to go along with his first career fumble recovery.

Iowa closed the nonconference portion of its schedule 4-0, marking the fourth time under Kirk Ferentz that the Hawkeyes have started a season 4-0.

**SCORING SUMMARY****First Quarter**

IA -- Jordan Canzeri, 16-yard run (Koehn kick)

IA -- Jordan Canzeri, 10-yard run (Koehn kick)

**Second Quarter**

NT -- Trevor Moore, 38-yard field goal

IA -- George Kittle, 43-yard pass from C.J. Beathard (Koehn kick)

IA -- Tevaun Smith, 81-yard pass from C.J. Beathard (Koehn kick)

NT -- Trevor Moore, 38-yard field goal

NT -- Chris Loving, 6-yard pass from Carlos Harris (Moore kick)

IA -- Jordan Canzeri, 3-yard run (Koehn kick)

**Third Quarter**

NT -- Trevor Moore, 31-yard field goal

IA -- Jordan Canzeri, 1-yard run (Koehn kick)

IA -- Josey Jewell, 34-yard interception return (PAT attempt failed)

**Fourth Quarter**

IA -- Akrum Wadley, 2-yard run (Recinos kick)

IA -- Bo Bower, 88-yard interception return (Recinos kick)

Attendance: 56,041

NT	TEAM STATS	IOWA
22	First Downs	23
45-183	Rushes-Yards	43-210
173	Passing Yards	278
17-43-2	Com-Att-Int	19-22-0
88-356	Total Offense	65-488
8-47.4	Punts-Avg.	3-42.0
1-1	Fumbles-Lost	2-2
8-62	Penalties-Yards	4-24
28:15	Possession Time	31:45

**INDIVIDUAL LEADERS****RUSHING:**

IOWA: Canzeri 22-115; Mitchell 7-52

NT: Wilson 14-74; Jimmerson 15-66

**PASSING:**

IOWA: Beathard 18-21-278, 2 TD, 0 INT

NT: McNulty 14-36-137, 0 TD, 1 INT

**RECEIVING:**

IOWA: T. Smith 4-115; McCarron 3-26; Vandenberg 3-24

NT: Harris 5-43; Loving 3-37; Smith 3-22

**TACKLES:**

IOWA: Fisher 9; Jewell 9; Gair 7

NT: Gray 11; McClain 10; Scott 8; Wallace 8

**Iowa 10, #18/19 Wisconsin 6**  
 Oct. 3, 2015, Camp Randall Stadium, Madison, Wisconsin

Iowa	0	10	0	0	--	10
Wisconsin	3	0	3	0	--	6

**GAME RECAP**

Iowa forced four turnovers and held No. 18/19 Wisconsin without a touchdown in a 10-6 win at Camp Randall Stadium.

The victory is Iowa's fifth straight to start the season and gives the Hawkeyes possession of the Heartland Trophy. It also marked Iowa's first road triumph over a ranked opponent since a 38-28 win over No. 24 Michigan in 2010.

Thirteen of the 16 points in the contest, including the final 13 points, were scored following turnovers. Wisconsin scored its only first-half points on its opening possession when PK Rafael Gaglianone converted a 46-yard field goal.

Iowa, who has won consecutive games in Madison and won four of its last five visits since 2004, stopped two Badger drives in the second quarter with a CB Desmond King interception and a DE Nate Meier fumble recovery -- both in Wisconsin territory that resulted in points.

TE George Kittle scored his second touchdown in as many weeks with a 1-yard reception from QB C.J. Beathard following King's first of two interceptions. PK Marshall Koehn connected from 33 yards after Meier recovered a fumble forced by DE Drew Ott.

King collected his second pick of the game on the Badgers' opening possession of the second half. The only points of the second half came on Gaglianone's second field goal (46 yards) following a Beathard interception in Iowa territory.

Iowa's defense held Wisconsin out of the red zone until its final two possessions of the game. With Wisconsin trailing 10-6 and on Iowa's 1-yard line, Badger QB Joel Stave fumbled and Iowa DT Faith Ekakitie recovered on the 4-yard line to maintain the four-point advantage.

The Badgers drove to Iowa's 16-yard line on their final possession before failing to convert fourth down with 36 seconds remaining.

Jordan Canzeri rushed a career-high 26 times for 125 yards. Beathard completed 9-of-21 passes for 77 yards, with Matt VandeBerg catching six of the nine targets for 61 yards.

Linebackers Cole Fisher (14) and Josey Jewell (10) were credited with double-digit tackles. King, in addition to the two thefts, had nine tackles and two pass break-ups and was recognized as Big Ten Co-Defensive Player of the Week.

Iowa's 10 points marks the fewest by any team in a win at Wisconsin since the Hawkeyes won by the identical score in 1991.

**SCORING SUMMARY**
**First Quarter**

UW -- Rafael Gaglianone, 46-yard field goal

**Second Quarter**

IA -- George Kittle, 1-yard pass from C.J. Beathard (Koehn kick)

IA -- Marshall Koehn, 33-yard field goal

**Third Quarter**

UW -- Rafael Gaglianone, 46-yard field goal

**Attendance: 80,933**

IOWA	TEAM STATS	WIS
14	First Downs	21
40-144	Rushes-Yards	34-86
77	Passing Yards	234
9-21-1	Com-Att-Int	21-38-2
61-221	Total Offense	72-320
5-41.2	Punts-Avg.	4-31.0
2-1	Fumbles-Lost	3-2
6-54	Penalties-Yards	8-90
29:14	Possession Time	30:46

**INDIVIDUAL LEADERS**
**RUSHING:**

IOWA: Canzeri 26-125; Beathard 9-12

UW: Deal 15-59; Ogunbowale 11-28

**PASSING:**

IOWA: Beathard 9-21-77, 1 TD, 1 INT

UW: Stave 21-38-234, 0 TD, 2 INT

**RECEIVING:**

IOWA: VandeBerg 6-61; Canzeri 1-14

UW: Ogunbowale 4-43; Wheelwright 4-33; Erickson 3-30

**TACKLES:**

IOWA: Fisher 14; Jewell 10; King 9; Lomax 8

UW: Biegel 9; Schobert 8; Orr 8; Hillary 8

**#22/23 Iowa 29, Illinois 20**  
 Oct. 10, 2015, Kinnick Stadium, Iowa City, Iowa

Illinois	7	0	6	7	--	20
Iowa	6	10	7	6	--	29

**GAME RECAP**

Jordan Canzeri rushed a school-record 43 times for 256 yards and had two touchdowns (one rush and one receiving) to lift Iowa to a 29-20 homecoming victory at Kinnick Stadium. The 256 yards on the ground rank third best in school annals.

Iowa grabbed an early 6-0 lead after C.J. Beathard connected with TE George Kittle for a 21-yard touchdown pass; the PAT attempt failed. Illinois answered on its next possession with a Ke'Shawn Vaughn 4-yard scoring run to grab an early 7-6 advantage. The rushing score was the first Iowa's defense allowed in six games -- the Hawkeyes were the last FBS team to yield a rushing score in 2015.

Iowa scored 10 second-quarter points on a Canzeri 17-yard reception and a Marshall Koehn 19-yard field goal to take a 16-7 lead into the locker room.

The visitors closed the gap to 16-13 after Taylor Zalewski field goals of 37 and 40 yards, but Iowa closed the third quarter with a Canzeri 75-yard touchdown run to make the score 23-13. The 75-yard run is the longest scoring run by a Hawkeye since Shonn Greene had a 75-yarder against Purdue in 2008.

Illinois scored its final points on a 53-yard scoring strike from QB Wes Lunt to WR Geronimo Allison with 10:13 left in the fourth quarter.

Iowa preserved the win with a pair of Koehn field goals (34 and 40 yards). The Hawkeyes' final three points -- making the game a two-possession game with 2:11 remaining -- was sparked by a LB Josey Jewell fumble recovery in Illinois territory, which was forced by DE Parker Hesse.

Beathard completed 15-of-31 passes for 200 yards and two touchdowns to remain perfect as a starter, winning his first seven games dating back to last season. WR Jerminic Smith had four of those catches for a personal-best 118 yards. Smith becomes the first Hawkeye true freshman to record 100 yards receiving in a single-game.

In addition to the fumble recovery, Jewell led the squad with 12 tackles. Iowa's sixth straight win to open the season results in the Hawkeyes being bowl eligible for the 14th time in the last 15 seasons.

**SCORING SUMMARY**
**First Quarter**

IA -- George Kittle, 21-yard pass from C.J. Beathard (PAT attempt failed)

ILL -- Ke'Shawn Vaughn, 4-yard run (Zalewski kick)

**Second Quarter**

IA -- Jordan Canzeri, 17-yard pass from C.J. Beathard (Koehn kick)

IA -- Marshall Koehn, 19-yard field goal

**Third Quarter**

ILL -- Taylor Zalewski, 37-yard field goal

ILL -- Taylor Zalewski, 40-yard field goal

IA -- Jordan Canzeri, 75-yard run (Koehn kick)

**Fourth Quarter**

ILL -- Geronimo Allison, 53-yard pass from Wes Lunt (Zalewski kick)

IA -- Marshall Koehn, 34-yard field goal

IA -- Marshall Koehn, 40-yard field goal

**Attendance: 66,693**

ILL	TEAM STATS	IOWA
20	First Downs	23
24-46	Rushes-Yards	51-278
317	Passing Yards	200
25-43-1	Com-Att-Int	15-31-0
67-363	Total Offense	82-478
6-42.2	Punts-Avg.	6-43.3
1-1	Fumbles-Lost	0-0
5-45	Penalties-Yards	6-80
24:09	Possession Time	35:51

**INDIVIDUAL LEADERS**
**RUSHING:**

IOWA: Canzeri 43-256; Beathard 5-29

ILL: Vaughn 19-67

**PASSING:**

IOWA: Beathard 15-31-200, 2 TD, 0 INT

ILL: Lunt 25-42-317, 1 TD, 0 INT

**RECEIVING:**

IOWA: J. Smith 4-118; Kriger-Coble 5-32; Canzeri 2-15

ILL: Allison 8-148; Vaughn 4-49; Turner 3-53

**TACKLES:**

IOWA: Jewell 12; Johnson 6; Lomax 6

ILL: Neal 14; Ward 11; Fejedelem 9; Monheim 9



## #17/17 Iowa 40, #20/21 Northwestern 10

Oct. 17, 2015, Ryan Field, Evanston, Illinois

Iowa	3	13	14	10	--	40
Northwestern	0	10	0	0	--	10

**GAME RECAP**

Running backs Akrum Wadley and Derrick Mitchell, Jr. combined for 326 all-purpose yards and five touchdowns to lift Iowa to a 40-10 victory over No. 20 Northwestern at Ryan Field.

Wadley rushed a career-high 26 times for 204 yards and four touchdowns. He is the second Iowa tailback in as many weeks to rush for over 200 yards -- a program first.

Iowa got on the board with a K Marshall Koehn 36-yard field goal, and pushed its lead to 16-0 with a pair of Wadley second-quarter touchdowns -- the first a 35-yard dash and the second from four yards away. Wadley spelled starting running back Jordan Canzeri late in the first quarter after Canzeri sustained an injury.

The Wildcats got to within 16-10 before halftime with a field goal and 4-yard touchdown from QB Clayton Thorson to WR Christian Jones. It was all Hawkeyes in the second half, as Iowa scored 24 unanswered points and held Northwestern to 80 total yards over the final 30 minutes.

Wadley scored two more touchdowns in the third quarter (two and four yards) to extend the Hawkeye advantage to 30-10. He became the seventh Iowa player to rush for a school-record four scores in a single game, and second this season (Canzeri versus North Texas). Wadley's efforts earned him Big Ten Offensive Player of the Week accolades.

Koehn added a 22-yard field goal, while Mitchell crossed the goal line from 13 yards away in the fourth period.

Iowa quarterback C.J. Beathard completed 15-of-25 passes for 176 yards, finding WR Matt Vandenberg on eight of his 15 completions for a game-high 78 yards. In addition to rushing 10 times for a career-high 79 yards, Mitchell caught a personal-best three passes for 43 yards.

The defense held Northwestern to 198 total yards. LB Cole Fisher paced the Hawkeye tacklers with 10, nine of which were solo stops. LB Josey Jewell had six tackles, including 2.5 for a combined loss of 18 yards, and a forced fumble. CB Desmond King collected his Big Ten-leading sixth interception of the year to go along with two pass break-ups.

The road win marked the first time in 13 years that Iowa posted two road victories over ranked opponents in the same season (No. 18 Wisconsin and No. 20 Northwestern).

**SCORING SUMMARY****First Quarter**

IA -- Marshall Koehn, 36-yard field goal

**Second Quarter**

IA -- Akrum Wadley, 35-yard run (PAT attempt failed)

IA -- Akrum Wadley, 4-yard run (Koehn kick)

NU -- Christian Jones, 4-yard pass from Clayton Thorson (Mitchell kick)

NU -- Jack Mitchell, 20-yard field goal

**Third Quarter**

IA -- Akrum Wadley, 2-yard run (Koehn kick)

IA -- Akrum Wadley, 4-yard run (Koehn kick)

**Fourth Quarter**

IA -- Marshall Koehn, 22-yard field goal

IA -- Derrick Mitchell, Jr., 13-yard run (Koehn kick)

**Attendance: 44,135**

IOWA	TEAM STATS	NU
24	First Downs	13
51-294	Rushes-Yards	26-51
198	Passing Yards	147
16-27-1	Com-Att-Int	20-43-1
78-492	Total Offense	69-198
5-39.2	Punts-Avg.	9-38.2
1-0	Fumbles-Lost	2-2
5-47	Penalties-Yards	5-55
37:22	Possession Time	22:38

**INDIVIDUAL LEADERS****RUSHING:**

IOWA: Wadley 26-204; Mitchell 10-79

NU: Jackson 10-30; Thorson 11-10

**PASSING:**

IOWA: Beathard 15-25-176, 0 TD, 1 INT

NU: Thorson 17-35-125, 1 TD, 1 INT

**RECEIVING:**

IOWA: Vandenberg 8-78; Mitchell 3-43; Krieger-Coble 2-28

NU: Jackson 5-17; Shuler 3-25; McHugh 2-43

**TACKLES:**

IOWA: Fisher 10; Meier 7;

Jewell 6; Niemann 4; Taylor 4

NU: Prater 11; Watkins 9;

Igwebuike 8; Henry 6

## #10/11 Iowa 31, Maryland 15

Oct. 31, 2015, Kinnick Stadium, Iowa City, Iowa

Maryland	0	0	0	15	--	15
Iowa	7	14	0	10	--	31

**GAME RECAP**

Iowa's defense forced four turnovers and four different Hawkeyes scored touchdowns in a 31-15 triumph over Maryland at Kinnick Stadium as Iowa improved to 8-0 for the second time in school history (2009).

RB LeShun Daniels scored his first touchdown of the season seven plays after SS Miles Taylor recovered his first career fumble to give the Hawkeyes a 7-0 advantage in the first quarter.

RB Akrum Wadley extended Iowa's lead to 14-0 on an 11-yard run. Iowa added its third rushing score with nine seconds remaining in the first half when RB Derrick Mitchell scored on a 2-yard rush five plays after Aaron Mends blocked punt in Maryland territory.

After a scoreless third period, Iowa and Maryland combined for 25 points in the final quarter. The Terrapins got on the scoreboard with a 7-yard touchdown pass to make the score 21-7. Iowa's Marshall Koehn kicked a 49-yard field goal to make it a three-possession game at 24-7.

On Maryland's next possession, CB Desmond King thwarted a scoring threat by returning his seventh interception of the season 88 yards for a touchdown. King is the first Hawkeye with seven thefts in a single season since Kerry Burt in 1987. And, the 88-yard return ties the seventh longest in program history and is Iowa's third pick-six of the season.

Maryland's Will Likely closed the scoring by returning a kickoff 100 yards for a touchdown, tying the Kinnick Stadium record (Iowa's Joe Williams, 1961).

QB C.J. Beathard completed 12-of-23 passes for 183 yards. WR Matt Vandenberg caught a game-high three passes for 54 yards. Senior punter Dillon Kidd placed three of his five punts inside the 20, allowing Maryland just four yards on one return.

The Iowa defense held Maryland to 74 yards passing -- the eighth lowest total by an Iowa opponent in the Kirk Ferentz era. In addition to recovering a fumble, Taylor recorded his first career interception and had a career-best eight tackles. Nate Meier had seven tackles, including two for loss and a sack.

**SCORING SUMMARY****First Quarter**

IA -- LeShun Daniels, 1-yard run (Koehn kick)

**Second Quarter**

IA -- Akrum Wadley, 11-yard run (Koehn kick)

IA -- Derrick Mitchell, 2-yard run (Koehn kick)

**Fourth Quarter**

MD -- Taivon Jacobs, 7-yard pass from Perry Hills (Craddock kick)

IA -- Marshall Koehn, 49-yard field goal

IA -- Desmond King, 88-yard interception return (Koehn kick)

MD -- Will Likely, 100-yard kickoff (Hills rush)

**Attendance: 62,667**

MD	TEAM STATS	IOWA
15	First Downs	18
34-167	Rushes-Yards	44-110
74	Passing Yards	183
11-23-3	Com-Att-Int	12-24-0
57-241	Total Offense	68-293
7-40.4	Punts-Avg.	6-38.8
2-1	Fumbles-Lost	1-1
8-72	Penalties-Yards	7-53
27:08	Possession Time	32:52

**INDIVIDUAL LEADERS****RUSHING:**

IOWA: Wadley 19-67; Daniels 13-60

MD: Hills 19-104; Brown 8-33

**PASSING:**

IOWA: Beathard 12-23-183, 0 TD, 0 INT

MD: Hills 11-22-74, 1 TD, 3 INT

**RECEIVING:**

IOWA: Vandenberg 3-54; T. Smith 2-35

MD: Jacobs 3-18; Edwards 2-8; Culmer 1-14

**TACKLES:**

IOWA: Taylor 8; Meier 7; Jewell 6; Hesse 6; Fisher 6

MD: Nixon 9; Davis 7; Brooks 7; Hendy 5

**#9/10 Iowa 35, Indiana 27**

Nov. 7, 2015, Memorial Stadium, Bloomington, Indiana

Iowa	7	14	0	14	--	35
Indiana	3	14	0	10	--	27

**GAME RECAP**

Iowa matched its best start in school history with a 35-27 win at Indiana to move to 9-0 overall and 5-0 in the Big Ten.

Iowa QB C.J. Beathard totaled 271 yards of offense and accounted for two touchdowns to lead the visitors.

The Hawkeyes jumped out to a 14-3 advantage in the first half after Akrum Wadley scored on a career-long 65-yard rush on the second play from scrimmage and LeShun Daniels scored from four yards on Iowa's third possession.

Indiana's Jordan Howard scored rushing touchdowns (29, 37) on consecutive possessions in the second quarter to give the Hoosiers a 17-14 lead.

Iowa reclaimed the lead with 17 seconds remaining in the first half and never looked back. From the 7-yard line, Beathard scrambled from the pocket and plunged into the end zone near the sideline to give the Hawkeyes a 21-17 halftime advantage.

After a scoreless third period, Indiana closed the deficit to 21-20 on a Griffin Oakes 28-yard field goal with 13:22 left in the fourth quarter.

Beathard led the Hawkeyes on two fourth-quarter touchdown drives to extend their lead to 35-20. The junior signal caller was 7-of-11 for 102 yards on the two scoring drives. Daniels scored his second touchdown from 1-yard away, while TE George Kittle scored on a 10-yard pass from Beathard, in which Kittle leaped over defenders near the goal line to score the team's fifth touchdown.

Indiana scored a late touchdown and failed at an onside kick attempt that Iowa TE Henry Krieger-Coble corralled with 2:24 remaining to seal the win.

Wadley (120 yards) and Daniels (78 yards) combined for 198 yards rushing and three touchdowns. Matt VandeBerg led the Hawkeye receivers with five catches for 68 yards, while senior Jake Hillyer recorded career-bests in receptions (4) and yards (53).

Defensively, LB Josey Jewell had a game-high 15 tackles, including 11 solo stops -- both career highs. CB Desmond King collected his FBS-leading eighth interception of the season, which ties the school single-season record held by Nile Kinnick (1939) and Lou King (1981).

The win was Iowa's fifth straight true road victory, dating back to last season.

**SCORING SUMMARY**
**First Quarter**

IA -- Akrum Wadley, 65-yard run (Koehn kick)

IND -- Griffin Oakes, 32-yard field goal

**Second Quarter**

IA -- LeShun Daniels, 4-yard run (Koehn kick)

IND -- Jordan Howard, 37-yard run (Oakes kick)

IND -- Jordan Howard, 29-yard run (Oakes kick)

IA -- C.J. Beathard, 7-yard run (Koehn kick)

**Fourth Quarter**

IND -- Griffin Oakes, 28-yard field goal

IA -- LeShun Daniels, 1-yard run (Koehn kick)

IA -- George Kittle, 10-yard pass from C.J. Beathard (Koehn kick)

IND -- Michael Cooper, 11-yard pass from Nate Sudfeld (Oakes kick)

**Attendance: 44,739**

IOWA	TEAM STATS	IND
26	First Downs	26
44-234	Rushes-Yards	39-227
233	Passing Yards	180
19-31-0	Com-Att-Int	16-37-1
75-467	Total Offense	76-407
5-41.6	Punts-Avg.	5-41.8
0-0	Fumbles-Lost	0-0
5-55	Penalties-Yards	3-35
34:30	Possession Time	25:30

**INDIVIDUAL LEADERS**
**RUSHING:**

IOWA: Wadley 12-120; Daniels 23-78

IND: Howard 22-174; Redding 9-45

**PASSING:**

IOWA: Beathard 19-31-233, 1 TD, 0 INT

IND: Sudfeld 16-37-180, 1 TD, 1 INT

**RECEIVING:**

IOWA: VandeBerg 5-68; T. Smith 4-55; Hillyer 4-53

IND: Jones 4-39; Cooper 3-31; Paige 2-51

**TACKLES:**

IOWA: Jewell 15; Lomax 8; Fisher 6

IND: Oliver 11; Dutra 10; Crawford 6

**#8/8 Iowa 40, Minnesota 35**

Nov. 14, 2015, Kinnick Stadium, Iowa City, Iowa

Minnesota	7	7	7	14	--	35
Iowa	7	17	3	13	--	40

**GAME RECAP**

Iowa scored on six of its first seven offensive possessions in a 40-35 victory over Minnesota to reclaim possession of Floyd of Rosedale. The win was the Hawkeyes' school-record 10th straight to start the season.

The Hawkeyes rushed for 272 yards and five touchdowns to earned their seventh straight time home win over the Gophers. RB LeShun Daniels paced the Hawkeye ground attack, rushing 26 times for a career-high 195 yards and three touchdowns. Quarterback C.J. Beathard carried the ball 10 times for 50 yards and completed 18-of-26 passes for 213 yards. He also had two rushing scores.

Both teams exchanged touchdowns in the first quarter; Daniels scored on a 3-yard run, and Minnesota QB Mitch Leidner scored on a 2-yard rush.

Beathard scored on a 1-yard bootleg, Daniels scored on a 2-yard run, and Marshall Koehn kicked a 47-yard field goal in the second quarter to give the Hawkeyes a 24-14 halftime advantage.

Koehn added a 38-yard field goal in the third period, while Minnesota found the end zone once in the third period to make the score 27-21.

Iowa had two 12-point fourth quarter leads. Beathard's second 1-yard scoring run made the score, 33-21, and a Daniels' career-long 51-yard score put Iowa in front 40-28. The Gophers closed to within five points after a 3-yard touchdown run with 1:16 remaining. Their onside kick attempt following the late score went out of bounds, and Iowa took a knee to end the ballgame.

The Hawkeyes, who rank 17th in the country in third down conversions, moved the chains on 10 of their 15 third-down plays and maintained possession for 35:32.

WR Matt VandeBerg had a team-high six catches for 74 yards, while Iowa tight ends George Kittle and Henry Krieger Coble combined for eight catches for 105 yards.

Defensively, LB Josey Jewell had a team-high 13 tackles and a sack, amassing double-digit tackles for the fourth time in six games.

Iowa's 40-point outburst against Minnesota marked the fourth straight game that Iowa scored 30 or more points, in conference play, for the first time in school history.

**SCORING SUMMARY**
**First Quarter**

IA -- LeShun Daniels, 3-yard run (Koehn kick)

MINN -- Mitch Leidner, 2-yard run (Santoso kick)

**Second Quarter**

IA -- C.J. Beathard, 1-yard run (Koehn kick)

MINN -- Brandon Lingen, 40-yard pass from Mitch Leidner (Santoso kick)

IA -- Marshall Koehn, 47-yard field goal

IA -- LeShun Daniels, 2-yard run (Koehn kick)

**Third Quarter**

IA -- Marshall Koehn, 38-yard field goal

MINN -- Rordrick Williams, 1-yard run (Santoso kick)

**Fourth Quarter**

IA -- C.J. Beathard, 1-yard run (Beathard rush failed)

MINN -- Drew Wolitarsky, 42-yard pass from Shannon Brooks (Santoso kick)

IA -- LeShun Daniels, 51-yard run (Koehn kick)

MINN -- Shannon Brooks, 3-yard run (Santoso kick)

**Attendance: 70,585**

MINN	TEAM STATS	IOWA
24	First Downs	27
29-133	Rushes-Yards	48-272
301	Passing Yards	234
20-28-0	Com-Att-Int	19-27-0
57-434	Total Offense	75-506
5-45.8	Punts-Avg.	2-38.0
0-0	Fumbles-Lost	0-0
12-87	Penalties-Yards	4-50
24:28	Possession Time	35:32

**INDIVIDUAL LEADERS**
**RUSHING:**

IOWA: Daniels 26-295; Beathard 10-50

MINN: Brooks 14-86; Leidner 11-32

**PASSING:**

IOWA: Beathard 18-26-213, 0 TD, 0 INT

MINN: Leidner 19-27-259, 1 TD, 0 INT

**RECEIVING:**

IOWA: VandeBerg 6-74; Kittle 5-44; Krieger-Coble 3-61

MINN: Maye 7-106; Lingen 6-105; Wolitarsky 3-71

**TACKLES:**

IOWA: Jewell 13; Fisher 9; Taylor 8; Meier 6

MINN: Johnson 14; Campbell 10; Ayinde 9; Poock 8

## #3/3 Iowa 40, Purdue 20

Nov. 21, 2015, Kinnick Stadium, Iowa City, Iowa

Purdue	0	10	3	7	--	20
Iowa	14	6	7	13	--	40

**GAME RECAP**

Iowa clinched the Big Ten West Division with a 40-20 victory over Purdue on Senior Day at Kinnick Stadium. The win was Iowa's school-record 11th straight to start the season and complete an undefeated 7-0 home schedule for only the second time in school history (2003).

QB C.J. Beathard equaled a career high with three passing touchdowns, while Iowa running backs combined for three rushing scores en route to the team's fifth straight game of amassing at least 30 points.

The Hawkeyes scored the first 20 points of the contest. RB LeShun Daniels scored a pair of first-quarter touchdowns, scoring from two and 13 yards. WR Matt Vandenberg caught a 7-yard pass from Beathard, leaping into the end zone, to stretch Iowa's advantage to 20-0. Purdue closed the half scoring 10 straight points.

After a Boilermaker field goal on their first possession of the third period, Iowa regained a double-digit cushion after consecutive touchdown receptions by tight ends. George Kittle caught a 35-yard touchdown pass on a crucial third down play, while Henry Krieger-Coble found the end zone on a 22-yard pass play. Kittle's touchdown capped Iowa's sixth touchdown drive of the season over 90 yards.

RB Jordan Canzeri scampered 42 yards for a touchdown on his final carry at Kinnick Stadium. The senior finished the contest with a game-high 95 yards on 13 carries (7.3 avg.).

Beathard completed 12-of-20 passes for 213 yards and three scores. Purdue QB Austin Appleby completed 23-of-40 passes for 259 yards and one touchdown.

Kittle (2-49) and Krieger-Coble (4-76) combined for six catches for 125 yards. Krieger-Coble's 76 yards are a career best. WR Tevaun Smith caught four passes for 73 yards.

Iowa, who ranks 17th in the nation in third down conversions, moved the chains on five of its 10 attempts.

Defensively, Iowa had four players credited with double-digit tackles. Safety Jordan Lomax led the way with a personal-best 13 tackles. LB Josey Jewell had 12 stops, while CB Desmond King had 11 and LB Cole Fisher recorded 10.

The game was played following nine inches of overnight snowfall in Iowa City.

The win was Iowa's eighth in the last 10 meetings in the series, including seven of the last eight at Kinnick Stadium.

**SCORING SUMMARY****First Quarter**

IA -- LeShun Daniels, 2-yard run (Koehn kick)

IA -- LeShun Daniels, 13-yard run (Koehn kick)

**Second Quarter**

IA -- Matt Vandenberg, 7-yard pass from C.J. Beathard (PAT attempt failed)

PUR -- Markell Jones, 1-yard run (Griggs kick)

PUR -- Paul Griggs, 20-yard field goal

**Third Quarter**

PUR -- Paul Griggs, 22-yard field goal

IA -- George Kittle, 35-yard pass from C.J. Beathard (Koehn kick)

**Fourth Quarter**

IA -- H. Krieger-Coble, 22-yard pass from C.J. Beathard (PAT attempt failed)

PUR -- Shane Mikesky, 19-yard pass from Austin Appleby (Griggs kick)

IA -- Jordan Canzeri, 42-yard run (Koehn kick)

**Attendance: 62,920**

PUR	TEAM STATS	IOWA
21	First Downs	21
38-137	Rushes-Yards	39-174
268	Passing Yards	213
26-46-0	Com-Att-Int	12-20-0
84-405	Total Offense	59-387
4-36.5	Punts-Avg.	4-37.0
3-1	Fumbles-Lost	1-1
5-43	Penalties-Yards	2-20
32:54	Possession Time	27:06

**INDIVIDUAL LEADERS****RUSHING:**

IOWA: Canzeri 13-95; Daniels 8-31;

Wadley 4-23

PUR: Jones 24-87; Knox 7-26

**PASSING:**

IOWA: Beathard 12-20-213, 3 TD, 0 INT

PUR: Appleby 23-40-259, 1 TD, 0 INT

**RECEIVING:**

IOWA: Krieger-Coble 4-76; T. Smith 4-73

PUR: Yancey 9-117; Young 4-52

**TACKLES:**

IOWA: Lomax 13; Jewell 12; King 11;

Fisher 10

PUR: Clark 9; Roberts 7; Ezechukwu 7

## #4/4 Iowa 28, Nebraska 20

Nov. 27, 2015, Memorial Stadium, Lincoln, Nebraska

Iowa	0	14	14	0	--	28
Nebraska	0	10	7	3	--	20

**GAME RECAP**

Iowa's defense collected a season-high four interceptions, while Jordan Canzeri rushed for two touchdowns in a 28-20 victory over Nebraska at Memorial Stadium in Lincoln, Nebraska.

The win concludes a perfect 12-0 regular season for the first time in school history for the Hawkeyes. The win also regains possession of the Heroes Trophy -- Iowa's fourth trophy victory of the season.

Iowa scored first when QB C.J. Beathard found TE George Kittle in the end zone for a 10-yard score. The touchdown marked the third time in four weeks, and second straight game, that Kittle scored a touchdown.

Following a Nebraska touchdown, DE Parker Hesse intercepted a Tommy Armstrong Jr. pass and ran four yards for Iowa's fourth pick-six of the season -- the most of any Big Ten team in 2015. Hesse, who also had six tackles was named Big Ten Freshman of the Week.

With Iowa leading 14-10 at halftime, the visiting Hawkeyes scored touchdowns on their first two possessions of the second half. Canzeri, who finished the game with 140 yards on 17 carries, scored his first touchdown on a 29-yard rush down the sidelines. On Iowa's next possession, Canzeri scampered 68 yards on the first play to put the Hawkeyes in front 28-17. Canzeri's rushing totals from the Nebraska game pushed the Hawkeye senior over 2,000 yards in his career.

Nebraska kicked a 42-yard field goal with 1:17 remaining, but was unable to recover an onside kick attempt when Henry Krieger-Coble covered the ball.

Iowa's four interceptions were by four different players: Cole Fisher, Josey Jewell, Greg Mabin, and Hesse. Fisher and safety Jordan Lomax each totaled 11 tackles, while Jewell and Mabin each had nine stops.

The Hawkeyes won despite going 0-of-9 on third down. Iowa is only the fourth FBS team to win a road game without converting a third down in 2015. Also, Iowa's 44 offensive plays are the second-fewest by a winning team this season.

Beathard completed 9-of-16 passes for 97 yards and one touchdown, while Armstrong Jr. completed 25-of-45 passes for 296 yards and four interceptions.

Iowa won five road games for the fourth time in school history (1982, 1991, and 2002).

**SCORING SUMMARY****Second Quarter**

IA -- George Kittle, 10-yard pass from C.J. Beathard (Koehn kick)

NEB -- Imani Cross, 4-yard run (Brown kick)

IA -- Parker Hesse, 4-yard interception return (Koehn kick)

NEB -- Drew Brown, 39-yard field goal

**Third Quarter**

IA -- Jordan Canzeri, 29-yard run (Koehn kick)

NEB -- Imani Cross, 4-yard run (Brown kick)

IA -- Jordan Canzeri, 68-yard run (Koehn kick)

**Fourth Quarter**

NEB -- Drew Brown, 42-yard field goal

**Attendance: 90,830**

IOWA	TEAM STATS	NEB
11	First Downs	22
28-153	Rushes-Yards	38-137
97	Passing Yards	296
9-16-0	Com-Att-Int	25-45-4
44-250	Total Offense	83-433
9-30.6	Punts-Avg.	5-44.6
3-1	Fumbles-Lost	0-0
6-54	Penalties-Yards	8-95
23:54	Possession Time	36:06

**INDIVIDUAL LEADERS****RUSHING:**

IOWA: Canzeri 17-140; Vandenberg 1-9

NEB: Cross 19-55; Armstrong 9-46

**PASSING:**

IOWA: Beathard 9-16-97, 1 TD, 0 INT

NEB: Armstrong Jr. 25-45-296, 0 TD, 4 INT

**RECEIVING:**

IOWA: Vandenberg 3-31; Kittle 2-35; Krieger-Coble 2-24

NEB: Newby 5-22; Carter 4-76; Turner 4-26; Reilly 3-50

**TACKLES:**

IOWA: Lomax 11; Fisher 11; Mabin 9; Jewell 9

NEB: Kalu 6; Cockrell 6; Young 5

**#5/5 Michigan State 16, #4/4 Iowa 13**

Dec. 5, 2015, Lucas Oil Stadium, Indianapolis, Indiana

Michigan State	3	0	6	7	--	16
Iowa	3	3	0	7	--	13

**GAME RECAP**

Michigan State scored on a 1-yard run with 27 seconds remaining to edge undefeated Iowa, 16-13, in the Big Ten Championship Game at Lucas Oil Stadium. The game set a Big Ten Championship Game attendance record of 66,985 fans.

The East and West Division champions traded field goals the first three quarters before each team scored a touchdown in the final quarter.

Iowa's Marshall Koehn converted kicks of 24 and 43 yards, while Michigan State's Michael Geiger was good from 23, 29, and 47 yards. Geiger also missed a pair of 52-yard kicks.

Geiger's 47-yard field goal with 57 seconds remaining in the third period put the Spartans in front 9-6. Michigan State's defense limited the Hawkeyes' offense to three yards on seven plays in the third quarter.

On the first play of the fourth quarter, Iowa QB C.J. Beathard connect with WR Tevaun Smith for an 85-yard touchdown pass to give Iowa a 13-9 advantage. The 85-yard scoring strike was Iowa's longest play from scrimmage of the season.

Two possessions later, the Spartans drove 82 yards in 22 plays, draining 9:09 off the game clock. Michigan State converted five third downs and one fourth down on its game-winning drive.

Beathard completed 18-of-26 passes for 216 yards and one touchdown. The junior threw one interception on a ricochet in Iowa's end zone in the second quarter, which was his first interception in 155 pass attempts.

Beathard lost for the first time in 14 starts. Smith led all receivers with five catches for 110 yards and a score.

Michigan State quarterback Connor Cook was named the game's Most Valuable Player, completing 16-of-32 passes for 191 yards. Spartan running back L.J. Scott rushed 22 times for 73 yards and one touchdown.

Iowa's leading rusher, Jordan Canzeri, rushed twice for 12 yards before leaving the game in the first period due to injury.

Defensively, Iowa held the Spartans to their lowest point total of the season. LB Josey Jewell had eight tackles, intercepted his third pass of the season, and was credited with two quarterback hurries. Safety Jordan Lomax had 10 tackles.

**SCORING SUMMARY**
**First Quarter**

MSU -- Michael Geiger, 23-yard field goal

IA -- Marshall Koehn, 24-yard field goal

**Second Quarter**

IA -- Marshall Koehn, 43-yard field goal

**Third Quarter**

MSU -- Michael Geiger, 29-yard field goal

MSU -- Michael Geiger, 47-yard field goal

**Fourth Quarter**

IA -- Tevaun Smith, 85-yard pass from C.J. Beathard (Koehn kick)

MSU -- L.J. Scott, 1-yard run (Geiger kick)

**Attendance: 66,985**

MSU	TEAM STATS	IOWA
20	First Downs	13
46-174	Rushes-Yards	24-52
191	Passing Yards	216
16-33-1	Com-Att-Int	18-27-1
79-365	Total Offense	51-268
4-40.8	Punts-Avg.	5-35.6
0-0	Fumbles-Lost	4-2
8-80	Penalties-Yards	5-45
36:38	Possession Time	23:22

**INDIVIDUAL LEADERS**
**RUSHING:**

MSU: Scott 22-73; London 12-60

IOWA: Mitchell 4-24; Daniels 8-17; Wadley 5-14

**PASSING:**

MSU: Cook 16-32-191, 0 TD, 1 INT

IOWA: Beathard 18-26-216, 1 TD, 1 INT

**RECEIVING:**

MSU: Burbridge 5-61; Kings 4-30; Shelton 3-34

IOWA: Smith 5-110; Wadley 3-34; Krieger-Coble 3-23

**TACKLES:**

MSU: Harris 9; Cox 7; Nicholson 7; Calhoun 6

IOWA: Lomax 10; Fisher 9; Mabin 8; Jewell 8

**#6 Stanford 45, #5 Iowa 16**

Jan. 1, 2016, Rose Bowl Stadium, Pasadena, California

Stanford	21	14	3	7	--	45
Iowa	0	0	3	13	--	16

**GAME RECAP**

Stanford raced out to a 38-0 advantage and ultimately defeated Iowa, 45-16, in the 2016 Rose Bowl. The 45 points were the most the nationally-ranked Hawkeyes allowed in 14 games.

The Cardinal scored their first four touchdowns four different ways -- pass, run, interception return, and punt return. Heisman runner-up Christian McCaffrey totaled 368 all-purpose yards, including a 75-yard scoring reception on the first play from scrimmage and a 63-yard punt return in the second period.

Stanford QB Kevin Hogan completed 12-of-21 passes for 223 yards and accounted for four touch-downs (three passing and one rushing).

Iowa was held to 287 yards of total offense, including a season-low 48 yards rushing.

Iowa quarterback C.J. Beathard completed 21-of-33 passes for 239 yards passing and two touch-downs. Beathard threw a pair of fourth-quarter scores, first a 36-yard to WR Matt Vandenberg and then a 31-yard pass to RB Akrum Wadley. Vandenberg finished the contest with a team-high four receptions for 64 yards.

Running backs LeShun Daniels and Akrum Wadley rushed for 37 and 33 yards, respectively.

Junior DB Desmond King had 182 all-purpose yards, returning seven kickoffs for 144 yards and 38 yards on one punt. He also collected five tackles on defense.

SS Miles Taylor and LB Josey Jewell led the team in tackles, each being credited with seven stops. Jewell also collected an interception, his fourth of the season and second in as many games.

Senior center Austin Blythe made his 45th consecutive start and appeared in his 50th career game. He became the 12th player to play 50 or more games under Kirk Ferentz.

**SCORING SUMMARY**
**First Quarter**

STAN -- Christian McCaffrey, 75-pass from Kevin Hogan (Ukropina kick)

STAN -- Kevin Hogan, 8-yard run (Ukropina kick)

STAN -- Quenton Meeks, 66-yard interception return (Ukropina kick)

**Second Quarter**

STAN -- Christian McCaffrey, 63-yard punt return (Ukropina kick)

STAN -- Michael Rector, 31-pass from Kevin Hogan (Ukropina kick)

**Third Quarter**

STAN -- Conrad Ukropina, 31-yard field goal

IA -- Marshall Koehn, 39-yard field goal

**Fourth Quarter**

IA -- Matt Vandenberg, 36-yard pass from C.J. Beathard (PAT attempt failed)

IA -- Akrum Wadley, 31-yard pass from C.J. Beathard (Koehn kick)

STAN -- Michael Rector, 42-yard pass from Kevin Hogan (Ukropina kick)

**Attendance: 94,268**

STAN	TEAM STATS	IOWA
19	First Downs	18
34-206	Rushes-Yards	38-48
223	Passing Yards	239
12-21-1	Com-Att-Int	21-33-1
55-429	Total Offense	71-287
3-36.3	Punts-Avg.	6-38.3
1-0	Fumbles-Lost	2-1
10-70	Penalties-Yards	7-50
27:09	Possession Time	32:51

**INDIVIDUAL LEADERS**
**RUSHING:**

STAN: McCaffrey 18-172; Wright 5-30

IOWA: Daniels 10-37; Wadley 9-33

**PASSING:**

STAN: Higan 12-21-223, 3 TD, 1 INT

IOWA: Beathard 21-33-239, 2 TD, 1 INT

**RECEIVING:**

STAN: McCaffrey 4-105; Hooper 3-23; Rector 2-73

IOWA: Vandenberg 4-64; Mitchell 4-41; Wadley 3-60

**TACKLES:**

STAN: Shittu 10; Martinez 9

IOWA: Taylor 7; Jewell 7; King 5



**Iowa**

Football Contacts: \_\_\_\_\_ Steve Roe/Matt Weitzel  
 E-mail: \_\_\_\_\_ steven-roe@uiowa.edu  
 \_\_\_\_\_ matthew-weitzel@uiowa.edu  
 Web Site: \_\_\_\_\_ hawkeyesports.com  
 Office Phone: \_\_\_\_\_ (319) 335-9411  
 Roe Cell Phone: \_\_\_\_\_ (319) 430-6346  
 Weitzel Cell Phone: \_\_\_\_\_ (319) 430-8176  
 Press Row Phone: \_\_\_\_\_ (319) 335-9466  
 Home Game Credentials: \_\_\_\_\_ hawkeyesports.com/media

**Illinois**

Football Contact: \_\_\_\_\_ Kent Brown  
 E-mail: \_\_\_\_\_ kwbrown3@illinois.edu  
 Web Site: \_\_\_\_\_ fightingillini.com  
 Office Phone: \_\_\_\_\_ (217) 244-6533  
 Cell Phone: \_\_\_\_\_ (217) 493-9795  
 Press Row Phone: \_\_\_\_\_ (217) 333-1227  
 Home Game Credentials: \_\_\_\_\_ FightingIllini.com/media

**Iowa State**

Football Contact: \_\_\_\_\_ Mike Green  
 E-mail: \_\_\_\_\_ mgreen@iastate.edu  
 Web Site: \_\_\_\_\_ cyclones.com  
 Office Phone: \_\_\_\_\_ (515) 294-3372  
 Cell Phone: \_\_\_\_\_ (515) 460-5804  
 Press Row Phone: \_\_\_\_\_ (515) 294-8443

**Miami Ohio**

Football Contact: \_\_\_\_\_ Dave Meyer  
 E-mail: \_\_\_\_\_ meyerd@miamioh.edu  
 Web Site: \_\_\_\_\_ MiamiRedhawks.com  
 Office Phone: \_\_\_\_\_ (513) 529-4329  
 Cell Phone: \_\_\_\_\_ (419) 265-0284  
 Press Row Phone: \_\_\_\_\_ (309) 438-0636

**Michigan**

Football Contact: \_\_\_\_\_ Dave Ablauf  
 E-mail: \_\_\_\_\_ dablauf@umich.edu  
 Web Site: \_\_\_\_\_ mgoblue.com  
 Office Phone: \_\_\_\_\_ (734) 764-6456  
 Cell Phone: \_\_\_\_\_ (734) 323-2281  
 Secondary Contact: \_\_\_\_\_ Chad Shepard  
 Cell Phone: \_\_\_\_\_ (248) 410-4449  
 Press Row Phone: \_\_\_\_\_ (734) 615-9568

**Minnesota**

Football Contact: \_\_\_\_\_ Paul Rovnak  
 E-mail: \_\_\_\_\_ psrovnak@umn.edu  
 Web Site: \_\_\_\_\_ www.gophersports.com  
 Office Phone: \_\_\_\_\_ (612) 625-9379  
 Cell Phone: \_\_\_\_\_ (651) 592-5741  
 Press Row Phone: \_\_\_\_\_ (612) 626-6076  
 Home Game Credentials: \_\_\_\_\_ GopherSports.com/media

**Nebraska**

Football Contact: \_\_\_\_\_ Keith Mann  
 E-mail: \_\_\_\_\_ kmann@huskers.com  
 Web Site: \_\_\_\_\_ huskers.com  
 Office Phone: \_\_\_\_\_ (402) 472-2263  
 Cell Phone: \_\_\_\_\_ (402) 540-0274  
 Press Row Phone: \_\_\_\_\_ (402) 472-2279

**North Dakota State**

Football Contact: \_\_\_\_\_ Ryan Perreault  
 E-mail: \_\_\_\_\_ Ryan.Perreault@ndsu.edu  
 Web Site: \_\_\_\_\_ gobison.com  
 Office Phone: \_\_\_\_\_ (701) 231-8331  
 Cell Phone: \_\_\_\_\_ (701) 793-0521  
 Press Row Phone: \_\_\_\_\_ (701) 298-2600

**Northwestern**

Football Contact: \_\_\_\_\_ Paul Kennedy  
 E-mail: \_\_\_\_\_ pkennedy@northwestern.edu  
 Web Site: \_\_\_\_\_ NUsports.com  
 Office Phone: \_\_\_\_\_ (847) 467-2028  
 Cell Phone: \_\_\_\_\_ (312) 497-5990  
 Press Row Phone: \_\_\_\_\_ (847) 491-8835

**Penn State**

Football Contact: \_\_\_\_\_ Kris Petersen  
 E-mail: \_\_\_\_\_ kap18@psu.edu  
 Web Site: \_\_\_\_\_ goPSUsports.com  
 Office Phone: \_\_\_\_\_ (814) 865-2497  
 Cell Phone: \_\_\_\_\_ (814) 883-4581  
 Press Row Phone: \_\_\_\_\_ (814) 863-1121  
 Home Game Credentials: \_\_\_\_\_ GoPSUsports.com/media

**Purdue**

Football Contact: \_\_\_\_\_ Matt Rector  
 E-mail: \_\_\_\_\_ rector@purdue.edu  
 Web Site: \_\_\_\_\_ purduesports.com  
 Office Phone: \_\_\_\_\_ (765) 494-3196  
 Cell Phone: \_\_\_\_\_ (765) 237-1330  
 Press Row Phone: \_\_\_\_\_ (765) 494-9079 or 9080  
 Home Game Credentials: \_\_\_\_\_ www.sportssystems.com/purdue

**Rutgers**

Football Contact: \_\_\_\_\_ Hasim Phillips  
 E-mail: \_\_\_\_\_ hphillips@scarletknights.com  
 Web Site: \_\_\_\_\_ scarletknights.com  
 Office Phone: \_\_\_\_\_ (732) 445-6069  
 Cell Phone: \_\_\_\_\_ (732) 470-9457  
 Press Row Phone: \_\_\_\_\_ (732) 445-7028  
 Home Game Credentials: \_\_\_\_\_ credentials@scarletknights.com

**Wisconsin**

Football Contact: \_\_\_\_\_ Brian Lucas  
 E-mail: \_\_\_\_\_ bml@athletics.wisc.edu  
 Web Site: \_\_\_\_\_ uwbadgers.com  
 Office Phone: \_\_\_\_\_ (608) 263-5052  
 Cell Phone: \_\_\_\_\_ (608) 513-3987  
 Press Row Phone: \_\_\_\_\_ (608) 262-7766

**Miami Ohio**

Sept. 3 - Kinnick Stadium  
 Iowa City, Iowa - FRYFest (2:30 p.m.)

**School Facts**

**Location:** Oxford, Ohio  
**Enrollment:** 17,557  
**Nickname:** RedHawks  
**Colors:** Red & White  
**Conference (Division):** Mid-American (East)  
**President:** Dr. David Hodge  
**Director of Athletics:** David Saylor  
**Stadium:** Yager Stadium  
**Capacity:** 24,286  
**Playing Surface:** FieldTurf

**Coaches Information**

**Head Coach:** Chuck Martin  
**Alma Mater (Year):** Millikin (1990)  
**School Record (Years):** 5-19 (3rd)  
**Career Record (Years):** 79-26 (9th)  
**Coaching Staff (Assignments):**  
 George Barnett (Associate Head Coach/Co-Offensive Coord./OL)  
 Eric Koehler (Co-Offensive Coord./QB's)  
 Matt Pawlowski (Co-Defensive Coord./LB)  
 John Hauser (Co-Defensive Coord./Cornerbacks)  
 Bill Brechin (Wide Receivers/Returns)  
 Cory Brown (Defensive Line)  
 Joe Palcic (Safeties/Punt)  
 Pat Welsh (Tight Ends/Recruiting)  
 Israel Woolford (Running Backs/Kickoff)  
 Matt Yoches (Director of Operations)

**Media Relations**

**Football Contact:** Dave Meyer  
**E-Mail:** meyerd@miamioh.edu  
**Office Phone:** 513-529-4329  
**Website:** MiamiRedHawks.com  
**SID Mailing Address:** 230 Millett Hall, Oxford, Ohio 45056  
**Radio Network:** Miami Sports Network  
**Play-By-Play Announcer:** Steve Baker  
**Color Analyst:** Terry Bridge

**Series History**

**Iowa leads series:** 3-0  
**At Iowa City:** 2-0  
**At Oxford:** 1-0  
**Current Streak:** Iowa -- 3  
**Largest Iowa win:** 44-19, 2001  
**Highest scoring game:** UI, 44-19, 2001  
**Lowest scoring game:** UI, 21-3, 2003

**Squad Information**

**Offensive Formation:** Multiple  
**Defensive Formation:** 4-2-5  
**2015 Record:** 3-9  
**Conference Record (Division Finish):** 2-6 (6th)  
**Lettermen Returning/Lost:** 45/17  
**Starters Returning/Lost:** 15/7

**Iowa State University**

Sept. 10 - Kinnick Stadium  
 Iowa City, Iowa - Iowa Corn Cy-Hawk Series  
 (6:30 p.m.)

**School Facts**

**Location:** Ames, Iowa  
**Enrollment:** 36,001  
**Nickname:** Cyclones  
**Colors:** Cardinal & Gold  
**Conference:** Big 12  
**President:** Dr. Steven Leath  
**Director of Athletics:** Jamie Pollard  
**Stadium:** Jack Trice Stadium  
**Capacity:** 61,500  
**Playing Surface:** Natural Grass

**Coaches Information**

**Head Coach:** Matt Campbell  
**Alma Mater (Year):** Mount Union (2002)  
**School Record (Years):** 1st Year  
**Career Record (Years):** 35-15 (5th)  
**Coaching Staff (Assignments):**  
 Jon Heacock (Defensive Coord./Safeties)  
 Tom Manning (Offensive Coord./Offensive Line)  
 Lou Ayeni (Running Game Coordinator)  
 Alex Golesh (Tight Ends/Recruiting)  
 Bryan Gasser (Wide Receivers/Special Teams)  
 Jim Hofher (Passing Game Coordinator)  
 Tyson Veidt (Linebackers)  
 Eli Rasheed (Defensive Line)  
 D.K. McDonald (Cornerbacks)

**Athletic Communications**

**Football Contact:** Mike Green  
**E-Mail:** mgreen@iastate.edu  
**Office Phone:** (515) 294-3372  
**Website:** cyclones.com  
**SID Mailing Address:** 1800 S. Fourth St., Jacobson Building, Ames, IA 50011-1140  
**Radio Network:** Cyclone Radio Network (Learfield)  
**Play-By-Play Announcer (Phone):**  
 John Walters (515) 294-9318  
**Color Analyst (Phone):**  
 Eric Heft (515) 729-4781

**Series History**

**Iowa leads series:** 41-22  
**At Iowa City:** 23-14  
**At Ames:** 18-8  
**Current Streak:** Iowa -- 1  
**Largest Iowa win:** 57-3, 1985  
**Largest Iowa State win:** 31-0, 1978  
**Highest scoring game:** ISU, 44-41 (3OT) in 2011  
**Lowest scoring game:** ISU, 2-0 in 1906; UI, 2-0 in 1910

**Squad Information**

**Offensive Formation:** Multiple  
**Defensive Formation:** 4-3  
**2015 Record:** 3-9  
**Conference Record (Finish):** 2-7 (9th)  
**Lettermen Returning/Lost:** 41/26  
**Starters Returning/Lost:** 16/15

**North Dakota State University**

Sept. 17 - Kinnick Stadium  
 Iowa City, Iowa (11 a.m.)

**School Facts**

**Location:** Fargo, North Dakota  
**Enrollment:** 14,516  
**Nickname:** Bison  
**Colors:** Yellow & Green  
**Conference:** Missouri Valley Football  
**President:** Dr. Dean L. Bresciani  
**Director of Athletics:** Matt Larsen  
**Stadium:** Gate City Bank Field at the Fargodome  
**Capacity:** 18,700  
**Playing Surface:** AstroTurf GameDay Grass

**Coaches Information**

**Head Coach:** Chris Klieman  
**Alma Mater (Year):** Northern Iowa (1990)  
**School Record (Years):** 28-3 (3rd)  
**Career Record (Years):** 31-10 (4th)  
**Coaching Staff (Assignments):**  
 Matt Entz (Defensive Coord./Linebackers)  
 Tim Polasek (Offensive Coord./Running Backs)  
 Atif Austin (Special Teams Coord./WRs)  
 Jamar Cain (Defensive Ends)  
 Nick Goesser (Def. Tackles/Recruiting Coord.)  
 Randy Hedberg (Quarterbacks)  
 Joe Klanderman (Defensive Backs)  
 Conor Riley (Offensive Line)  
 Tyler Roehl (Tight Ends/Fullbacks)  
 Bryan Shepherd (Defensive Assistant)  
 Kody Morgan (Offensive Quality Control)  
 Hank Jacobs (Dir. of Football Recruiting)  
 Jim Kramer (Dir. of Athletic Performance)

**Media Relations**

**Football Contact:** Ryan Perreault  
**E-Mail:** Ryan.Perreault@ndsu.edu  
**Office Phone:** (701) 231-8331  
**Website:** gobison.com  
**SID Mailing Address:** NDSU Dept. 1200, P.O. Box 6050, Fargo, ND 58108-6050  
**Radio Network:** KPFX-FM 107.9 The Fox  
**Play-By-Play Announcer:** Jeff Culhane  
**Color Analyst:** Phil Hansen

**Series History**

**Iowa leads series:** 2-0  
**At Iowa City:** 2-0  
**Current Streak:** Iowa -- 2  
**Largest Iowa win:** 59-0, 1947  
**Highest scoring game:** UI, 59-0, 1947  
**Lowest scoring game:** UI, 39-0, 1946

**Squad Information**

**Offensive Formation:** Pro Style  
**Defensive Formation:** 4-3  
**2015 Record:** 13-2  
**Conference Record (Finish):** 7-1 (T-1st)  
**2015 Postseason:** Jacksonville State (W, 37-10) in NCAA Division I FCS Championship Game  
**Lettermen Returning/Lost:** 48/15  
**Starters Returning/Lost:** 14/8

**Rutgers University**

Sept. 24 - High Point Solutions Stadium  
New Brunswick, New Jersey

**School Facts**

**Location:** New Brunswick, New Jersey

**Enrollment:** 65,000

**Nickname:** Scarlet Knights

**Color:** Scarlet

**Conference (Division):** Big Ten (East)

**President:** Robert L. Barchi

**Director of Athletics:** Patrick Hobbs

**Stadium:** High Point Solutions Stadium

**Capacity:** 52,454

**Playing Surface:** FieldTurf

**Coaches Information**

**Head Coach:** Chris Ash

**Alma Mater (Year):** Drake University (1996)

**School Record (Years):** 1st Year

**Career Record (Years):** 1st Year

**Coaching Staff (Assignments):**

Drew Mehringer (Offensive Coordinator/  
Quarterbacks))

Jay Niemann (Defensive Coordinator/  
Linebackers)

Vince Okruch (Special Teams Coord/Tight Ends)

A.J. Blazek (Offensive Line)

Shane Burnham (Defensive Line)

Bill Busch (Defensive Backs)

Aaron Henry (Assistant Defensive Backs)

Zak Kuhr (Running Backs)

Jafar Williams (Wide Receivers)

Kenny Parker (Strength & Conditioning)

**Media Relations**

**Football Contact:** Hasim Phillips

**E-Mail:** hphillips@scarletknights.com

**Office Phone:** (732) 445-6069

**Website:** scarletknights.com

**SID Mailing Address:** 1 Scarlet Knight Way,  
Piscataway, NJ 08854

**Radio Network:** Rutgers IMG Sports Network

**Play-By-Play Announcer (Phone):**

Chris Carlin (201) 759-7286

**Color Analyst (Phone):**

Ray Lucas (917) 715-9542

**Series History**

First Meeting

**Squad Information**

**Offensive Formation:** Spread

**Defensive Formation:** 4-3

**2015 Record:** 4-8

**Conference Record (Division Finish):**

1-7 (T-6th)

**Lettermen Returning/Lost:** 50/18

**Starters Returning/Lost:** 14/10

**Northwestern University**

Oct. 1 - Kinnick Stadium  
Iowa City, Iowa - Homecoming (11 a.m.)

**School Facts**

**Location:** Evanston, Illinois

**Enrollment:** 8,688

**Nickname:** Wildcats

**Color:** Purple

**Conference (Division):** Big Ten (West)

**President:** Morton O. Schapiro

**Vice President for Athletics & Recreation:**

Jim Phillips

**Stadium:** Ryan Field

**Capacity:** 47,130

**Playing Surface:** Natural Grass

**Coaches Information**

**Head Coach:** Pat Fitzgerald

**Alma Mater (Year):** Northwestern (1997)

**School Record (Years):** 70-56 (11th)

**Career Record (Years):** 70-56 (11th)

**Coaching Staff (Assignments):**

Jerry Brown (Asst. Head Coach/Defensive Backs)

Mick McCall (Offensive Coord./Quarterbacks)

Mike Hankwitz (Defensive Coordinator)

Randy Bates (Linebackers)

Adam Cushing (Offensive Line)

Bob Heffner (Superbacks)

Marty Long (Defensive Line)

Matt MacPherson (Running Backs/Recruiting  
Coordinator)

Dennis Springer (Wide Receivers)

Jay Hooten (Director of Sports Performance-FB)

**Athletic Communications**

**Football Contact:** Paul Kennedy

**E-Mail:** pkennedy@northwestern.edu

**Office Phone:** (847) 467-2028

**Website:** NUsports.com

**SID Mailing Address:** 1501 Central Street,  
Evanston, IL 60208

**Radio Network:** WGN Radio AM-720

**Play-By-Play Announcer (Phone):**

Dave Eanet (312) 222-2141

**Color Analyst (Phone):**

Ted Albrecht (847) 446-8700

**Series History**

**Iowa leads series,** 50-24-3

**At Iowa City:** 26-9

**At Evanston:** 24-15-3

**Current Streak:** Iowa -- 3

**Largest Iowa win:** 78-6, 1913

**Largest Northwestern win:** 44-6, 1932

**Highest scoring game:** UI, 68-34 in 1968

**Lowest scoring game:** Tie, 0-0 in 1935

**Squad Information**

**Offensive Formation:** Spread

**Defensive Formation:** Multiple 4-3

**2015 Record:** 10-3

**Conference Record (Division Finish):**

6-2 (T-2nd)

**2015 Postseason:** #23 Tennessee (L, 6-45) in  
Outback Bowl

**Lettermen Returning/Lost:** 57/23

**Starters Returning/Lost:** 15/9

**University of Minnesota**

Oct. 8 - TCF Bank Stadium  
Minneapolis, Minnesota

**School Facts**

**Location:** Minneapolis, Minnesota

**Enrollment:** 50,678

**Nickname:** Golden Gophers

**Colors:** Maroon & Gold

**Conference (Division):** Big Ten (West)

**President:** Eric Kaler

**Director of Athletics:** Mark Coyle

**Stadium:** TCF Bank Stadium

**Capacity:** 50,805

**Playing Surface:** FieldTurf

**Coaches Information**

**Head Coach:** Tracy Claeys

**Alma Mater (Year):** Kansas State (1994)

**School Record (Years):** 2-4 (2nd)

**Career Record (Years):** 2-4 (2nd)

**Coaching Staff (Assignments):**

Jay Johnson (Offensive Coordinator/  
Quarterbacks)

Jay Sawvel (Defensive Coordinator/Def. Backs)

Dan O'Brien (Asst. Defensive Backs/Co-Special  
Teams Coord./Asst. to the Head Coach)

Pat Poore (RBs/Co-Special Teams Coord.)

Brian Anderson (Wide Receivers)

Bart Miller (Offensive Line)

Jeff Phelps (Defensive Line)

Rob Reeves (H-Backs/Tight Ends)

Mike Sherels (Linebackers)

Eric Klein (Strength & Conditioning)

**Athletic Communications**

**Football Contact:** Paul Rovnak

**E-Mail:** psrovnak@umn.edu

**Office Phone:** (612) 625-9379

**Website:** gophersports.com

**SID Mailing Address:** Athletic Communications,  
244 BFAB, 516 15th Ave. SE, Minneapolis, MN  
55455

**Radio Network:** Gopher Sports Properties

(KFAN 100.3 FM / KTCN 1130 AM)

**Play-By-Play Announcer (Phone):**

Mike Grimm (952) 693-6224

**Color Analyst (Phone):**

Darrell Thompson (612) 616-8261

**Series History**

**Iowa trails series:** 45-62-2

**At Iowa City:** 29-23-1

**At Minneapolis:** 16-39-1

**Current Streak:** Iowa -- 1

**Largest Iowa win:** 55-0, 2008

**Largest Minnesota win:** 75-0, 1903

**Highest scoring game:** UI, 49-42 in 1994

**Lowest scoring game:** UI, 6-0 in 1918

**Squad Information**

**Offensive Formation:** Multiple

**Defensive Formation:** 4-3

**2015 Record:** 6-7

**Conference Record (Division Finish):**

2-6 (T-5th)

**2015 Postseason:** Central Michigan (W, 21-14)  
in Quick Lane Bowl

**Lettermen Returning/Lost:** 44/30

**Starters Returning/Lost:** 13/11

**Purdue University**

Oct. 15 - Ross-Ade Stadium  
 West Lafayette, Indiana (11 a.m. CT)

**School Facts**

**Location:** West Lafayette, Indiana  
**Enrollment:** 38,788  
**Nickname:** Boilermakers  
**Colors:** Old Gold & Black  
**Conference (Division):** Big Ten (West)  
**President:** Mitchell E. Daniels, Jr.  
**Director of Athletics:** Morgan Burke  
**Stadium:** Ross-Ade Stadium  
**Capacity:** 62,500  
**Playing Surface:** Bermuda Grass

**Coaches Information**

**Head Coach:** Darrell Hazell  
**Alma Mater (Year):** Muskingham College (1986)  
**School Record (Years):** 6-30 (4th)  
**Career Record (Years):** 22-40 (6th)  
**Coaching Staff (Assignments):**  
 Ross Els (Defensive Coordinator/Safeties)  
 Terry Malone (Offensive Coord./Tight Ends)  
 Marcus Freeman (Co-Defensive Coordinator/  
 Linebackers)  
 Darrell Funk (Offensive Line)  
 Taver Johnson (Defensive Backs)  
 Tim Lester (Quarterbacks)  
 Randy Melvin (Defensive Line)  
 Terry Malone (Tight Ends)  
 Gerad Parker (Wide Receivers/Recruiting Coord.)  
 DeAndre Smith (Running Backs)

**Athletic Communications**

**Football Contact:** Matt Rector  
**E-Mail:** rector@purdue.edu  
**Office Phone:** (765) 494-3202  
**Website:** purduesports.com  
**SID Mailing Address:** Mackey Arena, Room  
 2235, 900 John R. Wooden Drive, West  
 Lafayette, IN 47907  
**Radio Network:** Purdue Sports Network  
**Play-By-Play Announcer (Phone):**  
 Tim Newton (765) 427-5494  
**Color Analyst (Phone):**  
 Pete Quinn (317) 777-8013

**Series History**

**Iowa trails series:** 37-46-3  
**At Iowa City:** 21-19-2  
**At West Lafayette:** 16-27-1  
**Current Streak:** Iowa -- 3  
**Largest Iowa win:** 56-0, 1922  
**Largest Purdue win:** 58-13, 1980  
**Highest scoring game:** PU, 58-13 in 1980;  
 PU, 48-23 in 1973  
**Lowest scoring game:** Tie, 0-0 in 1938

**Squad Information**

**Offensive Formation:** Multiple  
**Defensive Formation:** Multiple  
**2015 Record:** 2-10  
**Conference Record (Division Finish):** 1-7 (7th)  
**Lettermen Returning/Lost:** 47/22  
**Starters Returning/Lost:** 21/7

**University of Wisconsin**

Oct. 22 - Kinnick Stadium  
 Iowa City, Iowa

**School Facts**

**Location:** Madison, Wisconsin  
**Enrollment:** 43,193  
**Nickname:** Badgers  
**Colors:** Cardinal & White  
**Conference (Division):** Big Ten (West)  
**Chancellor:** Rebecca M. Blank  
**Director of Athletics:** Barry Alvarez  
**Stadium:** Camp Randall Stadium  
**Capacity:** 80,321  
**Playing Surface:** FieldTurf

**Coaches Information**

**Head Coach:** Paul Chryst  
**Alma Mater (Year):** Wisconsin (1988)  
**School Record (Years):** 10-3 (2nd)  
**Career Record (Years):** 29-22 (5th)  
**Coaching Staff (Assignments):**  
 Joe Rudolph (Associate Head Coach/Offensive  
 Coordinator/Offensive Line)  
 Justin Wilcox (Defensive Coordinator/  
 Inside Linebackers)  
 Inoke Breckterfield (Defensive Line)  
 Ted Gilmore (Wide Receivers)  
 Chris Haering (Special Teams)  
 Jim Leonhard (Defensive Backs)  
 John Settle (Running Backs)  
 Tim Tibesar (Outside Linebackers)  
 Mickey Turner (Tight Ends)  
 Ross Kolodziej (Head Strength & Conditioning)

**Athletic Communications**

**Football Contact:** Brian Lucas  
**E-Mail:** bml@athletics.wisc.edu  
**Office Phone:** (608) 263-5052  
**Website:** uwbadgers.com  
**SID Mailing Address:** 1440 Monroe St.,  
 Madison, WI 53711  
**Radio Network:** Badger Sports Network  
**Play-By-Play Announcer (Phone):**  
 Matt Lepay (608) 345-4068  
**Color Analyst (Phone):**  
 Mike Lucas (608) 212-4224

**Series History**

**Iowa trails series:** 43-44-2  
**At Iowa City:** 24-18-1  
**At Madison:** 19-26-1  
**Current Streak:** Iowa -- 1  
**Largest Iowa win:** 41-0, 1968  
**Largest Wisconsin win:** 44-0, 1894  
**Highest scoring game:** UI, 45-28 in 1975  
**Lowest scoring game:** UI, 6-0 in 1942;  
 UW, 6-0 in 1925

**Squad Information**

**Offensive Formation:** Multiple  
**Defensive Formation:** 3-4  
**2015 Record:** 10-3  
**Conference Record (Division Finish):** 6-2 (2nd)  
**2015 Postseason:** USC (W, 23-21) in Holiday  
 Bowl  
**Lettermen Returning/Lost:** 51/21  
**Starters Returning/Lost:** 12/10

**Penn State University**

Nov. 5 - Beaver Stadium  
 University Park, Pennsylvania (6:30 p.m. CT)

**School Facts**

**Location:** University Park, Pennsylvania  
**Enrollment:** 40,742  
**Nickname:** Nittany Lions  
**Colors:** Blue & White  
**Conference (Division):** Big Ten (East)  
**President:** Dr. Eric Barron  
**Director of Athletics:** Sandy Barbour  
**Stadium:** Beaver Stadium  
**Capacity:** 106,572  
**Playing Surface:** Natural Grass

**Coaches Information**

**Head Coach:** James Franklin  
**Alma Mater (Year):** East Stroudsburg (1995)  
**School Record (Years):** 14-12 (3rd)  
**Career Record (Years):** 38-27 (6th)  
**Coaching Staff (Assignments):**  
 Brent Pry (Associate Head Coach/Defensive  
 Coordinator/Linebackers)  
 Joe Moorhead (Offensive Coord./Quarterbacks)  
 Charles Huff (Special Teams Coordinator/  
 Running Backs)  
 Tim Banks (Co-Defensive Coord./Safeties)  
 Josh Gattis (Offensive Recruiting Coord./Asst.  
 Special Teams Coord./Wide Receivers)  
 Matt Limegrover (Offensive Line)  
 Ricky Rahne (Passing Game Coord./Tight Ends)  
 Terry M. Smith (Asst. Head Coach/Defensive  
 Recruiting Coordinator/Cornerbacks)  
 Sean Spencer (Run Game Coordinator/  
 Defensive Line)

**Athletic Communications**

**Football Contact:** Kris Petersen  
**E-Mail:** kap18@psu.edu  
**Office Phone:** (814) 865-2497  
**Website:** GoPSUsports.com  
**SID Mailing Address:** 101-D Bryce Jordan  
 Center, University Park, PA 16802  
**Play-By-Play Announcer (Phone):**  
 Steve Jones (814) 574-3648  
**Color Analyst:** Jack Ham

**Series History**

**Iowa trials series:** 12-13-0  
**At Iowa City:** 5-8  
**At University Park:** 7-5  
**Current Streak:** Penn State -- 2  
**Largest Iowa win:** 24-3, 2010  
**Largest Penn State win:** 61-21, 1994  
**Highest scoring game:** PSU, 61-21 in 1994  
**Lowest scoring game:** UI, 6-4 in 2004

**Squad Information**

**Offensive Formation:** Multiple  
**Defensive Formation:** Multiple  
**2015 Record:** 7-6  
**Conference Record (Division Finish):** 4-4 (4th)  
**2015 Postseason:** Georgia (L, 17-24)  
 in TaxSlayer Bowl  
**Lettermen Returning/Lost:** 40/19  
**Starters Returning/Lost:** 16/10



## University of Michigan

Nov. 12- Kinnick Stadium  
Iowa City, Iowa - Family Weekend (7 p.m.)

### School Facts

**Location:** Ann Arbor, Michigan  
**Enrollment:** 43,625  
**Nickname:** Wolverines  
**Colors:** Maize & Blue  
**Conference (Division):** Big Ten (East)  
**President:** Mark S. Schlissel  
**Director of Athletics:** Warde Manuel  
**Stadium:** Michigan Stadium  
**Capacity:** 107,601  
**Playing Surface:** FieldTurf

### Coaches Information

**Head Coach:** Jim Harbaugh  
**Alma Mater (Year):** Michigan (1986)  
**School Record (Years):** 10-3 (2nd)  
**Career Record (Years):** 68-30 (9th)  
**Coaching Staff (Assignments):**  
Don Brown (Defensive Coordinator)  
Tim Drevno (Offensive Coord./Offensive Line)  
Jeff Fisch (Passing Game Coord./Quarterbacks/  
Wide Receivers)  
Jay Harbaugh (Tight Ends/Special Teams)  
Greg Mattison (Defensive Line)  
Chris Partridge (Linebackers/Special Teams)  
Brian Smith (Secondary)  
Tyrone Wheatley (Running Backs)  
Mike Zordich (Secondary)  
Kevin Tolbert (Director of Strength &  
Conditioning)

### Athletic Communications

**Football Contact:** David Ablauf  
**E-Mail:** dablauf@umich.edu  
**Football Contact:** Chad Shepard  
**E-Mail:** shepchad@umich.edu  
**Office Phone:** (734) 764-6456  
**Website:** MGoBlue.com  
**SID Mailing Address:** Weidenbach Hall, First  
Floor, 1000 South State Street, Ann Arbor,  
MI 48109-2201  
**Radio Network:** IMG Michigan Sports Radio  
Network (WWJ Flagship)  
**Play-By-Play Announcer (E-mail):**  
Jim Brandstatter (jpb76@att.net)  
**Color Analyst (E-mail):**  
Dan Dierdorf (dld7272@gmail.com)

### Series History

**Iowa trails series:** 14-41-4  
**At Iowa City:** 7-16-1  
**At Ann Arbor:** 7-25-3  
**Current Streak:** Michigan -- 1  
**Largest Iowa win:** 26-0, 1984  
**Largest Michigan win:** 107-0, 1902  
**Highest scoring game:** UM, 107-0 in 1902  
**Lowest scoring game:** Tie, 0-0 in 1929

### Squad Information

**Offensive Formation:** Pro Style  
**Defensive Formation:** 4-3  
**2015 Record:** 10-3  
**Conference Record (Division Finish):** 6-2 (3rd)  
**2015 Postseason:** #19 Florida (W, 41-7) in  
Buffalo Wild Wings Citrus Bowl  
**Lettermen Returning/Lost:** 52/18  
**Starters Returning/Lost:** 14/8

## University of Illinois

Nov. 19 - Memorial Stadium  
Champaign, Illinois

### School Facts

**Location:** Urbana-Champaign, Illinois  
**Enrollment:** 44,942  
**Nickname:** Fighting Illini  
**Colors:** Orange & Blue  
**Conference (Division):** Big Ten (West)  
**President:** Timothy Killeen  
**Director of Athletics:** Josh Whitman  
**Stadium:** Memorial Stadium  
**Capacity:** 60,670  
**Playing Surface:** FieldTurf

### Coaches Information

**Head Coach:** Lovie Smith  
**Alma Mater (Year):** Tulsa (1980)  
**School Record (Years):** 1st Year  
**Career Record (Years):**  
**Coaching Staff (Assignments):**  
Garrick McGee (Offensive Coord./Quarterbacks)  
Hardy Nickerson (Defensive Coordinator)  
Mike Phair (Run Game Coord./Defensive Line)  
Bob Ligashesky (Special Teams Coordinator/  
Tight Ends)  
Luke Butkus (Offensive Line)  
Andrew Hayes-Stoker (Wide Receivers)  
Tim McGarigle (Linebackers)  
Thad Ward (Running Backs)  
Paul Williams (Secondary)  
Joey Boese (Head Football Strength &  
Conditioning Coach)

### Athletic Communications

**Football Contacts:** Kent Brown & Derek Neal  
**E-Mails:** kwbrown3@illinois.edu,  
drneal@illinois.edu  
**Office Phone:** (217) 333-1391  
**Website:** FightingIllini.com  
**SID Mailing Address:** 1700 S Fourth St.,  
Champaign, IL 61820  
**Radio Network:** Fighting Illini Sports Network  
**Play-By-Play Announcer (Phone):**  
Brian Barnhart (217) 840-9915  
**Color Analyst (Phone):**  
Martin O'Donnell (217) 649-1811

### Series History

**Iowa trails series:** 31-38-2  
**At Iowa City:** 17-18-2  
**At Champaign:** 13-20  
**Neutral:** 1-0  
**Current Streak:** Iowa -- 2  
**Largest Iowa win:** 59-0, 1985  
**Largest Illinois win:** 80-0, 1902  
**Highest scoring game:** UI, 54-28, 1990  
**Lowest scoring game:** Tie, 0-0, 1936

### Squad Information

**Offensive Formation:** Pro-Style/Multiple  
**Defensive Formation:** 4-3  
**2015 Record:** 5-7  
**Conference Record (Division Finish):**  
2-6 (T-5th)  
**Lettermen Returning/Lost:** 38/28  
**Starters Returning/Lost:** 12/24

## University of Nebraska

Nov. 25 - Kinnick Stadium  
Iowa City, Iowa - Hy-Vee Heroes Game

### School Facts

**Location:** Lincoln, Nebraska  
**Enrollment:** 25,260  
**Nickname:** Cornhuskers  
**Colors:** Scarlet & Cream  
**Conference (Division):** Big Ten (West)  
**President:** Hank Bounds  
**Director of Athletics:** Shawn Eichorst  
**Stadium:** Memorial Stadium/Tom Osborne Field  
**Capacity:** 86,047  
**Playing Surface:** FieldTurf

### Coaches Information

**Head Coach:** Mike Riley  
**Alma Mater (Year):** Alabama (1975)  
**School Record (Years):** 6-7 (2nd)  
**Career Record (Years):** 99-87 (16th)  
**Coaching Staff (Assignments):**  
Mark Banker (Defensive Coordinator/Safeties)  
Danny Langsdorf (Offensive Coordinator/  
Quarterbacks)  
Bruce Read (Special Teams Coordinator)  
Trent Bray (Linebackers)  
Mike Cavanaugh (Offensive Line)  
Reggie Davis (Running Backs)  
John Parrella (Defensive Line)  
Brian Stewart (Defensive Backs)  
Keith Williams (Wide Receivers)  
Mark Philipp (Head Football Strength Coach)

### Athletic Communications

**Football Contact:** Keith Mann  
**E-Mail:** kmann@huskers.com  
**Office Phone:** (402) 472-2263  
**Website:** huskers.com  
**SID Mailing Address:** Athletic Media Relations,  
One Memorial Stadium, P.O. Box 880123,  
Lincoln, NE 68588-0123  
**Radio Network:** IMG/Husker Sports Network  
**Play-By-Play Announcer (Phone):**  
Greg Sharpe (402) 742-8628  
**Color Analyst (Phone):**  
Matt Davison (402) 742-8600

### Series History

**Iowa trails series:** 14-29-3  
**At Iowa City:** 6-10  
**At Lincoln:** 4-15-1  
**Neutral:** 4-4-2  
**Current Streak:** Iowa -- 1  
**Largest Iowa win:** 30-0, 1899  
**Largest Nebraska win:** 57-0, 1980  
**Highest scoring game:** UN, 51-7 in 1915  
**Lowest scoring game:** Tie, 0-0 in 1896

### Squad Information

**Offensive Formation:** Multiple  
**Defensive Formation:** 4-3  
**2015 Record:** 6-7  
**Conference Record (Division Finish):** 3-5 (4th)  
**2015 Postseason:** UCLA (W, 37-29) in Foster  
Farms Bowl  
**Lettermen Returning/Lost:** 48/26  
**Starters Returning/Lost:** 17/10

**1889** - Played first intercollegiate game.

**1899** - Admitted to Western Conference of Big Ten on Dec. 1. First undefeated season (8-0-1) was recorded under Coach Alden Knipe. Hawkeyes posted shutouts in every game except 5-5 tie with Chicago.

**1900** - Second consecutive undefeated season highlighted by five shutouts to open the year. A 5-5 tie at Northwestern was only blemish.

**1901** - Loss to Minnesota ended string of 23 games in a row without defeat.

**1919** - Lester Belding became Iowa's first consensus All-American.

**1921** - First unbeaten and untied team (7-0) won an outright Big Ten title under direction of Coach Howard Jones. Aubrey Devine was the consensus All-American quarterback. Recognized as national champions by at least one researcher (Parke Davis).

**1922** - Another perfect season (7-0) included outright conference championship and selection of consensus All-American FB Gordon Locke.

**1923** - Loss to Illinois ended string of 20 straight victories.

**1939** - Dr. Eddie Anderson coached the legendary Ironmen team to 6-1-1 mark. Halfback Nile Kinnick was recipient of the Heisman, Maxwell and Walter Camp Trophies.

**1955** - Guard Calvin Jones received the Outland Award and was consensus All-American for the second year in a row.

**1956** - Won the Big Ten race and appeared in first Rose Bowl for Coach Forest Evashevski. Finished 9-1 in all games and beat Oregon State at Pasadena. Recognized as national champions by the College Football Researchers Association.

**1957** - Consensus All-American tackle Alex Karras received the Outland Award.

**1958** - Big Ten champions again and defeated California in the Rose Bowl. Recognized as national champions by the Football Writers Association and earned Grantland Rice Trophy by Look Magazine. Led the nation in total offense. Consensus All-American Randy Duncan was named the Helms Foundation Player of the Year and received Walter Camp Trophy.

**1960** - Shared Big Ten title with Minnesota and compiled 8-1 record. Recognized as national champions by three different researchers (Berryman, Boand, Litkenhous), and Sagarin.

**1963** - Notre Dame game was cancelled following the assassination of President Kennedy.

**1964** - Some 28 Iowa and Big Ten offensive records were broken despite 3-6 season.

**1968** - Set Big Ten scoring and total offense marks. Ed Podolak rushed for an Iowa-record 286 yards (17 attempts) against Northwestern.

**1972** - Iowa Stadium was renamed Kinnick Stadium in honor of Iowa's Heisman Trophy winner of 1939. AstroTurf was installed.

**1981** - Coach Hayden Fry's third season produced a Big Ten co-championship and Rose Bowl berth, earning Iowa's first winning season in 19 years. DE Andre Tippett and P Reggie Roby were consensus All-Americans.

**1982** - Fourth straight first division Big Ten finish and a 28-22 Peach Bowl win over Tennessee.

**1983** - Offense breaks 35 school records on way to 9-3 mark and third straight bowl trip (Gator) under Coach Hayden Fry.

**1984** - Played in a postseason bowl game for the fourth straight year, defeating Texas 55-17 in the inaugural Freedom Bowl. Shut out Michigan for the first time since 1929 and won first game in 28 years at Purdue.

**1985** - Won a school-record 10 games enroute to the Big Ten championship and played in the Rose Bowl (vs. UCLA) for the second time in five seasons. Spent five weeks ranked No. 1 in the nation. QB Chuck Long (winner of the Maxwell Trophy and Davey O'Brien Quarterback Award) and Larry Station were consensus All-Americans.

**1986** - Champion of the ninth annual Holiday Bowl with a 39-38 triumph over San Diego State. A 9-3 overall mark helped Hayden Fry's Hawkeyes win at least eight games for the sixth consecutive season.

**1987** - Ten victories tied the school record and included Holiday Bowl triumph over Wyoming (20-19). Six-game winning streak to end the year earned Iowa its fifth consecutive Top 20 finish.

**1988** - Iowa played North Carolina State in the Peach Bowl, the school's eighth straight postseason appearance. A 6-4-3 season set an Iowa record for ties. TE Marv Cook was a consensus All-American.

**1989** - A natural grass playing surface (PAT) was installed in Kinnick Stadium.

**1990** - The capacity of Kinnick Stadium was expanded to 70,220. Iowa earned its third Big Ten title and Rose Bowl berth under Hayden Fry, posting an 8-4 overall record. Iowa's "Road Warriors" earned the trip to Pasadena by defeating Michigan State, Michigan and Illinois, all on the road. Hawkeyes ended season ranked 18th nationally. RB Nick Bell was named Big Ten MVP.

**1991** - Iowa tied the school record of 10 wins, posting a 10-1-1 record. The only loss came at the hands of Big Ten champion Michigan as the Hawkeyes were 7-1 in league play. The Hawkeyes made their third appearance in the Holiday Bowl, which ended in a 13-13 tie with BYU. DE Leroy Smith earned consensus All-America status and was named Big Ten Defensive Player of the Year. Iowa ended the season ranked 10th nationally by both the AP and CNN/USA Today.

**1992** - Iowa appeared in its second Kickoff Classic and hosted No. 1 Miami (FL) in first night game ever played in Kinnick Stadium. Iowa's fifth place Big Ten finish was the 13th first-division finish for Iowa in 14 seasons under Hayden Fry.

**1993** - Iowa closed the regular season with four straight wins to earn an invitation to the inaugural Alamo Bowl in San Antonio, Texas. Iowa lost to California (37-3) in the bowl game and ended the season with a 6-6 record. Iowa's 21-3 win over Minnesota in the season finale not only assured the bowl invitation, but was also win No. 200 in the coaching career of Hayden Fry.

**1994** - Iowa again closed the season fast, earning three wins and a tie in the last four games to post a 5-5-1 mark. The Hawkeyes fought back from injuries at the quarterback position to score 98 points in the final two games, wins over Northwestern and Minnesota. Five Iowa quarterbacks were injured during the year.

**1995** - Following the trend of the past few seasons, Iowa closed fast, winning its final two games of the regular season to earn an invitation to the Sun Bowl. Iowa ended the year in fine fashion, racing past Pac-10 co-champion Washington 38-18 in the Sun Bowl and ending the year with an 8-4 record, including a 4-4 Big Ten mark. Iowa was ranked in the top 25 in the final polls by the *Associated Press*, *UPI* and *CNN/USA Today*.

**1996** - Iowa posted a 9-3 record, including a 27-0 win over Texas Tech in the Builder's Square Alamo Bowl. The Hawkeyes posted a 6-2 Big Ten record, earning a tie for third place with Penn State. Iowa ended the season ranked 18th in the nation in both the AP poll and the *CNN/USA Today* coaches poll. PR Tim Dwight and DT Jared DeVries earned All-America honors and RB Sedrick Shaw rushed for over 1,000 yards for the third consecutive season.

**1997** - If ever the Hawkeyes had a season that could have been, 1997 would be the year. Iowa posted a 7-5 overall record (4-4 in the Big Ten) and participated in the Norwest Sun Bowl, earning its third straight bowl invitation. But narrow road losses at national champion Michigan (28-24), Wisconsin (13-10) and Northwestern (15-14) put a damper on what could have been a great season. RB Tavian Banks, WR Tim Dwight and DT Jared DeVries earned All-America honors and Dwight led the nation in punt returns.

**1998** - On Nov. 25, 1998, Hayden Fry announced his retirement as head coach after a successful 20-year career with the Hawkeyes. Fry had a record of 143-89-6 at Iowa and a 232-178-10 mark over his 37 seasons as a college head football coach.

Iowa struggled to a 3-8 record on the field, with five of the eight losses coming to teams ranked in the final top 25. Three Hawkeye losses came at the hands of teams ranked in the top six in the country.

Iowa was led on offense by three freshmen, as QB Kyle McCann led the team in passing, RB Ladell Betts led the team in rushing and WR Kahlil Hill led the team in receiving. Senior DT Jared DeVries earned consensus All-America honors.

**1999** - Kirk Ferentz began a new coaching era as Iowa finished the season with a 1-10 record while facing what was regarded as the fourth strongest schedule in the nation. Three of Iowa's losses went down to the final play of the game, with the Hawkeyes allowing a score at Northwestern and failing to score from inside the 10-yardline in home losses to Indiana and Minnesota.

**2000** - Iowa opened the season in the Eddie Robinson Classic against Kansas State on Aug. 26, marking the earliest date ever for an Iowa football game. The Hawkeyes, facing the sixth-strongest schedule in the nation, posted a 3-9 overall record. The Hawkeyes won their first overtime game ever, 26-23 at Penn State, in double overtime. A late season 27-17 win over Northwestern forced the Wildcats to share the Big Ten title. Iowa finished strong, winning two of final three games to set the table for the success of 2001 and 2002.

**2001** - Iowa opened the season with three straight wins and ended the season winning three of its final four games, including a 19-16 victory over Texas Tech in the Alamo Bowl. The Hawkeyes posted an overall 7-5 record and tied for fourth in the Big Ten with a 4-4 mark. All five of Iowa's setbacks came by less than 10 points. Iowa led the Big Ten in scoring (32.6) as Coach Kirk Ferentz led Iowa to a bowl win in just his third season.

**2002** - Iowa posted a perfect 8-0 record in Big Ten play to earn a share of the conference title with Ohio State. After a 3-1 start in non-conference play, the Hawkeyes began league play with a 42-35 overtime win at Penn State and went on to earn the league title in Coach Kirk Ferentz' fourth year. Iowa posted a final mark of 11-2 after a loss to Southern California in the 2003 Orange Bowl in Miami. Iowa earned its first-ever Bowl Championship Series invitation.

Ferentz earned Big Ten and national Coach of the Year honors, while 11 Hawkeyes were named first team all-Big Ten. QB Brad Banks placed second in the voting for the Heisman Trophy and was the Big Ten Conference MVP. Banks was also the Associated Press Player of the Year and earned the Davey O'Brien Award as the top quarterback in the nation. OL Eric Steinbach was the Big Ten Lineman of the year, while TE Dallas Clark earned the John Mackey Award and PK Nate Kaeding earned the Lou Groza award.

Iowa averaged over 37 points a game in leading the Big Ten in scoring for the second straight season, while the Hawkeye defense ranked fifth in the nation against the run.

**2003** - For the first time in school history, Iowa won 10 or more games in consecutive seasons after posting a 10-3 mark in 2003, putting an exclamation mark on the season with a 37-17 win over Florida in the 2004 Outback Bowl.

Iowa's 21 wins over the past two seasons are the most ever for Iowa football in a two-year period. The Hawkeyes finished the season ranked eighth in the final polls, the first back-to-back top 10 finishes for Iowa football since the 1950's. Coupled with the 2003 Orange Bowl, Iowa also has played in January bowl games in consecutive seasons for the first time in the history of the program.

The Hawkeyes opened the season with four straight wins in non-conference play. After a loss at Michigan State, Iowa returned home for a 30-27 win over Michigan, handing the Wolverines their only loss in Big Ten play. After a loss at Purdue in early November, Iowa closed the regular season with wins over Minnesota and Wisconsin. The bowl win over Florida gave the Hawkeyes three straight wins over ranked opponents.

Offensive tackle Robert Gallery was named a consensus All-American and became Iowa's third Outland Trophy winner as the nation's top interior lineman. PK Nate Kaeding was also a first team All-American for the second straight season, becoming Iowa's all-time scoring leader while setting 14 school records during his career.

**2004** - Winning its last eight games of the season, Iowa posted a 10-2 record, sharing the Big Ten Conference title for the second time in three seasons. The Hawkeyes defeated Wisconsin in Kinnick Stadium on the final day of the regular season to earn the title share with Michigan.

Playing in its third straight January bowl game, Iowa scored a thrilling 30-25 win over defending national champion LSU in the 2005 Capital One Bowl. The Hawkeyes scored the winning touchdown on a 56-yard pass from QB Drew Tate to senior WR Warren Holloway on the final play of the game.

Iowa started the season with a 2-2 mark before making its championship run. The win over Wisconsin increased Iowa's winning streak to 18 straight home games and 13 straight conference games, both school records.

Tate, DE Matt Roth, LB Chad Greenway and LB Abdul Hodge were named first team All-Big Ten, while Coach Kirk Ferentz was named Big Ten Conference Coach of the Year for the second time in three seasons.

**2005** - Iowa finished the 2005 season with a 7-5 record and in a third place tie in the Big Ten standings. A pair of heartbreaking, last minute losses to Michigan and Northwestern is all that separated Iowa from at least a piece of its third league title in four years. The Hawkeyes' success earned them their second Outback Bowl appearance in three years.

Despite a year of triumphs and disappointments, Iowa finished the year as one of only four teams in the nation to have played in January bowl games the last four years.

LB Chad Greenway, DB Jovon Johnson and DE Kenny Iwebema were named All-Big Ten first team, while LB Abdul Hodge, RB Albert Young and PK Kyle Schlicher earned second team accolades.



**2006** - Iowa started the season winning five of its first six games and becoming a fixture in the nation's top 20. The second half of the season was just the opposite as injuries took their toll and the Hawkeyes dropped five of their final six regular season contests.

But, Iowa did well enough to get invited to its sixth straight bowl game and came excruciatingly close to an upset of the defending national champion Texas Longhorns in the Alamo Bowl, before succumbing (26-24). The game was played before the biggest sports crowd ever to witness a sporting event in the Alamodome.

OL Mike Jones was named to the coaches first All-Big Ten team. OL Marshal Yanda, LB Mike Klinkenborg, TE Scott Chandler and DB Marcus Paschal were second team choices.

Iowa was the only team in the country to have three players (OL Mike Elgin, DB Adam Shada and LB Mike Klinkenborg) represented on the first academic All-America team.

**2007** - Iowa finished the season with a 6-6 overall record. Iowa finished tied for fifth in the Big Ten with a 4-4 mark. After starting the season with a 2-4 record, Iowa won four of its last six and just missed being selected for a bowl game. The Hawkeyes were bowl eligible for the seventh straight season and finished in the Big Ten's upper division for the sixth time in seven years. Iowa broke the school record for fewest turnovers in a season (13).

DT Mitch King earned first team All-Big Ten accolades by the coaches and second team honors by the media. CB Charles Godfrey was recognized on the second team by the coaches and was an honorable mention honoree by the media.

Iowa's offense isn't making any excuses, but... at least 11 players who appeared on the spring, or early fall, two-deep are either off the roster or were injured for a significant amount of time. The Iowa offense could have looked much different with some of the following names on the two-deep: WR Andy Brodell, OL Dace Richardson, OL Rob Bruggeman, OL Bryan Bulaga, OL Alex Kanellis, TE Tony Moeaki, WR Colin Sandeman, WR Dominique Douglas, WR Anthony Bowman, WR Trey Stross and RB Shonn Greene.

**2008** - Led by a great group of 15 seniors, Iowa won five of its last six games and earned a spot in the prestigious Jan. 1 Outback Bowl against South Carolina, winning 31-10.

The 2008 Hawkeyes finished the season with a 9-4 record and were ranked 20th in both final major polls. The Outback Bowl champions became the fourth Iowa team in the last seven years to win at least nine games. The Hawkeyes also played in a January bowl game for the fifth time in seven years.

Along the way, running back Shonn Greene broke seven school records and three school individual bowl records en route to becoming a consensus All-American and won the Doak Walker Award as the nation's top running back. Greene also was named the Big Ten's Most Valuable Player. On the defensive side, Mitch King also earned All-America honors and was named Big Ten Defensive Lineman of the Year.

The Hawkeyes tied for fourth (5-3 league record) and wound up as the league's only winner in the bowl season. Iowa's four losses came by a combined 12 points.

Iowa ranked in the top 20, nationally, in six statistical categories (5th - Pass efficiency defense, scoring defense and fewest penalty yards; 9th - rushing defense; 12th - total defense; 19th - red zone defense).

**2009** - The 2009 Hawkeyes will be remembered as one of the most entertaining, talented and successful teams in Hawkeye history. The 11 wins equal (2002) the program record for victories in a season. The regular season win total of 10 was achieved for only the fourth time. For the first time ever, the Hawkeyes won their first nine games of a season. And, for the sixth time in eight years, Iowa played in a January bowl game. And, more importantly, Iowa won a BCS caliber bowl game for the first time since 1959.

Iowa posted an 11-2 overall record and a 6-2 Big Ten mark, good enough for a second place tie with Penn State. The Hawkeyes won at least nine games for the fifth time in the last eight years and won 10 games or more for the seventh time in school history.

In addition to Iowa's 24-14 win over ninth-ranked Georgia Tech in the FedEx Orange Bowl, the Hawkeyes posted road wins at Penn State, Wisconsin, Michigan State and Iowa State. An overtime loss at eventual league champion Ohio State was the only road blemish. A seven-point home loss to Northwestern was Iowa's only other loss. The Hawkeyes posted four wins by three points or less for the first time in school history.

Another road block during the 2009 season was an unusually high number of injuries to several starters. The loss of two offensive linemen, tight end, quarterback, running backs, receivers, defensive backs and a linebacker were all part of the scenario Iowa's coaching staff had to deal with. All of the above mentioned positions lost starters for at least part of the season.

The Hawkeyes ranked seventh in both major polls at the conclusion of the season, the highest final ranking for the program since 1960.

Individually, several Hawkeyes reaped the rewards of the successful season. Defensive end Adrian Clayborn was named MVP of the FedEx Orange Bowl. Coach Kirk Ferentz was named Big Ten Coach of the Year for the third time. Offensive tackle Bryan Bulaga was picked as the league's Offensive Lineman of the Year. He joined Dace Richardson (OL), Tony Moeaki (TE), Clayborn (DE), Pat Angerer (LB), Tyler Sash (DB) and Amari Spivey (DB) on the first All-Big Ten team. Six Hawkeyes were selected in the 2010 NFL Draft.

**2010** - Iowa concluded the season with a 27-24 win over 12th-ranked Missouri in the Insight Bowl. The Hawkeyes earned their second straight bowl victory over a top-15 opponent and won three consecutive bowl games for the first time in school history.

The Insight Bowl win over the Tigers marked Iowa's fourth 2010 victory over a ranked opponent, the most by an Iowa team since 2003. Iowa played seven ranked opponents in 2010, the most for the Hawkeyes under Kirk Ferentz.

Iowa posted a 7-5 regular season record, including a 4-4 mark in Big Ten Conference play (fourth). The Hawkeyes placed in the first division of the Big Ten for the ninth time in the last 10 years.

Iowa's record came against one of the toughest schedules in the nation. In each of Iowa's five losses, the Hawkeyes were either tied or leading in the fourth quarter. The five losses came by a total of 18 points and the four league losses were by a collective 11 points. Iowa's most impressive wins were a 37-6 win over Michigan State, which shared the Big Ten title while posting an 11-2 overall record, and the Insight Bowl win over Missouri (10-3), which tied for the North Division title in the Big 12 Conference.

Sophomore DB Micah Hyde was named defensive Player of the Game, as his 72-yard interception return for a touchdown in the fourth quarter provided Iowa's winning margin.

Four Hawkeyes earned first team all-Big Ten honors, including DE Adrian Clayborn, DB Tyler Sash, DB Shaun Prater and WR Derrell Johnson-Koulianos. Clayborn earned consensus All-America honors and was a finalist for both the Rotary Lombardi Award and the Ted Hendricks Award. Quarterback Ricky Stanzi was a finalist for the Johnny Unitas Golden Arm Award. Punter Ryan Donahue was one of three finalists for the Ray Guy Award.



**2011** - Iowa completed the season with a 7-6 overall record and a 4-4 mark in Big Ten play. The Hawkeyes were bowl eligible for the 11th straight season, dropping a 31-14 decision to Oklahoma in the 2011 Insight Bowl at Tempe, Arizona.

Iowa posted a 3-1 mark in nonconference action, with the only blemish being a three-overtime loss at Iowa State. The Hawkeyes were 1-3 against ranked opponents. Iowa defeated 13th-ranked Michigan (24-16) and lost to 13th-ranked Michigan State (37-21), both at home. Iowa lost at 22nd-ranked Nebraska (20-7) and to 14th-ranked Oklahoma at the Insight Bowl.

Iowa's offense was led by senior WR Marvin McNutt, Jr., and junior QB James Vandenberg. McNutt set single-season (1,315) and career (2,861) records for receiving yards and touchdowns (12 and 28). His 82 receptions tied the single-season record. Vandenberg threw for 3,022 yards and 25 touchdowns, completing 58.7% of his pass attempts. Marcus Coker's rushing total of 1,384 yards ranks fourth best for a single season at Iowa.

Sophomore linebackers James Morris and Christian Kirksey led the Hawkeyes in tackles, each with 110. Senior DT Mike Daniels (13.5-63) and senior DE Broderick Binns (12-58) led the team in tackles for loss. Junior CB Micah Hyde and sophomore safety Tanner Miller each had three interceptions and Hyde matched Binns with eight pass break-ups.

McNutt was named the top receiver in the Big Ten Conference, while McNutt, OL Riley Reiff and DB Shaun Prater earned first team all-Big Ten recognition. For the third straight year, Iowa had six players selected in the annual NFL draft, including Reiff, who gave the Hawkeyes a first round selection for the third straight year.

**2012** - Iowa posted a 4-8 overall record, including a 2-6 mark in Big Ten play. The Hawkeyes were the only team in the nation to play in six games decided by three points or less during the regular season, posting a 2-4 mark in those games. Iowa had two games decided by a single point (1-1) and won at Michigan State in overtime. In two losses, at home to Central Michigan and Purdue, the visitors scored the winning points on a field goal on the final play.

The Hawkeyes played nine games against teams that were selected for bowl games, in addition to an eight-win Penn State team. The Hawkeyes started fast in Big Ten play, earning a win over previously undefeated Minnesota (31-13) and the double-overtime win at Michigan State (19-16).

Senior DB Micah Hyde led the Iowa defense by earning the Tatum-Woodson Award as the top defensive back in the Big Ten. Hyde was a first team All-Big Ten selection, while senior center James Ferentz earned second team honors.

Junior linebackers Anthony Hitchens led the team in tackles (124), while junior linebacker Christian Kirksey was third in tackles (95) had two pass interceptions and four recovered fumbles.

The Iowa offense was led by sophomore running backs Mark Weisman and Damon Bullock, despite the fact that both battled injuries throughout the season. Weisman played in 10 games and rushed for 815 yards and eight scores. Quarterback James Vandenberg passed for 2,249 yards and seven touchdowns.

Hyde was drafted in the fifth round of the NFL Draft by the Green Bay Packers.

**2013** - Iowa finished the season 8-5 overall and 5-3 in the Big Ten. The Hawkeyes placed second in the Legends Division. Iowa accepted an invitation to play in the 2014 Outback Bowl in Tampa, Florida,

dropping a 21-14 decision to No. 14 LSU.

The 2014 Outback Bowl marked Iowa's 11th both appearance overall, and seventh January bowl appearance, since 2001. Iowa's 2013 schedule included eight bowl teams, including two teams that competed in BCS bowl games. With the 8-5 final record, Iowa was one of six BCS conference teams to have improved by four victories or more from 2012.

Iowa's five losses were to teams that finished with a combined record of 56-12, for a winning percentage of .824. The Hawkeyes earned four road wins, their highest total since 2009 (4). Iowa won three of four trophy games, winning at Iowa State, Minnesota and Nebraska, while falling to Wisconsin in Iowa City.

Iowa rushed for 2,339 rushing yards, its highest single-season total since 2008 (2,453). Junior Mark Weisman led the ground game with 975 yards and eight touchdowns on 227 attempts. Quarterback Jake Rudock completed 204-346 attempts for 2,383 yards and 18 touchdowns, while junior Kevonte Martin-Manley led the receivers with 40 receptions for 388 yards and five scores.

Three Hawkeye linebackers recorded over 100 tackles (Anthony Hitchens 112, James Morris 107, Christian Kirksey 104). It is the first time in program history three players recorded 100 tackles (tackles became official stat in 1968). Hitchens and junior OT Brandon Scherff were named the Roy J. Carver Most Valuable Players.

Three Hawkeyes were selected in the 2014 NFL Draft, including tight end C.J. Fiedorowicz (Houston, third round), Kirksey (Cleveland, third round) and Hitchens (Dallas, fourth round).

**2014** - Iowa posted a 7-6 overall record, including a 4-4 record in Big Ten play. The Hawkeyes were bowl eligible for the 13th time in the last 14 seasons, dropping a 45-28 decision to Tennessee in the 2015 TaxSlayer Bowl in Jacksonville, Florida.

Iowa posted a 3-1 record in non-conference action, defeating Northern Iowa, Pittsburgh and Ball State while dropping a 20-17 decision to Iowa State on the final play of the game. In conference action the Hawkeyes lost a two-point decision to West Division champion Wisconsin and an overtime contest to Nebraska.

The Hawkeyes had three road wins, marking the first time in the Ferentz era Iowa has had back-to-back winning seasons on the road. Offensive tackle Brandon Scherff became Iowa's fourth recipient of the Outland Trophy, which goes annually to the top offensive lineman in college football. Scherff was named the Rimington-Pace Offensive Lineman of the Year in the Big Ten and was a unanimous consensus All-American.

Second team all-Big Ten honors went to OL Austin Blythe, LB Quinton Alston, DT Carl Davis, and DT Louis Trinca-Pasat and DL Drew Ott. TE Jake Duzey, SS John Lowdermilk, FS Jordan Lomax, DB Desmond King, WR Tevaun Smith and RT Andrew Donnal earned honorable mention.

Three Hawkeyes were selected in the 2015 NFL Draft. OL Brandon Scherff was selected by Washington in the first round, being the fifth player taken in the draft. DL Carl Davis was selected by Baltimore in the third round and OL Andrew Donnal was a fourth round selection of the St. Louis Rams.

**2015** - Iowa opened the season 12-0 for the first time in school history, winning the Big Ten Conference West Division. The 12 wins are a program record, and the 12-game winning streak ranked fourth

all-time (20, 1920-23; 14, 1899-00; 13, 2008-09). The Hawkeyes completed the year with a 12-2 record, falling in the Big Ten title game to Michigan State (19-16) and dropping a 45-16 decision to Stanford in the 2016 Rose Bowl.

Iowa finished the season ranked No. 9 in the Associated Press poll. It is the fifth time since 2002 Iowa has finished the season ranked in the top 10 (7th in 2009, 8th in 2004, 8th in 2003, 8th in 2002), and the 13th time in program history.

Head coach Kirk Ferentz was named Big Ten Coach of the Year for the fourth time in his career (2002, 2004, 2009, 2015). Ferentz was also named Eddie Robinson and Woody Hayes national Coach of the Year and earned the Bobby Dodd Award.

The Hawkeyes were 5-0 in true road games with a pair of wins over ranked opponents (#18 Wisconsin; #20 Northwestern). Iowa was one of only five schools with multiple road wins over ranked opponents. Junior QB C.J. Beathard became the only quarterback in school history to win his first 13 career starts, and one of only three Power 5 quarterbacks to win each of their first 13 career starts since 2010.

Junior DB Desmond King became the 23rd consensus All-American in school history and the eighth different Hawkeye under Kirk Ferentz to earn consensus All-America honors. King tied the single-season school record (Lou King, 1981; Nile Kinnick, 1939) with eight interceptions. He also earned the Jim Thorpe Award, which goes to the top defensive back in the nation. Iowa scored 93 points off turnovers and led the Big Ten with 19 interceptions.

Jordan Canzeri (256 vs. Illinois), Akrum Wadley (204 at Northwestern), and LeShun Daniels (195 vs. Minnesota) each rushed for at least 195 yards in a single game, making Iowa the first FBS team since LSU in 1997 to have at least three different players rush for 195-plus yards in a single game in the same season.

### **HAWKEYES AT NIGHT**

Iowa has hosted 12 night games in Kinnick Stadium's history, holding an 8-4 record in those contests. For the second time ever, and second consecutive season, Iowa will host two night games in 2016, including Iowa State (Sept. 10) and Michigan (Nov. 12). Both games have a 7 p.m. start time. Below is a list of night games in Kinnick Stadium:

Date	Opponent	Result	Start Time
Sept. 5, 1992	Miami, Florida	L, 24-7	7 p.m.
Sept. 18, 1999	Northern Illinois	W, 24-0	5 p.m.
Sept. 14, 2002	Iowa State	L, 36-31	5 p.m.
Sept. 20, 2003	Arizona State	W, 21-2	5 p.m.
Sept. 30, 2006	Ohio State	L, 38-17	7 p.m.
Sept. 8, 2007	Syracuse	W, 35-0	7 p.m.
Oct. 10, 2009	Michigan	W, 30-28	7 p.m.
Oct. 2, 2010	Penn State	W, 24-3	7 p.m.
Oct. 15, 2011	Northwestern	W, 41-31	6 p.m.
Oct. 20, 2012	Penn State	L, 38-14	7 p.m.
Sept. 19, 2015	Pittsburgh	W, 27-24	7 p.m.
Nov. 14, 2015	Minnesota	W, 40-35	7 p.m.

### **IOWA VS. TOP-RANKED OPPONENTS**

Iowa has played 11 games (0-10-1) against top-ranked opponents in its history. Below is a list of Iowa's games vs. top-ranked foes:

Game	Date	Result, Score
Ohio State at Iowa	Sept. 30, 2006	L, 38-17
Iowa at Nebraska	Sept. 23, 2000	L, 42-13
Miami at Iowa	Sept. 5, 1992	L, 24-7
Iowa at Ohio State	Oct. 11, 1975	L, 49-0
Iowa at Ohio State	Nov. 17, 1973	L, 55-13
Michigan State at Iowa	Nov. 6, 1965	L, 35-0
Iowa at Notre Dame	Nov. 21, 1964	L, 28-0
Ohio State at Iowa	Oct. 31, 1964	L, 21-19
Iowa at Notre Dame	Nov. 21, 1953	T, 14-14
Iowa at Notre Dame	Nov. 19, 1949	L, 28-7
Minnesota at Iowa	Nov. 15, 1941	L, 34-13

### **IOWA IN OVERTIME**

Iowa holds a 6-4 record in overtime games. Iowa won its first overtime contest, defeating Penn State 26-23 on Nov. 4, 2000, in State College, Pennsylvania. The Hawkeyes are 2-3 in single overtime, 3-0 in double overtime and 1-1 in triple overtime. Iowa is 2-2 in overtime in Kinnick Stadium and 4-2 in overtime road games. Following are Iowa's overtime games:

Date	Result	OT's	Opponent	Site
11/04/00	W, 26-23	Double	Penn State	State College, Pa.
9/28/02	W, 42-35	Single	Penn State	State College, Pa.
10/22/05	L, 23-20	Single	Michigan	Iowa City
9/09/06	W, 20-13	Triple	Syracuse	Syracuse, N.Y.
10/27/07	W, 34-27	Double	Michigan State	Iowa City
11/14/09	L, 27-24	Single	Ohio State	Columbus, Ohio
9/10/11	L, 44-41	Triple	Iowa State	Ames, Iowa
10/13/12	W, 19-16	Double	Michigan State	E. Lansing, Mich.
10/26/13	W, 17-10	Single	Northwestern	Iowa City
11/28/14	L, 37-34	Single	Nebraska	Iowa City



### 9/3 (3-1)

1988	Hawaii	L	24-27
1994	* Central Michigan	W	52-21
2005	* Ball State	W	56-0
2011	* Tennessee Tech	W	34-7

### 9/10 (4-2)

1977	* Northwestern	W	24-0
1983	Iowa State	W	51-10
1988	Kansas State	W	45-10
1994	* Iowa State	W	37-9
2005	at Iowa State	L	3-23
2011	at Iowa State	L	41-44 (3 OT)

### 9/17 (5-2)

1966	* Arizona	W	31-20
1977	* Iowa State	W	12-10
1983	Penn State	W	42-34
1988	* Colorado	L	21-24
1994	Penn State	L	21-61
2005	* Northern Iowa	W	45-21
2011	* Pittsburgh	W	31-27

### 9/24 (6-5)

1904	* Coe	W	17-0
1949	* UCLA	L	25-41
1955	* Kansas State	W	28-7
1960	* Oregon State	W	22-12
1966	* Oregon State	L	3-17
1977	* Arizona	L	7-41
1983	* Ohio State	W	20-14
1988	* Iowa State	W	10-3
1994	Oregon	L	18-40
2005	at Ohio State	L	6-31
2011	* Louisiana-Monroe	W	45-17

### 10/1 (8-5-2)

1894	* Iowa State	L	8-16
1898	* Knox	T	0-0
1904	* Cornell	W	88-0
1921	* Knox	W	52-14
1927	* Monmouth	W	32-6
1932	* Bradley Tech	W	31-7
1949	Purdue	W	21-7
1955	Wisconsin	L	14-37
1960	Northwestern	W	42-0
1066	* Wisconsin	L	0-7
1977	# UCLA	W	16-34
1983	Illinois	L	0-33
1988	Michigan State	T	10-10
1994	* Michigan	L	14-29
2005	* Illinois (h)	W	35-7

### 10/8 (8-9)

1898	Chicago	L	0-38
1904	Drake	W	17-0
1910	Northwestern	L	5-10
1921	* Notre Dame	W	10-7
1927	* Ohio State	L	6-13
1932	Wisconsin	L	0-34
1938	* Wisconsin (h)	L	13-31
1949	* Illinois	L	14-20
1955	* Indiana	W	20-6
1960	Michigan State	W	27-15
1966	Purdue	L	0-35

1977	* Minnesota	W	18-6
1983	* Northwestern (h)	W	61-21
1988	* Wisconsin (h)	W	31-6
1994	* Indiana (h)	L	20-27
2005	at Purdue	W	34-17
2011	at Penn State	L	3-13

### 10/15 (8-7-2)

1898	* Drake	L	5-18
1904	Chicago	L	0-39
1910	Missouri	L	0-5
1921	* Illinois (h)	W	14-2
1927	* Wabash	W	38-0
1932	Indiana	L	0-12
1938	Chicago	W	27-14
1949	* Indiana (h)	W	35-9
1955	* Purdue (h)	T	20-20
1960	* Wisconsin	W	28-21
1966	Minnesota	L	0-17
1977	* Ohio State (h)	L	6-27
1983	* Purdue	W	31-14
1988	* Michigan	T	17-17
1998	Illinois	L	7-47
2005	* Indiana	W	38-21
2011	* Northwestern (h)	W	41-31

### 10/22 (8-7)

1898	* Upper Iowa	W	23-5
1904	* Iowa Teachers	W	11-5
1910	* Purdue	W	16-0
1927	Minnesota	L	0-38
1932	* Minnesota (h)	L	6-21
1938	* Colgate	L	0-14
1949	* Northwestern	W	28-21
1960	* Purdue (h)	W	21-14
1966	* Northwestern (h)	L	15-24
1977	Purdue	L	21-34
1983	Michigan	L	13-16
1988	Purdue	W	31-7
1998	* Michigan State	W	19-14
2005	* Michigan	L	20-23 (OT)
2011	* Indiana	W	45-24

### 11/5 (6-12)

1892	Kansas	L	4-24
1897	* Iowa State	L	0-6
1898	* Iowa Teachers	L	5-11
1904	Nebraska	L	6-17
1910	Iowa State	W	2-0
1921	Minnesota	W	41-7
1927	* Illinois (h)	L	0-14
1932	* Nebraska	L	13-14
1938	Minnesota	L	0-28
1949	Minnesota	L	7-55
1955	* Minnesota	W	26-0
1960	Minnesota	L	10-27
1966	Michigan State	L	7-56
1977	* Indiana	L	21-24
1983	Wisconsin	W	34-14
1988	* Northwestern	W	35-10
2005	at Northwestern	L	27-28
2011	* Michigan	W	24-16

### 11/12 (9-7-2)

1892	Missouri	L	0-22
1898	Grinnell	T	5-5
1904	* Grinnell	W	69-0
1910	* Drake	W	21-0
1921	* Indiana	W	41-0
1927	Wisconsin	W	16-0
1932	* Purdue	L	0-18
1938	Indiana	L	3-7
1949	Wisconsin	L	13-35
1955	Ohio State	L	10-20
1960	* Ohio State	W	35-12
1966	* Ohio State	L	10-14
1977	Wisconsin	W	24-8
1983	Michigan State	W	12-6
1988	* Ohio State	T	24-24
1994	* Northwestern	W	49-13
2005	at Wisconsin	W	30-7
2011	* Michigan State	L	21-37

### 11/19 (8-9)

1894	Missouri	L	6-32
1895	Nebraska	L	0-6
1904	Illinois	L	0-29
1910	Washington, Mo.	W	38-0
1921	Northwestern	W	14-0
1927	Northwestern	L	0-12
1932	Northwestern	L	6-44
1938	* Nebraska	L	0-14
1949	Notre Dame	L	7-28
1955	Notre Dame	L	14-17
1960	Notre Dame	W	28-0
1977	* Michigan State	L	16-22
1983	* Minnesota	W	61-10
1988	Minnesota	W	31-22
1994	Minnesota	W	49-42
2005	* Minnesota	W	52-28
2011	at Purdue	W	31-21

### 11/25 (6-8-1)

1897	Nebraska	L	0-6
1905	Iowa State	W	8-0
1911	* Northwestern	W	6-0
1916	* Nebraska (h)	L	17-34
1922	* Northwestern	W	37-3
1933	Nebraska	L	6-7
1939	Northwestern	T	7-7
1944	* Iowa Preflight	L	6-30
1961	* Notre Dame	W	42-21
1967	* Illinois	L	19-21
1972	* Illinois	W	15-14
1978	Michigan State	L	7-42
1989	* Minnesota	L	7-43
1995	* Minnesota	W	45-3
2011	at Nebraska	L	7-20

### 12/3 (0-0)

\* - - at Iowa City  
(h) - - indicates Homecoming game



Year	Points Total-PPG	First Downs	Rushing Att-Yds-YPG	Passing Com-At-Int-TD	Passing Yards-YPG	Total Yds. Plays-Yds-YPG	Punts- Avg.	Fum. - Lost	Pen. Yds.
2015	433-30.9	284	568-2544-181.7	227-369-5-17	2862-204.4	973-5406-386.1	68-39.7	19-11	73-683
Opp.	285-20.4	270	469-1700-121.4	265-493-19-17	3074-219.6	962-4774-341.0	76-40.8	15-8	89-824
2014	367-28.5	280	514-2120-163.1	265-437-7-21	3081-237.0	951-5201-5.5	65-37.8	21-15	46-384
Opp.	333-25.6	219	495-2188-168.3	189-352-13-18	2287-175.9	847-4475-5.3	79-39.1	11-3	83-775
2013	342-26.3	256	557-2339-179.9	213-375-15-19	2562-197.1	932-4901-377.0	65-40.0	13-7	52-425
Opp.	246-18.9	207	466-1669-128.4	217-395-13-20	2271-174.7	861-3940-303.1	89-40.8	17-8	60-559
2012	232-19.3	209	404-1476-123.0	223-389-8-7	2249-187.4	793-3725-310.4	68-37.3	14-3	55-491
Opp.	275-22.9	237	473-1945-162.1	224-353-10-16	2634-219.5	826-4579-381.6	58-40.0	19-13	64-585
2011	358-27.5	266	454-1790-137.7	240-412-8-25	3052-234.8	866-4842-372.5	53-41.2	18-10	62-463
Opp.	310-23.8	278	549-2028-156.0	256-413-10-21	2898-222.9	962-4926-378.9	62-42.0	26-9	83-701
2010	376-28.9	261	449-1929-148.4	226-357-6-26	3049-234.5	806-4978-382.9	56-43.6	12-5	64-486
Opp.	221-17.0	249	407-1320-101.5	298-479-19-12	2297-230.5	886-4317-332.1	71-40.9	11-5	85-753
2009	301-23.2	232	454-1485-114.2	213-392-20-19	2887-222.1	846-4372-336.3	61-40.9	11-8	57-447
Opp.	200-15.4	195	285-1607-123.6	190-383-21-9	1988-152.9	844-3595-276.5	78-40.6	20-9	72-619
2008	394-30.3	269	515-2453-188.7	187-320-11-16	2362-181.7	835-4815-370.4	51-40.9	20-13	53-34.3
Opp.	169-13.0	215	397-1222-94.0	256-463-23-9	2656-197.3	860-3787-291.3	76-39.9	17-9	65-46.5
2007	222-18.5	203	438-1515-126.2	199-376-7-17	2281-190.1	814-3796-316.3	87-40.8	13-6	67-579
Opp.	225-18.8	227	454-1464-122.0	247-426-14-13	2750-229.2	880-4214-351.2	75-40.8	19-7	61-487
2006	310-23.8	261	432-1865-143.5	248-423-19-21	3118-239.8	855-4983-383.3	56-37.6	21-12	65-581
Opp.	269-20.7	250	480-1737-133.6	241-423-14-20	2732-210.2	903-4469-343.8	66-40.9	17-6	65-575
2005	360-30.0	272	436-2096-174.7	245-404-8-23	3093-257.8	840-5189-432.4	58-38.4	15-9	52-447
Opp.	240-20.0	256	470-1512-126.0	276-445-10-18	3080-256.7	915-4592-382.7	73-40.9	14-6	65-500
2004	292-24.3	199	428-871-72.6	239-385-14-20	2881-240.1	813-3752-312.7	66-39.9	17-5	91-675
Opp.	211-17.6	202	392-1110-92.5	234-424-17-15	2416-201.3	816-3526-293.8	67-41.2	22-15	59-485
2003	373-28.7	223	535-2241-172.4	171-320-10-19	2095-161.2	855-4336-333.5	82-40.4	20-11	81-636
Opp.	210-16.2	220	480-1205-92.7	257-462-13-11	2884-221.8	942-4089-314.5	93-39.8	22-12	71-651
2002	484-37.2	270	553-2784-214.2	182-314-5-27	2734-210.3	867-5518-424.5	53-39.5	17-11	103-873
Opp.	256-19.7	282	416-1065-81.9	300-535-20-15	3554-273.4	951-4619-355.3	78-39.4	22-11	73-559
2001	391-32.6	242	488-2104-175.3	210-323-13-20	2618-218.2	811-4722-393.5	49-35.7	17-8	78-595
Opp.	258-21.5	211	437-1405-117.1	208-377-13-15	2496-208.0	814-3901-325.1	70-40.2	15-8	61-491
2000	203-16.9	200	403-1090-90.8	230-404-11-16	2580-215.0	807-3670-305.8	74-42.5	22-9	78-652
Opp.	330-27.5	263	521-2331-194.3	216-381-9-21	2960-246.7	902-5291-440.9	56-39.8	21-8	73-646
1999	162-14.7	177	339-1028-93.5	202-376-9-6	2275-206.8	715-3303-300.3	73-41.9	20-8	59-451
Opp.	347-31.5	253	545-2698-245.3	167-296-6-23	2399-218.1	841-5097-463.4	50-40.1	12-7	69-656
1998	172-15.6	171	406-1470-80.9	153-303-15-6	2045-185.9	709-2935-266.8	77-39.3	17-8	71-600
Opp.	287-26.1	212	473-2374-187.3	158-296-12-14	2328-211.6	769-4388-398.9	63-40.0	21-12	89-760
1997	411-34.3	211	522-2604-217.0	143-271-11-24	2263-188.6	793-4867-405.6	57-41.7	22-12	69-560
Opp.	159-13.2	81	469-1816-119.1	151-336-22-13	1875-156.3	805-3304-275.3	90-37.2	22-10	76-678
1996	339-28.3	103	523-2154-179.5	168-293-12-12	2120-176.7	816-4274-356.2	59-43.1	22-12	74-595
Opp.	243-20.3	97	464-1690-140.8	169-361-17-13	2007-167.3	825-3697-308.1	77-41.2	34-16	60-456
1995	368-30.7	131	559-2398-199.8	176-309-16-15	2613-217.8	868-5011-417.6	54-41.5	21-8	95-857
Opp.	259-21.6	91	455-1503-125.3	186-354-18-15	2493-207.8	809-3996-333	65-39.7	18-9	66-577
1994	307-27.9	116	474-2431-221	142-264-13-12	2045-185.9	738-4476-406.9	42-39.7	24-16	75-734
Opp.	324-29.5	137	519-2415-219.6	130-249-9-12	1777-161.6	768-4192-381.1	50-38.6	20-13	67-552
1993	214-17.8	88	452-1296-108	195-330-12-11	2276-189.7	782-3572-297.7	66-40.9	24-10	62-565
Opp.	293-24.4	130	559-2277-189.8	164-319-18-9	2064-172	878-4341-361.8	52-36.8	25-10	64-588
1992	243-20.3	94	491-1566-130.5	247-416-13-18	2723-226.9	907-4289-357.4	64-37.1	20-10	66-551
Opp.	278-23.2	106	461-2047-170.6	184-320-18-11	2135-177.9	781-4182-348.5	60-38.7	26-14	82-664
1991	343-28.6	116	514-2128-177.3	218-346-13-19	2697-224.8	860-4825-402.1	54-32.5	15-8	57-501
Opp.	179-14.9	95	483-1464-122	160-306-12-13	1953-162.8	789-3417-284.8	72-35.5	22-11	58-495
1990	427-35.6	147	577-2699-224.9	196-322-11-17	2456-204.7	899-5155-429.6	52-35.2	32-16	65-552
Opp.	288-24	84	432-1317-109.8	204-374-13-16	2404-200.3	806-3721-310.1	69-38.7	29-18	87-660
1989	197-17.9	201	402-1323-120.3	196-352-17-13	2455-223.2	754-3778-343.5	59-37	36-21	55-459
Opp.	278-25.3	215	480-1611-146.5	182-319-12-13	2233-203	799-3844-349.5	58-39.2	20-15	56-427
1988	336-25.9	278	495-1741-133.9	290-470-14-18	3752-288.6	965-5493-422.5	61-36.1	24-16	70-581
Opp.	236-18.2	223	586-2186-168.2	161-326-17-11	2104-161.9	912-4290-330	73-37.7	36-18	67-537
1987	380-29.2	278	484-1695-141.3	276-448-13-23	3796-292	971-5585-429.6	59-38.8	33-18	69-576
Opp.	250-19.2	194	521-1514-116.5	150-311-22-14	2288-176	883-3802-292.5	73-38.1	25-17	82-674
1986	391-32.6	248	517-2260-188.3	186-324-14-20	2731-227.6	841-4991-415.9	52-40.5	21-14	81-689
Opp.	214-17.8	187	461-1246-103.8	168-325-23-14	2200-183.3	786-3446-287.2	74-41.4	26-16	56-540





Year	Points Total-PPG	First Downs	Rushing Att-Yds-YPG	Passing Com-At-Int-TD	Passing Yards-YPG	Total Yds. Plays-Yds-YPG	Punts- Avg.	Fum. - Lost	Pen. Yds.
1985	440-36.7	284	467-1896-158.0	276-420-16-30	3611-300.9	887-5507-458.9	46-38.6	20-13	60-463
Opp.	167-13.9	195	489-1446-120.5	188-347-19-9	2116-176.3	836-3562-296.8	79-37.7	27-15	59-420
1984	359-27.6	279	607-2105-161.9	226-348-16-23	3053-234.8	955-5158-396.8	70-38.3	33-19	70-596
Opp.	201-15.5	199	474-1308-118.9	204-385-19-15	2231-171.6	859-3539-272.2	64-41.4	29-18	64-504
1983	380-31.7	270	532-2408-200.7	194-346-14-20	3239-269.9	878-5647-470.6	52-37.2	25-12	84-710
Opp.	189-15.8	226	460-1593-132.8	205-413-21-12	2441-203.4	873-4034-336.2	81-40.7	23-11	63-581
1982	229-19.1	224	556-2101-175.1	163-265-12-11	1873-156.1	821-3974-331.2	68-43.8	27-14	66-587
Opp.	230-19.2	219	419-1441-120.1	226-409-20-10	2572-214.2	828-4013-334.4	61-42.2	22-14	58-535
1981	260-23.6	182	520-2153-195.7	109-214-10-7	1422-129.3	734-3575-325	57-45.4	21-14	84-666
Opp.	129-11.7	161	421-956-86.9	156-315-21-7	1834-166.7	736-2790-253.6	71-35.1	30-15	55-489
1980	154-14	174	451-1486-135.1	154-320-13-12	1918-174.4	771-3404-309.5	67-37.6	44-21	62-685
Opp.	238-21.6	204	517-1651-150.1	141-285-14-12	1913-173.9	802-3564-324	65-37.2	27-13	64-649
1979	239-21.7	209	526-2130-193.6	124-248-14-12	1669-151.7	774-3799-345.4	54-37.5	26-18	55-538
Opp.	216-19.6	206	525-1881-171	145-282-16-9	1843-167.5	807-3724-338.5	49-36.1	38-20	49-470
1978	125-11.4	144	522-1366-124.1	90-220-17-4	1083-98.5	742-2449-222.6	85-36.6	32-19	63-658
Opp.	291-26.5	215	547-2054-186.7	138-270-8-21	1947-177	817-4001-363.7	63-37.8	37-16	64-665
1977	171-15.5	160	540-1562-142	100-197-16-6	1276-116	737-2838-258	74-35.4	23-12	60-642
Opp.	229-20.8	194	566-1992-181.1	96-189-9-14	1500-136.4	755-3492-317.5	57-35.5	44-26	57-459
1976	161-14.6	172	562-2144-194.9	60-163-15-5	972-88.4	725-3116-283.3	56-35.6	39-16	64-652
Opp.	234-21.3	181	546-2072-188.4	90-204-12-8	1151-104.6	750-3223-293	62-35.3	14-6	55-841
1975	182-16.5	166	559-2406-218.7	33-125-10-3	597-54.3	684-3003-273	56-37.9	51-14	51-550
Opp.	279-25.4	223	615-2458-223.5	90-169-6-7	1282-116.5	784-3740-340	41-37.9	29-12	55-498
1974	157-14.3	192	574-1982-180.2	88-187-13-6	1193-108.5	761-3175-288.6	56-36.7	33-20	51-413
Opp.	308-28	202	586-3180-289.1	50-130-6-7	723-65.7	716-3903-354.8	46-35.8	28-18	48-503
1973	140-12.7	158	492-1599-145.4	84-217-15-5	1126-102.4	709-2725-247.7	65-35.4	43-27	46-438
Opp.	401-36.5	242	748-3848-349.8	48-107-11-7	716-65.1	855-4564-414.9	40-37.6	30-14	53-547
1972	109-9.9	135	537-1629-148.1	72-175-15-2	825-75	712-2454-223.1	75-35.2	36-17	54-504
Opp.	208-18.9	200	626-2724-247.6	72-172-11-6	989-89.9	798-3293-299.4	56-34.9	48-24	48-415
1971	121-11	134	413-897-81.5	126-282-14-9	1495-135.9	695-2392-217.5	80-35.7	21-10	45-447
Opp.	379-34.5	278	719-3572-324.7	94-197-8-8	1400-127.3	916-4972-452	48-36.1	47-22	67-588
1970	129-11.7	154	529-1935-175.9	67-176-10-4	860-78.2	705-2795-254.1	69-36.5	25-15	45-403
Opp.	259-23.5	221	565-2858-259.8	91-183-4-11	1146-104.2	748-4004-364	48-37	33-16	56-505
1969	255-25.5	238	474-2155-215.5	142-309--13	2088-208.8	783-4243-424.3	51-36.3	27-18	43-455
Opp.	275-27.5	217	580-2205-220.5	117-235--12	1614-161.4	815-3819-381.9	51-39.4	26-19	52-578
1968	322-32.2	236	530-2528-252.8	123-229--13	1876-187.6	759-4404-440.4	52-36.5	27-15	58-497
Opp.	289-28.9	237	621-2819-281.9	85-202--6	1283-128.3	823-4102-410.2	56-36.6	18-10	38-452
1967	161-16.1	180	423-1294-129.4	140-297--9	1748-174.8	720-3042-304.2	71-31.1	22-12	34-289
Opp.	277-27.7	190	564-2544-254.4	95-177--10	1311-131.1	741-3855-385.5	56-36.5	16-10	53-487
1966	86-8.6	135	408-1385-138.5	91-226-21-3	1210-121.0	634-2595-259.5	63-34.8	28-13	41-393
Opp.	253-25.3	188	463-1990-199.0	127-234-11-13	1603-160.3	697-3593-359.3	53-35.0	24-10	51-537
1965	94-9.4	128	355-848-84.8	115-288-27-4	1241-124.1	643-2089-208.9	65-39.6	20-11	52-454
Opp.	92-9.2	155	518-1710-171.0	92-174-8-6	1069-106.9	692-2779-277.9	63-37.3	26-13	50-487
1964	170-18.9	156	263-736-81.7	154-321-14-9	2125-236.1	584-2873-319.2	40-32.4	30-21	44-432
Opp.	209-23.2	174	491-1663-184.7	82-173-10-8	1154-128.2	664-2817-313.0	36-35.6	30-20	54-489
1963	126-15.8	111	333-1047-130.9	75-183-9-12	1165-145.6	526-2212-276.5	54-35.7	16-6	37-349
Opp.	112-14.0	116	384-1329-166.1	78-155-7-6	921-115.1	539-2250-281.3	47-37.5	28-17	37-375
1962	127-14.1	132	410-1560-173.3	86-169-15-8	985-109.4	579-2545-282.8	44-34.5	20-18	39-395
Opp.	166-18.4	124	378-1308-145.3	81-170-9-6	1057-117.4	548-2365-262.7	52-36.7	16-11	42-380
1961	215-23.9	150	402-1509-167.7	94-172-17-9	1319-146.5	574-2828-314.2	44-32.8	21-14	51-425
Opp.	162-18.0	124	413-1493-165.8	59-154-11-8	858-95.3	567-2351-261.2	45-34.1	27-15	47-375
1960	234-26.0	143	439-2284-253.8	39-98-7-4	511-56.7	537-2795-310.5	42-32.7	23-11	42-349
Opp.	108-12.0	129	424-1492-165.7	71-149-12-1	573-63.6	573-2319-257.7	47-37.7	27-14	42-389
1959	223-25.8	175	440-2151-239.0	104-192-8-8	1248-138.6	632-3399-377.6	31-33.4	34-19	51-478
Opp.	100-11.1	113	393-1037-115.2	74-172-13-5	1098-122.0	565-2135-237.2	48-36.2	24-14	36-388
1958	272-29.3	217	498-2554-255.4	124-219-11-12	1617-161.7	717-4171-417.1	36-31.3	36-20	53-536
Opp.	146-14.6	153	466-1707-170.7	84-200-15-8	1213-121.3	666-2920-292.0	51-33.9	28-18	37-321
1957	263-29.2	174	453-2170-241.1	77-146-17-11	1303-144.7	599-3473-385.8	19-32.9	30-18	46-429
Opp.	112-12.4	119	372-1014-112.6	70-169-14-4	967-107.4	541-1981-220.1	48-34.0	27-13	39-419
1956	219-21.9	149	499-2374-263.7	52-118-7-9	582-64.6	617-2956-328.4	43-34.9	25-17	39-327
Opp.	84-8.4	127	472-1451-161.2	74-153-15-6	913-101.4	625-1981-220.1	52-34.7	27-16	49-476



Year	Points Total-PPG	First Downs	Rushing Att-Yds-YPG	Passing Com-At-Int-TD	Passing Yards-YPG	Total Yds. Plays-Yds-YPG	Punts- Avg.	Fum. - Lost	Pen. Yds.
1955	166-17.4	157	470-1937-215.2	64-126-12-9	942-104.6	596-2879-319.8	39-34.3	36-18	44-436
Opp.	173-19.2	125	362-1479-164.3	52-122-10-12	975-108.3	484-2454-272.6	40-37.8	26-15	43-377
1954	192-21.3	136	442-2083-231.4	49-105-8-4	677-75.2	713-2613-290.4	4-37.0	30-20	N/A
Opp.	141-15.7	118	400-1496-166.2	48-119-7-5	913-101.4	519-2091-232.4	20- N/A	26-17	N/A
1953	187-20.8	138	456-2147-238.6	51-115-12-7	586-65.1	571-2733-303.6	42-40.2	31-16	55-475
Opp.	91-10.1	122	367-1050-116.7	82-181-18-9	1208-134.2	548-2528-250.9	46-39.1	21-13	48-417
1952	121-13.4	133	458-1560-173.3	73-181-20-8	985-109.4	639-2545-282.7	54-38.7	30-16	52-485
Opp.	210-24.4	159	460-1650-183.3	106-202-9-13	1523-169.2	662-3173-352.5	51-43.0	32-21	78-677
1951	161-17.8	131	465-1692-188.0	83-188-14-11	1153-128.1	653-2845-316.1	64-37.8	30-16	69-538
Opp.	233-25.9	144	434-1400-155.5	93-173-15-13	1508-167.5	607-2908-323.1	60-33.8	30-18	50-213
1950	121-13.4	124	425-1650-183.3	65-198-23-9	994-110.4	623-2644-293.7	58-40.9	32-18	58-543
Opp.	201-22.3	120	410-1242-138.0	74-163-16-13	1107-123.0	573-2349-261.0	68-37.3	23-14	60-530
1949	184-20.4	115	365-1475-163.8	66-194-16-13	1037-115.2	559-2512-279.1	51-36.4	32-18	52-438
Opp.	247-30.9	137	491-2015-223.8	73-158-13- N/A	1098-122.0	649-3113-345.8	44-40.5	32-20	60-513
1948	127-14.1	100	334-1028-128.5	66-170-14- N/A	1157-144.6	504-2185-273.1	56-37.8	27-16	32-262
Opp.	142-15.7	112	421-1742-217.8	44-115-13- N/A	780-86.7	536-2522-315.2	54-36.5	17-13	42-322
1947	145-18.1	97	359-1030-114.4	77-168-14-11	1092-121.3	547-2122-235.7	61-37.0	20-9	44-302
Opp.	179-22.4	123	407-1865-207.2	54-135-11- N/A	626-69.5	542-2491-276.7	36-34.0	31-21	32-294
1946	129-14.3	100	437-1807-200.7	39-91-12-3	352-39.1	528-2159-239.8	46-33.1	23-17	46-353
Opp.	92-10.2	97	407-1217-135.2	47-106-16- N/A	590-65.5	513-1806-200.6	59-33.8	28-17	49-402
1945	74-8.2	89	335-874-97.1	65-184-11-7	912-101.3	519-1786-198.4	74-28.0	27-14	48-357
Opp.	310-34.4	103	445-2310-256.6	33-80-16- N/A	512-56.8	525-2822-313.5	57-32.6	20-10	47-494
1944	53-6.6	58	299-904-113.0	21-69-7-1	205-25.6	973-1111-138.9	52-34.1	26-19	46-296
Opp.	240-30.0	89	413-1900-237.5	19-62-11- N/A	535-66.9	475-2435-304.4	38-36.8	15-10	70-570
1943	83-10.4	80	313-1011-126.4	40-123-11- N/A	613-76.6	436-1624-203.0	45-35.6	29-15	39-246
Opp.	153-19.1	93	383-1511-188.9	43-104-14- N/A	693-86.6	487-2204-275.5	53-32.3	20-13	52-466
1942	147-18.4	98	400-1402-140.2	45-122-12- N/A	929-92.9	522-2331-233.1	68-36.3	29-15	44-327
Opp.	135-16.9	136	507-1692-169.2	47-134-14- N/A	655-65.5	641-2347-234.7	69-34.7	19-7	45-373
1941	91-11.4	86	388-1156-144.5	32-95-14- N/A	431-53.9	483-1587-198.4	80-28.3	21-10	37-280
Opp.	99-12.4	93	382-1365-170.6	24-89-12-N/A	365-45.6	471-1730-216.3	71-31.5	19-12	33-340
1940	125-15.6	76	376-1161-145.1	19-95-11-N/A	317-39.6	471-1478-184.8	82-35.4	23-8	43-352
Opp.	98-10.8	73	N/A-1052-131.5	41-113-12-N/A	596-74.5	N/A-1648-206.0	76-32.1	29-15	33-246
1939	130-16.3	69	318-1014-126.8	36-100-16-N/A	749-93.6	418-1763-220.4	80-38.5	14-7	30-248
Opp.	91-11.4	82	N/A-1074-134.3	39-107-13-N/A	605-75.6	N/A-1679-209.9	76-34.1	14-4	29-264
1938	46-5.8	71	283-820-102.5	48-115-15-N/A	535-66.9	398-1355-169.4	62-41.7	23-12	33-318
Opp.	135-16.9	87	N/A-1446-180.8	43-122-24-N/A	564-70.5	N/A-2010-251.3	64-37.8	26-17	26-245
1937	36-4.5	77	N/A-943-117.9	43-121-9-N/A	676-84.5	N/A-1619-202.4	N/A-43	20-10	26-195
Opp.	120-15.0	67	N/A-950-118.8	27-68-22-N/A	517-64.6	N/A-1467-183.4	N/A-36.2	18-11	19-194
1936	85-10.6	79	N/A-1382-172.8	26-75-13-2	430-53.8	N/A-1812-226.5	N/A-38	N/A	N/A-225
Opp.	103-12.9	82	N/A-1448-181.0	39-86-10-N/A	569-71.1	N/A-2017-252.1	N/A-36	N/A	N/A-155
1935	122-15.3	73	316-1644-205.5	22-73-15-4	343-42.9	N/A-1987-248.4	N/A-36	N/A	N/A-305
Opp.	39-4.9	61	N/A-971-121.4	26-89-16-3	845-105.6	N/A-1616-202.0	N/A-35	N/A	N/A-242
1934	98-12.3								
Opp.	153-19.1								
1933	131-16.4								
Opp.	56-7.0								
1932	62-7.8								
Opp.	171-21.4								
1931	7-0.9								
Opp.	131-16.4								
1930	88-11.0								
Opp.	74-9.3								

**Note:** Detailed statistical records were not available prior to 1935, N/A= Not Available



## All-Time Coaches Records

## Ranked According to Total Victories

Name	Years	Overall		Big Ten	
		W-L	Pct.	W-L	Pct.
Hayden Fry	1979-98	143-89-6	.613	96-61-5	.608
<b>Kirk Ferentz</b>	<b>1999-pr.</b>	<b>127-87-0</b>	<b>.593</b>	<b>76-60</b>	<b>.559</b>
Forest Evashevski	1952-60	52-27-4	.651	33-21-2	.607
Howard Jones	1916-23	42-17-1	.708	21-12-0	.636
Eddie Anderson	1939-42, 1946-49	35-33-2	.514	21-24-2	.468
Burt Ingwersen	1924-31	33-27-4	.547	11-20-4	.371
Alden Knipe	1899-1902	29-11-4	.705	2-6-1	.278
John Chalmers	1903-05	24-8-0	.750	1-6-0	.143
Jess Hawley	1910-15	24-18-0	.571	8-11-0	.278
Bob Commings	1974-78	18-37-0	.327	13-27	.325
Jerry Burns	1961-65	16-27-2	.378	8-15-1	.354
Ray Nagel	1966-70	16-32-1	.340	11-22-2	.343
Ossie Solem	1932-36	15-21-4	.425	5-16-4	.280
A. E. Bull	1896	7-1-1	.833	---	---
Mark Catlin	1906-08	7-10-0	.412	1-3-0	.250
Leonard Raffensperger	1950-51	5-10-3	.361	2-9-1	.208
Otto Wagonhurst	1897	4-4-0	.500	---	---
Roger Sherman	1894	4-4-1	.500	---	---
Frank Lauterbur	1971-73	4-28-1	.136	3-22-1	.135
No head coach	1889-91	4-4-0	.500	---	---
E. A. Dalton	1892	3-2-1	.583	---	---
Ben Donnelly	1893	3-4-0	.429	---	---
John Griffith	1909	2-4-1	.357	0-1-0	.000
Clem Crowe	1945	2-7-0	.222	1-5-0	.167
Irl Tubbs	1937-38	2-13-1	.156	1-8-1	.150
Slip Madigan	1943-44	2-13-1	.156	0-10-1	.045

## Ranked According to Overall Game Winning Percentage

Name	Years	Overall		Big Ten	
		W-L	Pct.	W-L	Pct.
A. E. Bull	1896	7-1-1	.833	---	---
John Chalmers	1903-05	24-8-0	.750	1-6-0	.143
Howard Jones	1916-23	42-17-1	.708	21-12-0	.636
Alden Knipe	1899-1902	29-11-4	.705	2-6-1	.278
Forest Evashevski	1952-60	52-27-4	.651	33-21-2	.607
Hayden Fry	1979-98	143-89-6	.613	96-51-5	.648
<b>Kirk Ferentz</b>	<b>1999-pr.</b>	<b>127-87-0</b>	<b>.593</b>	<b>76-60</b>	<b>.559</b>
E. A. Dalton	1892	3-2-1	.583	---	---
Jess Hawley	1910-15	24-18-0	.571	8-11-0	.278
Burt Ingwersen	1924-31	33-27-4	.547	11-20-4	.371
Eddie Anderson	1939-42, 1946-49	35-33-2	.514	21-24-2	.468
Roger Sherman	1894	4-4-1	.500	---	---
Otto Wagonhurst	1897	4-4-0	.500	---	---
No head coach	1889-91	4-4-0	.500	---	---
Ben Donnelly	1893	3-4-0	.429	---	---
Ossie Solem	1932-36	15-21-4	.425	5-16-4	.280
Mark Catlin	1906-08	7-10-0	.412	1-3-0	.250
Jerry Burns	1961-65	16-27-2	.378	8-15-1	.354
Leonard Raffensperger	1950-51	5-10-3	.361	2-9-1	.208
Ray Nagel	1966-70	16-32-1	.340	11-22-2	.343
John Griffith	1909	2-4-1	.357	0-1-0	.000
Bob Commings	1974-78	18-37-0	.327	13-27	.325
Clem Crowe	1945	2-7-0	.222	1-5-0	.167
Slip Madigan	1943-44	2-13-1	.156	0-10-1	.045
Irl Tubbs	1937-38	2-13-1	.156	1-8-1	.150
Frank Lauterbur	1971-73	4-28-1	.136	3-22-1	.135

## All-Time Series Results

Team	First Game	W-L-T	Team	First Game	W-L-T	Team	First Game	W-L-T	Team	First Game	W-L-T
Air Force	1958	0-0-1	Detroit	1930	1-0-0	Michigan State	1953	23-21-2	San Diego State	1986	1-0-0
Akron	2002	1-0-0	Doane	1895	0-1-0	<b>Minnesota</b>	<b>1891</b>	<b>45-62-2</b>	Simpson	1898	4-0-0
Arkansas	1925	1-0-0	Drake	1896	12-3-0	Missouri	1892	6-7-0	South Carolina	2008	1-0-0
Arkansas State	2009	1-0-0	Eastern Illinois	2010	1-0-0	Missouri State	2013	1-0-0	South Dakota	1917	8-0-0
Arizona	1966	6-7-0	Florida	1983	1-2-0	Monmouth	1905	4-0-0	Southeast Oklahoma	1924	1-0-0
Arizona State	1997	1-2-0	Florida International	2008	1-0-0	Montana	1954	2-0-0	Southern Cal	1925	2-7-0
Augustana	1894	2-0-0	George Washington	1931	1-1-0	Morningside	1908	4-0-0	Stanford	2016	0-1-0
Ball State	2005	3-0-0	Georgia Tech	2009	1-0-0	<b>Nebraska</b>	<b>1891</b>	<b>14-29-3</b>	Syracuse	1975	3-1-0
Berg AAF	1945	1-0-0	Great Lakes	1917	0-4-0	New Mexico State	1995	1-0-0	Temple	1936	1-0-0
Boston University	1948	1-0-0	Grinnell	1889	11-5-1	North Carolina State	1965	0-3-0	Tennessee	1982	1-2-0
Bradley Tech	1930	5-0-0	Hawaii	1956	3-1-0	North Dakota	1926	1-0-0	Tennessee Tech	2011	1-0-0
Buffalo	2003	1-0-0	Idaho	1964	1-0-0	<b>North Dakota State</b>	<b>1946</b>	<b>2-0-0</b>	Texas	1984	1-1-0
Butler	1924	1-0-0	<b>Illinois</b>	<b>1899</b>	<b>31-38-2</b>	Northern Illinois	1985	8-1-0	Texas A&M	1931	0-1-0
Brigham Young	1991	0-0-1	Illinois State	2015	1-0-0	Northern Iowa	1898	16-1-0	Texas El Paso	1986	1-0-0
California	1958	3-1-0	Indiana	1912	44-28-4	<b>Northwestern</b>	<b>1897</b>	<b>50-24-3</b>	Texas Christian	1958	2-1-0
Camp Dodge	1918	0-0-1	Iowa Preflight	1943	0-2-0	Notre Dame	1921	8-13-3	Texas Tech	1996	2-0-0
Camp Grant	1942	1-0-0	<b>Iowa State</b>	<b>1894</b>	<b>41-22-0</b>	North Texas	2015	1-0-0	Tulsa	1989	3-1-0
Carleton	1936	1-0-0	Iowa Wesleyan	1890	1-0-0	Ohio State	1922	14-47-3	UCLA	1938	3-6-0
Carroll	1926	2-0-0	Kansas	1891	4-6-0	Oklahoma	1979	0-2-0	Upper Iowa	1898	2-0-0
Centenary	1930	0-1-0	Kansas State	1951	5-1-0	Oklahoma State	1923	1-1-0	Utah	1978	0-1-0
Central Michigan	1994	2-1-0	Kent State	2001	2-0-0	Oregon	1949	1-2-0	Utah State	1957	2-0-0
Chicago	1894	3-9-2	Knox	1892	6-0-1	Oregon State	1956	7-5-0	Wabash	1925	2-0-0
Cincinnati	1990	1-0-0	Lawrence	1924	1-0-0	P & S	1897	0-1-0	Washington	1937	3-3-0
Coe	1892	9-0-0	Louisiana-Monroe	2011	1-0-0	Parsons	1895	1-0-0	Washington State	1953	3-1-1
Colgate	1935	1-1-0	Louisiana State	2005	1-1-0	Penn College	1895	2-0-0	Washington, Mo.	1902	4-0-0
Colorado	1988	0-2-0	Luther	1893	1-0-0	<b>Penn State</b>	<b>1930</b>	<b>12-13-0</b>	Western Michigan	2000	1-2-0
Colorado Teachers	1926	1-0-0	Maine	2008	1-0-0	Pittsburgh	1931	4-3-0	Wilton	1896	2-0-0
Cornell	1891	13-1-0	Marquette	1930	1-1-0	<b>Purdue</b>	<b>1910</b>	<b>37-46-3</b>	<b>Wisconsin</b>	<b>1894</b>	<b>43-44-2</b>
Denver	1927	1-0-0	Maryland	2014	1-1-0	Ripon	1928	1-0-0	Wyoming	1953	2-0-0
Denver Athletic Club	1893	0-1-0	Miami, Fla.	1950	0-4-0	Rush	1898	1-1-0	Yale	1922	1-0-0
Des Moines	1905	1-0-0	<b>Miami, OH</b>	<b>2001</b>	<b>3-0-0</b>	<b>Rutgers</b>	<b>2016</b>	<b>0-0-0</b>			
Des Moines YMCA	1896	1-0-0	<b>Michigan</b>	<b>1900</b>	<b>14-41-4</b>	St. Louis	1905	2-1-0			

2016 opponents listed in boldface

**Air Force (Series tied, 0-0-1)**

10/04/1958 \_\_\_\_ T \_\_\_\_ 13-13 \_\_\_\_\_ home

**Akron (Iowa leads, 1-0)**

8/31/2002 \_\_\_\_ W \_\_\_\_ 57-21 \_\_\_\_\_ home

**Arkansas (Iowa leads, 1-0)**

10/03/1925 \_\_\_\_ W \_\_\_\_ 25-0 \_\_\_\_\_ home

**Arkansas State (Iowa leads, 1-0)**

10/03/09 \_\_\_\_ W \_\_\_\_ 24-21 \_\_\_\_\_ home

**Arizona (Iowa trails, 6-7)**

9/17/1966 \_\_\_\_ W \_\_\_\_ 31-20 \_\_\_\_\_ home

10/04/1969 \_\_\_\_ W \_\_\_\_ 31-19 \_\_\_\_\_ home

10/03/1970 \_\_\_\_ L \_\_\_\_ 10-17 \_\_\_\_\_ away

10/06/1973 \_\_\_\_ L \_\_\_\_ 20-23 \_\_\_\_\_ home

9/24/1977 \_\_\_\_ L \_\_\_\_ 7-41 \_\_\_\_\_ home

9/30/1978 \_\_\_\_ L \_\_\_\_ 3-23 \_\_\_\_\_ away

10/04/1980 \_\_\_\_ L \_\_\_\_ 3-5 \_\_\_\_\_ home

9/25/1982 \_\_\_\_ W \_\_\_\_ 17-14 \_\_\_\_\_ away

9/12/1987 \_\_\_\_ W \_\_\_\_ 15-14 \_\_\_\_\_ away

9/07/1996 \_\_\_\_ W \_\_\_\_ 21-20 \_\_\_\_\_ home

9/19/1998 \_\_\_\_ L \_\_\_\_ 11-35 (#16) \_\_\_\_\_ away

9/19/2009 \_\_\_\_ W \_\_\_\_ 27-17 \_\_\_\_\_ home

9/18/2010 \_\_\_\_ L \_\_\_\_ 27-34 (#24) \_\_\_\_\_ away

**Arizona State (Iowa trails, 2-1)**

12/31/1997 \_\_\_\_ L \_\_\_\_ 7-17 (#16) \_\_\_\_ El Paso, TX

9/20/2003 \_\_\_\_ W \_\_\_\_ 21-2 (#16) \_\_\_\_\_ home

9/18/2004 \_\_\_\_ L \_\_\_\_ 7-44 \_\_\_\_\_ away

**Augustana (Iowa leads, 2-0)**

10/20/1894 \_\_\_\_ W \_\_\_\_ 34-0 \_\_\_\_\_ away

9/27/1904 \_\_\_\_ W \_\_\_\_ 33-2 \_\_\_\_\_ home

**Ball State (Iowa leads, 3-0)**

9/03/2005 \_\_\_\_ W \_\_\_\_ 56-0 \_\_\_\_\_ home

9/25/2010 \_\_\_\_ W \_\_\_\_ 45-0 \_\_\_\_\_ home

9/06/2014 \_\_\_\_ W \_\_\_\_ 17-13 \_\_\_\_\_ home

**Berg AAF (Iowa leads, 1-0)**

9/29/1945 \_\_\_\_ W \_\_\_\_ 14-13 \_\_\_\_\_ home

**Boston University (Iowa leads, 1-0)**

11/20/1948 \_\_\_\_ W \_\_\_\_ 34-14 \_\_\_\_\_ away

**Bradley Tech (Iowa leads, 5-0)**

9/27/1930 \_\_\_\_ W \_\_\_\_ 38-12 \_\_\_\_\_ home

10/1/1932 \_\_\_\_ W \_\_\_\_ 31-7 \_\_\_\_\_ home

10/7/1933 \_\_\_\_ W \_\_\_\_ 38-0 \_\_\_\_\_ home

9/28/1935 \_\_\_\_ W \_\_\_\_ 26-0 \_\_\_\_\_ home

10/9/1937 \_\_\_\_ W \_\_\_\_ 14-7 \_\_\_\_\_ home

**Buffalo (Iowa leads, 1-0)**

9/06/2003 \_\_\_\_ W \_\_\_\_ 56-7 \_\_\_\_\_ home

**Butler (Iowa leads, 1-0)**

11/08/1924 \_\_\_\_ W \_\_\_\_ 7-0 \_\_\_\_\_ home

**BYU (Series tied, 0-0-1)**

12/30/1991 \_\_\_\_ T \_\_\_\_ 13-13 \_\_\_\_ San Diego, CA

**California (Iowa leads, 3-1)**

1/01/1959 \_\_\_\_ W \_\_\_\_ 38-12 (#16) Pasadena, CA

9/26/1959 \_\_\_\_ W \_\_\_\_ 42-12 \_\_\_\_\_ away

9/30/1961 \_\_\_\_ W \_\_\_\_ 28-7 \_\_\_\_\_ home

12/31/1993 \_\_\_\_ L \_\_\_\_ 3-37 \_\_\_\_ San Antonio, TX

**Camp Dodge (Series tied, 0-0-1)**

11/23/1918 \_\_\_\_ T \_\_\_\_ 0-0 \_\_\_\_\_ away

**Camp Grant (Iowa leads, 1-0)**

10/10/1942 \_\_\_\_ W \_\_\_\_ 33-16 \_\_\_\_\_ home

**Carleton College (Iowa leads, 1-0)**

9/26/1936 \_\_\_\_ W \_\_\_\_ 14-0 \_\_\_\_\_ home

**Carroll (Iowa leads, 2-0)**

10/30/1926 \_\_\_\_ W \_\_\_\_ 21-0 \_\_\_\_\_ home

9/29/1929 \_\_\_\_ W \_\_\_\_ 46-0 \_\_\_\_\_ home

**Centenary (Iowa trails, 0-1)**

10/11/1930 \_\_\_\_ L \_\_\_\_ 12-19 \_\_\_\_\_ home

**Central Michigan (Iowa leads, 2-1)**

9/03/1994 \_\_\_\_ W \_\_\_\_ 52-21 \_\_\_\_\_ home

9/05/1998 \_\_\_\_ W \_\_\_\_ 38-0 \_\_\_\_\_ home

9/22/2012 \_\_\_\_ L \_\_\_\_ 31-32 \_\_\_\_\_ home

**Chicago (Iowa trails, 3-9-2)**

10/27/1894 \_\_\_\_ T \_\_\_\_ 18-18 \_\_\_\_\_ away

10/10/1896 \_\_\_\_ L \_\_\_\_ 0-6 \_\_\_\_\_ away

10/08/1898 \_\_\_\_ L \_\_\_\_ 0-36 \_\_\_\_\_ away

10/07/1899 \_\_\_\_ T \_\_\_\_ 5-5 \_\_\_\_\_ away

11/02/1900 \_\_\_\_ W \_\_\_\_ 17-0 \_\_\_\_\_ away

10/15/1904 \_\_\_\_ L \_\_\_\_ 0-39 \_\_\_\_\_ away

10/07/1905 \_\_\_\_ L \_\_\_\_ 0-42 \_\_\_\_\_ away

10/19/1912 \_\_\_\_ L \_\_\_\_ 14-34 \_\_\_\_\_ away

10/22/1913 \_\_\_\_ L \_\_\_\_ 6-23 \_\_\_\_\_ away

10/17/1914 \_\_\_\_ L \_\_\_\_ 0-7 \_\_\_\_\_ away

11/15/1919 \_\_\_\_ L \_\_\_\_ 6-9 \_\_\_\_\_ away

10/23/1920 \_\_\_\_ L \_\_\_\_ 0-10 \_\_\_\_\_ away

10/13/1928 \_\_\_\_ W \_\_\_\_ 13-0 \_\_\_\_\_ away

10/15/1938 \_\_\_\_ W \_\_\_\_ 27-14 \_\_\_\_\_ away

**Cincinnati (Iowa leads, 1-0)**

9/15/1990 \_\_\_\_ W \_\_\_\_ 63-10 \_\_\_\_\_ home

**Coe (Iowa leads, 9-0)**

10/21/1892 \_\_\_\_ W \_\_\_\_ 48-0 \_\_\_\_\_ away

10/08/1893 \_\_\_\_ W \_\_\_\_ 56-0 \_\_\_\_\_ away

10/30/1901 \_\_\_\_ W \_\_\_\_ 11-0 \_\_\_\_\_ home

9/29/1903 \_\_\_\_ W \_\_\_\_ 16-0 \_\_\_\_\_ home

9/24/1904 \_\_\_\_ W \_\_\_\_ 17-0 \_\_\_\_\_ home

9/26/1905 \_\_\_\_ W \_\_\_\_ 27-0 \_\_\_\_\_ home

11/10/1906 \_\_\_\_ W \_\_\_\_ 15-12 \_\_\_\_\_ home

10/10/1908 \_\_\_\_ W \_\_\_\_ 92-0 \_\_\_\_\_ home

10/12/1918 \_\_\_\_ W \_\_\_\_ 27-0 \_\_\_\_\_ home

**Colgate (Series tied, 1-1)**

10/12/1935 \_\_\_\_ W \_\_\_\_ 12-6 \_\_\_\_\_ home

10/22/1938 \_\_\_\_ L \_\_\_\_ 0-14 \_\_\_\_\_ home

**Colorado (Iowa trails, 0-2)**

9/17/1988 \_\_\_\_ L \_\_\_\_ 21-24 \_\_\_\_\_ home

9/26/1992 \_\_\_\_ L \_\_\_\_ 12-28 (#10) \_\_\_\_\_ away

**Colorado Teachers (Iowa leads, 1-0)**

10/02/1926 \_\_\_\_ W \_\_\_\_ 24-0 \_\_\_\_\_ home

**Cornell (Iowa leads, 13-1)**

10/24/1891 \_\_\_\_ W \_\_\_\_ 64-6 \_\_\_\_\_ home

10/13/1894 \_\_\_\_ W \_\_\_\_ 60-0 \_\_\_\_\_ away

9/27/1903 \_\_\_\_ W \_\_\_\_ 6-0 \_\_\_\_\_ home

10/01/1904 \_\_\_\_ W \_\_\_\_ 88-0 \_\_\_\_\_ home

10/09/1909 \_\_\_\_ W \_\_\_\_ 3-0 \_\_\_\_\_ home

10/21/1911 \_\_\_\_ L \_\_\_\_ 0-3 \_\_\_\_\_ away

10/12/1912 \_\_\_\_ W \_\_\_\_ 31-0 \_\_\_\_\_ home

10/15/1913 \_\_\_\_ W \_\_\_\_ 76-0 \_\_\_\_\_ home

10/10/1914 \_\_\_\_ W \_\_\_\_ 49-0 \_\_\_\_\_ home

10/02/1915 \_\_\_\_ W \_\_\_\_ 33-0 \_\_\_\_\_ away

10/07/1916 \_\_\_\_ W \_\_\_\_ 31-6 \_\_\_\_\_ home

10/06/1917 \_\_\_\_ W \_\_\_\_ 22-13 \_\_\_\_\_ home

10/19/1918 \_\_\_\_ W \_\_\_\_ 34-0 \_\_\_\_\_ home

10/09/1920 \_\_\_\_ W \_\_\_\_ 63-0 \_\_\_\_\_ home

**Denver (Iowa leads, 1-0)**

10/29/1927 \_\_\_\_ W \_\_\_\_ 15-0 \_\_\_\_\_ home

**Denver Athletic Club (Iowa trails, 0-1)**

10/15/1893 \_\_\_\_ L \_\_\_\_ 0-58 \_\_\_\_\_ away

**Des Moines (Iowa leads, 1-0)**

11/11/1905 \_\_\_\_ W \_\_\_\_ 72-0 \_\_\_\_\_ home

**Des Moines YMCA (Iowa leads, 1-0)**

11/21/1896 \_\_\_\_ W \_\_\_\_ 34-0 \_\_\_\_\_ away

**Detroit (Iowa leads, 1-0)**

11/01/1930 \_\_\_\_ W \_\_\_\_ 7-3 \_\_\_\_\_ away

**Doane (Iowa trails, 0-1)**

10/12/1895 \_\_\_\_ L \_\_\_\_ 0-10 \_\_\_\_\_ home

**Drake (Iowa leads, 12-3)**

10/03/1896 \_\_\_\_ W \_\_\_\_ 32-0 \_\_\_\_\_ home

11/13/1897 \_\_\_\_ W \_\_\_\_ 16-0 \_\_\_\_\_ away

10/15/1898 \_\_\_\_ L \_\_\_\_ 5-18 \_\_\_\_\_ home

10/26/1900 \_\_\_\_ W \_\_\_\_ 26-0 \_\_\_\_\_ home

10/11/1901 \_\_\_\_ W \_\_\_\_ 6-5 \_\_\_\_\_ away

10/11/1902 \_\_\_\_ W \_\_\_\_ 12-0 \_\_\_\_\_ away

10/10/1903 \_\_\_\_ W \_\_\_\_ 22-6 \_\_\_\_\_ home

10/06/1904 \_\_\_\_ W \_\_\_\_ 17-0 \_\_\_\_\_ away

11/18/1905 \_\_\_\_ W \_\_\_\_ 44-0 \_\_\_\_\_ home

10/26/1907 \_\_\_\_ W \_\_\_\_ 25-4 \_\_\_\_\_ away

11/14/1908 \_\_\_\_ L \_\_\_\_ 6-12 \_\_\_\_\_ home

11/06/1909 \_\_\_\_ L \_\_\_\_ 14-17 \_\_\_\_\_ away

11/12/1910 \_\_\_\_ W \_\_\_\_ 21-0 \_\_\_\_\_ home

9/27/1941 \_\_\_\_ W \_\_\_\_ 25-8 \_\_\_\_\_ home

9/14/1985 \_\_\_\_ W \_\_\_\_ 58-0 \_\_\_\_\_ home

**Eastern Illinois (Iowa leads, 1-0)**

9/04/1910 \_\_\_\_ W \_\_\_\_ 37-7 \_\_\_\_\_ home

**Florida (Iowa trails, 2-1)**

12/30/1983 \_\_\_\_ L \_\_\_\_ 6-14 (#11) Jacksonville, FL

1/01/2004 \_\_\_\_ W \_\_\_\_ 37-17 (#17) Tampa, FL

1/02/2006 \_\_\_\_ L \_\_\_\_ 24-31 (#16) Tampa, FL

**Florida International (Iowa leads, 1-0)**

9/06/2008 \_\_\_\_ W \_\_\_\_ 42-0 \_\_\_\_\_ home

**George Washington (Series tied, 1-1)**

10/31/1931 \_\_\_\_ W \_\_\_\_ 7-0 \_\_\_\_\_ home

10/28/1932 \_\_\_\_ L \_\_\_\_ 6-21 \_\_\_\_\_ away

**Georgia Tech (Iowa leads, 1-0)**

1/05/2010 \_\_\_\_ W \_\_\_\_ 24-14 (#9) Miami, FL

**Great Lakes (Iowa trails, 0-4)**

11/03/1917 \_\_\_\_ L \_\_\_\_ 14-23 \_\_\_\_\_ away

9/28/1918 \_\_\_\_ L \_\_\_\_ 0-10 \_\_\_\_\_ home

10/03/1942 \_\_\_\_ L \_\_\_\_ 0-25 \_\_\_\_\_ home

9/25/1943 \_\_\_\_ L \_\_\_\_ 7-21 \_\_\_\_\_ away

**Grinnell (Iowa leads, 11-5-1)**

11/16/1889 \_\_\_\_ L \_\_\_\_ 0-24 \_\_\_\_\_ away

10/18/1890 \_\_\_\_ L \_\_\_\_ 6-11 \_\_\_\_\_ home

11/07/1891 \_\_\_\_ L \_\_\_\_ 4-6 \_\_\_\_\_ away

11/16/1892 \_\_\_\_ W \_\_\_\_ 18-12 \_\_\_\_\_ home

11/11/1893 \_\_\_\_ L \_\_\_\_ 14-36 \_\_\_\_\_ away

11/10/1894 \_\_\_\_ W \_\_\_\_ 6-0 \_\_\_\_\_ home

11/14/1896 \_\_\_\_ W \_\_\_\_ 15-6 \_\_\_\_\_ away

11/20/1897 \_\_\_\_ W \_\_\_\_ 16-12 \_\_\_\_\_ home

11/12/1898 \_\_\_\_ T \_\_\_\_ 5-5 \_\_\_\_\_ away

11/11/1899 \_\_\_\_ W \_\_\_\_ 16-0 \_\_\_\_\_ home

11/16/1900 \_\_\_\_ W \_\_\_\_ 63-2 \_\_\_\_\_ home

11/16/1901 \_\_\_\_ W \_\_\_\_ 17-11 \_\_\_\_\_ home

10/24/1903 \_\_\_\_ W \_\_\_\_ 17-0 \_\_\_\_\_ away

11/12/1904 \_\_\_\_ W \_\_\_\_ 69-0 \_\_\_\_\_ home

11/04/1905 \_\_\_\_ W \_\_\_\_ 46-0 \_\_\_\_\_ home

10/14/1916 \_\_\_\_ W \_\_\_\_ 17-7 \_\_\_\_\_ home

10/20/1917 \_\_\_\_ L \_\_\_\_ 0-10 \_\_\_\_\_ home

**Hawai'i (Iowa leads, 3-1)**

10/20/1956 \_\_\_\_ W \_\_\_\_ 34-0 \_\_\_\_\_ home

12/01/1984 \_\_\_\_ W \_\_\_\_ 17-6 \_\_\_\_\_ away

9/03/1988 \_\_\_\_ L \_\_\_\_ 24-27 \_\_\_\_\_ away

9/07/1991 \_\_\_\_ W \_\_\_\_ 53-10 \_\_\_\_\_ home

**Idaho (Iowa leads 1-0)**

9/26/1964 \_\_\_\_ W \_\_\_\_ 34-24 \_\_\_\_\_ home



**Illinois (Iowa trails, 31-38-2)**

11/30/1899	W	58-0	away
11/09/1901	L	0-27	home
11/27/1902	L	0-80	away
11/21/1903	W	12-0	home
11/19/1904	L	0-29	away
11/09/1907	W	25-12	home
11/07/1908	L	0-22	away
10/26/1918	L	0-19	home
10/18/1919	L	7-9	away
10/23/1920	L	3-20	away
10/15/1921	W	14-2	home
10/21/1922	W	8-7	away
10/20/1923	L	6-9	home
11/01/1924	L	0-36	away
10/17/1925	W	12-10	home
10/16/1926	L	6-13	away
11/05/1927	L	0-14	home
10/20/1929	T	7-7	home
10/26/1935	W	19-0	away
10/17/1936	T	0-0	home
11/23/1940	W	18-7	home
11/08/1941	W	21-0	away
10/17/1942	L	7-12 (#5)	home
11/06/1943	L	10-19	home
10/14/1944	L	6-40 (#14)	away
11/10/1945	L	7-48	away
11/02/1946	L	0-7 (#11)	home
10/04/1947	L	12-35	home
11/06/1948	L	0-14	away
10/08/1949	L	14-20	home
11/11/1950	L	7-21 (#10)	home
11/10/1951	L	13-40 (#2)	away
11/08/1952	L	13-33	home
11/25/1967	L	19-21	home
11/23/1968	W	37-13	away
11/22/1969	W	40-0	away
11/21/1970	W	22-16	home
11/20/1971	L	0-31	away
11/25/1972	W	15-14	home
10/27/1973	L	0-50	away
10/26/1974	W	14-12	home
9/11/1975	L	12-27	home
9/11/1976	L	6-24	away
10/06/1979	W	13-7	away
10/11/1980	L	14-20	home
10/31/1981	L	7-24	away
10/30/1982	W	14-13	home
10/01/1983	L	0-33	away
9/29/1984	W	21-16	home
11/09/1985	W	59-0	home
11/08/1986	L	16-20	away
11/04/1989	L	7-31 (#8)	home
11/03/1990	W	54-28 (#5)	away
10/19/1991	W	24-21 (#13)	home
10/17/1992	W	24-14	away
10/16/1993	L	3-49	home
10/15/1994	L	7-47	away
11/04/1995	L	7-26	home
11/02/1996	W	31-21	away
9/27/1997	W	38-10	home
9/26/1998	W	37-14	away
11/06/1999	L	24-40	home
10/14/2000	L	0-31	away
11/01/2003	W	41-10	home
10/30/2004	W	23-13	away
10/01/2005	W	35-7	home
9/23/2006	W	24-7	away
10/13/2007	W	10-6 (#18)	home
11/01/2008	L	24-27	away
11/15/2014	W	30-14	away
10/10/2015	W	29-20	home

**Illinois State (Iowa leads, 1-0-0)**

9/5/2015	W	31-14	home
----------	---	-------	------

<b>Indiana (Iowa leads, 44-28-4)</b>			
11/09/1912	W	13-6	away
11/08/1913	W	60-0	home
10/02/1920	W	17-7	away
11/12/1921	W	41-0	home
10/17/1931	T	0-0	home
10/15/1932	L	0-12	away
11/03/1934	T	0-0	away
11/02/1935	T	6-6	home
10/31/1936	L	6-13	away
11/13/1937	L	0-3 (#17)	home
11/12/1938	L	3-7	away
10/07/1939	W	32-29	home
10/19/1940	L	6-10	away
11/01/1941	W	13-7	home
10/24/1942	W	14-13	away
10/16/1943	T	7-7	home
10/28/1944	L	0-32 (#17)	away
10/20/1945	L	20-52 (#8)	home
10/19/1946	W	13-0 (#18)	away
10/11/1947	W	27-14	home
10/02/1948	L	0-7	away
10/15/1949	W	35-9	home
10/07/1950	L	7-20	away
10/04/1952	L	13-20	away
10/24/1953	W	19-13	home
10/23/1954	W	27-14	away
10/08/1955	W	20-6	home
9/29/1956	W	27-0	away
10/12/1957	W	47-7	away
10/11/1958	W	34-13	home
10/14/1961	W	27-8	home
10/13/1962	W	14-10	away
10/12/1963	W	37-26	home
10/10/1964	W	21-20	away
10/30/1965	L	17-21	away
10/29/1966	W	20-19	home
10/14/1967	L	17-21	away
10/12/1968	L	34-38	home
11/08/1969	W	28-17	away
11/07/1970	W	42-13	home
11/13/1971	L	7-14	home
11/18/1972	L	8-16	away
10/18/1975	W	20-10	away
10/16/1976	L	7-14	home
11/05/1977	L	21-24	home
11/11/1978	L	14-34	away
9/08/1979	L	26-30	home
9/13/1980	W	16-7	away
10/10/1981	W	42-28	home
10/09/1982	W	24-20	away
10/29/1983	W	49-3	home
10/27/1984	W	24-20	away
10/31/1987	W	29-21 (#11)	home
10/29/1988	L	34-45	away
11/09/1991	W	38-21 (#25)	home
11/07/1992	W	14-0	away
10/09/1993	L	10-16	away
10/08/1994	L	20-27	home
10/14/1995	W	22-13	home
10/12/1996	W	31-10	away
10/25/1997	W	62-0	home
10/17/1998	L	7-14	away
10/23/1999	L	31-38	home
9/30/2000	L	33-45	away
10/20/2001	W	42-28	home
10/19/2002	W	24-8	away
10/15/2005	W	38-21	home
10/14/2006	L	28-31	away
9/29/2007	L	20-38	home

10/11/2008	W	45-9	away
10/31/2009	W	42-24	home
11/06/2010	W	18-13	away
10/22/2011	W	45-24	home
11/03/2012	L	21-24	away
10/11/2014	W	45-29	home
11/7/2015	W	35-27	away

**Iowa Preflight (Iowa trails, 0-2)**

10/09/1943	L	0-25	home
11/25/1944	L	6-30	home

**Iowa State (Iowa leads, 41-22)**

10/01/1894	L	8-16	home
10/26/1895	L	0-24	home
10/05/1897	L	0-6	home
10/28/1899	W	5-0	home
10/18/1901	W	12-0	home
11/01/1902	W	12-6	home
10/29/1904	W	10-6	home
11/24/1905	W	8-0	away
11/23/1906	L	0-2	home
11/24/1907	L	14-20	away
11/13/1909	W	16-0	home
11/05/1910	W	2-0	away
11/18/1911	L	0-9	home
11/16/1912	W	20-7	away
11/15/1913	W	45-7	home
11/14/1914	W	26-6	away
11/13/1915	L	0-16	home
11/18/1916	W	19-16	away
11/24/1917	W	6-3	home
11/09/1918	W	21-0	home
11/22/1919	W	10-0	home
11/20/1920	W	14-10	away
11/04/1933	W	27-7	home
10/20/1934	L	6-31	away
9/17/1977	W	12-10	home
9/23/1978	L	0-31 (#20)	home
9/29/1979	W	30-14	home
9/27/1980	L	7-10	home
9/19/1981	L	12-23	away
9/18/1982	L	7-19	home
9/10/1983	W	51-10	away
9/08/1984	W	59-21	home
9/28/1985	W	57-3	away
9/13/1986	W	43-7	home
9/19/1987	W	48-9	away
9/24/1988	W	10-3	home
9/23/1989	W	31-21	away
9/22/1990	W	45-35	home
9/14/1991	W	29-10	away
9/12/1992	W	21-7	home
9/11/1993	W	31-28	away
9/10/1994	W	37-9	home
9/16/1995	W	27-10	away
9/14/1996	W	38-13	home
9/20/1997	W	63-20	away
9/12/1998	L	9-27	home
9/11/1999	L	10-17	away
9/16/2000	L	14-24	home
11/24/2001	L	14-17	away
9/14/2002	L	31-36	home
9/13/2003	W	40-21	away
9/11/2004	W	17-10	home
9/10/2005	L	3-23	away
9/16/2006	W	27-17	home
9/15/2007	L	13-15	away
9/13/2008	W	17-5	home
9/12/2009	W	35-3	away
9/11/2010	W	35-7	home
9/10/2011	L	41-44 (3OT)	away
9/08/2012	L	6-9	home
9/14/2013	W	27-21	away

9/13/2014 \_\_\_\_ L \_\_\_\_ 17-20 \_\_\_\_ home  
 9/12/2015 \_\_\_\_ W \_\_\_\_ 31-17 \_\_\_\_ away

**Iowa Wesleyan (Iowa leads, 1-0)**

11/01/1890 \_\_\_\_ W \_\_\_\_ 91-0 \_\_\_\_ away

**Kansas (Iowa trails, 4-6)**

12/05/1891 \_\_\_\_ W \_\_\_\_ 18-14 \_\_\_\_ away  
 11/05/1892 \_\_\_\_ L \_\_\_\_ 4-24 \_\_\_\_ away  
 11/04/1893 \_\_\_\_ L \_\_\_\_ 24-35 \_\_\_\_ away  
 11/03/1894 \_\_\_\_ W \_\_\_\_ 14-12 \_\_\_\_ home  
 11/02/1895 \_\_\_\_ L \_\_\_\_ 0-54 \_\_\_\_ away  
 10/26/1896 \_\_\_\_ W \_\_\_\_ 6-0 \_\_\_\_ home  
 10/30/1897 \_\_\_\_ L \_\_\_\_ 0-56 \_\_\_\_ away  
 11/21/1908 \_\_\_\_ L \_\_\_\_ 5-10 \_\_\_\_ home  
 11/20/1909 \_\_\_\_ L \_\_\_\_ 7-20 \_\_\_\_ away  
 10/29/1960 \_\_\_\_ W \_\_\_\_ 21-7 (#19) \_\_\_\_ home

**Kansas State (Iowa leads, 5-1)**

9/29/1951 \_\_\_\_ W \_\_\_\_ 16-0 \_\_\_\_ home  
 9/24/1955 \_\_\_\_ W \_\_\_\_ 28-7 \_\_\_\_ home  
 10/31/1959 \_\_\_\_ W \_\_\_\_ 53-0 \_\_\_\_ home  
 9/26/1987 \_\_\_\_ W \_\_\_\_ 38-13 \_\_\_\_ home  
 9/10/1988 \_\_\_\_ W \_\_\_\_ 45-10 \_\_\_\_ away  
 8/26/2000 \_\_\_\_ L \_\_\_\_ 7-27 (#8) Kansas City, MO

**Kent State (Iowa leads, 2-0)**

9/01/2001 \_\_\_\_ W \_\_\_\_ 51-0 \_\_\_\_ home  
 9/04/2004 \_\_\_\_ W \_\_\_\_ 39-7 \_\_\_\_ home

**Knox (Iowa leads, 6-0-1)**

10/29/1892 \_\_\_\_ W \_\_\_\_ 44-0 \_\_\_\_ home  
 10/01/1898 \_\_\_\_ T \_\_\_\_ 0-0 \_\_\_\_ away  
 11/18/1899 \_\_\_\_ W \_\_\_\_ 33-0 \_\_\_\_ away  
 11/02/1901 \_\_\_\_ W \_\_\_\_ 23-6 \_\_\_\_ home  
 10/01/1921 \_\_\_\_ W \_\_\_\_ 52-14 \_\_\_\_ home  
 10/07/1922 \_\_\_\_ W \_\_\_\_ 61-0 \_\_\_\_ home  
 10/06/1923 \_\_\_\_ W \_\_\_\_ 44-3 \_\_\_\_ home

**Lawrence (Iowa leads, 1-0)**

10/18/1924 \_\_\_\_ W \_\_\_\_ 13-5 \_\_\_\_ home

**Louisiana Monroe (Iowa leads, 1-0)**

9/24/2011 \_\_\_\_ W \_\_\_\_ 45-17 \_\_\_\_ home

**LSU (Series tied, 1-1)**

1/01/2005 \_\_\_\_ W \_\_\_\_ 30-25 (#12) \_\_\_\_ Orlando, FL  
 1/01/2014 \_\_\_\_ L \_\_\_\_ 14-21 (#14) \_\_\_\_ Tampa, FL

**Luther (Iowa leads, 1-0)**

10/22/1893 \_\_\_\_ W \_\_\_\_ 32-0 \_\_\_\_ home

**Maine (Iowa leads, 1-0)**

8/30/2008 \_\_\_\_ W \_\_\_\_ 46-3 \_\_\_\_ home

**Marquette (Series tied, 1-1)**

11/08/1930 \_\_\_\_ L \_\_\_\_ 0-7 \_\_\_\_ away  
 9/25/1948 \_\_\_\_ W \_\_\_\_ 14-12 \_\_\_\_ home

**Maryland (Series tied, 1-1)**

10/18/2014 \_\_\_\_ L \_\_\_\_ 31-38 \_\_\_\_ away  
 10/31/2015 \_\_\_\_ W \_\_\_\_ 31-15 \_\_\_\_ home

**Miami, OH (Iowa leads 3-0)**

9/08/2001 \_\_\_\_ W \_\_\_\_ 44-19 \_\_\_\_ home  
 9/07/2002 \_\_\_\_ W \_\_\_\_ 29-24 \_\_\_\_ away  
 8/30/2003 \_\_\_\_ W \_\_\_\_ 21-3 \_\_\_\_ home

**Miami, FL (Iowa trails, 0-4)**

11/24/1950 \_\_\_\_ L \_\_\_\_ 6-14 (#14) \_\_\_\_ away  
 11/18/1966 \_\_\_\_ L \_\_\_\_ 0-44 \_\_\_\_ away  
 9/29/1990 \_\_\_\_ L \_\_\_\_ 21-48 (#10) \_\_\_\_ away  
 9/05/1992 \_\_\_\_ L \_\_\_\_ 7-24 (#1) \_\_\_\_ home

**Michigan (Iowa trails, 14-41-4)**

11/10/1900 \_\_\_\_ W \_\_\_\_ 28-5 \_\_\_\_ away  
 11/28/1901 \_\_\_\_ L \_\_\_\_ 0-50 \_\_\_\_ away  
 11/08/1902 \_\_\_\_ L \_\_\_\_ 0-107 \_\_\_\_ away  
 11/03/1923 \_\_\_\_ L \_\_\_\_ 3-9 \_\_\_\_ home

11/01/1924 \_\_\_\_ W \_\_\_\_ 9-2 \_\_\_\_ away  
 11/22/1928 \_\_\_\_ L \_\_\_\_ 7-10 \_\_\_\_ away  
 11/23/1929 \_\_\_\_ T \_\_\_\_ 0-0 \_\_\_\_ away  
 11/11/1933 \_\_\_\_ L \_\_\_\_ 6-10 \_\_\_\_ away  
 10/23/1937 \_\_\_\_ L \_\_\_\_ 6-7 \_\_\_\_ home  
 10/14/1939 \_\_\_\_ L \_\_\_\_ 7-27 \_\_\_\_ away  
 10/04/1941 \_\_\_\_ L \_\_\_\_ 0-6 \_\_\_\_ away  
 11/28/1942 \_\_\_\_ L \_\_\_\_ 14-28 (#9) \_\_\_\_ away  
 10/05/1946 \_\_\_\_ L \_\_\_\_ 7-14 \_\_\_\_ away  
 10/20/1951 \_\_\_\_ L \_\_\_\_ 0-21 \_\_\_\_ home  
 10/10/1953 \_\_\_\_ L \_\_\_\_ 13-14 (#5) \_\_\_\_ away  
 10/09/1954 \_\_\_\_ L \_\_\_\_ 13-14 (#11) \_\_\_\_ away  
 10/29/1955 \_\_\_\_ L \_\_\_\_ 21-33 (#3) \_\_\_\_ away  
 11/03/1956 \_\_\_\_ L \_\_\_\_ 14-17 (#17) \_\_\_\_ home  
 11/02/1957 \_\_\_\_ T \_\_\_\_ 21-21 (#12) \_\_\_\_ away  
 11/01/1958 \_\_\_\_ W \_\_\_\_ 37-14 \_\_\_\_ away  
 11/18/1961 \_\_\_\_ L \_\_\_\_ 14-23 \_\_\_\_ away  
 11/17/1962 \_\_\_\_ W \_\_\_\_ 28-14 \_\_\_\_ home  
 11/16/1963 \_\_\_\_ T \_\_\_\_ 21-21 \_\_\_\_ away  
 11/14/1964 \_\_\_\_ L \_\_\_\_ 20-34 (#6) \_\_\_\_ home  
 11/15/1969 \_\_\_\_ L \_\_\_\_ 6-51 (#14) \_\_\_\_ home  
 11/14/1970 \_\_\_\_ L \_\_\_\_ 0-55 (#5) \_\_\_\_ away  
 11/06/1971 \_\_\_\_ L \_\_\_\_ 7-63 (#3) \_\_\_\_ away  
 11/11/1972 \_\_\_\_ L \_\_\_\_ 0-31 (#4) \_\_\_\_ home  
 9/15/1973 \_\_\_\_ L \_\_\_\_ 7-31 (#5) \_\_\_\_ home  
 9/14/1974 \_\_\_\_ L \_\_\_\_ 7-24 (#6) \_\_\_\_ away  
 10/29/1977 \_\_\_\_ L \_\_\_\_ 6-23 (#6) \_\_\_\_ away  
 11/04/1978 \_\_\_\_ L \_\_\_\_ 0-34 (#8) \_\_\_\_ home  
 10/17/1981 \_\_\_\_ W \_\_\_\_ 9-7 (#5) \_\_\_\_ away  
 10/16/1982 \_\_\_\_ L \_\_\_\_ 7-29 \_\_\_\_ home  
 10/22/1983 \_\_\_\_ L \_\_\_\_ 13-16 (#10) \_\_\_\_ away  
 10/20/1984 \_\_\_\_ W \_\_\_\_ 26-0 \_\_\_\_ home  
 10/19/1985 \_\_\_\_ W \_\_\_\_ 12-10 (#2) \_\_\_\_ home  
 10/18/1986 \_\_\_\_ L \_\_\_\_ 17-20 (#4) \_\_\_\_ away  
 10/17/1987 \_\_\_\_ L \_\_\_\_ 10-37 \_\_\_\_ away  
 10/15/1988 \_\_\_\_ T \_\_\_\_ 17-17 (#15) \_\_\_\_ home  
 10/21/1989 \_\_\_\_ L \_\_\_\_ 12-26 (#5) \_\_\_\_ home  
 10/20/1990 \_\_\_\_ W \_\_\_\_ 24-23 (#10) \_\_\_\_ away  
 10/05/1991 \_\_\_\_ L \_\_\_\_ 24-43 (#7) \_\_\_\_ home  
 10/03/1992 \_\_\_\_ L \_\_\_\_ 28-52 (#4) \_\_\_\_ away  
 10/02/1993 \_\_\_\_ L \_\_\_\_ 7-24 (#8) \_\_\_\_ away  
 10/01/1994 \_\_\_\_ L \_\_\_\_ 14-29 (#7) \_\_\_\_ home  
 10/18/1997 \_\_\_\_ L \_\_\_\_ 24-28 (#5) \_\_\_\_ away  
 10/03/1998 \_\_\_\_ L \_\_\_\_ 9-12 (#25) \_\_\_\_ home  
 10/27/2001 \_\_\_\_ L \_\_\_\_ 26-32 (#8) \_\_\_\_ home  
 10/26/2002 \_\_\_\_ W \_\_\_\_ 34-9 (#8) \_\_\_\_ away  
 10/04/2003 \_\_\_\_ W \_\_\_\_ 30-27 (#9) \_\_\_\_ home  
 9/25/2004 \_\_\_\_ L \_\_\_\_ 17-30 (#18) \_\_\_\_ away  
 10/22/2005 \_\_\_\_ L \_\_\_\_ 20-23 (OT) \_\_\_\_ home  
 10/21/2006 \_\_\_\_ L \_\_\_\_ 6-20 (#2) \_\_\_\_ away  
 10/10/2009 \_\_\_\_ W \_\_\_\_ 30-28 \_\_\_\_ home  
 10/16/2010 \_\_\_\_ W \_\_\_\_ 38-28 \_\_\_\_ away  
 11/05/2011 \_\_\_\_ W \_\_\_\_ 24-16 (#13) \_\_\_\_ home  
 11/17/2012 \_\_\_\_ L \_\_\_\_ 17-42 (#23) \_\_\_\_ away  
 11/23/2013 \_\_\_\_ W \_\_\_\_ 24-21 \_\_\_\_ home

**Michigan State (Iowa leads, 23-21-2)**

9/26/1953 \_\_\_\_ L \_\_\_\_ 7-21 (#2) \_\_\_\_ home  
 9/25/1954 \_\_\_\_ W \_\_\_\_ 14-10 (#7) \_\_\_\_ home  
 10/10/1959 \_\_\_\_ W \_\_\_\_ 37-8 \_\_\_\_ home  
 10/08/1960 \_\_\_\_ W \_\_\_\_ 27-15 (#13) \_\_\_\_ away  
 11/06/1965 \_\_\_\_ L \_\_\_\_ 0-35 (#1) \_\_\_\_ home  
 11/05/1966 \_\_\_\_ L \_\_\_\_ 7-56 (#2) \_\_\_\_ away  
 10/25/1969 \_\_\_\_ W \_\_\_\_ 19-18 \_\_\_\_ home  
 10/24/1970 \_\_\_\_ L \_\_\_\_ 0-37 \_\_\_\_ away  
 10/23/1971 \_\_\_\_ L \_\_\_\_ 3-34 \_\_\_\_ away  
 10/28/1972 \_\_\_\_ T \_\_\_\_ 6-6 \_\_\_\_ home  
 11/24/1973 \_\_\_\_ L \_\_\_\_ 6-15 \_\_\_\_ home  
 11/23/1974 \_\_\_\_ L \_\_\_\_ 21-60 (#14) \_\_\_\_ away  
 11/22/1975 \_\_\_\_ L \_\_\_\_ 23-27 \_\_\_\_ home  
 11/20/1976 \_\_\_\_ W \_\_\_\_ 30-17 \_\_\_\_ away  
 11/19/1977 \_\_\_\_ L \_\_\_\_ 16-22 \_\_\_\_ home  
 11/25/1978 \_\_\_\_ L \_\_\_\_ 7-42 (#14) \_\_\_\_ away

11/17/1979 \_\_\_\_ W \_\_\_\_ 33-23 \_\_\_\_ home  
 11/22/1980 \_\_\_\_ W \_\_\_\_ 41-0 \_\_\_\_ away  
 11/21/1981 \_\_\_\_ W \_\_\_\_ 36-7 \_\_\_\_ home  
 11/20/1982 \_\_\_\_ W \_\_\_\_ 24-18 \_\_\_\_ away  
 11/12/1983 \_\_\_\_ W \_\_\_\_ 12-6 \_\_\_\_ away  
 11/10/1984 \_\_\_\_ L \_\_\_\_ 16-17 \_\_\_\_ home  
 10/05/1985 \_\_\_\_ W \_\_\_\_ 35-31 \_\_\_\_ home  
 10/04/1986 \_\_\_\_ W \_\_\_\_ 24-21 (#17) \_\_\_\_ away  
 10/03/1987 \_\_\_\_ L \_\_\_\_ 14-19 \_\_\_\_ home  
 10/01/1988 \_\_\_\_ T \_\_\_\_ 10-10 \_\_\_\_ away  
 10/07/1989 \_\_\_\_ L \_\_\_\_ 14-17 (#24) \_\_\_\_ home  
 10/06/1990 \_\_\_\_ W \_\_\_\_ 12-7 (#18) \_\_\_\_ away  
 10/23/1993 \_\_\_\_ L \_\_\_\_ 10-24 (#24) \_\_\_\_ away  
 10/22/1994 \_\_\_\_ W \_\_\_\_ 19-14 \_\_\_\_ home  
 10/07/1995 \_\_\_\_ W \_\_\_\_ 21-7 \_\_\_\_ away  
 10/05/1996 \_\_\_\_ W \_\_\_\_ 37-30 \_\_\_\_ home  
 10/02/1999 \_\_\_\_ L \_\_\_\_ 3-49 (#14) \_\_\_\_ away  
 10/07/2000 \_\_\_\_ W \_\_\_\_ 21-16 \_\_\_\_ home  
 10/13/2001 \_\_\_\_ L \_\_\_\_ 28-31 \_\_\_\_ away  
 10/12/2002 \_\_\_\_ W \_\_\_\_ 44-16 \_\_\_\_ home  
 9/27/2003 \_\_\_\_ L \_\_\_\_ 10-20 \_\_\_\_ away  
 10/02/2004 \_\_\_\_ W \_\_\_\_ 38-16 \_\_\_\_ home  
 10/27/2007 \_\_\_\_ W \_\_\_\_ 34-27 (2 OT) \_\_\_\_ home  
 10/04/2008 \_\_\_\_ L \_\_\_\_ 13-16 \_\_\_\_ away  
 10/24/2009 \_\_\_\_ W \_\_\_\_ 15-13 \_\_\_\_ away  
 10/30/2010 \_\_\_\_ W \_\_\_\_ 37-6 (#5) \_\_\_\_ home  
 11/12/2011 \_\_\_\_ L \_\_\_\_ 21-37 (#13) \_\_\_\_ home  
 10/13/2012 \_\_\_\_ W \_\_\_\_ 19-16 (2 OT) \_\_\_\_ away  
 10/05/2013 \_\_\_\_ L \_\_\_\_ 14-26 \_\_\_\_ home  
 12/5/2015 \_\_\_\_ L \_\_\_\_ 13-16 (#5) Indianapolis, IN

**Minnesota (Iowa trails, 45-62-2)**

11/02/1891 \_\_\_\_ L \_\_\_\_ 4-42 \_\_\_\_ home  
 10/26/1901 \_\_\_\_ L \_\_\_\_ 0-16 \_\_\_\_ away  
 10/25/1902 \_\_\_\_ L \_\_\_\_ 0-34 \_\_\_\_ home  
 10/17/1903 \_\_\_\_ L \_\_\_\_ 0-75 \_\_\_\_ away  
 11/24/1904 \_\_\_\_ L \_\_\_\_ 0-11 \_\_\_\_ home  
 10/21/1905 \_\_\_\_ L \_\_\_\_ 0-39 \_\_\_\_ away  
 10/02/1909 \_\_\_\_ L \_\_\_\_ 0-41 \_\_\_\_ away  
 10/28/1911 \_\_\_\_ L \_\_\_\_ 6-24 \_\_\_\_ away  
 10/26/1912 \_\_\_\_ L \_\_\_\_ 7-56 \_\_\_\_ away  
 10/24/1914 \_\_\_\_ L \_\_\_\_ 0-7 \_\_\_\_ home  
 10/23/1915 \_\_\_\_ L \_\_\_\_ 13-51 \_\_\_\_ away  
 11/04/1916 \_\_\_\_ L \_\_\_\_ 0-67 \_\_\_\_ away  
 11/02/1918 \_\_\_\_ W \_\_\_\_ 6-0 \_\_\_\_ home  
 10/25/1919 \_\_\_\_ W \_\_\_\_ 9-6 \_\_\_\_ away  
 11/13/1920 \_\_\_\_ W \_\_\_\_ 28-7 \_\_\_\_ home  
 11/05/1921 \_\_\_\_ W \_\_\_\_ 41-7 \_\_\_\_ away  
 11/11/1922 \_\_\_\_ W \_\_\_\_ 28-14 \_\_\_\_ home  
 11/17/1923 \_\_\_\_ L \_\_\_\_ 7-20 \_\_\_\_ away  
 10/25/1924 \_\_\_\_ W \_\_\_\_ 13-0 \_\_\_\_ home  
 11/14/1925 \_\_\_\_ L \_\_\_\_ 0-33 \_\_\_\_ away  
 11/06/1926 \_\_\_\_ L \_\_\_\_ 0-41 \_\_\_\_ home  
 10/22/1927 \_\_\_\_ L \_\_\_\_ 0-38 \_\_\_\_ away  
 10/24/1928 \_\_\_\_ W \_\_\_\_ 7-6 \_\_\_\_ home  
 11/09/1929 \_\_\_\_ W \_\_\_\_ 9-7 \_\_\_\_ home  
 10/24/1931 \_\_\_\_ L \_\_\_\_ 0-34 \_\_\_\_ away  
 10/22/1932 \_\_\_\_ L \_\_\_\_ 6-21 \_\_\_\_ home  
 10/28/1933 \_\_\_\_ L \_\_\_\_ 7-19 \_\_\_\_ away  
 10/28/1934 \_\_\_\_ L \_\_\_\_ 12-48 \_\_\_\_ home  
 11/09/1935 \_\_\_\_ L \_\_\_\_ 6-13 \_\_\_\_ home  
 11/07/1936 \_\_\_\_ L \_\_\_\_ 0-52 (#2) \_\_\_\_ away  
 11/06/1937 \_\_\_\_ L \_\_\_\_ 10-35 (#14) \_\_\_\_ home  
 11/05/1938 \_\_\_\_ L \_\_\_\_ 0-28 (#12) \_\_\_\_ away  
 11/18/1939 \_\_\_\_ W \_\_\_\_ 13-9 (#20) \_\_\_\_ home  
 10/26/1940 \_\_\_\_ L \_\_\_\_ 6-34 (#6) \_\_\_\_ away  
 11/15/1941 \_\_\_\_ L \_\_\_\_ 13-34 (#1) \_\_\_\_ home  
 11/14/1942 \_\_\_\_ L \_\_\_\_ 7-27 (#16) \_\_\_\_ away  
 11/13/1943 \_\_\_\_ L \_\_\_\_ 14-33 \_\_\_\_ away  
 11/18/1944 \_\_\_\_ L \_\_\_\_ 0-46 \_\_\_\_ home  
 11/17/1945 \_\_\_\_ W \_\_\_\_ 20-19 \_\_\_\_ home  
 11/16/1946 \_\_\_\_ L \_\_\_\_ 6-16 \_\_\_\_ away  
 11/15/1947 \_\_\_\_ W \_\_\_\_ 13-7 (#20) \_\_\_\_ home

11/13/1948	L	21-28 (#14)	home
11/05/1949	L	7-55	away
11/04/1950	W	13-0	away
11/13/1951	T	20-20	home
11/11/1952	L	7-17	away
11/14/1953	W	27-0 (#15)	home
11/13/1954	L	20-22 (#13)	away
11/05/1955	W	26-0	home
11/10/1956	W	7-0 (#6)	away
11/09/1957	W	44-20	home
11/08/1958	W	28-6	away
11/07/1959	W	33-0	home
11/05/1960	L	10-27 (#3)	away
11/11/1961	L	9-16 (#5)	home
11/10/1962	L	0-10 (#10)	away
11/09/1963	W	27-13	home
11/07/1964	L	13-14	away
10/16/1965	L	3-14	home
10/15/1966	L	0-17	away
11/04/1967	L	0-10	home
11/02/1968	W	35-28	away
11/01/1969	L	8-35	home
10/31/1970	T	14-14	away
10/16/1971	L	14-19	home
10/21/1972	L	14-43	away
10/20/1973	L	23-31	home
10/19/1974	L	17-23	away
10/25/1975	L	7-31	home
10/23/1976	W	22-12	away
10/08/1977	W	18-6	home
10/14/1978	L	20-22	away
10/20/1979	L	7-24	home
10/25/1980	L	6-24	away
10/24/1981	L	10-12	home
10/23/1982	W	21-16	away
10/19/1983	W	61-10	home
11/17/1984	L	17-23	away
11/23/1985	W	31-9	home
11/22/1986	W	30-27	away
11/21/1987	W	34-20	home
11/19/1988	W	31-22	away
11/25/1989	L	7-43	home
11/24/1990	L	24-31	away
11/23/1991	W	23-8	home
11/21/1992	L	13-28	away
11/20/1993	W	21-3	home
11/19/1994	W	49-42	away
11/25/1995	W	45-3	home
11/23/1996	W	43-24	away
11/22/1997	W	31-0	home
11/21/1998	L	7-49	away
11/20/1999	L	21-25 (#17)	home
11/18/2000	L	24-27	away
11/17/2001	W	42-24	home
11/16/2002	W	45-21	away
11/15/2003	W	40-22 (#19)	home
11/13/2004	W	29-27	away
11/19/2005	W	52-28	home
11/18/2006	L	24-34	away
11/10/2007	W	21-16	home
11/22/2008	W	55-0	away
11/21/2009	W	12-0	home
11/27/2010	L	24-27	away
10/29/2011	L	21-22	away
9/29/2012	W	31-13	home
9/28/2013	W	23-7	away
11/08/2014	L	14-51	away
11/14/2015	W	40-35	home

**Missouri (Iowa trails, 6-7)**

11/09/1892	L	0-22	away
11/18/1893	W	34-12	home
11/19/1894	L	6-32	away

11/18/1895	L	0-34	away
11/09/1896	W	12-0	away
11/20/1902	L	0-6	away
11/14/1903	W	16-0	away
10/27/1906	W	24-4	home
10/19/1907	W	21-6	home
10/17/1908	L	5-10	away
10/30/1909	L	12-13	home
10/15/1910	L	0-5	away
12/28/2010	W	27-24 (#14)	Tempe, AZ

**Missouri State (Iowa leads, 1-0)**

9/07/2013	W	28-14	home
-----------	---	-------	------

**Monmouth (Iowa leads, 4-0)**

9/30/1905	W	40-0	home
10/01/1927	W	32-6	home
10/07/1928	W	26-0	home
10/06/1929	W	46-0	home

**Montana (Iowa leads, 1-0)**

10/02/1954	W	48-6	home
9/02/2006	W	41-7	home

**Morningside (Iowa leads, 4-0)**

10/24/1908	W	16-0	away
10/02/1910	W	12-0	home
10/14/1911	W	11-5	away
10/09/1915	W	17-6	away

**Nebraska (Iowa trails, 14-29-3)**

11/25/1891	W	22-0	Omaha, NE
11/24/1892	T	10-10	Omaha, NE
11/25/1893	L	18-20	Omaha, NE
11/29/1894	L	0-36	Omaha, NE
11/19/1895	L	0-6	Omaha, NE
11/26/1896	T	0-0	Omaha, NE
11/28/1896	W	6-0	Omaha, NE
11/25/1897	L	0-6	Council Bluffs, IA
11/24/1898	W	6-5	Council Bluffs, IA
11/04/1899	W	30-0	Omaha, NE
10/31/1903	L	6-17	home
11/05/1904	L	6-17	away
10/31/1908	L	8-11	home
10/23/1909	T	6-6	away
11/22/1913	L	0-12	away
11/21/1914	L	7-16	home
11/20/1915	L	7-52	away
11/25/1916	L	17-34	home
10/13/1917	L	0-47	away
10/05/1918	W	12-0	away
10/04/1919	W	18-0	home
11/22/1930	W	12-7	home
11/07/1931	L	0-7	away
11/05/1932	L	13-14	home
11/25/1933	L	6-7	away
10/14/1934	L	13-14	away
11/20/1937	L	0-28 (#11)	away
11/19/1938	L	0-14	home
11/09/1940	L	6-14 (#12)	away
11/22/1941	L	13-14	away
9/26/1942	W	27-0	home
11/20/1943	W	33-13	away
11/04/1944	W	27-6	home
11/24/1945	L	6-13	away
10/12/1946	W	21-7	home
9/22/1979	L	21-24 (#7)	home
9/20/1980	L	0-57 (#6)	away
9/12/1981	W	10-7 (#7)	home
9/11/1982	L	7-42 (#3)	away
9/04/1999	L	7-42 (#5)	home
9/23/2000	L	13-42 (#1)	away
11/25/2011	L	7-20 (#22)	away
11/23/2012	L	7-13 (#17)	home
11/29/2013	W	38-17	away

11/28/2014	L	34-37 (OT)	home
11/27/2015	W	28-20	away

**New Mexico State (Iowa leads, 1-0)**

9/30/1995	W	59-21	home
-----------	---	-------	------

**North Carolina State (Iowa trails, 0-3)**

11/20/1965	L	20-28	home
12/31/1988	L	23-28	Atlanta, GA
8/29/1992	L	14-24	E. Rutherford, NJ

**North Dakota (Iowa leads, 1-0)**

10/09/1926	W	40-7	home
------------	---	------	------

**North Dakota State (Iowa leads, 2-0)**

9/21/1946	W	39-0	home
9/20/1947	W	59-0	home

**North Texas (Iowa leads, 1-0)**

9/26/2015	W	62-16	home
-----------	---	-------	------

**Northern Illinois (Iowa leads, 8-1)**

9/21/1985	W	48-20	home
9/20/1986	W	57-3	home
9/28/1991	W	58-7	home
11/06/1993	W	54-20	home
9/18/1999	W	24-0	home
10/28/2006	W	24-14	home
9/01/2007	W	16-3	Chicago, IL
9/01/2012	W	18-17	Chicago, IL
8/31/2013	L	27-30	home

**Northern Iowa (Iowa leads, 16-1)**

11/05/1898	L	5-11	away
9/23/1899	W	22-0	home
10/06/1900	W	69-0	home
10/05/1901	W	16-0	home
10/04/1902	W	26-5	home
10/03/1903	W	29-0	home
10/22/1904	W	11-5	home
10/28/1905	W	41-5	home
10/07/1912	W	35-7	home
10/08/1913	W	45-3	home
10/03/1914	W	95-0	home
9/09/1995	W	34-13	home
9/06/1997	W	66-0	home
9/17/2005	W	45-21	home
9/05/2009	W	17-16	home
9/15/2012	W	27-16	home
8/30/2014	W	31-23	home

**Northwestern (Iowa leads, 50-24-3)**

10/16/1897	W	12-6	away
11/23/1900	T	5-5	away
10/08/1910	L	5-10	away
11/25/1911	W	6-0	home
10/29/1913	W	78-6	away
11/07/1914	W	27-0	away
10/16/1915	W	9-6	home
11/11/1916	L	13-20	away
11/17/1917	L	14-25	away
11/16/1918	W	23-7	home
11/08/1919	W	14-7	away
11/06/1920	W	20-0	home
11/19/1921	W	14-0	away
11/25/1922	W	37-3	home
11/24/1923	W	17-14	away
11/20/1926	L	6-13	home
11/29/1927	L	0-12	away
11/21/1931	L	0-19	home
11/19/1932	L	6-44	away
10/07/1933	W	7-0	away
10/06/1934	W	20-7	away
11/23/1935	T	0-0	away
10/03/1936	L	7-18	away
11/25/1939	T	7-7	away





10/22/1949	W	28-21 (#13)	home
11/15/1952	W	39-14	away
10/26/1957	W	6-0	away
10/25/1958	W	26-20	home
10/03/1959	L	10-14 (#2)	home
10/01/1960	W	42-0 (#6)	away
10/23/1965	L	0-9	away
10/22/1966	L	15-24	home
11/11/1967	L	24-39	away
11/09/1968	W	68-34	home
10/09/1971	L	3-28	home
10/14/1972	W	23-12	away
10/13/1973	L	15-31	away
10/12/1974	W	35-10	home
11/01/1975	W	24-21	away
10/30/1976	W	13-10	home
9/10/1977	W	24-0	home
9/16/1978	W	20-3	home
10/13/1979	W	58-6	away
10/18/1980	W	25-3	home
10/03/1981	W	64-0	away
10/02/1982	W	45-7	home
10/08/1983	W	61-21	home
10/06/1984	W	31-3	away
10/26/1985	W	49-10	away
10/25/1986	W	27-20	home
11/07/1987	W	52-24	away
11/05/1988	W	35-10	home
10/28/1989	W	35-22	away
10/27/1990	W	56-14	home
11/16/1991	W	24-10	away
11/14/1992	W	56-14	home
11/13/1993	W	23-19	away
11/12/1994	W	49-13	home
11/11/1995	L	20-31 (#14)	away
11/09/1996	L	13-40 (#18)	home
11/15/1997	L	14-15	away
10/10/1998	W	26-24	home
10/16/1999	L	21-23	away
11/11/2000	W	27-17 (#12)	home
11/10/2001	W	59-16	away
11/09/2002	W	62-10	home
11/05/2005	L	27-28	away
11/04/2006	L	7-21	home
11/03/2007	W	28-17	away
9/27/2008	L	17-22	home
11/07/2009	L	10-17	home
11/13/2010	L	17-21	away
10/15/2011	W	41-31	home
10/27/2012	L	17-28	away
10/26/2013	W	17-10 (OT)	home
11/01/2014	W	48-7	home
10/17/2015	W	40-10 (#20)	away

### Notre Dame (Iowa trails, 8-13-3)

10/08/1921	W	10-7	home
11/11/1939	W	7-6 (#3)	home
11/16/1940	W	7-0 (#7)	away
10/27/1945	L	0-56 (#2)	away
10/26/1946	L	6-41 (#2)	home
10/25/1947	L	0-21 (#2)	away
10/23/1948	L	12-27 (#2)	home
11/19/1949	L	7-28 (#1)	away
11/18/1950	T	14-14	home
11/24/1951	T	20-20	away
11/22/1952	L	0-27 (#9)	home
11/21/1953	T	14-14 (#1)	away
11/20/1954	L	18-34 (#4)	home
11/19/1955	L	14-17 (#4)	away
11/24/1956	W	48-8	home
11/23/1957	W	21-13 (#9)	away
11/22/1958	W	31-21 (#15)	home
11/21/1959	L	19-20	home

11/19/1960	W	28-0	away
11/25/1961	W	42-21	home
11/24/1962	L	12-35	away
11/21/1964	L	0-28 (#1)	away
10/07/1967	L	6-56 (#6)	away
10/05/1968	L	28-51 (#5)	home

### Ohio State (Iowa trails, 14-47-3)

11/18/1922	W	12-9	away
11/27/1923	W	20-0	away
10/14/1924	T	0-0	home
10/24/1925	W	15-0	away
10/23/1926	L	6-23	home
10/08/1927	L	6-13	away
11/10/1928	W	14-7	away
10/13/1929	L	6-7	away
11/24/1934	L	7-40	away
10/07/1944	L	0-34	away
10/06/1945	L	0-42	away
10/18/1947	T	13-13	away
10/09/1948	W	14-7 (#11)	away
10/28/1950	L	21-83 (#6)	away
10/27/1951	L	21-47	away
10/25/1952	W	8-0 (#14)	home
10/16/1954	L	14-20 (#4)	away
11/12/1955	L	10-20 (#10)	away
11/17/1956	W	6-0 (#6)	home
11/16/1957	L	13-17 (#6)	away
11/15/1958	L	28-38 (#16)	home
11/14/1959	W	16-7	away
11/12/1960	W	35-12 (#3)	home
11/04/1961	L	13-29 (#5)	away
11/03/1962	W	28-14	home
11/02/1963	L	3-7 (#9)	away
10/31/1964	L	19-21 (#1)	home
11/13/1965	L	0-38	away
11/12/1966	L	10-14	home
11/18/1967	L	10-21	away
11/16/1968	L	27-33 (#2)	home
9/11/1971	L	21-52 (#11)	away
9/16/1972	L	0-21 (#3)	away
11/17/1973	L	13-55 (#1)	away
11/16/1974	L	10-35 (#4)	home
10/11/1975	L	0-49 (#1)	away
10/09/1976	L	14-34 (#10)	home
10/15/1977	L	6-27 (#4)	home
10/21/1978	L	7-31	away
11/10/1979	L	7-34 (#3)	away
11/15/1980	L	7-41 (#7)	home
9/24/1983	W	20-14 (#3)	home
9/22/1984	L	26-45 (#5)	away
11/02/1985	L	13-22 (#8)	away
11/01/1986	L	10-31 (#17)	home
11/14/1987	W	29-27	away
11/12/1988	T	24-24	home
11/11/1989	L	0-28	away
11/10/1990	L	26-27	home
11/02/1991	W	16-9 (#13)	away
10/31/1992	L	15-38	home
10/28/1995	L	35-56 (#4)	away
10/26/1996	L	26-38 (#2)	home
10/04/1997	L	7-23 (#7)	away
11/14/1998	L	14-45 (#7)	home
10/30/1999	L	11-41 (#21)	away
10/21/2000	L	10-38 (#14)	home
10/18/2003	L	10-19 (#8)	away
10/16/2004	W	33-7 (#25)	home
9/24/2005	L	6-31 (#8)	away
9/30/2006	L	17-38 (#1)	home
11/14/2009	L	24-27, OT (#10)	away
11/20/2010	L	17-20 (#8)	home
10/19/2013	L	24-34 (#4)	away

### Oklahoma (Iowa trails, 0-2)

9/15/1979	L	6-21 (#3)	away
12/30/2011	L	14-31 (#19)	Tempe, AZ

### Oklahoma State (Series tied, 1-1)

9/29/1923	W	29-0	home
10/04/1930	L	0-6	home

### Oregon (Iowa trails, 1-2)

10/29/1949	W	34-31	home
9/16/1989	L	6-44	home
9/24/1994	L	18-40	away

### Oregon State (Iowa leads, 7-5)

10/06/1956	W	14-13	home
1/01/1957	W	35-19 (#10)	Pasadena, CA
9/24/1960	W	22-12 (#10)	home
9/29/1962	W	28-8	home
9/25/1965	W	27-7	away
9/24/1966	L	3-17	home
9/30/1967	L	18-38	home
9/21/1968	W	21-20 (#8)	home
9/20/1969	L	14-42	home
9/19/1970	L	14-21	away
9/18/1971	L	19-33	away
9/23/1972	W	19-11	home

### P & S (Iowa trails, 0-1)

10/23/1897	L	0-14	home
------------	---	------	------

### Parsons College (Iowa leads, 1-0)

10/19/1895	W	28-0	away
------------	---	------	------

### Penn College (Iowa leads, 2-0)

11/28/1895	W	14-12	away
10/14/1899	W	35-0	home

### Penn State (Iowa trails, 12-13)

11/15/1930	W	19-0	home
9/25/1971	L	14-44 (#12)	home
9/30/1972	L	10-14 (#13)	away
9/29/1973	L	8-27 (#6)	away
9/28/1974	L	0-27 (#19)	home
9/27/1975	L	10-30 (#12)	home
9/25/1976	W	7-6 (#11)	away
9/17/1983	W	42-34	away
9/15/1984	L	17-20 (#12)	home
9/18/1993	L	0-31 (#14)	home
9/17/1994	L	21-61 (#6)	away
10/21/1995	L	27-41 (#19)	home
10/19/1996	W	21-20 (#10)	away
10/09/1999	L	7-31 (#2)	home
11/04/2000	W	26-23 (2OT)	away
9/29/2001	W	24-18	home
9/28/2002	W	42-35, OT (#12)	away
10/25/2003	W	26-14	home
10/23/2004	W	6-4	away
10/06/2007	L	7-27	away
11/08/2008	W	24-23 (#3)	home
9/26/2009	W	21-10 (#5)	away
10/02/2010	W	24-3 (#22)	home
10/08/2011	L	3-13	away
10/20/2012	L	14-38	home

### Pittsburgh (Iowa leads, 4-3)

10/03/1931	L	0-20	home
10/13/1951	W	34-17	home
9/26/1952	L	14-26	away
9/20/2008	L	20-21	away
9/17/2011	W	31-27	home
9/20/2014	W	24-20	away
9/19/2015	W	27-24	home



**Purdue (Iowa trails, 37-46-3)**

10/22/1910	W	16-0	home
11/11/1911	W	11-0	away
11/06/1915	L	13-19	away
10/21/1916	W	24-6	home
10/21/1921	W	13-6	away
10/28/1922	W	56-0	home
10/13/1923	W	7-0	home
11/16/1929	L	0-7	away
10/18/1930	L	0-20	home
11/14/1931	L	0-22	away
11/12/1932	L	0-18	home
11/18/1933	W	14-6	away
11/10/1934	L	6-13	home
11/16/1935	L	6-12	away
11/14/1936	L	0-13	home
10/30/1937	L	0-13	away
10/29/1938	T	0-0	home
11/04/1939	W	4-0	away
11/02/1940	L	6-21	home
10/25/1941	L	6-7	away
10/31/1942	W	13-7	home
10/23/1943	L	7-28 (#4)	away
10/21/1944	L	7-26 (#11)	home
10/13/1945	L	0-40 (#15)	away
9/28/1946	W	16-0	home
11/01/1947	L	0-21 (#16)	away
10/16/1948	L	13-20	home
10/01/1949	W	21-7	away
10/21/1950	W	33-21	home
10/06/1951	L	30-34	away
10/11/1952	L	14-41 (#16)	away
11/07/1953	W	26-0	away
11/06/1954	W	25-14 (#8)	home
10/15/1955	T	20-20	home
10/27/1956	W	21-20	away
10/24/1959	L	7-14 (#14)	away
10/22/1960	W	21-14 (#10)	home
10/28/1961	L	0-9	away
10/27/1962	L	3-26	home
10/26/1963	L	0-14	away
10/24/1964	L	14-19	home
10/09/1965	L	14-17 (#6)	home
10/08/1966	L	0-35	away
10/28/1967	L	22-41 (#7)	home
10/26/1968	L	15-44 (#7)	away
10/18/1969	L	31-35 (#17)	away
10/17/1970	L	3-24	home
10/02/1971	L	13-45	away
10/07/1972	L	0-24	home
11/03/1973	L	23-48	home
11/02/1974	L	14-38	away
11/15/1975	L	18-19	away
11/13/1976	L	0-21	home
10/22/1977	L	21-34	away
10/28/1978	L	7-34 (#17)	home
11/03/1979	L	14-20 (#15)	home
11/08/1980	L	13-58 (#17)	away
11/07/1981	W	33-7	home
11/06/1982	L	7-16	away
10/15/1983	W	31-14	home
10/13/1984	W	40-3 (#14)	away
11/16/1985	W	27-24	away
11/15/1986	W	42-14	home
10/24/1987	W	38-14	home
10/22/1988	W	31-7	away
11/18/1989	W	24-0	away
11/17/1990	W	38-9	home
10/25/1991	W	31-21	away
10/24/1992	L	16-27	home
10/30/1993	W	26-17	home
10/29/1994	T	21-21	away
11/01/1997	W	35-17 (#18)	home

10/31/1998	L	14-36	away
10/06/2001	L	14-23 (#21)	away
10/05/2002	W	31-28	home
11/08/2003	L	14-27 (#16)	away
11/06/2004	W	23-21	home
10/08/2005	W	34-17	away
10/07/2006	W	47-17	home
10/20/2007	L	6-31	away
11/15/2008	W	22-17	home
11/19/2011	W	31-21	away
11/10/2012	L	24-27	home
11/09/2013	W	38-14	away
11/27/2014	W	24-10	away
11/21/2015	W	40-20	home

**Ripon College (Iowa leads, 1-0)**

10/20/1928	W	61-6	home
------------	---	------	------

**Rush College (Series tied, 1-1)**

10/29/1898	L	11-15	away
10/21/1899	W	17-0	home

**Saint Louis (Iowa leads, 2-1)**

11/30/1905	W	31-0	away
11/29/1906	L	0-39	away
10/10/1925	W	41-0	home

**San Diego State (Iowa leads, 1-0)**

12/30/1986	W	39-38	San Diego, CA
------------	---	-------	---------------

**Simpson College (Iowa leads, 4-0)**

11/17/1898	W	12-0	home
10/12/1900	W	47-0	home
10/18/1902	W	10-0	away
11/06/1903	W	35-2	home

**South Carolina (Iowa leads, 1-0)**

1/1/2009	W	31-10	Tampa, FL
----------	---	-------	-----------

**South Dakota (Iowa leads, 8-0)**

11/10/1917	W	35-0	home
11/01/1919	W	26-13	home
11/03/1928	W	19-0	home
9/29/1934	W	34-0	home
10/05/1935	W	47-2	home
10/10/1936	W	33-7	home
9/30/1939	W	41-0	home
10/05/1940	W	46-0	home

**Southeast Oklahoma (Iowa leads, 1-0)**

10/04/1924	W	43-0	home
------------	---	------	------

**Southern Cal (Iowa trails, 2-7)**

11/21/1925	L	0-18	away
9/29/1950	W	20-14	away
10/07/1961	W	35-34	away
10/06/1962	L	0-7	home
9/26/1970	L	0-48	home
10/05/1974	L	3-41	away
10/04/1975	L	16-27	home
10/02/1976	L	0-55	away
1/02/2003	L	17-38	Miami, FL

**Stanford (Iowa trails, 0-1)**

1/1/2016	L	16-45 (#5)	Pasadena, CA
----------	---	------------	--------------

**Syracuse (Iowa leads, 3-1)**

9/20/1975	L	7-10	away
9/18/1976	W	41-3	home
9/09/2006	W	20-13 (2 OT)	away
9/08/2007	W	35-0	home

**Temple (Iowa leads, 1-0)**

11/21/1936	W	25-0 (#20)	away
------------	---	------------	------

**Tennessee (Iowa trails, 1-2)**

12/31/1982	W	28-22	Atlanta, GA
8/30/1987	L	22-23	East Rutherford, NJ
1/2/2015	L	28-45	Jacksonville, FL

**Tennessee Tech (Iowa leads, 1-0)**

9/3/2011	W	34-7	home
----------	---	------	------

**Texas (Series, tied, 1-1)**

12/26/1984	W	55-17 (#19)	Anaheim, CA
12/30/2006	L	24-26 (#18)	San Antonio, TX

**Texas A&M (Iowa trails, 0-1)**

10/10/1931	L	0-29	away
------------	---	------	------

**Texas-El Paso (Iowa leads, 1-0)**

9/27/1986	W	69-7	home
-----------	---	------	------

**Texas Christian (Iowa leads, 2-1)**

9/27/1958	W	17-0	home
9/23/1967	W	24-9	home
9/28/1968	L	17-28	away

**Texas Tech (Iowa leads, 2-0)**

12/29/1996	W	27-0	San Antonio, Texas
12/29/2001	W	19-16	San Antonio, Texas

**Tulsa (Iowa leads, 3-1)**

9/30/1989	W	30-22	home
9/04/1993	W	26-25	home
9/21/1996	L	20-27	away
9/13/1997	W	54-16	home

**UCLA (Iowa trails, 3-6)**

9/23/1938	L	3-27	away
9/26/1947	L	7-22	away
9/24/1949	L	25-41	home
10/21/1955	L	13-33 (#7)	away
9/22/1973	L	18-55 (#18)	away
9/21/1974	W	21-10 (#12)	home
*10/01/1977	L	16-34	away
9/26/1981	W	20-7 (#6)	home
1/01/1985	L	28-45 (#14)	Pasadena, CA

\* - Iowa was awarded a forfeit

**Upper Iowa (Iowa leads, 2-0)**

10/22/1898	W	23-5	home
9/28/1900	W	57-0	home

**Utah (Iowa trails, 0-1)**

10/07/1978	L	9-13	home
------------	---	------	------

**Utah State (Iowa leads, 2-0)**

9/28/1957	W	70-14	home
9/21/2002	W	48-7	home

**Wabash College (Iowa leads, 2-0)**

10/31/1925	W	28-7	home
10/15/1927	W	38-0	home

**Washington (Series tied, 3-3)**

9/25/1937	L	0-14	away
10/05/1963	W	17-7	away
10/03/1964	W	28-18 (#10)	home
1/01/1981	L	0-28 (#16)	Pasadena, CA
1/01/1990	L	34-46	Pasadena, CA
12/29/1995	W	38-18 (#20)	El Paso, TX

**Washington State (Iowa leads, 3-1-1)**

10/03/1953	W	54-12	home
10/05/1957	W	20-13	home
9/28/1963	T	14-14	home
9/18/1965	L	0-7	home
9/27/1969	W	61-35	home

**Washington, MO (Iowa leads, 4-0)**

11/15/1902	W	61-0	away
11/26/1903	W	12-2	away
11/19/1910	W	38-0	away
9/19/1942	W	26-7	home

**Western Michigan (Iowa trails, 1-2)**

9/09/2000	L	21-27	home
11/17/2007	L	19-28	home
9/21/2013	W	59-3	home

**Wilton (Iowa leads, 2-0)**

11/04/1896	W	27-0	home
10/02/1897	W	22-4	home

**Wisconsin (Iowa trails, 43-44-2)**

10/29/1894	L	0-44	away
11/03/1906	L	4-18	away
11/02/1907	L	5-6	home
11/23/1911	L	0-12	away
11/04/1912	L	10-28	home
11/27/1917	L	0-20	away
11/15/1924	W	21-7	away
11/07/1925	L	0-6	home
11/13/1926	L	10-20	away
11/12/1927	W	16-0	away
11/17/1928	L	0-13	home
10/26/1929	W	14-0	away
10/08/1932	L	0-34	away
10/21/1933	W	26-7	home
10/16/1937	L	6-13	away
10/08/1938	L	13-31	home
10/28/1939	W	19-13	away
10/12/1940	W	30-12	home
10/18/1941	L	0-23	away
10/07/1942	W	6-0	home
10/02/1943	L	5-7	home
11/11/1944	L	7-26	away
11/03/1945	L	7-27	home
11/09/1946	W	21-7 (#15)	away

11/08/1947	L	14-46 (#19)	away
10/30/1948	W	19-13	home
11/12/1949	L	13-35	away
10/14/1950	L	0-14 (#15)	home
11/17/1951	L	7-34 (#8)	away
10/18/1952	L	13-42 (#12)	home
10/31/1953	L	6-10	away
10/30/1954	W	13-7 (#8)	home
10/01/1955	L	14-37 (#17)	away
10/13/1956	W	13-7	home
10/19/1957	W	21-7 (#13)	home
10/18/1958	W	20-9 (#4)	away
10/17/1959	L	16-25	away
10/15/1960	W	28-21 (#12)	home
10/21/1961	W	47-15	home
10/20/1962	L	14-42 (#10)	away
10/19/1963	L	7-10 (#2)	home
10/17/1964	L	21-31	away
10/02/1965	L	13-16	away
10/01/1966	L	0-7	home
10/21/1967	T	21-21	away
10/19/1968	W	41-0	home
10/11/1969	L	17-23	away
10/10/1970	W	24-14	home
10/30/1971	W	20-16	home
11/04/1972	L	14-16	away
11/10/1973	L	7-35	away
11/09/1974	L	15-28	home
11/08/1975	W	45-28	home
11/06/1976	L	21-38	away
11/12/1977	W	24-8	away
11/18/1978	W	38-24	home
10/27/1979	W	24-13	away
11/01/1980	W	22-13	home
11/14/1981	W	17-7	away
11/13/1982	W	28-14	home
11/05/1983	W	34-14	away
11/03/1984	T	10-10	home
10/12/1985	W	23-13	away

10/11/1986	W	17-6	home
10/10/1987	W	31-10	away
10/08/1988	W	31-6	home
10/14/1989	W	31-24	away
10/13/1990	W	30-10	home
10/12/1991	W	10-6	away
10/10/1992	W	23-22	home
11/18/1995	W	33-20	away
11/16/1996	W	31-0	home
11/08/1997	L	10-13	away
10/24/1998	L	0-31 (#9)	home
11/13/1999	L	3-41 (#9)	away
10/28/2000	L	7-13	home
11/03/2001	L	28-34	away
11/02/2002	W	20-3	home
11/22/2003	W	27-21	away
11/20/2004	W	30-7 (#9)	home
11/12/2005	W	20-10 (#19)	away
11/11/2006	L	21-24 (#16)	home
9/22/2007	L	13-17 (#9)	away
10/18/2008	W	38-16	home
10/17/2009	W	20-10	away
10/23/2010	L	30-31 (#10)	home
11/02/2013	L	9-28 (#22)	home
11/22/2014	L	24-26 (#14)	home
10/3/2015	W	10-6 (#19)	away

**Wyoming (Iowa leads, 2-0)**

10/17/1953	W	21-7	home
12/30/1987	W	20-19	San Diego, CA

**Yale (Iowa leads, 1-0)**

10/14/1922	W	6-0	away
------------	---	-----	------

NOTE: Numbers in parentheses is AP ranking of opponent when game was played

**Iowa Records vs. Major Conferences**

<b>Atlantic Coast</b>	<b>W-L-T</b>
Georgia Tech	1-0-0
Miami, FL	0-4-0
North Carolina State	0-3-0
Pittsburgh	4-3-0
Syracuse	3-1-0
<b>Totals (.545)</b>	<b>8-11-0</b>

<b>American Athletic</b>	<b>W-L-T</b>
Cincinnati	1-0-0
Temple	1-0-0
<b>Totals (1.000)</b>	<b>2-0-0</b>

<b>Big Sky</b>	<b>W-L-T</b>
Montana	1-0-0
<b>Totals (1.000)</b>	<b>1-0-0</b>

<b>Big Ten</b>	<b>W-L-T</b>
Illinois	31-38-2
Indiana	44-28-4
Maryland	1-1
Michigan	14-41-4
Michigan State	23-21-2
Minnesota	45-62-2
Nebraska	14-29-3
Northwestern	50-24-3
Ohio State	14-47-3
Penn State	12-13-0
Purdue	37-46-3
Rutgers	0-0
Wisconsin	44-44-2
<b>Totals (.450)</b>	<b>329-394-28</b>

<b>Big 12</b>	<b>W-L-T</b>
Iowa State	41-22-0
Kansas	4-6-0
Kansas State	5-1-0
Oklahoma	0-2-0
Oklahoma State	1-1-0
Texas	1-1-0
Texas Christian	2-1-0
Texas Tech	2-0-0
<b>Totals (.628)</b>	<b>56-34-0</b>

<b>Conference USA</b>	<b>W-L-T</b>
Tulsa	3-1-0
Texas-El Paso	1-0-0
<b>Totals (.800)</b>	<b>4-1-0</b>

<b>Mid-American</b>	<b>W-L-T</b>
Akron	1-0-0
Ball State	3-0-0
Buffalo	1-0-0
Central Michigan	2-1-0
Kent State	2-0-0
Miami, OH	3-0-0
Northern Illinois	8-1-0
Western Michigan	1-2-0
<b>Totals (.900)</b>	<b>21-4-0</b>

<b>Pacific-12</b>	<b>W-L-T</b>
Arizona	5-6-0
Arizona State	1-2-0
California	3-1-0
Colorado	0-2-0
Oregon	1-2-0
Oregon State	7-5-0
Southern California	2-7-0
Stanford	0-1-0
UCLA	3-6-0
Utah	0-1-0
Washington	3-3-0
Washington State	3-1-1
<b>Totals (.438)</b>	<b>28-37-1</b>

<b>Southeastern</b>	<b>W-L-T</b>
Arkansas	1-0-0
Florida	1-2-0
Louisiana State	1-1-0
Missouri	6-7-0
South Carolina	1-0-0
Tennessee	1-2-0
Texas A&M	0-1-0
<b>Totals (.500)</b>	<b>11-13-0</b>

<b>Mountain West</b>	<b>W-L-T</b>
Air Force	0-0-1
Hawaii	3-1-0
San Diego State	1-0-0
Utah State	2-0-0
Wyoming	2-0-0
<b>Totals (.857)</b>	<b>8-1-1</b>

<b>Independents</b>	<b>W-L-T</b>
Notre Dame	8-13-3
Brigham Young	0-0-1
Idaho	1-0-0
New Mexico State	1-0-0
Marquette	1-1-0
Saint Louis	2-1-0
<b>Totals (.464)</b>	<b>13-15-4</b>

# 



Date	Opponent	Result
Nov. 23, 1912	Wisconsin	L, 10-28
Nov. 15, 1913	Iowa State	W, 45-7
Oct. 24, 1914	Minnesota	L, 0-7
Nov. 13, 1915	Iowa State	L, 0-16
Nov. 25, 1916	Nebraska	L, 17-34
Nov. 24, 1917	Iowa State	W, 6-3
Nov. 2, 1918	Minnesota	W, 6-0
Nov. 22, 1919	Iowa State	W, 10-0
Nov. 13, 1920	Minnesota	W, 28-7
Oct. 15, 1921	Illinois	W, 14-2
Nov. 11, 1922	Minnesota	W, 28-14
Oct. 20, 1923	Illinois	L, 6-9
Oct. 25, 1924	Minnesota	W, 13-0
Oct. 17, 1925	Illinois	W, 12-10
Nov. 6, 1926	Minnesota	L, 0-41
Nov. 5, 1927	Illinois	L, 0-14
Oct. 27, 1928	Minnesota	W, 7-6
Oct. 20, 1929	Illinois	T, 7-7
Nov. 15, 1930	Penn State	W, 19-0
Oct. 17, 1931	Indiana	T, 0-0
Oct. 22, 1932	Minnesota	L, 6-21
Oct. 21, 1933	Wisconsin	W, 26-7
Oct. 28, 1934	Minnesota	L, 12-48
Nov. 9, 1935	Minnesota	L, 6-13
Oct. 17, 1936	Illinois	T, 0-0
Nov. 6, 1937	Minnesota	L, 10-35
Oct. 8, 1938	Wisconsin	L, 13-31
Nov. 18, 1939	Minnesota	W, 13-9
Nov. 2, 1940	Purdue	L, 6-21
Nov. 1, 1941	Indiana	W, 13-7
Nov. 7, 1942	Wisconsin	W, 6-0
Nov. 6, 1943	Illinois	L, 10-19
Oct. 21, 1944	Purdue	L, 7-26
Nov. 3, 1945	Wisconsin	L, 7-27
Nov. 2, 1946	Illinois	L, 0-7
Oct. 11, 1947	Indiana	W, 27-14
Oct. 16, 1948	Purdue	L, 13-20
Oct. 15, 1949	Indiana	W, 35-9
Oct. 21, 1950	Purdue	W, 33-21
Oct. 20, 1951	Michigan	L, 0-21
Oct. 25, 1952	Ohio State	W, 8-0
Oct. 24, 1953	Indiana	W, 19-13
Nov. 6, 1954	Purdue	W, 25-14
Oct. 15, 1955	Purdue	T, 20-20
Nov. 3, 1956	Michigan	L, 14-17
Oct. 19, 1957	Wisconsin	W, 21-7
Oct. 25, 1958	Northwestern	W, 26-20
Oct. 10, 1959	Michigan State	W, 37-8
Oct. 22, 1960	Purdue	W, 21-14
Oct. 21, 1961	Wisconsin	W, 47-15
Oct. 27, 1962	Purdue	L, 3-26
Oct. 12, 1963	Indiana	W, 37-26
Oct. 24, 1964	Purdue	L, 14-19
Oct. 9, 1965	Purdue	L, 14-7
Oct. 22, 1966	Northwestern	L, 15-24
Oct. 28, 1967	Purdue	L, 22-41
Oct. 12, 1968	Indiana	L, 34-38
Oct. 25, 1969	Michigan State	W, 19-18
Oct. 17, 1970	Purdue	L, 3-24
Oct. 9, 1971	Northwestern	L, 3-28
Oct. 28, 1972	Michigan State	T, 6-6

Date	Opponent	Result
Oct. 20, 1973	Minnesota	L, 23-31
Oct. 12, 1974	Northwestern	W, 35-10
Oct. 25, 1975	Minnesota	L, 7-31
Oct. 16, 1976	Indiana	L, 7-14
Oct. 15, 1977	Ohio State	L, 6-27
Oct. 28, 1978	Purdue	L, 7-34
Oct. 20, 1979	Minnesota	L, 7-24
Oct. 18, 1980	Northwestern	W, 25-3
Oct. 10, 1981	Indiana	W, 42-28
Oct. 2, 1982	Northwestern	W, 45-7
Oct. 8, 1983	Northwestern	W, 61-21
Sept. 29, 1984	Illinois	W, 21-16
Oct. 5, 1985	Michigan State	W, 35-31
Oct. 11, 1986	Wisconsin	W, 17-6
Oct. 24, 1987	Purdue	W, 38-14
Oct. 8, 1988	Wisconsin	W, 31-6
Oct. 21, 1989	Michigan	L, 12-26
Oct. 27, 1990	Northwestern	W, 56-14
Oct. 19, 1991	Illinois	W, 24-21
Oct. 24, 1992	Purdue	L, 16-27
Oct. 16, 1993	Illinois	L, 3-49
Oct. 8, 1994	Indiana	L, 20-27
Oct. 14, 1995	Indiana	W, 22-13
Oct. 5, 1996	Michigan State	W, 37-30
Oct. 25, 1997	Indiana	W, 62-0
Oct. 10, 1998	Northwestern	W, 26-24
Oct. 23, 1999	Indiana	L, 31-38
Oct. 7, 2000	Michigan State	W, 21-16
Sept. 29, 2001	Penn State	W, 24-18
Oct. 5, 2002	Purdue	W, 31-28
Oct. 4, 2003	Michigan	W, 30-27
Oct. 2, 2004	Michigan State	W, 38-16
Oct. 1, 2005	Illinois	W, 35-7
Oct. 7, 2006	Purdue	W, 47-17
Sept. 29, 2007	Indiana	L, 20-38
Sept. 27, 2008	Northwestern	L, 17-22
Oct. 10, 2009	Michigan	W, 30-28
Oct. 2, 2010	Penn State	W, 24-3
Oct. 22, 2011	Indiana	W, 45-24
Sept. 29, 2012	Minnesota	W, 31-13
Oct. 5, 2013	Michigan State	L, 14-26
Oct. 11, 2014	Indiana	W, 45-29
Oct. 10, 2015	Illinois	W, 29-20
<b>Totals</b>		<b>57-42-5</b>

### Homecoming Record vs. All Opponents

Opponent	W-L-T
Illinois	6-5-2
Indiana	10-5-1
Iowa State	3-1-0
Michigan	2-3-0
Michigan State	6-1-1
Minnesota	7-9-0
Nebraska	0-1-0
Northwestern	7-3-0
Ohio State	1-1-0
Penn State	3-0-0
Purdue	6-10-1
Wisconsin	6-3-0
<b>Totals</b>	<b>57-42-5</b>

### 1957 Rose Bowl

Iowa -- 35, Oregon State -- 19  
 Jan. 1, 1957, Rose Bowl, Pasadena, Calif.

Iowa	14	7	7	7	35
Oregon State	0	6	6	7	19

#### GAME RECAP

Switching from the mighty defensive role they played all season (which included four shutouts), Iowa put on a great offensive show to defeat Oregon State 35-19 in the 43rd Rose Bowl. It was the school's first bowl appearance. Iowa assumed an early lead on game MVP Kenny Ploen's 49-yard run. Ploen also completed 9-of-10 passes. Collins Hagler scored two TDs and totaled a game-best 85 rushing yards. Iowa played Oregon State during the regular season and had also won that encounter, 14-13. The Rose Bowl win was the Big Ten's 10th win in 11 games against its west coast opponents. Over 15,000 Hawkeye fans attended the game.

#### SCORING SUMMARY

IA -- Ploen 49-yard run (Prescott kick)  
 IA -- Hagler 9-yard run (Prescott kick)  
 OSU -- Berry 3-yard run (kick failed)  
 IA -- Happel 5-yard run (Prescott kick)  
 IA -- Hagler 66-yard run (Prescott kick)  
 OSU -- Beamer 1-yard run (kick failed)  
 IA -- Gibbons 16-yard pass from Ploen (Prescott kick)  
 OSU -- Hammack 35-yard pass from Francis (Beamer run)

Attendance: 97,126

IOWA	TEAM STATISTICS	OSU
16	First Downs	16
48-301	Rushes-yards	46-166
107	Passing yards	130
11-15-1	Passes	10-14-0
63-408	Total offense	60-296
2-36	Punts-average	3-35
3-3	Fumbles-lost	4-3
5-50	Penalties-yards	6-60

#### INDIVIDUAL LEADERS

##### RUSHING

IOWA: Hagler 10-85, Dobrino 4-64, Ploen 8-59  
 OSU: Francis 15-73, Beamer 7-31

##### PASSING

IOWA: Ploen 9-10-0-83  
 OSU: Francis 10-12-0-130

##### RECEIVING

IOWA: Gibbons 5-61, Harris 2-21  
 OSU: Hammack 4-65, Beamer 2-31

### 1959 Rose Bowl

Iowa -- 38, California -- 12  
 Jan. 1, 1959, Rose Bowl, Pasadena, Calif.

Iowa	7	13	12	6	38
California	0	0	6	6	12

#### GAME RECAP

Bob Jeter ran for 194 yards on nine carries, earned Player-of-the-Game honors and led Iowa to a 38-12 win over California in the 45th Rose Bowl. Over 18,000 Iowa fans made the trip to Pasadena. Head Coach Forest Evashevski had to get out of his sickbed to lead Iowa to its second Rose Bowl win in three years. Willie Fleming tallied twice for the winners. Fleming had 85 yards (nine attempts) on the ground. The Hawkeyes set Rose Bowl records for total offense (516) and rushing offense (429). Jeter's 21.6 yards per carry average and his 81-yard TD run were Rose Bowl records.

#### SCORING SUMMARY

IA -- Duncan 2-yard run (Prescott kick)  
 IA -- Langston 7-yard pass from Duncan (Prescott kick)  
 IA -- Horn 4-yard run (kick failed)  
 CAL -- Hart 1-yard run (pass failed)  
 IA -- Fleming 37-yard run (pass failed)  
 IA -- Jeter 81-yard run (pass failed)  
 IA -- Fleming 7-yard run (pass failed)  
 CAL -- Hart 17-yard pass from Kapp (run failed)

Attendance: 98,297

IOWA	TEAM STATISTICS	CAL
24	First Downs	20
55-429	Rushes-yards	53-214
87	Passing yards	130
9-14-0	Passes	9-20-2
72-516	Total offense	78-344
3-41	Punts-average	5-37
3-1	Fumbles-lost	2-2
5-55	Penalties-yards	5-35

#### INDIVIDUAL LEADERS

##### RUSHING

IOWA: Jeter 9-194, Fleming 9-85, Gravel 3-45, Nocera 9-37  
 CAL: Olguin 9-62, Patton 9-45, Kapp 10-34

##### PASSING

IOWA: Duncan 5-7-0-50, Ogiedo 4-5-0-37  
 CAL: Kapp 8-17-1-126

##### RECEIVING

IOWA: Prescott 3-31  
 CAL: Hart 4-61, Garvin 1-31

## Iowa Bowl Results

### 14-14-1

#### Bowl: \_\_\_\_\_ Score

2016 Rose: \_\_\_\_\_ Stanford 45, Iowa 16  
 2015 TaxSlayer: \_\_\_\_\_ Tennessee 45, Iowa 28  
 2014 Outback: \_\_\_\_\_ LSU 21, Iowa 14  
 2011 Insight: \_\_\_\_\_ Oklahoma, 31, Iowa 14  
 2010 Insight: \_\_\_\_\_ Iowa 27, Missouri 24  
 2010 Orange: \_\_\_\_\_ Iowa 24, Georgia Tech 14  
 2009 Outback: \_\_\_\_\_ Iowa 31, South Carolina 10  
 2006 Alamo: \_\_\_\_\_ Texas 26, Iowa 24  
 2006 Outback: \_\_\_\_\_ Florida 31, Iowa 24  
 2005 Capital One: \_\_\_\_\_ Iowa 30, LSU 25

#### Bowl: \_\_\_\_\_ Score

2004 Outback: \_\_\_\_\_ Iowa 37, Florida 17  
 2003 Orange: \_\_\_\_\_ USC 38, Iowa 17  
 2001 Alamo: \_\_\_\_\_ Iowa 19, Texas Tech 16  
 1997 Sun: \_\_\_\_\_ Arizona State 17, Iowa 7  
 1996 Alamo: \_\_\_\_\_ Iowa 27, Texas Tech 0  
 1995 Sun: \_\_\_\_\_ Iowa 38, Washington 18  
 1993 Alamo: \_\_\_\_\_ California 37, Iowa 3  
 1991 Holiday: \_\_\_\_\_ Iowa 13, Brigham Young 13  
 1991 Rose: \_\_\_\_\_ Washington 46, Iowa 34  
 1988 Peach: \_\_\_\_\_ N. C. State 28, Iowa 23

#### Bowl: \_\_\_\_\_ Score

1987 Holiday: \_\_\_\_\_ Iowa 20, Wyoming 19  
 1986 Holiday: \_\_\_\_\_ Iowa 39, San Diego State 38  
 1986 Rose: \_\_\_\_\_ UCLA 45, Iowa 28  
 1984 Freedom: \_\_\_\_\_ Iowa 55, Texas 17  
 1983 Gator: \_\_\_\_\_ Florida 14, Iowa 6  
 1982 Peach: \_\_\_\_\_ Iowa 28, Tennessee 22  
 1982 Rose: \_\_\_\_\_ Washington 28, Iowa 0  
 1959 Rose: \_\_\_\_\_ Iowa 38, California 12  
 1957 Rose: \_\_\_\_\_ Iowa 35, Oregon State 19



**1982 Rose Bowl**

Washington -- 28, Iowa -- 0  
Jan. 1, 1982, Rose Bowl, Pasadena, Calif.

Washington	0	13	0	15	28
Iowa	0	0	0	0	0

**GAME RECAP**

Washington's Jacque Robinson rushed for 142 yards and two touchdowns as the Huskies blanked Iowa 28-0 in the 68th Rose Bowl game. One of the key plays was late in the first half when Iowa tried to convert a fourth-and-seven situation at Washington's 40-yard line. Pete Gales' pass was incomplete, and the Huskies moved the ball downfield and scored with 0:19 left for a 13-0 halftime lead. Iowa's offense turned the ball over five times while Washington had just one turnover.

**SCORING SUMMARY**

W -- Robinson 1-yard run (Nelson kick)  
W -- Coty 1-yard run (pass failed)  
W -- Robinson 34-yard run (Skansi pass from Pelleur)  
W -- Cowan 3-yard run (Nelson kick)

Attendance: 105,611

WASH	TEAM STATISTICS	IOWA
22	First Downs	14
51-186	Rushes-yards	43-180
142	Passing yards	84
15-29-1	Passes	10-21-3
80-328	Total offense	64-264
7-36	Punts-average	5-47
0-0	Fumbles-lost	2-2
3-28	Penalties-yards	6-73

**INDIVIDUAL LEADERS****RUSHING**

IOWA: Granger 13-80, Bohannon 10-44  
UW: Robinson 20-142

**PASSING**

IOWA: Gales 4-7-1-51, Bohannon 6-14-2-33  
UW: Pelleur 15-29-1-142

**RECEIVING**

IOWA: Brown 6-52  
UW: Skansi 4-69, Allen 5-68

**1982 Peach Bowl**

Iowa -- 28, Tennessee -- 22  
Dec. 31, 1982, Fulton County Stadium, Atlanta, Ga.

Iowa	0	21	7	0	28
Tennessee	7	0	12	3	22

**GAME RECAP**

A brilliant passing performance by Chuck Long led the Hawkeyes to a 28-22 Peach Bowl win over Tennessee. Long completed 14 of 17 first half passes for 231 yards and three touchdowns. Iowa led 21-7 at the intermission. Long had 304 yards passing and 306 yards total offense, both Peach Bowl records. Dave Moritz tied the bowl game record with eight receptions, all in the first half. Nineteen Peach Bowl records were tied or broken. Iowa WR Ronnie Harmon had a pair of TD receptions. The Peach Bowl was the first non-Rose Bowl postseason game in school history.

**SCORING SUMMARY**

TN -- Cockrell 6-yard run (Reveiz kick)  
IA -- Moritz 57-yard pass from Long (Nichol kick)  
IA -- Harmon 18-yard pass from Long (Nichol kick)  
IA -- Harmon 8-yard pass from Long (Nichol kick)  
TN -- Coleman 10-yard run (kick failed)  
IA -- Phillips 2-yard run (Nichol kick)  
TN -- Gault 19-yard pass from Cockrell (pass failed)  
TN -- Reveiz 27-yard field goal

Attendance: 50,134

IOWA	TEAM STATISTICS	TENN
24	First Downs	23
43-110	Rushes-yards	38-154
304	Passing yards	221
19-26-1	Passes	22-41-0
69-414	Total offense	79-375
5-35	Punts-average	5-45
1-1	Fumbles-lost	2-1
3-30	Penalties-yards	7-47

**INDIVIDUAL LEADERS****RUSHING**

IOWA: Gill 16-70, Phillips 10-34  
UT: Coleman 11-103, Furnas 12-52

**PASSING**

IOWA: Long 19-26-1-304  
UT: Cockrell 22-41-0-221

**RECEIVING**

IOWA: Moritz 8-168, Harmon 3-44, Gill 3-39  
UT: Wilson 7-62, Duncan 3-52, Miller 2-30

**1983 Gator Bowl**

 Florida -- 14, Iowa -- 6  
 Dec. 30, 1983, Gator Bowl, Jacksonville, Fla.

Iowa	0	3	3	0	6
Florida	7	7	0	0	14

**GAME RECAP**

Cold weather stalled a couple of high-powered offenses in the 39th annual Gator Bowl as Florida defeated Iowa 14-6. The wind chill at game time was 13 degrees below zero. The Hawkeyes and Gators combined for six interceptions, 19 penalties and only seven of 31 third down conversions in the ragged contest. The play of the game took place with 1:08 left in the first half. Tom Nichol, attempting to punt out of his own end zone, misplayed a high snap and Florida's Doug Drew covered it for a touchdown. Nichol scored the Hawkeyes' only points on a pair of short field goals. Owen Gill led the Hawkeye offense with 83 yards rushing.

**SCORING SUMMARY**

UF -- Anderson 1-yard run (Raymond kick)  
 IA -- Nichol 32-yard field goal  
 UF -- Drew fumble recovery in end zone (Raymond kick)  
 IA -- Nichol 31-yard field goal

**Attendance: 81,293**

IOWA	TEAM STATISTICS	FLORIDA
16	First Downs	14
40-114	Rushes-yards	44-168
167	Passing yards	92
13-30-4	Passes	9-23-2
70-281	Total offense	67-250
2-40	Punts-average	7-38
2-1	Fumbles-lost	0-0
7-44	Penalties-yards	12-105

**INDIVIDUAL LEADERS**
**RUSHING**

IOWA: Gill 10-83, Granger 9-37, Phillips 13-33  
 UF: Anderson 17-84, Williams 10-68

**PASSING**

IOWA: Long 13-28-4-167  
 UF: Peace 9-22-2-92

**RECEIVING**

IOWA: Harmon 6-90  
 UF: Dixon 5-55

**1984 Freedom Bowl**

 Iowa -- 55, Texas -- 17  
 Dec. 26, 1984, Anaheim Stadium, Anaheim, Calif.

Texas	0	17	0	0	17
Iowa	14	10	31	0	55

**GAME RECAP**

Chuck Long's passing performance surpassed all previous bowl games as the Hawkeyes blasted Texas 55-17 in the inaugural Freedom Bowl. Long completed 29 of 39 passes for 461 yards and six TDs despite a steady rain throughout the game. Iowa scored 31 unanswered points in the third quarter. Long's third quarter totals were 12-14 passes for 241 yards and four touchdowns. Both Robert Smith (4 catches, 115 yards) and Bill Happel (8, 104) had over 100 yards receiving.

**SCORING SUMMARY**

IA -- Hayes 6-yard pass from Long (Nichol kick)  
 IA -- Flagg 11-yard pass from Long (Nichol kick)  
 TX -- Bryant 11-yard pass from Dodge (Ward kick)  
 IA -- Bush 1-yard run (Nichol kick)  
 TX -- Harris 1-yard pass from Dodge (Ward kick)  
 TX -- Ward 46-yard field goal  
 IA -- Nichol 27-yard field goal  
 IA -- Nichol 35-yard field goal  
 IA -- Happel 33-yard pass from Long (Nichol kick)  
 IA -- Smith 49-yard pass from Long (Nichol kick)  
 IA -- Helverson 4-yard pass from Long (Nichol kick)  
 IA -- Hayes 15-yard pass from Long (Nichol kick)

**Attendance: 24,093**

TEXAS	TEAM STATISTICS	IOWA
15	First Downs	28
35-115	Rushes-yards	41-91
185	Passing yards	469
17-34-2	Passes	30-40-0
69-300	Total offense	81-560
5-43	Punts-average	4-42
3-3	Fumbles-lost	5-2
6-50	Penalties-yards	4-27

**INDIVIDUAL LEADERS**
**RUSHING**

IOWA: Gill 17-61.  
 UT: Orr 12-67, Johnson 8-56

**PASSING**

IOWA: Long 29-39-0-461  
 UT: Dodge 16-32-2-180

**RECEIVING**

IOWA: Smith 4-115, Happel 8-104, Flagg 5-71, Hayes 3-70  
 UT: Bryant 3-50, Duhon 1-47, Moerschell 4-40, Harris 6-37

**1986 Rose Bowl**

**UCLA -- 45, Iowa -- 28**  
**Jan. 1, 1986, Rose Bowl, Pasadena, Calif.**

UCLA	10	14	7	14	45
Iowa	7	3	7	11	28

**GAME RECAP**

UCLA freshman tailback Eric Ball paved the way for the Bruins' 45-28 upset victory over Big Ten champion Iowa. Ball, who didn't start, rambled for 227 yards on 22 carries. Ball scored on runs of 30, 40, six and 32 yards. Iowa QB Chuck Long completed 29 of 37 attempts for 319 yards and one score. The Hawkeyes turned the ball over five times, including four times in the first half, as UCLA built a 24-10 lead. RB Ronnie Harmon caught a career-high 11 passes for 102 yards and Rob Houghtlin added field goals of 24 and 52 yards. The teams combined for 889 yards of total offense and 54 first downs.

**SCORING SUMMARY**

IA -- Hudson 1-yard run (Houghtlin kick)  
 UCLA -- Ball 30-yard run (Lee kick)  
 UCLA -- Lee 42-yard field goal  
 IA -- Houghtlin 24-yard field goal  
 UCLA -- Ball 40-yard run (Lee kick)  
 UCLA -- Ball 6-yard run (Lee kick)  
 IA -- Long 4-yard run (Houghtlin kick)  
 UCLA -- Sherrard 6-yard pass from Stevens (Lee kick)  
 UCLA -- Ball 32-yard run (Lee kick)  
 IA -- Houghtlin 52-yard field goal  
 UCLA -- Stevens 1-yard run (Lee kick)  
 IA -- Happel 11-yard pass from Long (K. Harmon run)

**Attendance: 103,292**

UCLA	TEAM STATISTICS	IOWA
29	First Downs	25
55-299	Rushes-yards	34-82
189	Passing yards	319
16-26-1	Passes	29-38-1
81-488	Total offense	72-401
2-38	Punts-average	2-32
3-2	Fumbles-lost	4-4
6-36	Penalties-yards	5-40

**INDIVIDUAL LEADERS****RUSHING**

IOWA: R. Harmon 14-55, Hudson 13-53  
 UCLA: Ball 22-227, Green 13-46, Farr 5-42

**PASSING**

IOWA: Long 29-37-1-319  
 UCLA: Stevens 16-26-1-189

**RECEIVING**

IOWA: R. Harmon 11-102, Happel 6-89, Flagg 3-55, Smith 4-44  
 UCLA: Dorrell 3-59, Sherrard 4-48, Tennell 3-30

**1986 Holiday Bowl**

**Iowa -- 39, San Diego State -- 38**  
**Dec. 30, 1986, Jack Murphy Stadium, San Diego, Calif.**

Iowa	7	6	8	18	39
San Diego State	6	15	7	10	38

**GAME RECAP**

Rob Houghtlin's 41-yard field goal as time expired culminated an 18-point blitz in the final 8:39 and helped Iowa down San Diego State 39-38 in the ninth annual Holiday Bowl. The Hawkeyes stormed back on a pair of Mark Vlasic TD throws in the final period to take a 36-35 lead. SDSU's Kevin Rahill booted a 21-yard FG with 0:47 left to give the Aztecs a 38-36 advantage. Kevin Harmon returned the ensuing kickoff to the SDSU 37-yard line, and Houghtlin kicked the game winner four plays later. Iowa was able to win only after converting two-point conversions following two of its final three touchdowns.

**SCORING SUMMARY**

IA -- Bayless 5-yard run (Houghtlin kick)  
 SDSU -- Hardy 6-yard pass from Santos (kick failed)  
 SDSU -- Jackson 44-yard pass from Santos (Hardy run)  
 IA -- Vlasic 1-yard run (kick failed)  
 SDSU -- Gilbreath 28-yard pass from Santos (Rahill kick)  
 SDSU -- Gilmore 1-yard run (Rahill kick)  
 IA -- Hudson 1-yard run (Smith pass from Vlasic)  
 SDSU -- Hardy 6-yard run (Rahill kick)  
 IA -- Cook 29-yard pass from Vlasic (Flagg pass from Hartlieb)  
 IA -- Flagg 4-yard pass from Vlasic (Houghtlin kick)  
 SDSU -- Rahill 21-yard field goal  
 IA -- Houghtlin 41-yard field goal

**Attendance: 59,473**

IOWA	TEAM STATISTICS	SDSU
21	First Downs	17
41-141	Rushes-yards	36-117
222	Passing yards	298
15-29-1	Passes	21-33-2
70-363	Total offense	69-415
4-43	Punts-average	5-47
2-1	Fumbles-lost	0-0
4-17	Penalties-yards	7-70

**INDIVIDUAL LEADERS****RUSHING**

IOWA: Bayless 19-110, Hudson 9-43  
 SDSU: Hardy 26-83, Gilmore 7-35

**PASSING**

IOWA: Vlasic 15-28-1-222  
 SDSU: Santos 21-33-2-298

**RECEIVING**

IOWA: Flagg 4-66, Early 3-57, Cook 2-51  
 SDSU: Jackson 2-89, Gilbreath 5-87, Gilmore 9-70

**1987 Holiday Bowl**

Iowa -- 20, Wyoming -- 19  
 Dec. 30, 1987, Jack Murphy Stadium, San Diego, Calif.

Iowa	0	7	0	13	20
Wyoming	12	7	0	0	19

**GAME RECAP**

Iowa's defense and special teams scored two touchdowns and FB David Hudson tallied on a short run in the fourth period to rally the Hawkeyes to a 20-19 triumph over Wyoming in the 10th Holiday Bowl. Merton Hanks deflected a second-period punt, the first of his two blocked kicks, and Jay Hess covered it in the end zone for a score. Anthony Wright cut the lead to 19-13 with a 33-yard interception return. Greg Worker's 52-yard FG attempt was blocked by Hanks with 46 seconds left to preserve the victory. Wright, who added six tackles, was Iowa's game MVP. Wyoming had a 12-0 lead before Hess got the Hawkeyes on the scoreboard, but Iowa still trailed 19-7 at halftime before pitching a shutout in the second half.

**SCORING SUMMARY**

W -- Worker 43-yard field goal  
 W -- Worker 38-yard field goal  
 W -- Loving 15-yard pass from Burnett (pass failed)  
 IA -- Hess 10-yard blocked punt return (Houghtlin kick)  
 W -- Abraham 3-yard run (Worker kick)  
 IA -- Wright 33-yard interception return (Houghtlin kick)  
 IA -- Hudson 1-yard run (pass failed)

Attendance: 61,892

IOWA	TEAM STATISTICS	WYOMING
17	First Downs	19
36-94	Rushes-yards	21-43
237	Passing yards	332
21-35-0	Passes	28-51-1
71-331	Total offense	72-375
8-42	Punts-average	6-30
1-1	Fumbles-lost	0-0
6-57	Penalties-yards	7-61

**INDIVIDUAL LEADERS**
**RUSHING**

IOWA: Harmon 12-47, Hudson 10-43  
 UW: Abraham 14-39

**PASSING**

IOWA: Hartlieb 21-35-0-237  
 UW: Burnett 28-51-1-332

**RECEIVING**

IOWA: Flagg 6-93, Watkins 4-72, Cook 6-43  
 UW: Sargent 8-106, Loving 5-63, Wood 4-51, Joseph 4-42

**1988 Peach Bowl**

N. C. State -- 28, Iowa -- 23  
 Dec. 31, 1988, Fulton County Stadium, Atlanta, Ga.

Iowa	3	7	7	6	23
N. C. State	7	21	0	0	28

**GAME RECAP**

Iowa couldn't overcome seven turnovers, including three interceptions by North Carolina State's Michael Brooks, in a 28-23 loss in the Peach Bowl. NCSU jumped out to a 28-3 lead before the Hawkeyes staged a furious comeback with 20 unanswered points. Chuck Hartlieb passed for 428 yards -- 122 to Marv Cook and 101 and two TDs to Deven Harberts -- in the catch-up effort. The Hawkeyes trailed 28-3 just 15 minutes into the game before Hartlieb worked his magic. The Wolfpack also committed seven turnovers, losing five fumbles. Freshman Tyrell Jackson scored two TDs for North Carolina State.

**SCORING SUMMARY**

NCSU -- Davenport 1-yard run (Hartman kick)  
 IA -- Murphy 30-yard field goal  
 NCSU -- Peebles 75-yard pass from Montgomery (Hartman kick)  
 NCSU -- Jackson 2-yard run (Hartman kick)  
 NCSU -- Jackson 30-yard run (Hartman kick)  
 IA -- Harberts 8-yard pass from Hartlieb (Murphy kick)  
 IA -- Harberts 22-yard pass from Hartlieb (Murphy kick)  
 IA -- Smith 7-yard pass from Hartlieb (pass failed)

Attendance : 44,635

IOWA	TEAM STATISTICS	NCSU
21	First Downs	24
19-46	Rushes-yards	72-236
428	Passing yards	195
30-51-4	Passes	11-23-2
70-447	Total offense	95-401
6-36	Punts-average	5-36
4-3	Fumbles-lost	8-5
4-44	Penalties-yards	4-40

**INDIVIDUAL LEADERS**
**RUSHING**

IOWA: Saunders 6-22  
 NCSU: Jackson 17-86, Crite 13-53

**PASSING**

IOWA: Hartlieb 30-51-4-428  
 NCSU: Montgomery 7-10-1-152

**RECEIVING**

IOWA: Cook 8-122, Harberts 6-101, Bass 4-67  
 NCSU: Peebles 2-91



**1991 Rose Bowl**

Washington -- 46, Iowa -- 34  
Jan. 1, 1991, Rose Bowl, Pasadena, Calif.

Iowa	0	7	7	20	34
Washington	10	23	6	7	46

**GAME RECAP**

Iowa charged back from a 33-7 halftime deficit to pull within 13 (39-26) with 5:07 left, but Washington held on to defeat the Hawkeyes 46-34 in the highest-scoring game in Rose Bowl history. Nick Bell gained 64 yards to go over 1,000 for the season (1,009) and Tony Stewart became Iowa's all-time leading rusher (2,562). The receiving corps was a bright spot for Iowa, combining for 315 yards on 17 catches. Mike Saunders led Iowa's receivers with five catches for 99 yards and Bell totaled 85 yards on three receptions. Bell and QB Matt Rodgers both rushed for two touchdowns.

**SCORING SUMMARY**

UW -- Hanson 23-yard field goal  
UW -- Hall 27-yard return of blocked punt (Hanson kick)  
IA -- Bell 15-yard run (Skillett kick)  
UW -- Hanson 38-yard field goal  
UW -- Mincy 37-yard return of interception (run failed)  
UW -- Brunell 5-yard run (Hanson kick)  
UW -- Bailey 22-yard pass from Brunell (Hanson kick)  
IA -- Rodgers 7-yard run (Skillett kick)  
UW -- Brunell 20-yard run (run failed)  
IA -- Rodgers 9-yard run (run failed)  
IA -- Bell 20-yard run (run failed)  
UW -- Bailey 31-yard pass from Brunell (Hanson kick)  
IA -- Saunders 12-yard pass from Rodgers (Velicer pass from Rodgers)

**Attendance: 101,273**

WASH	TEAM STATISTICS	IOWA
19	First Downs	19
40-222	Rushes-yards	39-139
163	Passing yards	315
14-25-2	Passes	17-37-4
65-385	Total Offense	76-454
4-42	Punts-average	6-33
3-1	Fumbles-lost	4-1
5-45	Penalties-yards	8-55
30:30	Possession time	29:30

**INDIVIDUAL LEADERS****RUSHING**

IOWA: Bell 11-64, Montgomery 4-26, Stewart 7-21  
UW: Lewis 19-128, Bryant 3-47, Brunell 10-28

**PASSING**

IOWA: Rodgers 15-34-3-196, Hughes 1-1-0-66, Titley 1-1-0-53  
UW: Brunell 14-22-1-163

**RECEIVING**

IOWA: Saunders 5-99, Bell 3-85, Filloon 1-53  
UW: Bailey 2-53, Turner 3-36, Pierce 4-32

**1991 Holiday Bowl**

Iowa -- 13, Brigham Young -- 13  
Dec. 30, 1991, Jack Murphy Stadium, San Diego, Calif.

Iowa	6	7	0	0	13
BYU	0	6	0	7	13

**GAME RECAP**

Iowa's attempt to become the winningest team in Hawkeye history came up just short at the hands of Ty Detmer and Brigham Young. The 1990 Heisman Trophy winner passed for 350 yards in rallying the Cougars back from a 13-0 halftime deficit. Iowa built its lead on two touchdown runs by Mike Saunders. Saunders joined Iowa's exclusive 1,000-yard in a season club. He had 103 yards on 19 carries in the Holiday Bowl to give him 1,022 for the season and 1,476 career rushing yards. Iowa QB Matt Rodgers completed 19 of 28 passes for 221 yards. Jon Filloon caught a career-high seven passes for 107 yards in his final game as a Hawkeye. All-American defensive end Leroy Smith was injured in the first half and never returned to the Iowa lineup. BYU had a chance to win the game with under 30 seconds to play. The Cougars had a first down on the Iowa 18-yard line with the score tied. However, Detmer's final pass was intercepted by Carlos James at the goal line. Teddy Jo Faley led Iowa's defenders with 14 tackles, including 13 solo stops. The Hawkeyes finished the season ranked 10th in both the AP and CNN/USA Today polls with a 10-1-1 record.

**SCORING SUMMARY**

IA -- Saunders 13-yard run (kick failed)  
IA -- Saunders 5-yard run (Skillett kick)  
BYU -- Tuipulotu 9-yard pass from Detmer (kick failed)  
BYU -- Anderson 29-yard pass from Detmer (Kauffman kick)

**Attendance: 60,646**

BYU	TEAM STATISTICS	IOWA
26	First Downs	20
33-80	Rushes-yards	33-125
350	Passing yards	221
29-44-1	Passes	19-28-1
2-88	Punts-average	4-139
0-0	Fumbles-lost	0-0
7-60	Penalties-yards	7-61
32:23	Possession time	27:37

**INDIVIDUAL LEADERS****RUSHING**

IOWA: Saunders 19-103, Montgomery 7-35  
BYU: Willis 13-61, Tuipulotu 12-44

**PASSING**

IOWA: Rodgers 19-28-1-221  
BYU: Detmer 29-44-1-350

**RECEIVING**

IOWA: Filloon 7-107, Hughes 5-48, Cross 3-31  
BYU: Tuipulotu 8-85, Rex 6-71, Drage 5-62, Nowatzke 3-60

**TACKLES**

IOWA: Faley 14, Polly 8, Blue 6, Clark 6, Derby 6  
BYU: Hansen 9, Mitchell 9, Arnold 8, Biegel 6

**1993 Alamo Bowl**

California -- 37, Iowa -- 3  
 Dec. 31, 1993, Alamodome, San Antonio, Texas

Iowa	0	0	3	0	3
California	6	17	7	7	37

**GAME RECAP**

California exploded for 17 points in the second quarter and defeated Iowa 37-3 in the inaugural Alamo Bowl. The Golden Bears built a 9-0 lead on three field goals by Doug Brien, then expanded their advantage to 16-0 on a six-yard touchdown pass from Dave Barr to Mike Caldwell. Iowa's deficit grew when Jerrott Willard picked off a Paul Burmeister pass and ran it 61 yards for a score just before halftime. Iowa's only points in the second half came on a 42-yard field goal by Brion Hurley in the third quarter. Iowa finished the season 6-6. A bright spot was punter Nick Gallery, who averaged 43 yards on eight punts. Harold Jasper had four pass receptions for 55 yards to lead Iowa's receivers. Larry Blue received the Alamo Bowl Sportsmanship Award. The game marked Coach Hayden Fry's first return to his home state for a game since he took the Iowa job 15 years earlier.

**SCORING SUMMARY**

Cal -- Brien 37-yard field goal  
 Cal -- Brien 20-yard field goal  
 Cal -- Brien 30-yard field goal  
 Cal -- Caldwell 6-yard pass from Barr (Brien kick)  
 Cal -- Willard 61-yard interception return (Brien kick)  
 IA -- Hurley 42-yard field goal  
 Cal -- Uwaezuoke 34-yard pass from Barr (Brien kick)  
 Cal -- Remington 12-yard pass from Barr (Brien kick)

Attendance: 45,716

CAL	TEAM STATISTICS	IOWA
28	First Downs	5
55-179	Rushes-yards	21-20
266	Passing yards	70
445	Total offense	90
21-28-0	Passes	6-17-1
2-42	Punts-average	8-43
3-1	Fumbles-lost	1-0
5-35	Penalties-yards	10-74
43:14	Possession time	16:46

**INDIVIDUAL LEADERS**
**RUSHING**

IOWA: Kahl 5-27, King 5-19, Shaw 4-14  
 CAL: Chapman 24-89, Edwards 6-42, Rutherford 10-40

**PASSING**

IOWA: Burmeister 6-17-1-37  
 CAL: Barr 21-28-0-266

**RECEIVING**

IOWA: Jasper 4-55, Dean 2-15  
 CAL: Caldwell 5-80, Uwaezuoke 2-55, Chapman 5-50

**TACKLES**

IOWA: Dailey 16, Sether 10, Hilliard 9  
 CAL: Willard 6, Spears 5

**1995 Sun Bowl**

Iowa -- 38, Washington -- 18  
 Dec. 29, 1995, Sun Bowl Stadium, El Paso, Texas

Iowa	10	11	10	7	38
Washington	0	0	6	12	18

**GAME RECAP**

Iowa jumped out to the early lead and didn't look back, defeating Pac-10 co-champion Washington, 38-18, in the 62nd annual Sun Bowl. Sedrick Shaw started the Iowa scoring by taking a handoff and running 58 yards for a touchdown only 1:52 into the game. Kickers Brion Hurley and Zach Bromert each added a pair of field goals. A snap over the punter's head led to a safety and a 21-0 halftime lead for the Hawkeyes. Hurley kicked his third field goal of the day from 50 yards out as Iowa's lead climbed to 24 in the third quarter. Washington got on the board for the first time at the 8:37 mark of the third quarter when Shane Fortney hit Jerome Pathon on a 30-yard touchdown pass. Iowa fullback Michael Burger scored on runs of eight- and one-yard to increase the score to 38-6 before Washington added two late scores. The Iowa defense recorded four sacks while forcing three fumbles. Hawkeye running backs Shaw (135) and Tavian Banks (122) each rushed for over 100 yards. The win moved Iowa's final record to 8-4.

**SCORING SUMMARY**

IA -- Shaw 58-yard run (Bromert kick)  
 IA -- Hurley 49-yard field goal  
 IA -- Safety, punt snap out of endzone  
 IA -- Bromert 33-yard field goal  
 IA -- Hurley 47-yard field goal  
 IA -- Hurley 50-yard field goal  
 W -- Pathon, 30-yard pass from Fortney (pass failed)  
 IA -- Burger 8-yard run (Bromert kick)  
 IA -- Burger 1-yard run (Bromert kick)  
 W -- Coleman 3-yard pass from Huard (pass failed)  
 W -- Conwell 20-yard pass from Huard (run failed)

Attendance: 49,116

IOWA	TEAM STATISTICS	UW
18	First Downs	14
50-286	Rushes-yards	29-96
135	Passing yards	250
421	Total offense	346
26-11-2	Passes	37-19-0
5-39.4	Punts-average	7-27.1
1-0	Fumbles-lost	3-3
12-106	Penalties-yards	8-58
35:32	Possession time	24:28

**INDIVIDUAL LEADERS**
**RUSHING**

IOWA: Shaw 21-135, Banks 13-122, Burger 7-39  
 UW: Neal 9-65, Shehee 8-38

**PASSING**

IOWA: Sherman 24-11-1-135  
 UW: Huard 26-14-0-194, Fortney 11-5-0-56

**RECEIVING**

IOWA: Slutzker 4-66, Dwight 3-40  
 UW: Conwell 4-71, Pathen 4-62, Coleman 3-33

**TACKLES**

IOWA: Rollins 8, Diaco 6, Jackson 6  
 UW: Aleaga 14, Devers 9, Jensen 9, Malloe 9, Davis 9

**1996 Alamo Bowl**Iowa -- 27, Texas Tech -- 0  
Dec. 29, 1996, Alamodome, San Antonio, Texas

Iowa	6	11	0	10	27
Texas Tech	0	0	0	0	0

**GAME RECAP**

In its first trip back to San Antonio since losing to California 37-3 in the inaugural 1993 Alamo Bowl, Iowa's defense put on a clinic in stopping the run - one runner in particular. Iowa's group of run-stoppers, headed by sophomore linebackers Matt Hughes and Vernon Rollins, held Doak Walker Award winner and 2,000-yard rusher Byron Hanspard to 64 yards rushing on 18 attempts. In the process the Hawkeyes shut down Texas Tech for a dominating 27-0 win. Hanspard's longest run of the evening was 17 yards, as Iowa controlled the line of scrimmage and limited the Red Raiders to 60 yards total rushing. The victory was Iowa's second shutout of the season (the Hawkeyes also blanked Wisconsin 31-0). And while Hanspard was held in check throughout, Iowa senior Sedrick Shaw was unstoppable as he rushed for 113 yards on 20 carries and one touchdown. Shaw's second touchdown run was impressive, as he broke three tackles enroute to the end zone. Matt Sherman led a consistent Iowa offense with 126 yards passing - 105 to wide receiver Tim Dwight. The Hawkeye ground attack churned for 217 yards. Hughes finished with eight tackles, while Rollins added five. Sophomore Jared DeVries finished with two sacks and five tackles, three for a loss. Shaw and DeVries were named offensive and defensive MVP's, respectively.

**SCORING SUMMARY**

IA -- Sherman 1-yard run (Bromert rush failed)  
 IA -- Shaw 20-yard run (Knipper pass reception)  
 IA -- Bromert 36-yard field goal  
 IA -- Bromert 26-yard field goal  
 IA -- Filer 14-yard run (Bromert kick)

**Attendance: 55,677**

IOWA	TEAM STATISTICS	TTU
23	First Downs	13
52-217	Rushes-yards	31-61
139	Passing yards	145
356	Total offense	206
10-17	Passes	14-32
0-0	Fumbles-lost	0-0
8-78	Penalties-yards	7-68
34:56	Possession time	25:04

**INDIVIDUAL LEADERS****RUSHING**

IOWA: Shaw 20-113, Filer 4-41, Banks 13-30, Granquist 4-25  
 TTU: Hanspard 18-64, Lethridge 12- (-4)

**RECEIVING**

IOWA: Dwight 6-105, Knipper 1-17, Willock 1-13  
 TTU: Hart 4-46, McKenzie 3-38, DuBuc 3-20

**PASSING**

IOWA: Sherman 9-16-126, Driscoll 1-1-13  
 TTU: 13-28-1-139. Cavazos 1-4-6

**TACKLES**

IOWA: Hughes 8, DeVries 5, Rollins 5, Ennis-Inge 5  
 TTU: Brown 7, Reagor 6, Jones 5, Johnson 5

**1997 Sun Bowl**Arizona State -- 17, Iowa -- 7  
Dec. 31, 1997, Sun Bowl Stadium, El Paso, Texas

Arizona State	0	10	7	0	17
Iowa	0	0	0	7	7

**GAME RECAP**

An incredible defensive effort by Arizona State, it picked apart Iowa's ninth-ranked offense and earned the Sun Devils a 17-7 win in the Norwest Sun Bowl. The Sun Devil offense overshadowed Iowa, as ASU rushed for 268 yards and compiled 377 yards total offense. RB Tavian Banks sparked the offense unit on Iowa's second possession, breaking loose for a 26-yard run to the ASU 30. Unfortunately, for Iowa, ASU held the nation's fourth-best rusher to only 52 yards in the game. In the second quarter ASU set a seven-play, 55-yard scoring drive into motion, and never looked back. The Sun Devils recovered an Iowa fumble late in the first half and added a field goal for a 10-0 halftime advantage.

Iowa was able to score on a six-play, 87-yard scoring drive, under the direction of quarterback Randy Reiners, late in the fourth quarter. LBs Raj Clark and Matt Hughes led the Iowa defense, each recording 12 tackles, while CB Ed Gibson added 11. Jared DeVries contributed nine tackles, two tackles for loss and one sack. Iowa punter Jason Baker was named Sun Bowl Special Teams MVP after averaging 48.9 yards per punt, including a Sun Bowl-record 76-yarder.

**SCORING SUMMARY**

ASU -- Jackson 35-yard pass from Campbell (Nycz kick)  
 ASU -- Nycz 20-yard field goal  
 ASU -- Martin 1-yard run (Nycz kick)  
 IA -- Carter 26-yard pass from Reiners (Bromert kick)

**Attendance: 49,104**

IOWA	TEAM STATISTICS	ASU
10	First Downs	18
30-19	Rushes-Yards	61-268
190	Passing Yards	109
209	Total Yards	377
12-27-0	Passes	5-11-0
8-48.9	Punts-Average	9-36.1
0-0	Fumbles-Lost	0-0
7-44	Penalties-Yards	11-90
24:31	Possession Time	35:29

**INDIVIDUAL LEADERS****RUSHING**

IOWA: Banks 14-52, Thein 3-5, Burger 1-1  
 ASU: Martin 27-169, Redmond 13-50

**PASSING**

IOWA: Sherman 8-22-0-120, Reiners 4-5-0-70  
 ASU: Campbell 5-11-0-109

**RECEIVING**

IOWA: Gibson 3-79, Dwight 3-51, Banks 2-12  
 ASU: Jackson 2-44, Mitchell 1-41

**TACKLES**

IOWA: Clark 12, Hughes 12, Gibson 11, Cooks 10, LaFleur 10  
 ASU: Jackson 7, Staat 6

**2001 Alamo Bowl**

Iowa -- 19, Texas Tech -- 16  
 December 29, 2001, Alamodome, San Antonio, Texas

Texas Tech	0	3	7	6	16
Iowa	3	7	3	6	19

**GAME RECAP**

Nate Kaeding kicked a 47-yard field goal with 44 seconds to play in the game and defensive back Bob Sanders intercepted a Texas Tech pass in the endzone on the final play as Iowa defeated the Red Raiders 19-16 in the 2001 Alamo Bowl. The Hawkeyes ended the season with a 7-5 overall record with the bowl victory. The crowd of 65,232 marked the second largest crowd in Alamo Bowl history.

The Hawkeye drove 53 yards in eight plays for the final score of the game, which was the fourth field goal of the day for Kaeding. Texas Tech had tied the score at 16-16 with 2:05 remaining before Iowa's game winning drive. Iowa QB Kyle McCann accounted for most of the yardage in the final scoring drive. He completed three straight passes for 41 totals yards and then scrambled for 16 yards to the Tech 26-yardline to set up Kaeding's game winning kick.

Kaeding tied an Iowa record with the four field goals, which came from 36, 31, 46 and 47 yards. Iowa took an early 10-0 lead in the first half, using a ball control offense to keep the Red Raider passing attack on the sidelines. Tech got on the scoreboard on the final play of the half on a 50-yard field goal and tied the score at 10-10 on its first possession of the third quarter.

An interception by Iowa's Derrick Pickens led to an Iowa field goal for a 13-10 advantage and good field position led to Kaeding's 46-yard effort that put Iowa in front 16-10. Pickens was named the Outstanding Defensive Player of the Game, while RB Aaron Greiving earned that award for offense. Filling in for the injured Ladell Betts, Greiving rushed 25 times for 115 yards, including a one-yard scoring run for Iowa's only touchdown. McCann completed 19-26 passes for 161 yards, with no interceptions.

Along with the interception on the final play of the game, Sanders led the Iowa defense with 11 tackles. Grant Steen added eight stops and Benny Sapp had seven tackles and an interception. Iowa's defense held Texas Tech to just 80 net rushing yards.

**SCORING SUMMARY**

IA -- Kaeding 36-yard field goal  
 IA -- Greiving 1-yard run (Kaeding kick)  
 TTU -- Greathouse 50-yard field goal  
 TTU -- Walker 20-yard pass from Kingsbury (Treece kick)  
 IA -- Kaeding 31-yard field goal  
 IA -- Kaeding 46-yard field goal  
 TTU -- Treece 23-yard field goal  
 TTU -- Treece 37-yard field goal  
 IA -- Kaeding 47-yard field goal

**Attendance: 65,232**

TTU	TEAM STATISTICS	IOWA
20	First Downs	20
20-80	Rushes-Yards	44-178
309	Passing Yards	161
49-29-3	Passes (A-C-I)	26-19-0
389	Total Offense	339
5-37.2	Punts-Average	5-36.0
0-0	Fumbles-Lost	1-0
5-35	Penalties-Yards	5-26
24:57	Possession Time	35:03

**INDIVIDUAL LEADERS**
**RUSHING**

TTU: Kingsbury 9-42, Williams 9-30  
 IOWA: Greiving 25-115, Allen 7-36, McCann 7-26

**PASSING**

TTU: Kingsbury 29-49-309  
 IOWA: McCann 19-26-161

**RECEIVING**

TTU: Peters 8-60, Glover 6-77, Welker 6-62, Francis 5-90  
 IOWA: Hill 6-49, Clark 4-30, Dodge 4-26, Allen 3-38

**TACKLES**

TTU: Sailor 12, Hawkins 9  
 IOWA: Sanders 10, Steen 8, Meyer 7, Sapp 7

**2003 Orange Bowl**

Southern California -- 38, Iowa -- 17  
 January 2, 2003, Orange Bowl, Pro Player Stadium, Miami, Fla.

Iowa	10	0	0	7	17
Southern Cal	7	3	14	14	38

**GAME RECAP**

Southern Cal's big second half lifted the Trojans past Iowa, 38-17 in the 2003 FedEx Orange Bowl. Iowa, which saw its nine-game winning streak come to an end, completed the season with an 11-2 overall record and an eighth place ranking in the final polls.

Hawkeye C. J. Jones opened the game by returning the kickoff an Orange Bowl record 100 yards, giving Iowa an early 7-0 lead. The Trojans quickly answered with a four-play, 79-yard drive that ended with a Justin Fargas four-yard run.

Iowa and USC each added 35-yard field goals before the half. Iowa had an opportunity to take the lead, but a seven-play, 41-yard drive stalled on the USC one-yard line as the half ended and USC blocked an Iowa field goal attempt on the final play.

USC controlled the second half by scoring touchdowns on its first three possessions. USC's defense stifled the Hawkeyes. Heisman Trophy winning QB Carson Palmer led USC by completing 21 of 31 passes for 303 yards and one touchdown. He was named the Orange Bowl MVP. Fargas became only the second Hawkeye opponent to eclipse 100 rushing yards as he gained 122 in 20 attempts. His rushing numbers included a 50-yard scoring scamper that marked the longest run against the Iowa defense all season.

QB Brad Banks completed 15-36 passes for 204 yards and one touchdown. Banks threw 103 consecutive passes without an interception before USC's Jason Leach picked one off in the fourth quarter. Banks also rushed eight times for 36 yards. His 423 rushing yards is an Iowa record for quarterbacks in a season.

WR Maurice Brown and TE Dallas Clark led the Iowa receivers. Brown had six receptions for 63 yards and a touchdown, while Clark tallied four receptions for 97 yards. Brown's 18-yard touchdown reception in the fourth quarter broke the school record for TD receptions in a season. Jones ran back four kickoffs for 169 yards, which is an Orange Bowl record and an Iowa bowl game record for return yards.

Defensive backs Bob Sanders and Derek Pagel led Iowa's defensive unit recording 13 and 10 tackles, respectively. The Iowa defense sacked Palmer four times, which included DE Matt Roth's team-leading 11th sack in the second quarter.

**SCORING SUMMARY**

IA -- Jones 100-yard kickoff return (Kaeding kick)  
 USC -- Fargas 4-yard run (Killeen kick)  
 IA -- Kaeding 35-yard field goal  
 USC -- Killeen 35-yard field goal  
 USC -- Williams 18-yard pass from Palmer (Killeen kick)  
 USC -- Fargas 50-yard run (Killeen kick)  
 USC -- McCullough 5-yard run (Killeen kick)  
 USC -- Byrd 6-yard run (Killeen kick)  
 IA -- Brown 18-yard pass from Banks (Kaeding kick)

**Attendance: 75,971**

USC	TEAM STATISTICS	IOWA
30	First Downs	18
49-247	Rushes-Yards	22-119
303	Passing Yards	204
21-31-0	Passes (C-A-I)	15-36-1
550	Total Offense	323
2-37.5	Punts-Average	5-42.6
2-0	Fumbles-Lost	2-1
6-45	Penalties-Yards	13-85
38:06	Possession Time	21:54

**INDIVIDUAL LEADERS**
**RUSHING**

IOWA: Russell 9-45, Banks 8-36  
 USC: Fargas 20-122, McCullough 12-76

**PASSING**

IOWA: Banks 15-36-204  
 USC: Palmer 21-31-303

**RECEIVING**

IOWA: Clark 4-97, Brown 6-6  
 USC: Williams 6-99, Colbert 6-81

**TACKLES**

IOWA: Sanders 13, Pagel 10, Worthy 7, Cole 7  
 USC: Pollard 6, Grootegoed 6, Allmond 5



**2004 Outback Bowl**Iowa -- 37, Florida -- 17  
January 1, 2004, Raymond James Stadium, Tampa, Fla.

Iowa	7	13	14	3	37
Florida	7	0	3	7	17

**GAME RECAP**

After falling behind 7-0 in the first quarter, Iowa scored 27 unanswered points en route to a 37-17 triumph over No. 17 Florida in the 2004 Outback Bowl. The victory was Iowa's first over the Gators and its first January bowl win since the 1959 Rose Bowl. After allowing an early Florida touchdown, Iowa scored on three of its next four possessions to end the half.

WR Maurice Brown caught a three-yard touchdown pass from QB Nathan Chandler to even the game at 7-7 late in the first quarter. PK Nate Kaeding converted a 47-yard field goal to give Iowa the lead, and the Hawkeyes followed with a Chandler five-yard scoring run. A 32-yard Kaeding field goal gave Iowa a 20-7 halftime lead.

Iowa maintained momentum in the second half after holding Florida to a three-and-out on its first possession. Matt Melloy blocked the Florida punt and also recovered it in the end zone for a touchdown. It marked the first time in Iowa bowl history that a Hawkeye player both blocked and recovered a punt for a touchdown.

The Gators added a field goal on their next possession, but two possessions later Iowa RB Fred Russell, who was named Outback Bowl MVP, scampered 34 yards for a touchdown to give Iowa a commanding 34-10 advantage. Kaeding added a 38-yard field goal to end Iowa's scoring.

Russell finished with 204 all-purpose yards. He carried the ball 21 times for 150 yards and one touchdown and returned three kickoffs for 54 yards. Chandler completed 13-25 passes for 170 yards, one passing touchdown, one rushing score and no interceptions. Brown caught six passes for 96 yards and one score.

Defensively, Iowa held the Gators to an Outback Bowl record-low 57 rushing yards, marking the eighth time in 2003 that the Hawkeyes held their opponents to 75 yards or less on the ground. DB Sean Considine collected a game-high nine tackles (three solo, six assists). LB Abdul Hodge registered eight stops (three solo, five assists). DT Tyler Luebke, DE Matt Roth and DE Howard Hodges each recorded one sack.

**SCORING SUMMARY**

UF -- Kight 70-yard pass from Leak (Leach kick)  
IA -- Brown 3-yard pass from Chandler (Kaeding kick)  
IA -- Kaeding 47-yard field goal  
IA -- Chandler 5-yard run (Kaeding kick)  
IA -- Kaeding 32-yard field goal  
IA -- Melloy 0-yard blocked punt return (Kaeding kick)  
UF -- Leach 48-yard field goal  
IA -- Russell 34-yard run (Kaeding kick)  
IA -- Kaeding 38-yard field goal  
UF -- Baker 25-yard pass from Leak (Leach kick)

**Attendance: 65,372**

IOWA	TEAM STATISTICS	UF
22	First Downs	16
49-328	Rushes-Yards	28-57
170	Passing Yards	268
408	Total Offense	325
13-26-0	Passes	22-41-1
7-42.6	Punts-Average	10-40.1
1-0	Fumbles-Lost	1-0
3-15	Penalties-Yards	4-43
34:10	Possession Time	25:50

**INDIVIDUAL LEADERS****RUSHING**

IOWA: Russell 21-150, Lewis 12-45  
UF: Carthon 10-44, Fason 4-23

**PASSING**

IOWA: Chandler 13-25-170  
UF: Leak 22-41-268

**RECEIVING**

IOWA: Brown 6-96, Hinkel 3-44  
UF: Perez 7-70, Small 3-37

**TACKLES**

IOWA: Considine 9, Hodge 8  
UF: Crowder 8, Thomas 7, Bailey 7

**2005 Capital One Bowl**Iowa -- 30, Louisiana State -- 25  
January 1, 2005, Florida Citrus Bowl, Orlando, Fla.

LSU	0	12	0	13	25
Iowa	7	7	3	13	30

**GAME RECAP**

Fifth-year senior Warren Holloway caught an improbable 56-yard game-winning touchdown pass from QB Drew Tate as time expired to lift Iowa to a thrilling 30-25 triumph over 11th-ranked LSU in the 2005 Capital One Bowl. The 56-yard bomb on the final play was arguably the best finish in bowl history. The reception was Holloway's first career touchdown.

Iowa grabbed an early 7-0 lead when Tate connected with WR Clinton Solomon on a 57-yard score on its first possession. The 57-yarder tied Iowa's longest touchdown reception in a bowl game (Dave Moritz from Chuck Long in the 1982 Peach Bowl). LSU cut the Hawkeye lead to 7-6 on a pair of field goals midway through the second quarter. Iowa extended its lead to 14-6 when Miguel Merrick blocked a punt and Sean Considine returned the ball seven yards for a touchdown. The Tigers answered on their next possession with a 74-yard touchdown run, but failed to convert the extra point.

PK Kyle Schlicher scored the only points of the third quarter on a 19-yard field goal to stretch Iowa's lead to 17-12. RB Marques Simmons scored on a four-yard run with 12:48 remaining to give the Hawkeyes a 24-12 advantage. LSU rallied with a pair of touchdown passes to WR Skyler Green (22 and three yards) as the Tigers took their first lead of the game, 25-24, with 46 seconds left.

Tate drove Iowa to the 44-yard line before throwing the pass to Holloway as the final seconds clicked off the clock. The victory gave Iowa its 10th win of the year, marking the third straight season the Hawkeyes have collected 10 wins or more.

Tate was named the Capital One Bowl MVP, while DL Jonathan Babineaux was recognized as Iowa's Defensive MVP. Tate completed 20-32 passes for 287 yards and two touchdowns. The scoring passes of 56 and 57 yards marked the first time an Iowa quarterback has tossed two touchdowns over 50 yards in a bowl game.

WR Ed Hinkel caught a career and game-high 10 passes for 93 yards, one reception shy of an Iowa bowl record. Solomon caught four passes for 81 yards and one score, while Holloway caught four passes for 72 yards and one touchdown.

Defensively, Iowa recorded 10 tackles for loss, including five sacks. LB Abdul Hodge racked up a game-high 15 tackles (10 solo), including 2.5 sacks. LB Chad Greenway tallied nine tackles (seven solo), including one for loss. Babineaux registered seven tackles (five solo), including 4.5 for loss and 2.5 sacks. Additionally, the Hawkeyes' special teams blocked two punts, including returning one for a touchdown.

Iowa finished the season ranked eighth for the third consecutive year. The Hawkeyes finished in the top 10 three straight seasons for only the second time ever (1956-58).

**SCORING SUMMARY**

IA -- Solomon 57-yard pass from Tate (Schlicher kick)  
LSU -- Jackson 29-yard field goal  
LSU -- Jackson 47-yard field goal  
IA -- Considine 7-yard blocked punt return (Schlicher kick)  
LSU -- Broussard 74-yard run (Jackson kick failed)  
IA -- Schlicher 19-yard field goal  
IA -- Simmons 4-yard run (Schlicher kick)  
LSU -- Green 22-yard pass from Russel (Jackson kick)  
LSU -- Green 3-yard pass from Russel (Russel pass failed)  
IA -- Holloway 56-yard pass from Tate (no PAT attempted)

**Attendance: 70,229**

LSU	TEAM STATISTICS	IOWA
19	First Downs	16
36-167	Rushes-Yards	29-47
228	Passing Yards	287
346	Total Offense	334
23-35-1	Passes	20-32-2
6-30.2	Punts-Average	6-49.2
1-0	Fumbles-Lost	1-0
5-42	Penalties-Yards	9-50
34:12	Possession Time	25:48

**INDIVIDUAL LEADERS****RUSHING**

IOWA: Simmons 13-35, Mickens 5-14  
LSU: Broussard 13-109, Addai 11-27

**PASSING**

IOWA: Tate 20-32-287  
LSU: Russell 12-15-0-128, Randall 10-15-1-89

**RECEIVING**

IOWA: Hinkel 10-93, Solomon 4-81  
LSU: Bowe 8-122, Green 6-59

**TACKLES**

IOWA: Hodge 15, Greenway 9  
LSU: Daniels 7, Turner 7

**2006 Outback Bowl**

Florida -- 31, Iowa -- 24  
 January 2, 2006, Raymond James Stadium, Tampa, Fla.

Iowa	0	7	0	17	24
Florida	7	17	7	0	31

**GAME RECAP**

Florida scored the game's first 17 points and held off a late Iowa surge to defeat the Hawkeyes 31-24 in the 2006 Outback Bowl. The Gators blocked and returned an Iowa punt for a score on Iowa's first possession to take a 7-0 advantage. Florida then added a 21-yard field goal and returned an interception 60 yards to take a 17-0 lead with 1:57 left in the first half.

Iowa scored its first points on a 20-yard touchdown pass from QB Drew Tate to WR Clinton Solomon. However, the Gators answered the Hawkeye score with a touchdown with one second left in the period to take a 24-7 halftime advantage.

Florida added a 38-yard touchdown pass for the only score of the third quarter, but Iowa rallied to score 17 fourth-quarter points to make for an exciting finish. WR Ed Hinkel caught touchdown passes of four and 14 yards from Tate, while PK Kyle Schlicher converted a 45-yard field goal to cut the Florida lead to 34-21 with 1:24 left. Iowa's comeback fell short as the Hawkeyes failed to recover an onside kick. On the previous play, Iowa recovered the onside kick, only to be flagged for an offside penalty.

Tate completed 32-55 passes for 346 yards and three scores; the 32 pass completions and 55 attempts established Iowa bowl records. Hinkel caught a team-high nine passes for 87 yards and tied an Iowa bowl record with two touchdown receptions. Damian Sims tied an Iowa bowl record with five kickoff returns for 107 yards.

Florida QB Chris Leak completed 25-40 passes for 278 yards and two TDs. Leak's two touchdown passes went to Outback Bowl MVP, WR Dallas Baker, who caught 10 passes for 147 yards.

LB Abdul Hodge amassed an Outback Bowl and Iowa bowl record 19 tackles (14 solo) to lead the Hawkeye defense. DB Antwan Allen and DB Marcus Paschal each added 10 tackles, while LB Chad Greenway recorded nine stops. Allen became the first Iowa player to start in four January bowl games.

**SCORING SUMMARY**

UF -- McColm 6-yard blocked punt return (Hetland kick)  
 UF -- Hetland 21-yard field goal  
 UF -- Brown 60-yard interception return (Hetland kick)  
 IA -- Solomon 20-yard pass from Tate (Schlicher kick)  
 UF -- Baker 24-yard pass from Leak (Hetland kick)  
 UF -- Baker 38-yard pass from Leak (Hetland kick)  
 IA -- Hinkel 4-yard pass from Tate (Schlicher kick)  
 IA -- Hinkel 14-yard pass from Tate (Schlicher kick)  
 IA -- Schlicher 45-yard field goal

**Attendance: 65,881**

IOWA	TEAM STATS	UF
23	First Downs	26
20-64	Rushes-Yards	42-169
346	Passing Yards	278
410	Total Offense	447
32-55-1	Passes	25-40-0
6-30.7	Punts-Average	3-46.3
0-0	Fumbles-Lost	1-1
8-60	Penalties-Yards	5-30
24:35	Possession Time	35:25

**INDIVIDUAL LEADERS**
**RUSHING**

IOWA: Young 13-34, Tate, 3-24  
 UF: Moore 13-88, Wynn 8-34

**PASSING**

IOWA: Tate 32-55-1-346  
 UF: Leak 25-40-0-278

**RECEIVING**

IOWA: Solomon 7-96, Chandler 7-89  
 UF: Baker 10-147, Jackson 7-76

**TACKLES**

IOWA: Hodge 19, Allen 10, Paschal 10  
 UF: Webb 10, Brown 7, Herring 7

**2006 Alamo Bowl**

Texas -- 26, Iowa -- 24  
 December 30, 2006, Alamodome, San Antonio, Texas

Texas	3	7	10	6	26
Iowa	14	0	7	3	24

**GAME RECAP**

Texas outscored Iowa 23-10 in the final three periods en route to a 26-24 Alamo Bowl victory over the Hawkeyes in front of a bowl-record 65,875 fans in the Alamodome. Iowa sprinted out of the gates, scoring touchdowns on its first two possessions. RB Albert Young scored on a one-yard run and WR Andy Brodell caught a 63-yard touchdown pass from QB Drew Tate. The 63-yard pass is the longest TD pass in Iowa bowl history.

After a Texas field goal, Iowa looked to stretch its lead to 21-3 on a nine-yard touchdown reception by TE Scott Chandler, but a flag negated the score. Texas intercepted a Tate pass in the end zone on the very next play. The Longhorns took advantage of Iowa's misfortune and turned the turnover in seven points. Iowa took a 14-10 lead into the half.

The Longhorns scored the next 10 points on a 43-yard field goal and a 72-yard touchdown pass to grab a 20-14 advantage midway through the third period. Iowa quickly answered with a four-play, 68-yard drive that culminated with a 23-yard touchdown reception by Brodell.

Texas responded with a touchdown on the following possession to go up 26-21. Iowa added a PK Kyle Schlicher 38-yard field goal late in the fourth quarter to cut the deficit to 26-24. The Longhorns became the first team to win the Alamo Bowl when trailing at the half.

Tate completed 15-25 passes for 274 yards and two touchdowns. Brodell tied an Iowa bowl record with two touchdown receptions and matched a career high with 159 receiving yards on six receptions. Furthermore, the 159 yards is an Alamo Bowl receiving record, besting Michigan's Amani Toomer's 135 yards set in 1995.

Texas QB Colt McCoy was named the Most Outstanding Offensive Player. McCoy completed 26-40 passes for 308 yards and two scores.

Four Hawkeyes recorded seven tackles or more. DB Miguel Merrick had a team-high eight tackles. DB Charles Godfrey and LB Ed Miles each were credited with seven stops.

**SCORING SUMMARY**

IA -- Young 1-yard run (Schlicher kick)  
 IA -- Brodell 63-yard pass from Tate (Schlicher kick)  
 UT -- Bailey 27-yard field goal  
 UT -- Sweed 20-yard pass from McCoy (Bailey kick)  
 UT -- Bailey 43-yard field goal  
 UT -- Charles 72-yard pass from McCoy (Bailey kick)  
 IA -- Brodell 23-yard pass from Tate (Schlicher kick)  
 UT -- Young 2-yard run (Bailey kick)  
 IA -- Schlicher 38-yard field goal

**Attendance: 65,875**

IOWA	TEAM STATS	UT
17	First Downs	17
34-89	Rushes-Yards	21-70
274	Passing Yards	308
59-363	Total Offense	61-378
15-25-1	Passes	26-40-0
5-42.4	Punts-Average	6-37.8
2-1	Fumbles-Lost	2-1
8-53	Penalties-Yards	6-60
30:56	Possession Time	29:04

**INDIVIDUAL LEADERS**
**RUSHING**

IOWA: Young 13-64, Sims, 12-26  
 UT: Charles 4-26, Shipley 1-14

**PASSING**

IOWA: Tate 15-25-1-274  
 UT: McCoy 26-40-0-308

**RECEIVING**

IOWA: Brodell 6-159, Douglas 3-40  
 UT: Finley 8-46, Cosby 7-59

**TACKLES**

IOWA: Merrick 8, Godfrey 7, Milles 7, Gabelmann 7  
 UT: Miller 11, Griffin 10, Derry 6

**2009 Outback Bowl**Iowa -- 31, South Carolina -- 10  
January 1, 2009, Raymond James Stadium, Tampa, Fla.

South Carolina	0	0	0	10	10
Iowa	14	7	10	0	31

**GAME RECAP**

Iowa forced five South Carolina turnovers and scored the game's first 31 points en route to a convincing 31-10 victory at the 2009 Outback Bowl in Raymond James Stadium. This game marked Iowa's third appearance in six years at the Outback Bowl. Iowa finished the season winning six of its last seven games and pushed its all-time bowl record to 12-10-1.

RB Shonn Greene was named the bowl's Most Valuable Player after rushing for 121 yards and three touchdowns on 29 carries. The 29 attempts, three rushing scores and 18 points are new Iowa bowl records. Greene finished his junior campaign with a school single-season record 20 rushing touchdowns and 1,850 rushing yards. Additionally, he rushed for over 100 yards in all 13 games, also an Iowa single-season record.

QB Ricky Stanzi completed 13-19 passes for 147 yards and a touchdown. He completed a six-yard touchdown to WR Trey Stross on Iowa's opening drive. Iowa's tight ends combined for seven receptions and 92 yards – Brandon Myers had four catches for 49 yards, while Tony Moeaki had three for 43 yards.

Iowa led 21-0 at halftime on two Greene one-yard runs and Stross' six-yard touchdown reception. PK Daniel Murray converted an 18-yard field goal and Greene scored his third touchdown from 11 yards out to stretch Iowa's cushion to 31-0. The Gamecocks scored the final 10 points on a 10-yard pass and a 48-yard field goal.

Defensively, Iowa collected three interceptions, which tied an Iowa bowl record, and recovered two fumbles. Four of the five South Carolina miscues came in the first 30 minutes. SS Tyler Sash tied an Outback Bowl and Iowa bowl record with two thefts. He returned the two interceptions 74 total yards, which is an Iowa bowl record. DB Bradley Fletcher recorded the other interception in the end zone and also forced a fumble. LB A. J. Edds recovered both South Carolina fumbles. LB Pat Angerer had six tackles and a sack and LB Jeremiha Hunter was credited with four tackles, including two for loss, and a pass break-up.

Iowa dominated time of possession, controlling the ball for 35:54, compared to only 24:06 for South Carolina.

**SCORING SUMMARY**

IA -- Stross, 6-yard pass from Stanzi (Murray kick)  
IA -- Greene, 1-yard run (Murray kick)  
IA -- Greene, 1-yard run (Murray kick)  
IA -- Murray, 18-yard field goal  
IA -- Greene, 11-yard run (Murray kick)  
SC -- Cook, 10-yard pass from Smelley (Succop kick)  
SC -- Succop, 48-yard field goal

**Attendance: 55,117**

SC	TEAM STATISTICS	IOWA
17	First Downs	22
14-43	Rushes-Yards	47-181
270	Passing Yards	147
64-313	Total Offense	66-328
26-50-3	Passes	13-19-2
2-42.5	Punts-Average	2-44.0
2-2	Fumbles-Lost	2-1
10-100	Penalties-Yards	6-50
24:06	Possession Time	35:54

**INDIVIDUAL LEADERS****RUSHING**

IOWA: Greene 29-121, Hampton 12-54  
SC: Garcia 5-25, Maddox 3-17

**PASSING**

IOWA: Stanzi 13-19-147  
SC: Garcia 9-18-0-79, Smelley 16-31-1-179

**RECEIVING**

IOWA: Myers 4-49, Moeaki 3-43  
SC: McKinley 6-86, Barnes 5-40

**TACKLES**

IOWA: Angerer 6, five others with four  
SC: Brinkley 11, Norwood 9, Culliver 7

**2010 FedEx Orange Bowl**Iowa -- 24, Georgia Tech -- 14  
Jan. 5, 2010, Land Shark Stadium, Miami, Fla.

Iowa	14	0	3	7	24
Georgia Tech	7	0	7	0	14

**GAME RECAP**

Iowa turned in another dominating defensive performance in defeating ninth-ranked Georgia Tech, 24-14, in the 2010 FedEx Orange Bowl. The Hawkeyes won their second straight January bowl game and evened their record at 1-1 in BCS games.

The Iowa defense limited Georgia Tech to 155 yards total offense, including just 12 passing yards. The Yellow Jackets entered the game ranked second in the nation in rushing offense. Georgia Tech was held to just 32 net yards on 20 offensive plays in the first half.

Iowa quarterback Ricky Stanzi, after missing the final two games of the regular season due to injury, completed his first eight pass attempts in leading the Hawkeyes to a 14-0 advantage in the first period. Stanzi connected with TE Tony Moeaki for a 54-yard gain to set up the first score of the game, a four-yard completion to WR Marvin McNutt.

Iowa added a second touchdown on its next possession, as Stanzi connected with WR Colin Sandeman on a 21-yard scoring play. Stanzi completed 17-29 passes for 231 yards and the two scores.

Georgia Tech used a pass interception return for its only points of the first half, leaving Iowa with a 14-7 advantage at the break. The Hawkeyes increased the advantage to 17-7 late in the third period on a 33-yard field goal by Daniel Murray.

After Tech narrowed the margin to 17-14 early in the final period, Iowa again turned to its defense. Senior LB A. J. Edds had a pass interception and the Iowa defense forced another Tech punt with 4:54 remaining. Freshman RB Brandon Wegher sealed the win with a 32-yard scoring run with 1:56 left to play.

Wegher ended the game with 113 rushing yards on 16 carries. Moeaki had 85 yards on four receptions, Sandeman had four receptions for a career-best 53 yards and Derrell Johnson-Koulianos had four receptions for 63 yards before leaving the game in the second quarter due to injury.

DE Adrian Clayborn had nine solo tackles and was named the Most Valuable Player. Senior LB Pat Angerer added 10 tackles and Clayborn had two QB sacks.

**SCORING SUMMARY**

IA -- Marvin McNutt, four-yard pass from Ricky Stanzi (Murray kick)  
IA -- Colin Sandeman, 21-yard pass from Stanzi (Murray kick)  
GT -- Jerrard Tarrant, 40-yard int. return (Blair kick)  
IA -- Daniel Murray, 33-yard field goal  
GT -- Anthony Allen, one-yard run (Blair kick)  
IA -- Brandon Wegher, 32-yard run (Murray kick)

**Attendance: 66,131**

IOWA	TEAM STATS	GA TECH
21	First Downs	9
40-172	Rushes-Yards	41-143
231	Passing Yards	12
17-29-1	Passes	2-9-1
69-403	Total Offense	50-155
4-36.0	Punts-Avg	7-49.1
2-1	Fumbles-Lost	0-0
4-25	Penalties-Yards	9-68
32:23	Possession Time	27:37

**INDIVIDUAL LEADERS****RUSHING**

IOWA: Wegher 16-113-1 TD; Robinson 14-59  
GA TECH: Dwyer 14-49; Nesbitt 20-46

**PASSING**

IOWA: Stanzi 17-29-1-2TDs  
GA TECH: Nesbitt 2-9-1

**RECEIVING**

IOWA: Moeaki 4-85; Johnson-Koulianos 4-63; Sandeman 4-53-1  
GA TECH: Dwyer 2-12

**TACKLES**

IOWA: Angerer 10; Clayborn 9  
GA TECH: Burnett 8; Tarrant 6

**2010 Insight Bowl**

Iowa 27, Missouri 24  
 Dec. 28, 2010, Sun Devil Stadium, Tempe, Ariz.

Missouri	3	7	14	0	24
Iowa	7	10	3	7	27

**GAME RECAP**

Iowa used record setting performances on both offense and defense to earn a 27-24 win over 12th-ranked Missouri in the 2010 Insight Bowl. The win was the third straight bowl victory for the Hawkeyes and the fourth of the season (in eight games) against a nationally-ranked opponent.

Freshman RB Marcus Coker was the key player for the Iowa offense, rushing 33 times for 219 yards and two touchdowns. Both the rushing attempts and yards established Iowa bowl records.

Sophomore DB Micah Hyde scored the winning points with 5:32 remaining in the game on a 72-yard interception return for a touchdown. That set an Iowa bowl record and ranks as the eighth longest return in school history.

Following Hyde's touchdown, Missouri drove to the Iowa 46 on its next possession, but a pass attempt on fourth-and-six was incomplete and Iowa's offense maintained possession for the final 2:15. Iowa ended the game at the one-yard line as time expired.

Iowa won the toss and elected to start the game on offense. Coker gave the Hawkeyes an early 7-0 advantage with a one-yard scoring run to complete the opening drive. Missouri responded with a field goal on its first drive, but Coker added a 62-yard scoring run early in the second period to give Iowa a 14-3 advantage.

The Hawkeyes added a 34-yard Mike Meyer field goal later in the period before Missouri scored on a 10-yard run to cut Iowa's halftime advantage to 17-10. Brett Greenwood's interception in the end zone ended Missouri's final drive just before halftime.

Iowa's only offensive points of the second half came midway through the third period when Meyer added a 21-yard field goal for a 20-10 advantage, capping a 93-yard scoring drive. The Tigers cut the lead to 20-17 later in the third quarter and took their first advantage at 24-20 with under a minute left in the period.

Hyde's interception return, the fourth for the Hawkeyes in 13 games, was the only scoring in the final quarter.

Stanzi complemented Coker's rushing effort by completing 11-21 passes for 200 yards. Colin Sandeman (4-44) and Reisner (3-50) led Iowa's receivers.

The Iowa defense was led by Greenwood, who collected 11 tackles to go with his second quarter interception. DB Shaun Prater added nine tackles and LB James Morris had seven. DL Karl Klug and DL Christian Ballard each collected a QB sack.

**SCORING SUMMARY**

IA -- Marcus Coker, one-yard run (Mike Meyer kick)  
 MIZZOU -- Grant Ressel, 23-yard field goal  
 IA -- Marcus Coker, 62-yard run (Mike Meyer kick)  
 IA -- Mike Meyer, 34-yard field goal  
 MIZZOU -- Henry Josey, 10-yard run (Grant Ressel kick)  
 IA -- Mike Meyer, 21-yard field goal  
 MIZZOU -- Blaine Gabbert, seven-yard run (Grant Ressel kick)  
 MIZZOU -- Michael Egnew, three-yard pass from B. Gabbert (G. Ressel kick)  
 IA -- Micah Hyde, 72-yard interception return (Mike Meyer kick)

Attendance: 53,453

MIZZOU	TEAM STATS	IOWA
24	Score	27
32	First Downs	19
29-78	Rushes-Yards	37-225
434	Passing Yards	200
41-57-2	Passes	11-21-2
86-512	Total Offense	58-425
4-42.0	Punts-Avg.	3-44.7
3-0	Fumbles-Lost	0-0
5-48	Penalties-Yards	3-19
29:49	Possession Time	30:11

**INDIVIDUAL LEADERS**
**RUSHING**

IOWA: Coker 33-219; Stanzi 2-9  
 MIZZOU: Lawrence 6-40; Moore 6-32

**PASSING**

IOWA: Stanzi 11-21-200  
 MIZZOU: Gabbert 41-57-2-434

**RECEIVING**

IOWA: Sandeman 4-44; Reisner 3-50  
 MIZZOU: Moe 15-152; Jackson 9-129

**TACKLES**

IOWA: Greenwood 11; Prater 9  
 MIZZOU: Ebner 9; Jackson 7; Rutland 7

**2011 Insight Bowl**

Oklahoma 31, Iowa 14  
 Dec. 30, 2011, Sun Devil Stadium, Tempe, Ariz.

Iowa	0	0	0	14	14
Oklahoma	7	7	7	10	31

**GAME RECAP**

Iowa rallied in the second half, closing to within a touchdown with 6:56 remaining, but 14th-ranked Oklahoma controlled the ball over the second half of the final period in recording a 31-14 win at the 2011 Insight Bowl.

Oklahoma built a 21-0 advantage before Iowa got its offense going in the second half. Iowa used a 16-play drive that consumed 7:50, scoring on a 5-yard pass from QB James Vandenberg to TE C. J. Fiedorowicz on the second play of the final quarter.

After holding Oklahoma to three plays on consecutive possessions, the Iowa offense drove 78 yards in 12 plays, cutting the deficit to 21-14 on a 9-yard pass from Vandenberg to RB Jordan Canzeri. Oklahoma was able to drive to the Iowa 21 before adding a field goal with 2:33 remaining for a 24-14 advantage. After Iowa failed on a fourth down attempt, the Sooners added a final touchdown in the closing minute of play.

Oklahoma took a 7-0 lead in the first period, covering five yards in two plays following a pass interception. Oklahoma's only extended offensive drive of the second quarter covered 66 yards in 13 plays as the Sooners led 14-0 at halftime.

Iowa's defense held the Sooners to just 89 yards total offense in the first half. Oklahoma, which entered the game ranked fourth in the nation in total offense, was held to 275 yards total offense, its lowest output of the season.

Vandenberg completed 23-44 passes for 216 yards and two scores, with one interception. Canzeri led Iowa's ground attack with 58 yards on 22 carries and he added six pass receptions for 28 yards and a touchdown. WR Marvin McNutt, Jr. recorded four receptions for 46 yards. He tied Iowa's single-season reception record with 82 catches in 13 games.

The Iowa defense was led by senior LB Tyler Nielsen with eight tackles, while LB Christian Kirksey added seven. Senior DT Mike Daniels recorded three tackles for loss and two QB sacks among his five tackles and senior DE Broderick Binns recorded Iowa's only pass interception.

**SCORING SUMMARY**

OU -- Blake Bell, 4-yard run (Mike Hunnicutt kick)  
 OU -- Blake Bell, 4-yard run (Mike Hunnicutt kick)  
 OU -- Trent Ratterree, 3-yard pass from Landry Jones (Mike Hunnicutt kick)  
 IA -- C. J. Fiedorowicz, 5-yard pass from James Vandenberg (Mike Meyer kick)  
 IA -- Jordan Canzeri, 9-yard pass from James Vandenberg (Mike Meyer kick)  
 OU -- Mike Hunnicutt, 35-yard field goal  
 OU -- Blake Bell, 21-yard run (Mike Hunnicutt kick)

Attendance: 54,247

IOWA	TEAM STATS	OU
14	Score	31
21	First Downs	16
37-76	Rushes-Yards	37-114
216	Passing Yards	161
23-45-2	Passes	16-25-1
82-292	Total Offense	62-275
6-44.3	Punts-Avg.	6-50.3
1-0	Fumbles-Lost	0-0
6-36	Penalties-Yards	6-45
33:14	Possession Time	26:46

**INDIVIDUAL LEADERS**
**RUSHING**

IOWA: Canzeri 22-58; White 4-20  
 OU: Bell 10-51-3 TDs; Clay 9-44

**PASSING**

IOWA: Vandenberg 23-44-1-216-2 TDs  
 OU: Jones 16-25-1-161-1 TD

**RECEIVING**

IOWA: Canzeri 6-28-1 TD; Davis 5-76; McNutt, Jr. 4-46  
 OU: Jackson 3-45; Stills 3-31

**TACKLES**

IOWA: Nielsen 8; Kirksey 7  
 OU: Jefferson 7; Fleming 7



## 2014 Outback Bowl

LSU 21, Iowa 14

Jan. 1, 2014, Outback Bowl, Raymond James Stadium, Tampa, Fla.

Iowa	0	0	7	7	14
LSU	7	7	0	7	21

## GAME RECAP

No. 14 LSU scored 14-first-half points and ultimately held on to defeat Iowa, 21-14, at the 2014 Outback Bowl in Tampa.

The Tigers drove 77 yards on the first possession of the game to grab a 7-0 advantage. It marked the first offensive touchdown allowed in the opening period by Iowa since the season opener against Northern Illinois (Aug. 31).

In the second quarter, LSU capitalized on a Kevonte Martin-Manley fumbled punt at the 39-yard line, scoring seven plays later on a 14-yard rush to take a 14-0 halftime lead.

John Lowdermilk provided a spark in the third quarter, intercepting QB Anthony Jennings and returning his first career theft 71 yards to the 1-yard line. The 71-yard interception return is the 12th-longest in school history. Three plays later RB Mark Weisman scored on a 2-yard rush to cut the deficit to 14-7.

Midway through the fourth quarter, Iowa marched inside the LSU red zone, but a fourth down interception at the LSU 8-yard line thwarted a game-tying scoring drive.

LSU scored its third touchdown on a Jeremy Hill 37-yard rush, his second score of the game, with 1:50 left to play.

Iowa's Jordon Cotton returned the ensuing kickoff a career-long 96 yards to the LSU 4-yard line. The 96-yard kickoff return is the eighth-longest return in school history and longest non-touchdown kickoff return in Iowa annals. Two plays later, QB C.J. Beathard connected with Martin-Manley in the end zone for a 4-yard touchdown for the final score. Iowa was unable to recover the ensuing onside kick.

QB Jake Rudock completed 9-of-22 passes for 102 yards before leaving in the third period due to injury. Beathard completed 4-of-7 passes for 55 yards and a score.

Weisman rushed 18 times for 37 yards, while TE C.J. Fiedorowicz caught a game-high four passes for 46 yards.

Cotton's 42.7 kickoff return average on three attempts broke the Outback Bowl record for kickoff return average.

Iowa's defense did a good job containing Jennings and the LSU offense, collecting seven tackles for loss, including four sacks, and an interception. LB James Morris recorded eight tackles and reached 400 career tackles in his career -- becoming only the sixth Hawkeye to accomplish that feat.

## SCORING SUMMARY

LSU -- Anthony Jennings, 2-yard run (Delahoussaye kick)

LSU -- Jeremy Hill, 14-yard run (Delahoussaye kick)

IA -- Mark Weisman, 2-yard run (Meyer kick)

LSU -- Jeremy Hill, 37-yard run (Delahoussaye kick)

IA -- Kevonte Martin-Manley, 4-yard pass from C.J. Beathard (Meyer kick)

Attendance: 51,296

IOWA	TEAM STATS	LSU
11	First Downs	15
37-76	Rushes-Yards	51-220
157	Passing Yards	82
13-30-2	Com-Att-Int	7-20-1
67-233	Total Offense	71-302
7-40.3	Punts-Avg.	10-46.9
2-1	Fumbles-Lost	0-0
2-10	Penalties-Yards	6-53
25:06	Possession Time	34:54

## INDIVIDUAL LEADERS

## RUSHING

IOWA: Weisman 18-37; Canzeri 7-34

LSU: Hill 28-216

## PASSING

IOWA: Rudock 9-22-102, 1 INT; Beathard 4-7-55, 1 TD

LSU: Jennings 7-19-82, 1 INT

## RECEIVING

IOWA: Fiedorowicz 4-46; Duzey 3-58

LSU: Odell 2-35; Jarvis 2-21

## TACKLES

IOWA: Kirksey 10; Morris 8

LSU: Loston 6; Welter 6; Mills 6

NOTE: 2016 Rose Bowl summary appears on p. 118.

## 2015 TaxSlayer Bowl

Tennessee 45, Iowa 28

Jan. 2, 2015, EverBank Field, Jacksonville, Fla.

Iowa	0	7	0	21	28
Tennessee	21	14	7	3	45

## GAME RECAP

Tennessee scored the game's first 28 points en route to a 45-28 win over Iowa at the TaxSlayer Bowl in Jacksonville, Florida.

RB Mark Weisman rushed for two scores, while QB C.J. Beathard threw for two touchdowns to account for Iowa's scoring. Weisman scored on runs of three and one yard in the second and fourth quarters, respectively. The Hawkeye senior finished his career with 32 rushing touchdowns, one shy of the school record held by Sedrick Shaw and Tavian Banks.

Beathard connected with TE Ray Hamilton (31 yards) and WR Matt VandeBerg (18 yards) in the fourth period. Beathard finished the game completing 13-of-23 passes for 145 yards. The two passing touchdowns were a single-game career best.

WR Kevonte Martin-Manley caught three passes for 23 yards. His third reception broke the school record for career catches by a Hawkeye with 174. He finished his career with 1,799 career receiving yards, No. 13 all-time. The bowl game was the 51st career game for the Hawkeye senior; Martin-Manley joins five other players to play in 51 career games during the Kirk Ferentz era.

Jordan Canzeri led the Hawkeye ground attack, rushing 12 times for 120 yards -- his second career 100-yard game. His game totals pushed him over the 1,000 yards rushing, becoming the 45th Iowa player to accomplish the feat.

LB Josey Jewell led all players with a career-best 14 tackles and was named Iowa's TaxSlayer Bowl MVP. Jewell, a redshirt freshman, made his fourth career start. LB Quinton Alson (11) and CB Desmond King (10) also reached double-digits in tackles. CB Maurice Fleming (five) and LB Ben Niemann (four) recorded career bests in tackles.

CB Desmond King recorded his second career interception in the third quarter (37-yard return). Iowa's defense has had at least one interception in six straight bowl games.

## SCORING SUMMARY

UT -- Hurd, 3-yard run (Medley kick)

UT -- Hurd, 29-yard run (Medley kick)

UT -- Wharton, 49-yard pass from Marlin Lane (Medley kick)

UT -- Dobbs, 8-yard run (Medley kick)

IA -- Mark Weisman, 3-yard run (Koehn kick)

UT -- Person, 19-yard pass from Joshua Dobbs (Medley kick)

UT -- Dobbs, 11-yard run (Medley kick)

IA -- Mark Weisman, 1-yard run (Koehn kick)

UT -- Medley, 28-yard field goal

IA -- Ray Hamilton, 31-yard pass from C.J. Beathard (Koehn kick)

IA -- Matt VandeBerg, 18-yard pass from C.J. Beathard (Koehn kick)

Attendance: 56,310

IOWA	TEAM STATS	UT
23	First Downs	27
35-244	Rushes-Yards	51-283
177	Passing Yards	178
15-31-1	Com-Att-Int	17-22-1
66-421	Total Offense	73-461
6-35.8	Punts-Avg.	4-37.2
1-1	Fumbles-Lost	0-0
4-37	Penalties-Yards	4-55
27:52	Possession Time	32:08

## INDIVIDUAL LEADERS

## RUSHING:

IOWA: Canzeri 12-120; Beathard 8-82

UT: Hurd 16-122; Dobbs 13-76

## PASSING:

IOWA: Beathard 13-23-145, 2 TD, 1 INT; Rudock 2-8-32

UT: Dobbs 16-21-129, 1 TD, 1 INT

## RECEIVING:

IOWA: Hamilton 3-51; Martin-Manley 3-23

UT: Pearson 7-75

## TACKLES:

IOWA: Jewell 14; King 10; Lowdermilk 8

UT: Reeves-Maybin 13; McNeil 7



## 156 | Iowa Hawkeye Football

The University of Iowa Athletics Department established the “Kinnick Stadium Wall of Honor” prior to the start of the 2013 season.

Nine former Hawkeyes have their name and jersey number displayed on the lowest ribbon adjacent the letters of the Paul W. Brechler Press Box. The numbers coincide with the jersey number each player wore their senior season.

To be considered for inclusion on the Kinnick Stadium Wall of Honor, former UI football players must be a member of the UI Varsity Club Hall of Fame, and meet one of the following three criteria:

1. Member of both the National Football Foundation College Football Hall of Fame and the Helms Athletic Foundation Hall of Fame\*
2. Member of one of the two above mentioned nationally recognized Halls of Fame, and a consensus All-American
3. Two-time Consensus All-American

*\*The Helms Athletic Foundation is no longer active, rendering it invalid for future consideration.*

### **#1 – Aubrey Devine (1919-21)**

Devine won the Big Ten Conference Medal for Excellence in athletics and academics, and was quarterback and captain of Iowa’s 1921 Big Ten championship team. He led the Hawkeyes in rushing, passing, and scoring in 1919 and 1920. He drop-kicked a field goal to beat Notre Dame, 10-7, in 1921, as Iowa earned a share of its first mythical national championship.

### **#25 – Randy Duncan (1956-58)**

Duncan won Big Ten and Iowa MVP honors when he led the Hawkeyes to a Rose Bowl title in 1959. He finished second in the 1958 Heisman Trophy balloting. Duncan was a two-time all-conference pick, earned Walter Camp and Player of the Year honors from three organizations, and was the No. 1 pick in the 1958 NFL draft. Iowa shared the mythical national title in both 1956 and 1958, while also earning the Grantland Rice Award in 1958, symbolic of the national football championship.

### **#62 – Calvin Jones (1953-55)**

Jones was named to 22 All-America teams in his career and in 1955 was named winner of the Outland Trophy, awarded to the nation’s top interior lineman. He was Iowa’s first two-time consensus All-American, and his No. 62 jersey is one of only two numbers retired by the Hawkeyes.

### **#77 – Alex Karras (1956-57)**

Karras was a Rose Bowl champion and a consensus All-American in 1957. He was the first two-time AP All-American in Iowa history and a winner of the Outland Trophy, awarded to the nation’s top interior lineman. Karras was Heisman Trophy runner-up in 1957, and a member of the inaugural class of the Iowa Lettermen’s Club Hall of Fame.

### **#24 – Nile Kinnick (1937-39)**

Kinnick won the only Heisman Trophy in school history when he swept the Heisman, Maxwell and Walter Camp awards in 1939. He was the Big Ten MVP for Iowa’s legendary 1939 Ironmen team. He was a Phi Beta Kappa scholar and senior class president, his No. 24 jersey is one of two retired numbers at Iowa, and in 1972 the Hawkeyes’ stadium was named in his honor.

### **#1 – Gordon Locke (1920-22)**

Locke primarily played fullback during his Hawkeye career, but in 1922 he was a Walter Camp first team All-America quarterback, and he’s listed as a defensive back on Iowa’s all-time football team. He scored 72 points as a senior to set a then-Big Ten record, and was awarded the Big Ten Medal of Honor (1923).

### **#16 – Chuck Long (1982-85)**

Long quarterbacked the Hawkeyes to the 1986 Rose Bowl, the same year he became the first player in NCAA history to pass for more than 10,000 career yards. He finished runner-up in the closest Heisman Trophy contest in the award’s history in 1985, and previously held the NCAA record for consecutive completions with 22 at Indiana (1984). Long was named a first team All-Big Ten performer three times, including 1985 when he was named conference MVP.

### **#15 – Duke Slater (1918-21)**

Fred “Duke” Slater was a seven-time letterman at the University of Iowa, competing in football and track from 1918-21. He was an All-Big Ten tackle for the Hawkeyes from 1919-21, and an All-America track and field athlete from 1920-21. He is a member of Iowa’s all-time team. In 1928, Slater earned his law degree from the University of Iowa, and in 1951 he became the first black player inducted into the inaugural College Football Hall of Fame.

### **#36 – Larry Station (1982-85)**

Station was named a consensus All-American in 1984 and 1985, becoming just the second Hawkeye in program history to earn multiple honors. He is the only player in school history to lead the team in tackles four times, and in 1985 finished his career with the all-time tackles record (492). Station started the final 42 games of his career, earned All-America mention in each of his four seasons, and is a linebacker on Iowa’s all-time football team. He was a finalist for the Lombardi and Butkus awards in 1985, and was a three-time first team All-Big Ten honoree. He is Iowa’s most recent induction into the College Football Hall of Fame.

Following is a year-by-year listing of final football rankings that have included the University of Iowa.

### **Associated Press**

#### **1939**

1. Texas A&M
2. Tennessee
3. Southern California
4. Cornell
5. Tulane
6. Missouri
7. UCLA
8. Duke
9. **IOWA**
10. Duquesne
11. Boston College
12. Clemson
13. Notre Dame
14. Santa Clara
15. Ohio State
16. Georgia Tech
17. Fordham
18. Nebraska
19. Oklahoma
20. Michigan

#### **1953**

1. Maryland
2. Notre Dame
3. Michigan State
4. Oklahoma
5. UCLA
6. Rice
7. Illinois
8. Georgia Tech
9. **IOWA**
10. West Virginia
11. Texas
12. Texas Tech
13. Alabama
14. Army
15. Wisconsin
16. Kentucky
17. Auburn
18. Duke
19. Stanford
20. Michigan

#### **1956**

1. Oklahoma
2. Tennessee
3. **IOWA**
4. Georgia Tech
5. Texas A&M
6. Miami (FL)
7. Michigan
8. Syracuse
9. Michigan State
10. Oregon State
11. Baylor
12. Minnesota

13. Pittsburgh
14. Texas Christian
15. Ohio State
16. Navy
17. George Washington
18. Southern California
19. Clemson
20. Colorado

#### **1957**

1. Auburn
2. Ohio State
3. Michigan State
4. Oklahoma
5. Navy
6. **IOWA**
7. Mississippi
8. Rice
9. Texas A&M
10. Notre Dame
11. Texas
12. Arizona State
13. Tennessee
14. Mississippi State
15. North Carolina State
16. Duke
17. Florida
18. Army
19. Wisconsin
20. Virginia Military

#### **1958**

1. Louisiana State
2. **IOWA**
3. Army
4. Auburn
5. Oklahoma
6. Air Force
7. Wisconsin
8. Ohio State
9. Syracuse
10. Texas Christian
11. Mississippi
12. Clemson
13. Purdue
14. Florida
15. South Carolina
16. California
17. Notre Dame
18. Southern Methodist
19. Oklahoma State
20. Rutgers

#### **1960**

1. Minnesota
2. Mississippi
3. **IOWA**
4. Navy
5. Missouri
6. Washington
7. Arkansas
8. Ohio State
9. Alabama
10. Duke
11. Kansas

12. Baylor
13. Auburn
14. Yale
15. Michigan State
16. Penn State
17. New Mexico State
18. Florida
19. Syracuse
19. Purdue

#### **1981**

1. Clemson
2. Texas
3. Penn State
4. Pittsburgh
5. Southern Methodist
6. Georgia
7. Alabama
8. Miami (FL)
9. North Carolina
10. Washington
11. Nebraska
12. Michigan
13. Brigham Young
14. Southern California
15. Ohio State
16. Arizona State
17. West Virginia
18. **IOWA**
19. Missouri
20. Oklahoma

#### **1983**

1. Miami (FL)
2. Nebraska
3. Auburn
4. Georgia
5. Texas
6. Florida
7. Brigham Young
8. Michigan
9. Ohio State
10. Illinois
11. Clemson
12. Southern Methodist
13. Air Force
14. **IOWA**
15. Alabama
16. West Virginia
17. UCLA
18. Pittsburgh
19. Boston College
20. East Carolina

#### **1984**

1. Brigham Young
2. Washington
3. Florida
4. Nebraska
5. Boston College
6. Oklahoma
7. Oklahoma State
8. Southern Methodist
9. UCLA
10. Southern California

11. South Carolina
12. Maryland
13. Ohio State
14. Auburn
15. Louisiana State
16. **IOWA**
17. Florida State
18. Miami (FL)
19. Kentucky
20. Virginia

#### **1985**

1. Oklahoma
2. Michigan
3. Penn State
4. Tennessee
5. Florida
6. Texas A&M
7. UCLA
8. Air Force
9. Miami (FL)
10. **IOWA**
11. Nebraska
12. Arkansas
13. Alabama
14. Ohio State
15. Florida State
16. Brigham Young
17. Baylor
18. Maryland
19. Georgia Tech
20. Louisiana State

#### **1986**

1. Penn State
2. Miami (FL)
3. Oklahoma
4. Arizona State
5. Nebraska
6. Auburn
7. Ohio State
8. Michigan
9. Alabama
10. Louisiana State
11. Arizona
12. Baylor
13. Texas A&M
14. UCLA
15. Arkansas
16. **IOWA**
17. Clemson
18. Washington
19. Boston College
20. Virginia Tech

#### **1987**

1. Miami (FL)
2. Florida State
3. Oklahoma
4. Syracuse
5. Louisiana State
6. Nebraska
7. Auburn
8. Michigan State
9. UCLA

10. Texas A&M
11. Oklahoma State
12. Clemson
13. Georgia
14. Tennessee
15. South Carolina
16. **IOWA**
17. Notre Dame
18. Southern California
19. Michigan
20. Arizona State

#### **1990**

1. Colorado
2. Georgia Tech
3. Miami (FL)
4. Florida State
5. Washington
6. Notre Dame
7. Michigan
8. Tennessee
9. Clemson
10. Houston
11. Penn State
12. Texas
13. Florida
14. Louisville
15. Texas A&M
16. Michigan State
17. Oklahoma
18. **IOWA**
19. Auburn
20. Southern California
21. Mississippi
22. Brigham Young
23. Virginia
24. Nebraska
25. Illinois

#### **1991**

1. Miami (FL)
2. Washington
3. Penn State
4. Florida State
5. Alabama
6. Michigan
7. Florida
8. California
9. East Carolina
10. **IOWA**
11. Syracuse
12. Texas A&M
13. Notre Dame
14. Tennessee
15. Nebraska
16. Oklahoma
17. Georgia
18. Clemson
19. UCLA
20. Colorado
21. Tulsa
22. Stanford
23. Brigham Young
24. North Carolina State
25. Air Force



**1995**

1. Nebraska
2. Florida
3. Tennessee
4. Florida State
5. Colorado
6. Ohio State
7. Kansas State
8. Northwestern
9. Kansas
10. Virginia Tech
11. Notre Dame
12. Southern Cal
13. Penn State
14. Texas
15. Texas A&M

16. Virginia
17. Michigan
18. Oregon
19. Syracuse
20. Miami
21. Alabama
22. Auburn
23. Texas Tech
24. Toledo
25. **IOWA**

**1996**

1. Florida
2. Ohio State
3. Florida State
4. Arizona State
5. Brigham Young
6. Nebraska
7. Penn State
8. Colorado
9. Tennessee
10. North Carolina
11. Alabama
12. LSU
13. Virginia Tech
14. Miami (FL)
15. Northwestern
16. Washington
17. Kansas State

**18. IOWA**

19. Notre Dame
20. Michigan
21. Syracuse
22. Wyoming
23. Texas
24. Auburn
25. Army

**2002**

1. Ohio State
2. Miami (FL)
3. Georgia
4. USC
5. Oklahoma
6. Texas
7. Kansas State
8. **IOWA**
9. Michigan
10. Washington State

11. Alabama
12. North Carolina State
13. Maryland
14. Auburn
15. Boise State
16. Penn State
17. Notre Dame
18. Virginia Tech
19. Pittsburgh
20. Colorado
21. Florida State
22. Virginia
23. Texas Christian
24. Marshall
25. West Virginia

**2003**

1. Southern Cal
2. Louisiana State
3. Oklahoma
4. Ohio State
5. Miami
6. Michigan
7. Georgia
8. **IOWA**
9. Washington State
10. Miami, OH
11. Florida State
12. Texas
13. Mississippi
14. Kansas State
15. Tennessee
16. Boise State
17. Maryland
18. Purdue
19. Nebraska
20. Minnesota
21. Utah
22. Clemson
23. Bowling Green
24. Florida
25. Texas Christian

**2004**

1. Southern Cal
2. Auburn
3. Oklahoma
4. Utah
5. Texas
6. Louisville
7. Georgia
8. **IOWA**
9. California
10. Virginia Tech
11. Miami
12. Boise State
13. Tennessee
14. Michigan
15. Florida State
16. LSU
17. Wisconsin
18. Texas Tech
19. Arizona State
20. Ohio State
21. Boston College

22. Fresno State
23. Virginia
24. Navy
25. Pittsburgh

**2008**

1. Florida
2. Utah
3. USC
4. Texas
5. Oklahoma
6. Alabama
7. TCU
8. Penn State
9. Ohio State
10. Oregon
11. Boise State
12. Texas Tech
13. Georgia
14. Mississippi
15. Virginia Tech
16. Oklahoma State
17. Cincinnati
18. Oregon State
19. Missouri
20. **IOWA**
21. Florida State
22. Georgia Tech
23. West Virginia
24. Michigan State
25. BYU

**2009**

1. Alabama
2. Texas
3. Florida
4. Boise State
5. Ohio State
6. TCU
7. **IOWA**
8. Cincinnati
9. Penn State
10. Virginia Tech
11. Oregon
12. Brigham Young
13. Georgia Tech
14. Nebraska
15. Pittsburgh
16. Wisconsin
17. LSU
18. Utah
19. Miami, FL
20. Mississippi
21. Texas Tech
22. USC
23. Central Michigan
24. West Virginia
25. Clemson

**2015**

1. Alabama
2. Clemson
3. Stanford
4. Ohio State
5. Oklahoma

6. Michigan State
7. TCU
8. Houston
9. **IOWA**
10. Ole Miss
11. Notre Dame
12. Michigan
13. Baylor
14. Florida State
15. North Carolina
16. LSU
17. Utah
18. Navy
19. Oregon
20. Oklahoma State
21. Wisconsin
22. Tennessee
23. Northwestern
24. Western Kentucky
25. Florida

**United Press  
International****1939**

Not available,  
Iowa ranked 9th

**1953**

1. Maryland
2. Notre Dame
3. Michigan State
4. UCLA
5. Oklahoma
6. Rice
7. Illinois
8. Texas
9. Georgia Tech
10. **IOWA**
11. Alabama
12. Texas Tech
13. West Virginia
14. Wisconsin
15. Kentucky
16. Army
17. Stanford
18. Duke
19. Michigan
20. Ohio State

**1955**

1. Oklahoma
2. Michigan State
3. Maryland
4. UCLA
5. Ohio State
6. Texas Christian
7. Georgia Tech
8. Auburn
9. Notre Dame
10. Mississippi
11. Pittsburgh
12. Southern Cal
13. Michigan
14. Texas A&M

15. Army
16. Duke
17. West Virginia
18. Miami (FL)
19. **IOWA**
20. Navy
20. Stanford
20. Miami (OH)

**1956**

1. Oklahoma
2. Tennessee
3. **IOWA**
4. Georgia Tech
5. Texas A&M
6. Miami (FL)
7. Michigan
8. Syracuse
9. Minnesota
10. Michigan State
11. Baylor
12. Pittsburgh
13. Oregon State
14. Texas Christian
15. Southern California
16. Wyoming
17. Yale
18. Colorado
19. Navy
20. Duke

**1957**

1. Ohio State
2. Auburn
3. Michigan State
4. Oklahoma
5. **IOWA**
6. Navy
7. Rice
8. Mississippi
9. Notre Dame
10. Texas A&M
11. Texas
12. Arizona State
13. Army
14. Duke
15. Wisconsin
16. Tennessee
17. Oregon
18. Clemson
19. UCLA
20. North Carolina State

**1958**

1. Louisiana State
2. **IOWA**
3. Army
4. Auburn
5. Oklahoma
6. Wisconsin
7. Ohio State
8. Air Force
9. Texas Christian
10. Syracuse
11. Purdue

12. Mississippi
13. Clemson
14. Notre Dame
15. Florida
16. California
17. Northwestern
18. Southern Methodist
- \* -- Only 18 teams ranked

**1960**

1. Minnesota
- 2. IOWA**
3. Mississippi
4. Missouri
5. Washington
6. Navy
7. Arkansas
8. Ohio State
9. Kansas
9. Alabama
11. Duke
12. Baylor
13. Michigan State
14. Auburn
15. Purdue
16. Florida
17. Texas
18. Yale
19. New Mexico State
20. Tennessee

**1981**

1. Clemson
2. Pittsburgh
3. Penn State
4. Texas
5. Georgia
6. Alabama
7. Washington
8. North Carolina
9. Nebraska
10. Michigan
11. Brigham Young
12. Ohio State
13. Southern Cal
14. Oklahoma
- 15. IOWA**
16. Arkansas
17. Mississippi State
18. West Virginia
19. Southern Mississippi
20. Missouri

**1983**

1. Miami (FL)
2. Nebraska
3. Auburn
4. Georgia
5. Texas
6. Florida
7. Brigham Young
8. Ohio State
9. Michigan
10. Illinois
11. Southern Methodist

12. Alabama
13. UCLA
- 14. IOWA**
15. Air Force
16. West Virginia
17. Penn State
18. Oklahoma State
19. Pittsburgh
20. Boston College

**1984**

1. Brigham Young
2. Washington
3. Nebraska
4. Boston College
5. Oklahoma State
6. Oklahoma
7. Florida
8. Southern Methodist
9. Southern Cal
10. UCLA
11. Maryland
12. Ohio State
13. South Carolina
14. Auburn
- 15. IOWA**
16. Louisiana State
17. Virginia
18. West Virginia
19. Kentucky
20. Florida State

**1985**

1. Oklahoma
2. Michigan
3. Penn State
4. Tennessee
5. Air Force
6. UCLA
7. Texas A&M
8. Miami (FL)
- 9. IOWA**
10. Nebraska
11. Ohio State
12. Arkansas
13. Florida State
14. Alabama
15. Baylor
16. Fresno State
17. Brigham Young
18. Georgia Tech
19. Maryland
20. Louisiana State

**1986**

1. Penn State
2. Miami (FL)
3. Oklahoma
4. Nebraska
5. Arizona State
6. Ohio State
7. Michigan
8. Auburn
9. Alabama
10. Arizona

11. Louisiana State
12. Texas A&M
13. Baylor
14. UCLA
- 15. IOWA**
16. Arkansas
17. Washington
18. Boston College
19. Clemson
20. Florida State

**1987**

1. Miami (FL)
2. Florida State
3. Oklahoma
4. Syracuse
5. Louisiana State
6. Nebraska
7. Auburn
8. Michigan State
9. Texas A&M
10. Clemson
11. UCLA
12. Oklahoma State
13. Tennessee
14. Georgia
15. South Carolina
- 15. IOWA**
17. Southern California
18. Michigan
19. Texas
20. Indiana

**1990**

1. Georgia
2. Colorado
3. Miami (FL)
4. Florida State
5. Washington
6. Notre Dame
7. Tennessee
8. Michigan
9. Clemson
10. Penn State
11. Texas
12. Louisville
13. Texas A&M
14. Michigan State
15. Virginia
- 16. IOWA**
17. Nebraska
17. Brigham Young
19. Auburn
20. San Jose State
21. Syracuse
22. Southern Cal
23. Mississippi
24. Illinois
25. Virginia Tech

**USA Today  
Coaches Poll**
**1991**

1. Washington
2. Miami (FL)
3. Penn State
4. Florida State
5. Alabama
6. Michigan
7. California
8. Florida
9. East Carolina
- 10. IOWA**
11. Syracuse
12. Notre Dame
13. Texas A&M
14. Oklahoma
15. Tennessee
16. Nebraska
17. Clemson
18. UCLA
19. Georgia
20. Colorado
21. Tulsa
22. Stanford
23. Brigham Young
24. Air Force
25. North Carolina State

**1995**

1. Nebraska
2. Tennessee
3. Florida
4. Colorado
5. Florida State
6. Kansas State
7. Northwestern
8. Ohio State
9. Virginia Tech
10. Kansas
11. Southern Cal
12. Penn State
13. Notre Dame
14. Texas
15. Texas A&M
16. Syracuse
17. Virginia
18. Oregon
19. Michigan
20. Texas Tech
21. Auburn
- 22. IOWA**
23. East Carolina
24. Toledo
25. Louisiana State

**1996**

1. Florida
2. Ohio State
3. Florida State
4. Arizona State
5. Brigham Young
6. Nebraska
7. Penn State
8. Colorado
9. Tennessee
10. North Carolina
11. Alabama
12. Virginia Tech
13. Louisiana State
14. Miami (FL)
15. Washington
16. Northwestern
17. Kansas State
- 18. IOWA**
19. Syracuse
20. Michigan
21. Notre Dame
22. Wyoming
23. Texas
24. Army
25. Auburn

**2002**

1. Ohio State
2. Miami (FL)
3. Georgia
4. Southern California
5. Oklahoma
6. Kansas State
7. Texas
- 8. IOWA**
9. Michigan
10. Washington State
11. North Carolina State
12. Boise State
13. Maryland
14. Virginia Tech
15. Penn State
16. Auburn
17. Notre Dame
18. Pittsburgh
19. Marshall
20. West Virginia
21. Colorado
22. Texas Christian
23. Florida State
24. Florida
25. Virginia

## 2003

1. Louisiana State
2. Southern Cal
3. Oklahoma
4. Ohio State
5. Miami
6. Georgia
7. Michigan
8. **IOWA**
9. Washington State
10. Florida State
11. Texas
12. Miami, OH
13. Kansas State
14. Mississippi
15. Boise State
16. Tennessee
17. Minnesota
18. Nebraska
19. Purdue
20. Maryland
21. Utah
22. Clemson
23. Bowling Green
24. Texas Christian
25. Florida

## 2004

1. Southern Cal
2. Auburn
3. Oklahoma
4. Texas
5. Utah
6. Georgia
7. Louisville
8. **IOWA**
9. California
10. Virginia Tech
11. Miami
12. Michigan
13. Boise State
14. Florida State
15. Tennessee
16. LSU
17. Texas Tech
18. Wisconsin
19. Ohio State
20. Arizona State
21. Boston College
22. Fresno State
23. Virginia
24. Navy
25. Florida

## 2008

1. Florida
2. USC
3. Texas
4. Utah
5. Oklahoma
6. Alabama
7. TCU
8. Penn State
9. Oregon
10. Georgia
11. Ohio State
12. Texas Tech
13. Boise State
14. Virginia Tech
15. Mississippi
16. Missouri
17. Cincinnati
18. Oklahoma State
19. Oregon State
20. **IOWA**
21. BYU
22. Georgia Tech
23. Florida State
24. Michigan State
25. California

## 2009

1. Alabama
2. Texas
3. Florida
4. Boise State
5. Ohio State
6. TCU
7. **IOWA**
8. Penn State
9. Cincinnati
10. Virginia Tech
11. Oregon
12. Brigham Young
13. Georgia Tech
14. Nebraska
15. Pittsburgh
16. Wisconsin
17. LSU
18. Utah
19. Miami (FL)
20. USC
21. Mississippi
22. West Virginia
23. Texas Tech
24. Central Michigan
25. Oklahoma State

## 2015

1. Alabama
2. Clemson
3. Stanford
4. Ohio State
5. Oklahoma
6. Michigan State
7. TCU
8. Houston
9. Ole Miss
10. **IOWA**
11. Michigan
12. Notre Dame
13. Baylor
14. Florida State
15. North Carolina
16. Utah
17. LSU
18. Navy
19. Oklahoma State
20. Oregon
21. Wisconsin
22. Northwestern
23. Tennessee
24. Georgia
25. Florida

## Iowa in the Top 25

Since the wire services began running football polls, Iowa has finished the season ranked in the nation's Top Twenty-five 23 times. Additionally, the Hawkeyes were named national champions by the Football Writers Association in 1958, and by various rating services in 1921, 1956 and 1960. Here are Iowa's Top Twenty-five finishes by the Associated Press, United Press International and the coaches poll.

2015	No. 8 by AP and No. 10 by USA Today
2009	No. 7 by AP and ESPN/USA Today
2008	No. 20 by AP and ESPN/USA Today
2004	No. 8 by AP and ESPN/USA Today
2003	No. 8 by AP and ESPN/USA Today
2002	No. 8 by AP and ESPN/USA Today
1996	No. 18 by AP and CNN/USA Today
1995	No. 22 by CNN/USA Today/No. 25 by AP
1991	No. 10 by AP and CNN/USA Today
1990	No. 16 by UPI/No. 18 by AP
1987	No. 15 by UPI/No. 16 by AP
1986	No. 15 by UPI/No. 16 by AP
1985	No. 9 by UPI/No. 10 by AP
1984	No. 15 by UPI/No. 16 by AP
1983	No. 14 by both wire services
1981	No. 15 by UPI/No. 18 by AP
1960	No. 2 by UPI/No. 3 by AP
1958	No. 2 by both wire services
1957	No. 5 by UPI/No. 6 by AP
1956	No. 3 by both wire services
1955	No. 19 by UPI
1953	No. 9 by AP/No. 10 by UPI
1939	No. 9 by both wire services



The Heisman Trophy, honoring the most outstanding college football player in the United States, is presented by the Downtown Athletic Club of New York each year. Iowa's Nile Kinnick earned the Heisman Trophy in 1939.

Iowa's Nile Kinnick (1939) and Navy's Roger Staubach (1963) are the only veterans to win the Heisman Trophy. As part of its 2008 Memorial Day tribute to veterans, ESPN named Kinnick as one of its top ten college athletes to serve in the armed forces.

Along with Kinnick earning the award in 1939, Iowa has had a player finish in the Top 10 in the voting on nine other occasions, including the 2002 season when QB Brad Banks placed second in the balloting. Banks became the fourth Iowa player to place second in the voting, joining Alex Karras in 1957, Randy Duncan in 1958 and Chuck Long in 1985.

In 2008, RB Shonn Greene placed sixth in the voting and was the top vote getter among all running backs. Greene's sixth place finish is the highest for an Iowa running back. He was a consensus All-American and received the Doak Walker Award as the top running back in the nation.

Following are Hawkeye players who have placed in the top 10 in Heisman Trophy voting:

<b>HB Nile Kinnick</b> 1939 Heisman Trophy	<b>QB Chuck Long</b> 7th in 1984 2nd in 1985
<b>OL Cal Jones</b> 10th in 1955	<b>WR Tim Dwight</b> 7th in 1997
<b>QB Kenny Ploen</b> 9th in 1956	<b>QB Brad Banks</b> 2nd in 2002
<b>DL Alex Karras</b> 2nd in 1957	<b>RB Shonn Greene</b> 6th in 2008
<b>QB Randy Duncan</b> 2nd in 1958	



*Running back Shonn Greene placed sixth in the voting for the 2008 Heisman Trophy, becoming the most recent Hawkeye to place in the top ten in Heisman voting.*



### **Nile Kinnick Heisman Trophy Acceptance Speech**

"Thank you very, very, kindly, Mr. Holcombe. It seems to me that everyone is letting their superlatives run away with them this evening, but none the less, I want you to know that I'm mighty, mighty, happy to accept this trophy this evening.

Every football player in these United States dreams about winning that trophy, and of this fine trip to New York. Every player considers that trophy the acme in recognition of this kind. And the fact that I am actually receiving this trophy tonight almost overwhelms me, and I know that all of those boys who have gone before me must have felt somewhat the same way.


From my own personal viewpoint, I consider my winning this award as indirectly, a great tribute to the new coaching staff at the University of Iowa, headed by Dr. Eddie Anderson, and to my teammates sitting back in Iowa City. A finer man and a better coach never hit these United States, and a more courageous bunch of boys, never graced the gridirons of the Midwest, than that Iowa team in 1939. I wish that they might all be with me tonight to receive this trophy. They certainly deserve it.

I want to take this grand opportunity to thank collectively, all the sportswriters and all the sportscasters, and all those who have seen fit, have seen their way clear to cast a ballot in my favor for this trophy. And I also want to take this opportunity to thank Mr. Prince and his committee, the Heisman award committee, and all those connected with the Downtown Athletic Club for this trophy, and for the fine time that they're showing me. And not only for that, but for making this fine and worthy trophy available to the football players of this country.

Finally, if you will permit me, I'd like to make a comment which in my mind, is indicative, perhaps, of the greater significance of football, and sports emphasis in general in this country, and that is, I thank God I was warring on the gridirons of the Midwest, and not on the battlefields of Europe. I can speak confidently and positively that the players of this country, would much more, much rather struggle and fight to win the Heisman award, than the Croix de Guerre.

Thank you."





24

**Nile Kinnick**  
Halfback  
Adel, Iowa

No single player or team captured the imagination of Hawkeye fans more than Nile Kinnick and his legendary Ironmen team

of 1939. Kinnick, a stalwart on the playing field and in the classroom was THE model Iowa football player.

As a student, Kinnick was senior class president. He was a member of Phi Beta Kappa, the national scholastic honor society.


Maintaining a 3.4 GPA while participating in two sports, Kinnick earned a degree from the College of Commerce in 1940. He enrolled in the Iowa Law College.

As a player, his achievements are unmatched in Hawkeye history. He culminated a brilliant career in 1939 by winning the Heisman, Walter Camp and Maxwell Trophies as the nation's top player.

He made virtually every all-America team and was the Big Ten MVP. Nile is a member of Iowa's all-time football team and was named its outstanding player.

Kinnick was the spirit of Coach Eddie Anderson's Ironmen unit of '39. The Hawkeyes' 6-1-1 mark included a 7-6 upset of Notre Dame when Kinnick scored every point. He also punted 16 times for 731 yards, both Iowa records, versus the Fighting Irish.

Kinnick died in the Caribbean sea in a crash of his fighter plane while on a training flight June 2, 1943, as an ensign in the United States Navy.



62

**Cal Jones**  
Lineman  
Steubenville, Ohio

Jersey No. 62 was never worn more proudly than the three seasons Cal Jones donned it at Iowa.

One of the most intimidating linemen to wear the old gold and black, Jones was a three-time first team all-Big Ten guard. He made 22 all-American teams during his career, including a record 15 in 1954.

As team captain in 1955, Jones earned the prestigious Outland Trophy, given to the nation's top interior lineman. He was a consensus all-American twice, one of only two at Iowa. Cal is an elected member of the National Football Foundation and Helms Athletic Foundation Halls of Fame.

Jones most recently was inducted into the inaugural class of Iowa Lettermen's Club Hall of Fame. He was also chosen to the Iowa all-time football team in 1989.

A physical education major at Iowa, Jones earned a 3.0 grade-point average. He earned praise from Coach Forest Evashevski, who called him "the greatest lineman I ever coached."

The two-way guard was part of the "Steubenville Trio" (along with Frank Gilliam and Eddie Vincent) to come to Iowa from Steubenville, Ohio in the mid-1950s.

Jones died as a result of a plane crash in Canada on Dec. 9, 1956, 60 years ago this December.

Throughout the years, a number of Iowa football players have been honored by winning national awards for their outstanding play on the football field. The individual awards earned by the 2002 and 2003 Hawkeye football program are unprecedented in the history of Iowa football as four individuals earned national awards.

Last season, junior defensive back Desmond King earned the Jim Thorpe Award as the best defensive back in the nation, becoming the first Hawkeye to win the award. King earned consensus All-America honors and was named the Tatum-Woodson Big Ten Defensive Back of the Year. The native of Detroit also won the Jack Tatum Award, presented by the Touchdown Club of Columbus.

In 2014, senior offensive left tackle Brandon Scherff was the recipient of the Outland Trophy, emblematic of the best offensive lineman in the nation. Scherff is the fourth Iowa football player to earn the award, and the second under coach Kirk Ferentz. The native of Denison Iowa also earned unanimous consensus All-America recognition and was named the Rimington-Pace Offensive Lineman of the Year in the Big Ten Conference.

Under Ferentz, seven Hawkeyes have combined to win eight individual national awards, recognizing those players as the best at their position.

In 2013, senior Linebacker James Morris gathered several honors for his play on the field and his performance in the classroom. On the field, Morris was second team All-Big Ten and fourth team All-America (Phil Steele). He was a finalist for the Lott IMPACT Trophy and the Wuerffel Trophy.

In the classroom, he was a Capital One first team Academic All-American. He was named a National Football Foundation National Scholar-Athlete, earning an \$18,000 post-graduate scholarship. Morris also earned an NCAA Post-Graduate Scholarship and earned the Big Ten Conference Sportsmanship Award.

Following the 2010 season, several Hawkeyes were candidates for national awards. DE Adrian Clayborn, who earned consensus All-America recognition, was a finalist for the Lombardi Award and the Ted Hendricks Award. QB Ricky Stanzi was a finalist for the Johnny Unitas Golden Arm Award and the Premier Player of College Football Award, while P Ryan Donahue was one of three finalists for the Ray Guy Award.

While posting an 11-2 overall record in 2009 and earning a victory in the FedEx Orange Bowl, the Hawkeyes gathered several postseason awards and honors. Bryan Bulaga was named the Offensive Lineman of the Year in the Big Ten and DE Adrian Clayborn was named national Defensive Performer of the Year by the College Football Performance Awards. Bulaga and Clayborn joined five teammates in earning first team all-Big Ten honors.

In 2008, running back Shonn Greene earned consensus all-America honors and was named the recipient of the Doak Walker Award, which goes annually to the top running back in the nation. Greene established an Iowa single

season rushing record and was the only running back in the nation to gain over 100 yards in every game. Greene was also named the Offensive Player of the Year in the Big Ten Conference. He placed sixth in the voting for the Heisman Trophy.

While Greene led the Iowa offense in 2008, tackle Mitch King was the leader of another standout Hawkeye defensive unit. King was named as the 2008 Big Ten Conference Defensive Lineman of the Year.

Offensive tackle Robert Gallery in 2003 was the recipient of the Outland Trophy. Gallery was named the Big Ten Lineman of the Year and was named a consensus all-American. He was Iowa's third Outland Trophy recipient and was the second player selected in the 2004 NFL Draft.

PK Nate Kaeding earned the Lou Groza Award as the top kicker in the nation in 2002. He also earned consensus all-America honors as a senior in 2003 and was one of three finalists for the Groza Award. Kaeding earned all-Pro recognition for the second time in his professional career in 2009 and enjoyed a nine-year NFL career.

Also in 2002, Dallas Clark earned the John Mackey Award as the top tight end in the nation and QB Brad Banks was recognized with the Davey O'Brien Award as the top signal caller in the nation. Clark was named to the NFL's all-Pro team in 2009 as well.

Following the 2007 season, linebacker Mike Klinkenborg was named a National Football Foundation Scholar-Athlete, earning an \$18,000 post-graduate scholarship. A two-time first team academic all-American, Klinkenborg was also a finalist for the Draddy Award.

Along with having three players earn Player of the Year awards for their positions (QB Brad Banks, TE Dallas Clark and PK Nate Kaeding) in 2002, Iowa had a total of 11 players earn first team all-Big Ten honors. In addition to earning the Davey O'Brien Award as the top quarterback, Banks was named Associated Press National Player of the Year, placed second in the Heisman Trophy voting and was named the Most Valuable Player and Offensive Player of the Year in the Big Ten Conference. Banks was also a finalist for the Maxwell Award and the Walter Camp Foundation Player of the Year.

Center Bruce Nelson in 2002 was a finalist for the Rimington Award, which goes to the top center in the nation, while Clark and OL Eric Steinbach earned consensus all-America honors. The 2002 and 2003 seasons marked just the third and fourth seasons in which Iowa has had more than one consensus selection. Steinbach, in 2002, preceded Gallery as the Big Ten Lineman of the Year.

In addition to the player honors, Ferentz has earned national recognition as well. In 2015, Ferentz was named the Eddie Robinson and Woody Hayes national Coach of the Year, while also earning the Bobby Dodd Trophy. Ferentz was both the Dave McClain and Hayes-Schembechler Big Ten Coach of the Year. The conference honor is the fourth for Ferentz in his career (2002, 2004, 2009).

Ferentz was also named national Coach of the Year by the Walter Camp Foundation and the Associated Press in 2002. The American Football Coaches Association (AFCA) selected Ron Aiken as the 2002 national Assistant Coach of the Year. Norm Parker, Iowa's defensive coordinator, was a finalist for the Broyles Award, which recognizes the nations top Division I assistant coach, in both 2004 and 2005.

### **Outland Trophy**

The Outland Trophy, selected by the Football Writers Association of America, honors the outstanding interior lineman each season.

Cal Jones, 1955  
 Alex Karras, 1957  
 Robert Gallery, 2003  
 Mike Devlin, Semifinalist, 1992  
 Brandon Scherff, 2014

### **Maxwell Award**

Selected by the Maxwell Football Club of Philadelphia, this award is presented each season to the nation's outstanding college football player.

Nile Kinnick, 1939  
 Chuck Long, 1985  
 Brad Banks, Finalist, 2002  
 Shonn Greene, Semifinalist, 2008  
 Ricky Stanzi, Semifinalist, 2010

### **Davey O'Brien Award**

Presented by the Davey O'Brien Educational and Charitable Trust of Fort Worth, Texas, this award honors the No. 1 quarterback in the nation each season.

Chuck Long, 1985  
 Brad Banks, 2002  
 Ricky Stanzi, Semifinalist, 2009  
 Ricky Stanzi, Semifinalist, 2010

### **Associated Press National Player of the Year**

Presented by the Associated Press, this award honors the college football Player of the Year, as selected by a panel of sportswriters throughout the nation.

Brad Banks, 2002

### **Lou Groza Award**

The Lou Groza Collegiate Place-Kicker Award goes each year to the top kicker in the nation. The award is presented by the Palm Beach County Sports Commission and is determined by a national voting panel of approximately 300 sportswriters, sportscasters, college conference officials, Division I-A head football coaches, professional football kickers and previous finalists. Along with winning the award in 2002, Nate Kaeding was one of three finalists for the 2003 award.

Nate Kaeding, 2002  
 Nate Kaeding, One of three finalists, 2003  
 Kyle Schlicher, Semifinalist, 2005  
 Mike Meyer, Semifinalist, 2011  
 Mike Meyer, Semifinalist, 2012

### **Walter Camp Player of the Year**

Randy Duncan, National Back of the Year, 1958  
 Brad Banks, Finalist, 2002  
**Desmond King, Finalist, 2015**

## **John Mackey Award**

Presented by the Nassau County Sports Commission, the John Mackey Award goes each year to the best tight end in the nation. The winner must demonstrate outstanding athletic abilities, be in good academic standing and exhibit positive sportsmanship qualities.

Dallas Clark, 2002  
Tony Moeaki, Semifinalist, 2009  
Allen Reisner, Semifinalist, 2010

## **Defensive Performer of the Year**

This national award is presented by the College Football Performance Awards and is based on weekly defensive performance.

Adrian Clayborn, 2009

## **Bronko Nagurski Trophy**

Pat Angerer, Finalist, 2009

## **Rimington Award**

Bruce Nelson, Finalist, 2002  
Austin Blythe, Finalist, 2015

## **Butkus Award**

Larry Station, Second, 1985  
Chad Greenway, Semifinalist, 2005

## **Ted Hendricks Award**

Adrian Clayborn, Finalist, 2010

## **Doak Walker Award**

Albert Young, Semifinalist, 2005  
Shonn Greene, 2008

## **Rotary Lombardi Award**

Jeff Drost, Semifinalist, 1986  
Mike Devlin, Semifinalist, 1992  
Jared DeVries, Semifinalist, 1998  
Robert Gallery, Semifinalist, 2003  
Adrian Clayborn, Finalist, 2010  
Brandon Scherff, Semifinalist, 2014

## **Chuck Bednarik Defensive Player of the Year**

Chad Greenway, Semifinalist, 2005  
Pat Angerer, Semifinalist, 2009  
Adrian Clayborn, Semifinalist, 2010

## **Lott Trophy**

Chad Greenway, Quarterfinalist, 2005  
Abdul Hodge, Quarterfinalist, 2005  
James Morris, Finalist, 2013

## **Jim Thorpe Award**

Merton Hanks, Semifinalist, 1990  
Bob Sanders, Quarterfinalist, 2003  
Tyler Sash, Semifinalist, 2009  
Tyler Sash, Semifinalist, 2010  
**Desmond King, 2015**

## **Ray Guy Award**

Ryan Donahue, Semifinalist, 2009  
Ryan Donahue, Finalist, 2010

## **Mosi Tatupu Special Teams Player of the Year**

Kahlil Hill, 2001

## **Wuerffel Trophy**

James Morris, Finalist, 2013

## **Burlsworth Trophy**

Mark Weisman, Finalist, 2014

## **Johnny Unitas Golden Arm Award**

Ricky Stanzi, Finalist, 2010

## **Silver Football Award as Most Valuable Player in the Big Ten**

Willis Glassgow (HB, 1929)  
Joe Laws (QB, 1933)  
Nile Kinnick (HB, 1939)  
Bill Reichardt (FB, 1951)  
Ken Ploen (QB, 1956)  
Randy Duncan (QB, 1958)  
Chuck Long (QB, 1985)  
Nick Bell (RB, 1990)  
Brad Banks (QB, 2002)  
Shonn Greene (RB, 2008)

## **Big Ten Athlete of the Year**

Chuck Long, 1986

## **Big Ten Offensive Player of the Year**

Chuck Long (QB, 1985)  
Nick Bell (RB, 1990)  
Matt Rodgers (QB, 1990)  
Tavian Banks (RB, 1997)  
Brad Banks (QB, 2002)  
Shonn Greene (RB, 2008)

## **Big Ten Defensive Player of the Year**

Leroy Smith (DE, 1991)

## **Big Ten Offensive Lineman of the Year**

Mike Haight, 1985  
Dave Croston, 1986  
Mike Devlin, 1992  
Eric Steinbach, 2002  
Robert Gallery, 2003  
Bryan Bulaga, 2009

## **Rimington-Pace**

## **Offensive Lineman of the Year**

Brandon Scherff, 2014

## **Big Ten Defensive Lineman of the Year**

Paul Hufford, 1984  
Dave Haight, 1987  
Leroy Smith, 1991  
Jared DeVries, 1997  
Mitch King, 2008

## **Richter-Howard Big Ten Receiver of the Year**

Marvin McNutt, Jr., 2011

## **Tatum-Woodson Big Ten Defensive Back of the Year**

Micah Hyde, 2012  
**Desmond King, 2015**

## **National Football Foundation Scholar-Athlete**

John Hendricks, 1968  
Bobby Elliott, 1975  
Mike Flagg, 1987  
Derek Rose, 1998  
Mike Klinkenborg, 2007  
James Morris, 2013

## **Draddy Award/Campbell Trophy**

John Hendricks, Finalist, 1968  
Bobby Elliott, Finalist, 1975  
Mike Flagg, Finalist, 1987  
Derek Rose, Finalist, 1998  
Mike Klinkenborg, Finalist, 2007  
Matt Kroul, Semifinalist, 2008  
James Morris, Finalist, 2013

## **AFCA Academic Achievement Award**

This is a team award  
Honorable Mention: 1998, 2000, 2001, 2004, 2006

## **Grantland Rice Trophy**

Presented to the National Champion, the top-ranked team in the final Grantland Rice Super 16 Poll.

Iowa 1958

(Head Coach: Forest Evashevski, Record: 8-1-1)

## **AFCA Coach of the Year**

Dr. Eddie Anderson, 1939  
Kirk Ferentz, Region Three, 2002  
Kirk Ferentz, Region Three, 2009  
Kirk Ferentz, Region Three, 2015

## **Walter Camp Coach of the Year**

Kirk Ferentz, 2002

## **Associated Press Coach of the Year**

Kirk Ferentz, 2002

## **FWAA Eddie Robinson Coach of the Year**

Kirk Ferentz, 2002 (1 of 4 Finalists)  
Kirk Ferentz, 2004 (1 of 6 Finalists)  
Kirk Ferentz, 2015

## **Bobby Dodd Trophy**

Kirk Ferentz, 2015

## **Amos Alonzo Stagg Award**

Hayden Fry, 2005

## **Big Ten Coach of the Year**

(named by coaches, 1982-91)

Hayden Fry, 1990  
Hayden Fry, 1991

## **Hayes-Schembechler Big Ten Conference Coach of the Year**

Kirk Ferentz, 2015

## **Dave McClain Big Ten Coach of the Year**

(named by media since 1972)

Hayden Fry, 1981  
Hayden Fry, 1990  
Kirk Ferentz, 2002  
Kirk Ferentz, 2004  
Kirk Ferentz, 2009  
Kirk Ferentz, 2015

## **Broyles Award**

## **(Assistant Coach of the Year)**

Norm Parker, 2005 (one of six Finalists)  
Norm Parker, 2004 (one of six Finalists)

## **AFCA Assistant Coach of the Year**

Ron Aiken, 2002  
Norm Parker, 2011

**LESTER BELDING**

End, 1919, Mason City, Iowa

The University of Iowa's first consensus All-American ... earned first team All-American honors as a sophomore ... an Eckersall All-America pick in 1919 (third team), 1920 (second) and 1921 (third) ... first Hawkeye named to a major All-American team ... three-time first team all-Big Ten selection ... starred in track at Iowa and captained team in 1921 ... one of the nation's premier collegiate pass catchers of his era.

**AUBREY DEVINE**

Quarterback, 1921, Des Moines, Iowa

Member of Iowa Lettermen's Club Hall of Fame ... on Iowa's all-time football team ... won Big Ten Conference Medal for Excellence in athletics and academics ... inducted to National Football Foundation Hall of Fame ... three-time first team all-Big Ten ... captain of 1921 Big Ten championship team ... led Hawkeyes in rushing, passing and scoring in 1919 and 1920 ... drop-kicked a FG to beat Notre Dame 10-7 and break the Irish' 20-game winning streak in 1921.

**GORDON LOCKE**

Fullback, 1922, Denison, Iowa

Member of National Football, Helms Athletic Foundation and Iowa Lettermen's Club Halls of Fame ... a DB on Iowa's all-time football team ... although he played primarily FB, Locke was a Walter Camp first team All-American QB in 1922 ... scored 72 points as senior to set a Big Ten record that stood for 12 years ... awarded Big Ten Medal of Honor in 1923 ... team captain in 1922 ... earned law degree from Iowa.

**24 - NILE KINNICK**

Halfback, 1939, Adel, Iowa

Voted the best player in Iowa history by fan vote ... member of Iowa Lettermen's Club Hall of Fame ... won the Heisman, Maxwell and Walter Camp trophies in 1939 ... Phi Beta Kappa scholar and senior class president ... Iowa's stadium was renamed in his honor in 1972 ... Big Ten MVP for the legendary Ironmen team ... his No. 24 is one of two retired numbers at Iowa ... member of Helms Foundation Hall of Fame.

**62 - CAL JONES**

Lineman, 1954 and 1955, Steubenville, Ohio

First two-time consensus All-American in Iowa history ... winner of the Outland Trophy in 1955, awarded to nation's top interior lineman ... named to 22 All-America teams in his career ... his No. 62 is one of two retired numbers at Iowa ... an OL on Iowa's all-time team ... a three-time first team all-Big Ten pick ... named to Iowa Lettermen's Club Hall of Fame (1989) ... member of the Helms Foundation Hall of Fame.

**77 - ALEX KARRAS**

Lineman, 1957, Gary, Indiana

Consensus All-American (making 10 teams) in 1957 ... won Outland Trophy given to the nation's top interior lineman ... twice an AP All-American, the first two-time pick in Iowa history ... two-time first team all-Big Ten pick at tackle ... named to school's all-time football team ... member of inaugural class of the Iowa Lettermen's Club Hall of Fame ... played on the Hawkeyes' 1956 Rose Bowl champions ... former NFL star with Detroit Lions.

**25 - RANDY DUNCAN**

Quarterback, 1958, Des Moines, Iowa

Won Big Ten and Iowa MVP honors in 1958 when he led the Hawkeyes to the Rose Bowl ... that team won the Grantland Rice Award, symbolic of the national football championship ... second in 1958 Heisman Trophy balloting ... won Walter Camp Trophy and was college Player-of-the-Year by three organizations ... two-time all-conference quarterback ... led the Big Ten in passing as a senior ... the No. 1 choice in the 1958 NFL Draft ... member of National Football Foundation Hall of Fame.

**99 - ANDRE TIPPETT**

Defensive End, 1981, Newark, New Jersey

First consensus All-American for Coach Hayden Fry ... two-time first team all-Big Ten ... played for Iowa's 1981 Rose Bowl squad ... a team captain in 1981 ... a DE on Iowa's all-time football team ... holds Iowa record for tackles for lost yardage in a season (20 tackles for 153 yards in 1980) ... led Big Ten in tackles for loss (20) as a junior ... enjoyed lengthy NFL career at New England, where he was a five-time All-Pro selection.

**7 - REGGIE ROBY**

Punter, 1981, Waterloo, Iowa

Consensus All-American punter as a junior in 1981 ... first team All-American honors in 1982 ... broke a 32-year-old NCAA record for punting average in a season (49.8 in 1981) ... also established national career average record ... nation's leading punter twice in career ... two-time first team all-Big Ten ... punted for nearly four-and-a-half miles as a collegian ... an NFL veteran with Miami, Washington and Tampa Bay ... earned all-Pro mention.

**36 - LARRY STATION**

Linebacker, 1984 &amp; 1985, Omaha, Nebraska

One of just two Hawkeyes to gain consensus All-American honors twice ... academic All-American ... only player in Iowa history to lead squad in tackles four times ... set school career tackle record (492) ... started his last 42 games ... finalist for Lombardi and Butkus awards in 1985 ... three-time first team all-Big Ten pick ... earned All-America mention all four years at Iowa ... LB on Iowa's all-time team ... drafted by Pittsburgh Steelers.

**16 - CHUCK LONG**

Quarterback, 1985, Wheaton, Illinois

Runner-up for Heisman Trophy in closest race in the award's history ... won Maxwell Trophy, given to nation's top college player ... first QB in NCAA history to pass for more than 10,000 career yards ... previously held NCAA record for consecutive completions (22 vs. Indiana, 1984) ... three-time all-Big Ten first team ... Big Ten MVP as senior ... threw bowl game-record six TD passes vs. Texas in Freedom Bowl ... first-round NFL Draft selection by Detroit.

**84 - MARV COOK**

Tight End, 1988, West Branch, Iowa

A 1988 consensus All-America pick at TE ... named to Iowa's all-time team ... Hawkeyes' all-time leading receiver among TEs (126 catches) ... two-time Iowa MVP ... twice first team all-Big Ten ... academic all-conference as junior ... his 28-yard TD reception with six seconds left keyed Iowa's first win at Ohio State (in 1987) since 1959 ... Big Ten leader in receptions (1988) ... drafted by New England Patriots and was a two-time all-Pro selection.

**8 - LEROY SMITH**

Defensive End, 1991, Sicklerville, New Jersey

Consensus All-American at defensive end for Iowa's 10-1 team in 1991 ... first team all-Big Ten and voted league Defensive Player of the Year by Big Ten coaches ... set Big Ten record with 18 QB sacks as a senior, breaking 14-year old record ... holds Iowa records for QB sacks in a season (18) and sacks in a game (had five in 16-9 win at Ohio State) ... third defensive player to earn consensus honors under Hayden Fry at Iowa.

**6 - TIM DWIGHT**

Wide Receiver/Return Specialist, 1997, Iowa City, Iowa

Consensus All-American as return specialist who finished seventh in Heisman Trophy voting ... led the nation in punt return average (16.7) ... set Iowa and Big Ten record for career punt return yardage with 1,102 yards ... also holds Big Ten record for career punt return TDs (five) and tied league mark with three punt return TDs in 1997 ... ranks second at Iowa in career receiving yards (2,271) and sixth in receptions (139) ... second special teams consensus pick under Hayden Fry and first-ever consensus selection at Iowa from Iowa City.



## 94 - JARED DEVRIES

Defensive Tackle, 1998, Aplington, Iowa

Consensus All-American after being named first team All-American by the American Football Coaches Association, Walter Camp and *The Sporting News* . . . voted as co-Most Valuable Player and was selected first team all-Big Ten by both Big Ten coaches and Big Ten media . . . holds Iowa records for tackles for loss in a season (22) and career (78) and career QB sacks (42) . . . a four-year starter, he recorded 260 career tackles . . . was Big Ten Defensive Lineman of the Year in 1997 and earned MVP honors in the 1995 Sun Bowl and 1996 Alamo Bowl.

## 44 - DALLAS CLARK

Tight End, 2002, Livermore, Iowa

Consensus All-American after being named first team All-America by the Football Writers Association of America, American Football Coaches Association, Walter Camp, Associated Press, *The Sporting News*, ESPN and CNN-SI . . . won the John Mackey Award as the nation's best tight end . . . first team all-Big Ten by league coaches and Big Ten media . . . finished career in 17th place on career receiving list with 1,281 yards on 81 receptions in just two seasons at tight end . . . came to Iowa as a walk-on linebacker and was drafted in first round of the 2003 NFL Draft by Indianapolis following his junior season.

## 56 - ERIC STEINBACH

Offensive Guard, 2002, Lockport, Illinois

Consensus All-American after being named first team All-America by the American Football Coaches Association, Walter Camp Foundation, Associated Press, *The Sporting News* and ESPN . . . honored as the 2002 Big Ten Offensive Lineman of the Year . . . first team all-Big Ten by league coaches and Big Ten media in 2002 and first team all-Big Ten by coaches in 2001 . . . named co-Most Valuable Player on offense . . . started all 13 games in 2002 at left guard for a Hawkeye line that yielded only 12 sacks, a Big Ten best . . . as junior and senior was part of Iowa offense that led the Big Ten in scoring in consecutive seasons . . . first player selected in the second round of the NFL Draft when he was taken by the Cincinnati Bengals.

## 78 - ROBERT GALLERY

Offensive Tackle, 2003, Masonville, Iowa

Consensus All-American after being named first team all-America by American Football Coaches Association, Walter Camp Foundation, Football Writers Association of America, Associated Press, *The Sporting News* and ESPN . . . earned Outland Trophy, which signifies nation's best interior lineman . . . Big Ten Conference Offensive Lineman of the Year . . . earned first team all-Big Ten honors and was academic all-Big Ten for third straight year . . . earned co-Most Valuable Player honors and was permanent team captain on offense . . . recipient of Hayden

Fry "Extra Heartbeat" award after leading Iowa to share of 2002 Big Ten title and January bowl games following the 2002 and 2003 seasons.

## 95 - NATE KAEDING

Place-kicker, 2003, Coralville, Iowa

Consensus All-American after being named first team all-America by American Football Coaches Association, the Associated Press, College Football News and ESPN . . . one of three finalists for Lou Groza Award in 2003 after winning the award as the top kicker in the nation in 2002 . . . first team all-Big Ten . . . earned academic all-Big Ten honors for third straight season and was District VII academic all-American . . . selected as permanent team captain for special teams and was special teams co-Player of the Year . . . recipient of Hayden Fry "Extra Heartbeat" award after leading Iowa to share of 2002 Big Ten title and January bowl games following the 2002 and 2003 seasons.

## 23 - SHONN GREENE

Running Back, 2008, Sicklerville, New Jersey

Consensus all-American after being named first team all-America by American Football Coaches Association, Football Writers Association of America, espn.com, Walter Camp Foundation, Associated Press and *The Sporting News* . . . won the Doak Walker Award, which is given annually to the nation's top collegiate running back . . . received the *Chicago Tribune's* Silver Football Award, emblematic of the Big Ten Conference's Most Valuable Player . . . became Iowa's first consensus all-America running back since Nile Kinnick in 1939 . . . became the first Iowa running back to rush for over 100 yards in all 13 games in a single-season . . . Greene was the only running back in the nation to eclipse 100 yards rushing in every game in 2008 . . . finished the season ranked second nationally in rushing yardage.

## 94 - ADRIAN CLAYBORN

Defensive End, 2010, St. Louis, Missouri

Consensus All-American after being named first team All-America by American Football Coaches Association and Walter Camp . . . named third team All-American by the Associated Press and Phil Steele's College Football . . . was finalist for Rotary Lombardi Award and Ted Hendricks Award and a semifinalist for the Chuck Bednarik Award . . . earned first team all-Big Ten honors for second year . . . named a Permanent Team Captain and winner of Hayden Fry "Extra Heartbeat" Award . . . three-year starter at defensive end, helping Iowa post three-year record of 28-11, including three straight bowl victories for first time in school history . . . first round NFL Draft selection (20th selection overall) by Tampa Bay Buccaneers.

## 68 - BRANDON SCHERFF

Offensive Tackle, 2014, Denison, Iowa

Unanimous Consensus All-American after being named first team All-America by American Football Coaches Association, Football Writers Association of America, Associated Press, Walter Camp Foundation, and *Sporting News* . . . was also first team All-America by SI.com, USA Today, Phil Steele, CBSSports.com, Scout.com, and College Sports Madness . . . became fourth player in Iowa history to earn the Outland Trophy as the best offensive lineman in the nation . . . semifinalist for Rotary Lombardi Award . . . named Rimington-Pace Offensive Lineman of the Year in the Big Ten Conference . . . earned first team All-Big Ten honors for second straight season . . . Most Valuable Player and Permanent Team Captain, and Coaches Appreciation Award, offense . . . Hayden Fry "Extra Heartbeat" Award and Iron Hawk Award . . . started all 26 games over his final two seasons at left tackle . . . had 36 career starts while playing both tackle and guard . . . first round NFL Draft selection (fifth selection overall) by the Washington Redskins.

## 14 - DESMOND KING

Defensive Back, 2015, Detroit, Michigan

Unanimous Consensus All-American after being named first team All-America by American Football Coaches Association (AFCA), Football Writers Association of America (FWAA), Associated Press, Walter Camp Foundation, and *Sporting News* . . . was also first team All-America by ESPN.com, SI.com, USA Today, Athlon Sports, Phil Steele, CBSSports.com, Scout.com, and College Sports Madness . . . became first player in Iowa history to earn the Jim Thorpe Award as the best defensive back in the nation . . . earned Jack Tatum Award as best defensive back in the nation from Touchdown Club of Columbus . . . named Tatum-Woodson Big Ten Conference Defensive Back of the Year . . . earned first team All-Big Ten honors . . . one of five finalists for Walter Camp Player of the Year . . . has started 37 games in three seasons and will stay in school for senior season in 2016 . . . is the sixth Hawkeye to earn consensus All-America honors as a junior (Calvin Jones, Reggie Roby, Larry Station, Dallas Clark, Shonn Greene) . . . tied school record and ranked second nationally with eight pass interceptions.

**NATIONAL FOOTBALL FOUNDATION  
COLLEGE HALL OF FAME**

Iowa football is well represented in college football Halls of Fame, including the National Football Foundation, the Helms Athletic Foundation and the College Football Hall of Fame.

Seven men have been named to the Halls of both foundations: Howard Jones, coach; Nile Kinnick, player; Gordon Locke, player; Fred (Duke) Slater, player; Dr. Edward Anderson, coach; Edward (Slip) Madigan, coach; Calvin Jones, player.

Four men have been named to the Hall of the Helms Foundation: Calvin Jones, player; Ossie Solem, coach; Emlen Tunnell, professional player; Eric Wilson, publicist.

Aubrey Devine, Randy Duncan, Alex Karras, Chuck Long and Larry Station have been named to the National Football Foundation Hall as players, while Earl Banks was inducted on the merits of his long-time coaching tenure at Morgan State. Former Iowa Coach Forest Evashevski was honored into the Hall of Fame in December of 2000 in New York City and Hayden Fry (2003) is the latest Iowa coach to be inducted.

Evashevski coached Iowa from 1952-60, compiling a 42-27-4 record. The Hawkeyes finished in the top five nationally in 1956, 1957, 1958 and 1960 under Evashevski, who later served as Iowa's Athletic Director.

Fry was inducted as a member of the 2003 Hall of Fame class at the 46th annual awards dinner on Dec. 9, 2003, at the Waldorf Astoria in New York City. Fry was officially enshrined at the Hall in South Bend, Indiana, in August, 2004. The College Football Hall of Fame is now located in Atlanta, Georgia. Fry is Iowa's winningest head coach with 143 wins. He led the Hawkeyes to three Big Ten titles and Rose Bowl appearances and coached the Hawkeyes in 14 bowl games.

**National Football Foundation College Football Hall of Fame**

Eddie Anderson, Head Coach (1939-42, 1946-49), Inducted 1971  
 Earl Banks, as Head Coach, Morgan State (1960-73), Inducted 1992  
 Aubrey "Aub" Devine, Quarterback (1919-21), Inducted 1973  
 Randy Duncan, Quarterback (1956-58), Inducted 1997  
 Forest "Evy" Evashevski, Head Coach (1952-60), Inducted 2000  
 Hayden Fry, Head Coach (1979-98), Inducted 2003  
 Calvin Jones, Guard (1953-55), Inducted 1980  
 Howard Jones, Head Coach (1916-23), Inducted 1951  
 Alex Karras, Tackle (1955-57), Inducted 1991  
 Nile Kinnick, Halfback (1937-39), Inducted 1951  
 Gordon Locke, Fullback (1920-22), Inducted 1960  
 Chuck Long, Quarterback (1981-85), Inducted 1999  
 Slip Madigan, Head Coach (1943-44), Inducted 1974  
 Duke Slater, Tackle (1918-21), Inducted 1951  
 Larry Station, Linebacker (1982-85), Inducted, 2009

**NATIONAL IOWA VARSITY CLUB HALL OF FAME**

Inductees are selected by a vote of the National Iowa Varsity Club Hall of Fame Advisory Committee. All former Hawkeye athletes who meet the established Varsity Club Hall of Fame Criteria for their sport, and completed their eligibility at least 10 years prior to selection, are eligible for the Hall of Fame.

A coach or administrator must have retired or left the university at least five years prior to selection. A maximum of seven inductees may be selected to the Hall of Fame each year.

Listed below are each of the 49 inductees who have played football for the Hawkeyes or served as Iowa's head football coach, or assistant coach. Listed below each name are the years they coached or competed for the Iowa football program. Several of the Hall of Fame members also competed in other sports.

<b>Bill Brashier</b> Assistant Football Coach 1979-1995	<b>Tim Dwight</b> Football, 1994-97 Track, 1996-99	<b>Don Norton</b> Football, 1957-59
<b>Forest Evashevski</b> Head Football Coach 1952-60	<b>Mick Enich</b> Football, 1938-40	<b>Kenny Ploen</b> Football, 1954-56 Track, 1955
<b>John Hayden Fry</b> Head Football Coach 1978-98	<b>Jim Gibbons</b> Football, 1955-57	<b>Erwin Prasse</b> Football, 1937-39 Basketball, 1938-40 Baseball, 1938-40
<b>Howard Jones</b> Head Football Coach 1916-23	<b>Willis Glasgow</b> Football, 1927-29 Baseball, 1927-29	<b>William Reichardt</b> Football, 1949-51
<b>Brad Banks</b> Football, 2001-02	<b>Dave Haight</b> Football, 1985-88	<b>Mike Reilly</b> Football, 1961-63
<b>Irving "Stub" Barron</b> Football, 1913-15 Wrestling, 1914-16	<b>Homer Harris</b> Football, 1935-37	<b>Francis William "Zud" Schammel</b> Football, 1938-40
<b>Fred Becker</b> Football, 1916	<b>Jerry Hilgenberg</b> Football, 1951-53 Baseball, 1952-53	<b>Ozzie Simmons</b> Football, 1932, 1933
<b>Lester Belding</b> Football, 1918-21 Track, 1920-22	<b>Bob Jeter</b> Football, 1957-59	<b>Duke Slater</b> Football, 1918-21 Track, 1919-21
<b>Craig Clemons</b> Football, 1969-71	<b>Calvin Jones</b> Football, 1953-55	<b>Larry Station</b> Football, 1982-85
<b>Marv Cook</b> Football, 1985-88	<b>Nate Kaeding</b> Football, 2000-03	<b>Walter "Stub" Stewart</b> Football, 1907-09 Basketball, 1908-10 Baseball, 1908-10
<b>Al Couppee</b> Football, 1939-41	<b>Alex Karras</b> Football, 1956-57	<b>Andre Tippet</b> Football, 1979-81
<b>Dick Crayne</b> Football, 1933-35 Track, 1934	<b>Nile Kinnick</b> Football, 1937-39 Basketball, 1938	<b>Sherwyn Thorson</b> Football, 1959-61 Wrestling, 1960, 1962
<b>Frank Cuhel</b> Football, 1927-28 Track, 1926, 1927-28	<b>Paul Krause</b> Football, 1961-63 Baseball, 1962-63	<b>Emlen Tunnell</b> Football, 1946-47
<b>Aubrey Devine</b> Football, 1919-21 Basketball, 1920-22 Track, 1920-22	<b>Joe Laws</b> Football, 1931-33 Baseball, 1932-33	<b>Samuel Clyde Williams</b> Football, 1898-1901 Baseball, 1898-1901 Track, 1900-02
<b>Jack Dittmer</b> Football, 1946-49 Baseball, 1947-50 Basketball, 1950	<b>Gordon Locke</b> Football, 1920-22	<b>Bashir Yamini</b> Track, 1996-99 Football, 1998-99
<b>Randy Duncan</b> Football, 1956-58	<b>Chuck Long</b> Football, 1982-85	
	<b>Emerson "Spike" Nelson</b> Football, 1925-27 Track, 1926-28	
	<b>John Niland</b> Football, 1963-65	

In conjunction with the 100 years of Hawkeye football celebration in 1989, Iowa fans selected an all-time team. The squad features 11 players on offense and defense, two kickers and 15 special mention players who received strong fan support.

Nile Kinnick, the 1939 Heisman, Walter Camp and Maxwell Trophy winner, was voted the most outstanding player in school history.

### Most Outstanding Player - Nile Kinnick, halfback

#### Offense

Pos.	Player	Years
E	Marv Cook	1985-88
E	Jim Gibbons	1955-57
OL	Mike Enich	1938-40
OL	Calvin Jones	1953-55
OL	Jerry Hilgenberg	1951-53
OL	John Niland	1963-65
OL	Fred "Duke" Slater	1918-21
QB	Chuck Long	1982-85
RB	Ozzie Simmons	1934-36
RB	Aubrey Devine	1919-21
RB	Ronnie Harmon	1982-85
PK	Rob Houghtlin	1985-87

#### Special Mention

OL	Dave Croston	1984-86
OL	Joe Devlin	1973-75
QB	Randy Duncan	1956-58
RB	Larry Ferguson	1959-62
RB	Joe Laws	1931-33
RB	Ed Podolak	1966-68
RB	Bill Reichardt	1949-51
E	Erwin Prasse	1937-39

#### Defense

Pos.	Player	Years
E	Frank Gilliam	1953-56
E	Andre Tippett	1979-81
DL	Mark Bortz	1979-82
DL	Dave Haight	1985-88
DL	Alex Karras	1956-57
LB	Mike Reilly	1961-63
LB	Larry Station	1982-85
DB	Craig Clemons	1969-71
DB	Willis Glassgow	1927-29
DB	Gordon Locke	1920-22
DB	Ken Ploen	1954-56
P	Reggie Roby	1979-82

#### Special Mention

E	Lester Belding	1918-21
LB	Wally Hilgenberg	1961-63
DB	Devon Mitchell	1982-85
DE	Joe Mott	1985-88
LB	Brad Quast	1986-89
DB	Bill Reichardt	1949-51
DB	Bobby Stoops	1979-82
DB	Mike Stoops	1981-84

### Gannett News Selects All-Time Team

The Gannett News Service, in conjunction with the start of the year 2000, selected a University of Iowa All-time Football Team.

#### Offense

Pos.	Player	Years
WR	Tim Dwight	1994-97
OL	Duke Slater	1918-21
OL	Alex Karras	1956-57
C	Jerry Hilgenberg	1951-53
OL	John Niland	1963-65
OL	John Alt	1980-83
TE	Marv Cook	1985-88
QB	Chuck Long	1981-85
RB	Nile Kinnick	1937-39
RB	Ronnie Harmon	1982-85
FB	Bill Reichardt	1949-51

#### Defense

Pos.	Player	Years
DL	Lester Belding	1918-21
DL	Mike Enich	1938-40
DL	Calvin Jones	1953-55
DL	Jared DeVries	1995-98
DL	Dave Haight	1983-85
LB	Andre Tippett	1979-81
LB	Larry Station	1982-85
LB	Leroy Smith	1989-91
DB	Paul Krause	1961-63
DB	Willis Glassgow	1927-29
DB	Gordon Locke	1920-22

### Chicago Sun-Times Names Iowa's Best

In October, 1961, *Chicago Sun-Times* sports reporter Jack Clarke selected an all-time team of Iowa Hawkeyes who played between 1919 and 1961. Following is that list of players:

Pos.	Player	Year
End	Lester Belding	1919
Tackle	Duke Slater	1921
Guard	Calvin Jones	1954
Center	Jerry Hilgenberg	1953
Guard	Francis Schammel	1934
Tackle	Alex Karras	1956
End	Erwin Prasse	1939
Back	Aubrey Devine	1921
Back	Nile Kinnick	1939
Back	Willis Glassgow	1929
Back	Gordon Locke	1921

Year	Player, Position	Teams
1916	Fred Becker, T	(Eck)
1919	Lester Belding, E*	(Men)
1921	Duke Slater, T	(Eck, R)
	Aubrey Devine, QB*	(C, FW, Eck)
	Gordon Locke, FB	(R)
1922	Gordon Locke, FB*	(C, Eck, R)
1925	Dick Romey, E	(LM)
1926	Emerson Nelson, T	(NYS)
1928	Peter Westra, T	(F, NEA)
1929	Willis Glassgow, HB	(GR, NEA, FA, NYS, CP)
1933	Francis Schammel, G	(AP, UP, NANA)
1935	Ozzie Simmons, HB	(TSN)
1939	Nile Kinnick, TB*	(Col, AP, UP, INS, NYS, NEA, H, A-AB, CP, NYDN, TSN)
1940	Mike Enich, T	(NYN, TSN)
1953	Jerry Hilgenberg, C	(L, FBW)
	Cal Jones, G	(NBC)
1954	Cal Jones, G*	(ABC, L, TSN, AAB, UP, Jet, NEA, CP, CBS, FBW, NYN, A-P, MP, PSN, G-R, WR)
1955	Cal Jones, G*	(UP, TSN, L, NYN, Jet, WR, FBW, A-AB)
1956	Alex Karras, T	(AP, H, L, NBC, FBW, CP)
	Ken Ploen, QB	(NBC, ABC, FL)
1957	Alex Karras, T*	(AP, UP, INS, L, H, NEA, NBC, TSN, FBW, A-P, CP)
	Jim Gibbons, E	(UP, H, TSN, T, L, FBW, NYDN)
1958	Randy Duncan, QB*	(AP, UPI, NEA, TSN, L, FBW, Helms, NYDN, FBC)
	Curt Merz, E	(L, NBC, FBW)
1959	Don Norton, E	(L, NBC, FBW)
1960	Larry Ferguson, HB	(L, FBW)
	Mark Manders, G	(L, FBW, NYN, TSN)
1961	Bill VanBuren	(TSN)
1963	Mike Reilly, G	(L, FBW)
1964	Karl Noonan, E	(NEA, FD)
1965	John Niland, G	(TSN, Time)
	Dave Long, DE	(NYN)
1971	Craig Clemons, CB	(NEA, TSN, Time)
1975	Rod Walters, T	(TSN, Time, NEA)
	Joe Devlin, G	(TSN, Time)
1979	Dennis Mosley, RB	(CF)
1981	Andre Tippett, DE*	(AP, UPI, FBW, FN, WTBS)
	Reggie Roby, P*	(AP, UPI, FN, WC, WTBS)
1982	Reggie Roby, P	(WC)
1984	Jon Hayes, TE	(G)
	Larry Station, LB*	(AP, UPI, WC, K)
1985	Ronnie Harmon, RB	(FN, Miz)
	Chuck Long, QB*	(AP, UPI, FN, FBW, K, Merc, WC, TSN, S-H, G, Miz)
	Larry Station, LB*	(AP, UPI, FN, FBW, K, Merc, WC, S-H, Miz)
1986	Dave Croston, OT	(FBW, TSN, CPN)

Year	Player, Position	Teams
1988	Marv Cook, TE*	(UPI, K, FN, G, CT)
	Dave Haight, NG	(WC, FN)
1990	Merton Hanks, DB	(NEA)
1991	Leroy Smith, DE*	(AP, K)
1992	Mike Devlin, C	(K, FBW)
1996	Tim Dwight, WR	(FBW)
1997	Tim Dwight, WR*	(AP, TSN, FBW, FBC)
1998	Jared DeVries, DT*	(FBC, TSN, WC)
2002	Brad Banks, QB	(WC)
	Dallas Clark, TE*	(FBW, FBC, WC, AP, TSN, ESPN, CNNSI)
	Nate Kaeding, PK	(FBW, TSN, CNNSI, ESPN)
	Bruce Nelson, C	(FBW, CNNSI)
	Eric Steinbach, OG*	(FBC, WC, AP, TSN, ESPN)
2003	Robert Gallery, OT*	(AP, WC, FBC, FWAA, TSN, ESPN)
	Nate Kaeding, PK*	(AP, CFN, FBC, ESPN)
2008	Shonn Greene, RB*	(AP, ESPN, FWAA, WC, TSN)
2009	Pat Angerer, LB	(FWAA, CFN)
	Bryan Bulaga, OL	(TSN)
2010	Adrian Clayborn, DE*	(AFCA, WC)
2011	Riley Reiff, OL	(PFW)
2014	Brandon Scherff, OL*	(AFCA, FWAA, AP, WC, TSN, CNNSI, PS, USA, CBS, Scout, CSM)
2015	Desmond King, DB*	(WC, AP, AFCA, FWAA, TSN, ESPN, ATH, USA, SI, PFF, PS, CSM)

\* -- Indicates consensus all-American

A-AB -- All American Board; ABC -- television; AFCA -- American Football Coaches Association; AP -- Associated Press; A-P -- All Players; ATH - Athlon Sports; BE -- Billy Evans; CBS -- radio; CF -- Citizen's Foundation; CFN -- College Football News; Col Colliers; CNNSI -- Sports Illustrated; CP -- Central Press; CPN -- College & Pro Newsweekly; CSM -- College Sports Madness; CT -- Chicago Tribune; Eck -- Eckersall; ESPN; F -- Farrell; FA -- Football Annual; FBC -- Football Coaches; FD -- Football Digest; FL -- Frank Leahy; FN -- Football News; FW -- Football World; FWAA -- Football Writers Association of America; G -- Gannett; GR -- Grantland Rice; G-R -- Gridiron Record; H -- Hearst; Helms -- Helms Foundation; INS -- International News Service; Jet -- Jet Magazine; K -- Kodak; L -- Look; LM -- Liberty Magazine; Men -- Frank Menke Syndicate; Merc -- Mercedes; Miz -- Mizlou; MP -- Metropolitan Papers; NBC -- television; NANA -- North American Newspaper Alliance; NEA -- News Enterprise Association; NYDN -- New York Daily News; NYN -- New York News; NYS -- New York Sun; PFW -- Pro Football Weekly; PS -- Phil Steele Publications; PFF -- ProFootballFocus.com; PSN -- Pitts Smith News; R -- Reed; Scout -- Scout.com; SI - Sports Illustrated.com; S-H -- Scripps Howard; T -- Today; Time -- Time Magazine; TSN -- The Sporting News; UP -- United Press; UPI -- United Press International; US -- Universal Sports; USA -- USA Today; WC -- Walter Camp; WR -- Williamson Rating, WTBS -- television.



## SECOND TEAM ALL-AMERICANS

Year	Player, Position	Teams
1912	James Trickey, T	(C)
1916	Fred Becker, T	(n/a)
1919	Duke Slater, T	(C, Eck)
1920	Lester Belding, E	(Eck)
1921	Gordon Locke, FB	(Eck)
	Duke Slater, T	(C, FW)
1922	Max Kadesky, E	(C)
1924	John Hancock, T	(BE)
1925	Dick Romey, E	(GR)
1926	Emerson Nelson, T	(BE, AP)
1928	Willis Glassgow, HB	(CP, NANA)
	Peter Westra, T	(NYS, NANA)
1929	Willis Glassgow, HB	(UP)
1933	Joe Laws, QB	(Col, NANA)
	Francis Schammel, G	(H)
1934	Ozzie Simmons, HB	(INS, NANA)
1935	Ozzie Simmons, HB	(NEA, NANA, AP)
1939	Erwin Prasse, E	(UP)
1940	Mike Enich, T	(UP)
1948	William Kay, T	(AP)
1951	Bill Reichardt, FB	(A-P)
1953	Jerry Hilgenberg, C	(AP)
1954	Cal Jones, G	(AP)
1955	Cal Jones, G	(NEA, AP)
1956	Alex Karras, T	(UP, NEA)
	Ken Ploen, QB	(AP)
	Frank Gilliam, E	(NEA)
	Donald Suchy, C	(CP, INS)
1957	Jim Gibbons, E	(CP)
1959	Don Norton, E	(TSN, NEA)
1960	Mark Manders, G	(AP, FBC, ABC)
	Wilburn Hollis, QB	(ABC)
1963	Mike Reilly, G	(AP)
1964	John Niland, G	(NEA)
	Karl Noonan, E	(AP)
1965	John Niland, G	(AP)
1971	Craig Clemons, CB	(CP, US)
1979	Dennis Mosley, RB	(UPI)
1980	John Harty, DT	(UPI, NEA)
1981	Andre Tippet, DE	(NEA)
	Pat Dean, NG	(UPI)
1982	Reggie Roby, P	(UPI, NEA)
	Mark Bortz, DT	(UPI)
1983	Larry Station, LB	(FN)
	Joel Hilgenberg, C	(TSN)

Year	Player, Position	Teams
1984	Ronnie Harmon, RB	(TSN)
1986	Dave Croston, OT	(UPI, G)
1987	Dave Haight, NG	(TSN)
1988	Marv Cook, TE	(AP)
1990	Nick Bell, RB	(FN)
1991	Leroy Smith, DE	(FN)
1996	Tim Dwight, WR	(TSN)
1997	Tavian Banks, RB	(FN)
1997	Jared DeVries, DT	(AP, FN)
1998	Jared DeVries, DT	(AP)
2002	Brad Banks, QB	(AP, TSN, CNNSI)
	Nate Kaeding, PK	(AP)
	Eric Steinbach, OG	(CNNSI)
	Colin Cole, DT	(TSN, CNNSI)
2003	Bob Sanders, SS	(AP)
2004	Chad Greenway, LB	(CNNSI)
	Matt Roth, DE	(AP, WC)
2005	Chad Greenway, LB	(AP, WC, CNNSI)
2008	Mitch King, DT	(AP, WC, ESPN. com)
	Seth Olsen, OT	(TSN)
2009	Pat Angerer, LB	(AP, WC)
	Bryan Bulaga, OL	(AP, WC)
2013	Brandon Scherff, OL	(FWAA, PS)

A-AB -- All American Board; ABC -- television; AP -- Associated Press; A-P -- All Players; BE -- Billy Evans; CBS -- radio; CF -- Citizen's Foundation; CFN -- College Football News; Col -- Colliers; CNNSI -- Sports Illustrated; CP -- Central Press; CPN -- College & Pro Newsweekly; CSM -- College Sports Madness; CT -- Chicago Tribune; Eck -- Eckersall; ESPN; F -- Farrell; FA -- Football Annual; FBC -- Football Coaches; FD -- Football Digest; FL -- Frank Leahy; FN -- Football News; FW -- Football World; FWAA -- Football Writers Association of America; G -- Gannett; GR -- Grantland Rice; G-R -- Gridiron Record; H -- Hearst; Helms -- Helms Foundation; INS -- International News Service; Jet -- Jet Magazine; K -- Kodak; L -- Look; LM -- Liberty Magazine; Men -- Frank Menke Syndicate; Merc -- Mercedes; Miz -- Mizlou; MP -- Metropolitan Papers; NBC -- television; NANA -- North American Newspaper Alliance; NEA -- News Enterprise Association; NYDN -- New York Daily News; NYN -- New York News; NYS -- New York Sun; PFW -- Pro Football Weekly; PS -- Phil Steele Publications; PSN -- Pitts Smith News; R -- Reed; Scout -- Scout.com; S-H -- Scripps Howard; T -- Today; Time -- Time Magazine; TSN -- The Sporting News; UP -- United Press; UPI -- United Press International; US -- Universal Sports; USA -- USA Today; WC -- Walter Camp; WR -- Williamson Rating, WTBS -- television.

**Academic All-Americans**

Year	Name, Position
1952	Bill Fenton, E *
1953	Bill Fenton, E *
	Jerry Hilgenberg, C
1971	Dave Triplett, RB #
1974	Bob Elliott, DB #
1975	Bob Elliott, DB *
1983	Larry Station, LB #
1985	Larry Station, LB *
1987	Chuck Hartlieb, QB #
1992	Jason Olejniczak, DB #
1993	Jason Olejniczak, DB
1997	Matt Reischl, OL #
1999	Aaron Kampman, DL
	Thad Sheldon, OL
	Rob Thein, RB
2000	Aaron Kampman, DL #
	Andrew Lightfoot, OL
2001	Aaron Kampman, DL *
	Andrew Lightfoot, OL
2002	Jared Clauss, DL
	Nate Kaeding, PK #
	Andrew Lightfoot, OL
2003	Jared Clauss, DL
	Nate Kaeding, PK
2004	Kody Asmus, OL
	Mike Elgin, OL
	Sean Considine, DB
2005	Mike Elgin, OL *
	Andy Fenstermaker, P
	Mike Klinkenborg, LB
	Adam Shada, DB
2006	Mike Elgin, OL *
	Mike Klinkenborg, LB *
	Adam Shada, DB *
2007	Mike Klinkenborg, LB *
	Anton Narinskiy, DL
	Adam Shada, DB *
2008	Rob Bruggeman, OL
	Anton Narinskiy, DL
	Julian Vandervelde, OL
2009	Julian Vandervelde, OL
2010	Tyler Nielsen, LB
	Jeff Tarpinian, LB
	Julian Vandervelde, OL
2011	Steve Bigach, DL
	Tyler Nielsen, LB
	James Vandenberg, QB
2012	Steve Bigach, DL
	James Morris, LB
	James Vandenberg, QB
2013	James Morris, LB *
	Jake Rudock, QB
	Brett Van Sloten, OL
2014	Jordan Lomax, DB
	Mark Weisman, RB #
2015	Jordan Lomax, DB #

\* -- First Team honorees  
 # -- Second Team honorees  
 Includes all-district selections

**Academic All-Big Ten**

Year	Name, Position
1987	Marv Cook, TE
	Mike Flagg, TE
	Chuck Hartlieb, QB
	J. J. Puk, LB
	Herb Wester, OL
1988	Mike Ertz, OL
	Greg Fedders, OL
	Chuck Hartlieb, QB
1989	Mike Ertz, OL
1990	Mike Dailey, LB
	Teddy Jo Faley, LB
	Jim Hartlieb, QB
	Mike Martens, WR
	Jason Olejniczak, DB
	Matt Whitaker, TE
1991	Mike Dailey, LB
	Teddy Jo Faley, LB
	Jim Hartlieb, QB
	Mike Martens, WR
	Jason Olejniczak, DB
	Matt Whitaker, TE
1992	Jim Hartlieb, QB
	Jason Olejniczak, DB
	Matt Whitaker, TE
1993	Jeff Andrews, DE
	Matt Eyde, QB
	Jason Olejniczak, DB
1994	Eric Hilgenberg, DE
	Josh McKillip, FB
	Jeff Westhoff, LB
1995	Trevor Bollers, FB
	Michael Burger, TE
	Aaron Granquist, FB
	Kory Hauser, QB
	Eric Hilgenberg, DE
	Matt Hughes, LB
	Aron Klein, DL
	Matt Reischl, OL
	Todd Romano, PK
	Derek Rose, OL
	Ted Serama, OL
	Jeff Westhoff, LB
	John Wilder, OL
	Chris Zdzienicki, DL

Year	Name, Position
1996	Trevor Bollers, FB
	Michael Burger, FB
	Bill Ennis-Inge, DE
	Aaron Granquist, FB
	Matt Hughes, LB
	Aron Klein, DL
	Matt Reischl, OL
	Derek Rose, OL
	Ted Serama, OL
	Rob Thein, RB
1997	Plez Atkins, DB
	Trevor Bollers, FB
	Michael Burger, FB
	Matt Hughes, LB
	Aron Klein, DL
	Matt Reischl, OL
	Derek Rose, OL
	Rob Thein, RB
1998	Jay Bickford, OL
	Michael Burger, FB
	Mike Dolezal, LB
	Ryan Hansen, DB
	Matt Hughes, LB
	Kevin Kasper, WR
	Aron Klein, DL
	Kyle McCann, QB
	Roger Meyer, LB
	Matt Reischl, OL
	Derek Rose, OL
	Thad Sheldon, DL
	Joe Slattery, DB
	Matt Stockdale, DB
	Rob Thein, RB
1999	Ryan Barton, WR
	Jay Bickford, OL
	A. J. Blazek, OL
	Jay Dittman, DL
	Mike Dolezal, LB
	Ryan Hansen, DB
	Aaron Kampman, LB
	Kevin Kasper, WR
	Roger Meyer, LB
	Thad Sheldon, DL
	Joe Slattery, DB
	Matt Stockdale, DB
	Rob Thein, RB
2000	Ryan Barton, WR
	A. J. Blazek, OL
	Jared Clauss, DL
	Mike Dolezal, LB
	Ryan Hansen, DB
	Aaron Kampman, DL
	Kevin Kasper, WR
	Andrew Lightfoot, OL
	Roger Meyer, LB
	Bruce Nelson, C
	Matt Stockdale, DB
	Pete Traynor, OL
	Tony Burrier, LB

**National Football Foundation Scholar-Athletes**

Year	Name, Position
1968	John Charles Hendricks
1975	Bob Elliott
1987	Mike Flagg
1998	Derek Rose
2007	Mike Klinkenborg
2013	James Morris



Year	Name, Position
<b>2001</b>	Jeremy Allen, FB Tony Burrier, LB Jared Clauss, DL Sean Considine, DB Mike Dolezal, LB Robert Gallery, OT Erik Jensen, TE Nate Kaeding, PK Aaron Kampman, DL Andrew Lightfoot, OL Kyle McCann, QB Roger Meyer, LB Bruce Nelson, C Matt Stockdale, DB
<b>2002</b>	Tony Burrier, LB Jared Clauss, DL Sean Considine, DB Adam Densmore, OL Robert Gallery, OT Erik Jensen, TE Nate Kaeding, PK Will Lack, OL Andrew Lightfoot, OL John Mickelson, OL John Morscheiser, DL Bruce Nelson, C Pete Traynor, OL
<b>2003</b>	Kody Asmus, LS Nathan Chandler, QB Jared Clauss, DL Sean Considine, DB Brian Ferentz, OL Robert Gallery, OT Jacob Gancarczyk, LB Erik Jensen, TE Nate Kaeding, PK Ryan Majerus, TE Matt Melloy, WR Tom Revak, LB
<b>2004</b>	Kody Asmus, LS C. J. Barkema, TE Sean Considine, DB Mike Elgin, C Mike Humpal, LB Ryan Majerus, TE Matt Melloy, WR Alex Willcox, DL
<b>2005</b>	C. J. Barkema, TE Andrew Becker, DB Bret Chinander, LB Mike Elgin, OG Andy Fenstermaker, P Mike Humpal, LB Mike Klinkenborg, LB Matt Kroul, DL Ryan Majerus, TE Matt Melloy, WR Daniel Olszta, LS Cy Phillips, QB Kevin Sherlock, FB Adam Shada, DB Paul Wilson, FB

Year	Name, Position
<b>2006</b>	Mike Elgin, OG Andy Fenstermaker, P Mike Humpal, LB Mike Klinkenborg, LB Matt Kroul, DL Ryan Majerus, TE Daniel Olszta, LS Adam Shada, DB
<b>2007</b>	Rob Bruggeman, OL A. J. Edds, LB Bryon Gattas, LB Brett Greenwood, DB Mike Humpal, LB Mike Klinkenborg, LB Matt Kroul, DL Bryan Mattison, DE Gavin McGrath, LB Brett Morse, FB Jayme Murphy, DB Daniel Murray, PK Anton Narinskiy, DL Daniel Olszta, LS Michael Sabers, TE Adam Shada, DB Jeff Tarpinian, LB Julian Vandervelde, OL
<b>2008</b>	Wes Aeschliman, OL Rob Bruggeman, OL A. J. Edds, LB Matt Kroul, DT Nick Kuchel, WR Gavin McGrath, LB Brett Morse, FB Jayme Murphy, RB Daniel Murray, PK Anton Narinskiy, DL Tyler Nielsen, LB Seth Olsen, OL Michael Sabers, TE Andy Schulze, LS Jeff Tarpinian, LB Julian Vandervelde, OL
<b>2009</b>	A. J. Edds, LB Josh Koeppel, OL Nick Kuchel, WR Travis Meade, DL Brett Morse, FB Jayme Murphy, RB Daniel Murray, PK Tyler Nielsen, LB Jack Swanson, DB Jeff Tarpinian, LB James Vandenberg, QB Julian Vandervelde, OL Jason White, DB

Year	Name, Position
<b>2010</b>	Steve Bigach, DL Justin Greiner, DB Josh Koeppel, OL Nick Kuchel, WR Nolan MacMillan, OL Brett Morse, FB Daniel Murray, PK Tyler Nielsen, LB Ross Petersen, LB Colin Sandeman, WR Jack Swanson, DB Jeff Tarpinian, LB Brett Van Sloten, OL James Vandenberg, QB Julian Vandervelde, OL Jason White, DB
<b>2011</b>	Steve Bigach, DL Eric Guthrie, P Casey Kreiter, LS James Morris, LB Nick Nielsen, WR Tyler Nielsen, LB Woody Orne, OL Terrance Pryor, LB Steven Staggs, WR Kyle Steinbrecher, DB Jack Swanson, DB Brett Van Sloten, OL James Vandenberg, QB Jason White, RB
<b>2012</b>	Quinton Alston, LB Steve Bigach, DL Marcus Collins, LB Cole Fisher, OLB Casey Kreiter, LS James Morris, LB Nick Nielsen, WR Travis Perry, LB Don Shumpert, WR Steven Staggs, WR Jack Swanson, DB Louis Trinca-Pasat, DL Brett Van Sloten, OL James Vandenberg, QB Mark Weisman, FB

Year	Name, Position
<b>2013</b>	Conor Boffeli, OL Cole Fisher, LB George Kittle, TE Casey Kreiter, LS Jordan Lomax, DB Nolan MacMillan, OL Riley McCarron, WR James Morris, LB Drew Ott, DL Travis Perry, LB Jake Rudock, QB Don Shumpert, WR Louis Trinca-Pasat, OL Brett Van Sloten, OL Mark Weisman, RB
<b>2014</b>	Nathan Bazata, DL Ike Boettger, OL Jake Duzey, TE Cole Fisher, LB George Kittle, TE Jordan Lomax, DB Riley McCarron, WR Drew Ott, DL Travis Perry, LB Macon Plewa, FB Jake Rudock, QB Louis Trinca-Pasat, DL Matt VandeBerg, WR Ryan Ward, OL Mark Weisman, RB
<b>2015</b>	Nathan Bazata, DL Adam Cox, FB Jake Duzey, TE Cole Fisher, LB Parker Hesse, DE Josey Jewell, LB George Kittle, TE Jordan Lomax, DB Riley McCarron, WR Matt Nelson, DE Drew Ott, DL Travis Perry, LB Macon Plewa, FB Brandon Snyder, DB Matt VandeBerg, WR Kevin Ward, DB

Year	Name, Position	Year	Name, Position	Year	Name, Position	Year	Name, Position
1900	Clyde Williams, QB Joe Warner, T	1957	Alex Karras, T Jim Gibbons, E Frank Bloomquist, G Randy Duncan, QB	1987	Kerry Burt, DB Marv Cook, TE Quinn Early, WR Dave Haight, NG Chuck Hartlieb, QB Rob Houghtlin, K	2004	Matt Roth, DE Chad Greenway, LB Drew Tate, QB Abdul Hodge, LB Jonathan Babineaux, DL
1912	James Trickey, T	1958	Randy Duncan, QB Willie Fleming, HB	1988	Marv Cook, TE Dave Haight, NG Deven Harberts, WR Chuck Hartlieb, QB Bob Kratch, OT Joe Mott, DE Brad Quast, LB	2005	Chad Greenway, LB Kenny Iwebema, DL Jovon Johnson, DB
1913	Ralph McGinnis, FB	1959	Don Norton, E Bill Lapham, C Bob Jeter, HB	1989	Jim Johnson, DL Brad Quast, LB	2006	Mike Jones, OL
1916	Fred Becker, T	1960	Mark Manders, G Larry Ferguson, HB Wilburn Hollis, QB	1990	Nick Bell, RB Melvin Foster, LB Merton Hanks, DB Jim Johnson, DT Matt Rodgers, QB Matt Ruhland, DT Michael Titley, TE	2007	Mitch King, DT
1918	Harry Hunzelman, G Ronald Reed, E	1962	Larry Ferguson, HB	1991	Rob Baxley, OT John Derby, LB Mike Devlin, C Ron Geater, DT Danan Hughes, WR Matt Rodgers, QB Mike Saunders, RB Leroy Smith, DE	2008	Shonn Greene, RB Mitch King, DT Brandon Myers, TE Seth Olsen, OL
1919	Fred Slater, T Fred Lohman, FB Lester Belding, E Aubrey Devine, QB	1963	Mike Reilly, G Wally Hilgenberg, G	1992	Alan Cross, TE Scott Davis, OT Mike Devlin, C Carlos James, DB Mike Wells, DT	2009	Pat Angerer, LB Bryan Bulaga, OL Adrian Clayborn, DL Tony Moeaki, TE Dace Richardson, OL Tyler Sash, DB Amari Spivey, DB
1920	Fred Slater, T Aubrey Devine, QB Lester Belding, E	1964	Gary Snook, QB Karl Noonan, E	1993	Mike Wells, DT	2010	Adrian Clayborn, DL Derrell Johnson-Koulianos, WR Shaun Prater, DB Tyler Sash, DB
1921	Fred Slater, T Aubrey Devine, QB Gordon Locke, FB Lester Belding, E John Heldt, C Chester Mead, G Max Kadesky, E	1965	John Niland, G	1995	Nick Gallery, P	2011	Marvin McNutt, Jr., WR Shaun Prater, DB Riley Reiff, OL
1922	Gordon Locke, FB Paul Minick, G George Thompson, T	1968	Ed Podolak, TB Jon Meskimen, G	1996	Jared DeVries, DT Nick Gallery, P Damien Robinson, DB Sedrick Shaw, RB Ross Verba, OT	2012	Micah Hyde, DB
1923	Lowell Otte, E	1969	Jon Meskimen, G	1997	Tavian Banks, RB Jared DeVries, DL Tim Dwight, WR/KR Mike Goff, OL	2013	C.J. Fiedorowicz, TE B.J. Lowery, DB Brandon Scherff, OL
1924	Lowell Otte, E John Hancock, T Leland Parkin, QB William Fleckenstein, G	1971	Craig Clemons, CB	1998	Jared DeVries, DT	2014	Brandon Scherff, OL
1925	Richard Romey, E	1973	Brian Rollins, SE	1999	Aaron Kampman, DL Bob Sanders, DB Eric Steinbach, OL	2015	Desmond King, DB Jordan Walsh, OL
1926	Emerson Nelson, T	1974	Earl Douthitt, DB	2000	Brad Banks, QB Fred Barr, LB Dallas Clark, TE Colin Cole, DT Robert Gallery, OT Howard Hodges, DE Nate Kaeding, PK Bruce Nelson, C Fred Russell, RB Bob Sanders, SS Eric Steinbach, OG		
1927	Emerson Nelson, T	1975	Rod Walters, T Joe Devlin, G	2001	Robert Gallery, OT Abdul Hodge, LB Nate Kaeding, PK Matt Roth, DE Bob Sanders, DB		
1928	Peter Westra, T Richard Brown, C Fred Roberts, G Willis Glassgow, HB	1977	Tom Rusk, LB				
1929	Fred Roberts, G Willis Glassgow, HB	1979	Dennis Mosley, RB Leven Weiss, LB Jay Hilgenberg, C				
1933	Joe Laws, QB Francis Schammel, G	1980	Andre Tippett, DE				
1934	Ozzie Simmons, HB	1981	Mark Bortz, DT Mel Cole, LB Pat Dean, NG Ron Hallstrom, OT Reggie Roby, P Andre Tippett, DE Lou King, CB				
1935	Ozzie Simmons, HB	1982	Mark Bortz, DT Reggie Roby, P Bobby Stoops, DB				
1937	Nile Kinnick, TB Robert Lannon, E	1983	John Alt, OT Paul Hufford, DT Chuck Long, QB Dave Moritz, WR Larry Station, LB Mike Stoops, DB				
1938	Erwin Prasse, E	1984	Ronnie Harmon, RB Paul Hufford, DT George Little, DT Chuck Long, QB Devon Mitchell, DB Larry Station, LB Mike Stoops, DB				
1939	Erwin Prasse, E Nile Kinnick, HB Mike Enich, T	1985	Jeff Drost, DT Mike Haight, OT Ronnie Harmon, RB Rob Houghtlin, K Chuck Long, QB Jay Norvell, DB Hap Peterson, NG Larry Station, LB				
1940	Mike Enich, T	1986	Rick Bayless, RB Dave Croston, OT Jeff Drost, DT Dave Haight, NG Bob Kratch, OG				
1942	Tom Farmer, QB						
1946	Earl Banks, G Dick Hoerner, FB						
1948	William Kay, T						
1950	Bill Reichardt, FB						
1951	Bill Reichardt, FB						
1952	Bill Fenton, E						
1953	Cal Jones, G Jerry Hilgenberg, C						
1954	Cal Jones, G						
1955	Cal Jones, G Eddie Vincent, HB						
1956	Alex Karras, T Ken Ploen, QB Donald Suchy, C Frank Gilliam, E						



## Second Team All-Big Ten

Year	Name, Position
1948	Bob McKenzie, E
1949	Jack Dittmer, E
1953	Bill Fenton, E
1954	Frank Gilliam, E
	John Hall, T
	Earl Smith, B
	Eddie Vincent, B
1955	Eddie Vincent, B
1957	Robert Cummings, G
	Richard Klein, T
1958	Gary Grouwinkler, G
	Ray Jauch, HB
	Curt Merz, E
1959	Bill Lapham, C
	Ray Jauch, HB
1960	Sherwyn Thorson, G
1961	Bill Van Buren, C
	Al Hinton, T
	Sherwyn Thorson, G
	Cloyd Webb, E
1962	Earl McQuiston, G
1963	Paul Krause, HB
	Cloyd Webb, E
1964	John Niland, OG
1965	Bill Briggs, DT
	Dan Hilsabeck, LB
1966	Dick Gibbs, DB
	Dave Moreland, LB
1967	Al Bream, E
	Silas McKinnie, FB
	Steve Wilson, DB
1968	Al Bream, E
	Steve Wilson, DB
1969	Craig Clemons, DB
	Larry Ely, LB
	Ray Manning, E
	Layne McDowell, DT
1970	Craig Clemons, DB
	Layne McDowell, DT
	Levi Mitchell, HB
	John Muller, OT
1971	John Muller, OT
1972	John Muller, OT
	Earl Douthitt
	Andre Jackson, LB
	Rick Penny, DB
1973	Earl Douthitt, DB
1974	Joe Devlin, OG
	Lynn Heil, E
1975	Dave Bryant, MG
	Andre Jackson, LB
	Brandt Yocum, E
1976	Tom Rusk, LB
1977	John Harty, DT
	Tom Rusk, LB
1978	Tom Rusk, LB
	Brad Reid, WR
	John Harty, DT
1979	John Harty, DT
	Reggie Roby, P
1980	Keith Chapelle, WR
	Pat Dean, MG
	Jay Hilgenberg, C
	Andre Tippet, E
1981	Todd Simonsen, LB

Year	Name, Position
1982	John Alt, OT
	Joel Hilgenberg, C
	Brett Miller, OT
	Eddie Phillips, RB
	Larry Station, LB
1983	Joel Hilgenberg, C
	Joe Levelis, OG
	Tony Wancett, DL
1984	Owen Gill, RB
	Jonathon Hayes, TE
	Mike Haight, OT
	Keith Hunterm DB
	Kevin Spitzig, LB
1985	Mike Flagg, TE
	Bill Happel, WR
	Tom Humphrey, OG
	Devon Mitchell, DB
1986	Mike Flagg, TE
	Rob Houghtlin, PK
1987	Dick Sistrunk, DB
1988	Jeff Koeppel, OLB
1989	Jeff Koeppel, OLB
	Bill Anderson, OG
	Merton Hanks, DB
	Matt Ruhland, DL
1990	Rob Baxley, OT
	Nick Bell, RB
	John Derby, LB
	Mike Devlin, C
	Matt Ruhland, DL
	Mike Titley, TE
1991	Rob Baxley, OT
	John Derby, LB
	Alan Cross, TE
	Ron Geater, DL
	Mike Devlin, C
	Matt Rodgers, QB
1992	Mike Devlin, C
	Alan Cross, TE
	Scott Davis, OT
	Mike Ferroni, OG
	Danan Hughes, WR
	Carlos James, DB
1993	Larry Blue, DE
	Nick Gallery, P
	Matt Purdy, G
	Mike Wells, DL
1994	Matt Purdy, G
	Parker Wildeman, DL
1995	Matt Purdy, G
	Bobby Diaco, LB
	Scott Slutzker, TE
1996	Jared DeVries, DL
	Tim Dwight, WR
	Tom Knight, DB
	Damien Robinson, DB
	Matt Sherman, QB
1997	Tim Dwight, WR
	Plez Atkins, DB
	Derek Rose, C
1998	Eric Thigpen, DB
1999	Ladell Betts, RB
	Matt Bowen, DB
2000	Ladell Betts, RB
	Kevin Kasper, WR

Year	Name, Position
2001	Ladell Betts, RB
	Aaron Kampman, DL
	David Porter, OT
	Bob Sanders, DB
	Eric Steinbach, OG
2002	David Porter, OT
	Fred Barr, LB
	Howard Hodges, DL
	Nate Kaeding, K
	Derek Pagel, DB
	Fred Russel, RB
	Grant Steen, LB
2003	Howard Hodges, DL
	Fred Russel, RB
	Chad Greenway, LB
	Abdul Hodge, LB
2004	Abdul Hodge, LB
	Jonathon Babineaux, DL
	Clinton Solomon, WR
	Drew Tate, QB
2005	Abdul Hodge, LB
	Jovon Johnson, DB
	Kyle Schlicher, K
	Albert Young, RB
2006	Scott Chandler, TE
	Mike Jones, OG
	Mike Klinkenborg, LB
	Marcus Paschal, DB
	Marshal Yanda, OT
2007	Charles Godfrey, DB
	Mike Humpal, LB
	Mitch King, DL
	Bryan Mattison, DL
2008	Pat Angerer, LB
	Rob Bruggeman, OL
	Bryan Bulaga, OL
	Kyle Calloway, OL
	Ryan Donahue, P
	Matt Kroul, DL
	Brandon Myers, TE
	Amari Speivey, DB
2009	Kyle Calloway, OL
	Ryan Donahue, P
	A. J. Edds, LB
	Rafael Eubanks, OL
	Brett Greenwood, DB
	Derrell Johnson-Koulianos, WR
	Tony Moeaki, TE
	Dace Richardson, OL
	Amari Spivey, DB

Year	Name, Position
2010	Brett Greenwood, DB
	Jeremiha Hunter, LB
	Marvin McNutt, Jr., WR
	Riley Reiff, OL
	Allen Reisner, TE
	Karl Klug, DT
	Julian Vandervelde, OL
2011	Broderick Binns, DL
	Marcus Coker, RB
	Mike Daniels, DL
	Adam Gettis, OL
	Micah Hyde, CB
2012	James Ferentz, OL
2013	Carl Davis, DL
	Anthony Hitchens, LB
	Mike Meyer, PK
	James Morris, LB
	Brett Van Sloten, OL
2014	Quinton Alston, LB
	Austin Blythe, OL
	Carl Davis, DL
	Drew Ott, DL
	Louis Trinca-Pasat, DL
2015	C.J. Beathard, QB
	Austin Blythe, OL
	Josey Jewell, LB
	Marshall Koehn, PK

## Third Team All-Big Ten

Year	Name, Position
2015	Jordan Canzeri, RB
	Jordan Lomax, DB
	Nate Meier, DE

*Note: Individual Big Ten award winners are listed on p. 165.*

Year	Name, Position	Year	Name, Position	Year	Name, Position	Year	Name, Position
1924	Leland Parkin, QB	1970	Dave Clement, LB	1991	Rob Baxley, OL Gary Clark, DB Rod Davis, DL John Derby, LB Jon Filloon, WR Ron Geater, DT Eddie Polly, DB Matt Rodgers, QB Mike Saunders, RB Jeff Skillett, K Leroy Smith, DL Dave Turner, OL Brian Wise, DB	2005	Abdul Hodge, LB Chad Greenway, LB Ed Hinkel, WR Albert Young, RB
1925	Donald Graham, FB	1971	Craig Clemons, DB			2006	Mike Klinkenborg, LB Marshal Yanda, OL
1926	Nick Kutsch, HB	1972	Dan Dickel, DE			2007	Mike Humpal, LB Albert Young, RB
1927	Emerson Nelson, T	1973	Brian Rollins, SE			2008	* Shonn Greene, RB Mitch King, DT
1928	Willis Glassgow, HB	1974	Rob Fick, QB			2009	Pat Angerer, LB Ricky Stanzi, QB
1929	* Willis Glassgow, HB	1975	Andre Jackson, LB			2010	Karl Klug, DL Ricky Stanzi, QB
1930	Oliver Sansen, FB	1976	Butch Caldwell, QB Tom Grine, TE	1992	Mike Devlin, C Carlos James, DB Mike Wells, DT	2011	Broderick Binns, DL Marvin McNutt, Jr., WR
1931	Oliver Sansen, FB	1977	Dean Moore, LB Rod Sears, DB	1993	Larry Blue, DE Paul Burmeister, QB Harold Jasper, WR Mike Wells, DT	2012	James Ferentz, OL Micah Hyde, DB
1932	Joe Laws, HB	1978	Brad Reid, SE	1994	Kent Kahl, FB Marquis Porter, DB Parker Wildeman, DL	2013	Anthony Hitchens, LB Brandon Scherff, OL
1933	* Joe Laws, HB	1979	Dennis Mosley, RB	1995	Bobby Diaco, LB Sedrick Shaw, RB Casey Wiegmann, C	2014	Brandon Scherff, OL Louis Trinca-Pasat, DL
1934	Dick Crayne, FB	1980	Keith Chappelle, WR	1996	Tim Dwight, WR Damien Robinson, DB Sedrick Shaw, RB Ross Verba, OT	2015	C.J. Beathard, QB Desmond King, DB
1935	Dick Crayne, FB	1981	Mel Cole, LB				
1936	Homer Harris, E	1982	Bobby Stoops, DB				
1937	Bob Lannon, E	1983	Norm Granger, FB Chuck Long, QB Dave Moritz, WR	1997	Tavian Banks, RB Kerry Cooks, DB Jared DeVries, DL Tim Dwight, WR		
1938	Erwin Prasse, E	1984	Ronnie Harmon, RB	1998	Jared DeVries, DL Derek Rose, C		
1939	* Nile Kinnick, HB	1985	Nate Creer, DB Mike Haight, OT Bill Happel, SE Ronnie Harmon, TB Scott Helverson, WB Tom Humphrey, OG * Chuck Long, QB George Millett, DE Devon Mitchell, DB Jay Norvell, DB Kelly O'Brien, OG Hap Peterson, NG Larry Station, LB	1999	Ladell Betts, RB Matt Bowen, DB		
1940	Mike Enich, T			2000	Kevin Kasper, WR LeVar Woods, LB		
1941	William Diehl, C			2001	Ladell Betts, RB Bob Sanders, DB		
1942	Tom Farmer, QB			2002	* Brad Banks, QB C. J. Jones, WR Andrew Lightfoot, OG Bruce Nelson, C David Porter, OT Ben Sobieski, OG Eric Steinbach, OG Fred Barr, LB Scott Boleyn, DB Colin Cole, DT D. J. Johnson, DB Derek Pagel, DB		
1943	Bob Liddy, G			2003	Robert Gallery, OT Bob Sanders, DB		
1944	Bob Snyder, C			2004	Drew Tate, QB Jonathan Babineaux, DL		
1945	Arthur Johnson, FB						
1946	William Kay, T						
1947	Harold Schoener, E						
1948	Al DiMarco, QB						
1949	Jack Dittmer, E						
1950	Harold Bradley, T						
1951	* Bill Reichardt, FB	1986	Rick Bayless, RB				
1952	William Fenton, E	1987	Marv Cook, TE Dave Haight, NG Chuck Hartlieb, QB				
1953	William Fenton, E	1988	Marv Cook, TE Joe Mott, DE				
1954	Warren Lawson, C	1989	Richard Bass, FB Jim Johnson, DT				
1955	Jerry Reichow, QB	1990	* Greg Aegerter, OL Nick Bell, RB Melvin Foster, LB Merton Hanks, DB Jim Johnson, DL Mike Miller, OL Matt Ruhland, DL Sean Smith, WR Tony Stewart, RB Michael Titley, TE				
1956	* Ken Ploen, QB						
1957	Bob Commings, G						
1958	* Randy Duncan, QB						
1959	Don Norton, E						
1960	Bernie Wyatt, HB						
1961	Al Hinton, T						
1962	Larry Ferguson, HB						
1963	Mike Reilly, G						
1964	Karl Noonan, FL						
1965	Dave Long, DE						
1966	Dick Gibbs, DB						
1967	Silas McKinnie, TB						
1968	Ed Podolak, TB						
1969	Larry Ely, LB						

\* -- won Chicago Tribune Silver Trophy given to Big Ten MVP

<b>1889</b>	Martin Sampson, HB	<b>1962</b>	Larry Ferguson, HB	<b>1986</b>	Dave Croston, OT	<b>2002</b>	Brad Banks, QB
<b>1890</b>	Arthur Smith, QB	<b>1963</b>	Paul Krause, HB		George Davis, LB		Fred Barr, LB
<b>1891</b>	Frank Pierce, QB		Wally Hilgenberg, G		Jeff Drost, DT		Colin Cole, DT
<b>1892</b>	Allen Sanford, HB	<b>1964</b>	Tony Giacobazzi, E		Ken Sims, DB		Nate Kaeding, PK
<b>1893</b>	Lloyd Elliott, FB	<b>1965</b>	Karl Noonan, FL		Mark Vlasic, QB		Bruce Nelson, C
<b>1894</b>	Prince Sawyer, QB	<b>1966</b>	Dick Gibbs, DB	<b>1987</b>	Kerry Burt, DB	<b>2003</b>	Robert Gallery, OT
<b>1895</b>	Kalita Leighton, G		Dan Hilsabeck, LB		Quinn Early, WR		Howard Hodges, DE
<b>1896</b>	Iver Iverson, C	<b>1967</b>	Tony Williams, DB		Mike Flagg, TE		Nate Kaeding, PK
<b>1897</b>	J. Walker, G		Silas McKinnie, TB		Dave Haight, NG		Fred Russell, RB
<b>1898</b>	Samuel Hobbs, FB	<b>1968</b>	Ed Podolak, TB		J.J. Puk, LB		Bob Sanders, DB
<b>1899</b>	Moray Eby, T		Steve Wilson, DB		Herb Wester, OT	<b>2004</b>	Jonathan Babineaux, DL
<b>1900</b>	John Griffith, FB	<b>1969</b>	Jon Meskimen, OL	<b>1988</b>	Marv Cook, TE		Matt Roth, DE
<b>1901</b>	Clyde Williams, QB		Larry Ely, LB		Dave Haight, NG		Ed Hinkel, WR
<b>1902</b>	H.S. Hollenbeck, G	<b>1970</b>	Ray Manning, TE		Chuck Hartlieb, QB		Sean Considine, DB
<b>1903</b>	C.H. Coulthard, E		Dan McDonald, LB		Bob Kratch, OT		Pete McMahon, OL
<b>1904</b>	Nyle Jones, HB	<b>1971</b>	Geoff Michelosen, OB		Jim Reilly, LB		David Bradley, P
<b>1905</b>	A.E. McGowan, FB		Craig Clemons, DB	<b>1989</b>	Bill Anderson, OL	<b>2005</b>	Brian Ferentz, OL
<b>1906</b>	George Allen, HB	<b>1972</b>	Craig Darling, OL		Richard Bass, FB		Ed Hinkel, WR
<b>1907</b>	R.A. White, E		Dave Harris, TB		Jeff Koepfel, DL		Marcus Schnoor, RB
<b>1908</b>	Charles Kirk, FB		Dave Simms, LB		Tom Poholsky, QB		Chad Greenway, LB
<b>1909</b>	H.R. Gross, T	<b>1973</b>	Dan Dickel, DE		Brad Quast, LB		Abdul Hodge, LB
<b>1910</b>	M.W. Hyland, E		Brian Rollins, SE		Anthony Wright, DB	<b>2006</b>	Marshal Yanda, OL
<b>1911</b>	J.R. Murphy, FB HB		Roger Jerrick, C	<b>1990</b>	Greg Aegerter, OL		Mike Elgin, OL
<b>1912</b>	Henry Hanson, G	<b>1974</b>	Dan McCarney, OG		Merton Hanks, DB		Miguel Merrick, DB
<b>1913</b>	Ralph McGinnis, FB		Earl Douthitt, DB		Jim Johnson, DL		Mike Klindenborg, LB
<b>1914</b>	A.H. Gunderson, E	<b>1975</b>	Andre Jackson, LB		Tony Stewart, RB		Bryan Mattison, DE
<b>1915</b>	Irving Barron, T		Brandt Yocom, TE	<b>1991</b>	Rob Baxley, OL	<b>2007</b>	Tom Busch, FB
<b>1916</b>	Charles Laun, FB	<b>1976</b>	Tom Grine, TE		John Derby, LB		Mike Humpal, LB
<b>1917</b>	J.E. Davis, HB		Jim Caldwell, DB		Matt Rodgers, QB		Bryan Mattison, DE
<b>1918</b>	Ronald Reed, E	<b>1977</b>	Jim Hilgenberg, C		Leroy Smith, DE		Daniel Olszta, OL
<b>1919</b>	Fred Lohman, FB		Dean Moore, LB	<b>1992</b>	Mike Devlin, C		Albert Young, RB
<b>1920</b>	William Kelly, QB	<b>1978</b>	Jon Lazar, FB		Bret Bielema, DL	<b>2008</b>	Rob Bruggeman, OL
<b>1921</b>	Aubrey Devine, HB		Tom Rusk, LB	<b>1993</b>	Larry Blue, DE		Shonn Greene, RB
<b>1922</b>	Gordon Locke, FB		Tim Gutshall, LB		Paul Burmeister, QB		Mitch King, DL
<b>1923</b>	Glenn Miller, HB		Dave Becker, DB		Mike Wells, DT		Matt Kroul, DL
<b>1924</b>	Leland Parkin, QB	<b>1979</b>	Jim Molini, DE	<b>1994</b>	John Hartlieb, LB		Gavin McGrath, LB
<b>1925</b>	Harold Griffen, C		Mario Pace, DB		Harold Jasper, WR	<b>2009</b>	Pat Angerer, LB
<b>1926</b>	Paul Smith, E		Sam Palladino, OT		Ryan Terry, RB		Adrian Clayborn, DE
<b>1927</b>	Emerson Nelson, T		Cedric Shaw, DB		Parker Wildeman, DL		A.J. Edds, LB
<b>1928</b>	Richard Brown, C		Jim Swift, TE	<b>1995</b>	Lloyd Bickham, DL		Tony Moeaki, TE
<b>1929</b>	Willis Glassgow, HB	<b>1980</b>	Kent Ellis, DB		Chris Jackson, DB		Ricky Stanzi, QB
<b>1930</b>	Grover Higdon, G		John Harty, DT		Matt Purdy, OL	<b>2010</b>	Adrian Clayborn, DE
<b>1931</b>	Oliver Sansen, FB		Dean McKillip, FB		Casey Wiegmann, OL		Brett Greenwood, DB
<b>1932</b>	Marcus Magnussen, C		Matt Petrzela, OT	<b>1996</b>	Bill Ennis-Inge, DE		Karl Klug, DT
<b>1933</b>	Tom Moore, C		Bryan Skradis, DE		Tom Knight, DB		Brett Morse, FB
<b>1934</b>	Russell Fisher, HB		Phil Suess, QB		Sedrick Shaw, RB		Ricky Stanzi, QB
<b>1935</b>	Richard Crayne, FB	<b>1981</b>	Tracy Crocker, DB	<b>1997</b>	Ross Verba, OL	<b>2011</b>	Mike Daniels, DL
<b>1936</b>	John Hild, HB		Pete Gales, QB		Kerry Cooks, DB		Eric Guthrie, P
	Ted Osmaloski, C		Bruce Kittle, OT		Tim Dwight, WR		Marvin McNutt, Jr. WR
<b>1937</b>	Homer Harris, E		Andre Tippet, DE		Jon LaFleur, DT		Tyler Nielsen, LB
<b>1938</b>	Jack Eicherly, HB		Brad Webb, DE	<b>1998</b>	Matt Sherman, QB	<b>2012</b>	James Vandenberg, QB
<b>1939</b>	Erwin Prasse, E	<b>1982</b>	Mark Bortz, DT		Michael Burger, FB		James Ferentz, OL
<b>1940</b>	Mike Enich, T		Norm Granger, FB		Jared DeVries, DT		Christian Kirksey, LB
<b>1941</b>	William Diehl, C		Mike Hufford, TE		Matt Hughes, LB		Mike Meyer, PK
<b>1943</b>	Robert Liddy, G		Brett Miller, OT		Derek Rose, OL		James Morris, LB
	William Barbour, E		Bobby Stoops, DB	<b>1999</b>	Matt Bowen, DB		James Vandenberg, QB
<b>1952</b>	Bill Fenton, E	<b>1983</b>	Norm Granger, FB		Scott Pospisil, DL	<b>2013</b>	Christian Kirksey, LB
<b>1953</b>	Andrew Hough, T		Jon Roehlk, OG		Randy Reiners, QB		Casey Kreiter, LS
<b>1954</b>	George Broeder, FB		Dave Strobel, DE		Travis Senters, LB		James Morris, LB
<b>1955</b>	Calvin Jones, G	<b>1984</b>	Owen Gill, RB		Rob Thein, FB		Brett Van Sloten, OL
<b>1956</b>	Richard Deasy, T		Jonathan Hayes, TE	<b>2000</b>	Jason Baker, P		Mark Weisman, RB
	Donald Suchy, C		Paul Hufford, DT		A.J. Blazek, OL	<b>2014</b>	Quinton Alston, LB
<b>1957</b>	Jim Gibbons, E		Keith Hunter, DB		Anthony Herron, DL		Brandon Scherff, OL
<b>1958</b>	John Nocera, FB		Kevin Spitzig, LB		Kevin Kasper, WR		Louis Trinca-Pasat, DL
<b>1959</b>	Don Norton, E	<b>1985</b>	Mike Haight, OT		LeVar Woods, LB		Mark Weisman, RB
	Ray Jauch, HB		Ronnie Harmon, RB	<b>2001</b>	Ladell Betts, RB	<b>2015</b>	C.J. Beathard, QB
<b>1960</b>	Jerry Mauren, HB		Chuck Long, QB		Aaron Kampman, DL		Austin Blythe, OL
<b>1961</b>	Bill Van Buren, C		Hap Peterson, NG		Kyle McCann, QB		Josey Jewell, LB
	Wilburn Hollis, QB		Larry Station, LB		Derek Pagel, DB		Jordan Lomax, DB
					Matt Stockdale, DB		Drew Ott, DE

**1936 NFL Draft**

Rd. 1 Dick Crayne, Brooklyn (4th) FB

**1938 NFL Draft**

Rd. 5 Bob Lawson, Philadelphia

**1939 NFL Draft**

Rd. 16 Frank Balazs, Green Bay B

**1940 NFL Draft**

 Rd. 2 Nile Kinnick, Brooklyn HB  
 Rd. 9 Erwin Prasse, Detroit E  
 Rd. 20 Henry Luebcke, Green Bay OL

**1941 NFL Draft**

Rd. 10 Mike Enich, Green Bay OL

**1942 NFL Draft**

 Rd. 3 Bill Green, Green Bay FB  
 Rd. 10 Bill Diehl, Detroit OL  
 Rd. 20 Al Couppee, Washington B

**1943 NFL Draft**

 Rd. 2 Tom Farmer, Cleveland RB  
 Rd. 8 Bill Parker, Cleveland E  
 Rd. 16 Bill Burkett, Brooklyn E

**1945 NFL Draft**

 Rd. 2 Stan Mohrbacher, Detroit OL  
 Rd. 3 Forest Masterson, Chicago Bears C  
 Rd. 12 Ben Trickey, Detroit  
 Rd. 14 Chuck Uknes, Cleveland  
 Rd. 16 Jim Keane, Chicago Bears E  
 Rd. 17 Dick Hoerner, Cleveland RB  
 Rd. 17 Bruno Niedziela, Chicago Bears T  
 Rd. 19 Sam Vacanti, New York Giants  
 Rd. 21 Ted Curren, Brooklyn HB

**1946 NFL Draft**

Rd. 11 Tom Hand, Green Bay

**1947 NFL Draft**

 Rd. 13 Bob Sullivan, Boston HB  
 Rd. 21 Hal Schoener, N. Y. Giants E  
 Rd. 22 Jim Smith, Washington QB  
 Rd. 29 Herb Schoener, Washington FB/E

**1947 AAFC Draft**

 Rd. 16 Bruno Niedziela, Chicago Rockets T  
 Rd. 17 Bob Sullivan, L. A. Dons HB  
 Rd. 20 Russ Benda, Chicago Rockets OL  
 Rd. 24 Dave Day, Chicago Rockets OL  
 Dick Hoerner, Cleveland FB

**1948 NFL Draft**

 Rd. 17 Joe Grothus, New York Giants OL  
 Rd. 21 Dick Woodward, N. Y. Giants C  
 Rd. 25 Jim Shoa, Boston

**1948 AAFC Draft**

Rd. 9 Lou King, Buffalo QB

**1949 NFL Draft**

 Rd. 4 Bill Kay, New York Giants OL  
 Rd. 11 Jim Cozad, Los Angeles Rams OL  
 Rd. 18 Webb Halbert, Chicago Cardinals  
 Rd. 25 Ralph Doran, New York Giants HB

**1949 AAFC Draft**

Rd. 25 Joe Grothus, Baltimore OL

**1950 NFL Draft**

Rd. 9 Don Winslow, Washington OL

**1951 NFL Draft**

 Rd. 25 Glenn Drah, Philadelphia QB  
 Rd. 30 Jerry Faske, San Francisco

**1952 NFL Draft**

 Rd. 7 Bill Reichardt, Green Bay RB  
 Rd. 8 Hubert Johnson, Washington

**1954 NFL Draft**

 Rd. 4 Jerry Hilgenberg, Cleveland OL  
 Rd. 12 Don Chelf, Baltimore G  
 Rd. 14 Jim Head, Cleveland  
 Rd. 16 Dusty Rice, New York Giants HB

**1955 NFL Draft**

 Rd. 3 John Hall, Cleveland T  
 Rd. 16 Don Suchy, Cleveland OL  
 Rd. 20 Lou Matykiewicz, Pittsburgh LB  
 Rd. 29 Dick Klein, Chicago Bears T

**1956 NFL Draft**

 Rd. 4 Jerry Reichow, Detroit QB  
 Rd. 5 Jim Freeman, L. A. Rams  
 Rd. 9 Cal Jones, Detroit OL  
 Rd. 6 Eddie Vincent, L. A. Rams  
 Rd. 12 Roger Swedberg, San Francisco

**1957 NFL Draft**

 Rd. 7 Frank Gilliam, Green Bay E  
 Rd. 10 Don Dobrino, Washington HB  
 Rd. 16 John Nocera, Philadelphia LB  
 Rd. 19 Ken Ploen, Cleveland QB

**1958 NFL Draft**

 Rd. 1 Alex Karras, Detroit (10th) DT  
 Rd. 4 Frank Rigney, Philadelphia T  
 Rd. 5 Jim Gibbons, Cleveland E  
 Rd. 14 Bill Lapham, Philadelphia C  
 Rd. 17 Bill VanBuren, Philadelphia OL  
 Rd. 18 John Burroughs, Philadelphia T  
 Rd. 26 Frank Bloomquist, Washington OL

**1959 NFL Draft**

 Rd. 1 Randy Duncan, Green Bay (1st) QB  
 Rd. 6 Mac Lewis, Chicago Cardinals OT  
 Rd. 7 Mitch Ogiego, Washington  
 Rd. 28 Fred Long, Baltimore

**1960 NFL Draft**

 Rd. 2 Bob Jeter, Green Bay DB/HB  
 Rd. 3 Curt Merz, Philadelphia E  
 Rd. 5 Don Norton, Philadelphia E  
 Rd. 18 Charley Lee, Pittsburgh T  
 Rd. 19 Bob Hain, Philadelphia

**1960 AFL Draft**

 1st pick Bob Hain, L. A. Chargers  
 1st pick Don Horn, L. A. Chargers  
 1st pick Ray Jauch, Buffalo  
 1st pick Bob Jeter, L. A. Chargers DB/HB  
 1st pick Curt Merz, New York Titans E  
 1st pick Don Norton, Minneapolis E  
 1st pick Olen Treadway, Denver

**1961 NFL Draft**

 Rd. 14 Willie Fleming, Philadelphia HB  
 Rd. 19 Bernie Wyatt, Pittsburgh HB  
 Exp. Bill Lapham, Minnesota C

**1961 AFL Draft**

Rd. 10 Charley Lee, Houston T

**1962 NFL Draft**

 Rd. 4 Larry Ferguson, Detroit RB  
 Rd. 7 Sherwyn Thorson, L. A. Rams OL  
 Rd. 9 Wilburn Hollis, St. Louis QB  
 Rd. 13 Bill Whisler, San Francisco E

**1962 AFL Draft**

 Rd. 3 Sherwyn Thorson, Boston OL  
 Rd. 6 Al Hinton, Dallas Texans T  
 Rd. 13 Wilburn Hollis, New York Titans QB  
 Rd. 17 Larry Ferguson, Oakland HB  
 Rd. 23 Bill VanBuren, Houston C  
 Rd. 32 Bernie Wyatt, Houston HB

**1963 NFL Draft**

 Rd. 10 Earl McQuiston, Green Bay OL  
 Rd. 12 Bill Perkins, Dallas Cowboys FB/E  
 Rd. 14 Joe Williams, New York Giants FB  
 Rd. 15 Matt Szykowny, Pittsburgh QB

**1964 NFL Draft**

 Rd. 2 Paul Krause, Washington DB  
 Rd. 4 Wally Hilgenberg LB  
 Rd. 4 Mike Reilly, Chicago Bears LB  
 Rd. 12 Bob Sherman, Pittsburgh B  
 Rd. 13 Cloyd Webb, Chicago Bears DE  
 Rd. 17 Gus Kasapis, Chicago Bears T

**NOTE:** Players selected in the first round of the NFL Draft have the number of their selection included.



**1964 AFL Draft**

Rd. 5	Mike Reilly, Buffalo	LB
Rd. 8	Wally Hilgenberg, Denver	LB
Rd. 11	Cloyd Webb, Buffalo	DE
Rd. 12	Paul Krause, Denver	DB

**1965 NFL Draft**

Rd. 20	Tony Giacobazzi, St. Louis	E
--------	----------------------------	---

**1966 NFL Draft**

Rd. 1	John Niland, Dallas (5th)	OG
Rd. 3	Al Randolph, San Francisco	DB
Rd. 3	Dave Long, St. Louis	DE
Rd. 4	Gary Snook, St. Louis	QB
Rd. 5	Bill Briggs, New York Giants	DE
Rd. 11	Cliff Wilder, New York Giants	E
Exp.	Dave Recher, Atlanta	C
Exp.	Bob Sherman, Atlanta	B

**1966 AFL Draft**

Rd. 6	Dave Long, Houston	DE
Rd. 13	John Niland, Oakland	OG

**1966 AFL Redshirt Draft**

Rd. 6	Joe Beauchamp, San Diego	
-------	--------------------------	--

**1967 NFL/AFL Draft**

Rd. 7	Bob Ziolkowski, Green Bay	T
Rd. 13	Rich Gibbs, San Francisco	DB

**1969 NFL/AFL Draft**

Rd. 2	Ed Podolak, Kansas City	RB
Rd. 14	Al Bream, Kansas City	WR

**1970 NFL Draft**

Rd. 4	Paul Laaveg, Washington	OL
Rd. 6	Mike Cilek, Cleveland	QB
Rd. 13	Rich Stepanek, Atlanta	OL
Rd. 16	Larry Ely, Cincinnati	LB

**1971 NFL Draft**

Rd. 6	Kerry Reardon, Kansas City	DB
Rd. 9	Tim Sullivan, Minnesota	FB
Rd. 10	Layne McDowell, Boston	OL

**1972 NFL Draft**

Rd. 1	Craig Clemons, Chicago (12th)	DB
Rd. 6	Charles Bolden, Dallas	DB
Rd. 9	Larry Horton, Chicago	DT

**1973 NFL Draft**

Rd. 7	John Muller, Green Bay	OL
Rd. 8	Craig Darling, Minnesota	OL
Rd. 8	Bill Windauer, Baltimore	DT
Rd. 15	Charles Cross, Pittsburgh	DB

**1974 NFL Draft**

Rd. 7	Dan Dickel, Baltimore	LB
-------	-----------------------	----

**1975 NFL draft**

Rd. 7	Earl Douthitt, Chicago	DB
-------	------------------------	----

**1976 NFL Draft**

Rd. 1	Rod Walters, Kansas City (14th)	OL
Rd. 2	Joe Devlin, Buffalo	OL
Rd. 2	Jim Jensen, Dallas	RB
Rd. 7	Rod Wellington, Kansas City	RB
Rd. 9	Warren Peiffer, New Orleans	DT
Exp.	Earl Douthitt, Tampa Bay	DB
Exp.	Larry Ely, Tampa Bay	LB

**1978 NFL Draft**

Rd. 9	Dean Moore, San Francisco	LB
Rd. 10	Barry Tomasetti, Dallas	DL

**1979 NFL Draft**

Rd. 9	Tom Rusk, New York Giants	LB
Rd. 12	Dave Becker, Chicago	DB

**1980 NFL Draft**

Rd. 9	Dennis Mosley, Minnesota	RB
Rd. 9	Jim Swift, Seattle	TE

**1981 NFL Draft**

Rd. 2	John Harty, San Francisco	DL
Rd. 11	Keith Chappelle, Atlanta	WR
Rd. 11	Matt Petrzela, San Diego	OL

**1982 NFL Draft**

Rd. 1	Ron Hallstrom, Green Bay (22nd)	OL
Rd. 2	Andre Tippett, New England	LB

**1983 NFL Draft**

Rd. 5	Brett Miller, Atlanta	OL
Rd. 6	Reggie Roby, Miami	P
Rd. 8	Mark Bortz, Chicago	OL

**1984 NFL Draft**

Rd. 1	John Alt, Kansas City (21st)	OL
Rd. 4	Joel Hilgenberg, New Orleans	OL
Rd. 5	Norm Granger, Dallas	FB
Rd. 6	Joe Levelis, Dallas	OL
Rd. 10	Dave Moritz, San Francisco	SE

**1985 NFL Draft**

Rd. 2	Owen Gill, Seattle	FB
Rd. 2	Jon Hayes, Kansas City	TE
Rd. 3	George Little, Miami	DL
Rd. 8	Dave Strobel, Cincinnati	DE

**1986 NFL Draft**

Rd. 1	Chuck Long, Detroit (12th)	QB
Rd. 1	Ronnie Harmon, Buffalo (16th)	RB
Rd. 1	Mike Haight, New York Jets (22nd)	OL
Rd. 4	Devon Mitchell, Detroit	DB
Rd. 11	Larry Station, Pittsburgh	LB

**1987 NFL Draft**

Rd. 3	Dave Croston, Green Bay	OL
Rd. 3	Chris Gambol, Indianapolis	OL
Rd. 4	Mark Vlasic, San Diego	QB
Rd. 8	Jeff Drost, Green Bay	DL

**1988 NFL Draft**

Rd. 3	Quinn Early, San Diego	WR
Rd. 4	Kevin Harmon, Seattle	RB
Rd. 5	Herb Wester, Cincinnati	OL
Rd. 10	Joe Schuster, Philadelphia	DL

**1989 NFL Draft**

Rd. 3	Marv Cook, New England	TE
Rd. 3	Bob Kratch, New York Giants	OL
Rd. 3	Joe Mott, New York Jets	LB
Rd. 12	Chuck Hartlieb, Houston	QB

**1990 NFL Draft**

Rd. 7	Bill Anderson, Chicago	OL
Rd. 10	Brad Quast, New York Jets	LB

**1991 NFL Draft**

Rd. 2	Nick Bell, LA Raiders	RB
Rd. 5	Merton Hanks, San Francisco	DB
Rd. 10	Michael Titley, Miami	TE
Rd. 11	Tony Stewart, Seattle	RB

**1992 NFL Draft**

Rd. 7	Ron Geater, Denver	DL
Rd. 8	Mike Saunders, Pittsburgh	RB
Rd. 11	Rob Baxley, Phoenix	OL
Rd. 12	Matt Rodgers, Buffalo	QB

**1993 NFL Draft**

Rd. 5	Mike Devlin, Buffalo	OL
Rd. 6	Scott Davis, New York Giants	OL
Rd. 7	Danan Hughes, Kansas City	WR

**1994 NFL Draft**

Rd. 4	Mike Wells, Minnesota	DL
-------	-----------------------	----

**1995 NFL Draft**

Rd. 6	Fritz Fequiere, Denver	OL
-------	------------------------	----

**1996 NFL Draft**

Rd. 3	Scott Slutzker, Indianapolis	TE
-------	------------------------------	----

**1997 NFL Draft**

Rd. 1	Tom Knight, Arizona (9th)	DB
Rd. 1	Ross Verba, Green Bay (30th)	OL
Rd. 3	Sedrick Shaw, New England	RB
Rd. 4	Damien Robinson, Philadelphia	DB

**1998 NFL Draft**

Rd. 3	Mike Goff, Cincinnati	OL
Rd. 4	Tavian Banks, Jacksonville	RB
Rd. 4	Tim Dwight, Atlanta	WR
Rd. 5	Kerry Cooks, Minnesota	DB

Exp. -- expansion selections

**1999 NFL Draft**

Rd. 3	Jared DeVries, Detroit	DL
Rd. 6	Eric Thigpen, Atlanta	DB

**2000 NFL Draft**

Rd. 5	Austin Wheatley, New Orleans	TE
Rd. 6	Matt Bowen, St. Louis	DB

**2001 NFL Draft**

Rd. 6	Kevin Kasper, Denver	WR
-------	----------------------	----

**2002 NFL Draft**

Rd. 2	Ladell Betts, Washington	RB
Rd. 5	Aaron Kampman, Green Bay	DL
Rd. 6	Kahlil Hill, Atlanta	WR

**2003 NFL Draft**

Rd. 1	Dallas Clark, Indianapolis (24th)	TE
Rd. 2	Eric Steinbach, Cincinnati	OL
Rd. 2	Bruce Nelson, Carolina	C
Rd. 5	Derek Pagel, New York Jets	DB
Rd. 5	Ben Sobieski, Buffalo	OL

**2004 NFL Draft**

Rd. 1	Robert Gallery, Oakland (2nd)	OL
Rd. 2	Bob Sanders, Indianapolis	DB
Rd. 3	Nate Kaeding, San Diego	PK
Rd. 7	Jared Clauss, Tennessee	DL
Rd. 7	Erik Jensen, St. Louis	TE

**2005 NFL Draft**

Rd. 2	Matt Roth, Miami	DE
Rd. 2	Jonathan Babineaux, Atlanta	DL
Rd. 4	Sean Considine, Philadelphia	DB
Rd. 6	Tony Jackson, Seattle	TE
Rd. 6	Pete McMahon, Oakland	OL

**2006 NFL Draft**

Rd. 1	Chad Greenway, Minnesota (17th)	LB
Rd. 3	Abdul Hodge, Green Bay	LB

**2007 NFL Draft**

Rd. 3	Marshal Yanda, Baltimore	OL
Rd. 4	Scott Chandler, San Diego	TE
Rd. 7	Mike Elgin, New England	OL

**2008 NFL Draft**

Rd. 3	Charles Godfrey, Carolina	DB
Rd. 4	Ken Iwebema, Arizona	DE
Rd. 6	Mike Humpal, Pittsburgh	LB

**2009 NFL Draft**

Rd. 3	Shonn Greene, New York Jets	RB
Rd. 3	Bradley Fletcher, St. Louis	DB
Rd. 4	Seth Olsen, Denver	OL
Rd. 6	Brandon Myers, Oakland	TE

**2010 NFL Draft**

Rd. 1	Bryan Bulaga, Green Bay (23rd)	OL
Rd. 2	Pat Angerer, Indianapolis	LB
Rd. 3	Amari Spivey, Detroit	DB
Rd. 3	Tony Moeaki, Kansas City	TE
Rd. 4	A. J. Edds, Miami	LB
Rd. 6	Kyle Calloway, Buffalo	OL

**2011 NFL Draft**

Rd. 1	Adrian Clayborn, Tampa Bay (20th)	DE
Rd. 4	Christian Ballard, Minnesota	DL
Rd. 5	Ricky Stanzi, Kansas City	QB
Rd. 5	Karl Klug, Tennessee	DL
Rd. 5	Julian Vandervelde, Philadelphia	OL
Rd. 6	Tyler Sash, New York Giants	DB

**2012 NFL Draft**

Rd. 1	Riley Reiff, Detroit (23rd)	OL
Rd. 4	Mike Daniels, Green Bay	DL
Rd. 5	Adam Gettis, Washington	OL
Rd. 5	Shaun Prater, Cincinnati	DB
Rd. 6	Marvin McNutt, Jr., Philadelphia	WR
Rd. 7	Jordan Bernstine, Washington	DB

**2013 NFL Draft**

Rd. 5	Micah Hyde, Green Bay	DB
-------	-----------------------	----

**2014 NFL Draft**

Rd. 3	C.J. Fiedorowicz, Houston	TE
Rd. 3	Christian Kirksey, Cleveland	LB
Rd. 4	Anthony Hitchens, Dallas	LB

**2015 NFL Draft**

Rd. 1	Brandon Scherff, Washington (5th)	OL
Rd. 3	Carl Davis, Baltimore	DL
Rd. 4	Andrew Donnal, St. Louis	OL

**2016 NFL Draft**

Rd. 7	Austin Blythe, Indianapolis	OL
-------	-----------------------------	----

**Hawkeyes in the NFL (as of June, 2016)**

Player	Pos.	Current Team	NFL Service
Jonathan Babineaux	DL	Atlanta Falcons	12 years
Austin Blythe	OL	Indianapolis Colts	1st year
Conor Boffeli	OL	Cleveland Browns	2 years
Bryan Bulaga	OL	Green Bay Packers	6 years
Adrian Clayborn	DE	Atlanta Falcons	6 years
Mike Daniels	DL	Green Bay Packers	4 years
Carl Davis	DL	Baltimore Ravens	1 year
Andrew Donnal	OL	Los Angeles Rams	1 year
James Ferentz	OL	Denver Broncos	2 years
C.J. Fiedorowicz	TE	Houston Texans	2 years
Adam Gettis	OL	New York Giants	4 years
Charles Godfrey	DB	Atlanta Falcons	8 years
Chad Greenway	LB	Minnesota Vikings	10 years
Anthony Hitchens	LB	Dallas Cowboys	2 years
Micah Hyde	DB	Green Bay Packers	3 years
Christian Kirksey	LB	Cleveland Browns	2 years
Karl Klug	DL	Tennessee Titans	5 years
Marshall Koehn	K	Miami Dolphins	1st year
Casey Kreiter	LS	Denver Broncos	1st year
Henry Krieger Coble	TE	Denver Broncos	1st year
Jordan Lomax	DB	Los Angeles Rams	1st year
B.J. Lowery	DB	Denver Broncos	1st year
Tony Moeaki	TE	Chicago Bears	6 years
Brandon Myers	TE	Tampa Bay Buccaneers	7 years
Riley Reiff	OL	Detroit Lions	4 years
Brandon Scherff	OL	Washington Redskins	1 year
Tevaun Smith	WR	Indianapolis Colts	1st year
Ricky Stanzi	QB	Cleveland Browns	5 years
Matt Tobin	OL	Philadelphia Eagles	3 years
Louis Trinca-Pasat	DL	Los Angeles Rams	1 year
Marshal Yanda	OL	Baltimore Ravens	9 years

**Free Agents**

Player	Pos.	Current Team	NFL Service
Quinton Alston	LB	Tampa Bay Buccaneers	1 year
Jordan Canzeri	RB	Kansas City Chiefs	1st year
Scott Chandler	TE	New England Patriots	9 years
Colin Cole	DL	Carolina Panthers	11 years
Adam Cox	FB	Atlanta Falcons	1st year
Cole Fisher	LB	Chicago Bears	1st year
Bradley Fletcher	DB	Philadelphia Eagles	7 years
Shonn Greene	RB	Tennessee Titans	7 years
Jacob Hillyer	WR	Chicago Bears	1st year
John Lowdermilk	DB	Minnesota Vikings	1 year
Nate Meier	DL	Chicago Bears	1st year
James Morris	LB	New York Giants	2 years
Drew Ott	DL		1st year
Damond Powell	WR	Arizona Cardinals	1 year
Shaun Prater	DB	Arizona Cardinals	4 years
Allen Reisner	TE	Minnesota Vikings	5 years
Julian Vandervelde	OL	Philadelphia Eagles	5 years
Jordan Walsh	OL	Atlanta Falcons	1st year

**Hawkeyes in the Canadian Football League**

Player	Pos.	Current Team	CFL Service
Jovon Johnson	DB	Winnipeg	8 years
Nolan MacMillan	OL	Ottawa	2 years
Drew Tate	QB	Calgary	9 years

Name	Pos.	Teams	Years
Sam Aiello	OL	Bears	2004
John Alt	OL	Chiefs	1984-96
Jeremy Allen	FB	Vikings	2002-03
Pat Angerer	LB	Colts	2010-13
<b>*Jonathan Babineaux</b>	<b>DL</b>	<b>Falcons</b>	<b>2005-</b>
Frank Balaz	B	Packers	1939-41
Jason Baker	P	49ers, Chiefs, Colts & Panthers	2001-11
Christian Ballard	DL	Vikings	2011-12
Tavian Banks	RB	Jaguars & Saints	1998-00; 2003
Rob Baxley	OL	Cardinals	1992-93
Rick Bayless	RB	Vikings	1989
Dave Becker	DB	Bears	1980
Les Belding	E	Rock Island	1925
Nick Bell	RB	Raiders	1991-93
Jordan Bernstine	DB	Redskins	2012
Ladell Betts	RB	Redskins, Saints	2002-11
<b>*Austin Blythe</b>	<b>OL</b>	<b>Colts</b>	<b>2016-</b>
<b>*Conor Boffeli</b>	<b>OL</b>	<b>Bears &amp; Browns</b>	<b>2014-</b>
Mark Bortz	OL	Bears	1983-94
Matt Bowen	DB	Rams, Packers, Redskins & Bills	2000-06
Harold Bradley	G	Browns & Eagles	1954-58
Bill Briggs	DE	Redskins	1966-67
Andy Brodell	WR	Packers	2009
Maurice Brown	WR	Saints	2004
Rob Bruggeman	OL	Buccaneers, Falcons, Chiefs	2009-11
<b>*Bryan Bulaga</b>	<b>OL</b>	<b>Packers</b>	<b>2010-</b>
Kyle Calloway	OL	Bills	2010
Greg Castillo	DB	Chiefs	2013
Edgar Cervantes	FB	Giants	2004
Nathan Chandler	QB	Bills	2004
Scott Chandler	TE	Chargers, Cowboys, Bills & Patriots	2007-15
Don Chelf	G	Bills	1960-61
Dallas Clark	TE	Colts, Buccaneers, Ravens	2003-13
Jared Clauss	DE	Titans	2004-06
<b>*Adrian Clayborn</b>	<b>DE</b>	<b>Buccaneers &amp; Falcons</b>	<b>2011-</b>
Craig Clemons	DB	Bears	1972-77
Colin Cole	DT	Vikings, Packers, Seahawks & Panthers	2003-11; 13-15
Sean Considine	DB	Eagles, Jaguars, Ravens	2005-12
Marv Cook	TE	Patriots, Bears & Rams	1989-95
Kerry Cooks	DB	Vikings, Packers & Seahawks	1998-2001
Al Couppee	B	Redskins	1946
Dick Crayne	FB	Brooklyn	1936-37
Dave Croston	OL	Packers	1987-89
<b>*Mike Daniels</b>	<b>DL</b>	<b>Packers</b>	<b>2012-</b>
<b>*Carl Davis</b>	<b>DL</b>	<b>Ravens</b>	<b>2015-</b>
Keenan Davis	WR	Browns & Dolphins	2013
Scott Davis	OL	Giants	1993-97
John Derby	LB	Lions	1992-93
Joe Devlin	OL	Bills	1976-89
Mike Devlin	OL	Bills & Cardinals	1993-99
Jared DeVries	DL	Lions	1999-2010
Dan Dickel	LB	Colts & Lions	1974-78
Ryan Donahue	P	Lions	2011
<b>*Andrew Donnal</b>	<b>OL</b>	<b>Rams</b>	<b>2015-</b>
Earl Douthitt	DB	Bears	1975
Jeff Drost	DL	Packers	1987-88
Randy Duncan	QB	Cowboys	1961
Tim Dwight	WR	Falcons, Chargers, Patriots & Jets	1998-2006

Name	Pos.	Teams	Years
A.J. Edds	LB	Dolphins, Colts, Patriots & Jets	2010-2012; 14
Quinn Early	WR	Chargers, Saints, Bills & Jets	1988-98
Mike Elgin	OL	Patriots & Colts	2007, 08
Harold Ely	G	Bears	1932
Larry Ely	LB	Bengals & Bears	1970-71, 75
Dick Evans	E	Packers	1940, 43
Tom Farmer	RB	Rams & Redskins	1946-48
Shipley Farroh	G	Steelers	1938
Brian Ferentz	OL	Falcons	2007
<b>*James Ferentz</b>	<b>OL</b>	<b>Texans &amp; Broncos</b>	<b>2014-</b>
Larry Ferguson	RB	Lions	1963
<b>*C.J. Fiedorowicz</b>	<b>TE</b>	<b>Texans</b>	<b>2014-</b>
Darrell Fisher	HB	Buffalo	1925
Bill Fleckenstein	G	Bears	1925-30
Zeron Flemister	TE	Redskins, Patriots & Raiders	2000-05
<b>*Bradley Fletcher</b>	<b>DB</b>	<b>Rams &amp; Eagles</b>	<b>2009-</b>
Bob Fosdick	G	Minneapolis & Rock Island	1923-24
Wes Fry	RB	New York Yankees	1927
Nick Gallery	P	Jets	1997-98
Robert Gallery	OL	Raiders, Seahawks	2004-11
Chris Gambol	OL	Colts, Chargers, Lions & Patriots	1987-91
Ron Geater	DL	Broncos	1992
<b>*Adam Gettis</b>	<b>OL</b>	<b>Giants, Redskins &amp; Steelers</b>	<b>2012-</b>
Bill Glasgow	HB	Portsmouth & Chicago Cardinals	1931
Jim Gibbons	E	Lions	1958-68
Damon Gibson	WR	Bengals & Browns	1998-99
Owen Gill	FB	Seahawks, Rams & Buccaneers	1985-87
<b>*Charles Godfrey</b>	<b>DB</b>	<b>Falcons &amp; Panthers</b>	<b>2008-</b>
Mike Goff	OL	Bengals, Chargers & Chiefs	1998-2009
Norm Granger	FB	Cowboys	1984
<b>*Shonn Greene</b>	<b>RB</b>	<b>Jets &amp; Titans</b>	<b>2009-</b>
<b>*Chad Greenway</b>	<b>LB</b>	<b>Vikings</b>	<b>2006-</b>
Glen Greenwood	HB	Bears	1924
Harold Griffen	C	Packers	1928
Lorin Haggerty	FB	Brooklyn	1930
Mike Haight	OL	Jets & Redskins	1986-92
John Hall	T	Giants	1955
Ron Hallstrom	OL	Packers & Eagles	1982-93
Merton Hanks	DB	49ers & Seahawks	1991-99
Kevin Harmon	RB	Seahawks & Chiefs	1988-89
Ronnie Harmon	RB	Bills, Chargers & Oilers	1986-97
Chuck Hartlieb	QB	Oilers	1989
John Harty	DL	49ers	1981-86
Jonathan Hayes	TE	Chiefs & Steelers	1985-96
John Heidt	C	Columbus	1923, 26
Anthony Herron	DL	Lions	2001-03
Brad Herman	TE	Patriots	2012
Jay Hilgenberg	OL	Bears, Browns & Saints	1981-93
Joel Hilgenberg	OL	Saints	1984-93
Wally Hilgenberg	LB	Lions & Vikings	1964-79
Kahlil Hill	WR	Falcons & Seahawks	2002-03
Ed Hinkel	WR	Colts	2006
<b>*Anthony Hitchens</b>	<b>LB</b>	<b>Cowboys</b>	<b>2014-</b>
Abdul Hodge	LB	Packers, Bengals & Panthers	2006-10
Howard Hodges	DE	Chargers	2004-06
Dick Hoerner	RB	Rams	1947-51
Larry Horton	DT	Bears	1972-73
Danan Hughes	WR	Chiefs & Saints	1993-98
Mike Humpal	LB	Steelers	2008
Jeremiha Hunter	LB	Saints	2011
<b>*Micah Hyde</b>	<b>DB</b>	<b>Packers</b>	<b>2013-</b>



Name	Pos.	Teams	Years
Ken Iwebema	DE	Cardinals	2008-11
Tony Jackson	TE	Seahawks & Giants	2005-06
Erik Jensen	TE	Rams & Steelers	2004-05
Ernie Jensen	T	Cleveland	1931
Jim Jensen	RB	Cowboys, Broncos & Packers	1976-77, 79-82
Leo Jensvold	QB	Bears	1931
Bob Jeter	DB	Packers & Bears	1963-73
D.J. Johnson	DB	Jets	2004-06
C.J. Jones	WR	Browns, Seahawks, Bengals & Broncos	2003-2009
Mike Jones	OL	Chargers & Bears	2007, 08
Max Kadesky	E	Rock Island	1923
Nate Kaeding	PK	Chargers	2004-12
Aaron Kampman	DL	Packers & Jaguars	2002-11
Alex Karras	DT	Lions	1958-70
Kevin Kasper	WR	Broncos, Cardinals, Patriots & Seahawks	2001-07
Jim Keane	E	Bears & Packers	1946-52
Matt Kelsh	E	Brooklyn	1930
Mitch King	DL	Titans, Colts, Saints	2009-11
<b>*Christian Kirksey</b>	<b>LB</b>	<b>Browns</b>	<b>2014-</b>
Dick Klein	T	Bears, Steelers, Patriots & Raiders	1958-64
<b>*Karl Klug</b>	<b>DL</b>	<b>Titans</b>	<b>2011-</b>
Tom Knight	DB	Cardinals, Patriots & Ravens	1997-2003
Bob Kratch	OL	Giants & Patriots	1989-96
Paul Krause	DB	Redskins & Vikings	1964-80
Matt Kroul	DL/OL	Jets	2009-11
Paul Laaveg	OS	Redskins	1970-75
Bill Lapham	C	Eagles & Vikings	1960-61
Larry Lawrence	QB	Raiders & Buccaneers	1974-76
Joe Laws	QB	Packers	1934-45
George Lewis	LB	Dolphins	2005
Mac Lewis	OT	Bears	1958
George Little	DL	Dolphins	1985-88
Chuck Long	QB	Lions & Rams	1986-94
Dave Long	DE	Cardinals & Saints	1966-72
Tyler Luebke	DL	Redskins	2005
Forest Masterson	C	Bears	1945
Gus Mastrogny	E	Bears	1931
Bryan Mattison	DE/OL	Jets, Ravens, Rams, Chiefs	2008-12
Jeremy McKinney	OL	Rams, Browns, Texans & Cowboys	1998-02
Pete McMahon	OL	Raiders & Browns	2005-06
Marvin McNutt, Jr.	WR	Eagles, Dolphins, Panthers & Redskins	2012-14
Miguel Merrick	DB	Chargers	2007
Bus Mertes	B	Bears, Dons, Colts, & Giants	1945-50
Curt Merz	E	Texans & Chiefs	1962-68
Ed Miles	LB	Dolphins & Falcons	2007-2008
Brett Miller	OL	Falcons, Chargers and Jets	1983-93
Jim Miller	G	Falcons	1971-72, 74
Paul Minnick	G	Packers	1928-29
Devon Mitchell	DB	Lions	1986-89
Charlie Mockmore	G	Rock Island	1920
<b>*Tony Moeaki</b>	<b>TE</b>	<b>Chiefs, Bills, Seahawks, Falcons &amp; Bears</b>	<b>2010-</b>
Dean Moore	LB	49ers	1978
<b>*James Morris</b>	<b>LB</b>	<b>Patriots &amp; Giants</b>	<b>2014-</b>
Joe Mott	LB	Jets & 49ers	1989-93

Name	Pos.	Teams	Years
<b>*Brandon Myers</b>	<b>TE</b>	<b>Raiders, Giants &amp; Buccaneers</b>	<b>2009-</b>
Denny Myers	T	Bears	1931
Bruce Nelson	C	Panthers	2003-05
Don Nelson	G	Brooklyn	1937
Bruno Niedziela	T	Chicago Rockets (AAFC)	1947
John Niland	OG	Cowboys & Eagles	1966-76
Jerry Niles	B	Giants	1946-47
John Nocera	LB	Eagles & Broncos	1959-63
Karl Noonan	E	Dolphins	1966-72
Don Norton	E	Chargers	1960-66
Jay Norvell	LB	Bears	1986-88
Seth Olsen	OL	Broncos, Vikings, Colts	2009-12
Forrest Olson	G	New York Yankees	1927
Glenn Olson	HB	Cleveland	1940
Lowell Otte	E	Buffalo	1927
Derek Pagel	DB	Jets	2003-05
Oran Pape	B	Packers, Redskins & Eagles	1930, 32-33
Marcus Paschal	DB	Eagles, Falcons, Ravens	2007-11
Warren Peiffer	DT	Saints, Raiders	1976, 77
Bill Perkins	FB	Jets	1963
Carl Pignatelli	FB	Cleveland	1931
Ed Podolak	RB	Chiefs	1969-77
David Porter	OL	Packers & Bills	2003-04
Scott Pospisil	DL	Chargers	2002-03
<b>*Shaun Prater</b>	<b>DB</b>	<b>Bengals, Eagles, Vikings &amp; Cardinals</b>	<b>2012-</b>
Ken Price	LB	Patriots	1971
Derek Price	TE	Lions	1996
Alvin Randolph	DB	49ers, Packers, Bengals, Vikings, Lions & Bills	1966-74
Kerry Reardon	DB	Chiefs	1971-76
Dave Recher	C	Eagles	1965-68
Bill Reichardt	RB	Packers	1952
Jerry Reichow	QB	Lions, Eagles & Vikings	1956-64
Mike Reilly	LB	Bears & Vikings	1964-69
<b>*Riley Reiff</b>	<b>OL</b>	<b>Lions</b>	<b>2012-</b>
<b>*Allen Reisner</b>	<b>TE</b>	<b>Jaguars, Ravens &amp; Vikings</b>	<b>2011-</b>
Fred Roberts	T	Portsmouth	1930-32
Damien Robinson	DB	Buccaneers, Jets & Seahawks	1997-2004
Derreck Robinson	DL	Chargers, Dolphins, Cowboys, & Browns	2005-10
Reggie Roby	P	Dolphins, Redskins, Buccaneers, Oilers & 49ers	1983-98
Matt Rodgers	QB	Bills	1992-93
George Rogge	E	Chicago Cardinals & St. Louis	1931-34
Matt Roth	DE	Dolphins & Browns	2005-11
Eric Rothwell	OL	Chiefs	2004
Fred Russell	RB	Dolphins, Bears & Rams	2004-06
Bob Sanders	DB	Colts & Chargers	2004-2010
Ollie Sansen	FB	Brooklyn	1932-35
Tyler Sash	DB	Giants	2011-12
Francis Schammel	G	Packers	1937
<b>*Brandon Scherff</b>	<b>OL</b>	<b>Redskins</b>	<b>2015-</b>
Vin Schleusner	T	Portsmouth	1930-31
Herm Schneidman	B	Packers	1935-39
Joe Schuster	DL	Eagles	1988-89
Sedrick Shaw	RB	Patriots, Browns	1997-99
Bob Sherman	B	Steelers	1964-65
Hal Schoener	E	49ers	1948-50
Herb Schoener	E	Redskins	1948-49

Name	Pos.	Teams	Years
Fred Slater	T	Milwaukee, Rock Island & Chicago Cardinals	1922-31
Scott Slutzker	TE	Colts & Saints	1996-99
Bob Smith	B	Lions	1949-54
Ben Sobieski	OL	Bills & 49ers	2003-05
Clinton Solomon	WR	Rams	2006-07
Amari Spivey	DB	Lions	2010-12
<b>*Ricky Stanzi</b>	<b>QB</b>	<b>Chiefs, Jaguars, Giants, Lions &amp; Browns</b>	<b>2011-</b>
Larry Station	LB	Steelers	1986
Grant Steen	OLB	Patriots	2004
Eric Steinbach	OL	Bengals & Browns	2003-11
Bob Sullivan	HB	Pittsburgh & Brooklyn	1947-48
Jeff Tarpinian	LB	Patriots, Texans	2011-14
Drew Tate	QB	Rams	2007
Ryan Terry	RB	Cardinals	1995
George Thompson	G	Rock Island	1923-25
Andre Tippett	LB	Patriots	1982-93
<b>*Matt Tobin</b>	<b>OL</b>	<b>Eagles</b>	<b>2013-</b>
Chuck Tollefson	G	Packers	1944-46

Emlen Tunnell	DB	Giants & Packers	1948-61
Name	Pos.	Teams	Years
James Vandenberg	QB	Vikings	2013
<b>*Julian Vandervelde</b>	<b>OL</b>	<b>Eagles</b>	<b>2011-</b>
Ross Verba	OL	Packers, Browns & Lions	1997-05
Mark Vlasic	QB	Chargers, Chiefs, Buccaneers	1987-93
Rod Walters	OL	Chiefs	1976, 78-80
Mike Wells	DL	Lions & Bears	1994-01
Austin Wheatley	TE	Saints & Cowboys	2000-01
Casey Wiegmann	OL	Colts, Jets, Bears, Chiefs & Broncos	1996- 2011
Bill Windauer	DT	Colts, Dolphins, Giants & Falcons	1973-76
LeVar Woods	LB	Cardinals, Bears & Lions	2001-07
Dick Woodward	C	Giants & Redskins	1950-51, 53
Kevin Worthly	LB	Rams	2004
Guido Wyland	G	Rock Island	1920
Bashir Yamini	WR	Titans, Cowboys & Panthers	2000-01
<b>*Marshal Yanda</b>	<b>OL</b>	<b>Ravens</b>	<b>2007-</b>
Jim Youel	B	Redskins	1946-48
Albert Young	RB	Vikings	2008-11
Markus Zusevics	OL	Patriots	2012-13

**\*On 2016 NFL roster or selected in 2016 NFL Draft. Does not include 2016 free agents.**

### Hawkeyes in the Super Bowl

Player	Team	Super Bowl
Mark Bortz	Chicago	1986
Bryan Bulaga	Green Bay	2011
Dallas Clark	Indianapolis	2007, 2010
Sean Considine	Baltimore	2012
Mike Devlin	Buffalo	1994
Tim Dwight	Atlanta	1999
James Ferentz	Denver	2016
Melvin Foster	Dallas	1993
Merton Hanks	San Francisco	1995
Ronnie Harmon	San Diego Chargers	1995
John Harty	San Francisco	1982
Jonathan Hayes	Pittsburgh	1996
Jay Hilgenberg	Chicago	1986
Wally Hilgenberg	Minnesota	1970, 1974, 1975, 1977
Ken Iwebema	Arizona	2009
Erik Jensen	Pittsburgh	2006
Jim Jensen	Denver	1978
Bob Jeter	Green Bay	1967
C.J. Jones	New England	2008
Kevin Kasper	New England	2005

Player	Team	Super Bowl
Bob Kratch	Giants/Patriots	1991, 1997
Paul Krause	Minnesota	1970, 1974, 1975, 1977
Paul Laaveg	Washington	1973
Curt Merz	Kansas City	1967
Tony Moeaki	Seattle	2014
James Morris	New England	2014
Bruce Nelson	Carolina	2004
John Niland	Dallas	1971, 1972
Karl Noonan	Miami	1971, 1972
Ed Podolak	Kansas City	1970
Mike Reilly	Minnesota	1970
Reggie Roby	Miami	1985
Matt Rodgers	Buffalo	1993
Bob Sanders	Indianapolis	2007, 2010
Tyler Sash	New York Giants	2012
Jeff Tarpinian	New England	2012
Andre Tippett	New England	1986
Ross Verba	Green Bay	1997
Marshal Yanda	Baltimore	2012

Iowa football has been a popular choice for football fans, as Iowa's attendance figures would indicate. But the Hawkeyes have also been a favorite for television viewers as well, as nearly all of Iowa's football games in recent seasons have been selected for television. Iowa football games were televised on five different networks seven out of the last eight seasons (2008, 2009, 2011, 2012, 2013, 2014, 2015). In 2010, all 13 games were televised by ABC, ESPN or the Big Ten Network.

Every Iowa game over the past 15 seasons has been televised, with 137 games being carried to a national audience. All 12 of Iowa's regular season games during the 2016 season will again be televised. The Hawkeyes have a 210-139-5 overall television record, and during one stretch (1955 to 1959) went 10 games without a defeat.

**1953 (1-0) Network**  
10/24\_ Iowa 19, Indiana 13 \_\_\_\_\_ NBC

**1954 (1-0) Network**  
9/25\_ Iowa 14, Michigan State 10 \_\_\_\_\_ ABC

**1955 (1-1) Network**  
10/29\_ Michigan 33, Iowa 21 \_\_\_\_\_ NBC  
11/5\_ Iowa 26, Minnesota 0 \_\_\_\_\_ CBS

**1956 (3-0) Network**  
9/29\_ Iowa 27, Indiana 0 \_\_\_\_\_ NBC  
11/10\_ Iowa 7, Minnesota 0 \_\_\_\_\_ NBC  
1/1\_ Iowa 35, Oregon State 19 \_\_\_\_\_ NBC

**1957 (1-0-1) Network**  
11/2\_ Iowa 21, Michigan 21 \_\_\_\_\_ NBC  
11/23\_ Iowa 21, Notre Dame 13 \_\_\_\_\_ NBC

**1958 (3-0) Network**  
10/18\_ Iowa 20, Wisconsin 9 \_\_\_\_\_ NBC  
11/22\_ Iowa 31, Notre Dame 21 \_\_\_\_\_ ABC  
1/1\_ Iowa 38, California 12 \_\_\_\_\_ NBC

**1959 (1-1) Network**  
10/10\_ Iowa 37, Michigan State 8 \_\_\_\_\_ NBC  
10/24\_ Purdue 14, Iowa 7 \_\_\_\_\_ ABC

**1960 (2-0) Network**  
10/15\_ Iowa 28, Wisconsin 21 \_\_\_\_\_ ABC  
11/12\_ Iowa 35, Ohio State 12 \_\_\_\_\_ ABC

**1961 (1-1) Network**  
10/7\_ Iowa 35, Southern Cal 34 \_\_\_\_\_ ABC  
11/11\_ Minnesota 16, Iowa 9 \_\_\_\_\_ ABC

**1964 (1-0) Network**  
10/3\_ Iowa 28, Washington 18 \_\_\_\_\_ NBC

**1965 (1-1) Network**  
9/25\_ Iowa 27, Oregon State 7 \_\_\_\_\_ NBC  
11/6\_ Michigan State 35, Iowa 0 \_\_\_\_\_ NBC

**1969 (2-0) Network**  
10/25\_ Iowa 19, Michigan State 18 \_\_\_\_\_ ABC  
11/8\_ Iowa 28, Indiana 17 \_\_\_\_\_ ABC

**1971 (0-1) Network**  
9/25\_ Penn State 44, Iowa 14 \_\_\_\_\_ ABC

**1977 (1-1) Network**  
9/17\_ Iowa 12, Iowa State 10 \_\_\_\_\_ ABC  
10/28\_ Purdue 34, Iowa 7 \_\_\_\_\_ ABC

**1981 (1-2) Network**  
10/24\_ Minnesota 12, Iowa 10 \_\_\_\_\_ ABC  
11/14\_ Iowa 17, Wisconsin 7 \_\_\_\_\_ ABC  
1/1\_ Washington 28, Iowa 0 \_\_\_\_\_ NBC

**1982 (3-0) Network**  
10/9\_ Iowa 24, Indiana 20 \_\_\_\_\_ CBS  
10/30\_ Iowa 14, Illinois 13 \_\_\_\_\_ CBS  
12/31\_ Iowa 28, Tennessee 22 \_\_\_\_\_ CBS

**1983 (2-2) Network**  
9/10\_ Iowa 51, Iowa State 10 \_\_\_\_\_ ABC  
9/24\_ Iowa 20, Ohio State 14 \_\_\_\_\_ CBS  
10/22\_ Michigan 16, Iowa 13 \_\_\_\_\_ ABC  
12/31\_ Florida 14, Iowa 6 \_\_\_\_\_ ABC

**1984 (5-3-1) Network**  
9/8\_ Iowa 59, Iowa State 21 \_\_\_\_\_ REG  
9/22\_ Ohio State 45, Iowa 26 \_\_\_\_\_ CBS  
9/29\_ Iowa 21, Illinois 16 \_\_\_\_\_ CBS  
10/20\_ Iowa 26, Michigan 0 \_\_\_\_\_ CBS  
10/27\_ Iowa 24, Indiana 20 \_\_\_\_\_ REG  
11/3\_ Iowa 10, Wisconsin 10 \_\_\_\_\_ CBS  
11/10\_ Michigan State 17, Iowa 16 \_\_\_\_\_ REG  
11/17\_ Minnesota 23, Iowa 17 \_\_\_\_\_ REG  
12/26\_ Iowa 55, Texas 17 \_\_\_\_\_ METRO

**1985 (5-2) Network**  
9/28\_ Iowa 57, Iowa State 3 \_\_\_\_\_ RAYCOM  
10/5\_ Iowa 35, Michigan State 31 \_\_\_\_\_ CBS  
10/19\_ Iowa 12, Michigan 10 \_\_\_\_\_ CBS  
11/2\_ Ohio State 22, Iowa 13 \_\_\_\_\_ CBS  
11/16\_ Iowa 27, Purdue 24 \_\_\_\_\_ CBS  
11/23\_ Iowa 31, Minnesota 9 \_\_\_\_\_ WTBS  
1/1\_ UCLA 45, Iowa 28 \_\_\_\_\_ NBC

**1986 (4-2) Network**  
9/13\_ Iowa 43, Iowa State 7 \_\_\_\_\_ WTBS  
10/4\_ Iowa 24, Michigan State 21 \_\_\_\_\_ CBS  
10/18\_ Michigan 20, Iowa 17 \_\_\_\_\_ CBS  
11/1\_ Ohio State 31, Iowa 10 \_\_\_\_\_ WTBS  
11/22\_ Iowa 30, Minnesota 27 \_\_\_\_\_ WTBS  
12/30\_ Iowa 39, San Diego State 38 \_\_\_\_\_ REG

**1987 (4-3) Network**  
8/30\_ Tennessee 23, Iowa 22 \_\_\_\_\_ ABC  
9/19\_ Iowa 48, Iowa State 9 \_\_\_\_\_ REG  
10/3\_ Michigan St. 19, Iowa 14 \_\_\_\_\_ BIG TEN  
10/17\_ Michigan 37, Iowa 10 \_\_\_\_\_ ABC  
10/24\_ Iowa 38, Purdue 14 \_\_\_\_\_ ABC  
10/31\_ Iowa 29, Indiana 21 \_\_\_\_\_ BIG TEN  
12/30\_ Iowa 20, Wyoming 19 \_\_\_\_\_ ESPN

**1988 (3-3-3) Network**  
9/3\_ Hawaii 27, Iowa 24 \_\_\_\_\_ REG  
9/24\_ Iowa 10, Iowa State 3 \_\_\_\_\_ BIG TEN  
10/1\_ Iowa 10, Michigan State 10 \_\_\_\_\_ ABC  
10/15\_ Iowa 17, Michigan 17 \_\_\_\_\_ ABC  
10/22\_ Iowa 31, Purdue 7 \_\_\_\_\_ BIG TEN  
10/29\_ Indiana 45, Iowa 34 \_\_\_\_\_ ABC  
11/12\_ Iowa 24, Ohio State 24 \_\_\_\_\_ BIG TEN  
11/19\_ Iowa 31, Minnesota 22 \_\_\_\_\_ BIG TEN  
12/31\_ N. C. State 28, Iowa 23 \_\_\_\_\_ MISLOU

**1989 (1-3) Network**  
9/23\_ Iowa 31, Iowa State 21 \_\_\_\_\_ REG  
10/21\_ Michigan 26, Iowa 12 \_\_\_\_\_ ABC  
11/4\_ Illinois 31, Iowa 7 \_\_\_\_\_ ABC  
11/11\_ Ohio State 28, Iowa 0 \_\_\_\_\_ ESPN

**1990 (4-2) Network**  
9/22\_ Iowa 45, Iowa State 35 \_\_\_\_\_ REG  
10/20\_ Iowa 24, Michigan 23 \_\_\_\_\_ ESPN  
11/3\_ Iowa 54, Illinois 28 \_\_\_\_\_ ABC  
11/10\_ Ohio State 27, Iowa 26 \_\_\_\_\_ ABC  
11/17\_ Iowa 38, Purdue 9 \_\_\_\_\_ ABC  
Jan. 1\_ Washington 46, Iowa 34 \_\_\_\_\_ ABC

**1991 (6-1-1) Network**  
9/7\_ Iowa 53, Hawaii 10 \_\_\_\_\_ ESPN  
9/14\_ Iowa 29, Iowa State 10 \_\_\_\_\_ REG  
10/5\_ Michigan 43, Iowa 24 \_\_\_\_\_ ABC  
10/19\_ Iowa 24, Illinois 21 \_\_\_\_\_ ABC  
10/26\_ Iowa 31, Purdue 21 \_\_\_\_\_ ESPN  
11/2\_ Iowa 16, Ohio State 9 \_\_\_\_\_ ABC  
11/9\_ Iowa 38, Indiana 21 \_\_\_\_\_ ABC  
12/31\_ Iowa 13, BYU 13 \_\_\_\_\_ ESPN

**1992 (2-5) Network**  
8/28\_ N. C. State 24, Iowa 14 \_\_\_\_\_ RAYCOM  
9/5\_ Miami (FL) 24, Iowa 7 \_\_\_\_\_ ABC  
9/12\_ Iowa 21, Iowa State 7 \_\_\_\_\_ ESPN  
9/26\_ Colorado 28, Iowa 12 \_\_\_\_\_ ABC  
10/3\_ Michigan 52, Iowa 28 \_\_\_\_\_ ABC  
10/17\_ Iowa 24, Illinois 14 \_\_\_\_\_ ESPN  
10/31\_ Ohio State 38, Iowa 15 \_\_\_\_\_ ABC

**1993 (1-4) Network**  
9/11\_ Iowa 31, Iowa State 28 \_\_\_\_\_ ABC  
9/18\_ Penn State 31, Iowa 0 \_\_\_\_\_ ABC  
10/2\_ Michigan 24, Iowa 7 \_\_\_\_\_ ESPN  
11/23\_ Michigan State 24, Iowa 10 \_\_\_\_\_ ESPN  
12/31\_ California 37, Iowa 3 \_\_\_\_\_ ESPN

**1994 (1-2) Network**  
9/10\_ Iowa 37, Iowa State 9 \_\_\_\_\_ ABC  
9/17\_ Penn State 61, Iowa 21 \_\_\_\_\_ ESPN2  
10/1\_ Michigan 29, Iowa 14 \_\_\_\_\_ ABC

<b>1995 (5-4)</b>	<b>Network</b>
9/16	Iowa 27, Iowa State 10 REG
10/7	Iowa 21, Michigan St. 7 BIG TEN
10/14	Iowa 22, Indiana 13 ESPN2
10/21	Penn State 41, Iowa 27 ABC
10/28	Ohio State 56, Iowa 35 ESPN
11/4	Illinois 26, Iowa 7 ESPN
11/11	Northwestern 31, Iowa 20 BIG TEN
11/18	Iowa 33, Wisconsin 20 ESPN2
12/29	Iowa 38, Washington 18 CBS
<b>1996 (8-3)</b>	<b>Network</b>
9/7	Iowa 21, Arizona 20 ESPN
9/14	Iowa 38, Iowa State 13 ABC
9/21	Tulsa 27, Iowa 20 REG
10/5	Iowa 37, Michigan State 30 ESPN2
10/19	Iowa 21, Penn State 20 ESPN2
10/26	Ohio State 38, Iowa 26 ABC
11/2	Iowa 31, Illinois 21 BIG TEN
11/9	Northwestern 40, Iowa 13 ABC
11/16	Iowa 31, Wisconsin 0 ESPN
11/23	Iowa 43, Minnesota 24 ESPN2
12/20	Iowa 27, Texas Tech 0 ESPN
<b>1997 (5-5)</b>	<b>Network</b>
9/6	Iowa 66, Northern Iowa 0 E-REG
9/20	Iowa 63, Iowa State 20 ABC
9/27	Iowa 38, Illinois 10 ESPN2
10/4	Ohio State 23, Iowa 7 ABC
10/18	Michigan 28, Iowa 24 ESPN
10/25	Iowa 62, Indiana 0 E-REG
11/1	Iowa 35, Purdue 17 ESPN2
11/8	Wisconsin 13, Iowa 10 ESPN
11/15	Northwestern 15, Iowa 14 ESPN2
12/31	Arizona State 17, Iowa 7 CBS
<b>1998 (3-6)</b>	<b>Network</b>
9/5	Iowa 38, C. Michigan 0 E-REG
9/12	Iowa State 27, Iowa 9 ESPN2
9/19	Arizona 35, Iowa 11 FOX
9/26	Iowa 37, Illinois 14 E-REG
10/3	Michigan 12, Iowa 9 ABC
10/10	Iowa 26, Northwestern 24 ESPN2
10/17	Indiana 14, Iowa 7 E-REG
10/24	Wisconsin 31, Iowa 0 ABC
11/14	Ohio State 45, Iowa 14 ABC
<b>1999 (1-8)</b>	<b>Network</b>
9/4	Nebraska 42, Iowa 7 ABC
9/11	Iowa State 17, Iowa 10 FOX
9/18	Iowa 24, Northern Illinois 0 E-REG
10/2	Michigan State 49, Iowa 3 E-REG
10/9	Penn State 31, Iowa 7 E-REG
10/16	Northwestern 23, Iowa 21 E-REG
10/30	Ohio State 41, Iowa 11 E-REG
11/13	Wisconsin 41, Iowa 3 ABC
11/20	Minnesota 25, Iowa 21 E-REG

<b>2000 (3-7)</b>	<b>Network</b>
8/26	Kansas State 27, Iowa 7 FOX
9/16	Iowa State 24, Iowa 14 E-REG
9/23	Nebraska 42, Iowa 13 ABC
9/30	Indiana 45, Iowa 33 E-REG
10/7	Iowa 21, Michigan State 16 E-REG
10/21	Ohio State 38, Iowa 10 E-REG
10/28	Wisconsin 13, Iowa 7 E-REG
11/4	Iowa 26, Penn St. 23 (2 OT) E-REG
11/11	Iowa 27, Northwestern 17 E-REG
11/18	Minnesota 27, Iowa 24 E-REG
<b>2001 (6-5)</b>	<b>Network</b>
9/1	Iowa 51, Kent State 0 E-REG
9/8	Iowa 44, Miami, OH 19 E-REG
9/29	Iowa 24, Penn State 18 ESPN
10/6	Purdue 23, Iowa 14 ESPN
10/13	Michigan St. 31, Iowa 28 ESPN2
10/20	Iowa 42, Indiana 28 E-REG
10/27	Michigan 32, Iowa 26 ABC
11/3	Wisconsin 34, Iowa 28 E-REG
11/10	Iowa 59, Northwestern 16 E-REG
11/24	Iowa State 17, Iowa 14 FOX
12/29	Iowa 19, Texas Tech 16 ESPN
<b>2002 (11-2)</b>	<b>Network</b>
8/31	Iowa 57, Akron 21 E-REG
9/7	Iowa 29, Miami, OH 24 E-REG
9/14	Iowa State 36, Iowa 31 ESPN2
9/21	Iowa 48, Utah State 7 E-REG
9/28	Iowa 35, Penn State 28 (OT) ESPN
10/5	Iowa 31, Purdue 28 ESPN
10/12	Iowa 44, Michigan State 16 ESPN
10/19	Iowa 24, Indiana 6 E-REG
10/26	Iowa 34, Michigan 9 E-REG
11/2	Iowa 20, Wisconsin 3 ESPN
11/9	Iowa 62, Northwestern 10 ESPN2
11/16	Iowa 45, Minnesota 21 ESPN
1/2	USC 38, Iowa 17 ABC
<b>2003 (10-3)</b>	<b>Network</b>
8/30	Iowa 21, Miami, OH 3 ESPN2
9/6	Iowa 56, Buffalo 7 E-REG
9/13	Iowa 40, Iowa State 21 FOX
9/20	Iowa 21, Arizona State 2 ESPN2
9/27	Michigan State 20, Iowa 10 E-REG
10/4	Iowa 30, Michigan 27 ABC
10/18	Ohio State 19, Iowa 10 ABC
10/25	Iowa 26, Penn State 14 ABC
11/1	Iowa 41, Illinois 10 E-REG
11/8	Purdue 26, Iowa 14 ESPN
11/15	Iowa 40, Minnesota 22 ESPN
11/22	Iowa 27, Wisconsin 21 ABC
1/1	Iowa 37, Florida 17 ESPN

<b>2004 (10-2)</b>	<b>Network</b>
9/4	Iowa 39, Kent State 7 E-REG
9/11	Iowa 17, Iowa State 10 E-REG
9/18	Arizona State 44, Iowa 7 E-REG
9/25	Michigan 30, Iowa 17 ABC
10/2	Iowa 38, Michigan State 16 E-REG
10/16	Iowa 33, Ohio State 7 ABC
10/23	Iowa 6, Penn State 4 ESPN2
10/30	Iowa 23, Illinois 13 E-REG
11/6	Iowa 23, Purdue 21 ESPN
11/13	Iowa 29, Minnesota 27 ESPN
11/20	Iowa 30, Wisconsin 7 ESPN
1/1	Iowa 30, LSU 25 ABC
<b>2005 (7-5)</b>	<b>Network</b>
9/4	Iowa 56, Ball State 0 E-REG
9/10	Iowa State 23, Iowa 3 ABC
9/17	Iowa 45, Northern Iowa 21 E-REG
9/24	Ohio State 31, Iowa 6 ABC
10/1	Iowa 35, Illinois 7 E-REG
10/8	Iowa 34, Purdue 17 ESPN
10/15	Iowa 38, Indiana 21 E-REG
10/22	Michigan 23, Iowa 20 (OT) ABC
11/5	Northwestern 28, Iowa 27 ESPN
11/12	Iowa 20, Wisconsin 10 ESPN
11/19	Iowa 52, Minnesota 28 ESPN2
1/2	Florida 31, Iowa 24 ESPN
<b>2006 (6-7)</b>	<b>Network</b>
9/2	Iowa 41, Montana 7 ESPN
9/9	Iowa 20, Syracuse 13 (2 OT) ABC
9/16	Iowa 27, Iowa State 17 ESPN
9/23	Iowa 24, Illinois 7 E-REG
9/30	Ohio State 38, Iowa 17 ABC
10/7	Iowa 47, Purdue 17 ESPN
10/14	Indiana 31, Iowa 28 ESPN2
10/21	Michigan 20, Iowa 6 ABC
10/28	Iowa 24, N. Illinois 21 ESPN
11/4	Northwestern 21, Iowa 7 E-REG
11/11	Wisconsin 24, Iowa 21 ESPN
11/18	Minnesota 34, Iowa 24 E-REG
12/30	Texas 26, Iowa 24 ESPN
<b>2007 (6-6)</b>	<b>Network</b>
9/1	Iowa 16, N. Illinois 3 ESPN
9/8	Iowa 35, Syracuse 0 BTN
9/15	Iowa State 15, Iowa 13 VERSUS
9/22	Wisconsin 17, Iowa 13 ABC
9/29	Indiana 38, Iowa 20 BTN
10/6	Penn State 27, Iowa 7 ABC
10/13	Iowa 10, Illinois 6 ESPN2
10/20	Purdue 31, Iowa 6 ESPN2
10/27	Iowa 34, Michigan St. 27 (2 OT) ESPN2
11/3	Iowa 28, Northwestern 17 ESPN2
11/10	Iowa 21, Minnesota 16 BTN
11/17	W. Michigan 28, Iowa 19 BTN



2008 (9-4)	Network
8/30 ___ Iowa 46, Maine 3	BTN
9/6 ___ Iowa 42, Fla. International 0	BTN
9/13 ___ Iowa 17, Iowa State 5	BTN
9/20 ___ Pittsburgh 21, Iowa 20	ESPN2
9/27 ___ Northwestern 22, Iowa 17	ESPN-C
10/4 ___ Michigan State 16, Iowa 13	ESPN2
10/11 ___ Iowa 45, Indiana 9	BTN
10/18 ___ Iowa 38, Wisconsin 16	BTN
11/1 ___ Illinois 27, Iowa 24	ABC
11/8 ___ Iowa 24, Penn State 23	ABC
11/15 ___ Iowa 22, Purdue 17	BTN
11/22 ___ Iowa 55, Minnesota 0	BTN
1/1 ___ Iowa 31, South Carolina 10	ESPN

2009 (11-2)	Network
9/5 ___ Iowa 17, Northern Iowa 16	BTN
9/12 ___ Iowa 35, Iowa State 3	FOX
9/19 ___ Iowa 27, Arizona 17	ABC
9/26 ___ Iowa 21, Penn State 10	ABC
10/3 ___ Iowa 24, Arkansas State 21	ESPN2
10/10 ___ Iowa 30, Michigan 28	ABC
10/17 ___ Iowa 20, Wisconsin 10	ESPN
10/24 ___ Iowa 15, Michigan State 13	BTN
10/31 ___ Iowa 42, Indiana 24	ESPN
11/7 ___ Northwestern 17, Iowa 10	ESPN
11/14 ___ Ohio State 27, Iowa 24 (OT)	ABC
11/21 ___ Iowa 12, Minnesota 0	ESPN
1/5 ___ Iowa 24, Georgia Tech 14	FOX

2010 (8-5)	Network
9/4 ___ Iowa 37, Eastern Illinois 7	BTN
9/11 ___ Iowa 35, Iowa State 7	ABC
9/18 ___ Arizona 34, Iowa 27	ESPN
9/25 ___ Iowa 45, Ball State 0	BTN
10/2 ___ Iowa 24, Penn State 3	ESPN
10/16 ___ Iowa 38, Michigan 28	ABC
10/23 ___ Wisconsin 31, Iowa 30	ABC
10/30 ___ Iowa 37, Michigan State 6	ABC
11/6 ___ Iowa 18, Indiana 13	BTN
11/13 ___ Northwestern 21, Iowa 17	ESPN
11/20 ___ Ohio State 20, Iowa 17	ABC
11/27 ___ Minnesota 27, Iowa 24	BTN
12/28 ___ Iowa 27, Missouri 24	ESPN

2011 (7-6)	Network
9/3 ___ Iowa 34, Tennessee Tech 7	BTN
9/10 ___ Iowa State 44, Iowa 41 (3OT)	FSN
9/17 ___ Iowa 31, Pittsburgh 27	ESPN2
9/24 ___ Iowa 45, ULM 17	BTN
10/8 ___ Penn State 13, Iowa 3	ABC
10/15 ___ Iowa 41, Northwestern 31	BTN
10/22 ___ Iowa 45, Indiana 24	BTN
10/29 ___ Minnesota 22, Iowa 21	BTN
11/5 ___ Iowa 24, Michigan 16	ESPN
11/12 ___ Michigan State 37, Iowa 21	ESPN2
11/19 ___ Iowa 31, Purdue 21	BTN
11/25 ___ Nebraska 20, Iowa 7	ABC
12/30 ___ Oklahoma 31, Iowa 14	ESPN

2012 (4-8)	Network
9/1 ___ Iowa 18, N. Illinois 17	ESPNU
9/8 ___ Iowa State 9, Iowa 6	BTN
9/15 ___ Iowa 27, Northern Iowa 16	BTN
9/22 ___ Central Michigan 32, Iowa 31	BTN
9/29 ___ Iowa 31, Minnesota 13	ESPN2
10/13 ___ Iowa 19, Michigan St. 16 (2OT)	ESPN
10/20 ___ Penn State 38, Iowa 14	BTN
10/27 ___ Northwestern 28, Iowa 17	ESPN2
11/3 ___ Indiana 24, Iowa 21	BTN
11/10 ___ Purdue 27, Iowa 24	BTN
11/17 ___ Michigan 42, Iowa 17	ESPN
11/23 ___ Nebraska 13, Iowa 7	ABC

2013 (8-5)	Network
8/31 ___ N. Illinois 30, Iowa 27	BTN
9/7 ___ Iowa 28, Missouri State 14	BTN
9/14 ___ Iowa 27, Iowa State 21	FS1
9/21 ___ Iowa 59, W. Michigan 3	BTN
9/28 ___ Iowa 23, Minnesota 7	ABC
10/5 ___ Michigan State 26, Iowa 14	ESPN2
10/19 ___ Ohio State 34, Iowa 24	ABC
10/26 ___ Iowa 17, Northwestern 10 (OT)	BTN
11/2 ___ Wisconsin 28, Iowa 9	ABC
11/9 ___ Iowa 38, Purdue 14	BTN
11/23 ___ Iowa 24, Michigan 21	BTN
11/29 ___ Iowa 38, Nebraska 17	ABC
1/1 ___ LSU 21, Iowa 14	ESPN

2014 (7-6)	Network
8/31 ___ Iowa 31, Northern Iowa 23	BTN
9/6 ___ Iowa 17, Ball State 13	ESPN2
9/13 ___ Iowa State 20, Iowa 17	ESPN
9/20 ___ Iowa 24, Pittsburgh 20	ESPNU
9/27 ___ Iowa 24, Purdue 10	BTN
10/11 ___ Iowa 45, Indiana 29	ESPNU
10/18 ___ Maryland 38, Iowa 31	ESPN2
11/1 ___ Iowa 48, Northwestern 7	BTN
11/8 ___ Minnesota 51, Iowa 14	ESPN2
11/15 ___ Iowa 30, Illinois 14	BTN
11/22 ___ Wisconsin 26, Iowa 24	ABC
11/18 ___ Nebraska 37, Iowa 34 (OT)	ABC
1/2 ___ Tennessee 45, Iowa 28	ESPN

2015 (12-2)	Network
9/5 ___ Iowa 31, Illinois State 14	BTN
9/12 ___ Iowa 31, Iowa State 17	FOX
9/19 ___ Iowa 27, Pittsburgh 24	BTN
9/26 ___ Iowa 62, North Texas 16	ESPNU
10/3 ___ Iowa 10, Wisconsin 6	ESPN
10/10 ___ Iowa 29, Illinois 20	ESPN2
10/17 ___ Iowa 40, Northwestern 10	ABC
10/31 ___ Iowa 31, Maryland 15	ABC
11/7 ___ Iowa 35, Indiana 27	ESPN
11/14 ___ Iowa 40, Minnesota 35	BTN
11/21 ___ Iowa 40, Purdue 20	ESPN2
11/27 ___ Iowa 28, Nebraska 20	ABC
12/5 ___ Michigan State 16, Iowa 13	FOX
1/1 ___ Stanford 45, Iowa 16	ESPN

## Iowa's Record by Network

ABC:	39-52-1
Big Ten:	10-2-1
Big Ten Network:	28-10
CBS:	12-4-1
ESPN:	34-23-1
ESPN2:	22-14
ESPN Regional:	28-16
ESPN Classic:	1-0
ESPNU:	8-0
FOX:	4-6
Fox Sports 1:	1-0
Metro:	1-0
Misou:	0-1
NBC:	10-4-1
Raycom:	1-1
Regional:	8-4
Versus:	0-1
WTBS:	3-1
<b>Total:</b>	<b>210-139-5</b>

## Legend

BTN -- Big Ten Network, Big Ten -- Big Ten Conference regional network, REG -- Iowa or opponent regional network, E-REG -- ESPN Regional, ESPN-C -- ESPN Classic, FS1 -- Fox Sports 1

**Blue-Gray**

<b>1947</b>	Lou King, QB
<b>1949</b>	Bob McKenzie, E Don Winslow, T
<b>1951</b>	Bill Reichardt, FB
<b>1955</b>	Roger Swedberg, T Roger Wiegmann, FB
<b>1959</b>	John Sawin, T
<b>1960</b>	Jerry Mauren, HB
<b>1961</b>	Sherwyn Thorson, G Bernie Wyatt, HB
<b>1963</b>	Lonnie Rogers, HB Gus Kasapis, T
<b>1965</b>	Dave Long, DE Bill Briggs, DT
<b>1968</b>	Al Bream, E Barry Crees, WB
<b>1969</b>	Mike Cilek, QB Paul Laaveg, OT Melvin Morris, T
<b>1971</b>	Craig Clemons, DB
<b>1972</b>	Bill Windauer, DT Jerry Nelson, MG
<b>1975</b>	Rick Penney, DB Dave Bryant, NG
<b>1977</b>	Barry Tomasetti, OT Jim Hilgenberg, C
<b>1979</b>	Dennis Mosley, RB Cedric Shaw, DB Jim Molini, DE
<b>1980</b>	John Harty, DT Jay Hilgenberg, C Keith Chappelle, WR
<b>1989</b>	Bill Anderson, OL Jeff Koeppel, NG
<b>1992</b>	Alan Cross, TE Jeff Nelson, DT Ted Velicer, OT
<b>1999</b>	Matt Bowen, DB Zeron Flemister, TE Tarig Holman, DB
<b>2000</b>	Jason Baker, P Anthony Herron, DL Kevin Kasper, WR LeVar Woods, LB

**Challenge Bowl**

<b>1977</b>	Tom McLaughlin, QB
-------------	--------------------

**Coaches' All-Star**

<b>1961</b>	Mark Manders, G
<b>1962</b>	Al Hinton, T Sherwyn Thorson, G
<b>1963</b>	Larry Ferguson, HB
<b>1964</b>	Wally Hilgenberg, G Gary Fletcher, C
<b>1976</b>	Mark Fetter, FB

**College Football  
All-Star Classic**

<b>2013</b>	Greg Castillo, DB Matt Tobin, OL James Vandenberg, QB
-------------	---

**East-West Shrine**

<b>1925</b>	Wesley Fry, FB
<b>1930</b>	Willis Glassgow, HB
<b>1931</b>	Harold Ely, T
<b>1934</b>	Joe Laws, HB Francis Schammel, G
<b>1936</b>	Dick Crayne, HB
<b>1941</b>	Mike Enich, T Ray Murphy, FB
<b>1942</b>	Al Couppee, QB
<b>1943</b>	Bill Burkett, E
<b>1944</b>	William Baughman, C
<b>1948</b>	Harold Shoener, E Bob Smith, HB
<b>1949</b>	Dick Woodard, C
<b>1953</b>	Don Chelf, T Jerry Hilgenberg, C
<b>1954</b>	George Broeder, FB John Hall, T
<b>1955</b>	Jerry Reichow, QB Calvin Jones, G
<b>1957</b>	Jim Gibbons, E Alex Karras, T
<b>1959</b>	Bob Jeter, HB Ray Jauch, HB Don Norton, E
<b>1960</b>	Mark Manders, G
<b>1961</b>	Bill Van Buren, C
<b>1962</b>	Larry Ferguson, HB Earl McQuiston, G
<b>1963</b>	Mike Reilly, G Paul Krause, HB
<b>1965</b>	Karl Noonan, FL John Niland, G
<b>1968</b>	Ed Podolak, TB
<b>1969</b>	Larry Ely, LB
<b>1970</b>	Kerry Reardon, SE
<b>1975</b>	Rod Walters, OT
<b>1979</b>	Jim Swift, TE
<b>1981</b>	Ron Hallstrom, OL
<b>1982</b>	Reggie Roby, P Mark Bortz, DT
<b>1983</b>	Joe Levelis, OT
<b>1985</b>	Scott Helverson, WB
<b>1988</b>	Bob Kratch, OL
<b>1989</b>	Bill Anderson, OL
<b>1990</b>	Melvin Foster, LB Tony Stewart, RB
<b>1991</b>	Mike Saunders, RB Leroy Smith, DE
<b>1992</b>	Mike Devlin, C Danan Hughes, WR
<b>1993</b>	Mike Wells, DT
<b>1995</b>	Casey Wiegmann, OL

<b>1997</b>	Kerry Cooks, DB
<b>1998</b>	Derek Rose, C Eric Thigpen, DB
<b>2000</b>	Jason Baker, P
<b>2002</b>	Kahlil Hill, WR Aaron Kampman, DL
<b>2003</b>	Brad Banks, QB Eric Steinbach, OL
<b>2004</b>	Jared Clauss, DT
<b>2005</b>	Pete McMahon, OL Derreck Robinson, DE
<b>2007</b>	Drew Tate, QB
<b>2008</b>	Kenny Iwebema, DE Bryan Mattison, DE
<b>2009</b>	Seth Olsen, OL Bradley Fletcher, CB
<b>2010</b>	Kyle Calloway, OL
<b>2011</b>	Ryan Donahue, P Karl Klug, DL
<b>2012</b>	Shaun Prater, DB Markus Zusevics, OL
<b>2013</b>	Keenan Davis, WR James Ferentz, OL Micah Hyde, DB
<b>2015</b>	Jordan Lomax, DB

**Grid Iron Classic**

<b>1999</b>	Zeron Flemister, TE
<b>2003</b>	Fred Barr, LB C. J. Jones, WR
<b>2004</b>	Maurice Brown, WR Nathan Chandler, QB Kevin Worthy, LB
<b>2005</b>	David Bradley, P

**Hula Bowl**

<b>1955</b>	George Broeder, FB
<b>1956</b>	Calvin Jones, G
<b>1957</b>	Frank Gilliam, E
<b>1958</b>	Alex Karras, T Jim Gibbons, E
<b>1959</b>	Randy Duncan, QB
<b>1960</b>	Ray Jauch, HB
<b>1961</b>	Mark Manders, G Charles Lee, T
<b>1962</b>	Bill Van Buren, C
<b>1963</b>	Larry Ferguson, HB Earl McQuiston, G
<b>1964</b>	Mike Reilly, G Wally Hilgenberg, G
<b>1965</b>	Tony Giacobazzi, E
<b>1966</b>	Karl Noonan, FL John Niland, OG
<b>1967</b>	Silas McKinnie, TB
<b>1968</b>	Ed Podolak, TB
<b>1969</b>	Larry Ely, LB
<b>1970</b>	Kerry Reardon, SE
<b>1978</b>	Dave Becker, DB
<b>1979</b>	Dennis Mosley, RB
<b>1980</b>	Keith Chappelle, SE Jay Hilgenberg, C

<b>1981</b>	Andre Tippett, DE
<b>1983</b>	John Alt, OT Norm Granger, FB Joel Hilgenberg, C
<b>1984</b>	Owen Gill, FB
<b>1986</b>	Ken Sims, DB
<b>1987</b>	Kerry Burt, DB Mike Flagg, TE
<b>1988</b>	Marv Cook, TE Chuck Hartlieb, QB
<b>1990</b>	Nick Bell, RB Merton Hanks, DB
<b>1991</b>	Leroy Smith, DE
<b>1992</b>	Mike Devlin, C Alan Cross, TE Danan Hughes, WR
<b>1994</b>	Fritz Fequiere, OL
<b>1995</b>	Matt Purdy, OL Casey Wiegmann, OL
<b>1996</b>	Bill Ennis-Inge, DE
<b>1997</b>	Tavian Banks, RB
<b>1998</b>	Eric Thigpen, FS
<b>1999</b>	Matt Bowen, DB Zeron Flemister, TE Bashir Yamini, WR
<b>2000</b>	Kevin Kasper, WR
<b>2002</b>	Kahlil Hill, WR Jerry Montgomery, DL
<b>2003</b>	Brad Banks, QB Derek Pagel, DB David Porter, OL
<b>2004</b>	Fred Russell, RB
<b>2005</b>	Tony Jackson, TE
<b>2006</b>	Antwan Allen, DB Brian Ferentz, OL Jovon Johnson, DB Ed Hinkel, WR Clinton Solomon, WR
<b>2007</b>	Mike Elgin, OL
<b>2008</b>	Mike Humpal, LB

**Japan Bowl**

<b>1979</b>	Dave Holsclaw, PK
<b>1980</b>	Keith Chappelle, WR Jay Hilgenberg, C John Harty, DT
<b>1981</b>	Andre Tippet, DE
<b>1982</b>	Brett Miller, OT
<b>1983</b>	John Alt, OT Joel Hilgenberg, C
<b>1984</b>	Owen Gill, FB
<b>1985</b>	Bill Happel, WR Ronnie Harmon, TB Chuck Long, QB Larry Station, LB
<b>1986</b>	Dave Croston, OT Jeff Drost, DT Robert Smith, WR Mark Vlasic, QB
<b>1987</b>	Quinn Early, WR Mike Flagg, TE Kevin Harmon, RB
<b>1988</b>	Marv Cook, TE Dave Haight, NG Chuck Hartlieb, QB
<b>1989</b>	Brad Quast, LB
<b>1990</b>	Nick Bell, RB Matt Ruhland, DL
<b>1991</b>	Ron Geater, DT Matt Rodgers, QB Mike Saunders, RB
<b>1992</b>	Mike Devlin, C Danan Hughes, WR

**King Classic**

<b>1989</b>	Brad Quast, LB
-------------	----------------

**Las Vegas Classic**

<b>2004</b>	Grant Steen, LB
-------------	-----------------

**North-South**

<b>1948</b>	Bill Kay, T
<b>1953</b>	Bill Fenton, E George Rice, HB
<b>1954</b>	Warren Lawson, C Lou Matykiewicz, E
<b>1955</b>	Jim Freeman, E
<b>1957</b>	Frank Bloomquist, G Bob Commings, G Frank Rigney, T
<b>1959</b>	Don Horn, FB Curt Merz, E Bill Lapham, C
<b>1960</b>	Lloyd Humphreys, C
<b>1961</b>	Bill Whisler, E
<b>1962</b>	Bill Perkins, FB
<b>1963</b>	Cloyd Webb, E Gary Fletcher, C Wally Hilgenberg, G
<b>1964</b>	Tony Giacobazzi, E Phillip Deutsch, T
<b>1969</b>	Jon Meskimen, G
<b>1970</b>	Layne McDowell, DT Tim Sullivan, FB
<b>1972</b>	Craig Darling, OG

**Senior Bowl**

<b>1952</b>	Bill Reichardt, FB
<b>1954</b>	Jerry Hilgenberg, C Don Chelf, T
<b>1956</b>	Jerry Reichow, QB Jim Freeman, E
<b>1958</b>	Jim Gibbons, E Alex Karras, T Frank Rigney, T
<b>1960</b>	Bill Lapham, C Don Norton, E Olen Treadway, QB Curt Merz, E
<b>1964</b>	Paul Krause, E
<b>1970</b>	Layne McDowell, DT
<b>1971</b>	Craig Clemons, DB
<b>1975</b>	Rod Walters, OT Jim Jensen, HB
<b>1979</b>	Jim Swift, TE
<b>1983</b>	Joel Hilgenberg, C
<b>1995</b>	Scott Slutzker, TE
<b>1996</b>	Sedrick Shaw, RB Ross Verba, DB
<b>1997</b>	Tim Dwight, WR Mike Goff, OL
<b>1998</b>	Jared DeVries, DT Matt Hughes, LB
<b>2002</b>	Ladell Betts, RB
<b>2003</b>	Colin Cole, DT Eric Steinbach, OL Bruce Nelson, C
<b>2004</b>	Maurice Brown, WR Nate Kaeding, PK Bob Sanders, DB
<b>2005</b>	Jonathan Babineaux, DL Sean Considine, DB Matt Roth, DE
<b>2006</b>	Chad Greenway, LB Abdul Hodge, LB
<b>2007</b>	Scott Chandler, TE Marshal Yanda, OL
<b>2008</b>	Charles Godfrey, DB
<b>2009</b>	Mitch King, DT
<b>2010</b>	A. J. Edds, LB
<b>2011</b>	Christian Ballard, DL Adrian Clayborn, DL Ricky Stanzi, QB
<b>2012</b>	Mike Daniels, DL Marvin McNutt, Jr., WR
<b>2013</b>	C.J. Fiedorowicz, TE Christian Kirksey, LB
<b>2014</b>	Carl Davis, DL Louis Trinca-Pasat, DL
<b>2015</b>	Austin Blythe, OL Henry Krieger Coble, TE

**Tribune All-Star**

<b>1934</b>	Joe Laws, HB
<b>1936</b>	Dick Crayne, FB
<b>1939</b>	Frank Balazs, FB
<b>1940</b>	Nile Kinnick, HB Floyd Dean, HB Dick Evans, E
<b>1941</b>	Ken Pettit, E
<b>1942</b>	Bill Diehl, C Bill Green, RB Jim Walker, T
<b>1943</b>	Tom Hand, C Jim Youell, QB Bob Penaluna, G
<b>1945</b>	Stan Mohrbacher, T
<b>1947</b>	Bruno Niedziela, T
<b>1949</b>	Bill Kay, T Al DiMarco, QB
<b>1950</b>	Don Winslow, G
<b>1952</b>	Bill Reichardt, FB
<b>1954</b>	Jerry Hilgenberg, C Bill Fenton, E
<b>1956</b>	Jerry Reichow, QB Edward Vincent, HB
<b>1958</b>	Jim Gibbons, E Alex Karras, T
<b>1959</b>	Charles Lewis, T
<b>1960</b>	Bill Lapham, C
<b>1963</b>	Larry Ferguson, HB
<b>1964</b>	Wally Hilgenberg, G Mike Reilly, G Paul Krause, HB
<b>1966</b>	Al Randolph, DB John Niland, OG
<b>1969</b>	Ed Podolak, HB
<b>1972</b>	Craig Clemons, DB
<b>1976</b>	Joe Devlin, OG Jim Jensen, HB Rod Walters, OT

**All-Star Honors****Jerry Reichow**

Most Valuable Player, 1955 East-West Shrine Game

**Paul Krause**

Most Valuable Player, 1964 Senior Bowl

**Craig Clemons**

Best Defensive Back, 1971 Senior Bowl

**Fred Russell**

Team MVP, 2004 Hula Bowl

**Carl Davis**

Practice Player of the Week, defense, 2015 Senior Bowl

**No coach**
**1889 (0-1-0)**

11/16 \_\_\_\_ L \_\_\_\_ Grinnell \_\_\_\_ 0-24

**1890 (1-1-0)**

10/18 \_\_\_\_ L \* \_\_\_\_ Grinnell \_\_\_\_ 6-14

\_\_\_\_ L \_\_\_\_ Iowa Medical \_\_\_\_ 10-22

11/27 \_\_\_\_ W \_\_\_\_ Iowa Wesleyan \_\_\_\_ 91-0

**1891 (3-2-0)**

10/24 \_\_\_\_ W \* \_\_\_\_ Cornell \_\_\_\_ 64-6

11/2 \_\_\_\_ L \* \_\_\_\_ Minnesota \_\_\_\_ 4-42

11/9 \_\_\_\_ L \_\_\_\_ Grinnell \_\_\_\_ 4-6

11/26 \_\_\_\_ W \_\_\_\_ Nebraska \_\_\_\_ 22-0

12/5 \_\_\_\_ W \_\_\_\_ Kansas \_\_\_\_ 18-14

**Coach E.A. Dalton**
**1892 (3-2-1)**

10/21 \_\_\_\_ W \_\_\_\_ Coe \_\_\_\_ 48-0

10/29 \_\_\_\_ W \* \_\_\_\_ Knox \_\_\_\_ 44-0

11/5 \_\_\_\_ L \_\_\_\_ Kansas \_\_\_\_ 4-24

11/12 \_\_\_\_ L \_\_\_\_ Missouri \_\_\_\_ 0-22

11/16 \_\_\_\_ W \* \_\_\_\_ Grinnell \_\_\_\_ 18-12

11/24 \_\_\_\_ T \_\_\_\_ Nebraska \_\_\_\_ 10-10

**Coach Ben Donnelly**
**1893 (3-4-0)**

10/7 \_\_\_\_ W \_\_\_\_ Coe \_\_\_\_ 56-0

10/14 \_\_\_\_ L \_\_\_\_ Denver Ath. Club \_\_\_\_ 0-58

10/21 \_\_\_\_ W \* \_\_\_\_ Luther \_\_\_\_ 32-0

11/4 \_\_\_\_ L \_\_\_\_ Kansas \_\_\_\_ 24-35

11/11 \_\_\_\_ L \_\_\_\_ Grinnell \_\_\_\_ 14-36

11/18 \_\_\_\_ W \* \_\_\_\_ Missouri \_\_\_\_ 34-12

11/30 \_\_\_\_ L \_\_\_\_ Nebraska \_\_\_\_ 18-20

**Coach Roger Sherman**
**1894 (4-4-1)**

10/1 \_\_\_\_ L \* \_\_\_\_ Iowa State \_\_\_\_ 8-16

10/13 \_\_\_\_ W \* \_\_\_\_ Cornell \_\_\_\_ 60-0

10/20 \_\_\_\_ W \_\_\_\_ Augustana \_\_\_\_ 34-0

10/27 \_\_\_\_ T \_\_\_\_ Chicago \_\_\_\_ 18-18

10/29 \_\_\_\_ L \_\_\_\_ Wisconsin \_\_\_\_ 0-44

11/3 \_\_\_\_ W \* \_\_\_\_ Kansas \_\_\_\_ 14-12

11/10 \_\_\_\_ W \* \_\_\_\_ Grinnell \_\_\_\_ 6-0

11/19 \_\_\_\_ L \_\_\_\_ Missouri \_\_\_\_ 6-32

11/29 \_\_\_\_ L \_\_\_\_ \*Nebraska \_\_\_\_ 0-36

**No coach**
**1895 (2-5-0)**

10/12 \_\_\_\_ L \* \_\_\_\_ Doane \_\_\_\_ 0-10

10/19 \_\_\_\_ W \_\_\_\_ Parsons \_\_\_\_ 28-0

10/28 \_\_\_\_ L \* \_\_\_\_ Iowa State \_\_\_\_ 0-24

11/2 \_\_\_\_ L \_\_\_\_ Kansas \_\_\_\_ 0-52

11/18 \_\_\_\_ L \_\_\_\_ Missouri \_\_\_\_ 0-34

11/19 \_\_\_\_ W \_\_\_\_ Penn College \_\_\_\_ 14-12

11/28 \_\_\_\_ L \_\_\_\_ Nebraska \_\_\_\_ 0-6

**Coach A.E. Bull**
**1896 (7-1-1)**

10/3 \_\_\_\_ W \* \_\_\_\_ Drake \_\_\_\_ 32-0

10/10 \_\_\_\_ L \_\_\_\_ Chicago \_\_\_\_ 0-6

10/26 \_\_\_\_ W \* \_\_\_\_ Kansas \_\_\_\_ 6-0

11/4 \_\_\_\_ W \* \_\_\_\_ Wilton \_\_\_\_ 27-0

11/9 \_\_\_\_ W \_\_\_\_ Missouri \_\_\_\_ 12-0

11/14 \_\_\_\_ W \_\_\_\_ \*Grinnell \_\_\_\_ 15-6

11/21 \_\_\_\_ W \_\_\_\_ \*D.M. YMCA \_\_\_\_ 34-0

11/26 \_\_\_\_ T \_\_\_\_ \*Nebraska \_\_\_\_ 0-0

11/28 \_\_\_\_ W \_\_\_\_ \*Nebraska \_\_\_\_ 6-0

**Coach Otto Wagonhurst**
**1897 (4-4-0)**

10/2 \_\_\_\_ W \* \_\_\_\_ Wilton \_\_\_\_ 22-4

10/16 \_\_\_\_ W \_\_\_\_ Northwestern \_\_\_\_ 12-6

10/23 \_\_\_\_ L \* \_\_\_\_ P &amp; S \_\_\_\_ 0-14

10/30 \_\_\_\_ L \_\_\_\_ Kansas \_\_\_\_ 0-56

11/5 \_\_\_\_ L \* \_\_\_\_ Iowa State \_\_\_\_ 0-6

11/13 \_\_\_\_ W \_\_\_\_ Drake \_\_\_\_ 16-0

11/20 \_\_\_\_ W \* \_\_\_\_ Grinnell \_\_\_\_ 16-12

11/25 \_\_\_\_ L \_\_\_\_ Nebraska \_\_\_\_ 0-6

**Coach Alden Knipe**
**1898 (3-4-2)**

10/1 \_\_\_\_ T \_\_\_\_ \*Knox \_\_\_\_ 0-0

10/8 \_\_\_\_ L \_\_\_\_ Chicago \_\_\_\_ 0-38

10/15 \_\_\_\_ L \* \_\_\_\_ Drake \_\_\_\_ 5-18

10/22 \_\_\_\_ W \* \_\_\_\_ Upper Iowa \_\_\_\_ 23-5

10/29 \_\_\_\_ L \_\_\_\_ \*Rush \_\_\_\_ 11-15

11/5 \_\_\_\_ L \* \_\_\_\_ Iowa Teachers \_\_\_\_ 5-11

11/12 \_\_\_\_ T \_\_\_\_ Grinnell \_\_\_\_ 5-5

11/17 \_\_\_\_ W \* \_\_\_\_ Simpson \_\_\_\_ 12-0

11/24 \_\_\_\_ W \_\_\_\_ Nebraska \_\_\_\_ 6-5

**1899 (8-0-1)**

9/23 \_\_\_\_ W \* \_\_\_\_ Iowa Teachers \_\_\_\_ 22-0

10/7 \_\_\_\_ T \_\_\_\_ Chicago \_\_\_\_ 5-5

10/14 \_\_\_\_ W \* \_\_\_\_ Penn \_\_\_\_ 35-0

10/21 \_\_\_\_ W \* \_\_\_\_ Rush \_\_\_\_ 17-0

10/28 \_\_\_\_ W \* \_\_\_\_ Iowa State \_\_\_\_ 5-0

11/4 \_\_\_\_ W \_\_\_\_ Nebraska \_\_\_\_ 30-0

11/11 \_\_\_\_ W \* \_\_\_\_ Grinnell \_\_\_\_ 16-6

11/18 \_\_\_\_ W \* \_\_\_\_ Knox \_\_\_\_ 33-0

11/30 \_\_\_\_ W \_\_\_\_ Illinois \_\_\_\_ 58-0

**1900 (7-0-1, 2-0-1)**

9/28 \_\_\_\_ W \* \_\_\_\_ Upper Iowa \_\_\_\_ 57-0

10/6 \_\_\_\_ W \* \_\_\_\_ Iowa Teachers \_\_\_\_ 68-0

10/13 \_\_\_\_ W \* \_\_\_\_ Simpson \_\_\_\_ 47-0

10/19 \_\_\_\_ \_\_\_\_ Iowa State \_\_\_\_ cancelled

10/26 \_\_\_\_ W \* \_\_\_\_ Drake \_\_\_\_ 26-0

11/2 \_\_\_\_ W \_\_\_\_ Chicago \_\_\_\_ 17-0

11/10 \_\_\_\_ W \_\_\_\_ Michigan \_\_\_\_ 28-5

11/17 \_\_\_\_ W \* \_\_\_\_ Grinnell \_\_\_\_ 63-2

11/29 \_\_\_\_ T \_\_\_\_ Northwestern \_\_\_\_ 5-5

**1901 (6-3-0, 0-3-0)**

10/5 \_\_\_\_ W \* \_\_\_\_ Iowa Teachers \_\_\_\_ 16-0

10/12 \_\_\_\_ W \_\_\_\_ Drake \_\_\_\_ 6-5

10/19 \_\_\_\_ W \* \_\_\_\_ Iowa State \_\_\_\_ 12-0

10/26 \_\_\_\_ L \_\_\_\_ Minnesota \_\_\_\_ 0-16

10/30 \_\_\_\_ W \* \_\_\_\_ Coe \_\_\_\_ 11-0

11/2 \_\_\_\_ W \* \_\_\_\_ Knox \_\_\_\_ 23-6

11/9 \_\_\_\_ L \* \_\_\_\_ Illinois \_\_\_\_ 0-27

11/16 \_\_\_\_ W \* \_\_\_\_ Grinnell \_\_\_\_ 17-11

11/28 \_\_\_\_ L \_\_\_\_ Michigan \_\_\_\_ 0-50

**1902 (5-4-0, 0-3-0)**

10/4 \_\_\_\_ W \* \_\_\_\_ Iowa Teachers \_\_\_\_ 63-5

10/11 \_\_\_\_ W \* \_\_\_\_ Drake \_\_\_\_ 12-0

10/18 \_\_\_\_ W \* \_\_\_\_ Simpson \_\_\_\_ 10-0

10/25 \_\_\_\_ L \* \_\_\_\_ Minnesota \_\_\_\_ 0-34

11/1 \_\_\_\_ W \* \_\_\_\_ Iowa State \_\_\_\_ 12-6

11/8 \_\_\_\_ L \_\_\_\_ Michigan \_\_\_\_ 0-107

11/15 \_\_\_\_ W \_\_\_\_ Washington (MO) \_\_\_\_ 61-0

11/20 \_\_\_\_ L \_\_\_\_ Missouri \_\_\_\_ 0-6

11/27 \_\_\_\_ L \_\_\_\_ Illinois \_\_\_\_ 0-80

**Coach John Chalmers**
**1903 (9-2-0, 1-1-0)**

9/27 \_\_\_\_ W \* \_\_\_\_ Cornell \_\_\_\_ 6-0

9/30 \_\_\_\_ W \* \_\_\_\_ Coe \_\_\_\_ 16-0

10/3 \_\_\_\_ W \* \_\_\_\_ Iowa Teachers \_\_\_\_ 29-0

10/9 \_\_\_\_ W \* \_\_\_\_ Drake \_\_\_\_ 22-6

10/17 \_\_\_\_ L \_\_\_\_ Minnesota \_\_\_\_ 0-75

10/24 \_\_\_\_ W \_\_\_\_ Grinnell \_\_\_\_ 17-0

10/31 \_\_\_\_ L \* \_\_\_\_ Nebraska \_\_\_\_ 6-17

11/6 \_\_\_\_ W \* \_\_\_\_ Simpson \_\_\_\_ 35-2

11/14 \_\_\_\_ W \_\_\_\_ Missouri \_\_\_\_ 16-0

11/21 \_\_\_\_ W \* \_\_\_\_ Illinois \_\_\_\_ 12-0

11/26 \_\_\_\_ W \_\_\_\_ Washington (MO) \_\_\_\_ 12-2

**1904 (7-4-0, 0-3-0)**

9/24 \_\_\_\_ W \* \_\_\_\_ Coe \_\_\_\_ 17-0

9/28 \_\_\_\_ W \* \_\_\_\_ Augustana \_\_\_\_ 33-2

10/1 \_\_\_\_ W \* \_\_\_\_ Cornell \_\_\_\_ 88-0

10/8 \_\_\_\_ W \_\_\_\_ Drake \_\_\_\_ 17-0

10/15 \_\_\_\_ L \_\_\_\_ Chicago \_\_\_\_ 0-39

10/22 \_\_\_\_ W \* \_\_\_\_ Iowa Teachers \_\_\_\_ 11-5

10/29 \_\_\_\_ W \* \_\_\_\_ Iowa State \_\_\_\_ 10-6

11/5 \_\_\_\_ L \_\_\_\_ Nebraska \_\_\_\_ 6-17

11/12 \_\_\_\_ W \* \_\_\_\_ Grinnell \_\_\_\_ 69-0

11/19 \_\_\_\_ L \_\_\_\_ Illinois \_\_\_\_ 0-29

11/24 \_\_\_\_ L \_\_\_\_ Minnesota \_\_\_\_ 0-11

**1905 (8-2-0, 0-2-0)**

9/26 \_\_\_\_ W \* \_\_\_\_ Coe \_\_\_\_ 27-0

9/30 \_\_\_\_ W \* \_\_\_\_ Monmouth \_\_\_\_ 40-0

10/7 \_\_\_\_ L \_\_\_\_ Chicago \_\_\_\_ 0-42

10/21 \_\_\_\_ L \_\_\_\_ Minnesota \_\_\_\_ 0-39

10/28 \_\_\_\_ W \* \_\_\_\_ Iowa Teachers \_\_\_\_ 41-5

11/4 \_\_\_\_ W \* \_\_\_\_ Grinnell \_\_\_\_ 45-0

11/11 \_\_\_\_ W \* \_\_\_\_ Des Moines \_\_\_\_ 72-0

11/18 \_\_\_\_ W \* \_\_\_\_ Drake \_\_\_\_ 44-0

11/25 \_\_\_\_ W \_\_\_\_ Iowa State \_\_\_\_ 8-0

11/30 \_\_\_\_ W \_\_\_\_ St. Louis \_\_\_\_ 31-0

**Coach Mark Catlin**
**1906 (2-3-0, 0-1-0)**

10/27 \_\_\_\_ W \* \_\_\_\_ Missouri \_\_\_\_ 26-4

11/3 \_\_\_\_ L \_\_\_\_ Wisconsin \_\_\_\_ 4-18

11/10 \_\_\_\_ W \* \_\_\_\_ Coe \_\_\_\_ 15-12

11/24 \_\_\_\_ L \* \_\_\_\_ Iowa State \_\_\_\_ 0-2

11/29 \_\_\_\_ L \_\_\_\_ St. Louis \_\_\_\_ 0-39

**1907 (3-2-0, 1-1-0)**

10/19 \_\_\_\_ W \* \_\_\_\_ Missouri \_\_\_\_ 21-6

10/26 \_\_\_\_ W \_\_\_\_ Drake \_\_\_\_ 25-4

11/2 \_\_\_\_ L \* \_\_\_\_ Wisconsin \_\_\_\_ 5-6

11/9 \_\_\_\_ W \* \_\_\_\_ Illinois \_\_\_\_ 25-12

11/23 \_\_\_\_ L \_\_\_\_ Iowa State \_\_\_\_ 14-20

**1908 (2-5-0, 0-1-0)**

10/10 \_\_\_\_ W \* \_\_\_\_ Coe \_\_\_\_ 92-0

10/17 \_\_\_\_ L \_\_\_\_ Missouri \_\_\_\_ 5-10

10/24 \_\_\_\_ W \_\_\_\_ Morningside \_\_\_\_ 16-0

10/31 \_\_\_\_ L \* \_\_\_\_ Nebraska \_\_\_\_ 8-11

11/7 \_\_\_\_ L \_\_\_\_ Illinois \_\_\_\_ 0-22

11/14 \_\_\_\_ L \* \_\_\_\_ Drake \_\_\_\_ 6-12

11/21 \_\_\_\_ L \* \_\_\_\_ Kansas \_\_\_\_ 5-10

**Coach John Griffith**
**1909 (2-4-1, 0-1-0)**

10/2 \_\_\_\_ L \_\_\_\_ Minnesota \_\_\_\_ 0-41

10/9 \_\_\_\_ W \* \_\_\_\_ Cornell \_\_\_\_ 3-0

10/23 \_\_\_\_ T \_\_\_\_ Nebraska \_\_\_\_ 6-6

10/30 \_\_\_\_ L \* \_\_\_\_ Missouri \_\_\_\_ 12-13

11/6 \_\_\_\_ L \_\_\_\_ Drake \_\_\_\_ 14-17

11/13 \_\_\_\_ W \* \_\_\_\_ Iowa State \_\_\_\_ 16-0

11/20 \_\_\_\_ L \_\_\_\_ Kansas \_\_\_\_ 7-20



**Coach Jess Hawley****1910 (5-2-0, 1-1-0)**

10/4	W	*	Morningside	12-0
10/8	L		Northwestern	5-10
10/15	L		Missouri	0-5
10/22	W	*	Purdue	16-0
11/5	W		Iowa State	2-0
11/12	W	*	Drake	21-0
11/19	W		Washington (MO)	38-0

**1911 (3-4-0, 2-2-0)**

10/14	W		*Morningside	11-5
10/21	L		*Cornell	0-3
10/28	L		Minnesota	6-24
11/4	L		Wisconsin	0-12
11/11	W		Purdue	11-0
11/18	L	*	Iowa State	0-9
11/25	W	*	Northwestern	6-0

**1912 (4-3-0, 1-3-0)**

10/5	W	*	Iowa Teachers	35-7
10/12	W	*	Cornell	31-0
10/19	L		Chicago	14-34
10/26	L		Minnesota	7-56
11/9	W		Indiana	13-6
11/16	W		Iowa State	20-7
11/23	L	*	Wisconsin (h)	10-28

**1913 (5-2-0, 2-1-0)**

10/4	W	*	Iowa Teachers	45-3
10/6	W	*	Cornell	76-0
10/18	L		Chicago	6-23
10/25	W		Northwestern	78-6
11/8	W	*	Indiana	60-0
11/15	W	*	Iowa State (h)	45-7
11/22	L		Nebraska	0-12

**1914 (4-3-0, 1-2-0)**

10/3	W	*	Iowa Teachers	95-0
10/10	W	*	Cornell	49-0
10/17	L		Chicago	0-7
10/24	L	*	Minnesota (h)	0-7
11/7	W		Northwestern	27-0
11/14	W		Iowa State	26-6
11/21	L	*	Nebraska	7-16

**1915 (3-4-0, 1-2-0)**

10/2	W	*	Cornell	33-0
10/9	W		Morningside	17-6
10/16	W	*	Northwestern	9-6
10/23	L		Minnesota	13-51
11/6	L		Purdue	13-19
11/13	L	*	Iowa State (h)	0-16
11/20	L		Nebraska	7-52

**Coach Howard Jones****1916 (4-3-0, 1-2-0)**

10/7	W	*	Cornell	31-6
10/14	W	*	Grinnell	17-7
10/21	W	*	Purdue	24-6
10/28	L		Minnesota	0-67
11/11	L		Northwestern	13-20
11/18	W		Iowa State	19-16
11/25	L	*	Nebraska (h)	17-34

**1917 (3-5-0, 0-2-0)**

10/6	W	*	Cornell	22-13
10/13	L		Nebraska	0-47
10/20	L	*	Grinnell	0-10
10/27	L		Wisconsin	0-20
11/3	L	*	Great Lakes	14-23
11/10	W	*	South Dakota	35-0
11/17	L		Northwestern	14-25
11/24	W	*	Iowa State (h)	6-3

**1918 (6-2-1, 2-1-0)**

9/28	L	*	Great Lakes	0-10
10/5	W		Nebraska	12-0
10/12	W	*	Coe	27-0
10/19	W	*	Cornell	34-0
11/2	L	*	Illinois	0-19
11/9	W	*	Minnesota (h)	6-0
11/16	W	*	Iowa State	21-0
11/23	W	*	Northwestern	23-7
11/30	T		Camp Dodge	0-0

**1919 (5-2-0, 2-2-0)**

10/4	W	*	Nebraska	18-0
10/18	L		Illinois	7-9
10/25	W		Minnesota	9-6
11/1	W	*	South Dakota	26-13
11/8	W		Northwestern	14-7
11/15	L		Chicago	6-9
11/22	W	*	Iowa State (h)	10-0

**1920 (5-2-0, 3-2-0)**

10/2	W		Indiana	14-7
10/9	W	*	Cornell	63-0
10/16	L		Illinois	3-20
10/23	L		Chicago	0-10
11/6	W	*	Northwestern	20-0
11/13	W	*	Minnesota (h)	28-7
11/20	W		Iowa State	14-10

**1921 (7-0-0, 5-0-0)**

10/1	W	*	Knox	52-14
10/8	W	*	Notre Dame	10-7
10/15	W	*	Illinois (h)	14-2
10/29	W		Purdue	13-6
11/5	W		Minnesota	41-7
11/12	W	*	Indiana	41-0
11/19	W		Northwestern	14-0

**1922 (7-0-0, 5-0-0)**

10/7	W	*	Knox	61-0
10/14	W		Yale	6-0
10/21	W		Illinois	8-7
10/28	W	*	Purdue	56-0
11/11	W	*	Minnesota (h)	28-14
11/18	W		Ohio State	12-9
11/25	W	*	Northwestern	37-3

**1923 (5-3-0, 3-3-0)**

9/29	W	*	Oklahoma A&M	20-0
10/6	W	*	Knox	44-3
10/13	W	*	Purdue	7-0
10/20	L	*	Illinois (h)	6-9
10/27	W		Ohio State	20-0
11/3	L	*	Michigan	3-9
11/17	L		Minnesota	7-20
11/24	W		Northwestern	17-14

**Coach Burt Ingwersen****1924 (6-1-1, 3-1-1)**

10/4	W	*	SE Oklahoma	43-0
10/14	T	*	Ohio State	0-0
10/18	W	*	Lawrence	13-5
10/25	W	*	Minnesota (h)	13-0
11/1	L		Illinois	0-36
11/8	W	*	Butler	7-0
11/15	W		Wisconsin	21-7
11/22	W		Michigan	9-2

**1925 (5-3-0, 2-2-0)**

10/3	W	*	Arkansas	26-0
10/10	W	*	St. Louis	41-0
10/17	W	*	Illinois (h)	12-10
10/24	W		Ohio State	15-0
10/31	W	*	Wabash	28-7
11/7	L	*	Wisconsin	0-6
11/14	L		Minnesota	0-33
11/21	L		Southern Cal	0-18

**1926 (3-5-0, 0-5-0)**

10/2	W	*	Colorado Teachers	24-0
10/9	W	*	North Dakota	40-7
10/16	L		Illinois	6-13
10/23	L		Ohio State	6-23
10/30	W	*	Carroll	21-0
11/6	L	*	Minnesota (h)	0-41
11/13	L		Wisconsin	10-20
11/20	L	*	Northwestern	6-13

**1927 (4-4-0, 1-4-0)**

10/1	W	*	Monmouth	32-6
10/8	L	*	Ohio State	6-13
10/15	W	*	Wabash	38-0
10/22	L		Minnesota	0-38
10/29	W	*	Denver	15-0
11/5	L	*	Illinois (h)	0-14
11/12	W		Wisconsin	16-0
11/19	L		Northwestern	0-12

**1928 (6-2-0, 3-2-0)**

10/6	W	*	Monmouth	26-0
10/13	W		Chicago	13-0
10/20	W	*	Ripon	61-6
10/27	W	*	Minnesota (h)	7-6
11/3	W	*	South Dakota	19-0
11/10	W		Ohio State	14-7
11/17	L	*	Wisconsin	0-13
11/24	L		Michigan	7-10

**1929 (4-2-2, 2-2-2)**

9/28	W	*	Carroll	46-0
10/5	W	*	Monmouth	46-0
10/12	L		Ohio State	6-7
10/19	T	*	Illinois (h)	7-7
10/26	W		Wisconsin	14-0
11/9	W	*	Minnesota	9-7
11/16	L		Purdue	0-7
11/23	T		Michigan	0-0

**1930 (4-4-0, 0-1-0)**

9/27	W	*	Bradley Tech	38-12
10/4	L	*	Oklahoma A&M	0-6
10/11	L	*	Centenary	12-19
10/18	L	*	Purdue	0-20
11/1	W		Detroit	7-3
11/8	L		Marquette	0-7
11/15	W	*	Penn State (h)	19-0
11/22	W	*	Nebraska	12-7

**1931 (1-6-1, 0-3-1)**

10/3	L	*	Pittsburgh	0-20
10/10	L		Texas A&M	0-29
10/17	T	*	Indiana (h)	0-0
10/24	L		Minnesota	0-34
10/31	W	*	George Washington	7-0
11/7	L		Nebraska	0-7
11/14	L		Purdue	0-22
11/21	L	*	Northwestern	0-19

**Coach Ossie Solem**
**1932 (1-7-0, 0-5-0)**

10/1	W	* Bradley Tech	31-7
10/8	L	Wisconsin	0-34
10/15	L	Indiana	0-12
10/22	L	* Minnesota (h)	6-21
10/28	L	Geo. Washington	6-21
11/5	L	* Nebraska	13-14
11/12	L	* Purdue	0-18
11/19	L	Northwestern	6-44

**1933 (5-3-0, 3-2-0)**

9/30	W	Northwestern	7-0
10/7	W	* Bradley Tech	38-0
10/21	W	* Wisconsin (h)	26-7
10/28	L	Minnesota	7-19
11/4	W	* Iowa State	27-7
11/11	L	Michigan	6-10
11/18	W	Purdue	14-6
11/25	L	Nebraska	6-7

**1934 (2-5-1, 1-3-1)**

9/29	W	* South Dakota	34-0
10/6	W	Northwestern	20-7
10/13	L	Nebraska	13-14
10/20	L	Iowa State	6-31
10/27	L	* Minnesota (h)	12-48
11/3	T	Indiana	0-0
11/10	L	* Purdue	6-13
11/24	L	Ohio State	7-40

**1935 (4-2-2, 1-2-2)**

9/28	W	* Bradley Tech	26-0
10/5	W	* South Dakota	47-2
10/12	W	* Colgate	12-6
10/26	W	Illinois	19-0
11/2	T	* Indiana	6-6
11/9	L	* Minnesota (h)	6-13
11/16	L	Purdue	6-12
11/23	T	Northwestern	0-0

**1936 (3-4-1, 0-4-1)**

9/26	W	* Carleton	14-0
10/3	L	Northwestern	7-18
10/10	W	* South Dakota	33-7
10/17	T	* Illinois (h)	0-0
10/31	L	Indiana	6-13
11/7	L	Minnesota	0-52
11/14	L	* Purdue	0-13
11/21	W	Temple	25-0

**Coach Irl Tubbs**
**1937 (1-7-0, 0-5-0)**

9/25	L	Washington	0-14
10/9	W	* Bradley Tech	14-7
10/16	L	Wisconsin	6-13
10/23	L	* Michigan	6-7
10/30	L	Purdue	0-13
11/6	L	* Minnesota (h)	10-35
11/13	L	* Indiana	0-3
11/20	L	Nebraska	0-28

**1938 (1-6-1, 1-3-1)**

9/23	L	UCLA	3-27
10/8	L	* Wisconsin (h)	13-31
10/15	W	Chicago	27-14
10/22	L	* Colgate	0-14
10/29	T	* Purdue	0-0
11/5	L	Minnesota	0-28
11/12	L	Indiana	3-7
11/19	L	* Nebraska	0-14

**Coach Eddie Anderson**
**1939 (6-1-1, 4-1-1)**

9/30	W	* South Dakota	41-0
10/7	W	* Indiana	32-29
10/14	L	Michigan	7-27
10/28	W	Wisconsin	19-13
11/4	W	Purdue	4-0
11/11	W	* Notre Dame	7-6
11/18	W	* Minnesota (h)	13-9
11/25	T	Northwestern	7-7

**1940 (4-4-0, 2-3-0)**

10/5	W	* South Dakota	46-0
10/12	W	* Wisconsin	30-12
10/19	L	Indiana	6-10
10/26	L	Minnesota	6-34
11/2	L	* Purdue (h)	6-21
11/9	L	Nebraska	6-14
11/16	W	Notre Dame	7-0
11/23	W	* Illinois	18-7

**1941 (3-5-0, 2-4-0)**

9/27	W	* Drake	25-8
10/4	L	Michigan	0-6
10/18	L	Wisconsin	0-23
10/25	L	Purdue	6-7
11/1	W	* Indiana (h)	13-7
11/8	W	Illinois	21-0
11/15	L	* Minnesota	13-34
11/22	L	Nebraska	13-14

**1942 (6-4-0, 3-3-0)**

9/19	W	* Washington (MO)	26-7
9/26	W	* Nebraska	27-0
10/3	L	* Great Lakes	0-25
10/10	W	* Camp Grant	33-16
10/17	L	* Illinois	7-12
10/24	W	Indiana	14-13
10/31	W	* Purdue	13-7
11/7	W	* Wisconsin (h)	6-0
11/14	L	Minnesota	7-27
11/28	L	Michigan	14-28

**Coach Slip Madigan**
**1943 (1-6-1, 0-4-1)**

9/25	L	Great Lakes	7-21
10/2	L	* Wisconsin	5-7
10/9	L	* Iowa Preflight	0-25
10/16	T	* Indiana	7-7
10/23	L	Purdue	7-28
11/6	L	* Illinois (h)	10-19
11/13	L	Minnesota	14-33
11/20	W	Nebraska	33-13

**1944 (1-7-0, 0-6-0)**

10/7	L	Ohio State	0-34
10/14	L	Illinois	6-40
10/21	L	* Purdue (h)	7-26
10/28	L	Indiana	0-32
11/4	W	* Nebraska	27-6
11/11	L	Wisconsin	7-26
11/18	L	* Minnesota	0-46
11/25	L	* Iowa Preflight	6-30

**Coach Clem Crowe**
**1945 (2-7-0, 1-5-0)**

9/29	W	* Berg AAF	14-13
10/6	L	Ohio State	0-42
10/13	L	Purdue	0-40
10/20	L	* Indiana	20-52
10/27	L	Notre Dame	0-56
11/3	L	* Wisconsin (h)	7-27
11/10	L	Illinois	7-48
11/17	W	* Minnesota	20-19
11/24	L	Nebraska	6-13

**Coach Eddie Anderson**
**1946 (5-4-0, 3-3-0)**

9/21	W	* North Dakota St.	39-0
9/28	W	* Purdue	16-0
10/5	L	Michigan	7-14
10/12	W	* Nebraska	21-7
10/19	W	Indiana	13-0
10/26	L	* Notre Dame	6-41
11/2	L	* Illinois (h)	0-7
11/9	W	Wisconsin	21-7
11/16	L	Minnesota	6-16

**1947 (3-5-1, 2-3-1)**

9/20	W	* North Dakota St.	59-0
9/26	L	UCLA	7-22
10/4	L	* Illinois	12-35
10/11	W	* Indiana (h)	27-14
10/18	T	Ohio State	13-13
10/25	L	Notre Dame	0-21
11/1	L	Purdue	0-21
11/8	L	Wisconsin	14-46
11/15	W	* Minnesota	13-7

**1948 (4-5-0, 2-4-0)**

9/25	W	* Marquette	14-12
10/2	L	Indiana	0-7
10/9	W	Ohio State	14-7
10/16	L	* Purdue (h)	13-20
10/23	L	* Notre Dame	12-27
10/30	W	* Wisconsin	19-13
11/6	L	Illinois	0-14
11/13	L	* Minnesota	21-28
11/20	W	Boston Univ.	34-14

**1949 (4-5-0, 3-3-0)**

9/24	L	* UCLA	25-41
10/1	W	Purdue	21-7
10/8	L	* Illinois	14-20
10/15	W	* Indiana (h)	35-9
10/22	W	* Northwestern	28-21
10/29	W	* Oregon	34-31
11/5	L	Minnesota	7-55
11/12	L	Wisconsin	13-35
11/19	L	Notre Dame	7-28

**Coach Leonard Raffensperger**
**1950 (3-5-1, 2-4-0)**

9/29	W	Southern Cal	20-14
10/7	L	Indiana	7-20
10/14	L	* Wisconsin	0-14
10/21	W	* Purdue (h)	33-21
10/28	L	Ohio State	21-83
11/4	W	Minnesota	13-0
11/11	L	* Illinois	7-21
11/18	T	* Notre Dame	14-14
11/24	L	Miami (FL)	6-14

**1951 (2-5-2, 0-5-1)**

9/29	W	*	Kansas State	16-0
10/6	L		Purdue	30-34
10/13	W	*	Pittsburgh	34-17
10/20	L	*	Michigan (h)	0-21
10/27	L		Ohio State	21-47
11/3	T	*	Minnesota	20-20
11/10	L		Illinois	13-40
11/17	L		Wisconsin	7-34
11/24	T		Notre Dame	20-20

**Coach Forest Evashevski****1952 (2-7-0, 2-5-0)**

9/27	L		Pittsburgh	14-26
10/4	L		Indiana	13-20
10/11	L		Purdue	14-41
10/18	L	*	Wisconsin	13-42
10/25	W	*	Ohio State (h)	8-0
11/1	L		Minnesota	7-17
11/8	L	*	Illinois	13-33
11/15	W		Northwestern	39-14
11/22	L	*	Notre Dame	0-27

**1953 (5-3-1, 3-3-0)**

9/26	L	*	Michigan State	7-21
10/3	W	*	Washington State	54-12
10/10	L		Michigan	13-14
10/17	W	*	Wyoming	21-7
10/24	W	*	Indiana (h)	19-13
10/31	L		Wisconsin	6-10
11/7	W		Purdue	26-0
11/14	W	*	Minnesota	27-0
11/21	T		Notre Dame	14-14

**1954 (5-4-0, 4-3-0)**

9/25	W	*	Michigan State	14-10
10/2	W	*	Montana	48-6
10/9	L		Michigan	13-14
10/16	L		Ohio State	14-20
10/23	W		Indiana	27-14
10/30	W	*	Wisconsin	13-7
11/6	W	*	Purdue (h)	25-14
11/13	L		Minnesota	20-22
11/20	L	*	Notre Dame	18-34

**1955 (3-5-1, 2-3-1)**

9/24	W	*	Kansas State	28-7
10/1	L		Wisconsin	14-37
10/8	W	*	Indiana	20-6
10/15	T	*	Purdue (h)	20-20
10/21	L		UCLA	13-33
10/29	L		Michigan	21-33
11/5	W	*	Minnesota	26-0
11/12	L		Ohio State	10-20
11/19	L		Notre Dame	14-17

**1956 (9-1-0, 5-1-0)**

9/29	W		Indiana	27-0
10/6	W	*	Oregon State	14-13
10/13	W	*	Wisconsin	13-7
10/20	W	*	Hawaii	34-0
10/27	W		Purdue	21-20
11/3	L	*	Michigan (h)	14-17
11/10	W		Minnesota	7-0
11/17	W	*	Ohio State	6-0
11/24	W	*	Notre Dame	48-8
1/1	W	%	Oregon State (n)	35-19

% - Rose Bowl at Pasadena, Calif.

**1957 (7-1-1, 4-1-1)**

9/28	W	*	Utah State	70-14
10/5	W	*	Washington State	20-13
10/12	W		Indiana	47-7
10/19	W	*	Wisconsin (h)	21-7
10/26	W		Northwestern	6-0
11/2	T		Michigan	21-21
11/9	W	*	Minnesota	44-20
11/16	L		Ohio State	13-17
11/23	W		Notre Dame	21-13

**1958 (8-1-1, 5-1-0)**

9/27	W	*	TCU	17-0
10/4	T	*	Air Force	13-13
10/11	W	*	Indiana	34-13
10/18	W		Wisconsin	20-9
10/25	W	*	Northwestern (h)	26-20
11/1	W		Michigan	37-14
11/8	W		Minnesota	28-6
11/15	L	*	Ohio State	28-38
11/22	W	*	Notre Dame	31-21
1/1	W	%	California (n)	38-12

% - Rose Bowl at Pasadena, Calif.

**1959 (5-4-0, 3-3-0)**

9/26	W		California	42-12
10/3	L	*	Northwestern	10-14
10/10	W	*	Michigan State (h)	37-8
10/17	L		Wisconsin	16-25
10/24	L		Purdue	7-14
10/31	W	*	Kansas State	53-0
11/7	W	*	Minnesota	33-0
11/14	W		Ohio State	16-7
11/21	L	*	Notre Dame	19-20

**1960 (8-1-0, 5-1-0)**

9/24	W	*	Oregon State	22-12
10/1	W		Northwestern	42-0
10/8	W		Michigan State	27-15
10/15	W	*	Wisconsin	28-21
10/22	W	*	Purdue (h)	21-14
10/29	W	*	Kansas	21-7
11/5	L		Minnesota	10-27
11/12	W	*	Ohio State	35-12
11/19	W		Notre Dame	28-0

**Coach Jerry Burns****1961 (5-4-0, 2-4-0)**

9/30	W	*	California	28-7
10/7	W		Southern Cal	35-34
10/14	W	*	Indiana	27-8
10/21	W	*	Wisconsin (h)	47-15
10/28	L		Purdue	0-9
11/4	L		Ohio State	13-29
11/11	L	*	Minnesota	9-16
11/18	L		Michigan	14-23
11/25	W	*	Notre Dame	42-21

**1962 (4-5-0, 3-3-0)**

9/29	W	*	Oregon State	28-8
10/6	L	*	USC	0-7
10/13	W		Indiana	14-10
10/20	L		Wisconsin	14-42
10/27	L	*	Purdue (h)	3-26
11/3	W	*	Ohio State	28-14
11/10	L		Minnesota	0-10
11/17	W	*	Michigan	28-14
11/24	L		Notre Dame	12-35

**1963 (3-3-2, 2-3-1)**

9/28	T	*	Washington State	14-14
10/5	W		Washington	17-7
10/12	W	*	Indiana (h)	37-26
10/19	L	*	Wisconsin	7-10
10/26	L		Purdue	0-14
11/2	L		Ohio State	3-7
11/9	W	*	Minnesota	27-13
11/16	T		Michigan	21-21
11/23			Notre Dame	cancelled

**1964 (3-6-0, 1-5-0)**

9/26	W	*	Idaho	34-24
10/3	W	*	Washington	28-18
10/10	W		Indiana	21-20
10/17	L		Wisconsin	21-31
10/24	L	*	Purdue (h)	14-19
10/31	L	*	Ohio State	19-21
11/7	L		Minnesota	13-14
11/14	L	*	Michigan	20-34
11/21	L		Notre Dame	0-28

**1965 (1-9-0, 0-7-0)**

9/18	L	*	Washington State	0-7
9/25	W		Oregon State	27-7
10/2	L		Wisconsin	13-16
10/9	L	*	Purdue (h)	14-17
10/16	L	*	Minnesota	3-14
10/23	L		Northwestern	0-9
10/30	L		Indiana	17-21
11/6	L	*	Michigan State	0-35
11/13	L		Ohio State	0-38
11/20	L	*	North Carolina St.	20-28

**Coach Ray Nagel****1966 (2-8-0, 1-6-0)**

9/17	W	*	Arizona	31-20
9/24	L	*	Oregon State	3-17
10/1	L	*	Wisconsin	0-7
10/8	L		Purdue	0-35
10/15	L		Minnesota	0-17
10/22	L	*	Northwestern (h)	15-24
10/29	W	*	Indiana	20-19
11/5	L		Michigan State	7-56
11/12	L	*	Ohio State	10-14
11/18	L		Miami (FL)	0-44

**1967 (1-8-1, 0-6-1)**

9/23	W	*	TX Christian	24-9
9/30	L	*	Oregon State	18-38
10/7	L		Notre Dame	6-56
10/14	L		Indiana	17-21
10/21	T		Wisconsin	21-21
10/28	L	*	Purdue (h)	22-41
11/4	L	*	Minnesota	0-10
11/11	L		Northwestern	24-39
11/18	L		Ohio State	10-21
11/25	L	*	Illinois	19-21

**1968 (5-5-0, 4-3-0)**

9/21	W	*	Oregon State	21-20
9/28	L		TX Christian	17-28
10/5	L	*	Notre Dame	28-51
10/12	L	*	Indiana (h)	34-38
10/19	W	*	Wisconsin	41-0
10/26	L		Purdue	14-44
11/2	W		Minnesota	35-28
11/9	W	*	Northwestern	68-34
11/16	L	*	Ohio State	27-33
11/23	W		Illinois	37-13



### 1969 (5-5-0, 3-4-0)

9/20	L	* Oregon State	14-42
9/27	W	* Washington State	61-35
10/4	W	* Arizona	31-19
10/11	L	Wisconsin	17-23
10/18	L	Purdue	31-35
10/25	W	* Michigan State (h)	19-18
11/1	L	* Minnesota	8-35
11/8	W	Indiana	28-17
11/15	L	* Michigan	6-51
11/22	W	Illinois	40-0

### 1970 (3-6-1, 3-3-1)

9/19	L	Oregon State	14-21
9/26	L	* Southern Cal	0-48
10/3	L	Arizona	10-17
10/10	W	* Wisconsin	24-14
10/17	L	* Purdue (h)	3-24
10/24	L	Michigan State	0-37
10/31	T	Minnesota	14-14
11/7	W	* Indiana	42-13
11/14	L	Michigan	0-55
11/21	W	* Illinois	22-16

### Coach Frank Lauterbur

#### 1971 (1-10-0, 1-8-0)

9/11	L	Ohio State	21-52
9/18	L	Oregon State	19-33
9/25	L	* Penn State	14-44
10/2	L	Purdue	13-45
10/9	L	* Northwestern (h)	3-28
10/16	L	* Minnesota	14-19
10/23	L	Michigan State	3-34
10/30	W	* Wisconsin	20-16
11/6	L	Michigan	7-63
11/13	L	* Indiana	7-14
11/20	L	Illinois	0-31

### 1972 (3-7-1, 2-6-1)

9/16	L	Ohio State	0-21
9/23	W	* Oregon State	19-11
9/30	L	Penn State	10-14
10/7	L	* Purdue	0-24
10/14	W	Northwestern	23-12
10/21	L	Minnesota	14-43
10/28	T	* Michigan State (h)	6-6
11/4	L	Wisconsin	14-16
11/11	L	* Michigan	0-31
11/18	L	Indiana	8-16
11/25	W	* Illinois	15-14

### 1973 (0-11-0, 0-8-0)

9/15	L	* Michigan	7-31
9/22	L	UCLA	18-55
9/29	L	Penn State	8-27
10/6	L	* Arizona	20-23
10/13	L	Northwestern	15-31
10/20	L	* Minnesota (h)	23-31
10/27	L	Illinois	0-50
11/3	L	* Purdue	23-48
11/10	L	Wisconsin	7-35
11/17	L	Ohio State	13-55
11/24	L	* Michigan State	6-15

### Coach Bob Commings

#### 1974 (3-8-0, 2-6-0)

9/14	L	Michigan	7-24
9/21	W	* UCLA	21-10
9/28	L	* Penn State	0-27
10/5	L	Southern Cal	3-41
10/12	W	* Northwestern (h)	35-10
10/19	L	Minnesota	17-23
10/26	W	* Illinois	14-12
11/2	L	Purdue	14-38
11/9	L	* Wisconsin	15-28
11/16	L	* Ohio State	10-35
11/23	L	Michigan State	21-60

### 1975 (3-8-0, 3-5-0)

9/13	L	* Illinois	12-27
9/20	L	Syracuse	7-10
9/27	L	* Penn State	10-30
10/4	L	* Southern Cal	16-27
10/11	L	Ohio State	0-49
10/18	W	Indiana	20-10
10/25	L	* Minnesota (h)	7-31
11/1	W	Northwestern	24-21
11/8	W	* Wisconsin	45-28
11/15	L	Purdue	18-19
11/22	L	* Michigan State	23-27

### 1976 (5-6-0, 3-5-0)

9/11	L	Illinois	6-24
9/18	W	* Syracuse	41-3
9/25	W	Penn State	7-6
10/2	L	Southern Cal	0-55
10/9	L	* Ohio State	14-34
10/16	L	* Indiana (h)	7-14
10/23	W	Minnesota	22-12
10/30	W	* Northwestern	13-10
11/6	L	Wisconsin	21-38
11/13	L	* Purdue	0-21
11/20	W	Michigan State	30-17

### 1977 (5-6-0, 3-5-0)

9/10	W	* Northwestern	24-0
9/17	W	* Iowa State	12-10
9/24	L	* Arizona	7-41
10/1	W	# UCLA	16-34
10/8	W	* Minnesota	18-6
10/15	L	* Ohio State (h)	6-27
10/22	L	Purdue	21-34
10/29	L	Michigan	6-23
11/5	L	* Indiana	21-24
11/12	W	Wisconsin	24-8
11/19	L	* Michigan State	16-22

#awarded forfeit by NCAA

### 1978 (2-9-0, 2-6-0)

9/16	W	* Northwestern	20-3
9/23	L	* Iowa State	0-31
9/30	L	Arizona	3-23
10/7	L	* Utah	9-13
10/14	L	Minnesota	20-22
10/21	L	Ohio State	7-31
10/28	L	* Purdue (h)	7-34
11/4	L	* Michigan	0-34
11/11	L	Indiana	14-34
11/18	W	* Wisconsin	38-24
11/25	L	Michigan State	7-42

### Coach Hayden Fry

#### 1979 (5-6-0, 4-4-0)

9/8	L	* Indiana	26-30
9/15	L	Oklahoma	6-21
9/22	L	* Nebraska	21-24
9/29	W	* Iowa State	30-14
10/6	W	Illinois	13-7
10/13	W	Northwestern	58-6
10/20	L	* Minnesota (h)	7-24
10/27	W	Wisconsin	24-13
11/3	L	* Purdue	14-20
11/10	L	Ohio State	7-34
11/17	W	* Michigan State	33-23

### 1980 (4-7-0, 4-4-0)

9/13	W	Indiana	16-7
9/20	L	Nebraska	0-57
9/27	L	* Iowa State	7-10
10/4	L	* Arizona	3-5
10/11	L	* Illinois	14-20
10/18	W	* Northwestern (h)	25-3
10/25	L	Minnesota	6-24
11/1	W	* Wisconsin	22-13
11/8	L	Purdue	13-58
11/15	L	* Ohio State	7-41
11/22	W	Michigan State	41-0

### 1981 (8-4-0, 6-2-0)

9/12	W	* Nebraska	10-7
9/19	L	Iowa State	12-23
9/26	W	* UCLA	20-7
10/3	W	Northwestern	64-0
10/10	W	* Indiana (h)	42-28
10/17	W	Michigan	9-7
10/24	L	* Minnesota	10-12
10/31	L	Illinois	7-24
11/7	W	* Purdue	33-7
11/14	W	Wisconsin	17-7
11/21	W	* Michigan State	36-7
1/1	L	% Washington (n)	0-28

% -- Rose Bowl at Pasadena, Calif.

### 1982 (8-4-0, 6-2-0)

9/11	L	Nebraska	7-42
9/18	L	* Iowa State	7-19
9/25	W	Arizona	17-14
10/2	W	* Northwestern (h)	45-7
10/9	W	Indiana	24-20
10/16	L	* Michigan	7-29
10/23	W	Minnesota	21-16
10/30	W	* Illinois	14-13
11/6	L	Purdue	7-16
11/13	W	* Wisconsin	28-14
11/20	W	Michigan State	24-18
12/31	W	% Tennessee (n)	28-22

% -- Peach Bowl at Atlanta, Ga.

### 1983 (9-3-0, 7-2-0)

9/10	W	Iowa State	51-10
9/17	W	Penn State	42-34
9/24	W	* Ohio State	20-14
10/1	L	Illinois	0-33
10/8	W	* Northwestern (h)	61-21
10/15	W	* Purdue	31-14
10/22	L	Michigan	13-16
10/29	W	* Indiana	49-3
11/5	W	Wisconsin	34-14
11/12	W	Michigan State	12-6
11/19	W	* Minnesota	61-10
12/30	L	% Florida (n)	6-14

% -- Gator Bowl at Jacksonville, Fla.



**1984 (8-4-1, 5-3-1)**

9/8	W	*	Iowa State	59-21
9/15	L	*	Penn State	17-20
9/22	L		Ohio State	26-45
9/29	W	*	Illinois (h)	21-16
10/6	W		Northwestern	31-3
10/13	W		Purdue	40-3
10/20	W	*	Michigan	26-0
10/27	W		Indiana	24-20
11/3	T	*	Wisconsin	10-10
11/10	L	*	Michigan State	16-17
11/17	L		Minnesota	17-23
12/1	W		Hawaii	17-6
12/26	W	%	Texas (n)	55-17

% - - Freedom Bowl at Anaheim, Calif.

**1985 (10-2-0, 7-1-0)**

9/14	W	*	Drake	58-0
9/21	W	*	Northern Illinois	48-20
9/28	W		Iowa State	57-3
10/5	W	*	Michigan State (h)	35-31
10/12	W		Wisconsin	23-13
10/19	W	*	Michigan	12-10
10/26	W		Northwestern	49-10
11/2	L		Ohio State	13-22
11/9	W	*	Illinois	59-0
11/16	W		Purdue	27-24
11/23	W	*	Minnesota	31-9
1/1	L	%	UCLA (n)	28-45

% - - Rose Bowl at Pasadena, Calif.

**1986 (9-3-0, 5-3-0)**

9/13	W	*	Iowa State	43-7
9/20	W	*	Northern Illinois	57-3
9/27	W	*	UTEP	69-7
10/4	W		Michigan State	24-21
10/11	W	*	Wisconsin (h)	17-6
10/18	L		Michigan	17-20
10/25	W	*	Northwestern	27-20
11/1	L	*	Ohio State	10-31
11/8	L		Illinois	16-20
11/15	W	*	Purdue	42-14
11/22	W		Minnesota	30-27
12/30	W	%	San Diego State (n)	39-38

% - - Holiday Bowl, at San Diego, Calif.

**1987 (10-3-0, 6-2-0)**

8/30	L	\$	Tennessee (n)	22-23
9/12	W		Arizona	15-14
9/19	W		Iowa State	48-9
9/26	W	*	Kansas State	38-13
10/3	L	*	Michigan State	14-19
10/10	W		Wisconsin	31-10
10/17	L		Michigan	10-37
10/24	W	*	Purdue (h)	38-14
10/31	W	*	Indiana	29-21
11/7	W		Northwestern	52-24
11/14	W		Ohio State	29-27
11/21	W	*	Minnesota	34-20
12/30	W	%	Wyoming (n)	20-19

\$ - - Kickoff Classic at East Rutherford, N.J.

% - - Holiday Bowl at San Diego, Calif.

**1988 (6-4-3, 4-1-3)**

9/3	L		Hawaii	24-27
9/10	W		Kansas State	45-10
9/17	L	*	Colorado	21-24
9/24	W	*	Iowa State	10-3
10/1	T		Michigan State	10-10
10/8	W	*	Wisconsin (h)	31-6
10/15	T	*	Michigan	17-17
10/22	W		Purdue	31-7
10/29	L		Indiana	34-45
11/5	W	*	Northwestern	35-10
11/12	T	*	Ohio State	24-24
11/19	W		Minnesota	31-22
12/31	L	%	North Carolina St. (n)	23-28

% - - Peach Bowl, at Atlanta, Ga.

**1989 (5-6-0, 3-5-0)**

9/16	L	*	Oregon	6-44
9/23	W		Iowa State	31-21
9/30	W	*	Tulsa	30-22
10/7	L	*	Michigan State	14-17
10/14	W		Wisconsin	31-24
10/21	L	*	Michigan (h)	12-26
10/28	W		Northwestern	35-22
11/4	L	*	Illinois	7-31
11/11	L		Ohio State	0-28
11/18	W		Purdue	24-0
11/25	L	*	Minnesota	7-43

**1990 (8-4-0, 6-2-0)**

9/15	W	*	Cincinnati	63-10
9/22	W	*	Iowa State	45-35
9/29	L		Miami (FL)	21-48
10/6	W		Michigan State	12-7
10/13	W	*	Wisconsin	30-10
10/20	W		Michigan	24-23
10/27	W	*	Northwestern (h)	56-14
11/3	W		Illinois	54-28
11/10	L	*	Ohio State	26-27
11/17	W	*	Purdue	38-9
11/24	L	*	Minnesota	24-31
1/1	L	%	Washington (n)	34-46

% - - Rose Bowl at Pasadena, Calif.

**1991 (10-1-1, 7-1-0)**

9/7	W	*	Hawaii	53-10
9/14	W		Iowa State	29-10
9/28	W	*	Northern Illinois	58-7
10/5	L	*	Michigan	24-43
10/12	W		Wisconsin	10-6
10/19	W	*	Illinois (h)	24-21
10/26	W		Purdue	31-21
11/2	W		Ohio State	16-9
11/9	W	*	Indiana	38-21
11/16	W		Northwestern	24-10
11/23	W	*	Minnesota	23-8
12/30	T	%	Brigham Young (n)	13-13

% - - Holiday Bowl at San Diego, Calif.

**1992 (5-7-0, 4-4-0)**

8/29	L	\$	N.C. State (n)	14-24
9/5	L	*	Miami (FL)	7-24
9/12	W	*	Iowa State	21-7
9/26	L		Colorado	12-28
10/3	L		Michigan	28-52
10/10	W	*	Wisconsin	23-22
10/17	W		Illinois	24-14
10/24	L	*	Purdue (h)	16-27
10/31	L	*	Ohio State	15-38
11/7	W		Indiana	14-0
11/14	W	*	Northwestern	56-14
11/21	L		Minnesota	13-28

\$ - - Kickoff Classic at East Rutherford, N.J.

**1993 (6-6-0, 3-5-0)**

9/4	W	*	Tulsa	26-25
9/11	W		Iowa State	31-28
9/18	L	*	Penn State	0-31
10/2	L		Michigan	7-24
10/9	L		Indiana	10-16
10/16	L	*	Illinois (h)	3-49
10/23	L		Michigan State	10-24
10/30	W	*	Purdue	26-17
11/6	W	*	Northern Illinois	54-20
11/13	W		Northwestern	23-19
11/20	W	*	Minnesota	21-3
12/31	L	%	California (n)	3-37

% - - Builders Square Alamo Bowl at San Antonio, Texas

**1994 (5-5-1, 3-4-1)**

9/3	W	*	Central Michigan	52-21
9/10	W	*	Iowa State	37-9
9/17	L		Penn State	21-61
9/24	L		Oregon	18-40
10/1	L	*	Michigan	14-29
10/8	L	*	Indiana (h)	20-27
10/15	L		Illinois	7-47
10/22	W	*	Michigan State	19-14
10/29	T		Purdue	21-21
11/12	W	*	Northwestern	49-13
11/19	W		Minnesota	49-42

**1995 (8-4-0, 4-4-0)**

9/9	W	*	Northern Iowa	34-13
9/16	W		Iowa State	27-10
9/30	W	*	New Mexico State	59-21
10/7	W		Michigan State	21-7
10/14	W	*	Indiana (h)	22-13
10/21	L	*	Penn State	27-41
10/28	L		Ohio State	35-56
11/4	L	*	Illinois	7-26
11/11	L		Northwestern	20-31
11/18	W		Wisconsin	33-20
11/25	W	*	Minnesota	45-3
12/29	W	%	Washington (n)	38-18

% - - Sun Bowl at El Paso, Texas

**1996 (9-3-0, 6-2-0)**

9/7	W	*	Arizona	21-20
9/14	W	*	Iowa State	38-13
9/21	L		Tulsa	20-27
10/5	W	*	Michigan State (h)	37-30
10/12	W		Indiana	31-10
10/19	W		Penn State	21-20
10/26	L	*	Ohio State	26-38
11/2	W		Illinois	31-21
11/9	L	*	Northwestern	13-40
11/16	W	*	Wisconsin	31-0
11/23	W		Minnesota	43-24
12/29	W	%	Texas Tech (n)	27-0

% - - Builders Square Alamo Bowl at San Antonio, Texas

**1997 (7-5-0, 4-4-0)**

9/6	W	*	Northern Iowa	66-0
9/13	W	*	Tulsa	54-16
9/20	W		Iowa State	63-20
9/27	W	*	Illinois	38-10
10/4	L		Ohio State	7-23
10/18	L		Michigan	24-28
10/25	W	*	Indiana (h)	62-0
11/1	W	*	Purdue	35-17
11/8	L		Wisconsin	10-13
11/15	L		Northwestern	14-15
11/22	W	*	Minnesota	31-0
12/31	L	%	Arizona State (n)	7-17

% - - Norwest Sun Bowl at El Paso, Texas



### 1998 (3-8-0, 2-6-0)

9/5	W	*	Central Michigan	38-0
9/12	L	*	Iowa State	9-27
9/19	L		Arizona	11-35
9/26	W		Illinois	37-14
10/3	L	*	Michigan	9-12
10/10	W	*	Northwestern (h)	26-24
10/17	L		Indiana	7-14
10/24	L	*	Wisconsin	0-31
10/31	L		Purdue	14-36
11/14	L	*	Ohio State	14-45
11/21	L		Minnesota	7-49

### Coach Kirk Ferentz

#### 1999 (1-10-0, 0-8-0)

9/4	L	*	#5 Nebraska	7-42
9/11	L		Iowa State	10-17
9/18	W	*	Northern Illinois	24-0
10/2	L		#14 Michigan State	3-49
10/9	L	*	#2 Penn State	7-31
10/16	L		Northwestern	21-23
10/23	L	*	Indiana (h)	31-38
10/30	L		#21 Ohio State	11-41
11/6	L	*	Illinois	24-40
11/13	L		#9 Wisconsin	3-41
11/20	L	*	#17 Minnesota	21-25

#### 2000 (3-9-0, 3-5-0)

8/26	L	\$	#8 Kansas State (n)	7-27
9/9	L	*	Western Michigan	21-27
9/16	L	*	Iowa State	14-24
9/23	L		#1 Nebraska	13-42
9/30	L		Indiana	33-45
10/7	W	*	#25 Michigan State (h)	21-16
10/14	L		Illinois	0-31
10/21	L	*	#13 Ohio State	10-38
10/28	L	*	Wisconsin	7-13
11/4	W		Penn State (2 OT)	26-23
11/11	W	*	#18 Northwestern	27-17
11/18	L		Minnesota	24-27

\$ -- Eddie Robinson Classic at Kansas City, Mo.

#### 2001 (7-5-0, 4-4-0)

9/1	W	*	Kent State	51-0
9/8	W	*	Miami (OH)	44-19
9/29	W	*	Penn State (h)	24-18
10/6	L		#18 Purdue	14-23
10/13	L		Michigan State	28-31
10/20	W	*	Indiana	42-28
10/27	L	*	#8 Michigan	26-32
11/3	L		Wisconsin	28-34
11/10	W		Northwestern	59-16
11/17	W	*	Minnesota	42-24
11/24	L		Iowa State	14-17
12/29	W	%	Texas Tech (n)	19-16

% -- SYLVANIA Alamo Bowl at San Antonio, Texas

#### 2002 (11-2-0, 8-0-0)

8/31	W	*	Akron	57-21
9/7	W		Miami (OH)	29-24
9/14	L	*	Iowa State	31-36
9/21	W	*	Utah State	48-7
9/28	W		#12 Penn State (OT)	42-35
10/5	W	*	Purdue (h)	31-28
10/12	W	*	Michigan State	44-16
10/19	W		Indiana	24-8
10/26	W		#8 Michigan	34-9
11/2	W	*	Wisconsin	20-3
11/9	W	*	Northwestern	62-10
11/16	W		Minnesota	45-21
1/2/03	L	%	#5 Southern Cal (n)	17-38

% -- FedEx Orange Bowl at Miami, Fla.

### 2003 (10-3-0, 5-3-0)

8/30	W	*	Miami (OH)	21-3
9/6	W	*	Buffalo	56-7
9/13	W		Iowa State	40-21
9/20	W	*	#16 Arizona State	21-2
9/27	L		Michigan State	10-20
10/4	W	*	#9 Michigan (h)	30-27
10/18	L		#8 Ohio State	10-19
10/25	W	*	Penn State	26-14
11/1	W	*	Illinois	41-10
11/8	L		#14 Purdue	14-27
11/15	W	*	#17 Minnesota	40-22
11/22	W		Wisconsin	27-21
1/1/04	W	%	#17 Florida (n)	37-17

% -- Outback Bowl at Tampa, Fla.

### 2004 (10-2-0, 7-1-0)

9/4	W	*	Kent State	39-7
9/11	W	*	Iowa State	17-10
9/18	L		Arizona State	7-44
9/25	L		#18 Michigan	17-30
10/2	W	*	Michigan State (h)	38-16
10/16	W	*	#23 Ohio State	33-7
10/23	W		Penn State	6-4
10/30	W		Illinois	23-13
11/6	W	*	Purdue	23-21
11/13	W		Minnesota	29-27
11/20	W	*	#9 Wisconsin	30-7
1/1/05	W	%	#11 LSU (n)	30-25

% -- Capital One Bowl at Orlando, Fla.

### 2005 (7-5-0, 5-3-0)

9/3	W	*	Ball State	56-0
9/10	L		Iowa State	3-23
9/17	W	*	Northern Iowa	45-21
9/24	L		#8 Ohio State	6-31
10/1	W	*	Illinois (h)	35-7
10/8	W		Purdue	34-17
10/15	W	*	Indiana	38-21
10/22	L	*	Michigan (OT)	20-23
11/5	L		Northwestern	27-28
11/12	W		#19 Wisconsin	20-10
11/19	W	*	Minnesota	52-28
1/2	L	%	#16 Florida (n)	24-31

% -- Outback Bowl at Tampa, Fla.

### 2006 (6-7-0, 2-6-0)

9/2	W	*	Montana	41-7
9/9	W		Syracuse (2 OT)	20-13
9/16	W	*	Iowa State	27-17
9/23	W	*	Illinois	24-7
9/30	L	*	#1 Ohio State	17-38
10/7	W	*	Purdue (h)	47-17
10/14	L		Indiana	28-31
10/21	L		#3 Michigan	6-20
10/28	W	*	Northern Illinois	24-14
11/4	L	*	Northwestern	7-21
11/11	L	*	#15 Wisconsin	21-24
11/18	L		Minnesota	24-34
12/30	L	%	#16 Texas (n)	24-26

% -- Alamo Bowl at San Antonio, Texas

### 2007 (6-6-0, 4-4-0)

9/1	W	%	Northern Illinois (n)	16-3
9/8	W	*	Syracuse	35-0
9/15	L		Iowa State	13-15
9/22	L		#7 Wisconsin	13-17
9/29	L	*	Indiana	20-38
10/6	L		Penn State	7-27
10/13	W	*	#18 Illinois	10-6
10/20	L		Purdue	6-31
10/27	W	*	Michigan State (2 OT)	34-27
11/3	W		Northwestern	28-17
11/10	W	*	Minnesota	21-16
11/17	L	*	Western Michigan	19-28

% -- Soldier Field at Chicago, Ill.

### 2008 (9-4-0, 5-3-0)

8/30	W	*	Maine	46-3
9/6	W	*	Florida International	42-0
9/13	W	*	Iowa State	17-5
9/20	L		Pittsburgh	20-21
9/27	L	*	Northwestern	17-22
10/4	L		Michigan State	13-16
10/11	W		Indiana	45-9
10/18	W	*	Wisconsin	38-16
11/1	L		Illinois	24-27
11/8	W	*	#3 Penn State	24-23
11/15	W	*	Purdue	22-17
11/22	W		Minnesota	55-0
1/1	W	%	South Carolina (n)	31-10

% -- Outback Bowl at Tampa, Fla.

### 2009 (11-2-0, 6-2-0)

9/5	W	*	Northern Iowa	17-16
9/12	W		Iowa State	35-3
9/19	W	*	Arizona	27-17
9/26	W		#4 Penn State	21-10
10/3	W	*	Arkansas State	24-21
10/10	W	*	Michigan	30-28
10/17	W		Wisconsin	20-10
10/24	W		Michigan State	15-13
10/31	W	*	Indiana	42-24
11/7	L	*	Northwestern	10-17
11/14	L		#8 Ohio State (OT)	24-27
11/21	W	*	Minnesota	12-10
1/5	W	%	#9 Georgia Tech (n)	24-14

% -- FedEx Orange Bowl, at Miami, Fla.

### 2010 (8-5-0, 4-4-0)

9/4	W	*	Eastern Illinois	37-7
9/11	W	*	Iowa State	35-7
9/18	L		#18 Arizona	27-34
9/25	W	*	Ball State	45-0
10/2	W	*	#20 Penn State (h)	24-3
10/16	W		#24 Michigan	38-28
10/23	L	*	#10 Wisconsin	30-31
10/30	W	*	#5 Michigan State	37-6
11/6	W		Indiana	18-13
11/13	L		Northwestern	17-21
11/20	L	*	#7 Ohio State	17-20
11/27	L		Minnesota	24-27
12/28	W	%	#12 Missouri (n)	27-24

% -- Insight Bowl, at Tempe, Ariz.

**2011 (7-6-0, 4-4-0)**

9/3 \_\_\_\_\_ W \* \_\_\_\_\_ Tennessee Tech \_\_\_\_\_ 34-7  
 9/10 \_\_\_\_\_ L \_\_\_\_\_ Iowa State \_\_\_\_\_ 41-44  
 9/17 \_\_\_\_\_ W \* \_\_\_\_\_ Pittsburgh \_\_\_\_\_ 31-27  
 9/24 \_\_\_\_\_ W \* \_\_\_\_\_ Louisiana-Monroe \_\_\_\_\_ 45-17  
 10/8 \_\_\_\_\_ L \_\_\_\_\_ Penn State \_\_\_\_\_ 3-13  
 10/15 \_\_\_\_\_ W \* \_\_\_\_\_ Northwestern \_\_\_\_\_ 41-31  
 10/22 \_\_\_\_\_ W \* \_\_\_\_\_ Indiana \_\_\_\_\_ 45-24  
 10/29 \_\_\_\_\_ L \_\_\_\_\_ Minnesota \_\_\_\_\_ 21-22  
 11/5 \_\_\_\_\_ W \* \_\_\_\_\_ #13 Michigan \_\_\_\_\_ 24-16  
 11/12 \_\_\_\_\_ L \* \_\_\_\_\_ #13 Michigan State \_\_\_\_\_ 21-37  
 11/19 \_\_\_\_\_ W \_\_\_\_\_ Purdue \_\_\_\_\_ 31-21  
 11/25 \_\_\_\_\_ L \_\_\_\_\_ #22 Nebraska \_\_\_\_\_ 7-20  
 12/30 \_\_\_\_\_ L \_\_\_\_\_ #14 Oklahoma (n) \_\_\_\_\_ 14-31

% - - Insight Bowl, at Tempe, Ariz.

**2012 (4-8-0, 2-6-0)**

9/1 \_\_\_\_\_ W % \_\_\_\_\_ Northern Illinois (n) \_\_\_\_\_ 18-17  
 9/8 \_\_\_\_\_ L \* \_\_\_\_\_ Iowa State \_\_\_\_\_ 6-9  
 9/15 \_\_\_\_\_ W \* \_\_\_\_\_ Northern Iowa \_\_\_\_\_ 27-16  
 9/22 \_\_\_\_\_ L \* \_\_\_\_\_ Central Michigan \_\_\_\_\_ 31-32  
 9/29 \_\_\_\_\_ W \* \_\_\_\_\_ Minnesota (h) \_\_\_\_\_ 31-13  
 10/13 \_\_\_\_\_ W \_\_\_\_\_ Michigan State \_\_\_\_\_ 19-16 (2OT)  
 10/20 \_\_\_\_\_ L \* \_\_\_\_\_ Penn State \_\_\_\_\_ 14-38  
 10/27 \_\_\_\_\_ L \_\_\_\_\_ Northwestern \_\_\_\_\_ 17-28  
 11/3 \_\_\_\_\_ L \_\_\_\_\_ Indiana \_\_\_\_\_ 21-24  
 11/10 \_\_\_\_\_ L \* \_\_\_\_\_ Purdue \_\_\_\_\_ 24-27  
 11/17 \_\_\_\_\_ L \_\_\_\_\_ #21 Michigan \_\_\_\_\_ 17-4  
 11/23 \_\_\_\_\_ L \* \_\_\_\_\_ #14 Nebraska \_\_\_\_\_ 7-13

% - - Soldier Field at Chicago, Ill.

**2013 (8-5-0, 5-3-0)**

8/31 \_\_\_\_\_ L \* \_\_\_\_\_ Northern Illinois \_\_\_\_\_ 27-30  
 9/7 \_\_\_\_\_ W \* \_\_\_\_\_ Missouri State \_\_\_\_\_ 28-14  
 9/14 \_\_\_\_\_ W \_\_\_\_\_ Iowa State \_\_\_\_\_ 27-21  
 9/21 \_\_\_\_\_ W \* \_\_\_\_\_ Western Michigan \_\_\_\_\_ 59-3  
 9/28 \_\_\_\_\_ W \_\_\_\_\_ Minnesota \_\_\_\_\_ 23-7  
 10/5 \_\_\_\_\_ L \* \_\_\_\_\_ Michigan State (h) \_\_\_\_\_ 14-26  
 10/19 \_\_\_\_\_ L \_\_\_\_\_ #3 Ohio State \_\_\_\_\_ 24-34  
 10/26 \_\_\_\_\_ W \* \_\_\_\_\_ Northwestern \_\_\_\_\_ 17-10 (OT)  
 11/2 \_\_\_\_\_ L \* \_\_\_\_\_ Wisconsin \_\_\_\_\_ 9-28  
 11/9 \_\_\_\_\_ W \_\_\_\_\_ Purdue \_\_\_\_\_ 38-14  
 11/23 \_\_\_\_\_ W \* \_\_\_\_\_ Michigan \_\_\_\_\_ 24-21  
 11/29 \_\_\_\_\_ W \_\_\_\_\_ Nebraska \_\_\_\_\_ 38-17  
 1/1 \_\_\_\_\_ L % \_\_\_\_\_ LSU (n) \_\_\_\_\_ 14-21

% - - Outback Bowl at Tampa, Fla.

**2014 (7-6-0, 4-4-0)**

8/31 \_\_\_\_\_ W \* \_\_\_\_\_ Northern Iowa \_\_\_\_\_ 31-23  
 9/06 \_\_\_\_\_ W \* \_\_\_\_\_ Ball State \_\_\_\_\_ 17-13  
 9/13 \_\_\_\_\_ L \* \_\_\_\_\_ Iowa State \_\_\_\_\_ 17-20  
 9/20 \_\_\_\_\_ W \_\_\_\_\_ Pittsburgh \_\_\_\_\_ 24-20  
 9/27 \_\_\_\_\_ W \_\_\_\_\_ Purdue \_\_\_\_\_ 24-10  
 10/11 \_\_\_\_\_ W \* \_\_\_\_\_ Indiana (h) \_\_\_\_\_ 45-29  
 10/18 \_\_\_\_\_ L \_\_\_\_\_ Maryland \_\_\_\_\_ 31-38  
 11/01 \_\_\_\_\_ W \* \_\_\_\_\_ Northwestern \_\_\_\_\_ 48-7  
 11/08 \_\_\_\_\_ L \_\_\_\_\_ Minnesota \_\_\_\_\_ 14-51  
 11/15 \_\_\_\_\_ W \_\_\_\_\_ Illinois \_\_\_\_\_ 30-14  
 11/22 \_\_\_\_\_ L \* \_\_\_\_\_ #14 Wisconsin \_\_\_\_\_ 24-26  
 11/28 \_\_\_\_\_ L \* \_\_\_\_\_ Nebraska \_\_\_\_\_ 34-37 (OT)  
 1/02 \_\_\_\_\_ L % \_\_\_\_\_ Tennessee (n) \_\_\_\_\_ 28-45

% - - TaxSlayer Bowl at Jacksonville, Fla.

**2015 (12-2-0, 8-0-0)**

9/5 \_\_\_\_\_ W \* \_\_\_\_\_ Illinois State \_\_\_\_\_ 31-14  
 9/12 \_\_\_\_\_ W \_\_\_\_\_ Iowa State \_\_\_\_\_ 31-17  
 9/19 \_\_\_\_\_ W \* \_\_\_\_\_ Pittsburgh \_\_\_\_\_ 27-24  
 9/26 \_\_\_\_\_ W \* \_\_\_\_\_ North Texas \_\_\_\_\_ 62-16  
 10/3 \_\_\_\_\_ W \_\_\_\_\_ #18/19 Wisconsin \_\_\_\_\_ 10-6  
 10/10 \_\_\_\_\_ W \* \_\_\_\_\_ Illinois (h) \_\_\_\_\_ 29-20  
 10/17 \_\_\_\_\_ W \_\_\_\_\_ #20/21 Northwestern \_\_\_\_\_ 40-10  
 10/31 \_\_\_\_\_ W \* \_\_\_\_\_ Maryland \_\_\_\_\_ 31-15  
 11/7 \_\_\_\_\_ W \_\_\_\_\_ Indiana \_\_\_\_\_ 35-27  
 11/14 \_\_\_\_\_ W \* \_\_\_\_\_ Minnesota \_\_\_\_\_ 40-35  
 11/21 \_\_\_\_\_ W \* \_\_\_\_\_ Purdue \_\_\_\_\_ 40-20  
 11/27 \_\_\_\_\_ W \_\_\_\_\_ Nebraska \_\_\_\_\_ 28-20  
 12/5 \_\_\_\_\_ L \$ \_\_\_\_\_ #5/5 Michigan State \_\_\_\_\_ 13-16  
 1/1 \_\_\_\_\_ L % \_\_\_\_\_ #5/6 Stanford \_\_\_\_\_ 16-45

\$ -- Big Ten Championship Game at Indianapolis, Ind.

% -- Rose Bowl at Pasadena, Calif.

\* - - at Iowa City

(h) - - indicates Homecoming game

Year	Coach	Overall Games					Big Ten Games			
		W-L-T	Home	Away	Off. Avg.	Def. Avg.	W-L-T	Rank	Home	Away
1889	none	0-1-0	0-0-0	0-1-0	0.0	24.0				
1890	none	1-1-0	0-1-0	1-0-0	48.5	5.5				
1891	none	3-2-0	1-1-0	2-1-0	22.4	13.6				
1892	E. A. Dalton	3-2-1	2-0-0	1-2-1	20.7	11.3				
1893	Ben Donnelly	3-4-0	2-0-0	1-4-0	25.4	23.0				
1894	Roger Sherman	4-4-1	2-1-0	2-3-1	16.2	17.6				
1895	none	2-5-0	0-2-0	2-3-0	6.0	20.0				
1896	A. E. Bull	7-1-1	3-0-0	4-1-1	14.7	1.3				
1897	Otto Wagonhurst	4-4-0	2-2-0	2-2-0	8.3	13.0				
1898	Alden Knipe	3-4-2	2-1-0	1-3-2	7.4	10.6				
1899	Alden Knipe	8-0-1	5-0-0	3-0-1	24.6	0.6				
1900	Alden Knipe	7-0-1	5-0-0	2-0-1	38.9	1.5	2-0-1	1st	0-0-0	2-0-1
1901	Alden Knipe	6-3-0	5-1-0	1-2-0	9.4	12.8	0-3-0	8th	0-1-0	0-2-0
1902	Alden Knipe	5-4-0	2-1-0	3-3-0	13.4	26.4	0-3-0	7th	0-0-0	0-3-0
1903	John Chalmers	9-2-0	6-1-0	3-1-0	15.5	9.3	1-1-0	5th	1-0-0	0-1-0
1904	John Chalmers	7-4-0	6-0-0	1-4-0	23.4	9.9	0-3-0	T7th	0-0-0	0-3-0
1905	John Chalmers	8-2-0	6-0-0	2-2-0	30.9	8.6	0-2-0	T7th	0-0-0	0-2-0
1906	Mark Catlin	2-3-0	2-1-0	0-2-0	8.6	15.0	0-1-0	7th	0-0-0	0-1-0
1907	Mark Catlin	3-2-0	2-1-0	1-1-0	18.0	9.6	1-1-0	4th	1-0-0	0-1-0
1908	Mark Catlin	2-5-0	1-3-0	1-2-0	18.9	9.3	0-1-0	6th	0-0-0	0-1-0
1909	John Griffith	2-4-1	2-1-0	0-3-1	8.3	13.9	0-1-0	7th	0-0-0	0-1-0
1910	Jess Hawley	5-2-0	3-0-0	2-2-0	13.4	2.1	1-1-0	4th	1-0-0	0-1-0
1911	Jess Hawley	3-4-0	1-2-0	2-2-0	4.9	7.6	2-2-0	5th	1-0-0	1-2-0
1912	Jess Hawley	4-3-0	2-1-0	2-2-0	18.6	19.7	1-3-0	7th	0-1-0	1-2-0
1913	Jess Hawley	5-2-0	4-0-0	1-2-0	44.3	7.3	2-1-0	T2nd	1-0-0	1-1-0
1914	Jess Hawley	4-3-0	2-2-0	2-1-0	29.1	5.1	1-2-0	7th	0-1-0	1-1-0
1915	Jess Hawley	3-4-0	1-1-0	2-3-0	13.1	21.3	1-2-0	7th	1-0-0	0-2-0
1916	Howard Jones	4-3-0	3-1-0	1-2-0	17.3	22.3	1-2-0	7th	1-0-0	0-2-0
1917	Howard Jones	3-5-0	3-1-0	0-4-0	11.4	17.6	0-2-0	8th	0-0-0	0-2-0
1918	Howard Jones	6-2-1	5-2-0	1-0-1	13.7	4.0	2-1-0	T4th	2-1-0	0-0-0
1919	Howard Jones	5-2-0	3-0-0	2-2-0	12.9	6.3	2-2-0	6th	0-0-0	2-2-0
1920	Howard Jones	5-2-0	3-0-0	2-2-0	20.3	7.7	3-2-0	5th	2-0-0	1-2-0
1921	Howard Jones	7-0-0	4-0-0	3-0-0	26.4	5.1	5-0-0	1st	2-0-0	3-0-0
1922	Howard Jones	7-0-0	4-0-0	3-0-0	29.7	4.7	5-0-0	1st	3-0-0	2-0-0
1923	Howard Jones	5-3-0	3-2-0	2-1-0	15.5	6.9	3-3-0	6th	1-2-0	2-1-0
1924	Burt Ingwersen	6-1-1	5-0-1	1-1-0	13.3	6.3	3-1-1	3rd	1-0-1	2-1-0
1925	Burt Ingwersen	5-3-0	4-1-0	1-2-0	15.1	9.3	2-2-0	T4th	1-1-0	1-1-0
1926	Burt Ingwersen	3-5-0	3-1-0	0-4-0	14.1	14.6	0-5-0	T9th	0-2-0	0-3-0
1927	Burt Ingwersen	4-4-0	3-2-0	1-2-0	13.4	10.4	1-4-0	T9th	0-2-0	1-2-0
1928	Burt Ingwersen	6-2-0	4-1-0	2-1-0	18.4	5.3	3-2-0	T4th	1-1-0	2-1-0
1929	Burt Ingwersen	4-2-2	3-0-1	1-2-1	16.0	3.5	2-2-2	5th	1-0-1	1-2-1
1930	Burt Ingwersen	4-4-0	3-3-0	1-1-0	11.0	9.3	0-1-0	9th	0-1-0	0-0-0
1931	Burt Ingwersen	1-6-1	1-2-1	0-4-0	0.9	16.4	0-3-1	10th	0-1-1	0-2-0
1932	Ossie Solem	1-7-0	1-3-0	0-4-0	7.8	21.4	0-5-0	10th	0-2-0	0-3-0
1933	Ossie Solem	5-3-0	3-0-0	2-3-0	16.4	7.0	3-2-0	T5th	1-0-0	2-2-0
1934	Ossie Solem	2-5-1	1-2-0	1-3-1	12.3	19.1	1-3-1	9th	0-2-0	1-1-1
1935	Ossie Solem	4-2-2	3-1-1	1-1-1	15.3	4.9	1-2-2	7th	0-1-1	1-1-1
1936	Ossie Solem	3-4-1	2-1-1	1-3-0	10.6	12.9	0-4-1	T7th	0-1-1	0-3-0
1937	Irl Tubbs	1-7-0	1-3-0	0-4-0	4.5	15.0	0-5-0	10th	0-3-0	0-2-0
1938	Irl Tubbs	1-6-1	0-3-1	1-3-0	5.8	16.9	1-3-1	7th	0-1-1	1-2-0
1939	Eddie Anderson	6-1-1	4-0-0	2-1-1	16.3	11.4	4-1-1	2nd	2-0-0	2-1-1
1940	Eddie Anderson	4-4-0	3-1-0	1-3-0	15.6	12.3	2-3-0	6th	2-1-0	0-2-0
1941	Eddie Anderson	3-5-0	2-1-0	1-4-0	11.4	12.3	2-4-0	6th	1-1-0	1-3-0
1942	Eddie Anderson	6-4-0	5-2-0	1-2-0	14.7	13.5	3-3-0	T6th	2-1-0	1-2-0
1943	Slip Madigan	1-6-1	0-3-1	1-3-0	10.4	19.1	0-4-1	9th	0-2-1	0-2-0
1944	Slip Madigan	1-7-0	1-3-0	0-4-0	6.6	30.0	0-6-0	9th	0-2-0	0-4-0
1945	Clem Crowe	2-7-0	2-2-0	0-5-0	8.2	34.4	1-5-0	T9th	1-2-0	0-3-0
1946	Eddie Anderson	5-4-0	3-2-0	2-2-0	14.3	10.2	3-3-0	4th	1-1-0	2-2-0
1947	Eddie Anderson	3-5-1	3-1-0	0-4-1	16.1	19.9	2-3-1	T6th	2-1-0	0-2-1
1948	Eddie Anderson	4-5-0	2-3-0	2-2-0	14.1	15.8	2-4-0	T5th	1-2-0	1-2-0
1949	Eddie Anderson	4-5-0	3-2-0	1-3-0	20.4	27.4	3-3-0	T5th	2-1-0	1-2-0
1950	Leonard Raffensperger	3-5-1	1-2-1	2-3-0	13.4	22.3	2-4-0	6th	1-2-0	1-2-0
1951	Leonard Raffensperger	2-5-2	2-1-1	0-4-1	17.8	25.9	0-5-1	9th	0-1-1	0-4-0
1952	Forest Evashevski	2-7-0	1-3-0	1-4-0	13.4	24.4	2-5-0	7th	1-2-0	1-3-0
1953	Forest Evashevski	5-3-1	4-1-0	1-2-1	20.8	10.1	3-3-0	T5th	2-1-0	1-2-0



# YEARLY RECORD

Year	Coach	Overall Games					Big Ten Games			
		W-L-T	Home	Away	Off. Avg.	Def. Avg.	W-L-T	Rank	Home	Away
1954	Forest Evashevski	5-4-0	4-1-0	1-3-0	21.3	15.7	4-3-0	5th	3-0-0	1-3-0
1955	Forest Evashevski	3-5-1	3-0-1	0-5-0	17.4	19.2	2-3-1	7th	2-0-1	0-3-0
1956	Forest Evashevski	9-1-0	5-1-0	4-0-0	21.9	8.4	5-1-0	1st	2-1-0	3-0-0
1957	Forest Evashevski	7-1-1	4-0-0	3-1-1	29.2	12.4	4-1-1	3rd	2-0-0	2-1-1
1958	Forest Evashevski	8-1-1	4-1-1	4-0-0	29.3	14.6	5-1-0	1st	2-1-0	3-0-0
1959	Forest Evashevski	5-4-0	3-2-0	2-2-0	25.8	11.1	3-3-0	6th	2-1-0	1-2-0
1960	Forest Evashevski	8-1-0	5-0-0	3-1-0	26.0	12.0	5-1-0	1st	3-0-0	2-1-0
1961	Jerry Burns	5-4-0	4-1-0	1-3-0	23.9	18.0	2-4-0	7th	2-1-0	0-3-0
1962	Jerry Burns	4-5-0	3-2-0	1-3-0	14.1	18.4	3-3-0	T5th	2-1-0	1-2-0
1963	Jerry Burns	3-3-2	2-1-1	1-2-1	15.8	14.0	2-3-1	8th	2-1-0	0-2-1
1964	Jerry Burns	3-6-0	2-3-0	1-3-0	18.9	23.2	1-5-0	9th	0-3-0	1-2-0
1965	Jerry Burns	1-9-0	0-5-0	1-4-0	9.4	9.2	0-7-0	10th	0-3-0	0-4-0
1966	Ray Nagel	2-8-0	2-4-0	0-4-0	8.6	25.3	1-6-0	10th	1-3-0	0-3-0
1967	Ray Nagel	1-8-1	1-4-0	0-4-1	16.1	27.7	0-6-1	T9th	0-3-0	0-3-1
1968	Ray Nagel	5-5-0	3-3-0	2-2-0	32.2	28.9	4-3-0	T5th	2-2-0	2-1-0
1969	Ray Nagel	5-5-0	3-3-0	2-2-0	25.5	27.5	3-4-0	T5th	1-2-0	2-2-0
1970	Ray Nagel	3-6-1	3-2-0	0-4-1	12.9	25.9	3-3-1	4th	3-1-0	0-2-1
1971	Frank Lauterbur	1-10-0	1-4-0	0-6-0	11.0	35.5	1-8-0	10th	1-3-0	0-5-0
1972	Frank Lauterbur	3-7-1	2-2-1	1-5-0	10.0	19.0	2-6-1	T8th	1-2-1	1-4-0
1973	Frank Lauterbur	0-11-0	0-5-0	0-6-0	12.7	36.5	0-8-0	T9th	0-4-0	0-4-0
1974	Bob Commings	3-8-0	3-3-0	0-5-0	12.8	28.0	2-6-0	T7th	2-2-0	0-4-0
1975	Bob Commings	3-8-0	2-5-0	1-3-0	16.5	25.4	3-5-0	T7th	1-3-0	2-2-0
1976	Bob Commings	5-6-0	2-3-0	3-3-0	14.6	21.3	3-5-0	T7th	1-3-0	2-2-0
1977	Bob Commings	5-6-0	3-4-0	2-2-0	15.0	20.8	3-5-0	T6th	1-3-0	2-2-0
1978	Bob Commings	2-9-0	2-4-0	0-5-0	11.4	23.4	2-6-0	8th	2-2-0	0-4-0
1979	Hayden Fry	5-6-0	2-4-0	3-2-0	21.7	19.6	4-4-0	5th	1-3-0	3-1-0
1980	Hayden Fry	4-7-0	2-4-0	2-3-0	14.0	21.6	4-4-0	4th	2-2-0	2-2-0
1981	Hayden Fry	8-4-0	5-1-0	3-3-0	21.7	13.1	6-2-0	T1st	3-1-0	3-1-0
1982	Hayden Fry	8-4-0	3-2-0	5-2-0	19.1	19.2	6-2-0	3rd	3-1-0	3-1-0
1983	Hayden Fry	9-3-0	5-0-0	4-3-0	31.7	15.8	7-2-0	3rd	5-0-0	2-2-0
1984	Hayden Fry	8-4-1	3-2-1	5-2-0	27.6	15.5	5-3-1	T4th	2-1-1	3-2-0
1985	Hayden Fry	10-2-0	6-0-0	4-2-0	36.7	15.6	7-1-0	1st	4-0-0	3-1-0
1986	Hayden Fry	9-3-0	6-1-0	3-2-0	32.6	17.8	5-3-0	T3rd	3-1-0	2-2-0
1987	Hayden Fry	10-3-0	4-1-0	6-2-0	30.0	19.3	6-2-0	T2nd	3-1-0	3-1-0
1988	Hayden Fry	6-4-3	3-1-2	3-3-1	25.9	17.9	4-1-3	T3rd	2-0-2	2-1-1
1989	Hayden Fry	5-6-0	1-5-0	4-1-0	17.9	25.3	3-5-0	T6th	0-4-0	3-1-0
1990	Hayden Fry	8-4-0	5-1-0	3-3-0	35.6	24.0	6-2-0	T1st	3-1-0	3-1-0
1991	Hayden Fry	10-1-1	5-1-0	5-0-1	28.6	14.9	7-1-0	2nd	3-1-0	4-0-0
1992	Hayden Fry	5-7-0	3-3-0	2-4-0	20.3	23.2	4-4-0	5th	2-2-0	2-2-0
1993	Hayden Fry	6-6-0	4-2-0	2-4-0	17.8	24.4	3-5-0	8th	2-2-0	1-3-0
1994	Hayden Fry	5-5-1	4-2-0	1-3-1	27.9	29.5	3-4-1	7th	2-2-0	1-2-1
1995	Hayden Fry	8-4-0	4-2-0	4-2-0	30.7	21.6	4-4-0	6th	2-2-0	2-2-0
1996	Hayden Fry	9-3-0	4-2-0	5-1-0	28.3	20.3	6-2-0	T3rd	2-2-0	4-0-0
1997	Hayden Fry	7-5-0	6-0-0	1-5-0	34.3	13.3	4-4-0	T6th	4-0-0	0-4-0
1998	Hayden Fry	3-8-0	2-4-0	1-4-0	15.6	26.1	2-6-0	T7th	1-3-0	1-3-0
1999	Kirk Ferentz	1-10-0	1-5-0	0-5-0	14.7	31.5	0-8-0	11th	0-4-0	0-4-0
2000	Kirk Ferentz	3-9-0	2-4-0	1-5-0	16.9	27.5	3-5-0	8th	2-2-0	1-3-0
2001	Kirk Ferentz	7-5-0	5-1-0	2-4-0	32.6	21.5	4-4-0	T4th	3-1-0	1-3-0
2002	Kirk Ferentz	11-2-0	6-1-0	5-1-0	37.2	19.7	8-0-0	T1st	4-0-0	4-0-0
2003	Kirk Ferentz	10-3-0	7-0-0	3-3-0	28.7	16.2	5-3-0	T4th	4-0-0	1-3-0
2004	Kirk Ferentz	10-2-0	6-0-0	4-2-0	24.3	17.6	7-1-0	T1st	4-0-0	3-1-0
2005	Kirk Ferentz	7-5-0	5-1-0	2-4-0	30.0	20.0	5-3-0	T3rd	3-1-0	2-2-0
2006	Kirk Ferentz	6-7-0	4-3-0	2-4-0	23.8	20.7	2-6-0	T8th	1-3-0	1-3-0
2007	Kirk Ferentz	6-6-0	4-2-0	2-4-0	18.5	18.8	4-4-0	T-5th	3-1-0	1-3-0
2008	Kirk Ferentz	9-4-0	6-1-0	3-3-0	30.3	13.0	5-3-0	T-4th	3-1-0	2-2-0
2009	Kirk Ferentz	11-2-0	6-1-0	5-1-0	23.2	15.4	6-2-0	T-2nd	3-1-0	3-1-0
2010	Kirk Ferentz	8-5-0	5-2-0	3-3-0	28.9	17.0	4-4-0	T-4th	4-0-0	0-4-0
2011	Kirk Ferentz	7-6-0	6-1-0	1-5-0	27.5	23.8	4-4-0	4th-Div.	3-1-0	1-3-0
2012	Kirk Ferentz	4-8-0	2-5-0	2-3-0	19.3	22.9	2-6-0	6th-Div.	1-3-0	1-3-0
2013	Kirk Ferentz	8-5-0	4-3-0	4-2-0	26.3	18.9	5-3-0	2nd-Div.	2-2-0	3-1-0
2014	Kirk Ferentz	7-6-0	4-3-0	3-3-0	28.2	25.6	4-4-0	4th-Div.	2-2-0	2-2-0
2015	Kirk Ferentz	12-2-0	7-0-0	5-2-0	30.9	20.4	8-0	1st-Div.	4-0-0	4-0-0
<b>Totals</b>		<b>625-543-39</b>	<b>393-213-16</b>	<b>232-330-23</b>			<b>314-366-25</b>		<b>173-140-13</b>	<b>141-226-12</b>

**-A-**

Abraham, Ryan \_\_\_\_\_ 1994  
 Adams, Mark \_\_\_\_\_ 1987,88  
 Aegerter, Greg \_\_\_\_\_ 1988,89,90  
 Aeschliman, Wes \_\_\_\_\_ 2006,07,08  
 Age, Louis \_\_\_\_\_ 1968  
 Ahlgren, Don \_\_\_\_\_ 1956  
 Aiello, Sam \_\_\_\_\_ 2000,01,03  
 Akin, Austin \_\_\_\_\_ 1931  
 Akin, Paul \_\_\_\_\_ 1935  
 Aldrich, Charles \_\_\_\_\_ 1892,93,94  
 Alexander, Archie \_\_\_\_\_ 1909,10,11  
 Alexander, Dave \_\_\_\_\_ 1983,85,86,87  
 Allen, Antwan \_\_\_\_\_ 2002,03,04,05  
 Allen, George \_\_\_\_\_ 1903,05,06  
 Allen, Greg \_\_\_\_\_ 1991,92,94  
 Allen, Jeremy \_\_\_\_\_ 1998,99,2000,01  
 Allen, Joseph \_\_\_\_\_ 1893,94  
 Allen, Robert \_\_\_\_\_ 1937,38  
 Allendorf, Kevin \_\_\_\_\_ 1989  
 Allison, Greg \_\_\_\_\_ 1967,68,69  
 Allison, William \_\_\_\_\_ 1895  
 Alston, Quinton \_\_\_\_\_ 2011,12,13,14  
 Alt, John \_\_\_\_\_ 1980,81,82,83  
 Alvis, Dominic \_\_\_\_\_ 2011,12,13  
 Ambrose, Phil \_\_\_\_\_ 1977  
 Anderson, Bill \_\_\_\_\_ 1986,87,88,89  
 Anderson, Richard \_\_\_\_\_ 1935,36,37  
 Anderson, Robert \_\_\_\_\_ 1965,66,67  
 Anderson, Ross \_\_\_\_\_ 1940,41,47  
 Anderson, Tim \_\_\_\_\_ 1985,86,87,88  
 Andrews, Jeff \_\_\_\_\_ 1993  
 Andruska, Bruno \_\_\_\_\_ 1938,39,40  
 Angel, Kevin \_\_\_\_\_ 1985  
 Angerer, Pat \_\_\_\_\_ 2006,08,09  
 Ankeny, Gerald \_\_\_\_\_ 1939,40,41  
 Annis, Daryl \_\_\_\_\_ 1943  
 Anttila, Jeff \_\_\_\_\_ 1990,91,92,93  
 Arkeilpane, James \_\_\_\_\_ 1976,77,78  
 Armil, Paul \_\_\_\_\_ 1926,27,28  
 Armington, Dennis \_\_\_\_\_ 1974,75  
 Arzberger, Bob \_\_\_\_\_ 1943  
 Ash, William \_\_\_\_\_ 1932,34  
 Asmus, Kody \_\_\_\_\_ 2003,04  
 Atkins, Plez \_\_\_\_\_ 1994,95,96,97  
 Atkinson, William \_\_\_\_\_ 1903,04  
 Audlehelm, Joe \_\_\_\_\_ 2011

**-B-**

Babineaux, Jonathan \_\_\_\_\_ 2000,02,03,04  
 Bachman, Jay \_\_\_\_\_ 1983  
 Bailey, Bill \_\_\_\_\_ 1981,82,83  
 Bailey, Charles \_\_\_\_\_ 1891  
 Bain, Ryan \_\_\_\_\_ 2005,06  
 Baird, Burton \_\_\_\_\_ 1911  
 Baker, Jason \_\_\_\_\_ 1997,98,99,2000  
 Baker, Mark \_\_\_\_\_ 1898  
 Balazs, Frank \_\_\_\_\_ 1936,37,38  
 Baldwin, Marty \_\_\_\_\_ 1992  
 Ball, Marty \_\_\_\_\_ 1979,80,82  
 Ballard, Christian \_\_\_\_\_ 2007,08,09,10  
 Balliet, Michael \_\_\_\_\_ 1890  
 Barden, Mark \_\_\_\_\_ 1970  
 Banks, Brad \_\_\_\_\_ 2001,02  
 Banks, Earl \_\_\_\_\_ 1946,47,48,49  
 Banks, Kirk \_\_\_\_\_ 1982,84  
 Banks, Tavian \_\_\_\_\_ 1994,95,96,97  
 Banton, Oscar \_\_\_\_\_ 1910,11  
 Barbera, Kevin \_\_\_\_\_ 1961

Barbour, William \_\_\_\_\_ 1942,43  
 Barkema, C. J. \_\_\_\_\_ 2002,04,05  
 Barnhart, Rod \_\_\_\_\_ 1967,68,69  
 Barr, Fred \_\_\_\_\_ 1999,2000,01,02  
 Barron, Irving \_\_\_\_\_ 1913,14,15  
 Barton, Gregory \_\_\_\_\_ 1967  
 Barton, Ryan \_\_\_\_\_ 1998,99,2000  
 Bartells, Del \_\_\_\_\_ 1946  
 Bash, Roy \_\_\_\_\_ 1968,69,70  
 Bass, Richard \_\_\_\_\_ 1986,87,88,89  
 Bateman, Howard \_\_\_\_\_ 1906  
 Bates, Jefferson \_\_\_\_\_ 1993,94  
 Bates, Toney \_\_\_\_\_ 1993  
 Batterson, Tim \_\_\_\_\_ 1985,86,87  
 Baughman, Bill \_\_\_\_\_ 1943  
 Baxley, Rob \_\_\_\_\_ 1988,89,90,91  
 Bayless, Rick \_\_\_\_\_ 1984,85,86,87  
 Bazata, Nathan \_\_\_\_\_ 2015  
 Beard, Jeff \_\_\_\_\_ 1987  
 Beathard, C.J. \_\_\_\_\_ 2013,14,15  
 Becker, Andrew \_\_\_\_\_ 2004,05  
 Belleus, Walner \_\_\_\_\_ 2004  
 Becker, Dave \_\_\_\_\_ 1976,77,78  
 Becker, Fred \_\_\_\_\_ 1916  
 Belding, Lester \_\_\_\_\_ 1918,19,20,21  
 Bell, Charles \_\_\_\_\_ 1909  
 Bell, Nick \_\_\_\_\_ 1988,89,90  
 Bell, Wendell \_\_\_\_\_ 1970,71  
 Benda, Russell \_\_\_\_\_ 1946,47  
 Benjamin, Wendell \_\_\_\_\_ 1929,30  
 Bennett, Bernard \_\_\_\_\_ 1950,51,52  
 Bennett, George \_\_\_\_\_ 1993,94,95  
 Bennett, Mike \_\_\_\_\_ 1985  
 Benschoter, Doug \_\_\_\_\_ 1975,76,77,78  
 Benskin, William \_\_\_\_\_ 1944  
 Bergstrom, Wallace \_\_\_\_\_ 1939  
 Bernstine, Jordan \_\_\_\_\_ 2007,08,10,11  
 Berrie, Tyrone \_\_\_\_\_ 1985,86,87,88  
 Berry, John \_\_\_\_\_ 1901,02,04  
 Betts, Ladell \_\_\_\_\_ 1998,99,2000,01  
 Beutjer, Jon \_\_\_\_\_ 2000  
 Beville, William \_\_\_\_\_ 1967,68,69  
 Bickford, Jay \_\_\_\_\_ 1998,99  
 Bickham, Lloyd \_\_\_\_\_ 1993,94,95  
 Bielema, Bret \_\_\_\_\_ 1989,90,91,92  
 Bigach, Steve \_\_\_\_\_ 2011,12  
 Bilek, Guy \_\_\_\_\_ 1966,67  
 Binns, Broderick \_\_\_\_\_ 2008,09,10,11  
 Bishop, Willie \_\_\_\_\_ 1986  
 Bjork, Donald \_\_\_\_\_ 1950  
 Blackburn, James \_\_\_\_\_ 1915  
 Blackmore, Ausman \_\_\_\_\_ 1898  
 Blackmore, Ralph \_\_\_\_\_ 1896,97  
 Blaha, Bob \_\_\_\_\_ 1974,76  
 Blair, Fred \_\_\_\_\_ 1892  
 Blatcher, Phil \_\_\_\_\_ 1978,79,80,81  
 Blazek, A. J. \_\_\_\_\_ 1999,2000  
 Bleeker, John \_\_\_\_\_ 1917  
 Block, Lawrence \_\_\_\_\_ 1917,18,19,20  
 Bloomquist, Frank \_\_\_\_\_ 1955,56,57  
 Blue, Larry \_\_\_\_\_ 1989,91,92,93  
 Blum, Tyler \_\_\_\_\_ 2006,07,08  
 Blythe, Austin \_\_\_\_\_ 2012,13,14,15  
 Bobek, Jeff \_\_\_\_\_ 1980  
 Boddicker, Dan \_\_\_\_\_ 1983  
 Boettger, Ike \_\_\_\_\_ 2014,15  
 Boettner, Scott \_\_\_\_\_ 1975  
 Boffeli, Conor \_\_\_\_\_ 2012,13

Bohannon, Gordy \_\_\_\_\_ 1979,81  
 Bolan, Mike \_\_\_\_\_ 1985,86  
 Bolden, Charles \_\_\_\_\_ 1968  
 Boleyn, Scott \_\_\_\_\_ 2001,02  
 Bollers, Trevor \_\_\_\_\_ 1994,96,97,98  
 Bolton, Leonard \_\_\_\_\_ 1974,75  
 Bonior, David \_\_\_\_\_ 1966  
 Boone, Pat \_\_\_\_\_ 1992,93,94  
 Boothe, Charles \_\_\_\_\_ 1952,53  
 Borchers, Kory \_\_\_\_\_ 2001,02,03  
 Bortz, Mark \_\_\_\_\_ 1979,80,81,82  
 Bostwick, Robert \_\_\_\_\_ 1949,50  
 Boudreaux, Tyrone \_\_\_\_\_ 1992  
 Bowen, Carl \_\_\_\_\_ 1945  
 Bowen, Carl T. \_\_\_\_\_ 1913  
 Bowen, Donald \_\_\_\_\_ 1955,56,57  
 Bowen, Matt \_\_\_\_\_ 1997,98,99  
 Bower, Bo \_\_\_\_\_ 2014,15  
 Bowers, Jacob \_\_\_\_\_ 2004  
 Bowersox, Mike \_\_\_\_\_ 1988  
 Bowlin, Richard \_\_\_\_\_ 1935,36  
 Bowlsby, Clifton \_\_\_\_\_ 1915  
 Bowlsby, John \_\_\_\_\_ 1975  
 Bradley, Bill \_\_\_\_\_ 1979,80,81  
 Bradley, David \_\_\_\_\_ 2001,02,03,04  
 Bradley, Howard \_\_\_\_\_ 1949,50  
 Bradley, Phil \_\_\_\_\_ 1989,90,91  
 Brady, Charles \_\_\_\_\_ 1937,38  
 Brady, Mike \_\_\_\_\_ 1976,77,78,79  
 Brandt, Duane \_\_\_\_\_ 1949,50,51  
 Bream, Allan \_\_\_\_\_ 1966,67,68  
 Breault, Steve \_\_\_\_\_ 1989,90,92  
 Bremner, William \_\_\_\_\_ 1890,94,98  
 Brevi, Chris \_\_\_\_\_ 2004  
 Briggs, Charles \_\_\_\_\_ 1901  
 Briggs, William \_\_\_\_\_ 1963,64,65  
 Brincks, Sam \_\_\_\_\_ 2015  
 Bristol, Joe \_\_\_\_\_ 1949,50,51  
 Britzmann, Burt \_\_\_\_\_ 1950,51,52  
 Brockway, James \_\_\_\_\_ 1898,1900  
 Brodell, Andy \_\_\_\_\_ 2005,06,07,08  
 Broeder, George \_\_\_\_\_ 1951,52,53,54  
 Broghamer, Bill \_\_\_\_\_ 1983  
 Bromert, Zach \_\_\_\_\_ 1995,96,97,98  
 Brooks, Dave \_\_\_\_\_ 1969,70  
 Brooks, Rick \_\_\_\_\_ 1971,73  
 Brown, Corey \_\_\_\_\_ 1996,97,98,99  
 Brown, Greg \_\_\_\_\_ 1987,88,89,90  
 Brown, Jeff \_\_\_\_\_ 1979,80,81  
 Brown, John \_\_\_\_\_ 1958,59  
 Brown, Maurice \_\_\_\_\_ 2002,03  
 Brown, Mikkell \_\_\_\_\_ 1999,2000  
 Brown, Steve \_\_\_\_\_ 1984  
 Brown, Richard \_\_\_\_\_ 1926,27,28  
 Browne, Dave \_\_\_\_\_ 1981,82  
 Brownlee, Sam \_\_\_\_\_ 2004,05,06  
 Brueckner, Carl \_\_\_\_\_ 1913,14  
 Bruggeman, Rob \_\_\_\_\_ 2007,08  
 Brugman, Francis \_\_\_\_\_ 1907  
 Bryant, Dave \_\_\_\_\_ 1972,73,74,75  
 Buch, Doug \_\_\_\_\_ 1989,90,91,92  
 Buch, Jeff \_\_\_\_\_ 2000  
 Buckley, Roy \_\_\_\_\_ 1903  
 Buckley, Fred \_\_\_\_\_ 1901,02,03  
 Buckley, George \_\_\_\_\_ 1910,11,12  
 Budzik, Bernard \_\_\_\_\_ 1962,63,64  
 Buggs, Glenn \_\_\_\_\_ 1981,82,83  
 Bulaga, Bryan \_\_\_\_\_ 2007,08,09

Bullock, Damon \_\_\_\_\_ 2011,12,13,14  
 Buntz, Andrew \_\_\_\_\_ 1949,50,51  
 Burger, Michael \_\_\_\_\_ 1995,96,97,98  
 Burke, Kenny \_\_\_\_\_ 1978  
 Burke, Louis \_\_\_\_\_ 1979,80  
 Burke, Mike \_\_\_\_\_ 1986,87,88  
 Burkett, Charles \_\_\_\_\_ 1943  
 Burkett, Bill \_\_\_\_\_ 1940,41,42  
 Burks, Shanty \_\_\_\_\_ 1973,74,75,77  
 Burmeister, Paul \_\_\_\_\_ 1992,93  
 Burns, ? \_\_\_\_\_ 1895  
 Burrell, Doug \_\_\_\_\_ 1984,85  
 Burrier, Emmett \_\_\_\_\_ 1898,1900  
 Burrier, Tony \_\_\_\_\_ 1999,2000,01,02  
 Burroughs, John \_\_\_\_\_ 1955,56,58  
 Burt, Kerry \_\_\_\_\_ 1984,85,86,87  
 Busch, Tom \_\_\_\_\_ 2004,05,06,07  
 Bush, Fred \_\_\_\_\_ 1982,83,84,85  
 Bush, Larry \_\_\_\_\_ 1973,74  
 Busk, Russell \_\_\_\_\_ 1937,38,39  
 Butler, Dave \_\_\_\_\_ 1974,75  
 Byard, Rich \_\_\_\_\_ 1971  
 Byers, Clar \_\_\_\_\_ 1926  
 Byers, Herbert \_\_\_\_\_ 1944  
 Byrd, Joseph \_\_\_\_\_ 1947

**-C-**

Cabalka, Tom \_\_\_\_\_ 1970,71,73  
 Caldwell, Butch \_\_\_\_\_ 1972,73,75,76  
 Caldwell, Jim \_\_\_\_\_ 1973,74,75,76  
 Calhoun, John \_\_\_\_\_ 1960,61  
 Callaghan, Mark \_\_\_\_\_ 1976,77  
 Calloway, Kyle \_\_\_\_\_ 2007,08,09  
 Campbell, Johnny \_\_\_\_\_ 1972,73,74,75  
 Campbell, Vince \_\_\_\_\_ 1981,82  
 Canzeri, Jordan \_\_\_\_\_ 2011,13,14,15  
 Caplan, Arnold \_\_\_\_\_ 1949,50,51  
 Carberry, Joseph \_\_\_\_\_ 1913,14  
 Carberry, William \_\_\_\_\_ 1906,07,08  
 Carlsen, John \_\_\_\_\_ 1930  
 Carlsen, Oakley \_\_\_\_\_ 1927,28  
 Carlson, Raymond \_\_\_\_\_ 1946,47,48  
 Carr, Spencer \_\_\_\_\_ 1893  
 Carroll, John \_\_\_\_\_ 1983  
 Carter, Ricchard \_\_\_\_\_ 1995,96,97  
 Case, Lyman \_\_\_\_\_ 1930,31  
 Casey, Tyler \_\_\_\_\_ 1993  
 Cassidy, Alan \_\_\_\_\_ 1968,69,70  
 Castillo, Greg \_\_\_\_\_ 2009,10,11,12  
 Cato, David \_\_\_\_\_ 2008,09  
 Cavole, Racior \_\_\_\_\_ 1968,69,70  
 Cervanak, William \_\_\_\_\_ 1961  
 Cervantes, Edgar \_\_\_\_\_ 2000,01,02,03  
 Chalmers, Andrew \_\_\_\_\_ 1904,05  
 Chambers, Brett \_\_\_\_\_ 1994,95,96  
 Chambers, Dave \_\_\_\_\_ 1982,83  
 Chandler, Nate \_\_\_\_\_ 2002,03  
 Chandler, Scott \_\_\_\_\_ 2003,04,05,06  
 Chaney, Jr., Paul \_\_\_\_\_ 2007,09,10  
 Chappelle, Keith \_\_\_\_\_ 1979,80  
 Charlton, Clyde \_\_\_\_\_ 1919  
 Chase, William \_\_\_\_\_ 1897  
 Chatterton, Robert \_\_\_\_\_ 1926,27  
 Chelf, Donald \_\_\_\_\_ 1951,52,53  
 Chinander, Bret \_\_\_\_\_ 2005  
 Chinander, Erik \_\_\_\_\_ 2002  
 Christensen, Jake \_\_\_\_\_ 2006,07,08  
 Christian, Kennon \_\_\_\_\_ 2004,05,06



Christie, Malcolm \_\_\_\_\_ 1987  
 Churchill, Ray \_\_\_\_\_ 1968  
 Cilek, Mike \_\_\_\_\_ 1967,68,69  
 Clark, Craig \_\_\_\_\_ 1984,85,86,87  
 Clark, Dallas \_\_\_\_\_ 2000,01,02  
 Clark, Gary \_\_\_\_\_ 1988,89,90,91  
 Clark, Jerry \_\_\_\_\_ 1952,53  
 Clark, Raj \_\_\_\_\_ 1997,98  
 Clark, Richard \_\_\_\_\_ 1959  
 Clauson, Richard \_\_\_\_\_ 1959,60  
 Clauss, Jared \_\_\_\_\_ 2000,01,02,03  
 Clayborn, Adrian \_\_\_\_\_ 2007,08,09,10  
 Clayton, Jeff \_\_\_\_\_ 1972  
 Clearman, Eugene \_\_\_\_\_ 1931  
 Clement, Dave \_\_\_\_\_ 1968,69,70  
 Clemons, Craig \_\_\_\_\_ 1969,70,71  
 Clemons, Homer \_\_\_\_\_ 1910,12  
 Cleveland, James \_\_\_\_\_ 2007  
 Cmejrek, James \_\_\_\_\_ 1964,65  
 Coast, Preston \_\_\_\_\_ 1889  
 Coast, William \_\_\_\_\_ 1898  
 Coats, Billy \_\_\_\_\_ 1993,94,95,96  
 Cody, Jim \_\_\_\_\_ 1978  
 Coker, Marcus \_\_\_\_\_ 2010,11  
 Coldren, Clymer \_\_\_\_\_ 1894  
 Coldren, Paul \_\_\_\_\_ 1895,96  
 Coldren, Stevens \_\_\_\_\_ 1894,95  
 Cole, Colin \_\_\_\_\_ 1999,2000, 01,02  
 Cole, Mel \_\_\_\_\_ 1979,80,81  
 Coleman, Jacody \_\_\_\_\_ 2007,08  
 Collins, Benjamin \_\_\_\_\_ 1908,09  
 Collins, Marcus \_\_\_\_\_ 2011,12  
 Collins, Tony \_\_\_\_\_ 1997  
 Collins, William \_\_\_\_\_ 1893,94  
 Comly, Ross \_\_\_\_\_ 1908  
 Commack, Donald \_\_\_\_\_ 1949,50,51  
 Commings, Bob \_\_\_\_\_ 1953,56,57  
 Commings, Bobby Jr. \_\_\_\_\_ 1977,78  
 Conatser, Ron \_\_\_\_\_ 1973  
 Conklin, Joe \_\_\_\_\_ 2009  
 Connor, Edward \_\_\_\_\_ 1907  
 Conrad, Carl \_\_\_\_\_ 1938  
 Considine, Sean \_\_\_\_\_ 2001,02,03,04  
 Converse, Willard \_\_\_\_\_ 1894  
 Cook, Jesse \_\_\_\_\_ 1976,77  
 Cook, Marv \_\_\_\_\_ 1985,86,87,88  
 Cooks, Kerry \_\_\_\_\_ 1994,95,96,97  
 Cooley, Clark \_\_\_\_\_ 1927  
 Cooper, Darian \_\_\_\_\_ 2012,13,15  
 Corbin, Zane \_\_\_\_\_ 1981,82,83,84  
 Cotton, Jordan \_\_\_\_\_ 2012,13  
 Cotton, Marshall \_\_\_\_\_ 1985,86,87  
 Coulthard, George \_\_\_\_\_ 1900,03  
 Couppee, Al \_\_\_\_\_ 1939,40,41  
 Cox, Adam \_\_\_\_\_ 2013,15  
 Cox, Arthur \_\_\_\_\_ 1889,90  
 Cozad, Jim \_\_\_\_\_ 1943,46,47,48  
 Crain, Maurea \_\_\_\_\_ 1990,91,92,93  
 Crank, Ernest \_\_\_\_\_ 1992,93  
 Crayne, Dick \_\_\_\_\_ 1933,34,35  
 Creer, Nate \_\_\_\_\_ 1982,83,84,85  
 Crees, Barry \_\_\_\_\_ 1966,67,68  
 Crocker, Tracy \_\_\_\_\_ 1978,79,80,81  
 Crockett, Robbie \_\_\_\_\_ 1999,2000,01  
 Cronin, Ben \_\_\_\_\_ 2003,04,05  
 Cross, Alan \_\_\_\_\_ 1989,90,91,92  
 Cross, Charles \_\_\_\_\_ 1970,71,72  
 Cross, Clarence \_\_\_\_\_ 1944

Crossley, James \_\_\_\_\_ 1890  
 Croston, Cole \_\_\_\_\_ 2014,15  
 Croston, Dave \_\_\_\_\_ 1984,85,86  
 Croston, Jeff \_\_\_\_\_ 1987,88  
 Crouse, Jim \_\_\_\_\_ 1969  
 Crowe, Kyle \_\_\_\_\_ 1986  
 Crull, Gary \_\_\_\_\_ 1976,77  
 Cuhel, Frank \_\_\_\_\_ 1926,27  
 Cummins, Cameron \_\_\_\_\_ 1952,53,54  
 Cunningham, Alonzo \_\_\_\_\_  
 \_\_\_\_\_ 1998,99,2000,01  
 Cunningham, Rich \_\_\_\_\_ 1976,77  
 Curran, Francis \_\_\_\_\_ 1940,41,42  
 Curran, Ted \_\_\_\_\_ 1942,46,47  
 Curry, Paul \_\_\_\_\_ 1910,11,12  
 Cutler, F. H. \_\_\_\_\_ 1890  
 Cutting, Elmer \_\_\_\_\_ 1895

**-D-**

Dailey, Mike \_\_\_\_\_ 1990,92,93  
 Dallas, William \_\_\_\_\_ 1944  
 Daniel, Lebron \_\_\_\_\_ 2008,09,10,11  
 Daniels, Charles \_\_\_\_\_ 1952  
 Daniels, James \_\_\_\_\_ 2015  
 Daniels, \_\_\_\_\_  
 Daniels, Mike \_\_\_\_\_ 2009,10,11  
 Dalton, Harold \_\_\_\_\_ 2007,08  
 Danner, David \_\_\_\_\_ 1943  
 Danzy, Charles \_\_\_\_\_ 1975,76,77,78  
 Darling, Craig \_\_\_\_\_ 1970,71,72  
 Dauber, Raymond \_\_\_\_\_ 1923,24,25  
 Davis, Bruce \_\_\_\_\_ 1974,75,76  
 Davis, Bruce \_\_\_\_\_ 2008,09  
 Davis, Calvin \_\_\_\_\_ 2003,04,05,06  
 Davis, Carl \_\_\_\_\_ 2012,13,14  
 Davis, Champ \_\_\_\_\_ 2003,04,05,06  
 Davis, Chet \_\_\_\_\_ 1987,88  
 Davis, George \_\_\_\_\_ 1983,84,85,86  
 Davis, Ian \_\_\_\_\_ 1995  
 Davis, Jeff \_\_\_\_\_ 1979  
 Davis, John \_\_\_\_\_ 1915,16,17  
 Davis, Keenan \_\_\_\_\_ 2009,10,11,12  
 Davis, Rod \_\_\_\_\_ 1988,89,90,91  
 Davis, Scott \_\_\_\_\_ 1989,90, 91, 92  
 Davis, Victor \_\_\_\_\_ 1962  
 Davison, Derrick \_\_\_\_\_ 1999,2000  
 Dawkins, Ma'Quan \_\_\_\_\_ 2003,04,05,06  
 Dawson, Carl \_\_\_\_\_ 1892  
 Day, David \_\_\_\_\_ 1946  
 Day, Shane \_\_\_\_\_ 1993,94  
 Deal, Chad \_\_\_\_\_ 1997,98,99  
 Dean, Anthony \_\_\_\_\_ 1991,92,93,94  
 Dean, Floyd \_\_\_\_\_ 1937,38,39  
 Dean, Pat \_\_\_\_\_ 1978,79,80,81  
 DeAntona, Joseph \_\_\_\_\_ 1963,64  
 Deasy, Richard \_\_\_\_\_ 1954,55,56  
 Dee, Clarence \_\_\_\_\_ 1934  
 Dee, James \_\_\_\_\_ 1930  
 Deems, Oren \_\_\_\_\_ 1898  
 DeHeer, Floyd \_\_\_\_\_ 1935,36,37  
 DellaVedova, Tullio \_\_\_\_\_ 1931  
 DeNio, Earl \_\_\_\_\_ 1914  
 Denning, Charles \_\_\_\_\_ 1949,50,51  
 Densmore, Adam \_\_\_\_\_ 2002  
 Derby, A. J. \_\_\_\_\_ 2011  
 Derby, John \_\_\_\_\_ 1988,89,90,91  
 Derby, Zach \_\_\_\_\_ 2010,11,12  
 DeProspero, David \_\_\_\_\_ 1949,50,51

Deutsch, Phillip \_\_\_\_\_ 1962,63,64  
 DeVilder, Jeff \_\_\_\_\_ 1977,78  
 Devine, Aubrey \_\_\_\_\_ 1919,20,21  
 Devine, Glenn \_\_\_\_\_ 1919,20,21  
 Devlin, Joe \_\_\_\_\_ 1973,74,75  
 Devlin, Mike \_\_\_\_\_ 1989,90,91,92  
 DeVries, Jared \_\_\_\_\_ 1995,96,97,98  
 Diaco, Bobby \_\_\_\_\_ 1992,93,94,95  
 DiBona, Shane \_\_\_\_\_ 2010  
 DiCindio, William \_\_\_\_\_ 1960,61  
 Dick, Leo \_\_\_\_\_ 1912,13  
 Dickel, Dan \_\_\_\_\_ 1971,72,73  
 Dickerhoff, Del \_\_\_\_\_ 1941,42  
 Dickerson, Voris \_\_\_\_\_ 1932  
 Diehl, John \_\_\_\_\_ 1965,67  
 Diehl, Bill \_\_\_\_\_ 1939,40,41  
 Dillner, Mike \_\_\_\_\_ 1970,71,72  
 DiMarco, Al \_\_\_\_\_ 1947,48  
 Disser, Kelly \_\_\_\_\_ 1969,70,71  
 Dittmer, Jack \_\_\_\_\_ 1946,47,48,49  
 Divis, Greg \_\_\_\_\_ 1987,88  
 Dobrino, Don \_\_\_\_\_ 1954,55,56  
 Dodge, Tim \_\_\_\_\_ 1999,2000,01  
 Doering, Dan \_\_\_\_\_ 2007,08,09  
 Dolan, Bill \_\_\_\_\_ 1977,78  
 Dolezal, Mike \_\_\_\_\_ 1998,99,2000,01  
 Dolly, Edward \_\_\_\_\_ 1930,31,32  
 Donnal, Andrew \_\_\_\_\_ 2012,13,14  
 Donnelly, William \_\_\_\_\_ 1914,15,18  
 Donahue, Ryan \_\_\_\_\_ 2007,08,09,10  
 Donatell, Tom \_\_\_\_\_ 2010,11,12  
 Donovan, Ed \_\_\_\_\_ 1973,74,75  
 Donovan, Louis \_\_\_\_\_ 1902,03  
 Doran, Ralph \_\_\_\_\_ 1948  
 Dorsey, Don \_\_\_\_\_ 1932  
 Dougherty, Richard \_\_\_\_\_ 1962,63  
 Douglas, Dominique \_\_\_\_\_ 2006  
 Douglas, Jim \_\_\_\_\_ 1970  
 Douglas, Tim \_\_\_\_\_ 1998,99  
 Douthitt, Earl \_\_\_\_\_ 1972,73,74  
 Drahn, Glenn \_\_\_\_\_ 1948,49,50  
 Drake, Hugh \_\_\_\_\_ 1956,57,58  
 Draper, Sean \_\_\_\_\_ 2012,13,14,15  
 Driscoll, Ryan \_\_\_\_\_ 1994,95,96  
 Drost, Jeff \_\_\_\_\_ 1983,84,85,86  
 Dull, Jed \_\_\_\_\_ 1996,97,98,99  
 Dumont, Jason \_\_\_\_\_ 1989,90,91,92  
 Duncan, Floyd \_\_\_\_\_ 1915,16  
 Duncan, Randy \_\_\_\_\_ 1956,57,58  
 Dunham, Doug \_\_\_\_\_ 1977,78,79,80  
 Dunnigan, Pat \_\_\_\_\_ 1967,68,69  
 Duprey, Mike \_\_\_\_\_ 1994  
 Dutcher, Charles \_\_\_\_\_ 1891  
 Duzey, Jake \_\_\_\_\_ 2012,13,14,15  
 Dwight, Tim \_\_\_\_\_ 1994,95,96,97  
 Dye, Charles \_\_\_\_\_ 1900  
 Dye, Tyrone \_\_\_\_\_ 1972,73,74,75  
 Dyer, Walter \_\_\_\_\_ 1909

**-E-**

Early, Quinn \_\_\_\_\_ 1984,85,86,87  
 Eby, Moray \_\_\_\_\_ 1897,98,99,00  
 Edds, A. J. \_\_\_\_\_ 2006,07,08,09  
 Ede, Mark \_\_\_\_\_ 1995  
 Edmonds, Charles \_\_\_\_\_ 1895,96  
 Edson, Willis \_\_\_\_\_ 1899,1900  
 Edwards, Justin \_\_\_\_\_ 2006  
 Edwards, Michael \_\_\_\_\_ 1967,68,69

Egan, George \_\_\_\_\_ 1898  
 Ehret, James \_\_\_\_\_ 1909  
 Eicherly, Jack \_\_\_\_\_ 1936,37,38  
 Ejiasi, Chigozie \_\_\_\_\_ 2001,02,03,04  
 Ekakitie, Faith \_\_\_\_\_ 2015  
 Elbert, Donald \_\_\_\_\_ 1964  
 Elgin, Jeff \_\_\_\_\_ 1970  
 Elgin, Mike \_\_\_\_\_ 2004,05,06  
 Elliott, Bob \_\_\_\_\_ 1972,74,75  
 Elliott, Edward \_\_\_\_\_ 1906,07  
 Elliott, Lloyd \_\_\_\_\_ 1889,90,92,93  
 Ellis, Kent \_\_\_\_\_ 1977,78,79,80  
 Ellis, Kevin \_\_\_\_\_ 1977,78,79,80  
 Ellis, Thomas \_\_\_\_\_ 1952  
 Ely, Asher \_\_\_\_\_ 1900  
 Ely, Harold \_\_\_\_\_ 1928,29,30  
 Ely, Larry \_\_\_\_\_ 1967,68,69  
 Engeldiner, Karl \_\_\_\_\_ 1922  
 English, Steve \_\_\_\_\_ 1997,98  
 Enich, Mike \_\_\_\_\_ 1938,39,40  
 Ennis-Inge, Bill \_\_\_\_\_ 1993,94,95,96  
 Epenesa, Epenesa \_\_\_\_\_ 1997  
 Epps, Herschel \_\_\_\_\_ 1970  
 Erb, James \_\_\_\_\_ 1981  
 Ertz, Mike \_\_\_\_\_ 1988,89  
 Eshareturi, George \_\_\_\_\_ 2004  
 Essy, Mark \_\_\_\_\_ 1973,74  
 Estes, John \_\_\_\_\_ 1947  
 Eubanks, Rafael \_\_\_\_\_ 2006,07,08,09  
 Evans, Ben \_\_\_\_\_ 2010  
 Evans, Gary \_\_\_\_\_ 1976  
 Evans, Richard \_\_\_\_\_ 1937,38,39  
 Evenden, John \_\_\_\_\_ 1966  
 Ewen, Ettore \_\_\_\_\_ 2006  
 Ewen, Roger \_\_\_\_\_ 1959  
 Eyde, Matt \_\_\_\_\_ 1992,93

**-F-**

Fagerlind, Paul \_\_\_\_\_ 1944,45  
 Faind, Rod \_\_\_\_\_ 1967  
 Fairchild, Ron \_\_\_\_\_ 1949,50,51  
 Falconer, Adrian \_\_\_\_\_ 2015  
 Faley, Teddy Jo \_\_\_\_\_ 1990,91,92  
 Farmer, Thomas \_\_\_\_\_ 1940,41,42  
 Farrell, John \_\_\_\_\_ 1970,71,72  
 Farroh, Mike \_\_\_\_\_ 1928,29  
 Farroh, Shipley \_\_\_\_\_ 1936,37  
 Faske, Jerold \_\_\_\_\_ 1948,49,50  
 Favrow, Jim \_\_\_\_\_ 1980  
 Fechter, Russell \_\_\_\_\_ 1946  
 Fedders, Greg \_\_\_\_\_ 1987,88,89  
 Fee, Joseph \_\_\_\_\_ 1908,09  
 Fenstermaker, Andy \_\_\_\_\_ 2005,06  
 Fenton, Bill \_\_\_\_\_ 1951,52,53  
 Fequiere, Fritz \_\_\_\_\_ 1992,93,94  
 Ferentz, Brian \_\_\_\_\_ 2003,04,05  
 Ferentz, James \_\_\_\_\_ 2010,11,12  
 Ferentz, Steve \_\_\_\_\_ 2015  
 Ferguson, Dalton \_\_\_\_\_ 2015  
 Ferguson, James \_\_\_\_\_ 1942  
 Ferguson, Larry \_\_\_\_\_ 1959,60,62  
 Ferren, William \_\_\_\_\_ 1891  
 Ferroni, Mike \_\_\_\_\_ 1989,90,91,92  
 Ferry, Terry \_\_\_\_\_ 1964,65  
 Fetter, Mark \_\_\_\_\_ 1972,73,74,75  
 Feuerbach, Kerry \_\_\_\_\_ 1975,76  
 Fiedorowicz, C. J. \_\_\_\_\_ 2010,11,12,13  
 Ficeli, John \_\_\_\_\_ 1965,66

Fick, Rob \_\_\_\_\_ 1971,74  
 Filer, Rodney \_\_\_\_\_ 1993,94,95,96  
 Filloon, Jon \_\_\_\_\_ 1988,90,91  
 Fischer, Alan \_\_\_\_\_ 1962  
 Fischer, Darrell \_\_\_\_\_ 1923,24  
 Fisher, Cole \_\_\_\_\_ 2013,14,15  
 Fisher, Hugh \_\_\_\_\_ 1962  
 Fisher, Raymond \_\_\_\_\_ 1931,32,33  
 Fisher, Russell \_\_\_\_\_ 1933,34  
 Fisher, Scott \_\_\_\_\_ 1992  
 Fitzgerald, Greg \_\_\_\_\_ 1984  
 Flagg, Mike \_\_\_\_\_ 1984,85,86,87  
 Fleckenstein, Bill \_\_\_\_\_ 1923,24  
 Fleming, Maurice \_\_\_\_\_ 2013,14,15  
 Fleming, Willie \_\_\_\_\_ 1958  
 Flemister, Zeron \_\_\_\_\_ 1996,98,99  
 Fletcher, Bradley \_\_\_\_\_ 2005,06,07,08  
 Fletcher, Gary \_\_\_\_\_ 1962,63  
 Flood, Bud \_\_\_\_\_ 1944  
 Folland, Brian \_\_\_\_\_ 1984  
 Follett, Mike \_\_\_\_\_ 2002,03,04,05  
 Fontes, John \_\_\_\_\_ 1971  
 Ford, John \_\_\_\_\_ 1943  
 Forgy, Joe \_\_\_\_\_ 2011  
 Forte, Jeff \_\_\_\_\_ 1981  
 Fosdick, Robert \_\_\_\_\_ 1915,16  
 Foster, Gerald \_\_\_\_\_ 1931,33,34  
 Foster, Melvin \_\_\_\_\_ 1987,88,89,90  
 Foster, Palmer \_\_\_\_\_ 2013  
 Frantz, Tom \_\_\_\_\_ 1979,80  
 Frantz, Mike \_\_\_\_\_ 1974  
 Frazier, Chris \_\_\_\_\_ 1992  
 Frazier, Jim \_\_\_\_\_ 1977,78,80,81  
 Freeman, James \_\_\_\_\_ 1953,54,55  
 Freeman, Marshall \_\_\_\_\_ 2003  
 Frey, Harry \_\_\_\_\_ 1943  
 Fritz, Carl \_\_\_\_\_ 1906,07  
 Fry, Westley \_\_\_\_\_ 1923,24,25  
 Fryauf, Donald \_\_\_\_\_ 1948  
 Frye, George \_\_\_\_\_ 1939,40,41  
 Frymire, Richard \_\_\_\_\_ 1951,52  
 Fuahala, Hausia \_\_\_\_\_ 1993,94  
 Fuhrman, John \_\_\_\_\_ 1927,28,29  
 Furlong, Kevin \_\_\_\_\_ 1957,58

**-G-**

Gabelmann, Zach \_\_\_\_\_ 2003,04,05,06  
 Gaglione, Joe \_\_\_\_\_ 2012  
 Gaines, Richard \_\_\_\_\_ 1895,96  
 Gair, Anthony \_\_\_\_\_ 2013,14,15  
 Gales, Pete \_\_\_\_\_ 1978,79,80,81  
 Gallagher, Frank \_\_\_\_\_ 1936,37  
 Gallagher, Jack \_\_\_\_\_ 1933,34,35  
 Gallagher, James \_\_\_\_\_ 1917  
 Gallagher, William B. \_\_\_\_\_ 1937,39,40  
 Gallagher, William F. \_\_\_\_\_ 1943  
 Gallery, John \_\_\_\_\_ 2005  
 Gallery, Nick \_\_\_\_\_ 1993,94,95,96  
 Gallery, Robert \_\_\_\_\_ 2000,01,02,03  
 Galloway, Ledrue \_\_\_\_\_ 1924  
 Gambol, Chris \_\_\_\_\_ 1985,86  
 Gancarczyk, Jacob \_\_\_\_\_ 2003  
 Gardner, Drew \_\_\_\_\_ 2006,07,08  
 Gardner, John \_\_\_\_\_ 1895,96,97  
 Garmon, Greg \_\_\_\_\_ 2012  
 Garretson, Herman \_\_\_\_\_ 1914,15  
 Gates, Ben \_\_\_\_\_ 2004,05  
 Gattas, Bryon \_\_\_\_\_ 2006,07

Gaul, Tommy \_\_\_\_\_ 2013,14  
 Gear, Bruce \_\_\_\_\_ 1983,84,85,86  
 Geary, Chad \_\_\_\_\_ 2006,07,08,09  
 Geater, Ron \_\_\_\_\_ 1988,90,91  
 Gehrke, Del \_\_\_\_\_ 1964  
 Geigel, Robert \_\_\_\_\_ 1946,47,48,49  
 George, Leon \_\_\_\_\_ 1945  
 Gerleman, Loren \_\_\_\_\_ 1981,82  
 German, Burt \_\_\_\_\_ 1891  
 Gettis, Adam \_\_\_\_\_ 2010,11  
 Ghery, Jesse \_\_\_\_\_ 1999  
 Giacobazzi, Tony \_\_\_\_\_ 1962,63,64  
 Gibbons, James \_\_\_\_\_ 1955,56,57  
 Gibbs, Frank \_\_\_\_\_ 1903  
 Gibbs, Richard \_\_\_\_\_ 1965,66  
 Gibbs, Robert \_\_\_\_\_ 1966,67,68  
 Gibson, Damon \_\_\_\_\_ 1995,96,97  
 Gibson, Ed \_\_\_\_\_ 1995,96,97  
 Giesen, Glen \_\_\_\_\_ 1999  
 Gilbaugh, Greg \_\_\_\_\_ 1977,78,79,80  
 Gilleard, Burdell \_\_\_\_\_ 1940  
 Gill, Owen \_\_\_\_\_ 1981,82,83,84  
 Gillette, Charles \_\_\_\_\_ 1892  
 Gilliam, Frank \_\_\_\_\_ 1953,54,56  
 Gilson, Chad \_\_\_\_\_ 2014  
 Gimm, Jonathan \_\_\_\_\_ 2009,11,12  
 Ginsberg, Louis \_\_\_\_\_ 1945,48,49,50  
 Glasener, Paul \_\_\_\_\_ 1943  
 Glass, Bill \_\_\_\_\_ 1983,84  
 Glasgow, Willis \_\_\_\_\_ 1927,28,29  
 Glonek, Paul \_\_\_\_\_ 1987  
 Gochenour, Ed \_\_\_\_\_ 1988,89  
 Godfrey, Charles \_\_\_\_\_ 2004,05,06,07  
 Goff, Mike \_\_\_\_\_ 1994,95,96,97  
 Golden, Paul \_\_\_\_\_ 1945  
 Goodman, Grant \_\_\_\_\_ 1985,86,87,88  
 Gordenier, Sheldon \_\_\_\_\_ 1934,35  
 Gorrell, Andrew \_\_\_\_\_ 1889  
 Graham, Donald \_\_\_\_\_ 1923,24,25  
 Granger, Norm \_\_\_\_\_ 1980,81,82,83  
 Granquist, Aaron \_\_\_\_\_ 1995,96  
 Grant, Duane \_\_\_\_\_ 1966,67,68  
 Grant, Marcus \_\_\_\_\_ 2011  
 Gray, Lee \_\_\_\_\_ 2004  
 Grayson, Lemuel \_\_\_\_\_ 1977,78,79,80  
 Gravel, William \_\_\_\_\_ 1956,57,58  
 Green, Dennis \_\_\_\_\_ 1968,69,70  
 Green, Jeff \_\_\_\_\_ 1978  
 Green, Lester \_\_\_\_\_ 1954  
 Green, Steve \_\_\_\_\_ 1988  
 Green, Thomas \_\_\_\_\_ 1905  
 Green, William C. \_\_\_\_\_ 1939,40,41  
 Green, William F. \_\_\_\_\_ 1948,49,50  
 Greene, Chris \_\_\_\_\_ 1992  
 Greene, Shonn \_\_\_\_\_ 2005,06,08  
 Greenway, Chad \_\_\_\_\_ 2002,03,04,05  
 Greenwood, Brett \_\_\_\_\_ 2007,08,09,10  
 Greenwood, Glen \_\_\_\_\_ 1917,18  
 Greiner, Justin \_\_\_\_\_ 2010  
 Greving, Aaron \_\_\_\_\_ 2000,01  
 Grier, Robert \_\_\_\_\_ 1962,63  
 Griffen, Harold \_\_\_\_\_ 1923,24,25  
 Griffin, Festus \_\_\_\_\_ 1896  
 Griffith, Dwight \_\_\_\_\_ 1901,03,04  
 Griffith, John \_\_\_\_\_ 1897,98,99,00  
 Grigsby, Herb \_\_\_\_\_ 2005,06  
 Grimm, Lloyd \_\_\_\_\_ 1926,27,28  
 Grine, Tom \_\_\_\_\_ 1974,75,76

Griswold, Bryce \_\_\_\_\_ 2009  
 Grogan, Tom \_\_\_\_\_ 1981,82,83  
 Gross, Raymond \_\_\_\_\_ 1907,08,09  
 Gross, Samuel \_\_\_\_\_ 1913,14,15  
 Grothus, Joseph \_\_\_\_\_ 1943,46,47,48  
 Grouwinkel, Gary \_\_\_\_\_ 1956,57,58  
 Grubb, Frank \_\_\_\_\_ 1915,16  
 Gruver, Bob \_\_\_\_\_ 1967,69  
 Gunderson, Arthur \_\_\_\_\_ 1912,13,14  
 Guthrie, Eric \_\_\_\_\_ 2011  
 Gusolis, Frank \_\_\_\_\_ 1894  
 Gustafson, Robert \_\_\_\_\_ 1945  
 Gutshall, Tim \_\_\_\_\_ 1976,77,78  
 Guy, Willie \_\_\_\_\_ 1993,94,95  
 Guzowski, Anthony \_\_\_\_\_ 1946,47,48

**-H-**

Haganman, Kyle \_\_\_\_\_ 2010  
 Hager, John \_\_\_\_\_ 1979  
 Hagerty, Lorin \_\_\_\_\_ 1927,29  
 Hagler, Collins \_\_\_\_\_ 1955,56,57  
 Haight, Dave \_\_\_\_\_ 1985,86,87,88  
 Haight, Mike \_\_\_\_\_ 1983,84,85  
 Hain, Robert \_\_\_\_\_ 1958,59  
 Hall, John \_\_\_\_\_ 1952,53,54  
 Hall, Shane \_\_\_\_\_ 1998,99,2000,01  
 Hall, Shelley \_\_\_\_\_ 1891  
 Hallstrom, Ron \_\_\_\_\_ 1981  
 Halliburton, James \_\_\_\_\_ 1948  
 Haltom, Warren \_\_\_\_\_ 1934  
 Haluska, Blake \_\_\_\_\_ 2013  
 Hamilton, Chris \_\_\_\_\_ 1969  
 Hamilton, Ray \_\_\_\_\_ 2011,12,13,14  
 Hammann, Gregg \_\_\_\_\_ 1984  
 Hammond, Jack \_\_\_\_\_ 1945  
 Hampton, Jewel \_\_\_\_\_ 2008  
 Hancock, John \_\_\_\_\_ 1922,23,24  
 Hand, Tom \_\_\_\_\_ 1942,45  
 Hanks, Merton \_\_\_\_\_ 1987,88,89,90  
 Hanlon, Thomas \_\_\_\_\_ 1909  
 Hanna, Tim \_\_\_\_\_ 1982,83  
 Hansen, James \_\_\_\_\_ 1944  
 Hansen, Ryan \_\_\_\_\_ 1998,99,2000  
 Hanson, Henry \_\_\_\_\_ 1909,11,12  
 Hantelmann, Harold \_\_\_\_\_ 1930,31  
 Happel, Bill \_\_\_\_\_ 1983,84,85  
 Happel, William \_\_\_\_\_ 1955,56,57  
 Haralson, Aramis \_\_\_\_\_ 2001  
 Harberts, Deven \_\_\_\_\_ 1987,88  
 Hardt, Kim \_\_\_\_\_ 1971  
 Hardy, Mike \_\_\_\_\_ 2012,13,14  
 Harmon, Kevin \_\_\_\_\_ 1985,86,87  
 Harmon, Ronnie \_\_\_\_\_ 1982,83,84,85  
 Harrell, George \_\_\_\_\_ 1959  
 Harrington, Herlyn \_\_\_\_\_ 1979,80  
 Harris, Carl \_\_\_\_\_ 1965  
 Harris, Dave \_\_\_\_\_ 1970,71,72  
 Harris, Fred \_\_\_\_\_ 1955,56,57  
 Harris, Homer \_\_\_\_\_ 1935,36,37  
 Harris, Sammie \_\_\_\_\_ 1960,61,62  
 Harthorne, Romero \_\_\_\_\_ 1972  
 Hartlieb, Chuck \_\_\_\_\_ 1986,87,88  
 Hartlieb, Jim \_\_\_\_\_ 1989,90,91,92  
 Hartlieb, John \_\_\_\_\_ 1991,92,93,94  
 Hartman, Craig \_\_\_\_\_ 1983,84  
 Harty, Frank \_\_\_\_\_ 1980  
 Harty, John \_\_\_\_\_ 1977,78,79,80  
 Hass, Wilmon \_\_\_\_\_ 1932

Hastings, Irving \_\_\_\_\_ 1906,07,08  
 Hatch, James \_\_\_\_\_ 1952,54  
 Hatch, Toni \_\_\_\_\_ 1955,56  
 Hauge, Gerhard \_\_\_\_\_ 1930  
 Haugo, Tom \_\_\_\_\_ 1967,68  
 Haussman, Robert \_\_\_\_\_ 1956  
 Hawley, Ron \_\_\_\_\_ 1982,83  
 Hawkins, Max \_\_\_\_\_ 1939,40  
 Hawthorne, George \_\_\_\_\_ 1988,89  
 Hay, Jim \_\_\_\_\_ 1930  
 Hayes, Jonathan \_\_\_\_\_ 1982,83,84  
 Hayes, John \_\_\_\_\_ 1966,67  
 Hayes, Robert \_\_\_\_\_ 1894  
 Hayes, Tom \_\_\_\_\_ 1968,69,70  
 Hayman, Phillip \_\_\_\_\_ 1952  
 Haymen, Phil \_\_\_\_\_ 1973  
 Hazard, Charles \_\_\_\_\_ 1907,08,09  
 Head, James \_\_\_\_\_ 1954  
 Headington, Ronald \_\_\_\_\_ 1946,47,48  
 Heald, Albert \_\_\_\_\_ 1890  
 Hearn, Greg \_\_\_\_\_ 1973  
 Hedgeman, Erric \_\_\_\_\_ 1982,83  
 Hegg, Phil \_\_\_\_\_ 1976  
 Heil, Lynn \_\_\_\_\_ 1972,73,74  
 Heldt, John \_\_\_\_\_ 1918,19,20,21  
 Helgens, James \_\_\_\_\_ 1961  
 Helms, Jory \_\_\_\_\_ 2003  
 Helverson, Scott \_\_\_\_\_ 1984,85  
 Hendricks, John \_\_\_\_\_ 1965,66,67  
 Hendryx, Richard \_\_\_\_\_ 1964,65  
 Henlon, Jason \_\_\_\_\_ 1993,94  
 Heppner, Joe \_\_\_\_\_ 1973,74  
 Herbert, Vane \_\_\_\_\_ 1901  
 Herbst, Taylor \_\_\_\_\_ 2009  
 Herington, Ken \_\_\_\_\_ 1970  
 Herman, Brad \_\_\_\_\_ 2008,09,10,11  
 Herman, Robert \_\_\_\_\_ 1937  
 Herrera, Hugo \_\_\_\_\_ 2000  
 Herrig, Carl \_\_\_\_\_ 1894  
 Herron, Anthony \_\_\_\_\_ 1997,98,99,2000  
 Hess, Jack \_\_\_\_\_ 1951,52  
 Hess, Jay \_\_\_\_\_ 1987  
 Hess, John \_\_\_\_\_ 1894  
 Hesse, Parker \_\_\_\_\_ 2015  
 Hickman, Randall \_\_\_\_\_ 1930,31  
 Higdon, Grover \_\_\_\_\_ 1929,30  
 Hild, John \_\_\_\_\_ 1934,35,36  
 Hilgenberg, Eric \_\_\_\_\_ 1994,95  
 Hilgenberg, Jay \_\_\_\_\_ 1977,78,79,80  
 Hilgenberg, Jerry \_\_\_\_\_ 1951,52,53  
 Hilgenberg, Jim \_\_\_\_\_ 1974,75,77  
 Hilgenberg, Joel \_\_\_\_\_ 1980,81,82,83  
 Hilgenberg, Wally \_\_\_\_\_ 1961,62,63  
 Hill, Bobby \_\_\_\_\_ 1975,78,79  
 Hill, Kahlil \_\_\_\_\_ 1998,2000,01  
 Hilliard, Loren \_\_\_\_\_ 1962  
 Hilliard, Matt \_\_\_\_\_ 1990,91,92,93  
 Hillyer, Jacob \_\_\_\_\_ 2012,13,14,15  
 Hilsabaek, Daniel \_\_\_\_\_ 1964,65,66  
 Hines, Don \_\_\_\_\_ 1925,26  
 Hinkel, Ed \_\_\_\_\_ 2002,03,04,05  
 Hinton, Alfred \_\_\_\_\_ 1959,60,61  
 Hitchens, Anthony \_\_\_\_\_ 2010,11,12,13  
 Hobbs, Darrell \_\_\_\_\_ 1977,78  
 Hobbs, Samuel \_\_\_\_\_ 1895,96,97,98  
 Hodge, Abdul \_\_\_\_\_ 2002,03,04,05  
 Hodges, Howard \_\_\_\_\_ 2000,01,02,03  
 Hodoway, Stephen \_\_\_\_\_ 1964,66





Hoerlein, Hans \_\_\_\_\_ 1910  
 Hoerner, Dick \_\_\_\_\_ 1942,46  
 Hoff, Robert \_\_\_\_\_ 1948,49,50  
 Hoffman, Lloyd \_\_\_\_\_ 1933  
 Hoinkes, Karl \_\_\_\_\_ 1970  
 Hogarty, John \_\_\_\_\_ 1979  
 Holbrok, Frank \_\_\_\_\_ 1895,96  
 Hollenbeck, Henry \_\_\_\_\_ 1901,02  
 Hollis, Wilburn \_\_\_\_\_ 1959,60,61  
 Holloway, Warren \_\_\_\_\_ 2002,03,04  
 Holman, Tarig \_\_\_\_\_ 1997,98,99  
 Holmes, Bob \_\_\_\_\_ 1974,75  
 Holmes, Frank \_\_\_\_\_ 1970,71,72  
 Holmes, George \_\_\_\_\_ 1915  
 Holmstrom, Tim \_\_\_\_\_ 1977,78  
 Holsclaw, Dave \_\_\_\_\_ 1977,78,79  
 Holtorf, Gene \_\_\_\_\_ 1976,79  
 Honnold, Brian \_\_\_\_\_ 1991  
 Hook, Tork \_\_\_\_\_ 1987,88,89  
 Hooks, Mike \_\_\_\_\_ 1980,82,83,84  
 Hoover, Dwight \_\_\_\_\_ 1933,34,35  
 Horn, Donald \_\_\_\_\_ 1957,58,59  
 Hornaday, Mike \_\_\_\_\_ 1993  
 Hornok, Mark \_\_\_\_\_ 1994  
 Horton, Larry \_\_\_\_\_ 1970,71  
 Hosier, Scott \_\_\_\_\_ 1993,94  
 Hough, Andrew \_\_\_\_\_ 1951,52,53  
 Houghtlin, Rob \_\_\_\_\_ 1985,86,87  
 Houghton, Max \_\_\_\_\_ 1912,13,14  
 House, Jason \_\_\_\_\_ 1994,95,96,97  
 Hoveland, Jason \_\_\_\_\_ 2002  
 Howard, Joseph \_\_\_\_\_ 1943  
 Howard, Sherman \_\_\_\_\_ 1946  
 Howell, Lloyd \_\_\_\_\_ 1899  
 Hudson, David \_\_\_\_\_ 1985,86,87,88  
 Hudson, James \_\_\_\_\_ 1943  
 Huff, Terry \_\_\_\_\_ 1964,67  
 Hufford, Joe \_\_\_\_\_ 1976,77,78  
 Hufford, Mike \_\_\_\_\_ 1980,81,82,83  
 Hufford, Paul \_\_\_\_\_ 1982,83,84  
 Hughes, Danan \_\_\_\_\_ 1989,90,91,92  
 Hughes, Matt \_\_\_\_\_ 1995,96,97,98  
 Hughes, Thomas \_\_\_\_\_ 1943  
 Hujsak, Jim \_\_\_\_\_ 1989,90,91  
 Hulet, Jake \_\_\_\_\_ 2015  
 Hull, John \_\_\_\_\_ 1892  
 Humpal, Mike \_\_\_\_\_ 2005,06,07  
 Humphrey, Tom \_\_\_\_\_ 1984,85  
 Humphreys, Lloyd \_\_\_\_\_ 1958,59,60  
 Humphries, Charlie \_\_\_\_\_ 1982  
 Hunter, Jack \_\_\_\_\_ 1945,46  
 Hunter, Jeremiha \_\_\_\_\_ 2007,08,09,10  
 Hunter, Keith \_\_\_\_\_ 1981,82,83,84  
 Huntmark, Cody \_\_\_\_\_ 2007  
 Hutorods, Clint \_\_\_\_\_ 2005,06  
 Hunzelman, Harry \_\_\_\_\_ 1916,17,18,19  
 Hurley, Brion \_\_\_\_\_ 1993,94,95,96  
 Hutchinson, Roy \_\_\_\_\_ 1952  
 Hyde, Micah \_\_\_\_\_ 2009,10,11,12  
 Hyland, Mike \_\_\_\_\_ 1908,09,10

**-I-**

Ibanez, Raul \_\_\_\_\_ 1979,80  
 Ingersoll, Clarence \_\_\_\_\_ 1893,94  
 Inman, Donald \_\_\_\_\_ 1952,54  
 Ireland, Robert \_\_\_\_\_ 1943  
 Irvine, Charles \_\_\_\_\_ 1937,38  
 Iverson, Iver \_\_\_\_\_ 1894,95,96

Iwebema, Kenny \_\_\_\_\_ 2004,05,06,07

**-J-**

Jackson, Andre \_\_\_\_\_ 1972,73,74,75  
 Jackson, Andrew \_\_\_\_\_ 1966,67,68  
 Jackson, Chris \_\_\_\_\_ 1992,93,94,95  
 Jackson, Dave \_\_\_\_\_ 1974  
 Jackson, Josh \_\_\_\_\_ 2015  
 Jackson, Mike \_\_\_\_\_ 1976,77,79  
 Jackson, Tony \_\_\_\_\_ 2001,02,03,04  
 Jackson, Trey \_\_\_\_\_ 1982  
 Jacobsen, Grover \_\_\_\_\_ 1914,15  
 Jagodinski, Shawn \_\_\_\_\_ 1993  
 Jakoubek, Frank \_\_\_\_\_ 1934,36  
 James, Carlos \_\_\_\_\_ 1990,91,92  
 Janda, Jon \_\_\_\_\_ 1957  
 Jansen, Jeff \_\_\_\_\_ 1980,81  
 Jaqua, Franklin \_\_\_\_\_ 1920  
 Jasper, Harold \_\_\_\_\_ 1991,92,93,94  
 Jauch, Ray \_\_\_\_\_ 1957,58,59  
 Jay, John \_\_\_\_\_ 1976  
 Jehle, Kenneth \_\_\_\_\_ 1955  
 Jenkins, Albert \_\_\_\_\_ 1916,17  
 Jenkison, Jerry \_\_\_\_\_ 1957  
 Jensen, Erik \_\_\_\_\_ 2000,01,02,03  
 Jensen, Jim \_\_\_\_\_ 1972,73,74,75  
 Jenvold, Leo \_\_\_\_\_ 1928,29,30  
 Jenvold, Lloyd \_\_\_\_\_ 1929,30  
 Jerrick, Roger \_\_\_\_\_ 1971,72,73  
 Jeschke, Bob \_\_\_\_\_ 1975  
 Jessen, Ernest \_\_\_\_\_ 1926,27,28  
 Jeter, Bob \_\_\_\_\_ 1957,58,59  
 Jewell, John \_\_\_\_\_ 1907  
 Jewell, Josey \_\_\_\_\_ 2014-15  
 Jewell, Walter \_\_\_\_\_ 1917  
 Johnson, Arthur \_\_\_\_\_ 1945  
 Johnson, Craig \_\_\_\_\_ 1971,73  
 Johnson, D. J. \_\_\_\_\_ 1998,99,2001,02  
 Johnson, Eliza \_\_\_\_\_ 1892  
 Johnson, Jaleel \_\_\_\_\_ 2014,15  
 Johnson, Jerry \_\_\_\_\_ 1969,70,71  
 Johnson, Jim \_\_\_\_\_ 1987,88,89,90  
 Johnson, Jovon \_\_\_\_\_ 2002,03,04,05  
 Johnson, Troy \_\_\_\_\_ 2007,08,09,10  
 Johnson-Koulianos, Derrell \_\_\_\_\_ 2007,08,09,10  
 Johnston, Albert \_\_\_\_\_ 1903  
 Johnston, Ubhart \_\_\_\_\_ 1949,50,51  
 Jones, C. J. \_\_\_\_\_ 2001,02  
 Jones, Cal \_\_\_\_\_ 1953,54,55  
 Jones, Charlie \_\_\_\_\_ 1981  
 Jones, Jamar \_\_\_\_\_ 1992,93  
 Jones, Kenny \_\_\_\_\_ 1991  
 Jones, Mike \_\_\_\_\_ 2003,04,05,06  
 Jones, Nyle \_\_\_\_\_ 1901,03,04  
 Jorden, R. E. \_\_\_\_\_ 1904  
 Joseph, Straun \_\_\_\_\_ 1981

**-K-**

Kadesky, Max \_\_\_\_\_ 1920,21,22  
 Kaeding, Nate \_\_\_\_\_ 2000,01,02,03  
 Kahl, Kent \_\_\_\_\_ 1993,94  
 Kaiser, Jim \_\_\_\_\_ 1970,71,72  
 Kaisershot, Quentin \_\_\_\_\_ 1947,49  
 Kampman, Aaron \_\_\_\_\_ 1998,99,2000,01  
 Kane, Roger \_\_\_\_\_ 1942,46  
 Kanellis, Alex \_\_\_\_\_ 2005,06  
 Kanellis, Eldan \_\_\_\_\_ 1955

Karras, Alex \_\_\_\_\_ 1956,57  
 Karras, Paul \_\_\_\_\_ 1958  
 Kasapis, Gus \_\_\_\_\_ 1961,62,63  
 Kasper, Kevin \_\_\_\_\_ 1998,99,2000  
 Katz, Ralph \_\_\_\_\_ 1944,45  
 Kaufmann, Robert \_\_\_\_\_ 1919,20  
 Kay, William \_\_\_\_\_ 1945,46,47,48  
 Keane, James \_\_\_\_\_ 1942  
 Kelley, James \_\_\_\_\_ 1934,35,38  
 Kellogg, Don \_\_\_\_\_ 1983,84  
 Kelly, Leo \_\_\_\_\_ 1916,17  
 Kelly, William \_\_\_\_\_ 1937  
 Kelly, William F. \_\_\_\_\_ 1897  
 Kelly William S. \_\_\_\_\_ 1918,19,20  
 Kelso, Jack \_\_\_\_\_ 1944,47  
 Kemp, Paul \_\_\_\_\_ 1952,53  
 Kennedy, Rick \_\_\_\_\_ 1992  
 Kenny, John \_\_\_\_\_ 2014  
 Kent, Ed \_\_\_\_\_ 1983  
 Kent, Maurice \_\_\_\_\_ 1904,05,06  
 Kepler, Richard \_\_\_\_\_ 1894,95  
 Keppy, Myron \_\_\_\_\_ 1986,87  
 Kerkhoff, Jared \_\_\_\_\_ 1998  
 Kersten, William \_\_\_\_\_ 1944,51  
 Kerwick, Joseph \_\_\_\_\_ 1914,15  
 Kesselring, Kyle \_\_\_\_\_ 2005  
 Kidd, Dillon \_\_\_\_\_ 2014,15  
 Killbreath, James \_\_\_\_\_ 1965  
 Kimber, Lloyd \_\_\_\_\_ 1987  
 Kimble, Dalton \_\_\_\_\_ 1964,65  
 King, Cliff \_\_\_\_\_ 1991,92,93  
 King, Desmond \_\_\_\_\_ 2013,14,15  
 King, Louis Jr. \_\_\_\_\_ 1946,47  
 King, Lou \_\_\_\_\_ 1978,79,80,81  
 King, Mitch \_\_\_\_\_ 2005,06,07,08  
 Kinnick, Nile \_\_\_\_\_ 1937,38,39  
 Kirk, Archie \_\_\_\_\_ 1912,13,14  
 Kirk, Carrol \_\_\_\_\_ 1906,07,08  
 Kirkland, Tommy \_\_\_\_\_ 1972  
 Kirksey, Christian \_\_\_\_\_ 2010,11,12,13  
 Kittle, Bruce \_\_\_\_\_ 1977,78,79,81  
 Kittle, George \_\_\_\_\_ 2013,14,15  
 Klein, Aron \_\_\_\_\_ 1995,96,97,98  
 Klein, Richard \_\_\_\_\_ 1956,57  
 Klimczak, Mike \_\_\_\_\_ 1974,75  
 Kline, John \_\_\_\_\_ 1991,92,93  
 Klingenberg, Theodore \_\_\_\_\_ 1897  
 Klinkenborg, Mike \_\_\_\_\_ 2004,05,06,07  
 Kloewer, Delmar \_\_\_\_\_ 1956,57  
 Klug, Karl \_\_\_\_\_ 2008,09,10  
 Klumpar, Emil \_\_\_\_\_ 1936,37  
 Kluver, Tyler \_\_\_\_\_ 2014,15  
 Knapp, David \_\_\_\_\_ 1890  
 Knapp, Karl \_\_\_\_\_ 1904  
 Knight, Tom \_\_\_\_\_ 1992,94,95,96  
 Knipper, Chris \_\_\_\_\_ 1995,96,97  
 Knotts, Melvin \_\_\_\_\_ 1957  
 Knowlton, Will \_\_\_\_\_ 1906,07  
 Knutson, Thomas \_\_\_\_\_ 1964,65,66  
 Koehn, Marshall \_\_\_\_\_ 2014,15  
 Koeppe, Jeff \_\_\_\_\_ 1986,87,88,89  
 Koeppe, Josh \_\_\_\_\_ 2008,09,10  
 Kokolus, Harry \_\_\_\_\_ 1971,72,73  
 Kooiker, Aaron \_\_\_\_\_ 1993,94,95  
 Koranda, Shawn \_\_\_\_\_ 2000  
 Kornbrath, Connor \_\_\_\_\_ 2012,13,14  
 Kostrubala, Gary \_\_\_\_\_ 1984,85,86  
 Kouba, Lumir \_\_\_\_\_ 1932

Kraguski, Paul \_\_\_\_\_ 1923,24,25  
 Kramer, Jeff \_\_\_\_\_ 1997,98  
 Kratch, Bob \_\_\_\_\_ 1985,86,87,88  
 Krause, Paul \_\_\_\_\_ 1961,62,63  
 Kreamer, Robert \_\_\_\_\_ 1962  
 Kreider, Andy \_\_\_\_\_ 1992,93  
 Kreiter, Casey \_\_\_\_\_ 2011,12,13  
 Kresensky, Walter \_\_\_\_\_ 1909  
 Kress, George \_\_\_\_\_ 1953,55,56  
 Krga, Robert \_\_\_\_\_ 1966  
 Krieger Coble, Henry \_\_\_\_\_ 2012,13,14,15  
 Kriehner, Herman \_\_\_\_\_ 1977,78  
 Krill, William \_\_\_\_\_ 1965  
 Kriz, Frank \_\_\_\_\_ 1917  
 Kriz, Jerome \_\_\_\_\_ 1931  
 Kriz, Leo \_\_\_\_\_ 1921,22,23  
 Kroemer, Mike \_\_\_\_\_ 1990  
 Kroul, Matt \_\_\_\_\_ 2005,06,07,08  
 Krull, Dave \_\_\_\_\_ 1969  
 Kuchel, Nick \_\_\_\_\_ 2009,10  
 Kuempel, Andy \_\_\_\_\_ 2008,09  
 Kuhn, Marvin \_\_\_\_\_ 1934  
 Kujawa, Paul \_\_\_\_\_ 1989,90,91,92  
 Kutsch, Nicholas \_\_\_\_\_ 1925,26

**-L-**

Laaveg, Paul \_\_\_\_\_ 1967,68,69  
 Lack, Will \_\_\_\_\_ 2002  
 Ladick, Gary \_\_\_\_\_ 1974,75  
 LaFleur, Dan \_\_\_\_\_ 1972,73,74  
 LaFleur, Jon \_\_\_\_\_ 1994,95,96,97  
 Lage, Robert \_\_\_\_\_ 1949,50,51  
 Lagomarcino, James \_\_\_\_\_ 1944  
 Lagota, John \_\_\_\_\_ 1965  
 Lamb, Bush \_\_\_\_\_ 1935,36,37  
 Lamerton, William \_\_\_\_\_ 1897  
 Lamot, Roger \_\_\_\_\_ 1965,66  
 Lampkin, Marvin \_\_\_\_\_ 1990,91,92  
 Lane, Coleman \_\_\_\_\_ 1968  
 Lange, Bill \_\_\_\_\_ 1990,92,93  
 Lange, J. P. \_\_\_\_\_ 1995,96,97  
 Langston, Jeff \_\_\_\_\_ 1956,58,59  
 Lannon, Robert \_\_\_\_\_ 1935,36,37  
 Lapham, William \_\_\_\_\_ 1957,58,59  
 Larrabee, William \_\_\_\_\_ 1891,92  
 Larsen, Blake \_\_\_\_\_ 2004  
 Larsen, Gary \_\_\_\_\_ 1965,66,67  
 Larson, Howard \_\_\_\_\_ 1943  
 Laster, Richard \_\_\_\_\_ 1946,47,48,49  
 Latta, George \_\_\_\_\_ 1961,62,63  
 Laufenberg, Doug \_\_\_\_\_ 1992,93  
 Laun, Charles \_\_\_\_\_ 1915,16,17  
 Lauterbach, Robert \_\_\_\_\_ 1942  
 Lavery, Michael \_\_\_\_\_ 1966,67  
 Lawrence, James \_\_\_\_\_ 1946,47  
 Lawrence, Larry \_\_\_\_\_ 1968,69  
 Law, Nico \_\_\_\_\_ 2011,12,13  
 Laws, Joe \_\_\_\_\_ 1931,32,33  
 Lawson, Bobby \_\_\_\_\_ 1976  
 Lawson, Bud \_\_\_\_\_ 1952,53,54  
 Lazar, Jon \_\_\_\_\_ 1975,76,77,78  
 Lee, Charles \_\_\_\_\_ 1958,59,60  
 Lee, J. F. \_\_\_\_\_ 1904  
 Lee, Phil \_\_\_\_\_ 1992  
 Lees, Paul \_\_\_\_\_ 1959  
 Legler, Charles \_\_\_\_\_ 1968,70  
 Leighton, Kalita \_\_\_\_\_ 1894,95,96  
 Leinbaugh, Lyle \_\_\_\_\_ 1952,53



Leppert, Wade	2008,09
Leonard, Aaron	1976,77
Leshyn, John	1958
Levelis, Joe	1981,82,83
Lewis, Edward	1889
Lewis, Farley	1965
Lewis, George	2000,01,02,04
Lewis, Jermelle	2002,03,04
Lewis, Mac	1956,57,58
Leytze, Rudolph	1934,35
LeZotte, Robert	1962,64
Liddy, Robert	1942,43,46
Liggett, Eugene	1935,36
Lightfoot, Andrew	1999,2000,01,02
Linebarger, Tom	1980
Lindenmeyer, Fred	1936,37
Lindsey, Edwin	1951,52,53
Link, Dave	1970
Littig, Victor	1893,94
Little, Ernest	1900
Little, George	1981,82,83,84
Locke, Gordon	1920,21,22
Loehlein, Harold	1945
Loftin, Ryan	1996,97,98
Lohman, Fred	1918,19
Lomax, Jordan	2011,13,14,15
Long, Chuck	1982,83,84,85
Long, David	1963,64,65
Long, Jerry	1949,50
Long, Pat	1971
Longley, Earl	1920
Longley, Robert	1947,48,49
Lopos, Mike	1974
Loufek, Robert	1931,32
Love Jordan, J. C.	1980,82,83,84
Lowdermilk, John	2011,12,13,14
Lowe, William	2009,10
Lowery, B. J.	2010,11,12,13
Luebcke, Henry	1938,39,40
Luebke, Tyler	2003,04
Lund, Ira	1945
Lutz, Richard	1970,71
Lynch, Lorin	1970,71
Lyon, Lynn	1961,62

### -M-

Mabin, Greg	2014,15
Mackey, Chris	1977
MacMillan, Nolan	2010,12,13
Macy, Clarence	1901
Mady, Hal	1992,93,94
Magnussen, Marcus	1929,32
Maher, John	1940,41
Mahmens, Mark	1977,78,79
Maine, Ernest	1895
Majerus, Ryan	2003,04,05,06
Major, Phillip	1965,66,67
Malmer, Clark	1971
Malone, Jerry	1984
Manders, Mark	1958,59,60
Manning, Ray	1968,69,70
Manson, Jason	2005,06
Mannino, Alfred	1942
Marchese, John	1985
Marciano, Peter	1986,87,88,89
Maresh, George	1901
Marsh, Rick	1973,75
Marshall, Ed	1989

Martens, Mike	1991
Martin, Dennis	1980
Martin, Richard	1943
Martin-Manley, Kevonte	2011,12,13,14
Masden, Howard	1932
Mason, Wayne	1935,36
Massaquoi, Siaka	2000,01
Masterson, Forrest	1942,44
Mastrogany, Nick	1929,30
Matheson, Eldean	1953,54,55
Matson, Gordon	1934,36
Matter, Dan	1975,76
Mattingly, Dave	1977
Mattison, Bryan	2004,05,06,07
Matykiewicz, Louis	1952,53,54
Mauren, Gerald	1959,60
Mauro, Jim	1985,86,87
Mayer, Mike	1975,76,77,78
Mayhan, Dave	1978,79,80,81
Mazzeri, Marc	1986,87,88
McBride, Daniel	1952
McCann, Kyle	1998,99,2000,01
McCarney, Dan	1972,73,74
McCarron, Riley	2013,14,15
McCarty, Paul	1982,83
McCormick, Ryan	1997,98,99
McCullouch, Brian	1993,94
McCutchen, William	1965,66
McDonald, Daniel	1968,69,70
McDonnell, Jack	1948
McDowell, Floyd	1934,35
McDowell, Ivory	1963, 64
McDowell, Larry	1964,65,66
McDowell, Layne	1968,69,70
McEniry, Matthew	1890
McFadden, William	1906
McGinnis, Ralph	1911,12,13
McGrath, Gavin	2007,08
McGowan, Kirk	1989
McGowen, Earle	1903,04,05
McGuire, James	1964
McGwire, Dan	1987
McHugh, James	1966
McIntyre, Scott	1922,23
McKee, Howard	1915,16
McKenzie, Robert	1947,48,49
McKillip, Dean	1978,79,80
McKinley, Michael	1894
McKinney, Jeremy	1994,95,96,97
McKinnie, Silas	1965,66,67
McKinstry, James	1946
McLain, Edwin	1937,38,39
McLain, Mayes	1928
McLaughlin, Aaron	1993
McLaughlin, Greg	1997,2000
McLaughlin, Jordan	2007,08
McLaughlin, Russell	1944
McLaughlin, Tom	1974,75,76,77
McLaurin, Marqueas	2000,01
McMahon, Peter	2001,02,03,04
McManus, Greg	1968
McMillan, Casey	2012
McNeil, Harry	1896
McNulty, Jim	1973,74,75,76
McNutt, Jr., Marvin	2009,10,11
McQuiston, Earl	1960,61,62
Mead, Chester	1920,21,22

Meade, Travis	2007,09
Meek, Kenneth	1954
Meggers, Frank	1898,99
Meidlinger, Brian	2003
Meier, Nathan	2013,14,15
Meister, Melvin	1897
Melendez, Marcos	1968,70
Melloy, Matt	2003,04,05
Meloy, Charles	1911,12
Meltzer, Sam	1931
Mendenhall, Leland	1916
Mendenhall, Otho	1915
Mends, Aaron	2015
Menzel, Bruce	1992
Merrick, Miguel	2003,04,05,06
Merten, Francis	1931
Mertes, Bus	1941
Merz, Curt	1957,58,59
Meskimen, Jon	1967,68,69
Meyer, Mike	2010,11,12,13
Meyer, Richard	1948,50
Meyer, Roger	1998,99,2000,01
Meyers, Joseph	1896,97
Michel, Phil	1978,80
Michelosen, Geoff	1969,70,71
Michelosen, Jock	1972,73,74
Mickelson, John	2002
Mickens, Aaron	2001,02,04
Middleton, G. M.	1897
Middleton, Pete	1990
Mielke, Ernest	1958,59
Milani, James	1952
Miles, Edmond	2003,04,05,06
Miller, Allan	1958,59
Miller, Brett	1981,82
Miller, Chris	1996
Miller, Craig	1968
Miller, Doug	1997,98,99
Miller, Glenn	1921,22,23
Miller, Henry	1941
Miller, James	1968,69,70
Miller, John	1932
Miller, Leo	1963,65
Miller, Mike	1988,89,90
Miller, Robert	1944
Miller, Scott	1966,67,68
Miller, Skip	1998
Miller, Tanner	2010,11,12,13
Millett, George	1982,83,85
Minick, Paul	1920,21,22
Mitchell, Jr., Derrick	2015
Mitchell, Devon	1982,83,84,85
Mitchell, Levi	1969,70,71
Mitchell, Mark	1994,95,96
Mitchell, Robert	1964
Mix, Royce	1972,73
Mockmore, Charles	1918,19
Moeaki, Tony	2005,06,07,09
Moffitt, Howard	1931,32
Mohrbacher, Stanley	1943,44
Molinario, Ryan	2002
Molini, Jim	1976,77,78,79
Mollet, Gene	1975
Monroe, Gordon	1966
Montgomery, Jerry	1998,99,2000,01
Montgomery, Lew	1989,90,91,92
Montgomery, Marcus	1995
Moore, Dean	1975,76,77

Moore, Fred	1904,05
Moore, Joseph	1940
Moore, Robert	1934
Moore, Robert H.	1927,28
Moore, Thomas	1959,60
Moore, Thomas W.	1931,32,33
Moran, Terrance	1953,54
Moreland, David	1964,65,66
Moritz, Dave	1981,82,83
Morris, James	2010,11,12,13
Morris, Melvin	1967,68,69
Morrissey, Ed	1972,73
Morrow, Diauntae	2008
Morscheiser, John	2002
Morse, Brett	2007,08,09,10
Morton, Ray	1898,99,1900
Morton, Rod	1977,78,79
Moses, Dezman	2007
Moses, James	1964,65
Mosley, Dennis	1976,77,78,79
Mosley, Eugene	1959,60
Moss, David	1965
Mossbrucker, Trent	2008,12
Mott, Joe	1985,86,87,88
Moylan, Devan	2004,05,06,07
Mulherin, Mick	1992,93,94,95
Mullen, Scott	1998,99,2000
Muller, John	1969,70,72
Mulligan, Terry	1964,65,66
Mullins, Michael	1965
Murphy, Bernard	1904,05,07
Murphy, Dave	1985,86
Murphy, George	1986,87,88,89
Murphy, James Jr.	1938,39,40
Murphy, James Sr.	1909,10,11
Murphy, Jayme	2007,08,09
Murray, Daniel	2007,08,09,10
Myers, Boone	2014,15
Myers, Brandon	2005,06,07,08
Myers, Dennis	1927,28,29
Myers, Ed	1973,74
Myers, Harl	1892,93

### -N-

Naber, Mearl	1948,49
Nardo, Tom	2011
Narinskiy, Anton	2007,08
Narum, Carl	1905
Nead, Wilbur	1937,38
Neal, Fred	1890
Neidig, Milo	1910
Nelson, Bruce	1999,2000,01,02
Nelson, Donald	1934,35,36
Nelson, Doug	1972
Nelson, Emerson	1925,26,27
Nelson, Irving	1928,29
Nelson, Jeff	1990,91,92
Nelson, Jerry	1969,70,72
Nelson, Mark	1971
Nelson, Matt	2015
Nelson, Elmo	1930,31
Nemmers, Brett	1994
Neubauer, Matt	2003
Neuman, Scott	1989
Newland, Jeffrey	1966,67
Ney, John	1910,11
Nichol, Tom	1981,82,83,84
Niedbala, William	1962,63

Niedziela, Bruno \_\_\_\_\_ 1942,46  
Nielsen, Nick \_\_\_\_\_ 2010,11,12  
Nielsen, Tyler \_\_\_\_\_ 2008,09,10,11  
Niemann, Ben \_\_\_\_\_ 2014,15  
Niland, John \_\_\_\_\_ 1963,64,65  
Niles, Jerry \_\_\_\_\_ 1938,45  
Noard, Galen \_\_\_\_\_ 1967,68  
Noble, Dudley \_\_\_\_\_ 1950,51  
Nocera, John \_\_\_\_\_ 1956,57,58  
Noonan, Karl \_\_\_\_\_ 1963,64,65  
Nordman, Gerald \_\_\_\_\_ 1949,51  
Nordmann, Don \_\_\_\_\_ 2010  
Norgaard, Jens \_\_\_\_\_ 1938,39  
Norton, Donald \_\_\_\_\_ 1957,58,59  
Norvell, Jay \_\_\_\_\_ 1985  
Nourse, Craig \_\_\_\_\_ 1964  
Novack, Gerald \_\_\_\_\_ 1958,59  
Nugent, Clement \_\_\_\_\_ 1922  
Nubent, Lee \_\_\_\_\_ 1917

**-O-**

Oakes, Dave \_\_\_\_\_ 1978,79,80,81  
Oberland, Jared \_\_\_\_\_ 2008  
O'Brien, Kelly \_\_\_\_\_ 1981,82,84,85  
O'Brien, Willis \_\_\_\_\_ 1909,10,11  
Ochiltree, H. E. \_\_\_\_\_ 1902  
Ochoa, Ramon \_\_\_\_\_ 2002,03  
Odems, Demo \_\_\_\_\_ 1993,94,95,96  
O'Donnell, Jerry \_\_\_\_\_ 1965,66  
Ogiego, Mitchell \_\_\_\_\_ 1958  
O'Hara, Richard \_\_\_\_\_ 1964,65  
O'Hare, Cody \_\_\_\_\_ 1998,99,2000,01  
Olejniczak, Jason \_\_\_\_\_ 1990,91,92,93  
Olejniczak, Lon \_\_\_\_\_ 1979,80,82,83  
Oliver, Chris \_\_\_\_\_ 1998,99,2000,01  
Olsen, Seth \_\_\_\_\_ 2005,06,07,08  
Olson, Forrest \_\_\_\_\_ 1923,24,26  
Olson, Glenn \_\_\_\_\_ 1936,37,38  
Olszta, Daniel \_\_\_\_\_ 2005,06,07  
O'Meara, Paki \_\_\_\_\_ 2007,08,09,10  
O'Neal, Charles \_\_\_\_\_ 1926,27  
Oostendorp, John \_\_\_\_\_ 1992  
Orne, Woody \_\_\_\_\_ 2011  
Ortlieb, Jon \_\_\_\_\_ 1994,95,96  
Osby, Don \_\_\_\_\_ 1969,70,71  
Osmaloski, Ted \_\_\_\_\_ 1934,35,36  
Ott, Drew \_\_\_\_\_ 2013,14,15  
Otte, M. Lowell \_\_\_\_\_ 1922,23,24  
Otto, J. Robert \_\_\_\_\_ 1941  
Ousley, Bobby \_\_\_\_\_ 1972,74  
Outsey, Jameer \_\_\_\_\_ 2015

**-P-**

Pace, Mario \_\_\_\_\_ 1976,77,78,79  
Page, Bernard \_\_\_\_\_ 1932,33,34  
Pagel, Derek \_\_\_\_\_ 1999,2000,01,02  
Palladino, Sam \_\_\_\_\_ 1976,77,78,79  
Palmer, Bart \_\_\_\_\_ 1999  
Palmer, Chris \_\_\_\_\_ 1992,93  
Palmer, George \_\_\_\_\_ 1952  
Palmer, John \_\_\_\_\_ 1987,88,89  
Pape, Oran \_\_\_\_\_ 1928,29  
Paquette, Peter \_\_\_\_\_ 1966,67  
Parker, Guerdon \_\_\_\_\_ 1919,20,21  
Parker, Jonathan \_\_\_\_\_ 2015  
Parker, William \_\_\_\_\_ 1940,41,42  
Parkin, Leland \_\_\_\_\_ 1922,23,24  
Parleman, Stanford \_\_\_\_\_ 1973

Parsons, Charles \_\_\_\_\_ 1912,13,14  
Parsons, Lawrence \_\_\_\_\_ 1932  
Paschal, Marcus \_\_\_\_\_ 2003,04,05,06  
Patterson, Cornelius \_\_\_\_\_ 1966,67  
Patyk, John \_\_\_\_\_ 1977  
Paulsen, Joseph \_\_\_\_\_ 1948,49,50  
Paulson, Steve \_\_\_\_\_ 1972  
Payne, O. J. \_\_\_\_\_ 2002  
Pedersen, Jim \_\_\_\_\_ 1969  
Pekar, Jim \_\_\_\_\_ 1980,81  
Peiffer, Warren \_\_\_\_\_ 1972,73,75  
Pellegrino, Orlando \_\_\_\_\_ 1956  
Pence, Lawrence \_\_\_\_\_ 1898  
Penaluna, Robert \_\_\_\_\_ 1941,42  
Penney, Rick \_\_\_\_\_ 1972,73,75  
Penney, Steve \_\_\_\_\_ 1969,70,71  
Penningroth, Walter \_\_\_\_\_ 1911,13  
Perkins, William \_\_\_\_\_ 1960,61,62  
Perrin, Delbert \_\_\_\_\_ 1940,50  
Perrine, James \_\_\_\_\_ 1908  
Perry, Dayton \_\_\_\_\_ 1960,61,62  
Perry, Travis \_\_\_\_\_ 2012,13,14,15  
Person, George \_\_\_\_\_ 1978  
Person, Nate \_\_\_\_\_ 1979,80  
Petersen, Ronald \_\_\_\_\_ 1949,50,51  
Petersen, Ross \_\_\_\_\_ 2007,10  
Peterson, Frank \_\_\_\_\_ 1917  
Peterson, Hap \_\_\_\_\_ 1982,83,84,85  
Peterson, Tariq \_\_\_\_\_ 1997,98,99  
Petrzelka, Matt \_\_\_\_\_ 1977,78,79,80  
Pettit, Kenneth \_\_\_\_\_ 1938,39,40  
Phillips, Cy \_\_\_\_\_ 2005  
Phillips, Eddie \_\_\_\_\_ 1980,81,82,83  
Phillips, Mark \_\_\_\_\_ 1974,75  
Phillips, Michael \_\_\_\_\_ 1967,68  
Phillips, Robert A. \_\_\_\_\_ 1951,52,53  
Phillips, Robert \_\_\_\_\_ 1946,47,48  
Pickens, Derrick \_\_\_\_\_ 2000,01  
Pierce, Charles \_\_\_\_\_ 1956,57  
Pierce, Frank \_\_\_\_\_ 1889,90,91  
Pignatelli, Carl \_\_\_\_\_ 1927,29  
Pipkins, James \_\_\_\_\_ 1987,88  
Piro, Doug \_\_\_\_\_ 1976  
Plate, Scott \_\_\_\_\_ 1990,91,92,93  
Plewa, Macon \_\_\_\_\_ 2013,14,15  
Ploen, Ken \_\_\_\_\_ 1954,55,56  
Podolak, Charles \_\_\_\_\_ 1970,71  
Podolak, Ed \_\_\_\_\_ 1966,67,68  
Poholsky, Tom \_\_\_\_\_ 1986,87,88,89  
Polite, Eddie \_\_\_\_\_ 1984  
Pollio, Henry \_\_\_\_\_ 2000  
Polly, Ed \_\_\_\_\_ 1988,89,90,91  
Poluga, Cheter \_\_\_\_\_ 1938  
Porter, Bo \_\_\_\_\_ 1992,93,94  
Porter, David \_\_\_\_\_ 2000,01,02  
Pospisil, Scott \_\_\_\_\_ 1999  
Postler, Austin \_\_\_\_\_ 2008  
Postler, Paul \_\_\_\_\_ 1978,79,80,81  
Powell, Damond \_\_\_\_\_ 2013,14  
Powell, William \_\_\_\_\_ 1968  
Powers, Howard \_\_\_\_\_ 1895  
Powers, Milton \_\_\_\_\_ 1889,90  
Poynton, Jim \_\_\_\_\_ 1987,88,89  
Prasse, Erwin \_\_\_\_\_ 1937,38,39  
Prater, Shaun \_\_\_\_\_ 2008,09,10,11  
Prescott, Robert \_\_\_\_\_ 1956,57,58  
Price, Derek \_\_\_\_\_ 1994,95  
Price, Ken \_\_\_\_\_ 1968,70

Pritchard, Irving \_\_\_\_\_ 1893  
Pryor, Richard \_\_\_\_\_ 1984,85,86  
Pryor, Shalor \_\_\_\_\_ 1997  
Pryor, Terrance \_\_\_\_\_ 2011  
Pugh, Jevon \_\_\_\_\_ 2007  
Puk, J. J. \_\_\_\_\_ 1986,87  
Pudder, Emery \_\_\_\_\_ 1960,61  
Purdy, Matt \_\_\_\_\_ 1992,93,94,95  
Pyles, Arthur \_\_\_\_\_ 1917,19

**-Q-**

Quartaro, Nick \_\_\_\_\_ 1974,75,76  
Quast, Brad \_\_\_\_\_ 1986,87,88,89  
Quest, Matt \_\_\_\_\_ 1992,93

**-R-**

Radloff, Fred \_\_\_\_\_ 1932,33,34  
Raih, David \_\_\_\_\_ 2002  
Raitt, Travis \_\_\_\_\_ 1998  
Randolph, Alvin \_\_\_\_\_ 1964,65  
Rath, Gordon \_\_\_\_\_ 1920  
Rathjen, Wil \_\_\_\_\_ 2014  
Rathke, Scott \_\_\_\_\_ 2001  
Reardon, Bill \_\_\_\_\_ 1993,94,95,96  
Reardon, Jerry \_\_\_\_\_ 1970,71,72  
Reardon, Kerry \_\_\_\_\_ 1968,69,70  
Recher, David \_\_\_\_\_ 1962,63,64  
Redman, Matt \_\_\_\_\_ 1997  
Reed, Ronald \_\_\_\_\_ 1916,17,18  
Reedquist, Lawrence \_\_\_\_\_ 1928,29  
Rees, Bob \_\_\_\_\_ 1990,91,92  
Reichardt, Doug \_\_\_\_\_ 1974,75  
Reichardt, Bill \_\_\_\_\_ 1949,50,51  
Riechow, Gare \_\_\_\_\_ 1953,54,55  
Reichow, William \_\_\_\_\_ 1954,55  
Reid, Brad \_\_\_\_\_ 1977,78,79  
Reiff, Riley \_\_\_\_\_ 2009,10,11  
Reilly, Jim \_\_\_\_\_ 1985,86,87,88  
Reilly, Mike \_\_\_\_\_ 1961,62,63  
Reinhardt, Franklin \_\_\_\_\_ 1965  
Reiners, Randy \_\_\_\_\_ 1997,98,99  
Reischl, Matt \_\_\_\_\_ 1995,96,97,98  
Reisen, Jacob \_\_\_\_\_ 2012  
Reisner, Allen \_\_\_\_\_ 2007,08,09,10  
Reister, Harold \_\_\_\_\_ 1951,52  
Render, Keegan \_\_\_\_\_ 2015  
Renn, Tom \_\_\_\_\_ 1976,77,79  
Repass, Maurice \_\_\_\_\_ 1910  
Restelli, William \_\_\_\_\_ 1964,65  
Revak, Tom \_\_\_\_\_ 2003  
Reynolds, Robert \_\_\_\_\_ 1947  
Ricciardulli, Tony \_\_\_\_\_ 1980  
Rice, George \_\_\_\_\_ 1951,52,53  
Rice, Harry \_\_\_\_\_ 1925,26  
Rich, Fred \_\_\_\_\_ 1974  
Richards, Joe \_\_\_\_\_ 1933,34  
Richardson, Burt \_\_\_\_\_ 1991  
Richardson, Dace \_\_\_\_\_ 2005,06,09  
Rickards, Robbertto \_\_\_\_\_ 1999,2000  
Riddle, Fred \_\_\_\_\_ 1962,63  
Ridley, Sean \_\_\_\_\_ 1987  
Rigg, George \_\_\_\_\_ 1892  
Rigney, Frank \_\_\_\_\_ 1955,56,57  
Rigtrup, Keith \_\_\_\_\_ 1997  
Riley, Donald \_\_\_\_\_ 1949,50,51  
Riley, Tom \_\_\_\_\_ 1980  
Rinderknecht, Reed \_\_\_\_\_ 1991  
Ringer, William \_\_\_\_\_ 1960

Ritchie, Joe \_\_\_\_\_ 1971  
Roberson, Ernie \_\_\_\_\_ 1971,72,73  
Roberts, Fred \_\_\_\_\_ 1927,28,29  
Roberts, Jay \_\_\_\_\_ 1962,63  
Roberts, Jermire \_\_\_\_\_ 2002,03  
Robertson, Cornelius \_\_\_\_\_ 1983  
Robinson, Adam \_\_\_\_\_ 2009,10  
Robinson, Damien \_\_\_\_\_ 1993,94,95,96  
Robinson, Derreck \_\_\_\_\_ 2001,02,03,04  
Robinson, Leonard \_\_\_\_\_ 1893  
Robshaw, James \_\_\_\_\_ 1962  
Roby, Reggie \_\_\_\_\_ 1979,80,81,82  
Rockwood, Merle \_\_\_\_\_ 1904,05,06  
Rodawig, Don \_\_\_\_\_ 1925  
Rodgers, Matt \_\_\_\_\_ 1988,89,90,91  
Roehlk, Jon \_\_\_\_\_ 1980,81,82,83  
Rogers, Alexander \_\_\_\_\_ 1930,31  
Rogers, Alfred \_\_\_\_\_ 1893  
Rogers, Brad \_\_\_\_\_ 2010,11,12  
Rogers, Felton \_\_\_\_\_ 1960,61  
Rogers, Lonnie \_\_\_\_\_ 1961,62,63  
Rogers, Matt \_\_\_\_\_ 1998  
Rogge, George \_\_\_\_\_ 1929,30  
Roland, Charles \_\_\_\_\_ 1965,66  
Rollins, Brian \_\_\_\_\_ 1971,72,73  
Rollins, Vernon \_\_\_\_\_ 1995,96,97,99  
Romano, Todd \_\_\_\_\_ 1992,93,94,95  
Romey, Richard \_\_\_\_\_ 1923,24,25  
Rook, Robert \_\_\_\_\_ 1933  
Roos, Nate \_\_\_\_\_ 2005  
Rose, Bill \_\_\_\_\_ 1970  
Rose, Derek \_\_\_\_\_ 1996,97,98  
Rose, Kenneth \_\_\_\_\_ 1944  
Ross, Bill \_\_\_\_\_ 1978  
Ross, Thomas \_\_\_\_\_ 1966  
Roth, Matt \_\_\_\_\_ 2001,02,03,04  
Rothwell, Eric \_\_\_\_\_ 2003  
Roussell, Mark \_\_\_\_\_ 1992,93,94  
Rowell, Chris \_\_\_\_\_ 2008,09  
Ruck, Fred \_\_\_\_\_ 1949,50,51  
Rudock, Jake \_\_\_\_\_ 2013,14  
Rudolph, John \_\_\_\_\_ 1987  
Ruhland, Matt \_\_\_\_\_ 1988,89,90  
Rusk, Tom \_\_\_\_\_ 1975,76,77,78  
Runta, Jerry \_\_\_\_\_ 1977  
Russell, Fred \_\_\_\_\_ 2001,02,03  
Russo, Robert \_\_\_\_\_ 1960  
Ryan, Karlin \_\_\_\_\_ 1963,64,65  
Ryan, Ron \_\_\_\_\_ 1988,90  
Ryther, Bryan \_\_\_\_\_ 2006

**-S-**

Sabers, Michael \_\_\_\_\_ 2007,08  
Saidat, Ed \_\_\_\_\_ 1998,99  
Salter, Bob \_\_\_\_\_ 1973,74,75  
Sambo, Mike \_\_\_\_\_ 1974,77  
Sampson, Martin \_\_\_\_\_ 1889,90  
Samuelson, Loe \_\_\_\_\_ 1931,32  
Sandeman, Colin \_\_\_\_\_ 2007,08,09,10  
Sanders, Bob \_\_\_\_\_ 2000,01,02,03  
Sanford, Allen \_\_\_\_\_ 1889,90,91,92  
Sangster, James \_\_\_\_\_ 1950,51  
Sangster, William \_\_\_\_\_ 1943  
Sansen, Oliver \_\_\_\_\_ 1929,30,31  
Santos, Moses \_\_\_\_\_ 1988,89,90,91  
Sapp, Benny \_\_\_\_\_ 2000,01  
Sash, Tyler \_\_\_\_\_ 2008,09,10  
Saunders, Eddie \_\_\_\_\_ 1972



Saunders, Mike \_\_\_\_\_ 1988,89,90,91  
 Sawin, John \_\_\_\_\_ 1958,59  
 Sawyer, Emmett \_\_\_\_\_ 1952  
 Sawyer, Prince \_\_\_\_\_ 1892,93,94  
 Scanlon, George \_\_\_\_\_ 1918  
 Scantlebury, Wilbur \_\_\_\_\_ 1923,24  
 Schaefer, Alan \_\_\_\_\_ 1970,71  
 Schammel, Francis \_\_\_\_\_ 1932,33  
 Schenk, Albert \_\_\_\_\_ 1966,68  
 Scherff, Brandon \_\_\_\_\_ 2011,12,13,14  
 Schick, Dave \_\_\_\_\_ 1975  
 Schilling, Scott \_\_\_\_\_ 1978,79,80  
 Schirmer, John \_\_\_\_\_ 1923,24,25  
 Schleusner, Vincent \_\_\_\_\_ 1927,28  
 Schlicher, Kyle \_\_\_\_\_ 2004,05,06  
 Schlickman, Greg \_\_\_\_\_ 1978  
 Schmidt, Christian \_\_\_\_\_ 1932  
 Schmidt, Marvin \_\_\_\_\_ 1926,27  
 Schmidt, Rick \_\_\_\_\_ 1984,85,86  
 Schmitt, Bob \_\_\_\_\_ 1987,88  
 Schneidman, Herman \_\_\_\_\_ 1932,34  
 Schnoor, Marcus \_\_\_\_\_ 2002,03,05  
 Schooley, Philip \_\_\_\_\_ 1965  
 Schoonover, Bill \_\_\_\_\_ 1970,71  
 Schuette, Alan \_\_\_\_\_ 1969  
 Schultz, Bill \_\_\_\_\_ 1973,74,75,76  
 Schultz, Dan \_\_\_\_\_ 1976  
 Schulze, Andrew \_\_\_\_\_ 2007,08,09,10  
 Schuster, Joe \_\_\_\_\_ 1983,84,86,87  
 Schweizer, Edsel \_\_\_\_\_ 1942  
 Schwin, Frederick \_\_\_\_\_ 1903,04,05  
 Schwind, Mike \_\_\_\_\_ 1992  
 Scott, Doug \_\_\_\_\_ 1991  
 Scott, Homer \_\_\_\_\_ 1916,18  
 Scott, William \_\_\_\_\_ 1958  
 Sears, Rod \_\_\_\_\_ 1976,77  
 Secl, William \_\_\_\_\_ 1933,34,35  
 Seidel, Aaron \_\_\_\_\_ 1907,08  
 Seidel, Earl \_\_\_\_\_ 1905  
 Sennott, Tim \_\_\_\_\_ 1983,84,85  
 Senters, Travis \_\_\_\_\_ 1997,98,99  
 Serama, Ted \_\_\_\_\_ 1995,96  
 Sessi, Geno \_\_\_\_\_ 1957  
 Sether, Scott \_\_\_\_\_ 1992,93  
 Sgro, Dominick \_\_\_\_\_ 1957  
 Shada, Adam \_\_\_\_\_ 2004,05,06,07  
 Shakoor, Damani \_\_\_\_\_ 1994,95  
 Shambaugh, George \_\_\_\_\_ 1892  
 Shaw, Cedric \_\_\_\_\_ 1976,77,78,79  
 Shaw, Sedrick \_\_\_\_\_ 1993,94,95,96  
 Shay, Zach \_\_\_\_\_ 1998  
 Sheehan, Dan \_\_\_\_\_ 1943,45  
 Sheeler, Ernie \_\_\_\_\_ 1975,76,77  
 Sheets, Wallace \_\_\_\_\_ 1956  
 Sheldon, Thad \_\_\_\_\_ 1998,99  
 Shelton, Adolphus \_\_\_\_\_ 2002,05  
 Sherlock, Kevin \_\_\_\_\_ 2005  
 Sherman, Matt \_\_\_\_\_ 1994,95,96,97  
 Sherman, Robert \_\_\_\_\_ 1962,63  
 Shipanick, Donald \_\_\_\_\_ 1958,59  
 Shoaf, James \_\_\_\_\_ 1946,47,48  
 Shoener, Harold \_\_\_\_\_ 1946,47  
 Shoener, Herbert \_\_\_\_\_ 1946,47  
 Shrader, ? \_\_\_\_\_ 1898  
 Shuck, Terry \_\_\_\_\_ 1954,55  
 Shumpert, Don \_\_\_\_\_ 2010,12,13  
 Shuttleworth, V. Craven \_\_\_\_\_ 1920,21,22  
 Sibert, Mike \_\_\_\_\_ 1992

Siberts, Frank \_\_\_\_\_ 1900,01,02  
 Sibery, Donald \_\_\_\_\_ 1967,69  
 Signor, Austin \_\_\_\_\_ 2006,07  
 Simmons, Don \_\_\_\_\_ 1935,36  
 Simmons, Eric \_\_\_\_\_ 2014,15  
 Simmons, Marques \_\_\_\_\_ 2004,05  
 Simmons, Ozzie \_\_\_\_\_ 1934,35,36  
 Simms, Dave \_\_\_\_\_ 1970,71,72  
 Simons, Obern \_\_\_\_\_ 1945  
 Simonsen, Todd \_\_\_\_\_ 1978,79,80,81  
 Simpson, Gary \_\_\_\_\_ 1963,64,65  
 Sims, Bob \_\_\_\_\_ 1971,72  
 Sims, Damian \_\_\_\_\_ 2004,05,06,07  
 Sims, Ken \_\_\_\_\_ 1983,84,85,86  
 Sindlinger, Mark \_\_\_\_\_ 1983,84,85,86  
 Sistrunk, Dwight \_\_\_\_\_ 1986,87  
 Six, Norman \_\_\_\_\_ 1954,55  
 Skelley, Ike \_\_\_\_\_ 1926  
 Skillett, Jeff \_\_\_\_\_ 1988,89,90,91  
 Skogman, Kyle \_\_\_\_\_ 1970,72,73  
 Skradis, Bryan \_\_\_\_\_ 1977,78,79,81  
 Slater, Duke \_\_\_\_\_ 1918,19,20,21  
 Slattey, Joe \_\_\_\_\_ 1998,99  
 Sleeper, Colin \_\_\_\_\_ 2011,12  
 Slowik, Eric \_\_\_\_\_ 1991  
 Slutzker, Scott \_\_\_\_\_ 1992,93,94,95  
 Smeltzer, Charles \_\_\_\_\_ 1890  
 Smiley, Keaton \_\_\_\_\_ 1985,86,88  
 Smith, Arthur \_\_\_\_\_ 1889,90  
 Smith, Bob \_\_\_\_\_ 1946,47  
 Smith, Cameron \_\_\_\_\_ 2000  
 Smith, Chris \_\_\_\_\_ 2000,01,02,03  
 Smith, Don \_\_\_\_\_ 1926,27  
 Smith, Earl \_\_\_\_\_ 1953,54,55  
 Smith, Frederick \_\_\_\_\_ 1937,38  
 Smith, Gavin \_\_\_\_\_ 2013  
 Smith, Jerminic \_\_\_\_\_ 2015  
 Smith, John \_\_\_\_\_ 1976  
 Smith, John James \_\_\_\_\_ 1946  
 Smith, Leroy \_\_\_\_\_ 1989,90,91  
 Smith, Narty \_\_\_\_\_ 1973  
 Smith, Nelson \_\_\_\_\_ 1944,45  
 Smith, Paul \_\_\_\_\_ 1925,26  
 Smith, P. B. \_\_\_\_\_ 1901  
 Smith, Robert \_\_\_\_\_ 1983,84,85,86  
 Smith, Sean \_\_\_\_\_ 1988,90  
 Smith, Tevaun \_\_\_\_\_ 2012,13,14,15  
 Smith, Tom \_\_\_\_\_ 1969  
 Smith, William \_\_\_\_\_ 1965,66,67  
 Smith, Willie Ray \_\_\_\_\_ 1962  
 Snider, Herman \_\_\_\_\_ 1938,39,40  
 Snook, Gary \_\_\_\_\_ 1963,64,65  
 Snyder, Brandon \_\_\_\_\_ 2015  
 Snyder, Robert \_\_\_\_\_ 1944,47,48  
 Sobieski, Ben \_\_\_\_\_ 1997,98, 2001,02  
 Sodergren, Chuck \_\_\_\_\_ 1976,77  
 Soliday, Jason \_\_\_\_\_ 1990  
 Solomon, Clinton \_\_\_\_\_ 2002,04,05  
 Solomon, Richard \_\_\_\_\_ 1969,70,71  
 Somodi, Richard \_\_\_\_\_ 1965,66  
 Sorensen, Robert \_\_\_\_\_ 1964  
 Spaan, James \_\_\_\_\_ 1958  
 Spading, Kyle \_\_\_\_\_ 2009  
 Spanjers, Peter \_\_\_\_\_ 1950,51,52  
 Speaker, John \_\_\_\_\_ 1974  
 Spearman, Reggie \_\_\_\_\_ 2013,14  
 Spears, Melvin \_\_\_\_\_ 2015  
 Spievey, Amari \_\_\_\_\_ 2008,09

Spitzig, Kevin \_\_\_\_\_ 1980,81,83,84  
 Spranger, Mark \_\_\_\_\_ 1984,85,86  
 Spurbeck, Wayne \_\_\_\_\_ 1945  
 Staak, John \_\_\_\_\_ 1941,42  
 Staggs, Steven \_\_\_\_\_ 2011,12  
 Stanton, James \_\_\_\_\_ 1895,96  
 Stanzi, Ricky \_\_\_\_\_ 2008,09,10  
 Station, Larry \_\_\_\_\_ 1982,83,84,85  
 Stauss, William \_\_\_\_\_ 1940,41,42  
 Stearnes, Robert \_\_\_\_\_ 1951,52,53,54  
 Stech, Roger \_\_\_\_\_ 1974,75,77  
 Steen, Grant \_\_\_\_\_ 2000,01,02,03  
 Steinbach, Eric \_\_\_\_\_ 1999,2000,01,02  
 Steinbrecher, Kyle \_\_\_\_\_ 2011  
 Steinke, Dan \_\_\_\_\_ 1974  
 Stemlar, Tom \_\_\_\_\_ 1981  
 Stepanek, Richard \_\_\_\_\_ 1967,68,69  
 Stephens, Roger \_\_\_\_\_ 1943  
 Stevenson, Mike \_\_\_\_\_ 1978  
 Stewart, Tony \_\_\_\_\_ 1987,88,89,90  
 Stewart, Walter \_\_\_\_\_ 1907,08,09  
 Stiles, Frank \_\_\_\_\_ 1891,92  
 Stockdale, Matt \_\_\_\_\_ 1998,99,2000,01  
 Stoik, Tony \_\_\_\_\_ 1969  
 Stoltenberg, Walter \_\_\_\_\_ 1904  
 Stone, Andrew \_\_\_\_\_ 2015  
 Stoops, Bobby \_\_\_\_\_ 1979,80,81,82  
 Stoops, Mark \_\_\_\_\_ 1987,88,89  
 Stoops, Mike \_\_\_\_\_ 1981,83,84  
 Streff, Jack \_\_\_\_\_ 1904,05,06  
 Strobel, Dave \_\_\_\_\_ 1981,82,84  
 Stross, Trey \_\_\_\_\_ 2006,07,08,09  
 Stutsman, Isaac \_\_\_\_\_ 1907,08  
 Stutsman, John \_\_\_\_\_ 1931,32  
 Suchy, Donald \_\_\_\_\_ 1954,55,56  
 Suchomel, Todd \_\_\_\_\_ 1980  
 Suess, Phil \_\_\_\_\_ 1978,79,80  
 Sullivan, Eddie \_\_\_\_\_ 1982  
 Sullivan, Robert \_\_\_\_\_ 1946  
 Sullivan, Tim \_\_\_\_\_ 1967,68,70  
 Sunderman, Frank \_\_\_\_\_ 1971,72  
 Swain, Gary \_\_\_\_\_ 1965  
 Swaney, Harold \_\_\_\_\_ 1931,33  
 Swanson, Jack \_\_\_\_\_ 2009,10,11,12  
 Swartzendruber, Donald \_\_\_\_\_ 1950,51  
 Swedberg, Rodger \_\_\_\_\_ 1953,54,55  
 Swenson, Roger \_\_\_\_\_ 1968  
 Swift, Jim \_\_\_\_\_ 1976,77,78,79  
 Sykes, Joseph \_\_\_\_\_ 1918,20  
 Synhorst, John \_\_\_\_\_ 1918  
 Szykowny, Matthew \_\_\_\_\_ 1960,61,62

**-T-**

Tarpinian, Jeff \_\_\_\_\_ 2007,08,09,10  
 Tate, Drew \_\_\_\_\_ 2003,04,05,06  
 Taylor, Miles \_\_\_\_\_ 2014,15  
 Taylor, Tyrone \_\_\_\_\_ 1986  
 Tedore, John \_\_\_\_\_ 1946,47,48  
 Terlouw, Kyle \_\_\_\_\_ 2015  
 Terrell, Charles \_\_\_\_\_ 1903  
 Terrell, Henry \_\_\_\_\_ 1943  
 Terry, Ryan \_\_\_\_\_ 1992,93,94  
 Teyro, George \_\_\_\_\_ 1932,33,34  
 Theer, Richard \_\_\_\_\_ 1956,57  
 Thein, Rob \_\_\_\_\_ 1996,97,98,99  
 Thiele, Richard \_\_\_\_\_ 1966  
 Thigpen, Eric \_\_\_\_\_ 1995,96,97,98  
 Thomas, Brice \_\_\_\_\_ 1928,29

Thomas, Charles \_\_\_\_\_ 1895,96  
 Thomas, Floyd \_\_\_\_\_ 1910  
 Thomas, John \_\_\_\_\_ 1977  
 Thomas, Sidney \_\_\_\_\_ 1972,73,74  
 Thomas, Steve \_\_\_\_\_ 1986,87  
 Thompson, Arthur \_\_\_\_\_ 1906  
 Thompson, Dale \_\_\_\_\_ 1943  
 Thompson, George \_\_\_\_\_ 1920,21,22  
 Thompson, Rich \_\_\_\_\_ 1976  
 Thorson, Sherwyn \_\_\_\_\_ 1959,60,61  
 Thurtle, Philp \_\_\_\_\_ 1931  
 Tillison, Lance \_\_\_\_\_ 2007,08,10  
 Tippet, Andre \_\_\_\_\_ 1979,80,81  
 Titley, Michael \_\_\_\_\_ 1989,90  
 Tobin, Matt \_\_\_\_\_ 2011,12  
 Tofson, Duane \_\_\_\_\_ 1955  
 Tollefson, Charles \_\_\_\_\_ 1938,39,40  
 Tomasetti, Barry \_\_\_\_\_ 1975,76,77  
 Tompkins, Nelson \_\_\_\_\_ 1930,31  
 Tompras, George \_\_\_\_\_ 1965  
 Towle, ? \_\_\_\_\_ 1897  
 Towner, John \_\_\_\_\_ 1949,50,51  
 Townsend, James \_\_\_\_\_ 2004  
 Townsend, Orville \_\_\_\_\_ 1965  
 Trappe, Christoph \_\_\_\_\_ 2000  
 Traynor, John \_\_\_\_\_ 2003  
 Traynor, Pete \_\_\_\_\_ 2000,01,02  
 Treadway, Olen \_\_\_\_\_ 1957,58,59  
 Trickey, Ben \_\_\_\_\_ 1941,42  
 Trickey, James \_\_\_\_\_ 1910,11,12  
 Trickey, Kenneth \_\_\_\_\_ 1931  
 Trinca-Pasat, Louis \_\_\_\_\_ 2012,13,14  
 Triplett, Dave \_\_\_\_\_ 1970,71  
 Triplett, Orle \_\_\_\_\_ 1916  
 Trippeer, Kyle \_\_\_\_\_ 1998,2000  
 Tucker, Donald \_\_\_\_\_ 1960  
 Tunnell, Emlen \_\_\_\_\_ 1946,47  
 Tupper, William \_\_\_\_\_ 1905  
 Turici, Richard \_\_\_\_\_ 1961,62  
 Turner, Austin \_\_\_\_\_ 1949,50,51  
 Turner, Dave \_\_\_\_\_ 1988,90,91  
 Turner, Milton \_\_\_\_\_ 1978  
 Turner, Stephen \_\_\_\_\_ 1958  
 Tyrrell, William \_\_\_\_\_ 1893  
 Tyson, Demetrius \_\_\_\_\_ 1976

**-U-**

Uzman, Joseph \_\_\_\_\_ 1964  
 Uhlenhake, Clay \_\_\_\_\_ 1979,80,81,82  
 Uknes, Charles \_\_\_\_\_ 1942  
 Urban, Albert \_\_\_\_\_ 1942  
 Urchek, Mark \_\_\_\_\_ 1972  
 Ure, Samuel \_\_\_\_\_ 1892  
 Uselman, Joe \_\_\_\_\_ 2000,01  
 Usinowicz, Paul \_\_\_\_\_ 1965,66,67

**-V-**

Vacanti, Sam \_\_\_\_\_ 1942  
 Van Briesen, B. J. \_\_\_\_\_ 1999  
 Van Buren, William \_\_\_\_\_ 1955,60,61  
 Vande Walle, Curtis \_\_\_\_\_ 1965  
 VandeBerg, Matt \_\_\_\_\_ 2013,14,15  
 Vandenberg, James \_\_\_\_\_ 2009,10,11,12  
 Vandervelde, Julian \_\_\_\_\_ 2007,08,09,10  
 Vang, Scott \_\_\_\_\_ 1990  
 Van Meter, Harold \_\_\_\_\_ 1912  
 VanOosterhout, Peter \_\_\_\_\_ 1892,93  
 Van Sloten, Brett \_\_\_\_\_ 2010,11,12, 13





Vazquez, Steve \_\_\_\_ 1975,76,77,78  
 Veit, Eugene \_\_\_\_ 1956,57  
 Velicer, Ted \_\_\_\_ 1989,90,91,92  
 Verba, Ross \_\_\_\_ 1993,94,95,96  
 Vincent, Eddie \_\_\_\_ 1953,54,55  
 Vlastic, Mark \_\_\_\_ 1984,85,86  
 Vollenweider, Henry \_\_\_\_ 1939,41  
 Voltmer, Carl \_\_\_\_ 1926  
 VonLackum, Herman \_\_\_\_ 1911,12  
 VonLackum, John \_\_\_\_ 1917  
 Vrieze, Jon \_\_\_\_ 1983,84,85,86

**-W-**

Wadley, Akrum  
 Wagler, Scott \_\_\_\_ 1935,36  
 Wagnen, Dave \_\_\_\_ 1973,74,75  
 Wagner, Steve \_\_\_\_ 1976,77,78  
 Wahls, Jason \_\_\_\_ 1995  
 Walding, Lynn \_\_\_\_ 1975,76  
 Walker, Cornelius \_\_\_\_ 1934,35,36  
 Walker, David \_\_\_\_ 2003,05  
 Walker, James \_\_\_\_ 1939,40,41  
 Walker, James C. \_\_\_\_ 1895,96,97  
 Walker, James H. \_\_\_\_ 1902  
 Walker, Marion \_\_\_\_ 1956  
 Walker, Steve \_\_\_\_ 1973,74  
 Wallace, Robert \_\_\_\_ 1962  
 Wallace, Tom \_\_\_\_ 1968  
 Walsh, Jordan \_\_\_\_ 2012,13,14,15  
 Walters, Rod \_\_\_\_ 1972,73,74,75  
 Wanket, Tony \_\_\_\_ 1983,84  
 Ward, Brian \_\_\_\_ 1978  
 Ward, Kevin \_\_\_\_ 2015  
 Ward, Ryan \_\_\_\_ 2014,15  
 Ward, Tom \_\_\_\_ 1987,88  
 Warner, Joseph \_\_\_\_ 1898,99,1900  
 Warrington, John \_\_\_\_ 1930  
 Waschek, Jim \_\_\_\_ 1971,72,73  
 Washburn, Roy \_\_\_\_ 1905,06  
 Washington, Lester \_\_\_\_ 1972,73,74  
 Washington, Nate \_\_\_\_ 1973,75,76  
 Watkins, David \_\_\_\_ 1960,61  
 Watkins, Travis \_\_\_\_ 1987,88,89  
 Watters, Bert \_\_\_\_ 1899,1900,03  
 Waugh, Harry \_\_\_\_ 1943  
 Webb, Brad \_\_\_\_ 1978,79,80,81  
 Webb, Chris \_\_\_\_ 1993,94  
 Webb, Cloyd \_\_\_\_ 1961,62,63  
 Webb, Ivory \_\_\_\_ 1980,81  
 Webb, Scott \_\_\_\_ 2000,01,02  
 Webber, Harold \_\_\_\_ 1934  
 Weeks, Seth \_\_\_\_ 1910  
 Wegher, Brandon \_\_\_\_ 2009  
 Wehrle, Roger \_\_\_\_ 1963  
 Weiland, Frank \_\_\_\_ 1901  
 Weires, Bill \_\_\_\_ 1985  
 Weisman, Mark \_\_\_\_ 2012,13,14  
 Weiss, Leven \_\_\_\_ 1976,77,78,79  
 Weller, Wendell \_\_\_\_ 1945  
 Welk, Steve \_\_\_\_ 1973  
 Wellington, Rod \_\_\_\_ 1973,74,75  
 Wells, Mike \_\_\_\_ 1990,91,92,93  
 Welsh, Sean \_\_\_\_ 2014,15  
 Welt, Anthony \_\_\_\_ 1964  
 Wendling, Mike \_\_\_\_ 1971,72  
 Werner, Jon \_\_\_\_ 1991  
 Wessels, Ladd \_\_\_\_ 1989  
 Wester, Herb \_\_\_\_ 1984,85,86,87

Westhoff, Jeff \_\_\_\_ 1995  
 Weston, Lee \_\_\_\_ 1965  
 Westra, Peter \_\_\_\_ 1927,28,29  
 Wheatley, Austin \_\_\_\_ 1997,98,99  
 Whipka, Joe \_\_\_\_ 1970  
 Whisler, Bill \_\_\_\_ 1959,60,61  
 Whitaker, Matt \_\_\_\_ 1990,91,92  
 White, Edward H. \_\_\_\_ 1904  
 White, Edward S. \_\_\_\_ 1893  
 White, Ike \_\_\_\_ 1971,72,73  
 White, J. D. \_\_\_\_ 1989  
 White, Jason \_\_\_\_ 2009,10,11  
 White, Roy \_\_\_\_ 1904,05,07  
 Wiegers, Tyler \_\_\_\_ 2015  
 Wiegmann, Casey \_\_\_\_ 1993,94,95  
 Wiegmann, Roger \_\_\_\_ 1953,54,55  
 Wienke, John \_\_\_\_ 2011,12  
 Wiese, Marlin \_\_\_\_ 1964  
 Wildeman, Parker \_\_\_\_ 1993,1994  
 Wilder, Clifford \_\_\_\_ 1963  
 Wilkes, Troy \_\_\_\_ 1989  
 Wilkins, Glen \_\_\_\_ 1903  
 Willcox, Alex \_\_\_\_ 2004,05,07  
 Willer, James \_\_\_\_ 1930  
 Willet, James \_\_\_\_ 1956  
 Willey, Dan \_\_\_\_ 1977,78,79  
 Williams, Chester \_\_\_\_ 1960  
 Williams, Dan \_\_\_\_ 2001  
 Williams, Dwayne \_\_\_\_ 1979,80  
 Williams, Fred \_\_\_\_ 1898  
 Williams, Hermon \_\_\_\_ 1894  
 Williams, Jerry \_\_\_\_ 1961  
 Williams, Joel \_\_\_\_ 1960,61  
 Williams, John \_\_\_\_ 1966  
 Williams, Lranzie \_\_\_\_ 1951  
 Williams, Louis \_\_\_\_ 1962,63,64  
 Williams, Reggie \_\_\_\_ 1994,95  
 Williams, Richie \_\_\_\_ 2005  
 Williams, Samuel \_\_\_\_ 1898,99,1900,01  
 Williams, Tony \_\_\_\_ 1965,66,67  
 Williams, Virgil \_\_\_\_ 1959  
 Willis, Joe \_\_\_\_ 1976,77  
 Willis, Ernest \_\_\_\_ 1914  
 Willock, Richard \_\_\_\_ 1995,96,97  
 Wilson, Marcus \_\_\_\_ 2006  
 Wilson, Max \_\_\_\_ 1913,14,15  
 Wilson, Paul \_\_\_\_ 2005  
 Wilson, Robert \_\_\_\_ 1949,50,51  
 Wilson, Steve \_\_\_\_ 1966,67,68  
 Wilson, Vincent \_\_\_\_ 1999  
 Windauer, Bill \_\_\_\_ 1969,70,72  
 Winslow, Donald \_\_\_\_ 1944,47,48,49  
 Winton, James \_\_\_\_ 1960,62  
 Winston, Nate \_\_\_\_ 1974,75,76  
 Wirth, Dan \_\_\_\_ 1984,85,86,87  
 Wischmeier, Robert \_\_\_\_ 1944  
 Wise, Brian \_\_\_\_ 1988,89,90,91  
 Wojan, Steve \_\_\_\_ 1974,76,77  
 Woodard, Ralph \_\_\_\_ 1945,47,48,49  
 Woodard, Richard \_\_\_\_ 1944,46,47,48  
 Woodhouse, Donald A. \_\_\_\_ 1949,50  
 Woodhouse, Donald E. \_\_\_\_ 1949  
 Woodland, Tom \_\_\_\_ 1978  
 Woods, LeVar \_\_\_\_ 1998,99,2000  
 Woolston, Frank \_\_\_\_ 1891,92  
 Worthy, Kevin \_\_\_\_ 2000,01,02,03  
 Wozniak, Ben \_\_\_\_ 1978,79  
 Wright, Anthony \_\_\_\_ 1986,87,88,89

Wright, Ben \_\_\_\_ 1964  
 Wright, Benson \_\_\_\_ 1891  
 Wright, Charles \_\_\_\_ 1897  
 Wyatt, Bernie \_\_\_\_ 1959,60,61  
 Wyland, Guido \_\_\_\_ 1916

**-Y-**

Yacullo, Mike \_\_\_\_ 1981,82  
 Yamini, Bashir \_\_\_\_ 1998,99  
 Yanda, Marshal \_\_\_\_ 2005,06  
 Yauck, Robert \_\_\_\_ 1960,61  
 Yegge, John Paul \_\_\_\_ 1926,27  
 Yelton, Bob \_\_\_\_ 1942  
 Yocom, Brandt \_\_\_\_ 1972,74,75  
 Yoder, Scott \_\_\_\_ 1997  
 Youel, James \_\_\_\_ 1940,41,42  
 Young, Albert \_\_\_\_ 2005,06,07  
 Young, Earl \_\_\_\_ 1926,27  
 Young, Harry \_\_\_\_ 1971

**-Z-**

Zaehring, Paul \_\_\_\_ 1943  
 Zaun, Drew \_\_\_\_ 2014  
 Zdzenicki, Chris \_\_\_\_ 1997  
 Zender, Robert \_\_\_\_ 1947  
 Zinn, Donald \_\_\_\_ 1960  
 Ziolkowski, Robert \_\_\_\_ 1963,64  
 Zollman, Philip \_\_\_\_ 1892  
 Zusevics, Markus \_\_\_\_ 2009,10,11

### **Floyd of Rosedale** *Iowa vs. Minnesota*

To the winner of the Iowa-Minnesota football game goes possession of a statue of a pig named "Floyd of Rosedale."

A bet in 1935 between Minnesota Governor Floyd B. Olson and Iowa Governor Clyde Herring gave birth to Floyd of Rosedale. Tensions between the two state universities had been running high and a wager was made in an effort to relieve the situation.

After Iowa lost the 1935 game, Herring presented Olson with Floyd of Rosedale, a full-blooded champion pig and a brother of BlueBoy from Will Rogers' movie State Fair. Olson gave the pig to the University of Minnesota and commissioned St. Paul sculptor Charles Brioscho to capture Floyd's image.

The result is a bronze pig 21 inches long and 15 inches high and weighs in at 98.3 pounds. Floyd currently resides in Iowa City as a result of Iowa's 40-35 victory last season in Iowa City. Minnesota holds a 42-37-2 advantage in the series with Floyd of Rosedale on the line. The winning university is entitled to keep the trophy until it loses the annual battle.



### **Heartland Trophy** *Iowa vs. Wisconsin*

The Heartland Trophy was inaugurated in 2004 and goes each year to the winner of the football battle between Iowa and Wisconsin.

The trophy was designed and crafted by artist and former Iowa football player Frank Strub. The trophy, which is a bull mounted on a walnut base (native to both Wisconsin and Iowa), has been inscribed with the scores of all games in the long-time series. The teams have met 89 times, with Wisconsin holding a 44-43-2.

The series is tied 5-5 since the inception of the Heartland Trophy in 2004. Iowa regained possession of the Heartland Trophy following last season's 10-6 win in Madison. The winning university is entitled to keep the trophy until it loses the annual battle.



### **Cy-Hawk Trophy** *Iowa vs. Iowa State*

When The University of Iowa resumed its football series with Iowa State in 1977, the Des Moines Athletic Club donated a trophy to be awarded to the winner of the annual in-state battle.

The original Cy-Hawk Trophy featured a football player in the classic running back pose and a likeness of both Herky the Hawkeye and Cy the Cardinal. A new Cy-Hawk Trophy, selected through a fan vote, was introduced for the 2012 contest, which is a part of the Iowa Corn Cy-Hawk Series.

The Hawkeyes hold a 41-22 advantage in the series that began in 1894, including a 25-13 margin since 1977 when the Cy-Hawk Trophy was first awarded. Iowa regained possession of the trophy with a 31-17 victory last season in Ames. The winning university is entitled to keep the trophy until it loses the annual battle.




### **The Heroes Game** *Iowa vs. Nebraska*

The Heroes Game was created to highlight the border rivalry between Iowa and Nebraska. The institutions annually honor one citizen from each of their respective states who are admired for their brave deeds and noble qualities.

These heroes are nominated by friends, neighbors or co-workers and are guests of the two teams at the game, where they will be honored on-field. Each will also have their name and hometown etched on the Heroes Trophy.

Nebraska holds a 29-14-3 advantage in the all-time series. The trophy resides in Iowa City after Iowa's 28-20 victory in Lincoln in 2015.



### **Herky and the Hawkeyes**

The University of Iowa borrowed its athletic nickname from the state of Iowa many years ago.

The name Hawkeye was originally applied to a hero in a fictional novel, The Last of the Mohicans, written by James Fenimore Cooper. Author Cooper had the Delaware Indians bestow the name on a white scout who lived with them.

In 1838, 12 years after the book was published, people in the territory of Iowa acquired the nickname, chiefly through the efforts of Judge David Rorer of Burlington and James Edwards of Fort Madison.

Edwards, editor of the Fort Madison Patriot, moved his paper to Burlington in 1843 and renamed it the Burlington Hawk Eye. The two men continued their campaign to popularize the name and territorial officials eventually gave it their formal approval.

The Hawkeye nickname gained a tangible symbol in 1948 when a cartoon character, later to be named Herky the Hawk, was hatched. The creator was Richard Spencer III, instructor of journalism.

The impish hawk was an immediate hit and he acquired a name through a statewide contest staged by the athletic department. John Franklin, a Belle Plaine alumnus, was the man who suggested Herky.

Since his birth over 60 years ago, Herky has symbolized Iowa athletics and epitomized University life. He even donned a military uniform during the Korean War and became the insignia of the 124th Fighter Squadron.

During the mid 1950s Herky came to life at a football game as the Iowa mascot. Since then Herky has been a familiar figure at Iowa athletic events.



Kinnick Stadium, home for the Iowa football team, served its 86th season of hosting Hawkeye football games in 2015. One of the 25 largest college-owned stadiums in the nation and one of college football's finest facilities, Kinnick Stadium is routinely filled on Saturdays each fall.

A two-year, \$90 million restoration and renovation project for the stadium was completed prior to the start of the 2006 season. The project, which was the largest such undertaking ever for Iowa athletics, included an entirely new south end zone and a new press and hospitality facility. The end zone project, which included new locker rooms, training room and media facilities for the Hawkeye football team on game days, was completed prior to the 2005 season. The Paul J. Brechler Press Box, a completely new four-level press and hospitality facility, opened for the 2006 season. The facility extends the full length of the west side of the stadium. It includes 47 private viewing suites and over 1,000 club seats.

The renovation also provided a new entry plaza (Krauss Family Plaza) to the south entrance, wider seats throughout most of the stadium, new and upgraded restroom facilities and concession areas, and an upgraded sound system. It also raised the official capacity of Kinnick Stadium to 70,585.

Iowa draws sellout crowds for a majority of all home games, including 64 of the last 86 games over the last 14 seasons. Iowa had a sellout streak of 36 straight games snapped in its 2008 home finale vs. Purdue (Nov. 15, 2008).

The Hawkeyes annually rank among the top 25 schools in the nation in home attendance. Iowa ranked 24th in home attendance in 2015 with its average of 63,142. Big Ten Conference football games in 2015 drew over 6.5 million fans, setting a single-season record while surpassing six million fans for the fourth straight year. The Big Ten annually ranks first or second nationally in home attendance.

Construction on the original 53,000-seat stadium was completed Oct. 5, 1929, at a cost of \$497,151.42. Original construction took six months, but it has undergone several facelifts since. Seats were added to the south end zone in 1956, raising the capacity to 60,000. The north end zone was enclosed and capacity increased to 66,000 prior to the 1983 season. With three more expansion projects completed since, Kinnick now seats 70,585. Kinnick Stadium has 20 miles of bleacher seats and is 79 rows high on each side.

Beside the expansions, an artificial surface was installed in 1972. That carpet was replaced in 1981. Prior to the 1989 season a natural grass playing field, Prescription Athletic Turf, was installed. The playing surface was replaced with new sod prior to the 1997 season and during the 2005 season.

The playing surface was replaced prior to the 2009 season, this time with state-of-the-art Field Turf. Permanent practice lights were installed prior to the 2012 season and upgraded to provide broadcast-quality lighting prior to the 2015 season.

The original five-floor press box was constructed in 1958 at a cost of \$490,628.62, and was located between the 25-yard lines on the west side of the stadium. Between 1995 and 1999, the Kinnick Stadium press box underwent a \$3 million improvement and renovation project, which included the addition of 18 private viewing suites and the remodeling of all five levels. The original press box was demolished in December, 2005.

Spectators attending home games of the Iowa Hawkeyes enjoy all the benefits of watching a game on television, thanks to the installation of all new and expanded video boards and scoreboards prior to the 2013 season. The \$9 million upgrade included large scale, HD video display units, which offer spectators live game action, instant replays and other features. In addition to the expanded main board in the south end zone, two additional video boards and a video ribbon were added to the south end zone. The sound system renovation was completed prior to the 2014 season.

Kinnick Stadium has a rich history, beginning with a 46-0 Hawkeye win over Monmouth in the facility's first game. The Hawkeyes tied Illinois 7-7 in the dedication game Oct. 19, 1929.

In 1972, the name was changed from Iowa Stadium to Kinnick Stadium in honor of Iowa's 1939 Heisman Trophy winner, Nile Kinnick. His No. 24 jersey was retired by the school because of his success as a scholar-athlete at the University.

Iowa's all-time record in Kinnick Stadium is 276-177-15. Iowa's longest home winning streak of 22 games spanned the 2002 to 2005 seasons. The Hawkeyes have had 12 undefeated home seasons, including 2003, 2004 and 2015. Iowa posted a 6-1 home record in 2002, 2008, 2009 and 2011.

The school's all-time home total attendance record was set in 2006 (494,095 fans) and matched in both 2010 and 2011. The average per game record (70,585) was established in 2005 and matched in 2006, 2007, 2010 and 2011. Iowa's record season attendance mark for all games is 905,840 set in 1990, a 75,487 per game average.

**Kinnick Stadium Attendance**
**Year-By-Year**

Year	Home Total	Home Avg.	Season Total	Season Avg.
1934	84,000	28,000	195,500	24,438
1935	116,000	23,200	193,000	24,125
1936	64,000	16,000	186,200	23,275
1938	64,000	16,000	152,000	19,000
1939	129,500	32,375	234,500	29,313
1940	106,700	26,675	262,730	32,837
1941	88,200	29,400	199,539	24,942
1942	110,400	15,771	179,043	17,904
1943	41,200	10,300	106,849	12,831
1944	42,200	10,550	111,056	13,882
1945	64,100	16,025	212,502	23,611
1946	197,811	39,562	384,191	42,688
1947	187,844	46,961	488,752	54,306
1948	212,708	42,542	356,542	39,616
1949	218,021	43,604	356,352	39,594
1950	222,921	44,584	456,473	50,719
1951	157,883	39,471	392,563	43,618
1952	181,164	45,291	349,467	38,829
1953	211,109	42,222	406,570	45,174
1954	245,421	49,084	491,608	54,623
1955	201,072	50,268	545,025	60,558
1956	306,478	51,079	534,550	53,455
1957	203,709	50,927	500,856	55,651
1958	329,673	54,912	630,262	63,026
1959	279,400	55,880	518,894	57,655
1960	264,100	52,820	506,590	56,288
1961	290,250	58,050	516,360	57,373
1962	282,216	56,212	478,828	53,203
1963	230,200	57,550	463,096	57,887
1964	266,391	53,278	483,697	53,744
1965	263,700	52,740	513,198	51,319
1966	278,628	46,438	498,688	49,869
1967	241,993	48,399	506,550	50,655
1968	294,126	49,021	473,811	47,381
1969	301,287	50,218	504,083	50,408
1970	248,643	49,728	490,438	49,043
1971	233,150	46,630	569,876	51,807
1972	220,833	44,166	537,504	48,864
1973	217,846	43,569	616,884	56,080
1974	291,600	48,600	571,185	51,926
1975	320,690	53,448	531,319	48,302
1976	267,327	53,465	614,382	55,853
1977	377,410	53,916	651,869	59,261
1978	319,289	53,214	595,281	54,116
1979	358,245	59,708	674,581	61,326
1980	359,750	59,958	668,008	60,728
1981	360,381	60,064	801,550	66,796
1982	297,766	59,553	692,455	57,705
1983	330,610	66,122	879,338	73,278
1984	396,784	66,131	764,793	58,830
1985	396,773	66,129	827,795	68,983
1986	*472,041	67,434	852,604	71,050
1987	338,500	67,700	769,187	59,168
1988	406,200	67,700	773,190	59,476
1989	406,200	67,700	680,171	61,834
1990	414,349	69,058	*905,840	*75,487
1991	420,424	70,071	772,358	64,363
1992	420,234	70,039	797,025	66,419
1993	403,842	67,307	746,480	62,207
1994	409,516	68,253	691,637	62,876





## Kinnick Stadium Attendance

### Year-By-Year - Continued

Year	Home Total	Home Avg.	Season Total	Season Avg.
1995	410,226	68,371	804,265	67,022
1996	416,425	69,404	741,004	61,750
1997	405,788	67,631	824,701	68,725
1998	409,981	68,330	644,541	58,595
1999	380,786	63,464	711,744	64,704
2000	366,737	61,123	688,495	57,375
2001	387,987	64,665	687,476	57,290
2002	452,498	64,643	872,788	67,138
2003	460,584	65,798	896,753	68,891
2004	422,382	70,397	896,171	74,681
2005	423,510	*70,585	831,425	69,285
2006	494,095	*70,585	846,690	65,130
2007	423,510	*70,585	814,403	67,867
2008	491,186	70,169	834,519	64,194
2009	491,499	70,214	913,813	70,293
2010	494,095	*70,585	859,122	66,086
2011	494,095	*70,585	880,168	67,705
2012	493,315	70,474	813,426	73,948
2013	469,872	67,125	866,912	66,686
2014	472,584	67,512	762,818	58,678
2015	441,992	63,142	925,382	66,099

\*indicates Iowa record. No attendance figures were kept for the 1929-1933 and 1937 seasons.

## Largest Home Crowds

### Following 1990 expansion

Attend.	Opponent	Date
70,585	Minnesota	11/14/15
70,585	Iowa State	9/13/14
70,585	Michigan State	11/12/11
70,585	Michigan	11/5/11
70,585	Indiana	10/22/11
70,585	Northwestern	10/15/11
70,585	Louisiana-Monroe	9/24/11
70,585	Pittsburgh	9/17/11
70,585	Tennessee Tech	9/8/11
70,585	Ohio State	11/20/10
70,585	Michigan State	10/30/10
70,585	Wisconsin	10/23/10
70,585	Penn State	10/2/10
70,585	Ball State	9/25/10
70,585	Iowa State	9/11/10
70,585	Eastern Illinois	9/04/10
70,585	Minnesota	11/21/09
70,585	Northwestern	11/7/09
70,585	Indiana	10/31/09
70,585	Michigan	10/10/09
70,585	Arizona	9/19/09
70,585	Penn State	11/8/08
70,585	Wisconsin	10/18/08
70,585	Northwestern	9/27/08
70,585	Iowa State	9/13/08
70,585	FL International	9/6/08
70,585	Maine	8/30/08
70,585	Western Michigan	11/17/07
70,585	Minnesota	11/10/07
70,585	Michigan State	10/27/07
70,585	Illinois	10/13/07
70,585	Indiana	9/29/07
70,585	Syracuse	9/8/07

70,585	Wisconsin	11/11/06
70,585	Northwestern	11/4/06
70,585	Northern Illinois	10/28/06
70,585	Purdue	10/7/06
70,585	Ohio State	9/30/06
70,585	Iowa State	9/16/06
70,585	Montana	9/2/06
70,585	Minnesota	11/19/05
70,585	Michigan	10/22/05
70,585	Indiana	10/15/05
70,585	Illinois	10/1/05
70,585	Northern Iowa	9/17/05
70,585	Ball State	9/3/05
70,397	Wisconsin	11/20/04
70,397	Purdue	11/6/04
70,397	Ohio State	10/16/04
70,397	Michigan State	10/2/04
70,397	Iowa State	9/11/04
70,397	Kent State	9/4/04
70,397	Minnesota	11/15/03
70,397	Illinois	11/1/03
70,397	Penn State	10/25/03
70,397	Michigan	10/4/03
70,397	Arizona State	9/20/03
70,397	Wisconsin	11/2/02
70,397	Iowa State	9/14/02
70,397	Michigan	10/27/01
70,397	Iowa State	9/16/00
70,397	Nebraska	9/4/99
70,397	Wisconsin	10/24/98
70,397	Northwestern	10/10/98
70,397	Michigan	10/3/98
70,397	Iowa State	9/12/98
70,397	Purdue	11/1/97
70,397	Illinois	9/29/97
70,397	Northwestern	11/9/96
70,397	Ohio State	10/26/96
70,397	Michigan State	10/5/96
70,397	Iowa State	9/14/96
70,397	Illinois	11/4/95
70,397	Penn State	10/21/95
70,397	Northern Iowa	9/9/95
70,397	Michigan	10/1/94
70,397	Iowa State	9/10/94
70,397	Illinois	10/16/93
70,397	Penn State	9/18/93
70,397	Ohio State	10/31/92
70,397	Purdue	10/24/92
70,397	Wisconsin	10/10/92
70,397	Iowa State	9/12/92
70,397	Miami (FL)	9/5/92
70,389	Iowa State	9/22/90

## Largest Home Crowds

### Prior to 1990 expansion

Attend.	Opponent	Date
67,700	Minnesota	11/25/89
67,700	Illinois	11/4/89
67,700	Michigan	10/21/89
67,700	Michigan State	10/7/89
67,700	Tulsa	9/30/89
67,700	Oregon	9/16/89
67,700	Ohio State	11/12/88
67,700	Northwestern	11/5/88
67,700	Michigan	10/15/88
67,700	Wisconsin	10/8/88
67,700	Iowa State	9/24/88
67,700	Colorado	9/17/88
67,700	Minnesota	11/21/87
67,700	Indiana	10/31/87
67,700	Purdue	10/24/87
67,700	Michigan State	10/3/87
67,700	Kansas State	9/26/87
67,700	Wisconsin	10/11/86
67,700	Iowa State	9/13/86

## Largest Home Crowds

### Prior to 1983 expansion

Attend.	Opponent	Date
60,160	Nebraska	9/12/1981
60,150	Wisconsin	10/21/1961
60,145	Iowa State	9/27/1980
60,114	Purdue	11/7/1981
60,103	Michigan State	11/21/1981

## Largest Road Crowds

Attend.	Opponent	Date
112,784	Michigan	10/16/10
111,496	Michigan	10/26/02
111,428	Michigan	9/25/04
110,923	Michigan	10/21/06
109,316	Penn State	9/26/09
108,951	Penn State	10/6/07
108,247	Penn State	9/28/02
108,062	Penn State	10/23/04
106,505	Michigan	10/18/97
106,192	Michigan	10/3/92
105,915	Michigan	10/17/81
105,897	Michigan	10/18/86
*105,611	Washington	1/1/82
105,517	Michigan	10/20/90
105,455	Ohio State	11/14/09
105,423	Michigan	10/2/93
105,406	Michigan	10/17/87
105,225	Ohio State	9/24/05
105,044	Ohio State	10/18/03
104,617	Michigan	10/29/77
104,559	Michigan	10/22/83
103,497	Penn State	10/8/11
*103,292	UCLA	1/1/86
*101,273	Washington	1/1/91
*98,297	California	1/1/59
*97,126	Oregon State	1/1/57

\*Rose Bowl



## Individual

### Scoring

Points \_\_\_\_\_ 30 \_\_\_\_\_ by Mike Northington, Purdue, 11/3/73  
 TDs \_\_\_\_\_ 5 \_\_\_\_\_ by Mike Northington, Purdue, 11/3/73  
 PATs \_\_\_\_\_ 9 \_\_\_\_\_ by Jeff Skillett vs. Cincinnati, 9/15/90  
 FGs \_\_\_\_\_ 5 \_\_\_\_\_ by David Fuess, Tulsa, 9/30/89

### Rushing

Attempts \_\_\_\_\_ 48 \_\_\_\_\_ by Sean Glover, Indiana, 10/14/95  
 Yards \_\_\_\_\_ 314 \_\_\_\_\_ by Tavian Banks vs. Tulsa, 9/13/97  
 TDs \_\_\_\_\_ 5 \_\_\_\_\_ by Mike Northington, Purdue, 11/3/73

### Passing

Attempts \_\_\_\_\_ 60 \_\_\_\_\_ by Scott Mullen vs. Indiana, 10/23/99  
 \_\_\_\_\_ 60 \_\_\_\_\_ by Eric Hunter, Purdue, 11/17/90  
 Completions \_\_\_\_\_ 37 \_\_\_\_\_ by Blake Powers, Indiana, 10/15/05  
 Yards \_\_\_\_\_ 433 \_\_\_\_\_ by Gino Torretta, Miami (FL), 9/5/92  
 TDs \_\_\_\_\_ 5 \_\_\_\_\_ by Chuck Long vs. Northern Illinois, 9/21/85  
 \_\_\_\_\_ 5 \_\_\_\_\_ by Fred Riddle vs. Indiana, 10/12/63  
 Interceptions \_\_\_\_\_ 7 \_\_\_\_\_ by Gary Snook vs. N. Carolina St., 11/20/65

### Receiving

Catches \_\_\_\_\_ 14 \_\_\_\_\_ by Dan Bitson, Tulsa, 9/30/89  
 Yards \_\_\_\_\_ 235 \_\_\_\_\_ by Dan Bitson, Tulsa, 9/30/89  
 TDs \_\_\_\_\_ 4 \_\_\_\_\_ by Ed Hinkel vs. Minnesota, 11/19/05

### Total Offense

Plays \_\_\_\_\_ 74 \_\_\_\_\_ by Scott Mullen vs. Indiana, 10/23/99  
 Yards \_\_\_\_\_ 473 \_\_\_\_\_ by Scott Mullen vs. Indiana, 10/23/99  
 \*TDR \_\_\_\_\_ 5 \_\_\_\_\_ by Brad Banks vs. Northwestern, 11/2/02  
 \_\_\_\_\_ 5 \_\_\_\_\_ by Chuck Long vs. Michigan State, 10/5/85  
 \_\_\_\_\_ 5 \_\_\_\_\_ by Chuck Long vs. Northern Illinois, 9/21/85  
 \_\_\_\_\_ 5 \_\_\_\_\_ by Mike Northington, Purdue, 11/3/73  
 \_\_\_\_\_ 5 \_\_\_\_\_ by Fred Riddle vs. Indiana, 10/12/63

*\*indicates touchdowns responsible for*

## Team

### Scoring

Points \_\_\_\_\_ 70 \_\_\_\_\_ vs. Utah State, 9/28/57  
 TDs \_\_\_\_\_ 10 \_\_\_\_\_ vs. Utah State, 9/28/57  
 \_\_\_\_\_ 10 \_\_\_\_\_ vs. Texas-El Paso, 9/27/86  
 PATs \_\_\_\_\_ 9 \_\_\_\_\_ vs. Cincinnati, 9/15/90  
 FGs \_\_\_\_\_ 5 \_\_\_\_\_ by Tulsa, 9/30/89

### Rushing

Attempts \_\_\_\_\_ 82 \_\_\_\_\_ vs. South Dakota, 10/5/40  
 Yards \_\_\_\_\_ 595 \_\_\_\_\_ by Minnesota, 10/28/34  
 TDs \_\_\_\_\_ 9 \_\_\_\_\_ vs. Cincinnati, 9/15/90

### Passing

Attempts \_\_\_\_\_ 61 \_\_\_\_\_ vs. Indiana, 10/23/99  
 Completions \_\_\_\_\_ 36 \_\_\_\_\_ vs. Indiana, 10/23/99  
 Yards \_\_\_\_\_ 575 \_\_\_\_\_ vs. Northwestern, 10/8/83  
 TDs \_\_\_\_\_ 6 \_\_\_\_\_ vs. Northern Illinois, 9/21/85  
 Interceptions \_\_\_\_\_ 7 \_\_\_\_\_ vs. North Carolina State, 11/20/65

### Total Offense

Plays \_\_\_\_\_ 104 \_\_\_\_\_ by Notre Dame, 10/5/68  
 Yards \_\_\_\_\_ 713 \_\_\_\_\_ vs. Northwestern, 10/8/83

### Miscellaneous

First Downs \_\_\_\_\_ 36 \_\_\_\_\_ vs. Washington State, 9/27/69  
 Penalty Yards \_\_\_\_\_ 145 \_\_\_\_\_ by Notre Dame, 11/22/52

### Longest Plays

Run \_\_\_\_\_ 96 \_\_\_\_\_ by Eddie Vincent vs. Purdue, 11/6/54  
 Pass \_\_\_\_\_ 95 \_\_\_\_\_ by Brad Banks to Dallas Clark,  
 vs. Purdue, 10/5/02  
 Punt Return \_\_\_\_\_ 94 \_\_\_\_\_ by Bob Longley vs. Oregon, 10/29/49  
 Kickoff Return \_\_\_\_\_ 100 \_\_\_\_\_ by Joe Williams vs.  
 Notre Dame, 11/25/61  
 Interception Return \_\_\_\_\_ 100 \_\_\_\_\_ by Rod Woodson, Purdue, 11/15/86  
 Fumble Return \_\_\_\_\_ 84 \_\_\_\_\_ by Dayton Perry vs. Purdue, 10/22/60  
 Blocked Punt Return \_\_\_\_\_ 66 \_\_\_\_\_ by Jim Walker vs. Wisconsin, 10/12/40  
 Blocked FG Return \_\_\_\_\_ 87 \_\_\_\_\_ by LeVar Woods vs.  
 Northern Illinois, 9/18/99  
 Punt \_\_\_\_\_ 96 \_\_\_\_\_ by George O'Brien, Wisconsin, 10/18/52  
 Field Goal \_\_\_\_\_ 57 \_\_\_\_\_ by Marshall Koehn  
 vs. Pittsburgh, 9/19/15  
 \_\_\_\_\_ 57 \_\_\_\_\_ by Lee Pistor, Arizona, 9/24/77

**NOTE:** The Iowa football records and best performances, compiled by the Iowa Athletic Communications Office, begin with the 1939 season, commonly called the "Modern Era" of Big Ten and NCAA athletics. **Throughout the records section, players listed in bold face are current Iowa players.**

**Points**

Game \_\_\_\_\_ 24 on 11 occasions  
   **(last by Akrum Wadley at Northwestern, 10/17/2015)**  
 Season \_\_\_\_\_ 120 by Shonn Greene, 2008  
   120 by Nate Kaeding, 2002  
 Career \_\_\_\_\_ 373 by Nate Kaeding, 2000-03

**Kicking Points**

Game \_\_\_\_\_ 17 by Kyle Schlicher at Minnesota, 11/13/2004  
 Season \_\_\_\_\_ 120 by Nate Kaeding, 2002  
 Career \_\_\_\_\_ 367 by Nate Kaeding, 2000-03

**Touchdowns**

Game \_\_\_\_\_ 4 on 11 occasions  
   **(last by Akrum Wadley at Northwestern, 10/17/2015)**  
 Season \_\_\_\_\_ 20 by Shonn Greene, 2008  
 Career \_\_\_\_\_ 36 by Tavian Banks, 1994-97  
  
 Cons. Carries \_\_\_ 3 by Aaron Greving vs. Kent State, 9/1/2001

**Field Goals**

Game \_\_\_\_\_ 5 by Kyle Schlicher at Minnesota, 11/13/2004  
 Season \_\_\_\_\_ 21 by Kyle Schlicher, 2004  
   21 by Rob Houghtlin, 1987  
 Career \_\_\_\_\_ 67 by Nate Kaeding, 2000-03  
 Consecutive \_\_\_ 22 by Nate Kaeding, 2001-02

**FG Attempts**

Game \_\_\_\_\_ 5 by Mike Meyer vs. Northern Illinois, 9/01/2012  
   5 by Mike Meyer at Indiana, 11/06/2010  
   5 by Kyle Schlicher at Minnesota, 11/13/2004  
 Season \_\_\_\_\_ 30 by Rob Houghtlin, 1987  
 Career \_\_\_\_\_ 83 by Nate Kaeding, 2000-03

**PATs Made**

Game \_\_\_\_\_ 9 on two occasions  
   **(last by Zach Bromert vs. Iowa State, 9/20/1997)**  
 Season \_\_\_\_\_ 57 by Nate Kaeding, 2002  
 Career \_\_\_\_\_ 167 by Nate Kaeding, 2000-03  
 Consecutive \_\_\_ 122, Mike Meyer, 2010-13

**PAT Attempts**

Game \_\_\_\_\_ 9 on six occasions  
   **(last by Zach Bromert vs. Indiana, 10/25/1997)**  
 Season \_\_\_\_\_ 58 by Nate Kaeding, 2002  
 Career \_\_\_\_\_ 169 by Nate Kaeding, 2000-03

**Rushing Attempts**

Game \_\_\_\_\_ 43 by Jordan Canzeri vs. Illinois, 10/10/2015  
 Season \_\_\_\_\_ 316 by Sedrick Shaw, 1995  
 Career \_\_\_\_\_ 837 by Sedrick Shaw, 1993-96

**Yards Gained**

Game \_\_\_\_\_ 314 by Tavian Banks vs. Tulsa, 9/13/1997  
 Season \_\_\_\_\_ 1,850 by Shonn Greene, 2008  
 Career \_\_\_\_\_ 4,156 by Sedrick Shaw, 1993-96

**Touchdowns**

Game \_\_\_\_\_ 4 on seven occasions  
   **(last by Akrum Wadley at Northwestern, 10/17/2015)**  
 Season \_\_\_\_\_ 20 by Shonn Greene, 2008  
 Career \_\_\_\_\_ 33 by Tavian Banks, 1994-97  
   33 by Sedrick Shaw, 1993-96

**Receiving Receptions**

Game \_\_\_\_\_ 13 by Kevin Kasper at Ohio State, 10/30/1999  
   13 by Nick Bell at Indiana, 10/29/1988  
 Season \_\_\_\_\_ 82 by Marvin McNutt, Jr., 2011  
   82 by Kevin Kasper, 2000  
 Career \_\_\_\_\_ 174 by Kevonte Martin-Manley, 2011-14

**Yards Gained**

Game \_\_\_\_\_ 256 by Quinn Early vs. Northwestern, 11/7/1987  
 Season \_\_\_\_\_ 1,315 by Marvin McNutt, Jr., 2011  
 Career \_\_\_\_\_ 2,861 by Marvin McNutt, Jr., 2008-2011

**Touchdowns**

Game \_\_\_\_\_ 4 by Ed Hinkel vs. Minnesota, 11/19/2005  
   4 by Quinn Early vs. Northwestern, 11/7/1987  
 Season \_\_\_\_\_ 12 by Marvin McNutt, Jr., 2011  
 Career \_\_\_\_\_ 28 by Marvin McNutt, Jr., 2008-2011

**Passing Attempts**

Game \_\_\_\_\_ 60 by Scott Mullen vs. Indiana, 10/23/1999  
   60 by Chuck Hartlieb vs. Indiana, 10/29/1988  
 Season \_\_\_\_\_ 460 by Chuck Hartlieb, 1988  
 Career \_\_\_\_\_ 1,203 by Chuck Long, 1981-85

**Completions**

Game \_\_\_\_\_ 44 by Chuck Hartlieb vs. Indiana, 10/29/1988  
 Season \_\_\_\_\_ 288 by Chuck Hartlieb, 1988  
 Career \_\_\_\_\_ 782 by Chuck Long, 1981-85  
 Consecutive \_\_\_ 22 by Chuck Long vs. Indiana, 1984

**Completion Percentage**

Game \_\_\_\_\_ 100 by Brad Banks (10-10) vs. Northwestern, 11/09/2002  
 Season \_\_\_\_\_ 67.1 by Chuck Long (216 of 322), 1984  
 Career \_\_\_\_\_ 65.0 by Chuck Long (782 of 1,203), 1981-85

**Yards Gained**

Game \_\_\_\_\_ 558 by Chuck Hartlieb vs. Indiana, 10/29/1988  
 Season \_\_\_\_\_ 3,738 by Chuck Hartlieb, 1988  
 Career \_\_\_\_\_ 10,461 by Chuck Long, 1981-85

**Touchdowns**

Game \_\_\_\_\_ 7 by Chuck Hartlieb vs. Northwestern, 11/7/1987  
 Season \_\_\_\_\_ 27 by Chuck Long, 1985  
 Career \_\_\_\_\_ 74 by Chuck Long, 1981-85

**Pass Efficiency (since 1979)**

Season \_\_\_\_\_ 157.63 by Ricky Stanzi, 2010  
 Career \_\_\_\_\_ 155.53 by Brad Banks, 2001-02

**Total Offense****Yards Gained**

Game \_\_\_\_\_ 516 by Chuck Hartlieb vs. Indiana, 10/29/1988  
 Season \_\_\_\_\_ 3,530 by Chuck Hartlieb, 1988  
 Career \_\_\_\_\_ 10,254 by Chuck Long, 1981-85

**Punt Returns****Number**

Game \_\_\_\_\_ 9 by Nile Kinnick vs. Indiana, 10/7/1939  
 Season \_\_\_\_\_ 40 by Ramon Ochoa, 2003  
 Career \_\_\_\_\_ 124 by Peter Marciano, 1986-89

**Yards Returned**

Game \_\_\_\_\_ 201 by Nile Kinnick vs. Indiana, 10/7/1939  
 Season \_\_\_\_\_ 495 by Ramon Ochoa, 2003  
 Career \_\_\_\_\_ 1,102 by Tim Dwight, 1994-97

**Touchdowns**

Game \_\_\_\_\_ 2 by Kevonte Martin-Manley vs. W. Michigan, 9/21/2013  
 Season \_\_\_\_\_ 3 by Tim Dwight, 1997  
 Career \_\_\_\_\_ 5 by Tim Dwight, 1994-97

**Kickoff Returns****Number**

Game \_\_\_\_\_ 9 by Tim Dwight vs. Ohio State, 10/28/1995  
 Season \_\_\_\_\_ 43 by Earl Douthitt, 1973  
 Career \_\_\_\_\_ 78 by Earl Douthitt, 1972-74

**Yards Returned**

Game \_\_\_\_\_ 187 by Sid Thomas vs. Michigan State, 11/23/1974  
 Season \_\_\_\_\_ 994 by Earl Douthitt, 1973  
 Career \_\_\_\_\_ 1,762 by Earl Douthitt, 1972-74

**Touchdowns**

Game \_\_\_\_\_ 1, on several occasions  
 (last by Jordan Cotton vs. Penn State, 10/20/12)  
 Season \_\_\_\_\_ 1, on several occasions  
 (last by Jordan Cotton vs. Penn State, 10/20/12)  
 Career \_\_\_\_\_ 2 by Derrell Johnson-Koulianos, 2009 and 2010  
 2 by Kahlil Hill, 1998 and 2000

**Punting****Number**

Game \_\_\_\_\_ 16 by Nile Kinnick vs. Notre Dame, 11/11/1939  
 #Season \_\_\_\_\_ 86 by Ryan Donahue, 2007  
 Career \_\_\_\_\_ 272 by Jason Baker, 1997-00

**Yards**

Game \_\_\_\_\_ 731 by Nile Kinnick vs. Notre Dame, 11/11/1939  
 Season \_\_\_\_\_ 3,533 by Ryan Donahue, 2007  
 Career \_\_\_\_\_ 11,304 by Jason Baker, 1997-00

**Average**

Game (min. 4) \_\_\_\_\_ 55.8 by Reggie Roby vs. Nebraska, 9/12/1981  
 Season \_\_\_\_\_ 49.8 by Reggie Roby, 1981  
 Career \_\_\_\_\_ 45.4 by Reggie Roby, 1979-82

# - - Big Ten Record

**Interceptions****Number**

Game \_\_\_\_\_ 3, Tyler Sash at Iowa State, 9/12/2009  
 \*3, Grant Steen at Indiana, 10/19/2002  
 Season \_\_\_\_\_ **8 by Desmond King, 2015**  
 8 by Lou King, 1981  
 8 by Nile Kinnick, 1939  
 Career \_\_\_\_\_ 18 by Devon Mitchell, 1982-85  
 18 by Nile Kinnick, 1937-39

**Return Yards**

Season \_\_\_\_\_ 203, Tyler Sash, 2009  
 Career \_\_\_\_\_ 392, Tyler Sash, 2008-10

**Touchdowns**

Game \_\_\_\_\_ 2 by B.J. Lowery vs. Western Michigan, 9/21/13  
 Season \_\_\_\_\_ 2 by B.J. Lowery, 2013  
 2 by Christian Kirksey, 2012  
 2 by Micah Hyde, 2010  
 2 by Tom Knight, 1995  
 2 by Plez Atkins, 1995  
 Career \_\_\_\_\_ 3 by Tom Knight, 1992, 1994-96

\* - - ties NCAA record for a linebacker

**Tackles****Number**

Game \_\_\_\_\_ 29 by Dave Clement vs. Oregon State, 9/19/1970  
 Season \_\_\_\_\_ 171 by Andre Jackson, 1972  
 Career \_\_\_\_\_ 492 by Larry Station, 1982-85

**Solos**

Game \_\_\_\_\_ 18 by George Davis vs. Minnesota, 11/17/1984  
 Season \_\_\_\_\_ 105 by Tom Rusk, 1977  
 Career \_\_\_\_\_ 308 by Larry Station, 1982-85

**Assists**

Game \_\_\_\_\_ 22 by Dave Clement vs. Oregon State, 9/19/1970  
 Season \_\_\_\_\_ 88 by Andre Jackson, 1972  
 Career \_\_\_\_\_ 220 by James Morris, 2010-13

**For Loss**

Game \_\_\_\_\_ 6 (23 yds.) by Leroy Smith vs. Ohio State, 11/2/1991  
 Season \_\_\_\_\_ 25 (93 yds.) by Jonathan Babineaux, 2004  
 Career \_\_\_\_\_ 79 (409 yds.) by Jared DeVries, 1995-1998

**For Loss (yardage)**

Game \_\_\_\_\_ 53 (4 tackles) by Ron Geater vs. Purdue, 10/25/1991  
 Season \_\_\_\_\_ 153 (20 tackles) by Andre Tippett, 1980  
 Career \_\_\_\_\_ 409 (79 tackles) by Jared DeVries, 1995-1998

**QB Sacks**

Game \_\_\_\_\_ 5 (21 yds.) by Leroy Smith vs. Ohio State, 11/2/1991  
 Season \_\_\_\_\_ 18 (101 yds.) by Leroy Smith, 1991  
 Career \_\_\_\_\_ 43 (323 yds.) by Jared DeVries, 1995-1998

**Blocked Kicks**

Game \_\_\_\_\_ 2 by Kenny Iwebema vs. Syracuse, 9/8/2007  
 2 by Kenny Iwebema vs. Illinois, 10/1/2005  
 2 by Sean Considine at Iowa State, 9/13/2003  
 2 by Maurea Crain vs. Minnesota, 11/21/1992  
 2 by Merton Hanks vs. Wyoming, 12/30/1987  
 Season \_\_\_\_\_ 5 by Jim Caldwell, 1973  
 Career \_\_\_\_\_ 7 by Merton Hanks, 1987-90

NOTE: Players listed in boldface are current players.

## Scoring

### Points

Game \_\_\_\_\_ 70 vs. Utah State, 9/28/1957  
 Season \_\_\_\_\_ 484 in 2002  
 Per game \_\_\_\_\_ 48.5 in 1890

### Touchdowns

Game \_\_\_\_\_ 10 vs. Texas-El Paso, 9/27/1986  
 \_\_\_\_\_ 10 vs. Utah State, 9/28/1957  
 Season \_\_\_\_\_ 60 in 2002

### Field Goals

Game \_\_\_\_\_ 5 at Minnesota, 11/13/2004  
 \_\_\_\_\_ 5 vs. Washington, 12/29/1995  
 Season \_\_\_\_\_ 21 in 2004, 2002 and 1987

### PATs Made

Game \_\_\_\_\_ 9 vs. Iowa State, 9/20/1997  
 \_\_\_\_\_ 9 vs. Cincinnati, 9/15/1990  
 Season \_\_\_\_\_ 57 in 2002

## Rushing

### Attempts

Game \_\_\_\_\_ 82 at Minnesota, 11/2/1968  
 \_\_\_\_\_ 82 vs. South Dakota, 10/5/1940  
 Season \_\_\_\_\_ 607 in 1984

### Yards Gained

Game \_\_\_\_\_ 517 vs. Minnesota, 11/19/1983  
 Season \_\_\_\_\_ 2,784 in 2002  
 Per game \_\_\_\_\_ 255.4 in 1958

### Yards/Attempt

Game \_\_\_\_\_ 11.0 vs. Minnesota, 11/19/1983  
 Season \_\_\_\_\_ 5.3 in 1997

### Touchdowns

Game \_\_\_\_\_ 9 vs. Cincinnati, 9/15/1990  
 Season \_\_\_\_\_ 38 in 1990

## Passing

### Attempts

Game \_\_\_\_\_ 62 at Indiana, 10/29/1988  
 Season \_\_\_\_\_ 470 in 1988

### Completions

Game \_\_\_\_\_ 44 at Indiana, 10/29/1988  
 Season \_\_\_\_\_ 290 in 1988

### Completion Percentage

Game \_\_\_\_\_ 1.000 (12-12) vs. Northwestern, 11/9/2002  
 Season \_\_\_\_\_ .657 (276-420) in 1985

### Yards Gained

Game \_\_\_\_\_ 584 at Northwestern, 11/7/1987  
 Season \_\_\_\_\_ 3,796 in 1987  
 Per game \_\_\_\_\_ 300.9 in 1985

### Touchdowns

Game \_\_\_\_\_ 7 at Northwestern, 11/7/1987  
 Season \_\_\_\_\_ 30 in 1985

## Total Offense

### Plays

Game \_\_\_\_\_ 101 at Minnesota, 11/2/1968  
 Season \_\_\_\_\_ 971 in 1987

### Yards Gained

Game \_\_\_\_\_ 713 vs. Northwestern, 10/8/1983  
 Season \_\_\_\_\_ 5,647 in 1983  
 Per game \_\_\_\_\_ 470.6 in 1983

## First Downs

### Number

Game \_\_\_\_\_ 36 vs. Washington State, 9/27/1969  
 Season \_\_\_\_\_ 284 in 1985  
 Per game \_\_\_\_\_ 23.7 in 1985

## Kickoff Returns

### Number

Season \_\_\_\_\_ 64 in 1973

### Yards Returned

Season \_\_\_\_\_ 1,381 in 1973  
 Per return \_\_\_\_\_ 29.0 in 1941

## Punt Returns

### Number

Season \_\_\_\_\_ 48 in 2003

### Yards Returned

Season \_\_\_\_\_ 636 in 1997  
 Per return \_\_\_\_\_ 17.0 in 1940

## Punting

### Number

Game \_\_\_\_\_ 16 vs. Notre Dame, 11/11/1939  
 Season \_\_\_\_\_ 87 in 2007

### Yards

Game \_\_\_\_\_ 731 vs. Notre Dame, 11/11/1939  
 Season \_\_\_\_\_ 3,551 (87 punts, 40.8 avg.) in 2007

### Yards/Punt

Game \_\_\_\_\_ 55.8 vs. Nebraska, 9/12/1981  
 Season \_\_\_\_\_ 45.5 in 1981



## Scoring

### Points

Game\_\_\_\_\_ 0 on 50 occasions (last vs. Ball State, 9/25/2010)  
 Season\_\_\_\_\_ 5 in 1899  
 Per game\_\_\_\_\_ 0.6 in 1899

### Touchdowns

Game\_\_\_\_\_ 0 on 63 occasions (**last vs. Wisconsin, 10/3/2015**)  
 Season\_\_\_\_\_ 1 in 1899

## Rushing

### Attempts

Game\_\_\_\_\_ 17 at Purdue, 11/18/1989  
 Season\_\_\_\_\_ 362 in 1955

### Yards Gained

Game\_\_\_\_\_ (-73) at Purdue, 11/18/1989  
 Season\_\_\_\_\_ 950 in 1937  
 Per game\_\_\_\_\_ 79.7 in 1981

### Yards/Attempt

Game\_\_\_\_\_ (-4.2) at Purdue, 11/18/1989  
 Season\_\_\_\_\_ 2.4 in 1981

### Touchdowns

Game\_\_\_\_\_ 0 on many occasions (**last vs. Maryland, 10/31/2015**)  
 Season\_\_\_\_\_ 1 in 1899

## Passing

### Attempts

Game\_\_\_\_\_ 1 vs. South Dakota, 10/5/1940  
 1 at Notre Dame, 10/27/1945  
 Season\_\_\_\_\_ 62 in 1944

### Completions

Game\_\_\_\_\_ 0 on many occasions  
 2 vs. Georgia Tech, 1/5/2010  
 2 vs. Purdue, 10/24/1992  
 2 vs. Michigan State, 10/3/1987  
 Season\_\_\_\_\_ 19 in 1944

### Completion Percentage

Game\_\_\_\_\_ .000 on many occasions  
 .200 vs. Michigan State, 10/3/1987  
 Season\_\_\_\_\_ .270 in 1941

### Yards Gained

Game\_\_\_\_\_ (-7) vs. Notre Dame, 10/23/1948  
 Season\_\_\_\_\_ 365 in 1941  
 Per game\_\_\_\_\_ 45.6 in 1941

### Touchdowns

Game\_\_\_\_\_ 0 on many occasions (**last at Nebraska, 11/27/2015**)  
 Season\_\_\_\_\_ 0 on many occasions

## First Downs

### Number

Game\_\_\_\_\_ 2 vs. South Dakota, 10/5/1940  
 2 vs. Nebraska, 11/4/1944  
 Season\_\_\_\_\_ 67 in 1937  
 Per game\_\_\_\_\_ 8.4 in 1937

## Tackles

### For Loss

Game\_\_\_\_\_ 16 vs. Northwestern (-92 yards), 11/16/1991  
 Season\_\_\_\_\_ 114 in 1995

### QB Sacks

Game\_\_\_\_\_ 9 at Purdue (-74 yards), 11/18/1989  
 Season\_\_\_\_\_ 61 in 1991

## Turnovers

### Interceptions

Game\_\_\_\_\_ 7 vs. Wisconsin, 11/13/1982  
 Season\_\_\_\_\_ 23 in 2008 (13 games)  
 23 in 1987 (13 games)  
 23 in 1986 (12 games)

### Fumbles Recovered

Game\_\_\_\_\_ 7 at Purdue, 10/1/1949  
 Season\_\_\_\_\_ 26 in 1977

## Total Offense

### Plays

Game\_\_\_\_\_ 39 vs. Wyoming, 10/17/1953  
 Season\_\_\_\_\_ 475 in 1944

### Yards Gained

Game\_\_\_\_\_ 49 at Northwestern, 10/6/1984  
 Season\_\_\_\_\_ 1,467 in 1937  
 Per game\_\_\_\_\_ 183.3 in 1937

**Rushing (min. 175 yards)**

	Name	Att-Yds.	TDs	Opponent	Date
1.	Tavian Banks	29-314	4	Tulsa	9/13/1997
2.	Ed Podolak	17-286	2	Northwestern	11/9/1968
3.	Jordan Canzeri	43-256	4	Illinois	10/15/2015
4.	Marcus Coker	32-252	2	Minnesota	10/29/2011
5.	Sedrick Shaw	42-250	1	Michigan State	10/7/1995
6.	Phil Blatcher	27-247	2	Michigan State	11/21/1981
7.	Dennis Mosley	39-229	2	Iowa State	9/29/1979
8.	Marcus Coker	33-219	2	Missouri	12/28/2010
9.	Mark Weisman	27-217	3	Central Michigan	9/22/2012
	Shonn Greene	25-217	4	Wisconsin	10/18/2008
	Nick Bell	31-217	3	Wisconsin	10/14/1989
12.	Sedrick Shaw	41-214	3	Wisconsin	11/18/1995
13.	Shonn Greene	30-211	2	Purdue	11/15/2008
14.	<b>Akrum Wadley</b>	<b>26-204</b>	<b>4</b>	<b>Northwestern</b>	<b>10/17/2015</b>
	Tavian Banks	18-204	2	Northern Iowa	9/6/1997
16.	Albert Young	38-202	2	Northwestern	11/5/2005
	Jim Jensen	21-202	2	Indiana	10/18/1975
18.	Eddie Phillips	36-198	1	Minnesota	10/23/1982
19.	<b>LeShun Daniels, Jr.</b>	<b>26-195</b>	<b>3</b>	<b>Minnesota</b>	<b>11/14/2015</b>
20.	Fred Russell	17-194	1	Minnesota	11/16/2002
	Tony Stewart	32-194	0	Iowa State	9/24/1988
	Bob Jeter	9-194	1	California	1/1/1959
23.	Frank Holmes	34-193	2	Oregon State	9/23/1972
24.	Ronnie Harmon	28-191	3	Illinois	9/29/1984
25.	Rick Bayless	33-183	0	Northwestern	10/25/1986
	Jerry Faske	20-183	1	Northwestern	10/22/1949
27.	Tavian Banks	18-182	3	Iowa State	9/14/1996
	Kevin Harmon	31-182	3	Iowa State	9/19/1987
29.	Mark Weisman	30-180	2	Missouri State	9/7/2013
30.	Albert Young	34-179	2	Michigan State	10/27/2007
31.	Sedrick Shaw	32-178	1	Iowa State	9/16/1995
32.	Mark Weisman	21-177	1	Minnesota	9/29/2012
33.	Jeff Brown	31-176	0	Indiana	9/13/1980
34.	Dennis Green	18-175	2	Texas Christian	9/28/1968

**Receiving (min. 150 yards)**

	Name	No-Yds.	TDs	Opponent	Date
1.	Quinn Early	10-256	4	Northwestern	11/7/1987
2.	Deven Harberts	11-233	1	Indiana	10/29/1988
3.	Bill Happel	9-207	3	N. Illinois	9/21/1985
4.	Dave Moritz	11-192	2	Indiana	10/29/1983
5.	Keith Chappelle	12-191	2	Illinois	10/11/1980
6.	Tim Dwight	8-188	1	Northwestern	11/9/1996
7.	Tim Dwight	8-187	3	Iowa State	11/20/1997
8.	Marvin McNutt, Jr.	6-184	3	Indiana	10/22/2011
9.	D. Johnson-Koulianos	7-181	1	Minnesota	11/22/2008
10.	Dave Moritz	8-168	1	Tennessee	12/31/1982
11.	Scott Slutzker	8-167	0	Penn State	10/21/1995
12.	Clinton Solomon	5-166	2	Purdue	10/8/2005
13.	Jim Gibbons	9-164	2	Minnesota	11/9/1957
14.	Al Bream	12-160	2	Illinois	11/25/1967
15.	Andy Brodell	6-159	2	Texas	12/30/2006
	Andy Brodell	7-159	1	Minnesota	11/18/2006
	Marv Cook	9-159	1	Ohio State	11/14/1987
18.	Clinton Solomon	9-157	1	Minnesota	11/13/2004
	Dave Triplett	7-157	1	Wisconsin	10/30/1971
20.	Marvin McNutt, Jr.	4-155	1	Indiana	10/31/2009
	Karl Noonan	10-155	1	Wisconsin	10/17/1964
	Emlen Tunnell	6-155	3	Indiana	10/11/1947
23.	Scott Helverson	8-154	2	Iowa State	9/28/1985
24.	Marvin McNutt, Jr.	9-151	2	Purdue	11/19/2011
	Ed Hinkel	7-151	4	Minnesota	11/19/2005
	Jack Dittmer	5-151	2	Boston U.	11/20/1948

**Passing (min. 300 yards)**

	Name	Comp-Att	Yds.	TDs	Opponent	Date
1.	Chuck Hartlieb	44-60	558	3	Indiana	10/29/1988
2.	Chuck Hartlieb	25-32	471	7	Northwestern	11/7/1987
3.	Chuck Long	29-39	461	6	Texas	12/26/1984
4.	Chuck Hartlieb	30-51	428	3	N.C. State	12/31/1988
5.	Scott Mullen	36-60	426	0	Indiana	10/23/1999
6.	Chuck Long	23-33	420	3	Northwestern	10/8/1983
7.	James Vandenberg	31-48	399	1	Pittsburgh	9/17/2011
	Chuck Long	19-26	399	6	Northwestern	10/26/1985
9.	Jon Beutjer	30-47	380	4	Indiana	9/30/2000
	Chuck Long	30-39	380	4	Michigan State	10/5/1985
11.	Matt Sherman	21-28	374	2	Penn State	10/21/1995
12.	Chuck Long	17-21	369	4	Purdue	10/13/1984
13.	Chuck Hartlieb	27-43	362	1	Michigan	10/17/1987
14.	Chuck Hartlieb	24-40	360	2	Ohio State	11/12/1988
15.	Drew Tate	19-33	357	3	Purdue	10/8/2005
16.	Drew Tate	26-36	354	2	Minnesota	11/18/2006
17.	Drew Tate	19-32	351	4	Minnesota	11/19/2005
18.	Drew Tate	32-55	346	3	Florida	1/2/2006
19.	Chuck Long	16-30	345	2	Penn State	9/17/1983
20.	Drew Tate	25-37	340	1	Michigan State	10/2/2004
	Scott Mullen	28-51	340	3	Minnesota	11/20/1999
22.	Ricky Stanzi	13-26	337	2	Indiana	10/31/2009
23.	Matt Sherman	18-37	334	2	Ohio State	10/28/1995
24.	Drew Tate	24-39	333	2	Minnesota	11/13/2004
	Chuck Hartlieb	20-37	333	1	Ohio State	11/14/1987
26.	Drew Tate	26-39	331	3	Ohio State	10/16/2004
27.	Matt Sherman	19-24	331	3	Northwestern	11/12/1994
28.	Chuck Hartlieb	26-41	328	2	Minnesota	11/21/1987
29.	Jake Rudock	33-52	322	2	Ball State	9/6/14
30.	Pete Gales	23-46	321	1	Purdue	11/8/1980
31.	Chuck Long	29-37	319	1	UCLA	1/1/1986
32.	Jake Rudock	32-56	317	2	Maryland	10/18/14
	Chuck Hartlieb	19-34	317	3	Purdue	10/24/1987
34.	Mike Cilek	27-48	316	2	Illinois	11/22/1967
35.	Scott Mullen	23-34	314	2	W. Michigan	9/9/2000
36.	Jake Rudock	20-30	311	2	Wisconsin	11/22/14
37.	Gary Snook	26-49	310	2	Purdue	10/24/1964
38.	Gary Snook	18-36	309	2	Minnesota	11/7/1964
39.	Jake Christensen	24-42	308	3	Indiana	9/29/2007
	Jim Hartlieb	25-39	308	3	Michigan	10/3/1992
41.	Chuck Long	19-26	304	3	Tennessee	12/31/1982
	Olen Treadway	26-41	304	1	Wisconsin	10/17/1959

**Total Offense (min. 350 yards)**

	Name	Rush	Pass	Total	Opponent	Date
1.	Chuck Hartlieb	(-42)	558	516	Indiana	10/29/1988
2.	Chuck Long	20	461	481	Texas	12/26/1984
3.	Scott Mullen	47	426	473	Indiana	10/23/1999
4.	Chuck Hartlieb	1	471	472	Northwestern	11/7/1987
5.	Chuck Hartlieb	(-18)	428	410	N.C. State	12/31/1988
6.	Chuck Long	6	399	405	Northwestern	10/26/1985
7.	Chuck Long	(-22)	420	398	Northwestern	10/8/1983
8.	James Vandenberg	(-8)	399	391	Pittsburgh	9/17/2011
9.	Jon Beutjer	10	380	390	Indiana	9/30/2000
10.	Chuck Long	5	380	385	Michigan State	10/5/1985
11.	Pete Gales	50	321	371	Purdue	11/8/1980
12.	Drew Tate	24	346	370	Florida	1/2/2006
13.	Drew Tate	12	357	369	Purdue	10/8/2005
14.	Drew Tate	11	354	365	Minnesota	11/18/2006
15.	Ricky Stanzi	24	337	361	Indiana	10/31/2009
16.	Chuck Long	(-9)	369	360	Purdue	10/13/1984
17.	Jake Rudock	36	322	358	Ball State	9/6/14
18.	Drew Tate	5	351	356	Minnesota	11/19/2005
19.	Drew Tate	24	331	355	Ohio State	10/16/2004

**Scoring**

	Name	Points	TDs-PAT	Opponent	Date
1.	<b>Akrum Wadley</b>	<b>24</b>	<b>4-0</b>	<b>Northwestern</b>	<b>10/17/2015</b>
	Jordan Canzeri	24	4-0	Illinois	10/10/2015
	Shonn Greene	24	4-0	Wisconsin	10/18/2008
	Ed Hinkel	24	4-0	Minnesota	11/19/2005
	Tavian Banks	24	4-0	Iowa State	9/20/1997
	Tavian Banks	24	4-0	Tulsa	9/13/1997
	Mike Saunders	24	4-0	Indiana	11/9/1991
	Quinn Early	24	4-0	Northwestern	11/7/1987
	Owen Gill	24	4-0	Iowa State	9/10/1983
	Dennis Mosley	24	4-0	Indiana	9/8/1979
	Larry Lawrence	24	4-0	Minnesota	11/2/1968
12.	Nile Kinnick	23	3-5	South Dakota	9/30/1939
13.	37 players tied with 18 (last time by Mark Weisman vs. Northwestern, 10/01/2014)				

**Interceptions**

	Name	INT	Opponent	Date
1.	Tyler Sash	3	Iowa State	9/12/2009
	Grant Steen	3	Indiana	10/19/2002

**Interceptions Returns for Touchdowns**

	Name	TDs	Opponent	Date
1.	B.J. Lowery	2 (35 & 13 yds.)	Western Michigan	9/21/2013

**Punt Returns for Touchdowns**

	Name	TDs	Opponent	Date
1.	K. Martin-Manley	2 (83 & 63 yds.)	W. Michigan	9/21/13

**Tackles (min. 20 tackles)**

	Name	Total	Solo-Ast.	Opponent	Date
1.	Dave Clement	29	7-22	Oregon State	9/19/1970
2.	Bobby Diaco	26	10-16	Indiana	10/14/1995
3.	Dave Brooks	26	13-13	Illinois	11/21/1970
4.	Bob Sanders	25	14-11	Indiana	10/20/2001
5.	Dave Moreland	23	15-8	Minnesota	10/15/1966
6.	Greg Allison	22	7-15	Purdue	10/26/1968
	Andre Jackson	22	13-9	Michigan State	10/28/1972
8.	Mike Phillips	21	7-14	Purdue	10/26/1968
	Andre Jackson	21	8-13	Ohio State	9/16/1972
	Andre Jackson	21	11-10	Purdue	11/15/1975
	Larry Station	21	17-4	Minnesota	11/17/1984
	Jim Reilly	21	14-7	Indiana	10/29/1988
13.	Abdul Hodge	20	14-6	Michigan	10/22/2005
	Dave Clement	20	11-9	Illinois	11/21/1970
	Andre Jackson	20	15-5	Minnesota	10/21/1972
	Andre Jackson	20	13-7	Michigan	9/15/1973
	Andre Jackson	20	15-5	UCLA	9/22/1973
	Bob Salter	20	12-8	Ohio State	11/17/1973
	Tom Rusk	20	16-4	UCLA	10/1/1977
	Larry Station	20	13-7	Purdue	10/15/1983
	George Davis	20	18-2	Minnesota	11/17/1984
	Larry Station	20	17-3	Michigan State	10/5/1985
	Dave Haight	20	14-6	Michigan	10/18/1986
	Brad Quast	20	12-8	Iowa State	9/24/1988
	Melvin Foster	20	13-7	Michigan State	10/6/1990
	Eric Thigpen	20	11-9	Wisconsin	10/24/1998

**NOTE: Players listed in boldface are current players.**

**Rushing (min. 700 yards)**

Name	Att-Yards	Avg	TDs	Year
1. Shonn Greene	307-1,850	6.0	20	2008
2. Tavian Banks	260-1,691	6.5	17	1997
3. Sedrick Shaw	316-1,477	4.7	15	1995
4. Marcus Coker	281-1,384	4.9	15	2011
5. Fred Russell	282-1,355	4.8	7	2003
6. Albert Young	249-1,334	5.4	8	2005
7. Dennis Mosley	270-1,267	4.7	12	1979
8. Fred Russell	220-1,264	5.7	9	2002
9. Ronnie Harmon	223-1,166	5.2	9	1985
10. Rick Bayless	216-1,150	5.3	10	1986
11. Sedrick Shaw	224-1,116	5.0	9	1996
12. Ladell Betts	232-1,090	4.7	5	2000
13. Ladell Betts	222-1,060	4.8	10	2001
14. Tony Stewart	215-1,036	4.8	8	1988
15. Mike Saunders	216-1,022	4.7	10	1991
16. Nick Bell	166-1,009	6.1	12	1990
17. Sedrick Shaw	170-1,002	5.9	7	1994
18. Jordan Canzeri	183-984	5.4	12	2015
19. Mark Weisman	227-975	4.3	8	2013
20. Albert Young	206-968	4.7	6	2007
21. Adam Robinson	203-941	4.6	10	2010
22. Ed Podolak	154-937	6.1	8	1968
23. Owen Gill	199-920	4.6	4	1984
24. Ronnie Harmon	190-907	4.8	11	1984
25. Levi Mitchell	205-900	4.4	3	1970
26. Ladell Betts	189-857	4.5	5	1999
27. Tony Stewart	157-844	5.4	3	1990
28. Adam Robinson	181-834	4.6	5	2009
29. Mark Weisman	159-815	5.1	8	2012
30. Mark Weisman	213-812	3.8	16	2014
31. Eddie Phillips	166-806	4.9	5	1982
32. Owen Gill	129-798	6.2	10	1983
33. Albert Young	178-779	4.4	7	2006
34. Eddie Phillips	162-778	4.8	8	1983
35. Phil Blatcher	157-737	4.7	8	1981
Bill Reichardt	178-737	4.2	2	1951
37. Kevin Harmon	151-715	4.7	6	1987
38. Jermelle Lewis	123-709	5.8	8	2002

**Passing (min. 1,500 yards)**

Name	Comp-Att	Pct.	Yards	TDs	Year
1. Chuck Hartlieb	288-460	.626	3,738	17	1988
2. Chuck Long	260-388	.670	3,297	27	1985
3. Chuck Hartlieb	217-334	.650	3,092	19	1987
4. James Vandenberg	232-404	.574	3,022	25	2011
5. Ricky Stanzi	221-345	.641	3,004	25	2010
6. Chuck Long	216-322	.671	2,871	22	1984
7. Drew Tate	219-352	.622	2,828	22	2005
8. <b>C.J. Beathard</b>	<b>223-362</b>	<b>.616</b>	<b>2,809</b>	<b>17</b>	<b>2015</b>
9. Drew Tate	233-375	.621	2,786	20	2004
10. Drew Tate	207-352	.588	2,623	18	2006
11. Chuck Long	157-265	.592	2,601	14	1983
12. Brad Banks	170-294	.578	2,573	26	2002
13. Matt Sherman	170-295	.576	2,546	14	1995
14. Jake Rudock	213-345	.617	2,436	16	2014
15. Ricky Stanzi	171-304	.562	2,417	17	2009
16. Jake Rudock	204-346	.590	2,383	18	2013
17. Matt Rodgers	185-283	.654	2,275	14	1991
18. Jake Christensen	198-370	.535	2,269	17	2007
19. James Vandenberg	223-389	.573	2,249	7	2012
20. Matt Rodgers	187-310	.603	2,228	15	1990
21. Matt Rodgers	178-312	.571	2,222	12	1989
22. Paul Burmeister	184-309	.596	2,152	10	1993
23. Gary Snook	151-311	.485	2,062	11	1964
24. Nathan Chandler	165-307	.537	2,040	18	2003
25. Kyle McCann	167-252	.663	2,028	16	2001
26. Ricky Stanzi	150-254	.591	1,956	14	2008
27. Matt Sherman	154-264	.583	1,918	12	1996
28. Larry Lawrence	113-239	.473	1,680	10	1969
29. Chuck Long	148-227	.652	1,678	11	1982
30. Jim Hartlieb	144-226	.637	1,579	12	1992

**Receiving (min. 600 yards)**

Name	No-Yards	Avg.	TDs	Year	Name	No-Yards	Avg.	TDs	Year
1. Marvin McNutt, Jr.	82-1,315	16.0	12	2011	22. Dallas Clark	43-742	17.3	4	2002
2. Keith Chappelle	64-1,037	16.2	6	1980	23. Kerry Reardon	43-738	17.2	6	1969
3. Kevin Kasper	82-1,010	12.3	7	2000	24. Ronnie Harmon	35-729	20.8	5	1983
4. Quinn Early	63-1,004	15.9	10	1987	25. Andy Brodell	39-724	18.6	5	2006
5. Maurice Brown	48-966	20.1	11	2002	26. Keenan Davis	50-713	14.3	4	2011
6. Karl Noonan	59-933	15.8	4	1964	27. Al Bream	55-704	12.8	5	1967
7. Dave Moritz	50-912	18.2	5	1983	Tim Dwight	42-704	16.8	8	1997
8. Clinton Solomon	58-905	15.6	6	2004	29. <b>Matt VandeBerg</b>	<b>65-703</b>	<b>10.8</b>	<b>4</b>	<b>2015</b>
9. Bill Happel	56-901	16.1	8	1985	Scott Helverson	54-703	13.0	5	1985
10. Deven Harberts	53-880	16.6	6	1988	31. Ronnie Harmon	60-699	11.7	1	1985
11. Marvin McNutt, Jr.	53-861	16.2	8	2010	32. Marvin McNutt, Jr.	34-674	19.8	8	2009
12. Kahlil Hill	59-841	14.3	8	2001	33. Kevin Kasper	60-664	11.1	3	1999
13. Tim Dwight	46-816	17.7	9	1995	34. Dominique Douglas	49-654	13.3	2	2006
14. Marv Cook	49-803	16.4	2	1987	Derrell Johnson-Koulianos	44-639	14.5	3	2008
15. Clinton Solomon	46-800	17.4	7	2005	36. Bill Happel	47-632	13.4	3	1984
16. Marv Cook	63-767	12.2	3	1988	37. Harold Jasper	33-621	18.8	2	1994
17. Danan Hughes	43-757	17.6	8	1991	38. Kahlil Hill	58-619	10.7	5	2000
18. Tim Dwight	51-751	14.7	4	1996	39. Dave Moritz	41-605	14.8	3	1982
19. Derrell Johnson-Koulianos	45-750	16.7	2	2009	40. Alan Cross	55-600	10.9	5	1992
20. Derrell Johnson-Koulianos	46-745	16.2	10	2010	Jim Mauro	30-600	20.0	5	1986
21. Ed Hinkel	63-744	11.8	7	2004					



# INDIVIDUAL SEASON BESTS

## Total Offense (min. 1,600 yards)

	Name	Rush	Pass	Total	TDR*	Year
1.	Chuck Hartlieb	(-208)	3,738	3,530	18	1988
2.	Chuck Long	(-125)	3,297	3,172	29	1985
3.	James Vandenberg	61	3,022	3,083	28	2011
4.	<b>C.J. Beathard</b>	<b>237</b>	<b>2,809</b>	<b>3,046</b>	<b>23</b>	<b>2015</b>
5.	Ricky Stanzi	(-6)	3,004	2,998	27	2010
6.	Brad Banks	423	2,573	2,996	31	2002
7.	Chuck Hartlieb	(-159)	3,092	2,933	20	1987
8.	Drew Tate	41	2,828	2,869	23	2005
9.	Drew Tate	124	2,623	2,747	18	2006
10.	Chuck Long	(-154)	2,871	2,717	26	1984
11.	Drew Tate	(-76)	2,786	2,710	22	2004
12.	Jake Rudock	176	2,436	2,612	19	2014
13.	Jake Rudock	218	2,383	2,601	23	2013
14.	Chuck Long	(-60)	2,601	2,541	19	1983
15.	Matt Rodgers	140	2,275	2,415	18	1991
16.	Matt Sherman	(-153)	2,546	2,393	15	1995
17.	Ricky Stanzi	(-31)	2,417	2,386	17	2009
18.	Matt Rodgers	64	2,228	2,292	24	1990
19.	Jake Christensen	0	2,269	2,269	18	2007
20.	James Vandenberg	16	2,249	2,265	11	2012
21.	Nathan Chandler	138	2,040	2,178	24	2003
22.	Matt Rodgers	(-74)	2,222	2,148	14	1989
23.	Kyle McCann	78	2,028	2,106	19	2001
24.	Larry Lawrence	406	1,680	2,086	15	1969
25.	Gary Snook	(-18)	2,062	2,044	15	1964
26.	Ricky Stanzi	20	1,956	1,976	14	2008
27.	Paul Burmeister	(-257)	2,152	1,895	13	1993
28.	Shonn Greene	1,850	0	1,850	20	2008
29.	Chuck Long	121	1,678	1,799	15	1982
30.	Matt Sherman	(-186)	1,918	1,732	13	1996
31.	Tavian Banks	1,691	0	1,691	17	1997
32.	Jim Hartlieb	60	1,579	1,639	14	1992

\*TDR -- touchdowns responsible for

## Scoring (min. 70 points)

	Name	Points	TDs-PAT-FG	Year
1.	Shonn Greene	120	20-0-0	2008
	Nate Kaeding	120	0-57-21	2002
3.	Tavian Banks	114	19-0-0	1997
4.	Nate Kaeding	106	1-40-20	2003
5.	Rob Houghtlin	105	0-48-19	1985
6.	Rob Houghtlin	104	0-41-21	1987
7.	Mark Weisman	96	16-0-0	2014
	Dennis Mosley	96	16-0-0	1979
9.	Marshall Koehn	95	0-47-16	2015
10.	Kyle Schlicher	94	0-43-17	2005
11.	Kyle Schlicher	92	0-29-21	2004
	Sedrick Shaw	92	15-1-0	1995
13.	Marcus Coker	90	15-0-0	2011
14.	Mike Meyer	89	0-41-16	2013
	Daniel Murray	89	0-32-19	2009
	Tom Nichol	89	0-41-16	1984
17.	Mike Meyer	86	0-44-14	2011
	Tom Nichol	86	0-44-14	1983
19.	Nate Kaeding	85	0-49-12	2001
	Nick Bell	84	14-0-0	1990
21.	Jeff Skillett	83	0-47-12	1990
22.	Rob Houghtlin	81	0-39-14	1986
23.	Jordan Canzeri	78	13-0-0	2015
	Mike Saunders	78	13-0-0	1991
25.	Mike Meyer	76	0-25-17	2012
26.	Marshall Koehn	74	0-38-12	2014
27.	Mike Meyer	73	0-31-14	2010

28.	Zach Bromert	72	0-51-7	1997
	Ronnie Harmon	72	12-0-0	1984
	Marvin McNutt, Jr.	72	12-0-0	2011
31.	Kyle Schlicher	71	0-32-13	2006
32.	Trent Mossbrucker	70	0-31-13	2008

## Interceptions (min. 6 interceptions)

	Name	No-Yards	Avg.	TDs	Year
1.	<b>Desmond King</b>	<b>8-118</b>	<b>14.8</b>	<b>1</b>	<b>2015</b>
	Lou King	8-62	7.8	0	1981
	Nile Kinnick	8-52	6.5	0	1939
4.	Kerry Burt	7-15	2.1	0	1987
	Jay Norvell	7-93	13.3	0	1985
	Steve Wilson	7-83	11.9	0	1967
7.	Tyler Sash	6-203	33.8	1	2009
	Jovon Johnson	6-81	13.5	0	2003
	Damien Robinson	6-99	16.5	0	1996
	Plez Atkins	6-96	16.2	2	1995
	Mike Stoops	6-154	25.7	0	1983
	Rod Sears	6-50	8.3	0	1976

## Tackles (min. 115 tackles)

	Name	Total	Solo-Ast	Year
1.	Andre Jackson	171	83-88	1972
2.	Abdul Hodge	158	98-60	2005
3.	Chad Greenway	156	95-61	2005
4.	Pat Angerer	145	48-97	2009
5.	Abdul Hodge	141	84-57	2003
6.	Dave Clement	140	75-65	1970
	Jim Reilly	139	82-57	1988
	Dave Simms	139	84-55	1971
9.	Larry Station	138	81-57	1983
	Tom Rusk	138	105-33	1977
11.	Larry Station	137	85-52	1984
12.	Matt Hughes	136	92-44	1996
13.	Bobby Diaco	134	62-72	1995
14.	Brad Quast	133	78-55	1988
15.	Chad Greenway	132	78-54	2003
16.	Mike Dailey	131	82-49	1993
17.	Dave Brooks	130	75-55	1970
18.	Mike Klinkenborg	129	61-68	2006
	George Davis	129	82-47	1986
	Larry Station	129	91-38	1985
21.	Dan LaFleur	127	75-52	1973
22.	<b>Josey Jewell</b>	<b>126</b>	<b>62-64</b>	<b>2015</b>
	Vernon Rollins	126	77-49	1996
	Dave Haight	126	81-45	1987
	Andre Jackson	126	83-43	1975
26.	Mel Cole	125	72-53	1980
27.	Anthony Hitchens	124	56-68	2012
	Rod Barnhart	124	70-54	1967
29.	Mike Humpal	123	46-77	2007
30.	Bob Sanders	122	78-44	2001
	Mike Phillips	119	77-42	1968
32.	Dave Simms	117	63-54	1972
33.	Cole Fisher	116	60-56	2015
	Abdul Hodge	116	79-37	2004
	Fred Barr	116	73-43	2001
	Bobby Diaco	116	67-49	1994
	Melvin Foster	116	38-78	1989
38.	Dan LaFleur	115	74-41	1974

NOTE: Players listed in boldface are current players.

**Rushing (min. 1,000 yards)**

Name	Att-Yards	Avg.	TDs	Years
1. Sedrick Shaw	837-4,156	5.0	33	1993-96
2. Ladell Betts	831-3,686	4.4	25	1998-01
3. Albert Young	660-3,173	4.8	23	2004-07
4. Tavian Banks	505-2,977	5.9	33	1994-97
5. Fred Russell	514-2,760	5.4	17	2001-03
6. Mark Weisman	599-2,602	4.3	32	2012-14
7. Tony Stewart	532-2,562	4.8	17	1987-90
8. Owen Gill	489-2,556	5.2	22	1981-84
9. Ronnie Harmon	443-2,271	5.1	22	1982-85
10. Shonn Greene	376-2,228	5.9	22	2005-06, 08
11. Eddie Phillips	465-2,177	4.7	19	1980-83
12. Dennis Mosley	458-2,133	4.6	14	1976-79
13. Jordan Canzeri	390-2,073	5.3	14	2011, 2013-15
14. Marcus Coker	395-2,006	5.1	18	2010-2011
15. Levi Mitchell	425-1,927	4.5	10	1969-71
16. Adam Robinson	384-1,775	4.6	15	2009-10
17. Nick Bell	311-1,748	5.6	18	1988-90
18. Ed Podolak	407-1,710	4.2	14	1966-68
19. Bill Reichardt	384-1,665	4.3	6	1949-51
20. Jim Jensen	367-1,661	4.5	9	1972-75
21. David Hudson	340-1,629	4.8	24	1985-88
22. Tim Sullivan	357-1,584	4.4	15	1967-70
23. Rick Bayless	317-1,561	4.9	13	1984-87
24. Damian Sims	279-1,504	5.4	13	2004-07
25. Mike Saunders	309-1,476	4.8	16	1988-91
26. Ryan Terry	293-1,443	4.9	12	1992-94
27. Silas McKinnie	254-1,390	5.5	10	1965-67
28. Eddie Vincent	227-1,373	6.0	11	1953-55
29. Larry Ferguson	215-1,297	6.0	10	1959-62
30. Jerry Faske	223-1,240	5.6	9	1948-50
31. Jon Lazar	304-1,225	4.0	7	1975-78
32. Kevin Harmon	243-1,151	4.7	12	1984-87
33. Jermelle Lewis	226-1,150	5.1	10	2002-04
34. Bill Green	299-1,135	3.8	13	1939-41
35. Norm Granger	203-1,099	5.4	5	1980-83
36. Lew Montgomery	266-1,093	4.1	17	1989-92
37. Damon Bullock	290-1,074	3.7	4	2011-14
38. Marvin Lampkin	256-1,066	4.2	5	1989-92
39. Phil Blatcher	213-1,061	5.0	10	1978-81
Butch Caldwell	330-1,061	3.2	12	1972-76
41. George Rice	238-1,050	4.4	12	1951-53
42. George Broeder	256-1,025	4.0	7	1951-54
43. Bob Jeter	171-1,016	5.9	7	1957-59
44. Ray Jauch	177-1,010	5.7	6	1957-59
45. Mark Fetter	242-1,006	4.2	6	1972-75

**Passing (min. 2,000 yards)**

Name	Comp-Att	Pct.	Yards	TDs	Years
1. Chuck Long	782-1,203	.650	10,461	74	1981-85
2. Drew Tate	665-1,090	.610	8,292	61	2003-06
3. Ricky Stanzi	542-907	.598	7,377	56	2007-10
4. Chuck Hartlieb	512-802	.638	6,934	37	1986-88
5. Matt Rodgers	550-905	.608	6,725	41	1988-91
6. Matt Sherman	448-776	.577	6,399	43	1994-97
7. James Vandenberg	507-888	.571	5,786	35	2009-12
8. Jake Rudock	417-691	.604	4,819	34	2012-14
9. Kyle McCann	357-603	.592	4,349	23	1998-01
10. Gary Snook	280-631	.443	3,738	20	1963-65
11. <b>C.J. Beathard</b>	<b>284-481</b>	<b>.590</b>	<b>3,633</b>	<b>23</b>	<b>2013-pr.</b>
12. Brad Banks	213-362	.588	3,155	30	2001-02
13. Larry Lawrence	201-395	.509	2,987	17	1968-69
14. Jake Christensen	257-468	.549	2,950	21	2006-08
15. Paul Burmeister	242-419	.578	2,943	16	1990-93
16. Scott Mullen	229-428	.535	2,625	11	1997-00
17. Randy Duncan	186-328	.564	2,615	23	1956-58
18. Ed Podolak	172-398	.432	2,316	8	1966-68
19. Nathan Chandler	177-327	.541	2,201	19	2002-03
20. Phil Suess	175-325	.538	2,196	12	1977-80

21. Jim Hartlieb	181-291	.622	2,064	17	1989-92
22. Matt Szykowny	155-290	.534	2,038	14	1960-62
23. Randy Reiners	142-279	.509	2,008	16	1996-99

**Receiving (min. 1,000 yards)**

Name	No-Yards	Avg.	TDs	Years
1. Marvin McNutt, Jr.	170-2,861	16.8	28	2008-2011
2. D. Johnson-Koulianos	173-2,616	15.1	17	2007-10
3. Tim Dwight	139-2,271	16.3	21	1994-97
4. Danan Hughes	146-2,216	15.2	21	1989-92
5. Ronnie Harmon	146-2,045	14.0	10	1982-85
6. Kevin Kasper	157-1,974	12.6	11	1997-00
7. Dave Moritz	109-1,912	17.5	9	1980-83
8. Kahlil Hill	152-1,892	12.4	15	1998-01
9. Clinton Solomon	118-1,864	15.8	14	2002, 2004-05
10. Harold Jasper	107-1,863	17.4	8	1991-94
11. Quinn Early	106-1,845	17.4	13	1984-87
12. Marv Cook	126-1,825	14.5	6	1986-88
13. Kevonte Martin-Manley	174-1,799	10.3	12	2011-14
14. Travis Watkins	108-1,765	16.3	10	1986-89
15. Bill Happel	112-1,685	15.0	10	1982-85
16. Al Bream	114-1,642	14.4	7	1966-68
17. Ed Hinkel	135-1,588	11.8	15	2002-05
18. Maurice Brown	84-1,515	18.0	15	2000-03
19. Tevaun Smith	102-1,500	14.7	7	2012-15
20. Karl Noonan	102-1,478	14.5	4	1963-65
21. Keenan Davis	112-1,470	13.1	7	2009-12
22. Scott Chandler	117-1,467	12.5	10	2003-06
23. Robert Smith	69-1,438	20.8	16	1983-86
24. Andy Brodell	91-1,395	15.3	9	2005-08
25. Keith Chappelle	86-1,377	16.0	9	1979-80
26. Kerry Reardon	81-1,361	16.8	11	1968-70
27. Dallas Clark	81-1,281	15.8	8	2001-02
28. Bill Schultz	57-1,272	22.3	9	1973-76
29. Scott Slutzker	95-1,261	13.3	5	1992-95
30. Alan Cross	96-1,259	13.1	8	1989-92
31. Mike Flagg	86-1,187	13.8	13	1984-87
32. Deven Harberts	66-1,170	17.7	8	1987-88
33. Jon Filloon	80-1,164	14.6	3	1988-91
34. Jim Gibbons	69-1,099	15.9	11	1955-57
35. Barry Creees	66-1,069	16.2	2	1966-68
36. Cloyd Webb	61-1,029	16.9	10	1961-63

**Total Offense (min. 2,500 yards)**

Name	Rush	Pass	Yards	Years
1. Chuck Long	(-207)	10,461	10,254	1981-85
2. Drew Tate	135	8,292	8,427	2003-06
3. Ricky Stanzi	(-4)	7,377	7,373	2007-10
4. Matt Rodgers	130	6,725	6,855	1988-91
5. Chuck Hartlieb	(-364)	6,934	6,570	1986-88
6. Matt Sherman	(-451)	6,399	5,948	1994-97
7. James Vandenberg	67	5,786	5,853	2009-12
8. Jake Rudock	394	4,819	5,213	2012-14
9. Kyle McCann	(-134)	4,349	4,215	1998-01
10. Sedrick Shaw	4,156	0	4,156	1993-96
11. Ed Podolak	1,710	2,316	4,026	1966-68
12. Gary Snook	79	3,738	3,817	1963-65
13. Brad Banks	574	3,155	3,729	2001-02
14. Ladell Betts	3,686	23	3,709	1998-01
15. <b>C.J. Beathard</b>	<b>72</b>	<b>3,633</b>	<b>3,705</b>	<b>2013-pr.</b>
16. Larry Lawrence	567	2,987	3,554	1968-69
17. Jake Christensen	27	2,950	2,977	2006-08
Tavian Banks	2,977	0	2,977	1994-97
19. Randy Duncan	104	2,615	2,719	1956-58
20. Butch Caldwell	1,061	1,651	2,712	1972-76
21. Scott Mullen	84	2,625	2,709	1997-00
22. Paul Burmeister	(-265)	2,943	2,678	1991-93
23. Tony Stewart	2,562	8	2,570	1987-90
24. Owen Gill	2,556	0	2,556	1981-84

**NOTE: Players listed in boldface are current players.**

# INDIVIDUAL CAREER BESTS

## All-Purpose Yards (min. 2,500 yards)

Name	Rush	Rec	PR	KR	Total	Year
1. Sedrick Shaw	4,225	438	0	380	5,043	1993-96
2. Ronnie Harmon	2,271	2,045	7	662	4,985	1982-85
3. Tim Dwight	322	2,271	1,102	1,195	4,890	1994-97
4. Ladell Betts	3,686	702	0	9	4,397	1998-01
5. D. Jn-Koulianos	65	2,616	0	1,575	4,256	2007-10
6. Tavian Banks	2,977	388	5	785	4,155	1994-97
7. Albert Young	3,173	703	0	245	4,121	2004-07
8. Kahlil Hill	9	1,892	556	1,509	3,966	1998-01
9. Danan Hughes	(-3)	2,216	0	1,161	3,374	1989-92
10. Tony Stewart	2,562	387	0	399	3,348	1991-94
11. Harold Jasper	0	1,863	532	938	3,333	1991-94
12. Levi Mitchell	1,927	459	0	881	3,267	1969-71
13. Fred Russell	2,760	45	0	337	3,142	2001-03
14. Owen Gill	2,544	475	0	0	3,019	1981-84
15. Marvin McNutt, Jr.	63	2,861	0	0	2,924	2008-11
16. Jordan Canzeri	2,073	420	0	258	2,751	2011, 13-15
17. Dennis Mosley	2,133	339	0	278	2,750	1976-79
18. Eddie Phillips	2,177	430	13	39	2,659	1980-83

## Scoring (min. 100 points)

Name	Points	TDs-PAT-FG	Years
1. Nate Kaeding	373	1-166-67	2000-03
2. Mike Meyer	324	0-141-61	2010-13
3. Rob Houghtlin	290	0-128-54	1985-87
4. Tom Nichol	277	0-142-45	1981-84
5. Kyle Schlicher	260	0-107-51	2004-06
6. Tavian Banks	218	36-1-0	1994-97
Zach Bromert	218	0-140-26	1995-98
8. Sedrick Shaw	214	35-2-0	1993-96
Jeff Skillett	214	0-112-34	1988-91
10. Mark Weisman	198	33-0-0	2011-14
11. Tim Dwight	192	32-0-0	1994-97
Ronnie Harmon	192	32-0-0	1982-85
13. Marshall Koehn	170	0-86-28	2012-15
14. David Hudson	166	27-2-0	1985-88
15. Marvin McNutt, Jr.	168	28-0-0	2008-11
16. Ladell Betts	162	27-0-0	1998-01
17. Daniel Murray	158	0-59-33	2007-10
18. Albert Young	150	25-0-0	2004-07
19. Mike Saunders	144	24-0-0	1988-91
20. Nick Bell	132	22-0-0	1988-90
Owen Gill	132	22-0-0	1981-84
22. Danan Hughes	128	21-1-0	1989-92
23. George Rice	126	21-0-0	1951-53
24. Eddie Phillips	120	20-0-0	1980-83
25. Jordan Canzeri	119	17-0-0	2011, 13-15
26. D. Johnson-Koulianos	114	19-0-0	2007-10
Shonn Greene	114	19-0-0	2005-06, 08
Kahlil Hill	114	19-0-0	1998-01
Tony Stewart	114	19-0-0	1987-90
30. Dennis Mosley	108	18-0-0	1976-79
Marcus Coker	108	18-0-0	2010-11
32. Nick Quartaro	106	0-55-17	1974-76
33. Ed Hinkel	102	17-0-0	2002-05
Fred Russell	102	17-0-0	2000-03
Lew Montgomery	102	17-0-0	1989-92
Robert Smith	102	17-0-0	1983-86
37. Wilburn Hollis	100	16-2-0	1959-61

## Interceptions (min. 8 interceptions)

Name	No-Yards	Avg.	TDs	Years
1. Devon Mitchell	18-202	11.2	0	1982-85
Nile Kinnick	18-91	5.0	0	1937-39
3. Jovon Johnson	17-183	10.8	1	2002-05
4. Damien Robinson	14-196	14.0	0	1993-96
5. Tyler Sash	13-392	30.2	1	2008-10
6. Brett Greenwood	12-83	6.9	0	2007-10
Steve Wilson	12-118	9.8	0	1966-68

8. Desmond King	11-190	17.3	2	2013-pr.
Plez Atkins	11-153	13.9	2	1994-97
Brad Quast	11-217	19.7	1	1986-89
11. Tom Knight	10-237	23.7	3	1993-96
Merton Hanks	10-78	7.8	0	1987-90
Kerry Burt	10-46	4.6	0	1984-87
Lou King	10-90	9.0	0	1978-81
15. Mike Stoops	9-194	21.6	0	1981-84
Scott Plate	9-60	6.7	0	1990-93
Rod Sears	9-166	18.4	1	1975-77
Craig Clemons	9-23	2.6	0	1969-71
19. Micah Hyde	8-142	17.8	2	2009-12
Antwan Allen	8-78	9.8	0	2002-05
Tarig Holman	8-36	4.5	0	1996-99
Jason Olejniczak	8-43	5.4	1	1990-93
Nate Creer	8-60	7.5	0	1982-85
Bobby Stoops	8-80	10.0	0	1979-82
Jim Caldwell	8-68	8.5	0	1973-76
Rick Penney	8-100	12.5	0	1972-75

## Tackles (min. 225 tackles)

Name	Total	Solo	Ast.	Years
1. Larry Station	492	308	184	1982-85
2. Andre Jackson	465	275	190	1972-75
3. Abdul Hodge	453	289	164	2002-05
4. Brad Quast	435	234	201	1986-89
5. Chad Greenway	416	252	164	2002-05
6. James Morris	400	180	220	2010-13
7. Fred Barr	376	217	159	1999-02
8. Tom Rusk	361	247	114	1975-78
9. Matt Hughes	354	206	148	1995-98
10. Bob Sanders	348	235	113	2000-03
11. Dave Haight	346	213	133	1985-88
12. Aaron Kampman	342	209	133	1998-01
13. Melvin Foster	337	155	182	1987-90
14. Bobby Diaco	334	175	159	1992-95
15. George Davis	330	216	114	1983-86
16. Christian Kirksey	315	151	164	2010-13
17. Mike Wells	313	185	128	1990-93
18. Damien Robinson	291	183	108	1993-96
19. Jason Olejniczak	275	176	99	1990-93
20. Todd Simonsen	272	152	120	1979-81
21. Anthony Hitchens	270	125	145	2010-13
Rick Penney	270	178	92	1972-75
23. Jeremiha Hunter	269	87	182	2007-10
24. Pat Dean	266	170	96	1978-81
25. Rod Barnhart	264	165	99	1967-69
26. John Derby	262	151	111	1988-91
27. Craig Clemons	261	182	79	1969-71
28. Jared DeVries	260	164	96	1995-98
29. Dave Simms	256	147	109	1971-72
30. Dave Bryant	253	181	72	1972-75
31. Pat Angerer	248	87	161	2006-09
Merton Hanks	248	166	82	1987-90
33. Dan LaFleur	247	152	95	1972-74
34. Jim Johnson	245	145	100	1987-90
35. Mel Cole	244	144	100	1978-81
36. Leven Weiss	240	158	82	1976-79
37. Micah Hyde	237	153	84	2009-12
Vernon Rollins	237	128	109	1995-97
39. Antwan Allen	235	174	61	2002-05
Kevin Spitzig	235	146	89	1980-84
41. Matt Kroul	234	84	150	2005-08
42. Dave Brooks	232	134	98	1969-70
John Harty	232	136	96	1977-80
44. Mark Bortz	231	126	105	1979-82
45. Bobby Stoops	230	129	101	1979-82
46. Brett Greenwood	229	117	112	2007-10
Roger Meyer	229	140	89	1998-01
48. Mitch King	226	121	105	2005-08

**Rushing Offense**

	Opponent	Att-Yds	TD	Date
1.	Minnesota	47-517	7	11-19-1983
2.	Washington State	65-464	6	9-27-1969
3.	Cincinnati	67-455	9	9-15-1990
4.	Wisconsin	69-439	5	11-8-1975
5.	Northwestern	49-431	6	11-9-1968
6.	California	55-429	5	1-1-1959
7.	Notre Dame	45-409	6	11-24-1956
8.	Tulsa	51-408	4	9-13-1997
9.	Michigan State	63-397	3	11-21-1981
10.	Washington State	51-396	7	10-3-1953

**Passing Offense**

	Opponent	Co-Att	Yds	TD	Date
1.	Northwestern	32-44	584	7	11-7-1987
2.	Northwestern	28-43	575	5	10-8-1983
3.	Indiana	44-62	558	3	10-29-1988
4.	Texas	30-40	469	6	12-26-1984
5.	Purdue	20-29	438	4	10-13-1984
6.	N.C. State	30-51	428	3	12-31-1988
7.	Indiana	36-61	426	0	10-23-1999
8.	Indiana	25-39	409	3	10-29-1983
9.	Northwestern	19-26	399	6	10-26-1985
10.	Pittsburgh	31-48	399	3	9-17-2011

**Total Offense**

	Opponent	Rush-Pass	Total	Date
1.	Northwestern	138-575	713	10-8-1983
2.	Washington State	464-232	696	9-27-1969
3.	Northwestern	90-584	674	11-7-1987
4.	Cincinnati	455-207	662	9-15-1990
5.	Northern Iowa	379-279	658	9-6-1997
	Indiana	249-409	658	10-29-1983
7.	Minnesota	517-139	656	11-19-1983
8.	Utah State	320-328	648	9-28-1957
9.	Northwestern	431-208	639	11-9-1968
10.	Tulsa	408-217	625	9-13-1997

**Scoring Offense**

	Opponent	Score	Date
1.	Northern Iowa	95-0	10-3-1914
2.	Coe	92-0	10-10-1908
3.	Iowa Wesleyan	91-0	11-1-1890
4.	Cornell	88-0	10-1-1904
5.	Northwestern	78-6	10-29-1913
6.	Cornell	76-0	10-15-1913
7.	Des Moines	72-0	11-11-1905
8.	Utah State	70-14	9-28-1957
9.	Texas-El Paso	69-7	9-27-1986
	Grinnell	69-0	11-12-1904

**Rushing Defense**

	Opponent	Att-Yds	TD	Date
1.	Purdue	17-(-73)	0	11-18-1989
2.	Drake	27-(-36)	0	9-14-1985
3.	Texas-El Paso	29-(-30)	0	9-27-1986
	Indiana	28-(-30)	0	10-12-1957
5.	Purdue	21-(-22)	1	11-17-1990
6.	Kansas State	31-(-21)	0	9-29-1951
7.	Wisconsin	20-(-18)	1	11-18-1995
8.	Kent State	19-(-13)	0	9-4-2004
	Indiana	27-(-13)	0	11-7-1992
10.	Iowa State	30-(-11)	0	9-6-1997
	Iowa State	30-(-11)	0	9-13-1986

**Passing Defense**

	Opponent	Co-Att	Yds	Int	Date
1.	Notre Dame	1-8	(-7)	3	10-23-1948
2.	Minnesota	0-4	0	0	10-21-1972
	Purdue	0-3	0	1	10-26-1968
	Ohio State	0-3	0	0	11-12-1955
	Kansas State	0-8	0	2	9-24-1955
	Nebraska	2-6	0	2	11-24-1945
	Wisconsin	0-5	0	1	11-3-1945
	Notre Dame	0-1	0	0	10-27-1945
	Great Lakes	0-4	0	0	10-3-1942
	Michigan	0-4	0	0	10-4-1941

**Total Defense**

	Opponent	Rush-Pass	Total	Date
1.	Northwestern	19-30	49	10-6-1984
2.	Kansas State	67-0	67	9-24-1955
3.	Kansas State	(-21)-89	68	9-29-1951
4.	Cincinnati	23-46	69	9-15-1990
5.	N. Dakota St.	40-36	76	9-21-1946
6.	Northwestern	6-72	78	10-3-1981
	Hawaii	67-11	78	10-20-1956
8.	Wisconsin	36-46	82	10-12-1991
9.	Kansas State	11-70	81	10-31-1959
	Minnesota	59-22	81	11-14-1953

**Scoring Defense**

0, on 50 occasions (last vs. Ball State, 9/25/10)



**Rushing Offense**

	Year	G	Att-Yards	TDs	Avg/G
1.	1960	9	439-2,284	29	253.8
2.	1968	10	530-2,528	32	252.8
3.	1957	9	453-2,170	27	241.1
4.	1959	9	440-2,151	24	239.0
5.	1953	9	456-2,147	21	238.6
6.	1954	9	442-2,083	25	231.4
7.	1990	12	577-2,699	38	224.9
8.	1994	11	474-2,431	26	221.0
9.	1975	11	559-2,406	18	218.7
10.	1997	12	552-2,604	25	217.0

**Passing Offense**

	Year	G	Co-Att	Yards	Avg/G
1.	1985	12	276-420	3,611	300.9
2.	1987	13	276-448	3,796	292.0
3.	1988	13	290-470	3,752	288.6
4.	1983	12	194-346	3,239	269.9
5.	2005	12	245-404	3,093	257.8
6.	2004	12	239-385	2,881	240.1
7.	2006	13	248-423	3,118	239.8
8.	2014	13	265-437	3,081	237.0
9.	1964	9	154-321	2,125	236.1
10.	1984	13	226-348	3,053	234.8
	2011	13	240-412	3,052	234.8

**Total Offense**

	Year	G	Rush-Pass	Total	Avg/G
1.	1983	12	2,408-3,239	5,647	470.6
2.	1985	12	1,896-3,611	5,507	458.9
3.	1968	10	2,528-1,876	4,404	440.4
4.	2005	12	2,096-3,093	5,189	432.4
5.	1990	12	2,699-2,456	5,155	429.6
	1987	13	1,789-3,796	5,585	429.6
7.	2002	13	2,784-2,734	5,518	424.5
8.	1969	10	2,155-2,088	4,243	424.3
9.	1988	13	1,741-3,752	5,493	422.5
10.	1995	12	2,398-2,613	5,011	417.6

**Scoring Offense (since 1940)**

	Year	G	Pts	Avg/G
1.	2002	13	484	37.2
2.	1985	12	440	36.7
3.	1990	12	427	35.6
4.	1997	12	411	34.3
5.	2001	12	391	32.6
	1986	12	391	32.6
7.	1968	10	322	32.2
8.	1983	12	380	31.7
9.	2015	14	433	30.9
10.	1995	12	368	30.7

**Rushing Defense**

	Year	G	Att-Yards	TDs	Avg/G
1.	1981	12	421-956	7	79.7
2.	2002	13	416-1065	17	81.9
3.	2004	12	392-1,110	8	92.5
4.	2003	13	480-1,205	10	92.7
5.	2008	12	383-1,179	7	98.2
6.	1984	13	474-1,308	7	100.6
7.	2010	13	407-1,320	13	101.5
8.	1986	12	461-1,246	9	103.8
9.	1990	12	432-1,317	16	109.8
10.	1957	9	372-1,014	12	112.7

**Passing Defense**

	Year	G	Co-Att	Yards	Avg/G
1.	1973	11	48-107	716	65.1
2.	1946	9	47-106	490	65.5
3.	1974	11	50-130	723	65.7
4.	1947	9	54-135	626	69.6
5.	1948	9	44-115	780	86.7
6.	1972	11	78-172	989	89.9
7.	1960	9	71-149	827	91.9
8.	1961	9	59-154	858	95.3
9.	1956	10	74-153	913	101.4
10.	1976	11	90-204	1,151	104.6

**Total Defense**

	Year	G	Rush-Pass	Total	Avg/G
1.	1946	9	1,217-590	1,806	200.7
2.	1957	9	1,014-967	1,981	220.1
3.	1956	10	1,285-783	2,068	229.8
4.	1981	12	956-1,834	2,790	232.5
5.	1959	9	1,037-1,098	2,135	237.2
6.	1953	9	1,050-1,208	2,528	250.9
7.	1960	9	1,492-827	2,319	257.7
8.	1950	9	1,242-1,107	2,349	261.0
9.	1961	9	1,493-858	2,351	261.2
10.	1962	9	1,308-1,057	2,365	262.8
10.	1962	9	1,308-1,057	2,365	262.8

**Scoring Defense (since 1940)**

	Year	G	Pts	Avg/G
1.	1956	10	84	8.4
2.	1953	9	91	10.1
3.	1946	9	92	10.2
4.	1959	9	100	11.1
5.	1960	9	108	12.0
6.	1940	8	98	12.3
	1941	8	99	12.3
8.	1957	9	112	12.4
9.	2008	13	169	13.0
	1981	12	157	13.0

**Rushing**
*(ranked according to net yards gained)*

Year	Player	Att-Yds	TDs
1933	Dick Crayne	161-655	7
1934	Dick Crayne	128-432	7
1935	Ozzie Simmons	113-580	5
1936	Ozzie Simmons	98-592	5
1937	Nile Kinnick	95-214	2
1938	Jerry Niles	51-176	2
1939	Nile Kinnick	106-374	5
1940	Bill Green	115-483	5
1941	Bill Green	114-420	5
1942	Charles Uknes	84-445	4
1943	Bill Gallagher	72-314	2
1944	Bill Kersten	106-301	1
1945	Arthur Johnson	65-290	2
1946	Bob Smith	109-503	4
1947	Bob Smith	110-395	5
1948	Jerry Faske	73-491	2
1949	Ralph Doran	53-342	4
1950	Bill Reichardt	138-585	0
1951	Bill Reichardt	178-737	2
1952	George Broeder	86-311	3
1953	George Broeder	96-410	3
1954	Eddie Vincent	95-618	5
1955	Eddie Vincent	73-381	5
1956	Ken Ploen	86-487	6
1957	Collins Hagler	67-456	3
1958	Ray Jauch	76-524	2
1959	Bob Jeter	108-609	4
1960	Larry Ferguson	90-665	6
1961	Bill Perkins	62-380	2
1962	Larry Ferguson	113-547	3
1963	Bobby Grier	98-406	0
1964	Dalton Kimble	68-284	6
1965	Silas McKinnie	89-286	0
1966	Silas McKinnie	124-516	1
1967	Silas McKinnie	166-588	9
1968	Ed Podolak	154-937	8
1969	Steve Penney	102-484	1
1970	Levi Mitchell	205-900	3
1971	Levi Mitchell	149-623	3
1972	Dave Harris	136-621	4
1973	Jim Jensen	111-509	5
1974	Jim Jensen	163-659	1
1975	Dave Schick	90-482	2
1976	Jon Lazar	95-392	3
1977	Jon Lazar	100-411	3
1978	Jon Lazar	108-423	1
1979	Dennis Mosley	270-1,267	12
1980	Jeff Brown	132-673	1
1981	Phil Blatcher	145-708	8
1982	Eddie Phillips	166-806	5
1983	Owen Gill	129-798	10
1984	Owen Gill	199-920	4
1985	Ronnie Harmon	223-1,166	9
1986	Rick Bayless	216-1,150	10
1987	Kevin Harmon	151-715	6
1988	Tony Stewart	215-1,036	8
1989	Nick Bell	117-603	4
1990	Nick Bell	166-1,009	12
1991	Mike Saunders	216-1,022	10
1992	Marvin Lampkin	171-653	2
1993	Ryan Terry	157-664	5
1994	Sedrick Shaw	170-1,002	7
1995	Sedrick Shaw	316-1,477	15
1996	Sedrick Shaw	224-1,116	9
1997	Tavian Banks	260-1,691	17

1998	Ladell Betts	188-679	5
1999	Ladell Betts	189-857	5
2000	Ladell Betts	232-1,090	5
2001	Ladell Betts	222-1,060	10
2002	Fred Russell	220-1,264	9
2003	Fred Russell	282-1,355	7
2004	Sam Brownlee	94-227	0
2005	Albert Young	249-1,334	8
2006	Albert Young	178-779	7
2007	Albert Young	206-968	6
2008	Shonn Greene	307-1,850	20
2009	Adam Robinson	181-834	5
2010	Adam Robinson	203-941	10
2011	Marcus Coker	281-1,384	15
2012	Mark Weisman	159-815	8
2013	Mark Weisman	227-975	8
2014	Mark Weisman	213-812	16
2015	Jordan Canzeri	183-984	12

**Passing**
*(ranked according to yards gained)*

Year	Player	Com-Att	Yards
1943	Roger Stephens	12	231
1944	Dick Woodard	11	128
1945	Jerry Niles	63	889
1946	Emlen Tunnell	28-58	228
1947	Al DiMarco	49-100	644
1948	Al DiMarco	64-161	1,105
1949	Glenn Drahm	51-145	735
1950	Glenn Drahm	55-168	835
1951	Burt Britzmann	68-150	942
1952	Burt Britzmann	37-94	515
1953	Lou Matykiewicz	18-44	234
1954	Jerry Reichow	34-73	386
1955	Jerry Reichow	48-88	722
1956	Ken Ploen	33-64	386
1957	Randy Duncan	70-119	1,124
1958	Randy Duncan	106-179	1,397
1959	Olen Treadway	86-147	1,014
1960	Wilburn Hollis	22-62	289
1961	Matt Szykowny	79-120	1,078
1962	Matt Szykowny	59-115	737
1963	Gary Snook	34-90	667
1964	Gary Snook	151-311	2,062
1965	Gary Snook	95-230	1,009
1966	Ed Podolak	77-191	1,041
1967	Ed Podolak	79-162	1,014
1968	Larry Lawrence	88-156	1,307
1969	Larry Lawrence	113-239	1,680
1970	Roy Bash	32-70	473
1971	Frank Sunderman	109-235	1,297
1972	Kyle Skogman	24-57	356
1973	Butch Caldwell	36-99	549
1974	Rob Fick	79-165	1,059
1975	Tom McLaughlin	23-87	358
1976	Butch Caldwell	37-101	616
1977	Tom McLaughlin	78-152	1,081
1978	Jeff Green	41-103	556
1979	Phil Suess	88-159	1,165
1980	Phil Suess	87-166	1,031
1981	Gordy Bohannon	72-142	999
1982	Chuck Long	148-227	1,678
1983	Chuck Long	157-265	2,601
1984	Chuck Long	216-322	2,871
1985	Chuck Long	260-388	3,297
1986	Mark Vlasic	108-180	1,456
1987	Chuck Hartlieb	217-334	3,092
1988	Chuck Hartlieb	288-460	3,738

1989	Matt Rodgers	178-312	2,222
1990	Matt Rodgers	187-310	2,228
1991	Matt Rodgers	185-283	2,275
1992	Jim Hartlieb	144-226	1,579
1993	Paul Burmeister	184-309	2,152
1994	Ryan Driscoll	78-154	1,018
1995	Matt Sherman	170-295	2,546
1996	Matt Sherman	154-264	1,918
1997	Matt Sherman	82-158	1,199
1998	Kyle McCann	86-159	1,179
1999	Scott Mullen	126-226	1,415
2000	Scott Mullen	74-141	877
2001	Kyle McCann	167-252	2,028
2002	Brad Banks	170-294	2,573
2003	Nathan Chandler	165-307	2,040
2004	Drew Tate	233-375	2,786
2005	Drew Tate	219-352	2,828
2006	Drew Tate	207-352	2,623
2007	Jake Christensen	198-370	2,269
2008	Ricky Stanzi	150-254	1,956
2009	Ricky Stanzi	171-304	2,417
2010	Ricky Stanzi	221-345	3,004
2011	James Vandenberg	237-404	3,022
2012	James Vandenberg	223-389	2,249
2013	Jake Rudock	204-306	2,383
2014	Jake Rudock	213-345	2,436
2015	C.J. Beathard	223-362	2,809

**Receiving**
*(ranked according to yards gained)*

Year	Player	No-Yds	TDs
1943	Bill Barbour	10-179	1
1944	John Stewart	7-46	1
1945	Harold Loehlein	11-165	1
1946	Dick Hoerner	6-72	0
1947	Emlen Tunnell	12-262	4
1948	Bob McKenzie	22-382	0
1949	Bob McKenzie	22-313	5
1950	Bill Reichardt	11-95	0
1951	Fred Ruck	25-274	2
1952	Dan McBride	29-448	3
1953	Frank Gilliam	12-71	2
1954	Frank Gilliam	15-223	1
1955	Jim Gibbons	16-257	3
1956	Jim Gibbons	17-255	4
1957	Jim Gibbons	36-587	4
1958	Don Norton	25-374	4
1959	Don Norton	30-428	4
1960	Felton Rogers	8-96	0
1961	Cloyd Webb	25-425	4
1962	Paul Krause	16-214	1
1963	Cloyd Webb	24-424	4
1964	Karl Noonan	59-933	4
1965	Karl Noonan	43-545	0
1966	Al Bream	30-418	1
1967	Al Bream	55-703	5
1968	Ray Manning	35-426	5
1969	Kerry Reardon	43-738	2
1970	Kerry Reardon	27-438	2
1971	Dave Triplett	28-426	3
1972	Brian Rollins	29-378	2
1973	Brian Rollins	33-408	1
1974	Bill Schultz	25-432	1
1975	Bill Schultz	8-238	2
1976	Tom Grine	12-195	0
1977	Mike Brady	26-357	0
1978	Jon Lazar	18-72	1
1979	Brad Reid	25-290	0

1980	Keith Chappelle	64-1,037	6
1981	Jeff Brown	20-301	2
1982	Dave Moritz	41-605	3
1983	Dave Moritz	50-912	5
1984	Bill Happel	47-632	3
1985	Ronnie Harmon	60-699	1
1986	Jim Mauro	30-600	5
1987	Quinn Early	63-1,004	10
1988	Marv Cook	63-767	3
1989	Travis Watkins	36-583	4
1990	Danan Hughes	29-410	5
1991	Danan Hughes	43-757	8
1992	Alan Cross	55-640	5
1993	Harold Jasper	38-641	2
1994	Harold Jasper	33-621	2
1995	Tim Dwight	46-816	9
1996	Tim Dwight	51-751	4
1997	Tim Dwight	42-704	8
1998	Kahlil Hill	35-432	2
1999	Kevin Kasper	60-664	3
2000	Kevin Kasper	82-1,010	7
2001	Kahlil Hill	59-841	8
2002	Maurice Brown	48-966	11
2003	Maurice Brown	33-507	4
2004	Clinton Solomon	63-905	6
2005	Clinton Solomon	46-800	7
2006	Andy Brodell	39-724	5
2007	D. Johnson-Koulianos	38-482	2
2008	D. Johnson-Koulianos	44-639	3
2009	D. Johnson-Koulianos	45-750	2
2010	Marvin McNutt, Jr.	53-861	8
2011	Marvin McNutt, Jr.	82-1,315	12
2012	K. Martin-Manley	52-571	2
	Keenan Davis	47-571	1
2013	K. Martin-Manley	40-388	5
2014	Tevaun Smith	43-596	3
2015	<b>Matt VandeBerg</b>	<b>65-703</b>	<b>4</b>

## Scoring

(ranked according to points scored)

Year	Player	TD-FG-PAT	Pts
1933	Dick Crayne	7-0-0	42
1934	Dick Crayne	7-0-0	42
1935	Dick Crayne	3-6-2	38
1936	Ozzie Simmons	5-0-0	30
1937	Nile Kinnick	2-0-0	12
1938	Jerry Niles	2-0-4	16
1939	Nile Kinnick	5-0-11	41
1940	Bill Green	5-0-0	30
1941	Bill Green	5-0-0	30
1942	Bill Burkett	5-0-0	30
1943	Roger Stephens	4-0-0	24
1944	Nelson Smith	3-0-0	18
1945	Art Johnson	3-0-0	18
1946	Bob Sullivan	2-1-10	25
1947	Bob Smith	5-0-0	30
1948	Jack Dittmer	5-0-0	30
1949	Bill Reichardt	4-0-20	44
1950	Jerry Faske	4-0-0	24
1951	George Rice	9-0-0	54
1952	George Broeder	3-0-0	18
	Dan McBride	3-0-0	18
1953	George Rice	10-0-0	60
1954	Earl Smith	11-0-0	66
1955	Eddie Vincent	5-0-0	30
1956	Ken Ploen	6-0-2	38
1957	Bob Prescott	3-1-21	42
1958	Willie Fleming	11-0-0	66
1959	Don Horn	7-0-0	42

1960	Wilburn Hollis	11-0-1	68
1961	Joe Williams	9-0-0	54
1962	Larry Ferguson	3-0-0	18
1963	Paul Krause	6-0-0	36
1964	Dalton Kimble	8-0-0	48
1965	Bob Anderson	0-6-10	28
1966	Bob Anderson	0-5-9	24
1967	Silas McKinnie	9-0-1	56
1968	Larry Lawrence	10-0-0	60
1969	Alan Schuette	0-7-24	45
1970	Tim Sullivan	6-0-0	36
1971	Harry Kokolus	0-4-13	25
1972	Dave Harris	4-0-0	24
	Frank Holmes	4-0-0	24
1973	Jim Jensen	6-0-4	40
1974	Rod Wellington	5-0-0	30
1975	Nick Quartaro	0-7-19	40
1976	Nick Quartaro	0-7-18	39
1977	Dave Holsclaw	0-9-12	39
1978	Brad Reid	6-0-0	36
1979	Dennis Mosley	16-0-0	96
1980	Keith Chappelle	6-0-0	36
1981	Tom Nichol	0-11-26	59
1982	Tom Nichol	0-4-31	43
1983	Tom Nichol	0-14-44	86
1984	Tom Nichol	0-16-41	89
1985	Rob Houghtlin	0-19-48	105
1986	Rob Houghtlin	0-14-39	81
1987	Rob Houghtlin	0-21-41	104
1988	Jeff Skillett	0-11-31	64
1989	George Murphy	0-4-23	35
1990	Nick Bell	14-0-0	84
1991	Mike Saunders	13-0-0	78
1992	Danan Hughes	6-0-1	38
1993	Todd Romano	0-19-10	49
1994	Kent Kahl	9-0-0	54
1995	Sedrick Shaw	15-0-1	92
1996	Tavian Banks	10-0-1	62
1997	Tavian Banks	19-0-0	114
1998	Ladell Betts	5-0-0	30
	Zach Bromert	0-18-4	30
	Kahlil Hill	5-0-0	30
1999	Tim Douglas	0-6-19	37
2000	Nate Kaeding	0-14-20	62
2001	Nate Kaeding	0-12-49	85
2002	Nate Kaeding	0-21-57	120
2003	Nate Kaeding	1-20-40	106
2004	Kyle Schlicher	0-21-29	92
2005	Kyle Schlicher	0-17-43	94
2006	Kyle Schlicher	0-13-32	71
2007	Albert Young	7-0-0	42
2008	Shonn Greene	20-0-0	120
2009	Daniel Murray	0-19-32	89
2010	Mike Meyer	0-14-31	73
2011	Marcus Coker	15-0-0	90
2012	Mike Meyer	0-17-25	76
2013	Mike Meyer	0-16-41	89
2014	Mark Weisman	16-0-0	96
2015	Marshall Koehn	0-16-47	95

**Note: Players listed in boldface are current players.**

## Interceptions

(ranked according to number)

Year	Player	No-Yards	Avg
1954	Jerry Reichow	2-0	0.0
1955	Jerry Reichow	3-10	3.3
1956	Bill Happel	4-94	23.5
1957	Collins Hagler	4-29	7.3
1958	Don Horn	4-15	3.8
1959	Ray Jauch	3-68	22.7
1960	Bernie Wyatt	3-0	0.0
1961	not available		
1962	not available		
1963	not available		
1964	Ivory McDowell	4-14	3.5
1965	not available		
1966	Dick Gibbs	5-68	13.6
1967	Steve Wilson	7-83	11.9
1968	Steve Wilson	5-35	7.0
1969	Chris Hamilton	3-34	11.3
1970	Craig Clemons	3-0	0.0
1971	Craig Clemons	4-23	5.8
1972	Rick Penney	5-77	15.4
1973	Earl Douthitt	2-47	23.5
1974	Jim Caldwell	2-27	13.5
1975	Bob Elliott	2-0	0.0
1976	Rod Sears	6-50	8.3
1977	Rod Sears	3-116	38.7
1978	Dave Becker	3-12	4.0
1979	Kent Ellis	3-67	22.3
	Bobby Stoops	3-16	5.3
1980	Tracy Crocker	3-62	20.7
1981	Lou King	8-62	7.8
1982	Bobby Stoops	4-42	10.5
1983	Mike Stoops	6-154	25.7
1984	Devon Mitchell	5-110	22.0
1985	Jay Norvell	7-93	13.3
1986	Keaton Smiley	5-45	9.0
1987	Kerry Burt	7-15	2.1
1988	Brad Quast	4-151	37.8
	Tork Hook	4-37	9.3
1989	Brad Quast	4-34	8.5
1990	Merton Hanks	4-27	6.8
1991	Carlos James	2-30	15.0
	Gary Clark	2-5	2.5
	Scott Plate	2-4	2.0
	Eddie Polly	2-3	1.5
1992	Carlos James	4-61	15.3
1993	Scott Plate	5-56	11.2
1994	Marquis Porter	3-32	10.7
1995	Plez Atkins	6-97	16.2
1996	Damien Robinson	6-99	16.5
1997	Eric Thigpen	3-30	10.0
1998	Tarig Holman	3-0	0.0
	Eric Thigpen	3-17	5.7
1999	Tarig Holman	3-30	10.0
2000	Ryan Hansen	3-58	19.3
2001	Bob Sanders	4-24	6.0
2002	Derek Pagel	4-89	22.2
	Jovon Johnson	4-71	17.8
2003	Jovon Johnson	6-81	13.5
2004	Antwan Allen	4-54	13.5
	Jovon Johnson	4-13	3.3
2005	Jovon Johnson	3-18	6.0
	Adam Shada	3-9	3.0
2006	Adam Shada	3-113	37.7
	Miguel Merrick	3-7	2.3
	Mike Humpal	3-0	0.0
2007	Charles Godfrey	5-33	6.6

2008	Tyler Sash	5-147	29.4
	Pat Angerer	5-134	6.8
2009	Tyler Sash	6-203	33.8
2010	Brett Greenwood	5-23	4.6
2011	Tanner Miller	3-114	38.0
	Micah Hyde	3-0	0.0
2012	Christian Kirksey	2-86	43.0
	Tom Donatell	2-18	9.0
	Greg Castillo	2-2	1.0
2013	James Morris	4-29	7.3
2014	<b>Desmond King</b>	<b>3-72</b>	<b>24.0</b>
	John Lowdermilk	3-48	16.0
2015	<b>Desmond King</b>	<b>8-118</b>	<b>14.8</b>

**Tackles**
*(ranked according to total tackles)*

Year	Player	Solo-At	Total
1966	Dave Moreland	60-34	94
1967	Rod Barnhart	74-50	124
1968	Mike Phillips	77-42	119
1969	Dave Brooks	59-43	102
1970	Dave Clement	75-65	140
1971	Dave Simms	84-55	139
1972	Andre Jackson	83-88	171
1973	Dan LeFleur	75-52	127
1974	Dan LeFleur	74-41	115
1975	Andre Jackson	83-43	126
1976	Tom Rusk	71-43	114
1977	Tom Rusk	105-33	138
1978	Tom Rusk	68-38	106
1979	Leven Weiss	72-40	112
1980	Mel Cole	72-53	125
1981	Mel Cole	56-38	94
1982	Larry Station	51-37	88
1983	Larry Station	81-57	138
1984	Larry Station	85-52	137
1985	Larry Station	91-38	129
1986	George Davis	82-47	129
1987	Dave Haight	81-45	126
1988	Jim Reilly	82-57	139
1989	Melvin Foster	38-78	116
1990	Melvin Foster	56-51	107
1991	John Derby	69-38	107
1992	Jason Olejniczak	46-53	99
1993	Mike Dailey	82-49	131
1994	Bobby Diaco	67-49	116
1995	Bobby Diaco	62-72	134
1996	Matt Hughes	92-44	136
1997	Matt Hughes	60-50	110
1998	Matt Bowen	54-38	92
1999	Matt Bowen	76-33	109
2000	LeVar Woods	58-39	97
2001	Bob Sanders	78-44	122
2002	Fred Barr	58-56	114
2003	Abdul Hodge	84-57	141
2004	Abdul Hodge	79-37	116
2005	Abdul Hodge	98-60	158
2006	Mike Klinkenborg	61-68	129
2007	Mike Klinkenborg	46-77	123
2008	Pat Angerer	45-62	107
2009	Pat Angerer	48-97	145
2010	Jeremiha Hunter	29-61	90
2011	James Morris	52-58	110
	Christian Kirksey	62-48	110
2012	Anthony Hitchens	56-68	124
2013	Anthony Hitchens	54-58	112
2014	John Lowdermilk	58-45	103
2015	<b>Josey Jewell</b>	<b>62-64</b>	<b>126</b>

**Quarterback Sacks**

Yr.	Player	Sacks-Yds.
1986	Dave Haight	7-51
1987	Mike Burke	3-18
1988	Joe Mott	9-69
1989	Jim Johnson	12-70
	Rod Davis	7-35
1990	Matt Ruhland	7-65
1991	Leroy Smith	18-101
1992	Larry Blue	10-72
1993	Larry Blue	11-73
1994	Parker Wildeman	10-67
	Bill Ennis-Inge	12-76
1995	Jared DeVries	12-92
1996	Jared DeVries	13-104
1997	Jared DeVries	8-85
1998	Jared DeVries	10-69
1999	Scott Pospisil	6-26
2000	Derrick Pickens	7-26
2001	Aaron Kampman	9-34
2002	Matt Roth	10-54
2003	Matt Roth	12-83
2004	Jonathan Babineaux	11-63
2005	Kenny Iwebema	7-38
2006	Bryan Mattison	6.5-57
2007	Bryan Mattison	9.0-54
2008	Mitch King	4.0-37
2009	Adrian Clayborn	11.5-87
2010	Karl Klug	5.5-47
2011	Mike Daniels	9-53
2012	Joe Gaglione	5.0-24
2013	James Morris	8.0-47
2014	Drew Ott	8.0-41
2015	Nate Meier	7.0-44

**Tackles For Loss**

Yr.	Player	Tackles-Yds.
1967	Greg Allison	13-37
1968	William Bevil	2-15 *
	Daniel McDonald	2-7 *
	Layne McDowell	2-14 *
1969	Daniel McDonald	7-52 *
1970	Jerry Nelson	7-53 *
1971	Craig Clemons	3-8 *
	Richard Solomon	3-5 *
	Harry Young	3-6 *
1972	Dan Dickel	5-30 *
1973	Dan Dickel	11-39
1974	Lynn Heil	10-32
1975	Dave Bryant	15-58
1976	Doug Benschoter	6-18
1977	Jim Molini	10-69
	Steve Vazquez	9-38
1978	Dave Becker	9-40
1979	Bryan Skradis	7-33
1980	Andre Tippet	20-153
1981	Andre Tippet	14-77
1982	Mark Bortz	10-50
1983	Tony Wancket	16-81
1984	Vernon Little	13-81
	Jeff Drost	15-65
1985	Larry Station	15-59
	Jeff Drost	11-67
1986	Dave Haight	11-53
1987	Dave Haight	14-50
1988	Joe Mott	21-79
1989	Jim Johnson	21-111
1990	Rod Davis	12-41
1991	Leroy Smith	22-119

1992	Mike Wells	17-62
1993	Mike Wells	17-70
1994	Parker Wildeman	17-77
1995	Jared DeVries	19-104
1996	Jared DeVries	22-133
1997	Jared DeVries	19-81
1998	Jared DeVries	19-91
1999	Scott Pospisil	9-34
2000	Jerry Montgomery	11-31
2001	Aaron Kampman	17-54
2002	Colin Cole	18-61
2003	Jovon Johnson	16-92
2004	Jonathan Babineaux	25-93
2005	Abdul Hodge	11-27
2006	Mitch King	12-49
2007	Bryan Mattison	9.0-54
2008	Mitch King	4.0-37
2009	Adrian Clayborn	20.0-107
2010	Karl Klug	13.0-67
2011	Mike Daniels	13.5-63
2012	James Morris	9.0-40
	Joe Gaglione	9.0-32
2013	James Morris	18.0-68
2014	Drew Ott	12.0-54
2015	Nate Meier	10.5-52

*\* - not all games included*



**Run**

96	_____	Eddie Vincent vs. Purdue, 11/6/1954
92	_____	Royce Mix vs. Illinois, 11/25/1972
91	_____	Larry Ferguson vs. Ohio State, 11/12/1960
89	_____	Tavian Banks vs. Iowa State, 9/14/1996
87	_____	Rick Bayless vs. Northern Illinois, 9/20/1986
87	_____	Ed Podolak vs. Northwestern, 10/22/1966
86	_____	Ronnie Harmon vs. Iowa State, 9/8/1984
85	_____	Larry Ferguson vs. Oregon State, 9/24/1960
82	_____	Tavian Banks vs. Iowa State, 9/20/1997
82	_____	Tom Smith vs. Washington State, 9/27/1969
81	_____	Bob Jeter vs. California, 1/1/1959
80	_____	Sedrick Shaw vs. Central Michigan, 9/3/1994
80	_____	Eddie Phillips vs. Minnesota, 11/19/1983
80	_____	Brad Reid vs. Wisconsin, 11/18/1978
78	_____	Butch Caldwell vs. Michigan State, 11/24/1973
78	_____	James Hatch vs. Illinois, 11/8/1952
77	_____	Dennis Mosley vs. Iowa State, 9/17/1977
76	_____	Jim Jensen vs. Indiana, 10/18/1975
75	_____	Jordan Canzeri vs. Illinois, 10/10/2015
75	_____	Adam Robinson vs. Iowa State, 9/11/2010
75	_____	Shonn Greene vs. Purdue, 11/15/2008

**Pass**

95	_____	Banks to Clark vs. Purdue, 10/5/2002
95	_____	Hartlieb to Early vs. Northwestern, 11/7/1987
93	_____	Vlasic to Early vs. Northwestern, 10/25/1986
92	_____	Stanzi to McNutt, Jr., vs. Indiana, 10/31/2009
89	_____	Long to Smith vs. Northwestern, 10/26/1985
88	_____	Vandenberg to McNutt, Jr., vs. Tennessee Tech, 9/3/2011
87	_____	Snook to Nourse vs. Minnesota, 11/7/1964
86	_____	Grogan to Smith vs. Northwestern, 10/8/1983
85	_____	<b>Beathard</b> to T. Smith vs. Michigan State, 12/05/2015
85	_____	Rudock to Duzey at Ohio State, 10/19/2013
82	_____	<b>Beathard</b> to T. Smith vs. North Texas, 9/26/2015
80	_____	Sunderman to Triplett vs. Wisconsin, 10/30/1971
80	_____	Szykowny to Ferguson vs. Wisconsin, 10/20/1962
80	_____	Duncan to Sessi vs. Utah State, 9/28/1957
80	_____	Vandenberg to McNutt, Jr., vs. Indiana, 10/22/2011
78	_____	Tate to Solomon at Purdue, 10/8/2005
78	_____	Caldwell to Schultz vs. Ohio State, 11/17/1973
78	_____	Lawrence to Reardon vs. Arizona, 10/4/1969
77	_____	Long to Harmon vs. Penn State, 9/17/1983
77	_____	Farmer to Mertes to Couppee vs. Minnesota, 11/15/1941
76	_____	Riddle to Krause vs. Indiana, 10/12/1963
76	_____	Dobrinio to Smith vs. Notre Dame, 11/20/1954
75	_____	McCann to Hill vs. Indiana, 10/20/2001
75	_____	Mullen to Hill vs. Western Michigan, 9/16/2000
75	_____	Suess to Mosley vs. Wisconsin, 10/27/1979

**Kickoff Return**

100	_____	C.J. Jones vs. Southern California, 1/2/2003
100	_____	Joe Williams vs. Notre Dame, 11/25/1961
100	_____	George Rice vs. Purdue, 10/6/1951
99	_____	Derrell Johnson-Koulianos at Ohio State, 11/14/2009
99	_____	Norm Granger vs. Indiana, 10/10/1981
99	_____	Bill Reichardt vs. Oregon, 10/29/1949
97	_____	Dave Schick vs. Northwestern, 11/1/1975
96	_____	Jordan Cotton vs. LSU, 1/01/14
95	_____	Kerry Reardon vs. Northwestern, 11/9/1968
94	_____	Jermelle Lewis vs. Michigan State, 10/12/2002
92	_____	Jordan Cotton vs. Penn State, 10/20/2012
92	_____	Levi Mitchell vs. Washington State, 9/27/1969
92	_____	Henry Vollenweider vs. South Dakota, 9/30/1939
90	_____	Kahlil Hill vs. Michigan State, 10/7/2000
88	_____	Derrell Johnson-Koulianos at Minnesota, 11/27/2010
88	_____	Kahlil Hill vs. Central Michigan, 9/5/1998
88	_____	Dick Hoerner vs. Michigan, 11/28/1942
86	_____	Tim Dodge at Michigan State, 10/2/1999
77	_____	Bill Burkett vs. Nebraska, 11/9/1940
76	_____	Kahlil Hill vs. Penn State, 9/29/2001
75	_____	Ricchard Carter vs. Iowa State, 9/14/1996

**Punt Return**

95	_____	Bill Happel at Minnesota, 11/17/1984
94	_____	Bob Longley vs. Oregon, 10/29/1949
92	_____	Tim Dwight vs. Indiana, 10/25/1997
90	_____	Jovon Johnson vs. Ball State, 9/3/2005
89	_____	Peter Marciano vs. Minnesota, 11/22/1986
86	_____	Tim Dwight vs. Ohio State, 10/26/1996
83	_____	Kevonte Martin-Manley vs. W. Michigan, 9/21/2013
83	_____	Walner Belleus at Arizona State, 9/18/2004
83	_____	Tim Dwight vs. Penn State, 10/19/1996
82	_____	Paul Krause vs. Michigan, 11/17/1962
81	_____	Andy Brodell vs. Iowa State, 9/13/2008
80	_____	Gerald Mauren vs. Notre Dame, 11/21/1959
76	_____	Earl Smith vs. Ohio State, 10/16/1954
72	_____	Willie Fleming vs. Michigan, 11/1/1958
70	_____	Ramon Ochoa vs. Buffalo, 9/6/2003
68	_____	Harold Jasper vs. Oregon, 9/24/1994
67	_____	Tony Collins vs. Illinois, 9/27/1997
65	_____	C.J. Jones vs. Michigan, 10/27/2001
64	_____	Karl Noonan vs. Oregon State, 9/25/1965
63	_____	Kevonte Martin-Manley vs. W. Michigan, 9/21/2013
62	_____	Kahlil Hill vs. Central Michigan, 9/5/1998
61	_____	Tim Dwight vs. Michigan, 10/18/1997
58	_____	Ed Hinkel vs. Northwestern, 11/2/2002
57	_____	Kahlil Hill vs. Illinois, 9/26/1998
56	_____	Andy Brodell vs. Northern Illinois, 9/1/2007
55	_____	Robert Smith vs. Purdue, 10/15/1983
54	_____	Ed Hinkel vs. Penn State, 9/28/2002
51	_____	C.J. Jones vs. Kent State, 9/1/2001
49	_____	Ed Hinkel at Arizona State 9/18/2004
48	_____	Kahlil Hill vs. Northwestern, 11/10/2001
44	_____	Tim Dwight vs. Minnesota, 11/22/1997
42	_____	Paki O'Meara vs. Eastern Illinois, 9/04/2010

NOTE: Players listed in boldface are current players.

**Interception Return**

- 98 \_\_\_\_\_ Adam Shada vs. Purdue, 10/7/2006  
 98 \_\_\_\_\_ Tanner Miller vs. Northwestern, 10/15/2011  
 94 \_\_\_\_\_ Brad Quast at Kansas State, 9/10/1988  
 94 \_\_\_\_\_ Bobby Stearns vs. Montana, 10/2/1954  
 90 \_\_\_\_\_ Rod Sears vs. Purdue, 10/22/1977  
 89 \_\_\_\_\_ Shaun Prater vs. Tennessee Tech, 9/3/2011  
**88 \_\_\_\_\_ Desmond King vs. Maryland, 10/31/2015**  
**88 \_\_\_\_\_ Bo Bower vs. North Texas, 9/26/2015**  
 86 \_\_\_\_\_ Tyler Sash vs. Indiana, 10/31/2009  
 85 \_\_\_\_\_ Dick Gibbs vs. Indiana, 10/30/1965  
 81 \_\_\_\_\_ Brian Wise vs. Kansas State, 9/10/1988  
 72 \_\_\_\_\_ Micah Hyde vs. Missouri, 12/28/2010  
 71 \_\_\_\_\_ John Lowdermilk vs. LSU, 1/01/14  
 70 \_\_\_\_\_ Matt Bowen vs. Indiana, 10/25/1997  
 68 \_\_\_\_\_ Christian Kirksey vs. Minnesota, 9/29/2012  
 66 \_\_\_\_\_ Micah Hyde vs. Michigan State, 10/30/2010  
 62 \_\_\_\_\_ Derek Pagel vs. Michigan State, 10/12/2002  
 60 \_\_\_\_\_ J.P. Lange vs. Indiana, 10/25/1997  
 60 \_\_\_\_\_ Tom Knight vs. Indiana, 10/14/1995  
 58 \_\_\_\_\_ Tyler Sash at Minnesota, 11/22/2008  
 57 \_\_\_\_\_ Amari Spivey at Minnesota, 11/22/2008  
 57 \_\_\_\_\_ Tom Knight vs. Indiana, 10/12/1996  
 52 \_\_\_\_\_ James Morris vs. Tennessee Tech, 9/3/2011  
 51 \_\_\_\_\_ Sean Considine at Penn State 10/23/2004  
 49 \_\_\_\_\_ James Morris vs. Iowa State, 9/08/2012  
 48 \_\_\_\_\_ Tyler Sash vs. South Carolina, 1/1/2009  
 47 \_\_\_\_\_ Joe Slattery vs. Illinois, 9/26/1998  
 45 \_\_\_\_\_ Tyler Sash vs. South Carolina, 1/1/2009

**Fumble Return**

- 84 \_\_\_\_\_ Dayton Perry vs. Purdue, 10/22/1960  
 72 \_\_\_\_\_ Kevin Worthy vs. Akron, 8/31/2002  
 52 \_\_\_\_\_ Christian Kirksey vs. Northern Illinois, 8/31/2013  
 51 \_\_\_\_\_ Kerry Cooks vs. Iowa State, 9/10/1994  
 47 \_\_\_\_\_ Abdul Hodge vs. Penn State, 10/25/2003  
 45 \_\_\_\_\_ Christian Kirksey vs. Penn State, 10/20/2012

**Blocked Field Goal Return**

- 87 \_\_\_\_\_ LeVar Woods vs. Northern Illinois, 9/18/1999  
 85 \_\_\_\_\_ Antwan Allen vs. Purdue, 10/05/2002

**Blocked PAT Return**

- 99 \_\_\_\_\_ D.J. Johnson vs. Penn State, 9/28/2002

**Field Goal**

- 58 \_\_\_\_\_ Tim Douglas vs. Illinois, 9/26/1998  
 57 \_\_\_\_\_ Marshall Koehn vs. Pittsburgh, 9/19/2015  
 57 \_\_\_\_\_ Tom Nichol vs. Michigan, 10/22/1983  
 55 \_\_\_\_\_ Nate Kaeding vs. Minnesota, 11/15/2003  
 55 \_\_\_\_\_ Nate Kaeding vs. Penn State, 9/28/2002  
 55 \_\_\_\_\_ Rob Houghtlin vs. Iowa State, 9/19/1987  
 54 \_\_\_\_\_ Brion Hurley vs. Iowa State, 9/14/1996  
 53 \_\_\_\_\_ Todd Romano vs. Tulsa, 9/4/1993  
 52 \_\_\_\_\_ Marshall Koehn vs. Pittsburgh, 9/21/14  
 52 \_\_\_\_\_ Rob Houghtlin vs. UCLA, 1/1/1986  
 51 \_\_\_\_\_ Nate Kaeding vs. Purdue, 10/05/2002  
 51 \_\_\_\_\_ Nate Kaeding vs. Utah State, 9/21/2002  
 51 \_\_\_\_\_ Tim Douglas vs. Illinois, 9/26/1998  
 51 \_\_\_\_\_ Tim Douglas vs. Illinois, 9/26/1998  
 51 \_\_\_\_\_ Brion Hurley vs. Michigan State, 10/5/1996  
 51 \_\_\_\_\_ Dave Holsclaw vs. Michigan State, 11/19/1977  
 50 \_\_\_\_\_ Mike Meyer vs. Northern Illinois, 9/01/2012  
 50 \_\_\_\_\_ Mike Meyer vs. Iowa State, 9/10/2011  
 50 \_\_\_\_\_ Nate Kaeding at Wisconsin, 11/22/2003  
 50 \_\_\_\_\_ Brion Hurley vs. Minnesota, 11/23/1996  
 50 \_\_\_\_\_ Brion Hurley vs. Washington, 12/29/1995  
 50 \_\_\_\_\_ Brion Hurley vs. Wisconsin, 11/18/1995  
 50 \_\_\_\_\_ Brion Hurley vs. Michigan State, 10/7/1995  
 50 \_\_\_\_\_ Rob Houghtlin vs. Northern Illinois, 9/21/1985

**Punt**

- 83 \_\_\_\_\_ Lonnie Rogers vs. Oregon State, 9/26/1962  
 82 \_\_\_\_\_ Ryan Donahue vs. Michigan State, 10/27/2007  
 79 \_\_\_\_\_ Jason Baker vs. Illinois, 9/26/1998  
 79 \_\_\_\_\_ Joe Heppner vs. Wisconsin, 11/10/1973  
 76 \_\_\_\_\_ Ryan Donahue vs. Northwestern, 11/3/2007  
 76 \_\_\_\_\_ Jason Baker vs. Arizona State, 12/31/1997  
 75 \_\_\_\_\_ David Bradley vs. Minnesota, 11/15/2003  
 75 \_\_\_\_\_ Nick Gallery vs. Indiana, 10/14/1995  
 74 \_\_\_\_\_ Jason Baker vs. Illinois, 10/14/2000  
 73 \_\_\_\_\_ Ryan Donahue at Northwestern, 11/13/2010  
 73 \_\_\_\_\_ Ryan Donahue vs. Northwestern, 11/07/2009  
 73 \_\_\_\_\_ Nick Gallery vs. Ohio State, 10/26/1996  
 73 \_\_\_\_\_ Nile Kinnick vs. Indiana, 10/7/1939  
 71 \_\_\_\_\_ Ryan Donahue vs. Wisconsin, 10/23/2010  
 70 \_\_\_\_\_ Nick Gallery vs. Purdue, 10/30/1993  
 70 \_\_\_\_\_ Gary Kostrubala vs. Michigan State, 10/5/1985  
 69 \_\_\_\_\_ Jason Baker vs. Iowa State, 9/16/2000  
 69 \_\_\_\_\_ Nick Gallery vs. Indiana, 10/12/1996  
 69 \_\_\_\_\_ Reggie Roby vs. Purdue, 11/7/1981  
 69 \_\_\_\_\_ Dan Matter vs. Illinois, 9/11/1976  
 68 \_\_\_\_\_ Ryan Donahue at Purdue, 10/20/2007

**NOTE: Players listed in boldface are current players.**

**Kickoff Returns**

100	_____	C.J. Jones vs. Southern California, 1/2/2003
100	_____	Joe Williams vs. Notre Dame, 11/25/1961
100	_____	George Rice vs. Purdue, 10/6/1951
99	_____	Derrell Johnson-Koulianos at Ohio State, 11/14/2009
99	_____	Norm Granger vs. Indiana, 10/10/1981
99	_____	Bill Reichardt vs. Oregon, 10/29/1949
97	_____	Dave Schick vs. Northwestern, 11/1/1975
95	_____	Kerry Reardon vs. Northwestern, 11/9/1968
94	_____	Jermelle Lewis vs. Michigan State, 10/12/2002
92	_____	Jordan Cotton vs. Penn State, 10/20/2012
92	_____	Levi Mitchell vs. Washington State, 9/27/1969
92	_____	Henry Vollenweider vs. South Dakota, 9/30/1939
90	_____	Kahlil Hill vs. Michigan State, 10/7/2000
88	_____	Derrell Johnson-Koulianos at Minnesota, 11/27/2010
88	_____	Kahlil Hill vs. Central Michigan, 9/5/1998
88	_____	Dick Hoerner vs. Michigan, 11/28/1942
77	_____	Bill Burkett vs. Nebraska, 11/9/1940
43	_____	Ernest Crank vs. Northwestern, 11/14/1992

**Punt Returns**

(Does not include blocked punt returns)

95	_____	Bill Happel vs. Minnesota, 11/17/1984
94	_____	Bob Longley vs. Oregon, 10/29/1949
92	_____	Tim Dwight vs. Indiana, 10/25/1997
90	_____	Jovon Johnson vs. Ball State, 9/3/2005
89	_____	Peter Marciano vs. Minnesota, 11/22/1986
86	_____	Tim Dwight vs. Ohio State, 10/26/1996
83	_____	Kevonte Martin-Manley vs. W. Michigan, 9/21/2013
83	_____	Walner Belleus at Arizona State, 9/18/2004
83	_____	Tim Dwight vs. Penn State, 10/19/1996
82	_____	Paul Krause vs. Michigan, 11/17/1962
81	_____	Andy Brodell vs. Iowa State, 9/13/2008
80	_____	Gerald Mauren vs. Notre Dame, 11/21/1959
76	_____	Earl Smith vs. Ohio State, 10/16/1954
72	_____	Willie Fleming vs. Michigan, 11/1/1958
68	_____	Harold Jasper vs. Oregon, 9/24/1994
67	_____	Tony Collins vs. Illinois, 9/27/1997
65	_____	C.J. Jones vs. Michigan, 10/27/2001
64	_____	Karl Noonan vs. Oregon State, 9/25/1965
63	_____	Kevonte Martin-Manley vs. W. Michigan, 9/21/2013
62	_____	Kahlil Hill vs. Central Michigan, 9/5/1998
61	_____	Tim Dwight vs. Michigan, 10/18/1997
58	_____	Ed Hinkel vs. Northwestern, 11/2/2002
57	_____	Kahlil Hill vs. Illinois, 9/26/1998
55	_____	Robert Smith vs. Purdue, 10/15/1983
44	_____	Tim Dwight vs. Minnesota, 11/22/1997

**Interception Returns**

98	_____	Tanner Miller vs. Northwestern, 10/15/2011
98	_____	Adam Shada vs. Purdue, 10/7/2006
94	_____	Brad Quast vs. Kansas State, 9/10/1988
94	_____	Bobby Stearns vs. Montana, 10/2/1954
90	_____	Rod Sears vs. Purdue, 10/22/1977
89	_____	Shaun Prater vs. Tennessee Tech, 9/3/2011
<b>88</b>	_____	<b>Desmond King vs. Maryland, 10/31/2015</b>
<b>88</b>	_____	<b>Bo Bower vs. North Texas, 9/26/2015</b>
86	_____	Tyler Sash vs. Indiana, 10/31/2009
85	_____	Dick Gibbs vs. Indiana, 10/30/1965
81	_____	Brian Wise vs. Kansas State, 9/10/1988
72	_____	Micah Hyde vs. Missouri, 12/28/2010
70	_____	Matt Bowen vs. Indiana, 10/25/1997
68	_____	Christian Kirksey vs. Minnesota, 9/29/2012
66	_____	Micah Hyde vs. Michigan State, 10/30/2010
62	_____	Derek Pagel vs. Michigan State, 10/12/2002
60	_____	J.P. Lange vs. Indiana, 10/25/1997
60	_____	Tom Knight vs. Indiana, 10/14/1995
57	_____	Amari Spivey at Minnesota, 11/22/2008
57	_____	Tom Knight vs. Indiana, 10/12/1996
47	_____	Joe Slattery vs. Illinois, 9/26/1998
47	_____	Jovon Johnson vs. Northern Iowa, 9/17/2005
47	_____	Chad Greenway vs. Kent State, 9/04/2004
47	_____	Chris Smith vs. Miami, OH, 9/08/2001
35	_____	Desmond King vs. Indiana, 10/11/2014
35	_____	B.J. Lowery vs. Western Michigan, 9/21/2013
<b>34</b>	_____	<b>Josey Jewell vs. North Texas, 9/26/2015</b>
34	_____	Jason Olejniczak vs. Wisconsin, 10/13/90
33	_____	Shaun Prater vs. Penn State, 10/2/2010
31	_____	Plez Atkins vs. Northern Iowa, 9/09/95
28	_____	Tom Knight at Northwestern, 11/11/95
23	_____	Plez Atkins vs. New Mexico State, 9/30/95
20	_____	Broderick Binns at Arizona, 9/18/2010
18	_____	Christian Kirksey at Indiana, 11/03/2012
17	_____	John Lowdermilk vs. Nebraska, 11/28/2014
13	_____	B.J. Lowery vs. Western Michigan, 9/21/2013
<b>4</b>	_____	<b>Parker Hesse at Nebraska, 11/27/2015</b>

**Fumble Returns**

84	_____	Dayton Perry vs. Purdue, 10/22/1960
72	_____	Kevin Worthy vs. Akron, 8/31/2002
52	_____	Christian Kirksey vs. Northern Illinois, 8/31/2013
51	_____	Kerry Cooks vs. Iowa State, 9/10/1994
9	_____	Micah Hyde vs. Purdue, 11/10/2012

**Blocked Field Goal Returns**

87	_____	LeVar Woods vs. Northern Illinois, 9/18/1999
85	_____	Antwan Allen vs. Purdue, 10/05/2002

**Blocked PAT Return**

99	_____	D.J. Johnson vs. Penn State, 9/28/2002
----	-------	--

**NOTE: Players listed in boldface are current players.**

The Iowa Hawkeyes play their home football games in Kinnick Stadium (capacity 70,585), located on the west campus in the heart of the University's athletic complex. It is a few minutes drive from Interstate 80 and 380 and is less than 30 minutes from the Eastern Iowa Airport in Cedar Rapids.

The Paul J. Brechler Press Box is on the west side and accessible by elevator or stairs. The facility is named in honor of the former UI athletic director (1947-60). It was completed prior to the 2006 season as part of the two-year, \$90 million renovation of Kinnick Stadium.

The four-level facility extends from goal line to goal line. The media section, including the press section, radio and television booths and game management operations, are located on the fourth level. Level one includes private suites and indoor club seating, level two includes outdoor club seating and level three is private suites.

Refreshments and snacks are available throughout each game. A pregame meal is served for the media, as well as sandwiches postgame.

### Ferentz Conferences/Interview Requests

Coach Kirk Ferentz holds a media conference each Tuesday during the season in the Stew and LeNore Hansen Football Performance Center. Players are also available, upon request, each Tuesday.

Player requests must be made following each game, either after a Saturday game or by 9 a.m. CT Sunday morning, for the following week. Out of town media should contact the Athletic Communications office on Mondays to arrange telephone interviews.

Coach Ferentz is available each Tuesday during the Big Ten Conference coaches tele-conference (11:40 a.m., CT), and, he is also available via tele-conference for visiting media outlets. Those tele-conferences are held each Tuesday. Contact UI Athletic Communications for the tele-conference times, phone number and passcode.

### Credentials

Season and single-game credential requests for Iowa football may be requested online. Please apply for credentials at [hawkeyesports.com/media](http://hawkeyesports.com/media), or contact Traci Wagner ([traci-wagner@uiowa.edu](mailto:traci-wagner@uiowa.edu), 319-335-9411) for instructions. Season requests must be received by Aug. 12 to assure a season seat in the press box.

Once a credential request is submitted, you will receive an automatic reply stating that your request has been received. You will receive another notification when your request has been approved or denied. Credentials will be mailed if the request is received 10 days prior to a game. Credentials may also be picked up in the Athletic Communications office before 2 p.m. on the Friday prior to game day, or left at the media will call gate (Gate I, northeast corner) at Kinnick Stadium on game day. Late requests that cannot be picked up in advance will not include parking.

Reporters may not use a credential to cover the game for another newspaper, television station, radio station or internet site. Failure to comply will result in both agencies credentials being revoked for the entire season.

***Credential language, which appears on all credentials issued for Iowa football, is printed on the following page of this guide. All rules and regulations listed are enforced by the University of Iowa Athletics Department and the Big Ten Conference.***

### Parking

Requests for parking should be made when requesting credentials online. Media parking is located in the parking ramp at the northeast corner of Kinnick Stadium, at the corner of Hawkins Drive and Evashevski Drive.

Television stations needing satellite truck parking must contact Traci Wagner (319-335-9411) early in the week prior to that Saturday's game, to make arrangements.

### Media Entrances

Members of the media are encouraged to enter Kinnick Stadium at the northeast corner of the stadium (Gate I, immediately across from the parking ramp) and proceed through the north and west concourses to elevator F, located at the midway point of the west stands. Media members may also enter through Gate F on the west side of Kinnick Stadium.

### Photo/TV Credentials

Photo credentials must be requested following the same guidelines as mentioned above. A photographer's room is located at the northwest corner of the Kinnick Stadium playing field. Photo credentials must be presented in order to receive a vest for sideline photography. Entrance to the photo room is through the tunnel in the middle of the west concourse. From the playing field, the photo room may be accessed through the tunnel at the northwest corner of the field.


Photo vests must be returned to the photographer's room 10-15 minutes following the conclusion of each game.

Television stations are not allowed to video tape from the press box. A splitter board is available in the photo room for all TV stations to receive the overhead video provided by Iowa's football video department (or the network midfield camera). TV camera personnel on the sidelines must adhere to all sideline policies.

### Services

Complete play-by-play, halftime statistics, final team and individual stats, complete defensive stats, drive charts, participation charts and quotes from both head coaches are available following each home game. Stat Broadcast is available for each home game via [livestats.hawkeyesports.com/](http://livestats.hawkeyesports.com/).

# In Memory



## Bob Brooks

Bob Brooks, who broadcast University of Iowa athletic events for over 57 years, passed away on June 25, 2016. He was 89.

Brooks worked in the radio and television industry in Cedar Rapids throughout his career, working for KCRG radio and television (1949-76), and KHAK (1977-2000) and KMRY (2000-2016) radio stations. He later was part of the UI's original broadcast team for Learfield Sports Properties. His broadcasting career began at WSUI (1943-48) campus radio

station when he was a high school student. Brooks covered Iowa football for over 65 years, including covering all six of Iowa's Rose Bowl appearances.

He is a member of the Kinnick Stadium media "Wall of Fame" and was recognized by the UI as an honorary letterman. The press box at Kingston Stadium in Cedar Rapids was named in his honor in 2011, and he was honored by the College Football Hall of Fame in 2004. He was a 10-time winner of the Iowa Broadcaster of the Year Award.

Brooks was a native of Cedar Rapids, Iowa. He earned his journalism degree from Iowa in 1948 and immediately began his broadcasting career in his hometown.



The Kinnick Stadium press facility closes four hours following the conclusion of post-game press conferences.

### Telephones

Iowa provides a limited number of telephones in the main press box area for use on a first-come, first-serve basis. Media requiring their own phone lines should call 319-335-2945 and ask for a work order clerk.

### High Speed Internet Access

Hard wire high speed internet access is available at every media seat in the Kinnick Stadium press box. Wireless internet access is available, with a username and password, both in the press box and in the postgame interview rooms. Please ask for IT assistance should you need wireless access on game day.

### Postgame Information via E-Mail

All game statistics, notes and quotes are e-mailed from Kinnick Stadium following Iowa home games when requested. This information is filed in **pdf** format and is sent within 30-45 minutes following home games. To receive this information, contact a member of the Iowa Athletic Communications staff. This information is also posted on the Iowa website, [hawkeyesports.com](http://hawkeyesports.com), following each Iowa game throughout the season.

### Press Conference Transcripts

Transcripts of Tuesday press conferences and home game postgame press conferences with Coach Kirk Ferentz, are provided by **ASAP Transcripts**. Transcripts of Ferentz press conferences are available for download via [hawkeyesports.com](http://hawkeyesports.com) and e-mail. Hard copy transcripts of press conferences following home games are also distributed to members of the media.

### Accommodations

A directory of hotels, motels, restaurants and available air transportation can be found on page 229 of this guide. The UI Athletic Communications office does reserve a block of rooms at the Radisson Inn in Coralville, and those are available on a first-come, first-serve basis. Contact the UI Athletic Communications office (319-335-9411) for reservations.

### Postgame Interviews

Members of the media should contact Steve Roe with player requests prior to leaving the press box. UI Athletic Communications staff will be departing the press box with approximately five minutes remaining in the game.

Both team locker room facilities are located beneath the south end zone stands. All player and coaches interviews will take place in the designated media rooms. You may follow a member of the UI Athletic Communications staff from the press box or ask for directions on getting to the postgame media rooms.

Both head coaches are available (in different interview rooms) following the cooling off period, with player interviews to follow. Coach Ferentz' postgame comments are televised on the monitors in the media section of the Brechler press box. Quotes from both head coaches are distributed following the interview sessions.

The Iowa locker room is closed to the media. Requested Iowa players are available in the Iowa interview room.

### The Hawkeye Radio Network

Fans of the University of Iowa following the Hawkeyes on radio can tune in on their favorite station throughout the state of Iowa and the Midwest.

The radio voice of the Hawkeyes is Gary Dolphin, a Cascade, Iowa native who handles all play-by-play action of both Iowa

football and men's basketball. In addition, Dolphin also serves as the host of the weekly coach's shows during the season with football Coach Kirk Ferentz and men's basketball Coach Fran McCaffery. Dolphin is a three-time Iowa SportsCaster of the Year. He is in his 20th year of broadcasting Iowa football and basketball on the Hawkeye Radio Network. Dolphin, overall, is in his 44th year of play-by-play broadcasting, which includes seven years of broadcasting basketball games for Northwestern University. He served as the Network Television Coordinator for the Chicago Bears from 1989-99.

Dolphin is joined on all University of Iowa football broadcasts by former Hawkeye and NFL great Ed Podolak. A native of Atlantic, Iowa, Podolak was a three-year letterman for the Hawkeyes (1966-68) as a quarterback and running back. He enjoyed a lengthy professional career with the Kansas City Chiefs and is a member of the Chiefs Hall of Fame. He has been a part of Iowa football broadcasts for 34 years and over 415 games. Iowa's sideline reporter is Rob Brooks.

The Hawkeye Radio Network, a production of Learfield Communications, Inc. of Jefferson City, Missouri, blankets the state of Iowa and bordering states with more than 50 stations providing live coverage. The Hawkeyes can also be heard on the World Wide Web ([hawkeyesports.com](http://hawkeyesports.com)) via Hawkeye All-Access, and on Sirius and XM satellite radio.

### Credential Language

The following is the information printed on the University of Iowa game day media credential. All rules and regulations listed are enforced by the University of Iowa Athletics Department and the Big Ten Conference.

### Press Credential Language

This working credential is subject in all respects to the Media Credential Criteria and Policies set forth by the University of Iowa. This working credential is issued for the sole purpose of providing facility access to an accredited agency's employee who has a legitimate working function (media or game service) in conjunction with this game or games. It is non-transferable and non-assignable and any duplication or alteration of this document is prohibited. Any unauthorized use of this credential subjects the bearer to ejection from the facility and prosecution for criminal trespass.

Any secondary use of any picture, photograph, audio description, video, film/tape, drawing or other description of a game taken or made by the accredited organization or individual to whom this credential has been issued (including, but not limited to use in delayed editorial or non-editorial advertising, sales promotion or merchandising) is prohibited without prior specific written approval of the University of Iowa or the Big Ten Conference. Outlets are limited to no more than 120 seconds of UI press conference video per clip.

Nothing in these terms and conditions authorizes or allows bearer to violate any of the trademarks, copyright and other proprietary rights of the University of Iowa or the Big Ten Conference.

A maximum of two minutes (2:00) of game video footage (without audio) may be utilized during the one week period following the conclusion of the game, solely within regularly scheduled bona fide news programming distributed via television, and may not be distributed via the internet, wireless or other forms of media.

**ACCEPTANCE OF THIS CREDENTIAL CONSTITUTES AGREEMENT BY THE BEARER AND HIS OR HER ORGANIZATION TO ABIDE BY THE FOREGOING CONDITIONS.**

**NEWSPAPERS**
**Associated Press**

Telephone: 515-243-3281 or  
1-800-453-2113  
505 5th Ave., Suite 1000  
Des Moines, Iowa 50309  
Sports Editor: Luke Meredith  
E-mail: [lm Meredith@ap.org](mailto:lm Meredith@ap.org)  
Iowa City office: 319-337-5615

**The Burlington Hawk Eye**

Box 10, 800 S. Main St.  
Burlington, Iowa 52601-0010  
Telephone: 319-754-8461  
Sports Editor/Football Writer:  
John Bohnenkamp  
E-mail:  
[jbohenkamp@thehawkeye.com](mailto:jbohenkamp@thehawkeye.com)

**Cedar Rapids Gazette**

Telephone: 319-398-8258  
500 Third Ave. SE  
Cedar Rapids, Iowa 52401  
Football Writers: Marc Morehouse  
and Scott Dochterman  
E-mail:  
[marc.morehouse@thegazette.com](mailto:marc.morehouse@thegazette.com);  
[scott.dochterman@thegazette.com](mailto:scott.dochterman@thegazette.com)  
Columnist: Mike Hlas  
E-mail: [mike.hlas@thegazette.com](mailto:mike.hlas@thegazette.com)

**Daily Iowan**

Telephone: 319-335-5848  
E131 AJB  
University of Iowa  
Iowa City, Iowa 52242  
Sports Editors: Blake Dowson and  
Jordan Hansen  
E-mail: [Blake.Dowson@gmail.com](mailto:Blake.Dowson@gmail.com);  
[jhansenmhs@gmail.com](mailto:jhansenmhs@gmail.com)

**Des Moines Register**

Telephone: 515-284-8162  
400 Locust St., Suite 500  
Des Moines, Iowa 50309  
Football Writer: Chad Leistikow  
E-mail: [cleistik@dmreg.com](mailto:cleistik@dmreg.com)

**Iowa City Press Citizen**

Telephone: 319-339-7368  
123 N. Linn St., Suite 2E  
Iowa City, Iowa 52245  
Football Writer: Mark Emmert  
E-mail: [MEmmert@dmreg.com](mailto:MEmmert@dmreg.com)

**Moline Dispatch**

Telephone: 800-272-6397 or  
309-757-4974  
1720 Fifth Ave.  
Moline, Illinois 61265  
Football Writer: Marc Nessler  
E-mail: [nesseler@qconline.com](mailto:nesseler@qconline.com)

**Quad City Times**

Telephone: 1-800-437-4648  
500 E. Third St.  
Davenport, Iowa 52801  
Football Writer: Steve Batterson  
E-mail: [sbatterson@qctimes.com](mailto:sbatterson@qctimes.com)  
Sports Columnist: Don Doxsie  
E-mail: [ddoxsie@qctimes.com](mailto:ddoxsie@qctimes.com)  
Sports Editor: Adam Soebbing  
E-mail: [asoebbing@qctimes.com](mailto:asoebbing@qctimes.com)

**Voice of the Hawkeyes**

Editor: Todd Brommelkamp  
E-mail:  
[editor@voiceofthehawkeyes.com](mailto:editor@voiceofthehawkeyes.com)  
Telephone: 319-530-2272

**Waterloo Courier**

Telephone: 319-291-146 or  
1-800-798-1702  
100 E. 4th Street  
Waterloo, Iowa 50704  
Football Writer: Doug Newhoff  
E-mail:  
[Doug.Nehoff@wcfcourier.com](mailto:Doug.Nehoff@wcfcourier.com)

**TELEVISION**
**KCCI-TV (CBS)**

Telephone: 515-247-8811  
888 Ninth St.  
Des Moines, Iowa 50309  
Sports Director: Andy Garman  
E-mail: [agarman@kcci.com](mailto:agarman@kcci.com)

**KCRG-TV (ABC)**

Telephone: 319-398-8325 or  
365-9999 or 1-800-332-5443  
501 Second Ave. SE  
Cedar Rapids, Iowa 52401  
Sports Director: Scott Saville  
E-mail: [scott.saville@kcrq.com](mailto:scott.saville@kcrq.com)

**KGAN-TV (CBS)**

Telephone: 319-730-6153  
600 Old Marion Road NE  
Cedar Rapids, Iowa 52402  
Interim Sports Director: Zach Hanley  
E-mail: [zrhanley@sbqtv.com](mailto:zrhanley@sbqtv.com)

**KWQC-TV (NBC)**

Telephone: 563-383-7079  
805 Brady St.  
Davenport, Iowa 52803  
Sports Director: Joey Donia  
E-mail: [JDonia@kwqc.com](mailto:JDonia@kwqc.com)

**KWWL-TV (NBC)**

Telephone: 319-291-1290 or  
1-800-484-9639  
500 E. 4th St.  
Waterloo, Iowa 50703  
Sports Director: Rick Coleman  
E-mail: [rcoleman@kwwl.com](mailto:rcoleman@kwwl.com)

**WHBF-TV (CBS)**

Telephone: 309-786-5441, ext. 150  
231 18th St.  
Rock Island, Illinois 61201  
Sports Director: Jay Kidwell  
E-mail: [jkidwell@whbf.com](mailto:jkidwell@whbf.com)

**WHO-TV (NBC)**

Telephone: 515-242-3739 or  
1-800-835-1313  
1801 Grand Ave.  
Des Moines, Iowa 50308  
Sports Director: Keith Murphy  
E-mail: [keith.murphy@whotv.com](mailto:keith.murphy@whotv.com)

**WOI-TV (ABC)**

Telephone: 515-457-9645, ext. 137  
3903 West Town Parkway  
West Des Moines, Iowa 50266  
Sports Director: Jon Schaeffer  
E-mail: [jschaeffer@weareiowa.com](mailto:jschaeffer@weareiowa.com)

**WQAD-TV (ABC)**

Telephone: 309-736-3325 or  
736-3300  
3003 Park 16th St.  
Moline, Illinois 61265  
Sports Director: Matt Randazzo  
E-mail: [matt.randazzo@wqad.com](mailto:matt.randazzo@wqad.com)

**RADIO**
**KCJJ**

Telephone: 319-354-1242  
PO Box 2118  
Iowa City, Iowa 52244  
Sports: Richard Podhajsky  
E-mail: [kcjjam@gmail.com](mailto:kcjjam@gmail.com)

**KGYM**

Telephone: 319-363-2061  
1110 26th Ave. SW  
Cedar Rapids, Iowa 52404  
Sports Director: Scott Unash  
E-mail:  
[scott.unash@1600espn.com](mailto:scott.unash@1600espn.com)

**KKRQ**

Telephone: 319-354-9500  
1 Stephen Atkins Drive  
Iowa City, Iowa 52240  
Program Director: JJ Cook  
E-mail: [JJCook@iheartmedia.com](mailto:JJCook@iheartmedia.com)

**KMRV**

Telephone: 319-393-1450  
1957 Blairs Ferry Road NE  
Cedar Rapids, Iowa 52402  
Sports Director: TBA

**KRUI**

Telephone: 319-335-9525  
379 IMU  
Iowa City, Iowa 52242  
Sports Director: Austin Bramley  
E-mail: [abramley@krui.fm](mailto:abramley@krui.fm)

**KXIC**

Telephone: 319-354-9500  
1 Stephen Atkins Drive  
Iowa City, Iowa 52240  
Program Director: Mark Pitz  
E-mail: [MarkPitz@iheartmedia.com](mailto:MarkPitz@iheartmedia.com)

**KXNO**

Telephone: 515-245-8900  
2141 Grand Ave.  
Des Moines, Iowa 50312  
Program Director: Andrew Downs  
E-mail:  
[AndrewDowns@iheartmedia.com](mailto:AndrewDowns@iheartmedia.com)

**RADIO IOWA**

Telephone: 515-282-1984  
2700 Grand Ave., Suite 103  
Des Moines, Iowa 50312  
Sports Director: Todd Kimm  
E-mail: [tkimm@learfield.com](mailto:tkimm@learfield.com)  
Reporter: Dar Danielson  
E-mail: [DDanielson@learfield.com](mailto:DDanielson@learfield.com)

**WHO**

Telephone: 515-245-8900  
2141 Grand Ave.  
Des Moines, Iowa 50312  
Program Director: Mike Dorwart  
E-mail: [mike@WHORadio.com](mailto:mike@WHORadio.com)

**WMT**

Telephone: 319-395-0530 or  
1-800-933-7767  
600 Old Marion Rd. NE  
Cedar Rapids, Iowa 52402  
Program Director: Randy Lee  
E-mail: [RandyLee@wmtradio.com](mailto:RandyLee@wmtradio.com)  
Sports: Andy Petersen  
E-mail:  
[andypetersen@iheartmedia.com](mailto:andypetersen@iheartmedia.com)

**WEBSITES**
**AllHawkeyes.com**

Editor: Pat Harty  
E-Mail: [AllHawkeyesPat@gmail.com](mailto:AllHawkeyesPat@gmail.com)  
Telephone: 319-359-8603

**HawkeyesMic.com**

Editor/Publisher: John Patchett  
E-Mail: [john@hawkeyesmic.com](mailto:john@hawkeyesmic.com)  
Reporter/Contributor:  
Tyler Tjelmeland  
E-Mail: [tyler@hawkeyesmic.com](mailto:tyler@hawkeyesmic.com)  
Reporter/Contributor:  
Jack Brandsgard  
E-Mail:  
[jbrandsgard@hawkeyesmic.com](mailto:jbrandsgard@hawkeyesmic.com)  
Telephone: 319-800-9100 or  
866-744-2957

**HawkeyeNation.com**

Iowa Reporter: Rob Howe  
E-Mail: [robhowehnn@gmail.com](mailto:robhowehnn@gmail.com)  
Telephone: 319-621-4850

**HawkeyeReport.com**

Editor: Tom Kakert  
E-mail: [Tkakert@aol.com](mailto:Tkakert@aol.com)  
Telephone: 563-508-4641

**Scout.com**

Iowa Reporter: Derek Young  
E-Mail: [dyoung@scout.com](mailto:dyoung@scout.com)  
Telephone: 937-844-3084

Area Code is 319

**Air Transportation from Eastern Iowa Airport**

Allegiant Air _____	702-505-8888
American Eagle _____	800-433-7300
Delta _____	800-221-1212
Frontier Airlines _____	800-432-1359
United _____	800-864-8331

**Hotels/Motels**

Alexis Park Inn & Suites, 1165 S. Riverside Dr., Iowa City _____	337-8665
AmericInn, 2597 Holiday Rd., Coralville _____	625-2400
Baymont Inn & Suites, 200 6th St., Coralville _____	337-9797
Best Western Canterbury Inn & Suites, 704 1st Ave., Coralville _____	351-0400
Big Ten Inn, 707 1st Ave., Coralville _____	351-6131
Candlewood Suites, 2491 Holiday Rd., Coralville _____	625-2200
Clarion Highlander Hotel, 2525 N. Dodge St., Iowa City _____	354-2000
Comfort Inn, 214 W. 9th St., Coralville _____	337-8382
Comfort Suites, 2431 James St., Coralville _____	338-3400
Country Inn & Suites, 2571 Heartland Pl., Coralville _____	545-8464
Days Inn, 205 2nd St., Coralville _____	354-4400
Dutch Country Inn, 110 E. Ave., Kalona _____	656-3611
Fairfield Inn, 214 9th St., Coralville _____	337-8382
Hampton Inn, 1200 1st Ave., Coralville _____	351-6600
Hampton Inn, 4 Sturgis Corner Dr., Iowa City _____	339-8000
Heartland Inn, 87 2nd St., Coralville _____	351-8132
Heritage Inn Amana Colonies, 2185 U Ave., Williamsburg _____	668-2700
Holiday Inn Express Hotel & Suites, 970 25th Ave., Coralville _____	625-5000
Homewood Suites by Hilton, 921 E. 2nd St., Coralville _____	338-3410
HotelVetro Studio Suites, 201 S. Linn St., Iowa City _____	337-4961
Iowa House Hotel, 121 Iowa Memorial Union, Iowa City _____	335-3513
MainStay Suites, 2491 Holiday Rd., Coralville _____	625-2200
Marriott Hotel and Conference Center, 300 E. 9th St., Coralville _____	688-4000
Quality Inn, 209 W. 9th St., Coralville _____	351-8144
Radisson Hotel, 1220 1st Ave., Coralville _____	351-5049
Ramada Williamsburg, 2211 U Ave., Williamsburg _____	668-1175
Residence Inn by Marriott, 2681 James St., Coralville _____	338-6000
Riverside Golf Resort, 3184 Hwy. 22, Riverside _____	648-1234
Sheraton Iowa City Hotel, 210 S. Dubuque St., Iowa City _____	337-4058
Sleep Inn & Suites, 485 Madison Ave. N, North Liberty _____	665-2700
Suburban Extended Stay Hotel, 2491 Holiday Road, Coralville _____	625-2200
Super 8 Motel, 611 1st Ave., Coralville _____	337-8388
The Hotel at Kirkwood Center, 7725 Kirkwood Blvd. SW, Cedar Rapids _____	848-8700
Travel Lodge, 2216 N. Dodge St., Iowa City _____	351-1010

**Restaurants**

For complete listings of restaurants in the Iowa City-Coralville area, please visit:

<http://www.iowacitycoralville.org/><http://downtowniowacity.com/pages/things-to-do/eat.php>

**September 1**

Indiana at Florida International  
Oregon State at Minnesota

**September 2**

Furman at Michigan State

**September 3**
**Miami, Ohio at Iowa**

Murray State at Illinois  
Howard at Maryland  
Hawaii at Michigan  
Fresno State at Nebraska  
W. Michigan at Northwestern  
Bowling Green at Ohio State  
Kent State at Ohio State  
Eastern Kentucky at Purdue  
Rutgers at Washington  
LSU vs. Wisconsin (n)

**September 10**
**Iowa State at Iowa**

North Carolina at Illinois  
Ball State at Indiana  
Maryland at Florida International  
Central Florida at Michigan  
Indiana State at Minnesota  
Wyoming at Nebraska  
Illinois State at Northwestern  
Tulsa at Ohio State  
Penn State at Pittsburgh  
Cincinnati at Purdue  
Howard at Rutgers  
Akron at Wisconsin

**September 17**
**North Dakota State at Iowa**

Western Michigan at Illinois  
Maryland at Central Florida  
Colorado at Michigan  
Michigan State at Notre Dame  
Oregon at Nebraska  
Duke at Northwestern  
Ohio State at Oklahoma  
Temple at Penn State  
New Mexico at Rutgers  
Georgia State at Wisconsin

**September 24**
**Iowa at Rutgers**

Wake Forest at Indiana  
Penn State at Michigan  
Wisconsin at Michigan State  
Nebraska at Northwestern  
Colorado State at Minnesota  
Nevada at Purdue

**October 1**
**Northwestern at Iowa (HC)**

Michigan State at Indiana  
Purdue at Maryland  
Wisconsin at Michigan  
Rutgers at Ohio State  
Minnesota at Penn State  
Illinois at Nebraska

**October 8**
**Iowa at Minnesota**

Indiana at Ohio State  
Maryland at Penn State  
Michigan at Rutgers  
BYU at Michigan State  
Purdue at Illinois

**October 15**
**Iowa at Purdue**

Nebraska at Indiana  
Minnesota at Maryland  
Northwestern at Michigan State  
Ohio State at Wisconsin  
Illinois at Rutgers

**October 22**
**Wisconsin at Iowa**

Indiana at Northwestern  
Michigan State at Maryland  
Illinois at Michigan  
Ohio State at Penn State  
Rutgers at Minnesota  
Purdue at Nebraska

**October 29**

Maryland at Indiana  
Michigan at Michigan State  
Northwestern at Ohio State  
Penn State at Purdue  
Minnesota at Illinois  
Nebraska at Wisconsin

**November 5**
**Iowa at Penn State**

Indiana at Rutgers  
Maryland at Michigan  
Michigan State at Illinois  
Nebraska at Ohio State  
Purdue at Minnesota  
Wisconsin at Northwestern

**November 12**
**Michigan at Iowa**

Penn State at Indiana  
Ohio State at Maryland  
Rutgers at Michigan State  
Illinois at Wisconsin  
Minnesota at Nebraska  
Northwestern at Purdue

**November 19**
**Iowa at Illinois**

Indiana at Michigan  
Maryland at Nebraska  
Ohio State at Michigan State  
Penn State at Rutgers  
Northwestern at Minnesota  
Wisconsin at Purdue

**November 25**
**Nebraska at Iowa**
**November 26**

Purdue at Indiana  
Rutgers at Maryland  
Michigan at Ohio State  
Michigan State at Penn State  
Illinois at Northwestern  
Minnesota at Wisconsin

**December 3**

Big Ten Championship Game  
(Indianapolis, Ind.)

## Hawkeye Huddles

Iowa's Creative Corridor proudly presents the 2016 Iowa Football Hawkeye Huddles at all away football games this season. Hosted by the National I-Club and UI Alumni Association, Hawkeye Huddles include snacks, cash refreshments, door prizes, Herky and the Iowa Spirit Squads. Additional sponsors for the 2016 Hawkeye Huddles include Coralville Marriott Hotel and Conference Center and Iowa River Landing. The Hawkeye Huddles start three hours prior to kickoff, but no earlier than 9 a.m., and last for two hours. Visit [jointheclub.com](http://jointheclub.com) for further information.

**Sept. 24 - Rutgers**

Date: Friday, Sept. 23  
Time: 6-8 p.m., EST  
Sheraton NYC Times Square  
811 7th Avenue, W 53rd Street, New York

**Oct. 8 - Minnesota**

Time: TBD  
The Commons Hotel  
615 Washington Avenue, SE  
Minneapolis, Minnesota

**Oct. 15 - Purdue**

Time: 9-11 a.m., EST  
Four Points by Sheraton  
1600 Cumberland Avenue  
West Lafayette, Indiana

**Nov. 5 - Penn State**

Time: 4:30-6:30 p.m., EST  
Nittany Lion Inn  
200 West Park Avenue  
State College, Pennsylvania

**Nov. 19 - Illinois**

Time: TBD  
Location: TBD  
Champaign, Illinois



**The Hawkeye Visions Endowment Program:** Hawkeye Visions is an on-going campaign, which seeks to build an endowment capable of covering the cost, via earnings, of UI student-athlete scholarships. The program currently includes over 200 scholarships ranging from fully endowed scholarships, partially endowed, in development or scholarships pledged via an estate gift. The following Visionary and Leadership Scholarships will be awarded for the 2016-17 academic year.

### Visionary Level Scholarships

Beth and Bob Allsop Point Guard Scholarship  
Ray Carlson Lineman Scholarship  
Mark Falb Quarterback Scholarship  
Bill and John Fenton Football Scholarship  
George C. and Nora Foerstner Memorial and Alex A. and JoAnn F. Meyer Football Scholarships  
Russ and Ann Gerdin Family Football Scholarships  
Russ and Ann Gerdin Family Men's Basketball Scholarships  
Russ and Ann Gerdin Family Women's Basketball Scholarship  
Russ and Ann Gerdin Family Wrestling Scholarship  
Russ and Ann Gerdin Family Athletic Scholarship  
Leonard A. and Marlene S. Hadley Center Football Scholarship  
Mike "Hammer" Hammond Football Scholarship Fund

### Leadership Level Scholarships

Dr. C.F. "Larry" and Lois Barrett Football Scholarship  
Micheal and Patricia Beal Women's Basketball Scholarship  
John and Ruth Beckman Scholarships  
P. Sue Beckwith, M.D., Women's Basketball Scholarship  
P. Sue Beckwith, M.D., Rowing Scholarship  
Warren and Harriet Berman Family Football Scholarship  
Warren and Harriet Berman Family Men's Basketball Scholarship  
Mike Boddicker Baseball Scholarship  
Lester Bookey Memorial Scholarship  
Patty and Tom Buroker Football Scholarship  
Tom and Lori Cardella Football Scholarship  
B. W. "Wayne" Carpenter Football Scholarship  
Carver Scholarship/Slater Award  
Gene and Jennie Clay Football Scholarship  
John and Mary Ann Colloton Men's Basketball Scholarship  
John and Mary Ann Colloton Football Scholarship  
John and Mary Ann Colloton Women's Basketball Scholarship  
John and Mary Ann Colloton Wrestling Scholarship  
Catherine Nacke Cooper Men's Basketball Scholarship  
Brad and Peggy Davis Golf Scholarship  
Tom and Shari Davis Men's Basketball Manager Scholarship  
Doran Family Gymnastics Scholarship  
C. W. "Bump" Elliott Football Scholarship  
Dr. Brent and Ellen Feller Men's Basketball Scholarship  
John Ferentz Memorial Football Scholarship  
Fitzgerald Family Women's Basketball Scholarship  
Hayden Fry Captain's Scholarship  
Eugene and Pat Gauron Women's Tennis Scholarship  
Al Grady Memorial Football Scholarship  
Carol Hauptert Football Scholarship  
Donald W. and Marilyn Heineking Baseball Scholarship  
Donald W. and Marilyn Heineking Football Scholarship  
Donald W. and Marilyn Heineking Men's Cross Country/Track Scholarship  
Donald W. and Marilyn Heineking Men's Basketball Manager's Scholarship  
Donald W. and Marilyn Heineking Softball Scholarship  
Donald W. and Marilyn Heineking Volleyball Scholarship  
Donald W. and Marilyn Heineking Women's Basketball Scholarship  
Donald W. and Marilyn Heineking Wrestling Scholarship  
Theo and Glenda Hitchens Football Scholarship  
Theo and Glenda Hitchens Men's Basketball Scholarship  
James Hoak Men's Golf Scholarship  
Iowa Style Wrestling Scholarship  
Richard O. Jacobson Football Scholarship  
Johnson County I-Club Football Scholarship  
Johnson County I-Club Wrestling Scholarship  
Bud and Georgia Johnson Women's Basketball Scholarship  
Bud and Georgia Johnson Volleyball Scholarship  
Nile Kinnick Memorial Scholarships  
Nile Kinnick Scholarship for Women  
Ron Kirchhoff Men's Basketball Scholarship  
Don and Joyce Klimes Football Scholarship  
W. A. Krause Football Scholarship  
Gary Kurdelmeier Wrestling Scholarship  
Robert and Dorothy Lee Scholarship  
Michael and Chelle Lehman Volleyball Scholarship  
Jack and Ailene Liechty Men's Golf Scholarship  
Jack and Ailene Liechty Football Scholarship  
Jack and Ailene Liechty Men's Basketball Scholarship

Robert G. and Annalee Jacoby Hockridge Wrestling Scholarship  
Jim and Rhonda Juhlin Men's Basketball Scholarship  
Nile Kinnick Leadership Scholarship  
Mary Lee Hawkeye Spirit Scholarships  
Gus and Theo Mastrogany End Scholarship  
Robert W. and Jean C. Ottilie Athletic Scholarships  
Ned and Reba Postels Family Men's Basketball Scholarship  
Keith and Justine Schulte "6th-Man" Men's Basketball Scholarship  
John and Peg Slusher Softball Catcher Scholarship  
Arthur E. Stanley Football Scholarships  
Chris Street Memorial Men's Basketball Scholarship  
Dale L. Tieden Football Scholarships  
Henry B. and Patricia B. Tippie Athletic Scholarships  
Jim and Susan Woods Offensive Lineman Scholarship

Jack and Ailene Liechty Women's Basketball Scholarship  
Linn County I-Club Football Scholarship  
Brad and Anne Lohaus Men's Basketball Scholarship  
Paul Mason Memorial Scholarship  
Kirk and Diane Mellecker Family Men's Tennis Scholarship  
Bob and Jo Lynne Meskimen Family Football Scholarship  
Monday Morning Quarterback Club Football Scholarship  
Terry and Susan Mulligan Football Scholarship  
Terry and Susan Mulligan Men's Swimming Scholarship  
Bucky O'Connor Men's Basketball Scholarship  
Bucky O'Connor Men's Golf Scholarship  
Dennis and Donna Oldorf Athletic Scholarship  
Robert and Ruth Olson Football Scholarship  
Bob and Dorothy Otto Football Scholarship  
Dave Paulson Baseball Scholarship  
Whitey and Grace Piro Football Scholarship  
William and Kay Pitlik Wrestling Scholarship  
William and Kay Pitlik Football Scholarships  
William and Kay Pitlik Softball Scholarship  
William and Kay Pitlik Women's Basketball Scholarship  
William and Kay Pitlik Field Hockey Scholarship  
Polk County I-Club Football Scholarship  
Polk County I-Club Softball Scholarship  
Rigler Family Football Scholarship  
Bob Root Memorial Football Scholarship  
Stella Wolff Sanford Women's Scholarship  
Douglas D. Schnoebelen Women's Basketball Scholarship  
John and Dorothy Sill Wrestling Scholarship  
Val, Marilyn and Gary Skarda Family Baseball Scholarship  
Roland and Esther Smith Men's Athletic Scholarships  
Roland and Esther Smith Women's Athletic Scholarships  
Professor Ralph I. and Barbara G. Stephens Women's Basketball Scholarship  
Marshall Stewart Athletic Scholarship  
Dennis and Janice Oliver Strang Football Scholarship  
John Streif Men's Basketball Scholarship  
Ben Trickey Memorial Scholarship  
Raymond K. and Susan K. Vawter Football Scholarship  
W. David Ward Football Scholarship  
Earl and Edna Yoder Football Scholarship

### The Hawkeye Visions Endowment Program: Investing in a Winning Future!

To make a gift or for more information about the Hawkeye Visions Endowment Program, please contact Sloane R. Tyler, Director of Development, (319) 467-3410 or (800) 648-6973. Gifts made now may provide DOUBLE the impact via a matching program. To read more about the GOLD-EN PLEDGE (matching gift) PROGRAM, visit [www.jointheclub.com](http://www.jointheclub.com). The UI Foundation is the preferred channel of support for private contributions to all areas of The University of Iowa.

#### Athletic Endowed Scholarship Gift Levels

##### Visionary Scholarship

\$400,000 example: The Jane Doe Women's Basketball Point Guard Scholarship

##### Leadership Scholarship

\$200,000 example: The Doe Family Women's Basketball Scholarship

##### Sustaining Scholarship

\$50,000 example: The John and Jane Doe Athletic Scholarship

\*For a complete list of ALL named, endowed scholarships currently awarded, please visit [www.jointheclub.com](http://www.jointheclub.com).

The Athletic Communications Office is located in Suite S300 in Carver-Hawkeye Arena. The office phone number is 319/335-9411 and the FAX number is 319/335-9417.

Your hosts in the Paul J. Brechler Press Box include UI Athletic Communications staff members Steve Roe, James Allan, Chris Brewer, Brandee Britt, Jil Price, Traci Wagner and Matthew Weitzel, along with Darren Miller, Director of New Media, and Brian Ray, UI athletics photographer. The Athletic Communications staff also includes interns Jack Rossi and Sam Stych, and student staff members Breanna Kellogg, Sydney Ocker, Madison Petersen, Alex Snyder, and Kevin Quinn.

**Roe** was named Director of Athletic Communications in July, 2011, after serving as interim director for one year. He joined the Hawkeye staff in 1990 and was named associate director in 1997. The Iowa City native earned his bachelor's degree from Buena Vista University and his master's degree from Northeast Louisiana University. He is the author of "HAWKEYES FOR LIFE", published in 2007. Steve and his wife, Janet, have a daughter, Nike, and a son, James, two granddaughters, Teagan (11) and Lydia (3), and a grandson, Jack (6). Both Nike (law degree) and James (bachelor's degree) earned degrees from the University of Iowa.

**Wagner** is in her 18th year as an assistant after previously serving as a student assistant for four years and as an intern for two years. A native of Iowa Falls, Wagner earned her bachelor's degree in 1997 with a double major in journalism and communication studies. Traci and her husband, Jason, have a son, Nicholas, and a daughter, Sydney.

**Weitzel** was named associate director in July, 2012, after serving as assistant director since 1998. Weitzel graduated from the University of Iowa in 1997 with a bachelor's degree in journalism and mass communication, with an emphasis in business. The native of Mundelein, Illinois, was a student in the sports information office for three years.

**Brewer** is in his eighth year as assistant director. He was named Division I Wrestling Sports Information Director of the Year by the National Wrestling Media Association (NWMA) in 2016. In 2004, the Iowa City native earned his English degree from the University of Iowa and served as a graduate assistant with the Detroit Lions media relations department. He and his wife, Brooke, have a daughter, Elyse, and a son, Del.

**Miller** is in his 10th year as director of new media in the UI athletics department after spending nearly 20 years working in the newspaper and sports information professions. He is a 1984 graduate of Tipton (Iowa) High School and a 1988 graduate of Wartburg College, majoring in communication arts (journalism/public relations). Miller and his wife Ann have four children: Ashley, Melissa, Brittney and Kyle, and one grandson, Ryker.



**Steve  
Roe**



**James  
Allan**



**Chris  
Brewer**



**Brandee  
Britt**



**Darren  
Miller**



**Jil  
Price**



**Brian  
Ray**



**Traci  
Wagner**



**Matthew  
Weitzel**

**Allan** is in his seventh year as a full-time assistant, joining the staff in November, 2010. It is Allan's second stint in the office, as he served as a student assistant from 2000-04. Allan returned to Iowa City after serving as the sports information director at the University of Missouri-Kansas City from 2005-10, and as the athletics media relations intern at Texas Christian University in 2004-05. The Hampton, Iowa, native earned his bachelor's degree in journalism from the University of Iowa in May, 2004. He and his wife, Mary Ann, have three children, Jonathan, Will, and Eleanor.

**Price** is in her fourth year as assistant director, joining the Iowa program after serving as a graduate assistant in the athletics media services office at Western Illinois University for two years. She is a native of Hometown, Indiana. Price earned a bachelor's degree in communication, with minors in journalism and public relations, from Indiana University-Purdue University, Fort Wayne (IPFW) in 2011. She earned her master's degree (science in sport management) from Western Illinois in 2013.

**Britt** became a fulltime member of the Iowa staff in July, 2015. She served as a student assistant in the Athletic Communications office during her four years as an undergraduate. Britt, a native of Plano, Illinois, earned her bachelor's degree from Iowa in journalism and sports studies in 2015.

**Ray** joined the UI athletics department in December, 2013, as the athletics department photographer. Ray previously was the Iowa City chief photographer and senior visual journalist for the Cedar Rapids Gazette and is a Davenport, Iowa native. Ray earned a bachelor's degree from Iowa in journalism and psychology in 2002. Brian and his wife, Joanna, have a son, Boston, and a daughter, Joslynn.





**64** COLE CROSTON



**13** GREG MABIN



**75** IKE BOETTGER

IOWA HAWKEYE FOOTBALL | IOWA HAWKEYE FOOTBALL | IOWA HAWKEYE FOOTBALL



**46** GEORGE KITTLE

IOWA HAWKEYE FOOTBALL | IOWA HAWKEYE FOOTBALL | IOWA HAWKEYE FOOTBALL



**99** NATHAN BAZATA



**19** MILES TAYLOR



**44** BEN NIEMANN





DESMOND KING

2015 JIM THORPE AWARD WINNER

IOWA HAWKEYE FOOTBALL



IOWA HAWKEYE FOOTBALL

