

# 2012-13 IOWA HAWKEYE BASKETBALL GAME NOTES



**3 Final Fours**  
**8 Big Ten Championships**  
**2 Big Ten Tournament Titles**

**GAME 36 // IOWA (23-12) vs. VIRGINIA (23-11)**  
**Wednesday, March 27, 2013 • 6:03 p.m. (CT)**  
**2013 National Invitation Tournament Quarterfinals**  
**Charlottesville, Virginia • John Paul Jones Arena**  
**Radio:** Hawkeye Radio Network; Sirius TBA and XM TBA  
**Radio Talent:** Gary Dolphin (pxp), Bob Hansen (analyst)  
**TV:** ESPN2 (WatchESPN)  
**TV Talent:** Carter Blackburn and Dan Dakich  
**Live Stats / Audio:** [hawkeyesports.com](http://hawkeyesports.com)

### Iowa Athletic Communications

5300 Carver-Hawkeye Arena, Iowa City, IA 52242  
 Phone: 319-335-9411 • Fax: 319-335-9417  
[hawkeyesports.com](http://hawkeyesports.com) • [hawkeyebasketball.com](http://hawkeyebasketball.com)

**MBB CONTACT: MATTHEW WEITZEL**  
**office:** 319-335-6590 • **cell:** 319-430-8176  
**email:** [matthew-weitzel@hawkeyesports.com](mailto:matthew-weitzel@hawkeyesports.com)  
**Twitter:** @BigWeitz

### 2012-13 Schedule / Results

#### 23-12 Overall, 9-9 Big Ten

Nov. 9	UT-Pan American	W, 86-55
Nov. 12	Central Michigan	W, 73-61
Nov. 15	Howard	W, 66-36
Nov. 17	Gardner-Webb	W, 65-56
Nov. 20	vs. Western Kentucky ^	W, 63-55
Nov. 21	vs. Wichita State ^	L, 63-75
Nov. 27	at Virginia Tech %	L, 79-95
Dec. 1	Texas A&M-Corpus Christi	W, 88-59
Dec. 4	South Dakota	W, 87-63
Dec. 7	Iowa State +	W, 80-71
Dec. 15	vs. Northern Iowa *	W, 80-73
Dec. 19	South Carolina State	W, 90-46
Dec. 22	Coppin State	W, 80-50
Dec. 31	#5 Indiana	L, 65-69
Jan. 6	at #2 Michigan	L, 67-95
Jan. 10	#18 Michigan State	L, 59-62
Jan. 13	at Northwestern	W, 70-50
Jan. 19	Wisconsin	W, 70-66
Jan. 22	at #14 Ohio State	L, 63-72
Jan. 27	at Purdue	L, 62-65 (OT)
Jan. 31	Penn State	W, 76-67
Feb. 3	at #23 Minnesota	L, 59-62
Feb. 6	at Wisconsin	L, 70-74 (2OT)
Feb. 9	Northwestern	W, 71-57
Feb. 14	at Penn State	W, 74-72
Feb. 17	Minnesota	W, 72-51
Feb. 21	at Nebraska	L, 60-64
Feb. 27	Purdue	W, 58-48
March 2	at #1 Indiana	L, 60-73
March 5	Illinois	W, 63-55
March 9	Nebraska	W, 74-60
March 14	vs. Northwestern ~	W, 73-59
March 15	vs. #7 Michigan State ~	L, 56-59
March 20	Indiana State #	W, 68-52
March 22	Stony Brook #	W, 75-63
March 27	at Virginia #	6:03 p.m.

*all times listed are Central*

% -- ACC / Big Ten Challenge  
 + -- Iowa Corn Cy-Hawk Series  
 ^ -- Cancun Challenge - Cancun, Mexico  
 \* -- Hy-Vee Big Four Classic - Des Moines, Iowa  
 ~ -- Big Ten Tournament - Chicago  
 # -- NIT

### Pronunciation Guide

Kirk Speraw..... SPEAR-awe  
 Melsahn Basabe..... Bah-SAAB-ee  
 Mike Gesell..... GAH-zelle  
 Josh Oglesby..... Oh-gulls-BEE  
 Gabriel Olaseni..... Oh-lah-SHANE-ee

AP NR  
 USA NR  
 RPI 63

## IOWA HAWKEYES

**2012-13 Record:** 23-12  
**Big Ten Record:** 9-9  
**Head Coach:** Fran McCaffery  
**Career Record:** 303-226 (17th year)  
**Iowa Record:** 52-49 (3rd year)

**STATISTICAL LEADERS**  
**Points:** Roy Devyn Marble (14.8)  
**Rebounds:** Aaron White (6.1)  
**Assists:** Anthony Clemmons (2.9)  
**Steals:** Mike Gesell (1.2)  
**Blocks:** Melsahn Basabe (1.3)

### GAME INFORMATION

**Date:** Wednesday, March 27, 2013  
**Tip-off:** 6:03 p.m. (CT)  
**Location:** Charlottesville, Va.  
**Arena:** John Paul Jones Arena  
**TV:** ESPN2 (WatchESPN)  
**Radio:** Sirius TBA & XM TBA  
 WMT-AM 600 (Cedar Rapids)  
 WHO-AM 1040 (Des Moines)  
 KXIC-AM 800 (Iowa City)

**SERIES**  
**Series:** Iowa leads, 1-0  
**at Neutral Iowa leads,** 1-0  
**Last Meeting:** March 13, 1997 (UI, 73-60)  
**McCaffery vs. Virginia:** 0-0  
**Bennett vs. Iowa:** 0-0

**MULTIMEDIA**  
**Audio / Live Stats:** [hawkeyesports.com](http://hawkeyesports.com)  
**Twitter Updates:** @IowaHoops

AP NR  
 USA NR  
 RPI 62

## VIRGINIA CAVALIERS

**2012-13 Record:** 23-11  
**ACC Record:** 11-7  
**Head Coach:** Tony Bennett  
**Career Record:** 144-85 (7th year)  
**Virginia Record:** 76-52 (4th year)

**STATISTICAL LEADERS**  
**Points:** Joe Harris (16.4)  
**Rebounds:** Akil Mitchell (9.0)  
**Assists:** Jontel Evans (4.9)  
**Steals:** Akil Mitchell (1.3)  
**Blocks:** Justin Anderson (1.1)

### NIT Quarterfinal Storylines

- Iowa will face Virginia in the NIT quarterfinals on Wednesday for the right to advance to New York City and play the winner of Alabama/Maryland in the semifinals on Tuesday, April 2.
- Iowa has only advanced to the NIT quarterfinals once before; the Hawkeyes fell to Penn State (67-64) in Iowa City in 1995.
- Iowa is finishing the 2012-13 campaign strong, having won nine of its last 12 games.
- Both Iowa (18) and Virginia (20) have posted school records for home wins in a season. Virginia is 20-1 at John Paul Jones Arena, winning 19 straight since a loss to Delaware on Nov. 13.
- Roy Devyn Marble has led Iowa in scoring, averaging 26 points and 5.5 assists in two NIT games.
- Seven of Iowa's eight losses to Big Ten competition came by margins of four points or less, including four by three points or less. Two of those four came in overtime (one in double overtime).
- Roy Devyn Marble (coaches) and Aaron White (media) are third team All-Big Ten honorees.
- Aaron White is one of four Big Ten players to average 13.1 points and six or more rebounds. The other three are Cody Zeller and Victor Oladipo of Indiana and Deshaun Thomas of Ohio State.
- Aaron White is the first Hawkeye to ever post two double-doubles, in NIT games, in his career.
- Wednesday is Iowa's second trip to the state of Virginia this season. Iowa played at Virginia Tech in the ACC/Big Ten Challenge on Nov. 27, 2012.

### Iowa Projected Starting Lineup

 <b>G • 4 • Roy Devyn Marble</b> 6-6 • 194 • Jr. • Southfield, MI <table border="1"> <tr><th>PTS</th><th>REB</th><th>FG%</th><th>FT%</th></tr> <tr><td>14.8</td><td>3.9</td><td>.407</td><td>.803</td></tr> </table>	PTS	REB	FG%	FT%	14.8	3.9	.407	.803	 <b>F • 30 • Aaron White</b> 6-8 • 219 • So. • Strongsville, OH <table border="1"> <tr><th>PTS</th><th>REB</th><th>FG%</th><th>FT%</th></tr> <tr><td>13.1</td><td>6.1</td><td>.484</td><td>.738</td></tr> </table>	PTS	REB	FG%	FT%	13.1	6.1	.484	.738
PTS	REB	FG%	FT%														
14.8	3.9	.407	.803														
PTS	REB	FG%	FT%														
13.1	6.1	.484	.738														
 <b>G • 10 • Eric May</b> 6-5 • 219 • Sr. • Dubuque, IA <table border="1"> <tr><th>PTS</th><th>REB</th><th>FG%</th><th>FT%</th></tr> <tr><td>4.8</td><td>3.8</td><td>.459</td><td>.735</td></tr> </table>	PTS	REB	FG%	FT%	4.8	3.8	.459	.735	 <b>F • 1 • Melsahn Basabe</b> 6-7 • 221 • Jr. • Glen Cove, NY <table border="1"> <tr><th>PTS</th><th>REB</th><th>FG%</th><th>FT%</th></tr> <tr><td>7.3</td><td>5.2</td><td>.508</td><td>.659</td></tr> </table>	PTS	REB	FG%	FT%	7.3	5.2	.508	.659
PTS	REB	FG%	FT%														
4.8	3.8	.459	.735														
PTS	REB	FG%	FT%														
7.3	5.2	.508	.659														
		 <b>C • 34 • Adam Woodbury</b> 7-1 • 235 • Fr. • Sioux City, IA <table border="1"> <tr><th>PTS</th><th>REB</th><th>FG%</th><th>FT%</th></tr> <tr><td>4.8</td><td>4.7</td><td>.497</td><td>.488</td></tr> </table>	PTS	REB	FG%	FT%	4.8	4.7	.497	.488							
PTS	REB	FG%	FT%														
4.8	4.7	.497	.488														

## Inside the Numbers

	IOWA	UVA
Scoring Average	70.4	64.2
Scoring Defense	62.6	55.0
Scoring Margin	+7.9	+9.2
FG%	.422	.459
FG% Defense	.388	.385
FT%	.725	.702
3-PT FG%	.304	.383
3-PT FG% Defense	.291	.307
Rebound Margin	+4.9	+1.8
Assists Per Game	15.2	14.1
Turnovers Per Game	12.6	11.0
Steals Per Game	6.9	5.8
Blocks Per Game	5.0	4.3

## Miscellaneous Statistics

Double-Figure Scoring Games...					
Player	09-10	10-11	11-12	12-13	Career
Roy Devyn Marble	---	5	23	26	54
Aaron White	---	---	18	25	43
Melsahn Basabe	---	17	14	9	40
Eric May	10	13	5	4	32
Zach McCabe	---	4	10	5	19
Mike Gesell	---	---	---	13	13
Josh Oglesby	---	---	6	6	12
Adam Woodbury	---	---	---	5	5
Anthony Clemmons	---	---	---	4	4
Gabriel Olaseni	---	---	---	1	1

20-Point Scoring Games...					
Player	09-10	10-11	11-12	12-13	Career
Roy Devyn Marble	---	---	2	9	11
Aaron White	---	---	2	4	6
Melsahn Basabe	---	5	---	---	5
Zach McCabe	---	---	3	---	3
Eric May	---	1	1	---	2
Josh Oglesby	---	---	2	---	2
Mike Gesell	---	---	---	1	1

Double-Figure Rebounding Games...					
Player	09-10	10-11	11-12	12-13	Career
Melsahn Basabe	---	8	3	5	16
Aaron White	---	---	4	4	8
Zach McCabe	---	---	1	---	1
Eric May	1	---	---	---	1
Gabriel Olaseni	---	---	---	1	1

Double-Doubles...					
Player	09-10	10-11	11-12	12-13	Career
Melsahn Basabe	---	6	3	3	12
Aaron White	---	---	4	4	8
Eric May	1	---	---	---	1

4+ Three-Pointer Games...					
Player	09-10	10-11	11-12	12-13	Career
Josh Oglesby	---	---	3	2	5
Eric May	3	---	---	---	3
Roy Devyn Marble	---	---	1	2	3
Zach McCabe	---	1	---	1	2
Mike Gesell	---	---	---	1	1

5+ Assists Games...					
Player	09-10	10-11	11-12	12-13	Career
Roy Devyn Marble	---	---	11	6	17
Anthony Clemmons	---	---	---	9	9
Mike Gesell	---	---	---	5	5
Eric May	---	---	1	3	4

3+ Steals Games...					
Player	09-10	10-11	11-12	12-13	Career
Roy Devyn Marble	---	---	7	4	11
Eric May	3	5	1	1	10
Aaron White	---	---	2	4	6
Mike Gesell	---	---	---	4	4
Anthony Clemmons	---	---	---	4	4
Zach McCabe	---	1	2	---	3

3+ Blocks Games...					
Player	09-10	10-11	11-12	12-13	Career
Melsahn Basabe	---	4	3	6	13
Gabriel Olaseni	---	---	1	4	5
Eric May	3	---	---	---	3
Adam Woodbury	---	---	---	3	3
Aaron White	---	---	2	1	3
Roy Devyn Marble	---	---	1	---	1

## 2012-13 Margin of Victory/Defeat

Points	1	2	3	4	5	6	7	8	9	10+	15+	20+
Wins	0	1	0	1	0	0	1	2	2	6	1	8
Losses	0	0	4	3	0	0	0	0	1	2	1	1

## THE SETTING

Iowa (23-12), a No. 3 seed in the 2013 National Invitation Tournament, will travel to No. 1 seed Virginia (23-11) on Wednesday. Tipoff is scheduled for 6:03 p.m. (CT) at John Paul Jones Arena in Charlottesville, Va. Hawkeyes fans on the east coast looking for \$10 tickets can call the UVA Ticket Office at 1-800-542-8821 or visit [virginiasports.com](http://virginiasports.com).

## ON THE AIR

**Radio:** All Iowa games in the NIT will be broadcast on the Hawkeye Radio Network. Gary Dolphin handles the play-by-play, along with color commentator Bob Hansen. The network includes more than 40 stations that blanket the state of Iowa and include portions of Illinois, Nebraska, Minnesota, Missouri and Wisconsin. The Hawkeye Radio Network coverage includes a 60-minute pregame show.

**Television:** Wednesday night's NIT quarterfinal game will be televised on ESPN2 (WatchESPN). Carter Blackburn and Dan Dakich will call the action.

## HAWKEYES ADVANCE TO NIT QUARTERFINALS. UPEND STONY BROOK

- Iowa beat Stony Brook, 75-63, last Friday night in Iowa City advancing to the NIT quarterfinals for the first time since 1995. The Hawkeyes have never advanced to the NIT semifinals.
- Iowa set the school single-season record for home victories in a season (18) with the victory. Also, the win was Iowa's 19th straight at home, dating back to last season, against an unranked opponent. That streak ranks third best in the Big Ten.
- The Hawkeyes had five blocks, giving them a single-season school record total of 175.
- Roy Devyn Marble scored a game-high 28 points, the third-highest point output in his career. Marble has 11 career 20+ scoring games, and has led Iowa in scoring 15 times this year.
- Aaron White netted 13 points and grabbed a game-high seven boards to go along with two blocks and two helpers.
- Iowa held the America East Player of the Year, Tommy Brenton, to five points, five rebounds and four assists.
- The Hawkeyes assisted on 20-of-26 field goals.

## ALL-TIME SERIES

Wednesday will be only the second ever meeting between Iowa and Virginia. The Hawkeyes previously beat the Cavaliers in the 1997 NCAA Tournament first round, 73-60, in Salt Lake City, Utah.

Iowa is 11-25 against current members of the Atlantic Coast Conference. The Hawkeyes dropped a 95-79 decision at Virginia Tech earlier this season on Nov. 27.

## 2012-13 Iowa Hawkeye Roster

No.	Name	Pos.	Ht.	Wt.	Yr.	Hometown (High School/College)
0	Gabriel Olaseni	C	6-10	229	So.	London, England (Sunrise Christian Academy - Kan.)
1	Melsahn Basabe	F	6-7	221	Jr.	Glen Cove, N.Y. (St. Mark's)
2	Josh Oglesby	G	6-5	202	So.	Cedar Rapids, Iowa (Washington)
4	Roy Devyn Marble	G/F	6-6	194	Jr.	Southfield, Mich. (Lathrup)
5	Anthony Clemmons	G	6-1	192	Fr.	Lansing, Mich. (Sexton)
10	Mike Gesell	G	6-1	185	Fr.	South Sioux City, Neb. (South Sioux City)
11	Christopher Rickert	F	6-3	180	Sr.	Sioux City, Iowa (Bishop Heelan)
13	Kyle Denning	G	6-2	165	So.	Cedar Falls, Iowa (Northern University HS)
15	Zach McCabe	F	6-7	235	Jr.	Sioux City, Iowa (Bishop Heelan)
20	Jarrod Uthoff	F	6-8	200	Fr.-RS	Cedar Rapids, Iowa (Jefferson)
24	Patrick Ingram	G	6-2	211	Fr.	Indianapolis, Ind. (North Central)
25	Eric May	F	6-5	219	Sr.	Dubuque, Iowa (Wahlert)
30	Aaron White	F	6-8	218	So.	Strongsville, Ohio (Strongsville)
34	Adam Woodbury	C	7-1	235	Fr.	Sioux City, Iowa (East)
35	Darius Stokes	F	6-7	203	So.	Cedar Rapids, Iowa (Linn-Mar)
42	Kyle Meyer	F	6-10	222	Fr.	Alpharetta, Ga. (Northview)

Head Coach: Fran McCaffery

Assistant Coaches: Kirk Speraw, Sherman Dillard, Andrew Francis

## Head Coach Fran McCaffery

Fran McCaffery is in his third season as the head basketball coach at the University of Iowa and his 17th year overall as a college head coach. McCaffery spent five seasons (2005-10) as the head coach at Siena, six years at UNC-Greensboro (1999-2005) and three seasons at Lehigh (1985-88) before joining the Hawkeyes.



McCaffery has three decades of Division I coaching experience. He completed his 30th season as a collegiate coach in 2012, which includes 16 years as a head coach and 14 as an assistant.

McCaffery, 53, holds a career mark of 303-226 (.573) and guided his teams to seven postseason appearances (five NCAA, two NIT). He is 52-49 (.515) at Iowa.

McCaffery's five years at Siena were the best in its 70-year history. He led the Saints on an incredible run that ended with three straight Metro Atlantic Athletic Conference championships and NCAA Tournament appearances. In so doing, Siena became the only program in the country to win its regular season and postseason title the last three years.

McCaffery's Saints owned a 112-51 (.687) record in his five years with the program. He guided the Saints to four consecutive 20-win seasons, something that has never been accomplished before at the Siena.

The 2009 MAAC Coach of the Year and 2010 District I Coach of the Year is the third winningest coach, by percentage, in league history (68-22, .756). He is the only coach to guide a MAAC program to two NCAA Tournament wins. McCaffery led his 2008 and 2009 teams to first round NCAA Tournament victories over Vanderbilt and Ohio State, respectively.

In his final two seasons at Siena, he coached the Saints to back-to-back 27-win campaigns and boasted a combined 39-3 (.929) record against MAAC opponents, which included MAAC Tournament contests.

McCaffery began his coaching career as an assistant at Penn (1982-83) and Lehigh (1983-85). Then at age 26, he became the nation's youngest Division I head coach when hired by Lehigh in 1985. After three seasons as head coach at Lehigh, he spent 11 seasons as an assistant at Notre Dame (1988-99).

McCaffery played basketball at Wake Forest his freshman year (1977-78) and then concluded his collegiate playing career at Penn his final three seasons (1979-82).

He earned his B.S. degree in Economics from The Wharton School (Penn) in 1982. McCaffery also earned a Master of Education from Lehigh in 1985.

### COACHING HONORS

NABC District I Coach of the Year, 2009-10  
MAAC Coach of the Year, 2008-09

### HEAD COACHING EXPERIENCE

Lehigh (1985-88): .....49-39 (.557); 8-6 (.571) League  
UNC-Greensboro (1999-05).....90-87 (.508); 49-47 (.510) League  
Siena (2005-10) .....112-51 (.687); 68-22 (.756) League  
Iowa (2010-present): .....52-49 (.515); 21-33 (.389) League

## McCaffery File

**Born:** May 23, 1959  
**Hometown:** Philadelphia, Pa.  
**High School:** LaSalle, 1977  
**College:** B.S. in Economics, The Wharton School (Penn), 1982  
Master of Education, Lehigh, 1985  
**Family:** Wife, Margaret  
Sons, Connor, Patrick and Jonathan Francis  
Daughter, Marit Katherine  
Brother, Jack (sportswriter in Philadelphia area)

### Coaching Honors

MAAC Coach of the Year, 2009  
NABC District I Coach of the Year, 2009-10

### Coaching History (30 years)

1982-83	Assistant Coach, Penn
1983-85	Assistant Coach, Lehigh
1985-88	Head Coach, Lehigh
1988-99	Assistant Coach, Notre Dame
1999-05	Head Coach, UNC-Greensboro
2005-10	Head Coach, Siena
2010-present	Head Coach, University of Iowa

### Coaching Chart

Overall (17 seasons): 303-226 (.573)  
At Iowa (three seasons): 52-49 (.515)  
At Siena (five seasons): 112-51 (.688)  
At UNCG (six seasons): 90-87 (.508)  
At Lehigh (three seasons): 49-40 (.551)  
NCAA Tournament (five appearances\*): 2-5  
NIT (three appearances): 2-2

*\*McCaffery is the first coach to bring three different programs from one-bid leagues to the NCAA Tournament (conferences that sent just one team the year his program advanced).*

### McCaffery in Postseason Play

1988	NCAA Tournament - - Lehigh
1989	NCAA Tournament - - Notre Dame
1990	NCAA Tournament - - Notre Dame
1992	NIT - - Notre Dame
1997	NIT - - Notre Dame
2001	NCAA Tournament - - UNC-Greensboro
2002	NIT - - UNC-Greensboro
2008	NCAA Tournament - - Siena
2009	NCAA Tournament - - Siena
2010	NCAA Tournament - - Siena
2012	NIT - - Iowa

### Playing Experience

Wake Forest, 1977-78  
Penn, 1979-82

## 2012-13 Big Ten Standings/Schedule

Team	Big Ten	Pct.	Overall	Pct.
Indiana	14-4	.778	29-6	.829
Ohio State	13-5	.722	28-7	.800
Michigan State	13-5	.722	27-8	.771
Wisconsin	12-6	.667	23-12	.657
Michigan	12-6	.667	28-7	.800
<b>IOWA</b>	<b>9-9</b>	<b>.500</b>	<b>23-12</b>	<b>.657</b>
Illinois	8-10	.444	23-13	.639
Minnesota	8-10	.444	21-13	.618
Purdue	8-10	.444	16-17	.636
Nebraska	5-13	.278	15-18	.455
Northwestern	4-14	.222	13-19	.406
Penn State	2-16	.111	10-21	.323

### Monday, March 25

Santa Clara at Purdue, 6 p.m. (CBI)

### Wednesday, March 27

Iowa at Virginia, 6 p.m. (NIT)

### Thursday, March 28

Arizona vs. Ohio State, 6:47 p.m. (NCAA)

Syracuse vs. Indiana, 8:45 p.m. (NCAA)

### Friday, March 29

Kansas vs. Michigan, 6:37 p.m. (NCAA)

Duke vs. Michigan State, 8:45 p.m. (NCAA)

All times are Central

### IOWA STATISTICAL CATEGORY LEADERS

LED IN SCORING:	White, Marble (15)
REACHED DOUBLE FIGURES:	Marble (25)
30+ POINT GAMES:	Marble (1)
20+ POINT GAMES:	Marble (9)
LED IN REBOUNDING:	White (13)
DOUBLE-FIGURE REBOUNDS:	Basabe (5)
DOUBLE-DOUBLES:	Basabe (3)
LED IN ASSISTS:	Marble (15)
LED IN STEALS:	White, Marble (9)
LED IN BLOCKS:	Olaseni (14)
5+ FTA GAMES:	White (25)

\*includes ties for team lead

### LATE GAME CLUTCH FREE THROW SHOOTING

#### IN FINAL FIVE MINUTES OF GAME

Player	FTM	FTA	Pct.
Roy Devyn Marble	56	71	.789
Mike Gesell	15	19	.790
Eric May	9	12	.750
Gabriel Olaseni	3	4	.750
Zach McCabe	10	14	.714
Anthony Clemmons	9	13	.692
Melsahn Basabe	10	15	.667
Josh Oglesby	4	6	.667
Aaron White	29	51	.569
Darius Stokes	2	4	.500
Pat Ingram	3	8	.375
Christopher Rickert	0	2	.000
Adam Woodbury	0	1	.000
<b>TOTALS</b>	<b>155</b>	<b>220</b>	<b>.705</b>

#### IN FINAL TWO MINUTES OF GAME

Player	FTM	FTA	Pct.
Gabriel Olaseni	3	3	1.000
Mike Gesell	14	16	.875
Eric May	3	5	.750
Zach McCabe	9	12	.750
Roy Devyn Marble	33	46	.717
Aaron White	27	42	.625
Anthony Clemmons	5	8	.625
Pat Ingram	3	6	.500
Darius Stokes	1	2	.500
Melsahn Basabe	5	10	.500
Josh Oglesby	2	4	.500
Christopher Rickert	0	2	.000
<b>TOTALS</b>	<b>105</b>	<b>156</b>	<b>.673</b>

#### IN FINAL ONE MINUTE OF GAME

Player	FTM	FTA	Pct.
Mike Gesell	10	12	.833
Roy Devyn Marble	25	31	.806
Eric May	3	4	.750
Pat Ingram	3	4	.750
Aaron White	17	25	.680
Anthony Clemmons	5	8	.625
Melsahn Basabe	1	2	.500
Zach McCabe	1	2	.500
Josh Oglesby	2	3	.667
Christopher Rickert	0	2	.000
<b>TOTALS</b>	<b>67</b>	<b>93</b>	<b>.720</b>

## 2012-13 Captains

Iowa captains are senior Eric May and junior Roy Devyn Marble

### SCOUTING VIRGINIA

Virginia, who claimed NIT titles in 1980 and 1992, is playing in its 13th NIT and first under head coach Tony Bennett. The Cavaliers beat Norfolk State (67-56) in the first round and St. John's (68-50) in the second round. Virginia averaged 6,623 fans its first two NIT home games, including 8,457 in Sunday's second round contest against St. John's.

In their victory over St. John's on Sunday, the Cavaliers attempted 14 more free throws and made nine more than St. John's. Virginia assisted on 19 of its 24 field goals.

Virginia tied NC State for fourth in the ACC standings with an 11-7 mark. The Cavaliers posted eight RPI top-100 regular season victories, including four in the top-50. Virginia won at Wisconsin (60-54) on Nov. 28 in the ACC/Big Ten Challenge.

Eight of Virginia's 11 losses have been decided by an average of 3.3 points.

Virginia, who has won three of its last four games dating back to a regular season final overtime win against Maryland, ranks fourth in the country in scoring defense (55.0); 15th in field goal percentage defense (.385); 17th in 3-point accuracy (.383); and 20th in fewest turnovers per contest (11.0). Akil Mitchell ranks 31st in the nation with 12 double-doubles. The junior was one rebound from notching his 13th double-double in Sunday's 68-50 win over St. John's (11 points and nine rebounds).

Joe Harris, a first team all-ACC honoree, averages a team-best 16.4 points per game, which includes an 18.4 scoring average during conference play. Mitchell, a third team all-conference selection, leads all rebounders, averaging nine per outing, and ranking second in scoring (13.3).



### HAWKEYES BOUNCED INDIANA STATE IN NIT FIRST ROUND

- Iowa advanced to the second round of the NIT for the second consecutive year with a 68-52 win over Indiana State in front of a sellout Carver-Hawkeye Arena crowd. Iowa trailed by as many as eight in the first half, but rallied and dominated the second half.
- Roy Devyn Marble led Iowa in scoring with a game-high 24 points. Marble also added six assists, five rebounds and tied his career high with four steals.
- Aaron White posted his fourth double-double of the season and eighth of his career. He had a career-high 13 rebounds to go along with 11 points. The 13 boards are the most by an Iowa player in its 12 NIT games. It marked White's second double-double in an NIT game; White registered 25 points and 11 boards vs. Dayton a year ago in the first round.
- Iowa grabbed 42 rebounds, which are the most by any Hawkeye team in an NIT game.

### HAWKEYE FANS DOMINATE NIT ATTENDANCE

Iowa fans have turned out in mass numbers this postseason, selling out Carver-Hawkeye Arena (15,400) in its games vs. Indiana State and Stony Brook. Both are the largest attended NIT games since Creighton hosted Kentucky in the second round in 2009 (16,984).

Below are first-round attendance figures from across the country earlier this week.

15,400 -- Indiana State at Iowa

15,400 -- Stony Brook at Iowa

8,457 -- St. John's at Virginia

7,511 -- Washington at Brigham Young

6,148 -- Stanford at Alabama

5,018 -- Charleston Southern at Southern Mississippi

4,953 -- Charlotte at Providence

4,790 -- Norfolk State at Virginia

4,562 -- Arizona State at Baylor

4,468 -- Mercer at Tennessee

4,053 -- Niagara at Maryland

4,034 -- Long Beach State at Baylor

3,982 -- Denver at Maryland

3,519 -- Detroit at Arizona State

3,444 -- Kentucky at Robert Morris

3,148 -- St. John's at Saint Joseph's

2,989 -- Louisiana Tech at Florida State

2,889 -- Northeastern at Alabama

2,173 -- Stony Brook at UMass

2,094 -- Ohio at Denver

1,050 -- Stephen F. Austin at Stanford



## Iowa Athletic Communications

5300 Carver-Hawkeye Arena, Iowa City, IA 52242  
Phone: 319-335-9411 • Fax: 319-335-9417  
[hawkeyesports.com](http://hawkeyesports.com) • [hawkeyebasketball.com](http://hawkeyebasketball.com)

### MBB CONTACT: MATTHEW WEITZEL

office: 319-335-6590 • cell: 319-430-8176  
email: [matthew-weitzel@hawkeyesports.com](mailto:matthew-weitzel@hawkeyesports.com)  
Twitter: @BigWeitz

## Practice Coverage

All Iowa men's basketball practices are closed to the media and public.

## Coach and Player Interviews

Media interested in setting up interviews with players and/or coaches need to coordinate their requests through Matthew Weitzel in the Iowa Athletic Communications Office.

## Social Media

In addition to obtaining the most up-to-date information on Iowa's official website:

[hawkeyesports.com](http://hawkeyesports.com), fans and media can also get additional information, notes, photos, promotions, videos and more via Iowa basketball's social media sites. Follow Hawkeye hoops on Twitter (@IowaHoops) and on Facebook ([facebook.com/hawkeyebasketball](https://www.facebook.com/hawkeyebasketball)).

## Press Conferences

Following is a list of dates for basketball news conferences with Fran McCaffery. The news conferences take place in the Media Room on the ground floor of Carver-Hawkeye Arena. Selected players will be available after McCaffery meets with the media.

Following are the news conference dates:

March TBA

## Big Ten Tele-Conferences

Media have an opportunity to ask questions to each Big Ten coach every Monday morning during conference season. For a detailed schedule and phone number, email Dan Mihalik at the Big Ten office: [dmahilk@bigten.org](mailto:dmahilk@bigten.org).

Coach McCaffery speaks for 10 minutes starting at 9:10 a.m. (CT).

## Postgame Interviews

Postgame press conferences include both head coaches in the Media Room. Requested Iowa players will also be available in the Media Room while visiting players outside their locker room.

## DISHING THE ROCK

The Hawkeyes have assisted on 63.6 percent of their field goal makes (531 assists on 835 field goals), a rate that is 17th-best in the country.

## CLOSE CALLS

Iowa lost seven games against Big Ten competition by four points or less for the first time since 1984. Iowa is the first team since Penn State in 1998-99 to have played six Big Ten regular season games decided by four points or less.

In total, Iowa played a Big Ten-leading nine games decided by four points or less (2-7).

## HAWKEYES EARN ALL-BIG TEN RECOGNITION

Roy Devyn Marble and Aaron White earned postseason all-conference recognition by the Big Ten. Marble was named to the coaches' third team, while White was voted to the media's third team. Marble was a media honorable mention selection, while White made the coaches' honorable mention list. The duo were also named to College Sports Madness' third All-Big Ten team.

The All-Big Ten honor is the first for Marble, while White was tabbed on the All-Big Ten Freshman Team a year ago.

White leads the Hawkeyes in rebounding (6.1), free throws made (177) and attempted (240), and ranks second in scoring (13.1) and steals (37). The native of Strongsville, Ohio, is one of only four Big Ten players to average 13.1 points and 6.1 rebounds or more. White has led the team in scoring a team-best 15 times, rebounds 13 times, and steals nine times.

Marble is Iowa's leading scorer, averaging 14.8 points, and has made the most 3-pointers (46). The native of Southfield, Mich., has netted double figures a team-best 26 times this season, including 20+ points nine times. Additionally, he has led the squad in assists a team-best 15 times.

## MILESTONES REACHED IN 2013

- Fran McCaffery won his 300th career game as a head coach on March 9, when Iowa registered a 74-60 triumph over Nebraska in the regular season finale. McCaffery has posted season win improvements in each of his first three seasons the last four schools he has coached (Lehigh, UNC-Greensboro, Siena, and Iowa).
- Iowa's win over Nebraska on March 9 was its 20th of the season, marking the program's first 20-win season since the 2005-06 campaign (25-9).
- Roy Devyn Marble became the sixth Hawkeye to amass 1,000+ points, 300+ rebounds, and 200+ assists by his junior season. Marble netted his 1,000th career point in Iowa's last game versus Nebraska. His father, Roy (1986-89) is Iowa's all-time leading scorer (2,116); the duo became the first father/son duo to record 1,000+ points at the same school in the Big Ten.
- Iowa blocked a school-record 13 shots in Iowa's 63-55 win over Illinois on March 5; nine of the 13 blocks came in the first half.
- Won a school-record 18 home games this season.
- Blocked a single-season record 175 shots this year.

## LEADING THE TEAM

Following is the number of times a player led Iowa in scoring, rebounding, assists and steals. If two or more players tied for the team lead, all were credited for that game:

Player	Scoring	Rebounding	Assists	Steals	Blocks
Melsahn Basabe	1	9	---	2	12
Aaron White	15	13	2	9	8
Roy Devyn Marble	15	4	15	9	2
Mike Gesell	5	1	8	8	4
Zach McCabe	1	2	---	7	2
Josh Oglesby	1	---	1	1	1
Eric May	---	5	4	8	3
Gabriel Olaseni	---	2	---	2	14
Anthony Clemmons	---	---	10	6	4
Adam Woodbury	---	5	---	4	9
Kyle Denning	---	---	---	1	---

## Peter Jok Signs With Hawkeyes

University of Iowa Men's Basketball Coach Fran McCaffery announced today that Peter Jok has signed a National Letter of Intent to attend the University of Iowa.

"We are thrilled that Peter Jok is going to become part of the Hawkeye family," said McCaffery. "He has a complete skillset that will be a great asset to our team. He's an excellent athlete who can play four different positions, and is a terrific 3-point shooter. Peter is exactly what we are looking for in this class."

Jok is a 6-foot-6, 200-pound guard born in Sudan, who played his first two years as a prep at Des Moines Roosevelt, and his last two at West Des Moines Valley. Last season at Valley, Jok earned second team all-conference honors after averaging 10.2 points. He hit 86 percent of his free throws, grabbed 4.3 rebounds and made 37 percent of his 3-point attempts. Jok's high school coach at Valley is Jeff Horner, Iowa's all-time assist leader.

As a sophomore at Roosevelt, Jok averaged 18.5 points and seven rebounds and was a second team all-state and first team all-conference honoree. He was also one of 30 high school freshmen invited to the Nike Top 100 Camp in St. Louis in 2010, and participated in the 2012 NBA Players Association Top 100 Camp.

Jok played AAU basketball on the All-Iowa Attack.

Jok will join Jarrod Uthoff, who transferred to Iowa from the University of Wisconsin this year, on the 2013-14 active Iowa roster.

### HAWKEYE TIP-INS FROM THE BIG TEN TOURNAMENT

- Iowa's 48 rebounds vs. Northwestern equaled the most rebounds a Hawkeye team has ever had in a Big Ten Tournament contest (48 vs. Penn State in 2001).
- Iowa averaged 7.5 blocks in its two tournament games.
- The Northwestern win was Fran McCaffery's 50th victory at the University of Iowa.
- Junior Melsahn Basabe amassed 10 points, 12 rebounds and five blocks in Iowa's win over Northwestern. Basabe became just the second player in Big Ten history to amass 10+ points, 10+ rebounds and 5+ blocks in a game (D.J. White of Indiana in 2005).
- Senior Eric May's thunder dunk against Northwestern was No. 4 on ESPN's SportsCenter's Top 10 Plays of the Day.
- Freshman guard Mike Gesell returned to action after missing the last four games with a stress reaction in his right foot. Gesell averaged 11 points in Iowa's two Big Ten Tournament games, starting both.

### CLEANING THE GLASS

Iowa has done an excellent job on the glass, owning the rebounding advantage by double digits in three of its last five games. The Hawkeyes had 17 more rebounds than Nebraska and Northwestern, 15 more than Indiana State and four more than Stony Brook. The Hawkeyes rank fifth in the Big Ten in rebounding margin for the year (+4.9).

### MARBLE IN THE ZONE

Roy Devyn Marble has led or shared the team lead in scoring 10 of Iowa's last 12 games, averaging 18.3 points. He scored 20 points or more in six of those 12 contests. During the last 12 games, the junior is shooting 44.4 percent (67-of-151) from the field and 83.5 percent (66-of-79) from the free throw line.

Marble, who is a third team All-Big Ten performer, became the 41st player in Iowa history to score 1,000+ points and 29th Hawkeye to accomplish the feat in three years or less. He currently ranks 34th in Hawkeye history in scoring. The native of Southfield, Mich., also became just the sixth Hawkeye to amass 1,000+ points, 300+ rebounds, and 200+ assists as a junior.

Marble's father, Roy (1986-89), is Iowa's all-time leading scorer with 2,116 points. The Marbles are believed to become the first father-son duo to join the 1,000-point club in Big Ten history. The tandem have combined to score 3,199 career points.

#### Marble, Last 17 Games

	Previous 5	Last 12
Pts/Game	6.0	18.3
FG%	.182	.444
FT%	.706	.835

### ELEVATING HIS GAME

Roy Devyn Marble, who played in his 100th career game last week against Stony Brook, has elevated his play in the NIT the last two seasons. The native of Southfield, Mich., is averaging 23 points and shooting 53.6 percent from the field and 54.5 percent from 3-point territory in four career NIT games. In two NIT games this season, Marble is averaging 26 points, 5.5 assists, 3.5 boards, and one turnover.

Marble poured in a game-high 24 points and had five rebounds, six assists and four steals in Iowa's win over Indiana State on March 20, and 28 points and five assists in the Hawkeyes' victory over Stony Brook on March 22.

Marble has three 20/5/5 games in his career with two of them coming in NIT action (also last year at Oregon).

### FANS FLOCKED BACK TO CHA

Iowa has had an attendance figure of 10,500 fans or greater in all 20 home contests, including six sellouts of 15,400 against Indiana on Dec. 31, Wisconsin on Jan. 19, Minnesota on Feb. 17, Nebraska on March 9; Indiana State on March 20; and Stony Brook on March 22.

Iowa averaged 13,625 fans this season, which is its best average attendance figure since the 2001-02 season (15,207).

### HAWKEYE FASTBREAKS

- Iowa has won 23 games this season and will seek win No. 24 on Wednesday. The Hawkeyes' 23 victories are the fourth-most in school history behind 30 in 1987, 25 in 2006 and 24 in 1998.
- Fran McCaffery coached in his 100th game as head coach of the Hawkeyes vs. Indiana State.
- Iowa played 10 NCAA Tournament teams this season, going 5-10 against those teams.
- Iowa has eight top-100 RPI wins, including four in the top-50.
- Iowa ranks 22th by [KenPom.com](http://kenpom.com); 25th by Sagarin; and 63rd in the RPI.
- The Hawkeyes have lost only one game by more than four points since Jan. 23 (March 2 at Indiana, 73-60).
- Iowa won six of its last eight regular season games for the first time since 1996.



## Iowa in Big Ten Statistics

Category	All Games		Big Ten	
	Stat	Rank	Stat	Rank
Assists	15.2	1st	14.2	1st
FG% Defense	.388	1st	.402	2nd
3-PT FG Defense	.291	2nd	.301	3rd
Blocked Shots	5.0	2nd	4.6	3rd
Free Throw %	.725	2nd	.738	1st
Scoring Offense	70.4	3rd	66.3	4th
Steals	6.9	4th	6.8	2nd
Ast./TO Ratio	1.2	5th	1.2	4th
Rebounding Margin	+4.9	5th	+2.1	6th
Scoring Margin	+7.9	6th	+1.7	6th
Scoring Defense	62.6	7th	64.6	6th
3-Pt. FG Per Game	5.3	7th	4.7	11th
Field Goal %	.422	7th	.402	8th
Turnover Margin	+0.4	8th	-0.2	7th
3-Pt. Field Goal %	.304	11th	.284	12th

Category	Player	All Games		Big Ten	
		Stat	Rank	Stat	Rank
Blk. Shots	Melsahn Basabe	1.3	8th	0.9	13th
	Gabriel Olaseni	1.1	12th	0.8	14th
Rebounding	Aaron White	6.1	13th	5.9	13th
	Melsahn Basabe	5.2	19th	---	---
Scoring	Roy Devyn Marble	14.8	8th	12.9	15th
	Aaron White	13.1	15th	13.6	14th
Assists	Anthony Clemmons	2.9	12th	2.7	14th
	Roy Devyn Marble	2.9	14th	2.7	13th
Steals	Mike Gesell	1.2	14th	---	---
FT %	Roy Devyn Marble	.803	7th	.857	2nd
FG %	Aaron White	.484	11th	.466	13th

- Iowa has won 23 of its last 26 home games, including 18-of-20 this season, dating back to Feb. 1, 2012. The Hawkeyes' two losses this season have come to nationally ranked teams (Indiana and Michigan State).
- Iowa has won 19 straight home games, dating back to last season, against unranked opponents. That streak is third-best in the Big Ten (Ohio State, 67; Michigan State, 31).
- The Hawkeyes had their streak of winning 30 games when holding foes to 61 or fewer points snapped in their last loss to No. 7 Michigan State (59-56) in the Big Ten Tournament quarterfinals.
- Iowa is 17-2 when scoring 70 points or more; 21-2 when having a higher field goal percentage than its opponents; 21-4 when recording more rebounds than its opponents.
- Iowa ranks eighth in the country in free throws made (17.4) and 17th in attempts (24.0).
- Hawkeye reserves are averaging 23.7 points per game. The Hawkeyes have played 10 players or more in all but two games this season (Iowa State and Illinois).
- Roy Devyn Marble averages 16.4 points in Hawkeye wins this year and 11.4 in losses.
- Iowa shoots 32 percent (127-of-398) from 3-point territory in its victories, but 28 percent (60-of-217) from long distance in losses this season.
- For the second time in the last two decades, the men's basketball team has nine players logging 16 minutes or more per game, and 10 players averaging 10 minutes or more. Iowa's 1998-99 team, that advanced to the Sweet 16 in the NCAA Tournament, had 10 players average 17 minutes or more.
- Co-captain Eric May has posted his best offensive rebound average, assist rate, turnover rate, and free throw percentage of his career this season.
- Last season, Iowa had eight different players post double digits in one game or more. This year, 11 different players have scored double figures for the Hawkeyes.
- Iowa has nearly made more free throws (608) than its foes have attempted (614).
- The Hawkeyes averaged 7.3 blocks in their last six games.

### IN NATIONAL STATISTICS...

Iowa ranks 10th in 3-point field goal percentage defense (.291); 20th in field goal percentage defense (.388); 27th in blocks (5.0); and 28th in assists (15.2).

## Last 12 Games Statistics (9-3)

#	Player	gp-gs	min	avg	Total		3-Point		F-Throw		Rebounds				pf	dq	a	to	blk	stl	pts	avg
					fg-fga	fg%	3fg-fga	3fg%	ft-fa	ft%	off	def	tot	avg								
04	Marble, Roy Devyn	12-12	383	31.9	67-151	.444	20-55	.364	66-79	.835	11	36	47	3.9	18	0	39	30	4	18	220	18.3
30	White, Aaron	12-12	375	31.3	36-84	.429	7-27	.259	63-82	.768	25	53	78	6.5	16	0	17	26	12	11	142	11.8
10	Gesell, Mike	8-7	191	23.9	23-55	.418	5-17	.294	10-10	1.000	3	13	16	2.0	10	0	20	8	4	10	61	7.6
01	Basabe, Melsahn	12-12	261	21.8	37-76	.487	0-1	.000	12-22	.545	25	50	75	6.3	15	0	7	8	20	4	86	7.2
25	May, Eric	12-3	300	25.0	24-52	.462	7-14	.500	14-19	.737	13	37	50	4.2	23	0	24	7	5	15	69	5.8
15	McCabe, Zach	12-0	165	13.8	16-49	.327	8-23	.348	18-21	.857	17	29	46	3.8	33	0	15	12	0	7	58	4.8
02	Oglesby, Josh	12-2	214	17.8	13-54	.241	11-42	.262	12-14	.857	0	18	18	1.5	8	0	11	4	1	2	49	4.1
34	Woodbury, Adam	12-12	176	14.7	23-45	.511	0-0	.000	3-9	.333	17	25	42	3.5	35	0	7	17	10	6	49	4.1
05	Clemmons, Anthony	12-0	159	13.3	15-40	.375	3-9	.333	5-6	.833	4	8	12	1.0	19	0	15	24	3	7	38	3.2
00	Olaseni, Gabriel	12-0	156	13.0	12-22	.545	0-0	.000	5-9	.556	11	18	29	2.4	19	0	5	9	15	1	29	2.4
35	Stokes, Darius	4-0	5	1.3	1-1	1.000	0-0	.000	0-0	.000	1	0	1	0.3	0	0	0	0	1	0	2	0.5
24	Ingram, Pat	6-0	9	1.5	0-1	.000	0-0	.000	1-2	.500	1	1	2	0.3	3	0	0	1	0	1	1	0.2
13	Denning, Kyle	4-0	3	0.8	0-0	.000	0-0	.000	0-0	.000	0	0	0	0.0	0	0	0	0	0	1	0	0.0
11	Rickert, Christopher	4-0	3	0.8	0-1	.000	0-0	.000	0-0	.000	0	0	0	0.0	0	0	0	0	0	0	0	0.0
Team											20	16	36					3				
Total.....		12	2400		267-631	.423	61-188	.324	209-273	.766	148	304	452	37.7	199	0	160	149	75	83	804	67.0
Opponents.....		12	2400		252-653	.386	66-223	.296	143-210	.681	129	253	382	31.8	226	3	134	140	38	76	713	59.4

### UI Career Scoring

28.	1,118	Michael Payne	1982-85
	1,118	Chris Kingsbury	1994-96
30.	1,112	Kenny Arnold	1979-82
31.	1,094	Charles Darling	1950-52
32.	1,091	Fred Brown	1970-71
33.	1,090	Ryan Bowen	1995-98
34.	<b>1,083</b>	<b>Roy Devyn Marble</b>	<b>2010-p</b>

### UI Single Season FT Makes

1.	218	Reggie Evans	2001
2.	194	Sam Williams	1968
3.	187	Reggie Evans	2002
4.	186	Don Nelson	1962
5.	178	Sam Williams	1966
6.	<b>177</b>	<b>Aaron White</b>	<b>2013</b>

### UI Single Season FT Attempts

3.	268	Don Nelson	1961
4.	265	Sam Williams	1968
5.	264	Don Nelson	1962
6.	243	Acie Earl	1992
7.	242	Acie Earl	1991
8.	<b>240</b>	<b>Aaron White</b>	<b>2013</b>

### UI Freshman Single-Season Blocks

2.	50	Acie Earl	1990
3.	41	Melsahn Basabe	2011
4.	39	Guy Rucker	1997
5.	34	Ryan Bowen	1995
6.	30	Greg Stokes	1982
7.	<b>27</b>	<b>Adam Woodbury</b>	<b>2013</b>

### UI Sophomore Single-Season Rebounds

4.	234	Gerry Jones	1965
5.	227	Kevin Kunnert	1971
6.	223	Greg Stokes	1983
7.	<b>215</b>	<b>Aaron White</b>	<b>2013</b>

### UI Sophomore Single-Season Blocks

1.	79	Greg Stokes	1983
2.	40	Erek Hansen	2004
3.	36	Melsahn Basabe	2012
	<b>36</b>	<b>Gabriel Olaseni</b>	<b>2013</b>

### UI Single-Season Team Blocks

1.	<b>175</b>	<b>2013</b>
----	------------	-------------

### UI Career Blocks

1.	365	Acie Earl	1990-93
2.	229	Greg Stokes	1982-85
3.	212	Erek Hansen	2004-06
4.	124	Ryan Bowen	1995-98
5.	<b>121</b>	<b>Melsahn Basabe</b>	<b>2011-p</b>

### HAWKEYES ARE TOUGH AT HOME

Iowa has won 102 of its 141 games (.723) in Carver-Hawkeye Arena (15,400) over the last eight seasons, including win streaks of 21 straight overall and 12 straight Big Ten Conference wins. Iowa posted an 18-2 record at home this season, which is a school record for most home victories in a year, besting its 17 home triumphs in 2006.

Iowa has won 10 of its last 20 home games against ranked opponents. Iowa was a perfect 17-0 at home in 2006, 14-2 in 2007, 10-8 in 2008, 13-4 in 2009, 9-9 in 2010, 8-8 in 2011, 13-6 in 2012, and 17-2 in 2013.

### BASABE... SPICY!

Melsahn Basabe has led the team in rebounding in three of the last five contests. He averaged 9.4 boards the last five contests, including 20 rebounds in two games at the Big Ten Tournament.

Basabe has posted three double-doubles this season, including in two of Iowa's last five contests. He posted his first double-double of the season in Iowa's win over Penn State (10 points and 10 rebounds) on Jan. 31, his second in the regular season finale versus Nebraska (11 points and 13 rebounds) and his third against Northwestern at the Big Ten Tournament (10 points and 12 rebounds).

Overall, Basabe ranks fourth in team scoring (7.3), first in blocks (1.25) and third in rebounding (5.2).

Basabe has been credited with 121 career blocked shots, a total that ranks fifth-best in school history.

### DYNAMIC DUO

Iowa's Aaron White and Roy Devyn Marble are fourth-highest scoring duo in the Big Ten, averaging 27.5 points.

<b>Big Ten Scoring Duo.....Average</b>	
Burke, Hardaway (Mich).....	33.3 ppg
Marshall, Newbill (PSU).....	31.5 ppg
Zeller, Oladipo (IU).....	30.3 ppg
White, Marble (UI).....	27.5 ppg

### IOWA NIT HISTORY

This marks Iowa's seventh appearance in the NIT. Iowa also appeared in the 1995, 1998, 2002, 2003, 2004 and 2012 tournaments. The Hawkeyes' best finish in the NIT was in 1995 when Iowa advanced to the quarterfinals.

The Hawkeyes have played 13 games all-time in the NIT and hold a record of 7-6. Iowa's first 10 NIT games were decided by nine points or fewer, while its last three contests have been decided by double digits (at Oregon in 2012; vs. Indiana State in 2013; vs. Stony Brook in 2013).

Last year, Iowa beat Dayton in the first round in Iowa City, 84-75, but lost at Oregon in the second round, 108-97. Iowa's win over Dayton was the school's first postseason win since beating Iowa State (54-53) on March 21, 2003 in the NIT first round.

Aaron White's double-double vs. Dayton (25 points, 11 rebounds) marked the fifth double-double by a Hawkeye in an NIT game. Zach McCabe tallied 20 points, bolstered by a perfect 9-of-9 from the field and 1-of-2 from the foul line.

Roy Devyn Marble had his best game as a Hawkeye, statistically, at Oregon last year scoring a career-high 31 points. Marble's 31 points are the most ever by a Hawkeye in an NIT game and the most in a postseason contest since Ed Horton netted 32 against NC State in the second round of the 1989 NCAA Tournament. He also went 7-of-8 from 3-point range. The seven triples are the most ever by an Iowa player in any postseason game.

### IOWA HISTORY

Iowa has played 2,694 games since beginning basketball in 1902. Iowa's overall record is 1,618-1,076 (.600). That includes a 974-355 (.733) record in home games, a 554-731 (.431) record in contests away from Iowa City, a 720-737 (.494) mark in Big Ten games and a 380-118 (.763) record in Carver-Hawkeye Arena.



## IOWA'S STATISTICAL COMPARISONS

	All Games	Big Ten	Home Games	Away Games	Iowa Wins	Iowa Losses
Record	23-12	9-9	18-2	4-9	23-0	0-12
Points	70.4	66.3	73.3	66.9	74.0	63.6
Opp. Pts	62.6	64.6	57.3	71.2	57.6	72.1
FG%	.422	.402	.444	.392	.447	.377
FG Def.	.388	.402	.362	.430	.363	.437
3-PT%	.304	.284	.300	.308	.319	.276
3-pt. Def.	.291	.301	.291	.293	.288	.296
FT%	.725	.738	.737	.703	.733	.705
REB	39.3	37.9	40.7	37.5	41.0	35.9
AST	15.2	14.2	16.2	14.0	16.2	13.2
TO	12.6	11.9	12.7	12.5	12.4	13.1
STL	6.9	6.8	7.9	5.3	7.4	6.0
BLK	5.0	4.6	5.4	4.1	5.6	3.9

## ON THE RISE...

Iowa's win over Nebraska in the regular season finale gave the Hawkeyes their 20th win of the season. After beating Indiana State and Stony Brook in the NIT first two rounds, its 23 victories surpasses last season's total (18-17). The last time Iowa had 18 or more wins in back-to-back seasons was 2005-06. Also, it marks the program's first 20-win season since the 2006 campaign (25-9).

In four stops as head coach, Fran McCaffery, has engineered win improvement in each of the first three seasons. Iowa and Michigan rank second in the Big Ten with three consecutive season win improvements. Indiana ranks first with a four-season streak.

The four teams McCaffery has coached had a total record of 35-84 (.294) prior to his arrival. By year three, they had combined for an 87-44 (.664) record.

Fran McCaffery has now posted seven 20-win seasons as a head coach, including five in the last seven years.

School	Year 1	Year 2	Year 3
Lehigh	13-15	15-14	21-10
UNC Greensboro	15-13	19-12	20-11
Siena	15-13	20-12	23-11
Iowa	11-20	18-17	23-12

## DEFENSE IMPROVEMENT

Last year, Iowa allowed opponents 72.5 points per contest. This season, Iowa is yielding 62.6 points. The 9.9 point differential from last year to this season ranks ninth-best in the nation.

Iowa is holding its opponents to a much lower field goal percentage this season, compared to a year ago. Opponents are shooting at a 38.8 percent clip this season, compared to 45.7 percent last season. The 38.8 field goal percentage defense is the lowest clip the Hawkeyes have held their opponents since the 2005-06 season (38 percent, 732-of-1924). Additionally, the 6.9 percent improvement ranks second-best in the country.

Iowa will record just its second sub-.400 defensive field goal percentage (.380 in 2005-06) in the last 50 years.

## DEFENSE IMPROVEMENT, PART 2

Iowa has improved its 3-point field goal percentage defense by 5.4 percent this season compared to last. That improvement is tops in the Big Ten and eighth-best in the country.

Additionally, the Hawkeyes are on pace to shatter a school record in 3-point field goal percentage defense. The current single-season record is 31.8 percent set in 2005-06; opponents are shooting 29 percent from long distance this season.

## WHITE HOT!

Aaron White is a third-team All-Big Ten performer.

He scored a career-high 27 points against Penn State (Jan. 31), moving to the small forward position. The sophomore is one of just four Big Ten players to average better than 13.1 points and 6.1 rebounds this season, with the other three being Cody Zeller and Victor Oladipo of Indiana and Ohio State's Deshaun Thomas.

White has scored 38.5 percent (177/460) of his points from the free throw line, which ranks fourth-best in the country.

White leads the team in rebounding and will become the first Hawkeye to lead the team in rebounding both his freshman and sophomore seasons since Michael Payne in 1981-82 (7.4 rpg) and 1982-83 (7.5 rpg). White led Iowa last season (5.7 rpg) and ranks first this year (6.1 rpg).

Iowa is 10-1 this season when White scores 16 points or more.

## ALL-AROUND SKILLS

Mike Gesell is one of only two Hawkeye freshmen to total 270 points, 80 rebounds and 80 assists in a single season. Gesell suffered a right foot injury, missing Iowa's last four regular season games. Gesell returned for the Big Ten Tournament and also played in Iowa's two NIT contests.

Player (Year)	Pts	Rbs	Asts
Mike Gesell (2013)	271	84	87
Cully Payne (2010)	277	96	122

## FREEBIES

Iowa has attempted 25 or more free throws 18 times this season. The Hawkeyes rank eighth in the country in free throws made (17.4) and 17th in attempts (24.0).

Aaron White, who ranks 24th in the country and second in the Big Ten in free throw attempts (6.94), has attempted double-digit foul shots in seven games this season.

White is 177-of-240 (.738) from the foul line, which is the most makes and attempts by a Hawkeye sophomore in school history. The 240 attempts rank overall as the eighth-most by a Hawkeye in a single-season. He is two attempts from seventh (Acie Earl, 242 in 1991).

## BLOCK PARTY

Iowa established two blocked shots records this season: single-season and single-game.


Iowa has been credited with a school record 175 blocks this season. The Hawkeyes' five rejections in their win over Stony Brook on March 22, pushed the team past the previous record of 174, which was set during the 2004-05 season.

The Hawkeyes have rejected 7.3 shots the last six games.

The team also set a school single-game record for blocks when it rejected 13 against Illinois on March 5. The 13 blocks are the most in a Big Ten game in 2013 and match Minnesota's 13 against North Florida, for all games, this season in the league.

Gabriel Olaseni's seven blocks equal Wisconsin's Jared Berggren's seven set against Iowa on Feb. 6 for the most by a Big Ten player this season. The seven swats are the most by a Hawkeye in a game since Melsahn Basabe had five vs. Indiana on Feb. 19, 2012.

# 2013 NATIONAL INVITATION TOURNAMENT®



All Games Eastern Time // Home Team in Bold and Caps  
\*Automatic Qualifiers - Regular Season Conference Champions



# IOWA HAWKEYE BASKETBALL

## Updated Iowa Player Bio

### Melsahn Basabe



1

**Jr., 6-7, 221, Forward  
Glen Cove, N.Y.  
St. Mark's**

- His 121 career blocks ranks fifth all-time at Iowa
- Averaged 9.4 rebounds the last five contests
- Started his first game of the season vs. Penn State (Jan. 31), posting his first double-double of the season and 10th of his career (10 points and 10 rebounds)
- Has shot better than 50 percent all three seasons
- Iowa's fourth leading scorer, averaging 7.3 points per outing
- Registered three double-doubles this season (Penn State, Nebraska and Northwestern)
- Ranks eighth in the Big Ten in blocks (1.3)
- Shooting at a 51 percent clip from the field, including 54 percent in league play
- Has grabbed 10 or more boards five times this season and 16 times in his career
- Saw limited action in Iowa games against Coppin State and Indiana due to injury
- Ranks first on the team in blocks (44) and second in rebounding (5.2)
- Blocked five shots in B1G tourney vs. Northwestern and four twice (Central Michigan and W. Kentucky)
- Grabbed a game-high 10 rebounds to go along with nine points in opening win vs. UTPA
- Blocked a game four shots and scored nine points in win over Central Michigan
- Scored 11 points and blocked a game-high four shots in win over Western Kentucky
- Scored a game-high 17 points against A&M-CC off 5-of-6 shooting from the floor and 7-of-8 shooting from the charity stripe
- Netted 14 points on 5-5 shooting from the field and 4-5 from the foul line vs. #18 Michigan State
- Tallied 11 points on 5-of-6 shooting from the field and 1-1 from the foul line in win at Northwestern
- Pulled down a game-high 10 boards at #14 Ohio State
- Led team with eight rebounds and three blocks to go along with 12 points at Purdue
- Rejected a game-high three shots in home win over Northwestern

### 2012-13 Game-by-Game

Opponent	Date	gs	min	Total		3-Pointers		Free throws		Rebounds				pf	a	t/o	blk	stl	pts	avg
				fg-fga	pct	3fg-fga	pct	ft-fa	pct	off	def	tot	avg							
UTPA	11/09/12	17	2-9	.222	0-0	.000	5-8	.625	6	4	10	10.0	3	0	3	2	2	9	9.0	
CENTRAL MICHIGAN	11/12/12	20	4-8	.500	0-0	.000	1-1	1.000	1	2	3	6.5	1	0	1	4	1	9	9.0	
HOWARD	11/15/12	15	2-3	.667	0-0	.000	1-2	.500	4	2	6	6.3	1	1	3	0	0	5	7.7	
GARDNER-WEBB	11/17/12	20	2-5	.400	0-0	.000	0-0	.000	0	3	3	5.5	1	0	2	1	0	4	6.8	
vs Western Kentucky	11/20/12	23	4-5	.800	0-0	.000	3-4	.750	2	3	5	5.4	0	1	2	4	1	11	7.6	
vs Wichita State	11/21/12	21	0-2	.000	0-0	.000	6-8	.750	0	2	2	4.8	2	0	1	1	0	6	7.3	
at Virginia Tech	11/27/12	21	2-2	1.000	0-0	.000	2-2	1.000	0	1	1	4.3	2	0	1	1	0	6	7.1	
A&M-CORPUS CHRISTI	12/01/12	13	5-6	.833	0-0	.000	7-8	.875	2	3	5	4.4	1	2	2	0	0	17	8.4	
SOUTH DAKOTA	12/04/12	12	2-8	.250	0-0	.000	2-3	.667	4	4	8	4.8	2	1	0	0	0	6	8.1	
IOWA STATE	12/07/12	14	4-8	.500	0-0	.000	0-0	.000	1	3	4	4.7	1	1	1	2	0	8	8.1	
vs UNI	12/15/12	13	1-2	.500	0-0	.000	0-0	.000	1	0	1	4.4	1	1	3	1	1	2	7.5	
SOUTH CAROLINA STAT	12/19/12	15	3-7	.429	0-0	.000	1-2	.500	1	4	5	4.4	1	0	2	1	0	7	7.5	
COPPIN STATE	12/22/12	4	0-0	.000	0-0	.000	0-2	.000	0	4	4	4.4	0	0	0	1	0	0	6.9	
INDIANA	12/31/12	9	1-1	1.000	0-0	.000	0-0	.000	0	1	1	4.1	0	0	1	1	1	2	6.6	
at Michigan	01/06/13	15	1-3	.333	0-0	.000	0-0	.000	0	0	0	3.9	0	0	0	0	0	2	6.3	
MICHIGAN STATE	01/10/13	17	5-5	1.000	0-0	.000	4-5	.800	0	3	3	3.8	4	0	0	0	2	14	6.8	
at Northwestern	01/13/13	13	5-6	.833	0-0	.000	1-1	1.000	1	3	4	3.8	3	0	1	0	1	11	7.0	
WISCONSIN	01/19/13	12	2-4	.500	0-0	.000	3-4	.750	2	2	2	3.7	3	0	0	0	1	7	7.0	
at Ohio State	01/22/13	27	3-7	.429	0-0	.000	1-2	.500	4	6	10	4.1	2	0	1	0	0	7	7.0	
at Purdue	01/27/13	31	5-8	.625	0-0	.000	2-5	.400	2	6	8	4.3	2	1	0	3	0	12	7.3	
PENN STATE	01/31/13	*	25	1-4	.250	0-0	.000	8-10	.800	4	6	10	4.5	2	1	2	1	1	10	7.4
at Minnesota	02/03/13	*	15	3-6	.500	0-0	.000	1-2	.500	1	2	3	4.5	4	0	1	1	0	7	7.4
at Wisconsin	02/06/13	*	25	3-6	.500	0-0	.000	0-0	.000	2	6	8	4.6	5	0	1	0	0	6	7.3
NORTHWESTERN	02/09/13	*	19	4-4	1.000	0-0	.000	0-0	.000	0	3	3	4.5	0	1	0	3	0	8	7.3
at Penn State	02/14/13	*	34	4-8	.500	0-0	.000	3-4	.750	2	4	6	4.6	1	1	1	4	2	11	7.5
MINNESOTA	02/17/13	*	22	2-3	.667	0-0	.000	0-0	.000	1	2	3	4.5	3	1	0	1	1	4	7.3
at Nebraska	02/23/13	*	18	1-4	.250	0-0	.000	0-0	.000	1	1	2	4.4	1	0	0	1	0	2	7.1
PURDUE	02/27/13	*	23	1-8	.125	0-0	.000	2-2	1.000	2	4	6	4.5	1	0	2	0	0	4	7.0
at Indiana	03/02/13	*	18	3-6	.500	0-0	.000	0-3	.000	2	3	5	4.5	4	0	2	1	0	6	7.0
ILLINOIS	03/05/13	*	16	2-4	.500	0-0	.000	1-2	.500	1	2	3	4.5	1	1	0	0	1	5	6.9
NEBRASKA	03/09/13	*	21	5-7	.714	0-0	.000	1-1	1.000	4	9	13	4.7	0	1	2	1	0	11	7.1
vs Northwestern	03/14/13	*	21	3-9	.333	0-0	.000	4-8	.500	5	7	12	5.0	2	0	0	5	0	10	7.2
vs Michigan State	03/15/13	*	30	4-9	.444	0-1	.000	0-0	.000	2	6	8	5.1	1	0	0	2	0	8	7.2
INDIANA STATE	03/20/13	*	20	4-9	.444	0-0	.000	1-2	.500	4	4	8	5.1	0	0	0	1	0	9	7.2
STONY BROOK	03/22/13	*	19	4-5	.800	0-0	.000	0-0	.000	1	5	6	5.2	1	2	1	1	0	8	7.3
Totals		15	658	97-191	.508	0-1	.000	60-91	.659	61	120	181	5.2	56	16	36	44	15	254	7.3

Games played: 35  
Minutes/game: 18.8  
Points/game: 7.3  
FG Pct: 50.8  
3FG Pct: 0.0  
FT Pct: 65.9

Rebounds/game: 5.2  
Assists/game: 0.5  
Turnovers/game: 1.0  
Assist/turnover ratio: 0.4  
Steals/game: 0.4  
Blocks/game: 1.3

- Four blocks and tied season high with two steals to go along with 11 points in win at Penn State
- Collected his second double-double of the season (11 points, 13 rebounds) in a home victory over Nebraska
- Third double-double of season in B1G tourney vs. Northwestern with 10 points, 12 rebounds and season-best five blocks
- Posted nine points and eight rebounds in NIT win over Indiana State
- Had eight points and six rebounds in NIT victory over Stony Brook

#### Personal Bests

**Points:** 25 at Michigan, 1/30/11  
**Rebounds:** 14 vs. Iowa State, 12/10/10  
**FGM:** 9 at Michigan, 1/30/11  
**FGA:** 14 vs. Iowa State, 12/10/10  
**FTM:** 8, 3x, last vs. Penn State, 1/31/13  
**FTA:** 11 vs. Ohio State, 1/4/11  
**Assists:** 2, 4x, last vs. A&M-CC, 12/1/12  
**Steals:** 2, 6x, last at Penn St., 2/14/13  
**Blocks:** 7 vs. Iowa State, 12/10/10  
**Minutes:** 37 vs. Wisconsin, 2/9/11

#### CAREER STATISTICS

YEAR	G/GS	FG-A	PCT	3-PT	PCT	FT-A	PCT	RB	AVG	PF-FO	AS	TO	BK	ST	PTS	AVG
Fresh.	31/31	131-229	.572	0-0	.000	80-112	.714	210	6.8	83-2	9	65	41	12	342	11.0
Soph.	35/21	109-208	.524	0-0	.000	69-105	.657	168	4.8	71-1	11	45	36	18	287	8.2
Junior	35/15	97-191	.508	0-1	.000	60-91	.659	181	5.2	56-0	16	36	44	15	254	7.3
TOTALS	101/67	337-628	.537	0-1	.000	209-308	.679	559	5.5	210-4	36	146	121	45	883	8.7



# IOWA HAWKEYE BASKETBALL

## Updated Iowa Player Bio

### Anthony Clemmons



5

**Fr., 6-1, 192, Guard**  
**Lansing, Mich.**  
**Sexton HS**

- Started 13 games at point guard; moved to the bench vs. Penn State on Jan. 31
- Ranks first on the team in assists (100)
- Led team in assists 10 times, assists six times and steals four times
- Iowa is 3-0 when he dishes out eight assists or more
- Scored in double figures four times, including three times in Big Ten play
- Registered nine points and four assists in win over Central Michigan
- Tallied nine points, two assists and a steal against Virginia Tech
- Made his first career start against A&M-CC and dished out five assists
- Had eight assists and no turnovers in win over South Dakota
- Posted personal bests in scoring (14) and minutes played (29) to go along with a game-high eight assists in win over Iowa State
- Dished out a personal-best nine assists and collected a team-high three steals in victory over Coppin State
- Shared game high honors in assists (6) in home game against #5 Indiana
- Registered 12 points and a team-best seven assists in road game at #2 Michigan
- Dished out a game-high six assists vs. #18 Michigan State
- Had 10 points, three rebounds and three assists in home win over Wisconsin
- Recorded nine points, four rebounds and three assists at #14 Ohio State

### 2012-13 Game-by-Game

Opponent	Date	gs	min	Total		3-Pointers		Free throws		Rebounds				pf	a	t/o	blk	stl	pts	avg
				fg-fga	pct	3fg-fga	pct	ft-fa	pct	off	def	tot	avg							
UTPA	11/09/12	14	2-5	.400	1-1	1.000	0-0	.000	2	2	4	4.0	0	2	2	0	0	5	5.0	
CENTRAL MICHIGAN	11/12/12	21	3-6	.500	2-4	.500	1-2	.500	1	1	2	3.0	0	4	2	0	0	9	7.0	
HOWARD	11/15/12	17	0-3	.000	0-1	.000	0-0	.000	0	1	1	2.3	2	2	1	0	0	0	4.7	
GARDNER-WEBB	11/17/12	6	0-1	.000	0-1	.000	0-0	.000	0	0	0	1.8	0	0	1	0	0	0	3.5	
vs Western Kentucky	11/20/12	11	0-1	.000	0-0	.000	0-0	.000	0	1	1	1.6	2	2	0	0	1	0	2.8	
vs Wichita State	11/21/12	11	1-1	1.000	1-1	1.000	0-0	.000	0	2	2	1.7	1	1	0	0	0	3	2.8	
at Virginia Tech	11/27/12	16	3-5	.600	1-3	.333	2-3	.667	0	0	0	1.4	5	2	1	0	1	9	3.7	
A&M-CORPUS CHRISTI	12/01/12	*	21	0-1	.000	0-0	.000	1-4	.250	0	2	1.5	2	5	1	1	0	1	3.4	
SOUTH DAKOTA	12/04/12	*	21	2-5	.400	0-1	.000	0-0	.000	0	1	1	1.4	3	8	0	0	1	4	3.4
IOWA STATE	12/07/12	*	29	5-8	.625	2-3	.667	2-3	.667	1	0	1	1.4	4	8	1	0	0	14	4.5
vs UNI	12/15/12	*	11	0-0	.000	0-0	.000	0-0	.000	0	2	2	1.5	3	0	2	0	0	0	4.1
SOUTH CAROLINA STAT	12/19/12	*	25	2-5	.400	0-0	.000	0-2	.000	1	2	3	1.6	1	6	2	0	0	4	4.1
COPPIN STATE	12/22/12	*	22	2-5	.400	0-1	.000	1-2	.500	0	3	3	1.7	1	9	4	0	3	5	4.2
INDIANA	12/31/12	*	24	2-6	.333	0-1	.000	2-2	1.000	0	3	3	1.8	3	6	4	0	2	6	4.3
at Michigan	01/06/13	*	26	4-6	.667	2-3	.667	2-2	1.000	1	2	3	1.9	3	7	2	0	0	12	4.8
MICHIGAN STATE	01/10/13	*	22	1-9	.111	0-4	.000	2-4	.500	1	1	2	1.9	2	6	4	1	1	4	4.8
at Northwestern	01/13/13	*	14	0-2	.000	0-0	.000	0-0	.000	0	0	0	1.8	2	3	2	0	3	0	4.5
WISCONSIN	01/19/13	*	29	3-8	.375	0-1	.000	4-4	1.000	0	3	3	1.8	1	3	1	1	0	10	4.8
at Ohio State	01/22/13	*	22	3-9	.333	1-4	.250	2-2	1.000	1	3	4	1.9	3	3	2	0	0	9	5.0
at Purdue	01/27/13	*	11	0-3	.000	0-2	.000	2-2	1.000	0	0	0	1.9	3	0	1	1	1	2	4.9
PENN STATE	01/31/13	14	1-1	1.000	1-1	1.000	5-6	.833	0	2	2	1.9	2	1	1	0	0	8	5.0	
at Minnesota	02/03/13	21	1-5	.200	0-1	.000	2-2	1.000	2	0	2	1.9	2	5	0	0	1	4	5.0	
at Wisconsin	02/06/13	18	1-4	.250	0-1	.000	0-0	.000	0	2	2	1.9	2	2	1	0	0	2	4.8	
NORTHWESTERN	02/09/13	15	1-3	.333	0-1	.000	1-1	1.000	0	1	1	1.8	1	3	1	0	0	3	4.8	
at Penn State	02/14/13	10	1-2	.500	1-2	.500	0-0	.000	0	2	2	1.8	1	1	2	3	0	1	3	4.7
MINNESOTA	02/17/13	9	0-2	.000	0-0	.000	0-0	.000	0	0	0	1.8	1	1	2	1	0	0	4.5	
at Nebraska	02/23/13	10	1-4	.250	0-0	.000	1-1	1.000	0	1	1	1.7	2	0	1	0	0	3	4.4	
PURDUE	02/27/13	15	2-3	.667	0-0	.000	0-0	.000	0	0	0	1.7	1	1	2	1	2	4	4.4	
at Indiana	03/02/13	19	0-5	.000	0-1	.000	0-0	.000	1	0	1	1.7	2	2	2	1	1	0	4.3	
ILLINOIS	03/05/13	15	2-5	.400	1-2	.500	0-0	.000	0	3	3	1.7	4	2	3	0	0	5	4.3	
NEBRASKA	03/09/13	23	4-6	.667	1-1	1.000	2-2	1.000	0	0	0	1.6	1	1	0	0	0	11	4.5	
vs Northwestern	03/14/13	12	1-5	.200	0-1	.000	0-0	.000	2	0	2	1.7	1	1	2	0	0	2	4.4	
vs Michigan State	03/15/13	20	3-5	.600	0-1	.000	0-0	.000	1	0	1	1.6	1	2	5	0	3	6	4.5	
INDIANA STATE	03/20/13	6	0-0	.000	0-0	.000	0-0	.000	0	1	1	1.6	3	0	3	0	0	0	4.4	
STONY BROOK	03/22/13	5	0-0	.000	0-0	.000	1-2	.500	0	0	0	1.6	1	0	0	0	0	1	4.3	
<b>Totals</b>		<b>13</b>	<b>585</b>	<b>51-139</b>	<b>.367</b>	<b>14-43</b>	<b>.326</b>	<b>33-46</b>	<b>.717</b>	<b>14</b>	<b>41</b>	<b>55</b>	<b>1.6</b>	<b>66</b>	<b>100</b>	<b>59</b>	<b>7</b>	<b>21</b>	<b>149</b>	<b>4.3</b>

Games played: 35  
 Minutes/game: 16.7  
 Points/game: 4.3  
 FG Pct: 36.7  
 3FG Pct: 32.6  
 FT Pct: 71.7

Rebounds/game: 1.6  
 Assists/game: 2.9  
 Turnovers/game: 1.7  
 Assist/turnover ratio: 1.7  
 Steals/game: 0.6  
 Blocks/game: 0.2

- Registered eight points in home victory over Penn State
- Tallied 11 points in home victory over Nebraska

#### Personal Bests

**Points:** 14 vs. Iowa State, 12/7/12  
**Rebounds:** 4, 2x, last vs. Ohio State, 1/22/13  
**FGM:** 5 vs. Iowa State, 12/7/12  
**FGA:** 8 vs. Iowa State, 12/7/12  
**3-pt FG:** 2, 3x, last vs. Michigan, 1/6/13  
**3-pt FGA:** 4 vs. Central Michigan, 11/12/12  
**FTM:** 2, 2x, last vs. Michigan, 1/6/13  
**FTA:** 3, 2x, last vs. Michigan, 1/6/13  
**Assists:** 9, Coppin State, 12/22/12  
**Steals:** 3, 3x, last vs. Michigan State, 3/15/13  
**Blocks:** 1, 7x, last at Indiana, 3/2/13  
**Minutes:** 29 vs. Iowa State, 12/7/12

#### CAREER STATISTICS

YEAR	G/GS	FG-A	PCT	3-PT	PCT	FT-A	PCT	RB	AVG	PF-FO	AS	TO	BK	ST	PTS	AVG
Fresh.	35/13	51-139	.367	14-43	.326	33-46	.717	55	1.6	66-1	100	59	7	21	149	4.4



# IOWA HAWKEYE BASKETBALL

## Updated Iowa Player Bio

### Kyle Denning



# 13

**So., 6-1, 165, Guard**  
**Cedar Falls, Iowa**  
**Northern University HS**

- Non-scholarship athlete
- Saw action in 15 career games, including 11 this season
- Posted career highs in points (6), assists (2), 3-pointers made (2), and minutes played (5) in victory over South Carolina State
- Collected first career steal in home win over Northwestern

#### Personal Bests

**Points:** 6 vs. SC State, 12/19/12  
**Rebounds:** 1, 2x, last vs. SC State, 12/19/12  
**FGM:** 2 vs. SC State, 12/19/12  
**FGA:** 3 vs. SC State, 12/19/12  
**3-pt FG:** 2 vs. SC State, 12/19/12  
**3-pt FGA:** 3 vs. SC State, 12/19/12  
**FTM:** 2 vs. Chicago State, 11/11/11  
**FTA:** 2 vs. Chicago State, 11/11/11  
**Assists:** 2 vs. SC State, 12/19/12  
**Steals:** 1 vs. Northwestern, 2/9/13  
**Blocks:** ---  
**Minutes:** 5 vs. SC State, 12/19/12

### 2012-13 Game-by-Game

Opponent	Date	gs	min	Total		3-Pointers		Free throws		Rebounds				pf	a	t/o	blk	stl	pts	avg
				fg-fga	pct	3fg-fga	pct	ft-fa	pct	off	def	tot	avg							
UTPA	11/09/12	3	0-0	.000	0-0	.000	0-0	.000	0	0	0	0.0	0	0	1	0	0	0	0	0.0
HOWARD	11/15/12	2	0-0	.000	0-0	.000	0-0	.000	0	0	0	0.0	0	0	0	0	0	0	0	0.0
A&M-CORPUS CHRISTI	12/01/12	3	0-0	.000	0-0	.000	0-0	.000	0	0	0	0.0	0	0	0	0	0	0	0	0.0
SOUTH DAKOTA	12/04/12	1	0-0	.000	0-0	.000	0-0	.000	0	0	0	0.0	0	0	0	0	0	0	0	0.0
SOUTH CAROLINA STAT	12/19/12	5	2-3	.667	2-3	.667	0-0	.000	1	0	1	0.2	1	2	1	0	0	6	1.2	
COPPIN STATE	12/22/12	4	0-1	.000	0-1	.000	0-0	.000	0	0	0	0.2	0	0	0	0	0	0	0	1.0
at Northwestern	01/13/13	1	0-0	.000	0-0	.000	0-0	.000	0	0	0	0.1	0	0	0	0	0	0	0	0.9
NORTHWESTERN	02/09/13	1	0-0	.000	0-0	.000	0-0	.000	0	0	0	0.1	0	0	0	0	1	0	0.8	
MINNESOTA	02/17/13	1	0-0	.000	0-0	.000	0-0	.000	0	0	0	0.1	0	0	0	0	0	0	0	0.7
NEBRASKA	03/09/13	1	0-0	.000	0-0	.000	0-0	.000	0	0	0	0.1	0	0	0	0	0	0	0	0.6
INDIANA STATE	03/20/13	0	0-0	.000	0-0	.000	0-0	.000	0	0	0	0.1	0	0	0	0	0	0	0	0.5
<b>Totals</b>		<b>0</b>	<b>22</b>	<b>2-4</b>	<b>.500</b>	<b>2-4</b>	<b>.500</b>	<b>0-0</b>	<b>.000</b>	<b>1</b>	<b>0</b>	<b>1</b>	<b>0.1</b>	<b>1</b>	<b>2</b>	<b>2</b>	<b>0</b>	<b>1</b>	<b>6</b>	<b>0.5</b>

Games played: 11  
 Minutes/game: 2.0  
 Points/game: 0.5  
 FG Pct: 50.0  
 3FG Pct: 50.0

Rebounds/game: 0.1  
 Assists/game: 0.2  
 Turnovers/game: 0.2  
 Assist/turnover ratio: 1.0  
 Steals/game: 0.1

#### CAREER STATISTICS

YEAR	G/GS	FG-A	PCT	3-PT	PCT	FT-A	PCT	RB	AVG	PF-FO	AS	TO	BK	ST	PTS	AVG
Fresh.	4/0	1-2	.500	0-1	.000	2-2	1.000	1	0.3	0-0	0	1	0	0	4	1.0
Soph.	11/0	2-4	.500	2-4	.500	0-0	.000	1	0.1	1-0	2	2	0	1	6	0.5
<b>TOTALS</b>	<b>15/0</b>	<b>3-6</b>	<b>.500</b>	<b>2-5</b>	<b>.400</b>	<b>2-2</b>	<b>1.000</b>	<b>2</b>	<b>0.1</b>	<b>1-0</b>	<b>2</b>	<b>3</b>	<b>0</b>	<b>1</b>	<b>10</b>	<b>0.7</b>



# IOWA HAWKEYE BASKETBALL

## Updated Iowa Player Bio

### Mike Gesell



# 10

**Fr., 6-1, 185, Guard**  
**South Sioux City, Neb.**  
**South Sioux City HS**

- Suffered an injured right foot; missed Iowa's last four games of the regular season (Purdue, Indiana, Illinois, Nebraska) before returning for B1G tourney
- Scored in double figures 13 times
- One of only three Hawkeye freshmen to post 270 points, 80 rebounds and 80 assists in a season
- Named Big Ten Freshman of the Week and ESPN Freshman of the Weekend (Dec. 17)
- Iowa's third leading scorer averaging 8.7 points per contest
- Has led the team in steals eight times
- Ranks third on the team in assists (87) and 3-pointers made (31)
- Tallied 15 points and dished a game-high five assists in win over Central Michigan
- Netted 19 points, bolstered by 7-10 shooting from the field, to go along with four rebounds, two assists and two steals in win over Western Kentucky
- Had nine points, four rebounds and four assists against A&M-CC
- Scored 12 points with four assists and three steals against South Dakota
- Tallied 11 points, grabbed a personal-best five rebounds and equaled a personal best with three steals in win over Iowa State
- Posted a season-high 23 points in win over UNI
- Registered personal bests in rebounds (6), steals (3) and assists (8) in victory over South Carolina State
- Netted 13 points in home game against #5 Indiana
- Had 11 points and four rebounds in home win over Wisconsin
- Scored a personal Big Ten-best 18 points while playing a career-high 39 minutes at Purdue
- Led team in rebounding for first time in career when he snagged six boards to go along with a team-best 11 points in road game at #23 Minnesota

### 2012-13 Game-by-Game

Opponent	Date	gs	min	Total		3-Pointers		Free throws		Rebounds				pf	a	t/o	blk	stl	pts	avg	
				fg-fga	pct	3fg-fga	pct	ft-fa	pct	off	def	tot	avg								
UTPA	11/09/12	*	24	3-6	.500	1-3	.333	0-0	.000	0	3	3	3.0	0	4	1	0	1	7	7.0	
CENTRAL MICHIGAN	11/12/12	*	32	6-11	.545	3-6	.500	0-1	.000	0	3	3	3.0	2	5	3	0	1	15	11.0	
HOWARD	11/15/12	*	27	1-6	.167	1-4	.250	0-0	.000	0	3	3	3.0	1	5	1	0	0	3	8.3	
GARDNER-WEBB	11/17/12	*	31	0-8	.000	0-3	.000	2-2	1.000	1	3	4	3.3	3	4	1	1	1	2	6.8	
vs Western Kentucky	11/20/12	*	29	7-10	.700	3-5	.600	2-3	.667	0	4	4	3.4	3	2	4	0	2	19	9.2	
vs Wichita State	11/21/12	*	12	0-3	.000	0-0	.000	2-2	1.000	1	2	3	3.3	4	0	3	0	0	2	8.0	
at Virginia Tech	11/27/12	*	19	2-7	.286	0-3	.000	1-2	.500	0	0	0	2.9	1	2	2	0	0	5	7.6	
A&M-CORPUS CHRISTI	12/01/12	*	21	3-3	1.000	2-2	1.000	1-2	.500	0	4	4	3.0	0	4	0	0	0	9	7.8	
SOUTH DAKOTA	12/04/12	*	31	5-11	.455	0-3	.000	2-2	1.000	0	1	1	2.8	1	4	2	0	3	12	8.2	
IOWA STATE	12/07/12	*	28	2-10	.200	1-6	.167	6-6	1.000	0	5	5	3.0	2	3	3	0	3	11	8.5	
vs UNI	12/15/12	*	28	6-9	.667	4-6	.667	7-9	.778	0	2	2	2.9	1	2	5	0	2	23	9.8	
SOUTH CAROLINA STAT	12/19/12	*	19	1-3	.333	0-1	.000	3-3	1.000	3	3	6	3.2	2	8	1	0	3	5	9.4	
COPPIN STATE	12/22/12	*	25	4-9	.444	0-3	.000	1-2	.500	0	2	2	3.1	2	1	3	1	2	9	9.4	
INDIANA	12/31/12	*	35	6-12	.500	0-2	.000	1-2	.500	0	1	1	2.9	1	2	3	1	2	13	9.6	
at Michigan	01/06/13	*	20	2-8	.250	2-5	.400	0-0	.000	1	4	5	3.1	2	1	0	0	2	6	9.4	
MICHIGAN STATE	01/10/13	*	30	3-6	.500	0-1	.000	0-0	.000	0	1	1	2.9	4	5	4	1	1	6	9.2	
at Northwestern	01/13/13	*	26	1-8	.125	0-4	.000	1-2	.500	1	2	3	2.9	3	3	1	0	0	3	8.8	
WISCONSIN	01/19/13	*	26	5-13	.385	1-5	.200	0-0	.000	1	3	4	3.0	3	0	0	0	1	11	8.9	
at Ohio State	01/22/13	*	26	2-7	.286	2-5	.400	0-0	.000	1	0	1	2.9	2	1	3	1	0	6	8.8	
at Purdue	01/27/13	*	39	6-11	.545	3-4	.750	3-4	.750	1	3	4	3.0	4	0	1	1	0	18	9.3	
PENN STATE	01/31/13	*	27	0-4	.000	0-2	.000	0-0	.000	0	2	2	2.9	3	4	3	0	2	0	8.8	
at Minnesota	02/03/13	*	30	4-12	.333	2-4	.500	1-3	.333	0	6	6	3.0	1	3	1	0	0	11	8.9	
at Wisconsin	02/06/13	*	42	5-15	.333	1-4	.250	3-4	.750	0	1	1	3.0	4	4	4	0	2	14	9.1	
NORTHWESTERN	02/09/13	*	25	1-4	.250	0-1	.000	0-0	.000	0	3	3	3.0	2	2	1	1	0	2	8.8	
at Penn State	02/14/13	*	30	5-8	.625	1-3	.333	2-2	1.000	1	2	3	3.0	2	3	1	0	0	13	9.0	
MINNESOTA	02/17/13	*	30	5-10	.500	1-1	1.000	0-0	.000	0	0	0	2.8	1	1	0	1	4	11	9.1	
at Nebraska	02/23/13	*	30	3-10	.300	0-1	.000	0-0	.000	2	3	5	2.9	2	6	2	1	1	6	9.0	
vs Northwestern	03/14/13	*	23	4-9	.444	2-4	.500	3-3	1.000	0	2	2	2.9	1	3	0	0	1	13	9.1	
vs Michigan State	03/15/13	*	20	2-3	.667	0-1	.000	5-5	1.000	0	3	3	2.9	1	1	3	1	2	9	9.1	
INDIANA STATE	03/20/13	*	14	1-5	.200	0-3	.000	0-0	.000	0	0	0	2.8	0	1	1	0	1	2	8.9	
STONY BROOK	03/22/13		19	2-6	.333	1-3	.333	0-0	.000	0	0	0	2.7	1	3	0	0	1	5	8.7	
Totals			30	818	97-247	.393	31-98	.316	46-59	.780	13	71	84	2.7	59	87	57	10	38	271	8.7

Games played: 31  
 Minutes/game: 26.4  
 Points/game: 8.7  
 FG Pct: 39.3  
 3FG Pct: 31.6  
 FT Pct: 78.0

Rebounds/game: 2.7  
 Assists/game: 2.8  
 Turnovers/game: 1.8  
 Assist/turnover ratio: 1.5  
 Steals/game: 1.2  
 Blocks/game: 0.3

- Led team in scoring (14 points) and assists (4) in double-overtime game at Wisconsin
- Credited with a game and career-high four assists to go along with 11 points in home win over Minnesota
- Dished out a Big Ten season-best six assists, all in the first half, at Nebraska
- Tallied 13 points and three assists vs. Northwestern at B1G tourney in first action since Feb. 21
- Led team with nine points in B1G tourney quarterfinal game vs. Michigan State

#### Personal Bests

**Points:** 23 vs. UNI, 12/15/12  
**Rebounds:** 6, 2x, last at Minnesota, 2/3/13  
**FGM:** 7 vs. Western Kentucky, 11/20/12  
**FGA:** 12, 2x, last vs. Minn., 2/3/13  
**3-pt FG:** 4 vs. UNI, 12/15/12  
**3-pt FGA:** 6, 2x, last vs. UNI, 12/15/12  
**FTM:** 7 vs. UNI, 12/15/12  
**FTA:** 9 vs. UNI, 12/15/12  
**Assists:** 8 vs. SC State, 12/19/12  
**Steals:** 3, 3x, last vs. SC State, 12/19/12  
**Blocks:** 1, 10x, last at Mich. St., 3/15/13  
**Minutes:** 42 at Wisconsin, 2/6/13

#### CAREER STATISTICS

YEAR	G/GS	FG-A	PCT	3-PT	PCT	FT-A	PCT	RB	AVG	PF-FO	AS	TO	BK	ST	PTS	AVG
Fresh.	31/30	97-247	.393	31-98	.316	46-59	.780	84	2.7	59-0	87	57	10	38	271	8.7





# IOWA HAWKEYE BASKETBALL

## Updated Iowa Player Bio

### Pat Ingram



# 24

**Fr., 6-2, 211, Guard**  
**Indianapolis, Ind.**  
**North Central HS**

- Played in 18 games
- Scored first career basket in opening win vs. UTPA
- Had two points, two rebounds and an assist in win over Howard
- Played a career-high 21 minutes against South Carolina State, dishing out a personal-best three assists and grabbing three rebounds
- Tallied three points and had a rebound in road game at #2 Michigan
- Had two points, two rebounds and an assist in 12 minutes of action vs. #18 Michigan State
- Scored one point in home win over Minnesota
- Collected a steal in NIT win over Indiana State

#### Personal Bests

**Points:** 3 vs. Michigan, 1/6/13  
**Rebounds:** 3 vs. SC State, 12/19/12  
**FGM:** 1, 5x, last vs. Minnesota, 2/17/13  
**FGA:** 3 vs. SC State, 12/19/12  
**3-pt FG:** - - -  
**3-pt FGA:** 1, 2x, last vs. SCSU, 12/19/12  
**FTM:** 2 vs. Howard, 11/15/12  
**FTA:** 4 vs. Howard, 11/15/12  
**Assists:** 3 vs. SC State, 12/19/12  
**Steals:** 1, 3x, last vs. Indiana State, 3/20/13  
**Blocks:** - - -  
**Minutes:** 21 vs. SC State, 12/19/12

### 2012-13 Game-by-Game

Opponent	Date	gs	min	Total		3-Pointers		Free throws		Rebounds				pf	a	t/o	blk	stl	pts	avg
				fg-fga	pct	3fg-fga	pct	ft-fa	pct	off	def	tot	avg							
UTPA	11/09/12	4	1-1	1.000	0-0	.000	0-0	.000	0	0	0	0.0	0	1	1	0	0	2	2.0	
HOWARD	11/15/12	4	0-0	.000	0-0	.000	2-4	.500	0	2	2	1.0	0	1	0	0	0	2	2.0	
vs Wichita State	11/21/12	8	0-1	.000	0-0	.000	1-2	.500	0	0	0	0.7	0	1	0	0	0	1	1.7	
at Virginia Tech	11/27/12	3	0-1	.000	0-0	.000	0-0	.000	0	0	0	0.5	0	0	0	0	0	0	1.3	
A&M-CORPUS CHRISTI	12/01/12	16	0-1	.000	0-1	.000	0-0	.000	1	0	1	0.6	0	1	3	0	1	0	1.0	
SOUTH DAKOTA	12/04/12	8	1-1	1.000	0-0	.000	0-0	.000	0	0	0	0.5	1	0	0	0	0	2	1.2	
SOUTH CAROLINA STAT	12/19/12	21	1-3	.333	0-1	.000	0-2	.000	0	3	3	0.9	1	3	1	0	1	2	1.3	
COPPIN STATE	12/22/12	14	1-1	1.000	0-0	.000	0-0	.000	0	1	1	0.9	2	1	2	0	0	2	1.4	
at Michigan	01/06/13	9	1-2	.500	0-0	.000	1-2	.500	0	1	1	0.9	2	0	0	0	0	3	1.6	
MICHIGAN STATE	01/10/13	12	1-2	.500	0-0	.000	0-0	.000	0	2	2	1.0	0	1	0	0	0	2	1.6	
at Northwestern	01/13/13	6	0-0	.000	0-0	.000	0-0	.000	0	0	0	0.9	1	0	0	0	0	0	1.5	
at Ohio State	01/22/13	1	0-0	.000	0-0	.000	0-0	.000	0	0	0	0.8	0	0	1	0	0	0	1.3	
NORTHWESTERN	02/09/13	2	0-0	.000	0-0	.000	0-0	.000	0	0	0	0.8	2	0	1	0	0	0	1.2	
MINNESOTA	02/17/13	2	0-0	.000	0-0	.000	1-2	.500	0	0	0	0.7	0	0	0	0	0	1	1.2	
PURDUE	02/27/13	3	0-1	.000	0-0	.000	0-0	.000	1	1	2	0.8	0	0	0	0	0	0	1.1	
at Indiana	03/02/13	2	0-0	.000	0-0	.000	0-0	.000	0	0	0	0.8	1	0	0	0	0	0	1.1	
NEBRASKA	03/09/13	0	0-0	.000	0-0	.000	0-0	.000	0	0	0	0.7	0	0	0	0	0	0	1.0	
INDIANA STATE	03/20/13	0	0-0	.000	0-0	.000	0-0	.000	0	0	0	0.7	0	0	0	0	1	0	0.9	
Totals		0	115	6-14	.429	0-2	.000	5-12	.417	2	10	12	0.7	10	9	9	0	3	17	0.9

Games played: 18  
 Minutes/game: 6.4  
 Points/game: 0.9  
 FG Pct: 42.9  
 3FG Pct: 0.0  
 FT Pct: 41.7

Rebounds/game: 0.7  
 Assists/game: 0.5  
 Turnovers/game: 0.9  
 Assist/turnover ratio: 1.0  
 Steals/game: 0.2

#### CAREER STATISTICS

YEAR	G/GS	FG-A	PCT	3-PT	PCT	FT-A	PCT	RB	AVG	PF-FO	AS	TO	BK	ST	PTS	AVG
Fresh.	18/0	6-14	.429	0-2	.000	5-12	.417	12	0.7	10-0	9	9	0	2	17	0.9



# IOWA HAWKEYE BASKETBALL

## Updated Iowa Player Bio

### Roy Devyn Marble



# 4

**Jr., 6-6, 194, Guard/Forward**  
**Southfield, Mich.**  
**Lathrup HS**

- Father Roy, is a three-time all-Big Ten performer and Iowa MVP, and Iowa's all-time leading scorer
- Team co-captain
- Third team All-Big Ten honoree and third team all-conference selection by College Sports Madness
- Ranks 34th in Iowa career scoring and became first Big Ten father/son duo to amass 1,000+ career points
- Sixth Hawkeye to amass 1,000+ points, 300+ rebounds and 200+ assists as a junior
- Totaled 20/5/5 in three games, two of which came in NIT games (Oregon in 2012, Indiana State in 2013)
- More than doubled his 3-point production from last year
- Missed Iowa's game vs. Michigan State after suffering a sprained ankle in practice on Jan. 7
- Cancun Challenge All-Tournament team
- Recognized as College Sports Madness' Big Ten Player of the Week (Dec. 17)
- Led or shared the team in scoring in 10 of the last 12 games
- Averaged 18.3 points the last 12 games after averaging one point the previous two contests
- Ranks first in team scoring (14.8) and eighth in the Big Ten
- Ranks second on the team in assists (100)
- Scored game-high 22 points on 9-of-15 shooting against Howard
- Had 18 points, seven boards and a game-high seven assists against Virginia Tech
- Had 14 points, eight rebounds and three assists against South Dakota
- Poured in a game and season-high 30 points, bolstered by a personal-best 14-19 shooting at the foul line, in victory over UNI
- The 19 free-throw attempts vs. UNI ties for the 10th most in a single-game by a Hawkeye
- Poured in a game-high 27 points, bolstered by a season-high 6-of-8 shooting from 3-point range, in only 22 minutes of action in win over South Carolina State
- Netted 12 of his 14 points from the free throw line, and grabbed a team and career-best nine rebounds in home game against #5 Indiana

### 2012-13 Game-by-Game

Opponent	Date	gs	min	Total		3-Pointers		Free throws		Rebounds				pf	a	t/o	blk	stl	pts	avg	
				fg-fga	pct	3fg-fga	pct	ft-fa	pct	off	def	tot	avg								
UTPA	11/09/12	*	23	4-12	.333	0-2	.000	3-4	.750	0	2	2	2.0	1	4	0	0	1	11	11.0	
CENTRAL MICHIGAN	11/12/12	*	40	6-15	.400	2-4	.500	4-7	.571	2	4	6	4.0	2	3	2	0	0	18	14.5	
HOWARD	11/15/12	*	29	9-15	.600	2-5	.400	2-4	.500	1	1	2	3.3	1	2	2	1	1	22	17.0	
GARDNER-WEBB	11/17/12	*	33	4-10	.400	1-3	.333	2-2	1.000	0	4	4	3.5	2	3	5	0	3	11	15.5	
vs Western Kentucky	11/20/12	*	33	3-5	.600	0-0	.000	4-4	1.000	0	1	1	3.0	1	4	3	0	0	10	14.4	
vs Wichita State	11/21/12	*	36	4-12	.333	2-2	1.000	1-2	.500	3	1	4	3.2	2	2	5	0	0	11	13.8	
at Virginia Tech	11/27/12	*	35	9-16	.563	0-4	.000	0-0	.000	1	6	7	3.7	1	7	4	0	0	18	14.4	
A&M-CORPUS CHRISTI	12/01/12	*	23	5-7	.714	3-3	1.000	2-2	1.000	0	5	5	3.9	1	3	1	0	2	15	14.5	
SOUTH DAKOTA	12/04/12	*	30	5-14	.357	0-3	.000	4-4	1.000	2	6	8	4.3	1	3	2	0	2	14	14.4	
IOWA STATE	12/07/12	*	37	2-10	.200	0-4	.000	2-2	1.000	1	3	4	4.3	1	2	1	0	3	6	13.6	
vs UNI	12/15/12	*	37	6-14	.429	4-9	.444	14-19	.737	0	4	4	4.3	2	2	1	2	0	30	15.1	
SOUTH CAROLINA STAT	12/19/12	*	22	8-13	.615	6-8	.750	5-6	.833	0	2	2	4.1	1	1	0	0	0	27	16.1	
COPPIN STATE	12/22/12	*	24	4-9	.444	0-4	.000	3-4	.750	1	4	5	4.2	1	2	3	1	0	11	15.7	
INDIANA	12/31/12	*	33	1-14	.071	0-4	.000	12-13	.923	1	8	9	4.5	2	2	1	0	1	14	15.6	
at Michigan	01/06/13	*	28	4-9	.444	3-6	.500	3-3	1.000	0	2	2	4.3	1	1	0	0	0	14	15.5	
at Northwestern	01/13/13	*	30	4-8	.500	0-1	.000	0-0	.000	0	3	3	4.3	1	5	2	0	0	8	15.0	
WISCONSIN	01/19/13	*	27	4-8	.500	1-2	.500	4-6	.667	1	4	5	4.3	0	2	3	0	1	13	14.9	
at Ohio State	01/22/13	*	30	2-11	.182	1-4	.250	3-6	.500	3	0	3	4.2	2	3	0	0	1	8	14.5	
at Purdue	01/27/13	*	34	2-11	.182	0-3	.000	8-9	.889	1	1	2	4.1	1	3	1	0	1	12	14.4	
PENN STATE	01/31/13	*	32	3-10	.300	1-6	.167	1-2	.500	0	2	2	4.0	0	5	1	0	2	8	14.1	
at Minnesota	02/03/13	*	17	0-2	.000	0-2	.000	0-0	.000	0	3	3	4.0	2	3	0	0	0	0	13.4	
at Wisconsin	02/06/13	*	18	1-10	.100	0-2	.000	0-0	.000	1	3	4	4.0	2	1	1	0	0	2	12.9	
NORTHWESTERN	02/09/13	*	30	8-13	.615	1-3	.333	4-4	1.000	1	4	5	4.0	0	5	3	0	1	21	13.2	
at Penn State	02/14/13	*	31	6-12	.500	1-5	.200	9-11	.818	1	2	3	4.0	4	3	2	1	0	22	13.6	
MINNESOTA	02/17/13	*	36	3-9	.333	2-4	.500	7-8	.875	1	3	4	4.0	1	2	4	0	3	15	13.6	
at Nebraska	02/23/13	*	32	7-14	.500	2-4	.500	2-2	1.000	0	1	1	3.8	2	0	2	0	1	18	13.8	
PURDUE	02/27/13	*	29	6-13	.462	2-4	.500	4-4	1.000	1	2	3	3.8	2	4	3	0	1	18	14.0	
at Indiana	03/02/13	*	34	7-15	.467	1-4	.250	5-6	.833	2	4	6	3.9	3	2	2	1	1	20	14.2	
ILLINOIS	03/05/13	*	34	5-12	.417	1-3	.333	10-10	1.000	1	5	6	4.0	2	4	3	0	1	21	14.4	
NEBRASKA	03/09/13	*	28	2-9	.222	2-5	.400	0-0	.000	0	3	3	3.9	1	3	4	1	0	6	14.1	
vs Northwestern	03/14/13	*	33	4-12	.333	2-6	.333	9-12	.750	1	5	6	4.0	0	1	1	0	2	19	14.3	
vs Michigan State	03/15/13	*	27	3-9	.333	2-6	.333	0-1	.000	0	3	3	4.0	3	4	4	1	2	8	14.1	
INDIANA STATE	03/20/13	*	34	7-15	.467	2-5	.400	8-10	.800	2	3	5	4.0	0	6	1	0	4	24	14.4	
STONY BROOK	03/22/13	*	35	9-18	.500	2-6	.333	8-11	.727	1	1	2	3.9	0	5	1	0	2	28	14.8	
Totals			34	1034	157-386	.407	46-136	.338	143-178	.803	29	105	134	3.9	46	100	71	8	36	503	14.8

Games played: 34  
 Minutes/game: 30.4  
 Points/game: 14.8  
 FG Pct: 40.7  
 3FG Pct: 33.8  
 FT Pct: 80.3

Rebounds/game: 3.9  
 Assists/game: 2.9  
 Turnovers/game: 2.1  
 Assist/turnover ratio: 1.4  
 Steals/game: 1.1  
 Blocks/game: 0.2

- Led team in assists (5) to go along with eight points in win at Northwestern
- Dished out a game-high five assists in home victory over Penn State matching his season high against Big Ten competition
- Tallied a game-high 21 points and five assists in home win over Northwestern
- Team-high 22 points in road victory at Penn State
- Shared game-high scoring honors with 15 points in home win over Minnesota
- Tallied a game-high 18 points at Nebraska
- Shared game-high scoring honors with 18 points in home victory over Purdue
- Netted 20 points at #1 Indiana, marking the sixth time this year Marble scored 20 points or more
- Posted team highs in scoring (21), rebounds (6) and assists (4) in win over Illinois
- Tallied 19 points and 6 rebounds vs. Northwestern in BIG tourney

- Poured in 24 points, five rebounds, six assists and four steals in NIT win over Indiana State
- Scored a game-high 28 points and had five assists in NIT victory over Stony Brook

#### Personal Bests

**Points:** 31 at Oregon, 3/18/12  
**Rebounds:** 9 vs. Indiana, 12/31/12  
**FGM:** 10 at Oregon, 3/18/12  
**FGA:** 15, 3x, last vs. Indiana State, 3/20/13  
**3-pt FG:** 7 at Oregon, 3/18/12  
**3-pt FGA:** 8, 2x, last vs. SC State, 12/19/12  
**FTM:** 14 vs. UNI, 12/15/12  
**FTA:** 19 vs. UNI, 12/15/12  
**Assists:** 8 vs. Wisconsin, 2/23/12  
**Steals:** 4, 3x, last vs. Indiana State, 3/20/13  
**Blocks:** 3 vs. Boise State, 12/22/11  
**Minutes:** 40, 2x, last vs. C. Michigan, 11/12/12

#### CAREER STATISTICS

YEAR	G/GS	FG-A	PCT	3-PT	PCT	FT-A	PCT	RB	AVG	PF-FO	AS	TO	BK	ST	PTS	AVG
Fresh.	31/6	66-174	.379	11-41	.268	35-66	.530	74	2.4	41-0	41	34	2	21	178	5.7
Soph.	35/27	139-319	.436	22-56	.393	102-141	.723	133	3.8	57-0	126	61	14	53	402	11.5
Junior	34/34	157-386	.407	46-136	.338	143-178	.803	134	3.9	46-0	100	71	8	36	503	14.8
<b>TOTALS</b>	<b>100/67</b>	<b>362-879</b>	<b>.412</b>	<b>79-233</b>	<b>.339</b>	<b>280-385</b>	<b>.727</b>	<b>341</b>	<b>3.4</b>	<b>144-0</b>	<b>267</b>	<b>166</b>	<b>24</b>	<b>110</b>	<b>1083</b>	<b>10.8</b>



# IOWA HAWKEYE BASKETBALL

## Updated Iowa Player Bio

### Eric May



# 25

**Sr., 6-5, 219, Guard/Forward**  
**Dubuque, Iowa**  
**Wahlert HS**

- Two-time Academic All-Big Ten honoree
- 2013 Iowa men's basketball Big Ten Sportsmanship Award honoree
- Team co-captain
- Iowa's only scholarship senior on the team
- Led or shared the team in steals eight times, rebounding five times, and assists four times
- Posted his best offensive rebound average, assist rate, turnover rate and free throw percentage of his career this season
- Started for the first time this year vs. #18 Michigan State, grabbing a season-high seven boards and scoring five points in a season-high 32 minutes of action
- Made at least one 3-pointer in three of the last four games
- Netted double figures four times
- Pulled down two rebounds or more in all but three games this season
- Scored eight points or more in three games, including both at Cancun Challenge
- Had four points, four rebounds and two steals in win over Central Michigan
- Averaged 10.5 points and six rebounds in two Cancun Challenge games
- Posted career bests in free throws made (9) and attempted (10) against Wichita State
- Credited with a career-high seven assists in win over UNI
- Netted 12 points and tied a season high with seven boards at #1 Indiana
- Tallied seven points and had two assists in win at Northwestern
- Netted eight points at #14 Ohio State
- Recorded seven points, three boards and three assists in home victory over Penn State
- Had two steals and scored five points, including a clutch traditional 3-point play down the stretch, at Minnesota

### 2012-13 Game-by-Game

Opponent	Date	gs	min	Total		3-Pointers		Free throws		Rebounds				pf	a	t/o	blk	stl	pts	avg
				fg-fga	pct	3fg-fga	pct	ft-fga	pct	off	def	tot	avg							
UTPA	11/09/12	24	2-3	.667	0-0	.000	2-2	1.000	1	4	5	5.0	0	2	1	0	1	6	6.0	
CENTRAL MICHIGAN	11/12/12	21	2-2	1.000	0-0	.000	0-0	.000	0	4	4	4.5	2	1	2	0	2	4	5.0	
HOWARD	11/15/12	14	3-5	.600	0-1	.000	2-2	1.000	0	2	2	3.7	1	0	1	0	1	8	6.0	
GARDNER-WEBB	11/17/12	12	0-0	.000	0-0	.000	2-4	.500	1	1	2	3.3	1	2	0	0	0	2	5.0	
vs Western Kentucky	11/20/12	28	3-7	.429	0-0	.000	2-3	.667	0	6	6	3.8	2	1	1	1	0	8	5.6	
vs Wichita State	11/21/12	23	2-6	.333	0-1	.000	9-10	.900	2	4	6	4.2	1	0	1	0	0	13	6.8	
at Virginia Tech	11/27/12	15	0-2	.000	0-1	.000	0-0	.000	1	2	3	4.0	4	1	1	0	1	0	5.9	
A&M-CORPUS CHRISTI	12/01/12	11	0-2	.000	0-1	.000	0-0	.000	2	2	4	4.0	0	2	0	0	1	0	5.1	
SOUTH DAKOTA	12/04/12	15	1-4	.250	0-0	.000	1-2	.500	2	1	3	3.9	2	0	1	0	1	3	4.9	
IOWA STATE	12/07/12	8	1-3	.333	0-1	.000	0-0	.000	2	0	2	3.7	1	2	0	0	1	2	4.6	
vs UNI	12/15/12	24	1-2	.500	0-0	.000	0-0	.000	2	1	3	3.6	3	7	0	0	0	2	4.4	
SOUTH CAROLINA STAT	12/19/12	11	2-4	.500	1-1	1.000	0-0	.000	0	0	0	3.3	2	0	1	0	0	0	5.4	
COPPIN STATE	12/22/12	16	1-3	.333	0-1	.000	1-3	.333	3	1	4	3.4	0	3	0	0	2	3	4.3	
INDIANA	12/31/12	6	0-0	.000	0-0	.000	0-0	.000	1	1	2	3.3	0	0	1	0	0	0	4.0	
at Michigan	01/06/13	16	0-3	.000	0-1	.000	0-0	.000	0	3	3	3.3	1	2	1	0	0	0	3.7	
MICHIGAN STATE	01/10/13	*	32	2-6	.333	1-2	.500	0-0	.000	1	6	7	3.5	1	1	1	0	0	5	3.8
at Northwestern	01/13/13	23	3-5	.600	0-0	.000	1-1	1.000	1	1	2	3.4	1	2	0	0	0	7	4.0	
WISCONSIN	01/19/13	25	2-4	.500	0-0	.000	0-0	.000	2	3	5	3.5	2	1	0	0	0	2	4.4	
at Ohio State	01/22/13	21	3-6	.500	2-3	.667	0-0	.000	1	2	3	3.5	2	1	0	0	0	8	4.2	
at Purdue	01/27/13	16	1-3	.333	0-0	.000	0-0	.000	2	3	5	3.6	2	3	1	1	1	2	4.1	
PENN STATE	01/31/13	15	3-5	.600	0-2	.000	1-2	.500	2	1	3	3.5	1	3	0	0	1	7	4.2	
at Minnesota	02/03/13	24	2-3	.667	0-1	.000	1-1	1.000	1	0	1	3.4	3	1	0	1	2	5	4.3	
at Wisconsin	02/06/13	33	3-3	1.000	0-0	.000	0-0	.000	1	6	7	3.6	3	3	3	0	0	6	4.3	
NORTHWESTERN	02/09/13	17	2-2	1.000	0-0	.000	2-2	1.000	0	1	1	3.5	2	2	1	0	1	6	4.4	
at Penn State	02/14/13	22	2-4	.500	1-1	1.000	2-2	1.000	1	3	4	3.5	2	1	2	1	1	7	4.5	
MINNESOTA	02/17/13	24	3-5	.600	1-1	1.000	3-3	1.000	2	5	7	3.6	4	1	0	0	2	10	4.7	
at Nebraska	02/23/13	24	4-6	.667	2-3	.667	0-0	.000	1	2	3	3.6	0	1	1	1	3	10	4.9	
PURDUE	02/27/13	21	1-4	.250	0-0	.000	0-1	.000	2	3	5	3.6	0	1	0	1	1	2	4.8	
at Indiana	03/02/13	30	4-9	.444	0-2	.000	4-4	1.000	4	3	7	3.8	2	0	0	0	1	12	5.1	
ILLINOIS	03/05/13	*	26	1-3	.333	0-1	.000	0-0	.000	0	4	4	3.8	2	2	1	0	2	5.0	
NEBRASKA	03/09/13	*	27	1-5	.200	0-2	.000	0-1	.000	1	5	6	3.8	0	6	1	0	1	2	4.9
vs Northwestern	03/14/13	26	3-3	1.000	1-1	1.000	0-1	.000	1	2	3	3.8	4	5	0	1	1	7	4.9	
vs Michigan State	03/15/13	23	1-2	.500	0-0	.000	0-0	.000	1	3	4	3.8	1	0	0	0	2	2	4.8	
INDIANA STATE	03/20/13	30	1-4	.250	1-2	.500	2-3	.667	0	2	2	3.8	2	1	0	0	2	5	4.9	
STONY BROOK	03/22/13	*	30	1-5	.200	1-1	1.000	1-2	.500	0	4	4	3.8	4	4	0	0	0	4	4.8
Totals		4	733	61-133	.459	11-30	.367	36-49	.735	41	91	132	3.8	58	62	23	8	31	169	4.8

Games played: 35  
 Minutes/game: 20.9  
 Points/game: 4.8  
 FG Pct: 45.9  
 3FG Pct: 36.7  
 FT Pct: 73.5

Rebounds/game: 3.8  
 Assists/game: 1.8  
 Turnovers/game: 0.7  
 Assist/turnover ratio: 2.7  
 Steals/game: 0.9  
 Blocks/game: 0.2

- Grabbed seven rebounds and shot 3-3 from field for six points in double-overtime game at Wisconsin
- Totaled seven points, four rebounds, one block, one steal and one assist in road win at Penn State
- Led team in rebounding (7) and scored 10 points, which is a season high against Big Ten competition, in home win over Minnesota
- Tallied 10 points on 4-6 shooting from the field, including 2-3 from 3-point range at Nebraska
- Posted seven points, three rebounds and five assists in B1G Tourney win vs. Northwestern
- Had five points, two rebounds and two steals in NIT win over Indiana State
- Registered four points, four rebounds and four assists in NIT victory over Stony Brook

#### Personal Bests

- Points:** 20, 2x, last vs. NC A&T, 11/14/11
- Rebounds:** 11 vs. Prairie View A&M, 12/5/09
- FGM:** 8, 2x, last at Wake Forest, 11/30/10
- FGA:** 16 vs. South Dakota State, 11/14/10
- 3-pt FG:** 5 vs. Ohio State, 1/27/10
- 3-pt FGA:** 10 vs. Ohio State, 1/27/10
- FTM:** 9 vs. Wichita State, 11/21/12
- FTA:** 10 vs. Wichita State, 11/21/12
- Assists:** 7 vs. UNI, 12/15/12
- Steals:** 7 vs. SIUE, 11/26/10
- Blocks:** 3, 3x, last at Michigan, 1/30/10
- Minutes:** 43 vs. Michigan, 2/16/10

#### CAREER STATISTICS

YEAR	G/GS	FG-A	PCT	3-PT	PCT	FT-A	PCT	RB	AVG	PF-FO	AS	TO	BK	ST	PTS	AVG
Fresh.	32/23	104-259	.402	41-143	.287	38-57	.667	147	4.6	74-1	44	59	26	34	287	9.0
Soph.	30/25	88-204	.423	26-66	.394	32-53	.604	88	2.9	41-1	38	60	9	38	234	7.8
Junior	33/21	56-146	.384	14-41	.341	15-24	.625	79	2.4	44-1	33	31	7	21	141	4.3
Senior	35/4	61-133	.459	11-30	.367	36-49	.735	132	3.8	58-0	62	23	8	31	169	4.8
TOTALS	130/73	309-746	.414	92-280	.329	121-183	.661	446	3.4	217-3	177	173	50	124	831	6.4



# IOWA HAWKEYE BASKETBALL

## Updated Iowa Player Bio

### Zach McCabe



# 15

**Jr., 6-7, 235, Forward**  
**Sioux City, Iowa**  
**Bishop Heelan HS**

- Ranks fourth on the team in made 3-pointers (28), fifth in steals (29), and sixth in rebounds (3.7)
- Netted eight points in each of Iowa's two NIT games
- Scored 14 points and grabbed eight rebounds in opening win vs. UTPA
- Tallied seven points, three boards and an assists against A&M-CC
- Had six boards to go along with five points against South Dakota
- Recorded nine points in only 11 minutes of action in victory over South Carolina State
- Led team in rebounding (8) in win over Coppin State
- Led the team in scoring for the first time this season when he netted a season-high 15 points to go along with seven boards vs. #18 Michigan State
- Led the team in steals at Purdue
- Matched a career high with four steals in home victory over Penn State
- Reached double figures for the second time in Big Ten play with 10 points at #23 Minnesota
- Scored 10 points in double-overtime game at Wisconsin, posting double figures for second-straight game and third time in conference play
- Cleared eight rebounds and two assists vs. Northwestern in B1G tourney
- Had eight crucial points, all in the second half, and three rebounds in NIT win over Indiana State
- Tallied eight points in NIT victory over Stony Brook

### 2012-13 Game-by-Game

Opponent	Date	gs	min	Total		3-Pointers		Free throws		Rebounds				pf	a	t/o	blk	stl	pts	avg	
				fg-fga	pct	3fg-fga	pct	ft-fga	pct	off	def	tot	avg								
UTPA	11/09/12	*	21	5-9	.556	4-4	1.000	0-0	.000	2	6	8	8.0	2	1	2	0	2	14	14.0	
CENTRAL MICHIGAN	11/12/12	*	10	0-3	.000	0-2	.000	0-0	.000	1	0	1	4.5	4	1	1	0	0	0	7.0	
HOWARD	11/15/12	*	17	2-2	1.000	1-1	1.000	0-0	.000	0	3	3	4.0	1	2	2	0	0	5	6.3	
GARDNER-WEBB	11/17/12	*	24	2-10	.200	2-6	.333	2-4	.500	2	4	6	4.5	2	3	1	2	2	8	6.8	
vs Western Kentucky	11/20/12	*	21	2-8	.250	1-4	.250	4-5	.800	3	2	5	4.6	5	0	3	0	2	9	7.2	
vs Wichita State	11/21/12	*	13	0-3	.000	0-1	.000	0-0	.000	0	1	1	4.0	4	0	1	0	0	0	6.0	
at Virginia Tech	11/27/12	*	19	2-5	.400	0-2	.000	0-0	.000	2	2	4	4.0	3	3	0	0	0	4	5.7	
A&M-CORPUS CHRISTI	12/01/12		12	3-9	.333	1-5	.200	0-0	.000	2	1	3	3.9	1	1	1	0	0	7	5.9	
SOUTH DAKOTA	12/04/12		12	2-8	.250	1-5	.200	0-0	.000	1	5	6	4.1	2	0	1	1	0	5	5.8	
IOWA STATE	12/07/12		10	2-2	1.000	0-0	.000	0-0	.000	2	0	2	3.9	3	0	1	0	0	4	5.6	
vs UNI	12/15/12		20	2-7	.286	1-4	.250	0-1	.000	0	5	5	4.0	3	2	0	0	1	5	5.5	
SOUTH CAROLINA STAT	12/19/12		11	3-5	.600	1-3	.333	2-2	1.000	0	2	2	3.8	2	0	0	0	1	9	5.8	
COPPIN STATE	12/22/12		10	1-3	.333	0-2	.000	2-2	1.000	3	5	8	4.2	0	1	0	1	0	1	4	5.7
INDIANA	12/31/12		18	1-6	.167	0-4	.000	2-2	1.000	1	1	2	4.0	2	0	0	0	2	4	5.6	
at Michigan	01/06/13		13	3-6	.500	0-1	.000	0-0	.000	1	0	1	3.8	3	1	1	0	1	6	5.6	
MICHIGAN STATE	01/10/13		24	6-9	.667	3-6	.500	0-0	.000	1	6	7	4.0	3	2	3	0	0	15	6.2	
at Northwestern	01/13/13		16	3-5	.600	0-1	.000	1-2	.500	0	5	5	4.1	2	1	0	0	1	7	6.2	
WISCONSIN	01/19/13		16	1-2	.500	0-0	.000	0-0	.000	1	0	1	3.9	0	0	0	1	0	2	6.0	
at Ohio State	01/22/13		15	2-4	.500	0-1	.000	4-7	.571	0	2	2	3.8	4	1	1	0	1	8	6.1	
at Purdue	01/27/13		24	1-5	.200	0-2	.000	0-0	.000	0	4	4	3.8	3	2	1	1	2	2	5.9	
PENN STATE	01/31/13		12	1-2	.500	1-2	.500	2-2	1.000	0	3	3	3.8	2	2	2	0	4	5	5.9	
at Minnesota	02/03/13		19	3-6	.500	3-5	.600	1-2	.500	0	0	0	3.6	4	1	0	0	1	10	6.0	
at Wisconsin	02/06/13		27	3-8	.375	1-4	.250	3-4	.750	1	3	4	3.6	2	2	1	0	1	10	6.2	
NORTHWESTERN	02/09/13		13	2-3	.667	1-1	1.000	1-2	.500	1	2	3	3.6	2	1	2	0	0	6	6.2	
at Penn State	02/14/13		9	1-4	.250	0-1	.000	0-0	.000	1	2	3	3.6	4	1	0	0	0	2	6.0	
MINNESOTA	02/17/13		17	1-4	.250	1-3	.333	7-7	1.000	0	5	5	3.6	2	1	2	0	2	10	6.2	
at Nebraska	02/23/13		23	0-4	.000	0-2	.000	2-2	1.000	3	3	6	3.7	3	2	1	0	1	2	6.0	
PURDUE	02/27/13		16	1-5	.200	1-4	.250	0-0	.000	2	1	3	3.7	3	0	1	0	2	3	5.9	
at Indiana	03/02/13		3	0-1	.000	0-1	.000	0-0	.000	0	2	2	3.6	4	0	1	0	0	0	5.7	
ILLINOIS	03/05/13		18	1-3	.333	0-1	.000	1-2	.500	1	4	5	3.7	0	3	1	0	0	3	5.6	
NEBRASKA	03/09/13		18	2-3	.667	0-0	.000	2-2	1.000	2	1	3	3.6	4	3	1	0	1	6	5.6	
vs Northwestern	03/14/13		13	1-6	.167	0-0	.000	1-2	.500	4	4	8	3.8	1	2	0	0	0	3	5.6	
vs Michigan State	03/15/13		12	2-3	.667	1-2	.500	2-2	1.000	1	1	2	3.7	4	0	0	0	0	7	5.6	
INDIANA STATE	03/20/13		13	2-8	.250	2-5	.400	2-2	1.000	1	2	3	3.7	3	1	0	0	0	8	5.7	
STONY BROOK	03/22/13		10	3-5	.600	2-3	.667	0-0	.000	1	2	3	3.7	3	1	3	0	1	8	5.7	
Totals			7	549	66-176	.375	28-88	.318	41-54	.759	40	89	129	3.7	90	40	35	5	29	201	5.7

Games played: 35  
 Minutes/game: 15.7  
 Points/game: 5.7  
 FG Pct: 37.5  
 3FG Pct: 31.8  
 FT Pct: 75.9

Rebounds/game: 3.7  
 Assists/game: 1.1  
 Turnovers/game: 1.0  
 Assist/turnover ratio: 1.1  
 Steals/game: 0.8  
 Blocks/game: 0.1

### Personal Bests

- Points:** 20, 3x, last vs. Dayton, 3/13/12
- Rebounds:** 10 vs. Minnesota, 2/1/12
- FGM:** 9, 2x, last vs. Dayton, 3/13/12
- FGA:** 13, 2x, last at Purdue, 1/17/12
- 3-pt FG:** 4 vs. SIUE, 11/26/10
- 3-pt FGA:** 7 vs. SIUE, 11/26/10
- FTM:** 7 vs. Minnesota, 2/17/13
- FTA:** 7, 3x, last vs. Minnesota, 2/17/13
- Assists:** 4 vs. Minnesota, 2/1/12
- Steals:** 4, 5x, last vs. Penn State, 1/31/13
- Blocks:** 2, at Penn State, 2/16/12
- Minutes:** 36 at Purdue, 1/17/12

### CAREER STATISTICS

YEAR	G/GS	FG-A	PCT	3-PT	PCT	FT-A	PCT	RB	AVG	PF-FO	AS	TO	BK	ST	PTS	AVG
Fresh.	31/2	59-169	.349	24-84	.286	37-46	.804	111	3.6	69-3	24	48	1	22	179	5.8
Soph.	35/30	99-200	.495	22-49	.449	53-71	.746	161	4.6	119-7	36	60	9	29	273	7.8
Junior	35/7	66-176	.375	28-88	.318	41-54	.759	129	3.7	90-1	40	35	5	29	201	5.7
<b>TOTALS</b>	<b>101/39</b>	<b>224-545</b>	<b>.411</b>	<b>74-221</b>	<b>.335</b>	<b>131-171</b>	<b>.766</b>	<b>401</b>	<b>4.0</b>	<b>278-11</b>	<b>100</b>	<b>143</b>	<b>15</b>	<b>80</b>	<b>653</b>	<b>6.5</b>



# IOWA HAWKEYE BASKETBALL

## Updated Iowa Player Bio

### Kyle Meyer

### 2012-13 Game-by-Game



# 42

**Fr., 6-10, 229, Forward**  
**Alpharetta, Ga.**  
**Northview HS**

- Will red-shirt his freshman season

#### Personal Bests

Points: ---  
 Rebounds: ---  
 FGM: ---  
 FGA: ---  
 3-pt FG: ---  
 3-pt FGA: ---  
 FTM: ---  
 FTA: ---  
 Assists: ---  
 Steals: ---  
 Blocks: ---  
 Minutes: ---

CAREER STATISTICS																
YEAR	G/GS	FG-A	PCT	3-PT	PCT	FT-A	PCT	RB	AVG	PF-FO	AS	TO	BK	ST	PTS	AVG
Fresh.	0/0	0-0	.000	0-0	.000	0-0	.000	0	0.0	0-0	0	0	0	0	0	0.0



# IOWA HAWKEYE BASKETBALL

## Updated Iowa Player Bio

### Josh Oglesby



# 2

**So., 6-5, 202, Guard**  
**Cedar Rapids, Iowa**  
**Washington HS**

- Started two games this season (Purdue and Indiana)
- Ranks second on the team in 3-pointers made (40)
- Forty of his 50 field goals have come from long distance
- Seventy-three percent of his offense has come from long distance (117-of-159 points)
- Has made two triples or more 12 times this season
- Sank at least one triple in each of the last six contests
- Netted double figures six times this year
- Did not play against SC State (Dec. 19) due to injury
- Scored a game-high 13 points against Gardner-Webb with three 3-pointers and four free throws
- Scored all 12 points via four 3-pointers in the first half while also blocking a career-best two shots and matching a career high with five rebounds vs. Wichita State
- Went 3-of-6 behind the arc to score nine points at Virginia Tech
- Had 12 points and two assists against A&M-CC
- Tallied eight second-half points and tied career high with two steals in victory over Iowa State
- Made two 3-pointers in home game against #5 Indiana
- Equaled a season-high with four 3-pointers, all in the second half, in road win at Northwestern
- Netted eight points, most since the Northwestern game on Jan. 13, along with tying a personal best with two steals at #23 Minnesota
- Recorded 10 points in home win over Northwestern

### 2012-13 Game-by-Game

Opponent	Date	gs	min	Total		3-Pointers		Free throws		Rebounds				pf	a	t/o	blk	stl	pts	avg
				fg-fga	pct	3fg-fga	pct	ft-fa	pct	off	def	tot	avg							
UTPA	11/09/12	14	1-5	.200	1-5	.200	1-2	.500	0	0	0	0	0	0	0	0	0	0	4	4.0
CENTRAL MICHIGAN	11/12/12	6	0-2	.000	0-2	.000	0-0	.000	0	0	0	0	0	0	0	0	1	0	2.0	
HOWARD	11/15/12	13	0-5	.000	0-5	.000	0-0	.000	0	1	1	0.3	1	0	0	0	0	0	1.3	
GARDNER-WEBB	11/17/12	20	3-6	.500	3-6	.500	4-5	.800	1	0	1	0.5	2	0	2	0	0	13	4.3	
vs Western Kentucky	11/20/12	11	0-3	.000	0-2	.000	0-1	.000	0	1	1	0.6	0	0	0	0	0	3.4		
vs Wichita State	11/21/12	21	4-11	.364	4-8	.500	0-0	.000	0	5	5	1.3	2	1	1	2	0	12	4.8	
at Virginia Tech	11/27/12	16	3-6	.500	3-6	.500	0-0	.000	0	0	0	1.1	2	0	0	0	0	9	5.4	
A&M-CORPUS CHRISTI	12/01/12	24	4-9	.444	2-6	.333	2-2	1.000	1	1	2	1.3	0	2	2	0	0	12	6.3	
SOUTH DAKOTA	12/04/12	15	0-3	.000	0-3	.000	0-0	.000	0	0	0	1.1	0	1	1	0	0	5.6		
IOWA STATE	12/07/12	20	3-6	.500	2-5	.400	0-0	.000	1	1	2	1.2	0	2	2	0	2	8	5.8	
vs UNI	12/15/12	19	2-4	.500	2-4	.500	0-0	.000	0	2	2	1.3	0	2	1	0	1	6	5.8	
COPPIN STATE	12/22/12	13	1-6	.167	0-5	.000	0-0	.000	0	2	2	1.3	0	2	0	0	0	2	5.5	
INDIANA	12/31/12	19	2-5	.400	2-5	.400	0-0	.000	0	4	4	1.5	0	2	1	0	1	6	5.5	
at Michigan	01/06/13	21	1-6	.167	0-4	.000	0-0	.000	0	0	0	1.4	0	3	0	0	0	2	5.3	
MICHIGAN STATE	01/10/13	11	0-4	.000	0-3	.000	0-0	.000	1	2	3	1.5	0	1	0	0	0	4	4.9	
at Northwestern	01/13/13	20	5-11	.455	4-9	.444	0-0	.000	0	1	1	1.5	1	4	0	0	1	14	5.5	
WISCONSIN	01/19/13	13	1-5	.200	0-2	.000	0-0	.000	0	1	1	1.5	0	0	1	0	0	2	5.3	
at Ohio State	01/22/13	10	0-0	.000	0-0	.000	0-0	.000	0	0	0	1.4	0	0	1	0	0	0	5.0	
at Purdue	01/27/13	13	0-5	.000	0-3	.000	0-0	.000	0	2	2	1.4	0	1	1	0	0	4	4.7	
PENN STATE	01/31/13	11	1-5	.200	1-5	.200	0-0	.000	0	0	0	1.4	1	0	1	0	0	3	4.7	
at Minnesota	02/03/13	21	3-11	.273	2-8	.250	0-0	.000	0	1	1	1.3	0	3	0	0	2	8	4.8	
at Wisconsin	02/06/13	25	3-11	.273	3-11	.273	0-0	.000	0	3	3	1.4	1	1	0	0	0	9	5.0	
NORTHWESTERN	02/09/13	24	2-6	.333	2-5	.400	4-5	.800	0	3	3	1.5	0	2	2	0	0	10	5.2	
at Penn State	02/14/13	14	2-8	.250	1-6	.167	0-0	.000	0	1	1	1.5	2	1	0	0	0	5	5.2	
MINNESOTA	02/17/13	8	0-0	.000	0-0	.000	0-0	.000	0	0	0	1.4	0	0	0	0	0	5.0		
at Nebraska	02/23/13	14	0-5	.000	0-3	.000	0-0	.000	0	4	4	1.5	0	1	0	0	1	0	4.8	
PURDUE	02/27/13	* 21	1-5	.200	1-3	.333	2-3	.667	0	4	4	1.6	1	1	0	0	1	5	4.8	
at Indiana	03/02/13	* 27	0-4	.000	0-3	.000	2-2	1.000	0	1	1	1.6	0	3	1	0	0	2	4.7	
ILLINOIS	03/05/13	24	3-9	.333	2-7	.286	2-2	1.000	0	2	2	1.6	2	0	1	1	0	10	4.9	
NEBRASKA	03/09/13	14	1-4	.250	1-4	.250	0-0	.000	0	0	0	1.5	0	0	0	0	0	3	4.8	
vs Northwestern	03/14/13	14	1-3	.333	1-3	.333	0-0	.000	0	2	2	1.5	2	1	0	0	0	3	4.8	
vs Michigan State	03/15/13	18	1-5	.200	1-4	.250	2-2	1.000	0	0	0	1.5	0	1	0	0	0	5	4.8	
INDIANA STATE	03/20/13	24	1-3	.333	1-2	.500	0-0	.000	0	1	1	1.5	0	1	0	0	0	3	4.7	
STONY BROOK	03/22/13	12	1-2	.500	1-2	.500	0-0	.000	0	0	0	1.4	1	0	0	0	0	3	4.7	
Totals		2	570	50-183	.273	40-149	.268	19-24	.792	4	45	49	1.4	18	36	18	3	10	159	4.7

Games played: 34  
 Minutes/game: 16.8  
 Points/game: 4.7  
 FG Pct: 27.3  
 3FG Pct: 26.8  
 FT Pct: 79.2

Rebounds/game: 1.4  
 Assists/game: 1.1  
 Turnovers/game: 0.5  
 Assist/turnover ratio: 2.0  
 Steals/game: 0.3  
 Blocks/game: 0.1

- Scored 10 points, sinking two crucial 3-pointers late to stretch Iowa's lead, in a win over Illinois

#### Personal Bests

**Points:** 24 at Indiana, 1/29/12  
**Rebounds:** 5, 2x, last vs. Wichita State, 11/21/12  
**FGM:** 8 at Indiana, 1/29/12  
**FGA:** 12 at Indiana, 1/29/12  
**3-pt FG:** 6 at Indiana, 1/29/12  
**3-pt FGA:** 8 at Indiana, 1/29/12  
**FTM:** 5 vs. Indiana, 2/19/12  
**FTA:** 6 vs. Indiana, 2/19/12  
**Assists:** 4 2x, last vs. Northwestern, 1/13/13  
**Steals:** 2, 3x, last at Minnesota, 2/3/13  
**Blocks:** 2 vs. Wichita State, 11/21/12  
**Minutes:** 36 vs. Indiana, 2/19/12

#### CAREER STATISTICS

YEAR	G/GS	FG-A	PCT	3-PT	PCT	FT-A	PCT	RB	AVG	PF-FO	AS	TO	BK	ST	PTS	AVG
Fresh.	35/5	76-191	.398	45-121	.372	26-36	.722	59	1.7	26-0	41	15	2	7	223	6.4
Soph.	34/2	50-183	.273	40-149	.268	19-24	.792	49	1.5	18-0	36	18	3	10	159	4.7
TOTALS	69/7	126-374	.337	85-270	.315	45-60	.750	108	1.6	44-0	77	33	5	17	382	5.5





# IOWA HAWKEYE BASKETBALL

## Updated Iowa Player Bio

### Gabriel Olaseni



O

**So., 6-10, 229, Center**  
**London, England**  
**Sunrise Christian Academy**

- Made first 15 free throw attempts of the season
- Grabbed seven rebounds or more four times this season
- Averaged four blocks in Iowa's last two regular-season games (Illinois and Nebraska)
- Ranks 12th in Big Ten blocks (1.1)
- His 36 blocks rank as the third-most ever in a single-season by a Hawkeye sophomore
- Snagged seven rebounds in opening win vs. UTPA
- Scored eight points in win against South Dakota, and snagged nine rebounds
- Scored four points, grabbed four rebounds and blocked two shots in victory over UNI
- Posted career bests in rebounding (10) and blocked shots (4) to go along with six points in victory over South Carolina State
- Netted a career-high 14 points, grabbed seven boards and rejected two shots in win over Coppin State
- Had eight points in road game at #2 Michigan
- Scored four points in each of the two contests in the B1G tourney
- Rejected a career-high seven shots in win over Illinois
- Blocked a game-high three shots and dished out a career-best three assists in home victory over Nebraska

### 2012-13 Game-by-Game

Opponent	Date	gs	min	Total		3-Pointers		Free throws		Rebounds				pf	a	t/o	blk	stl	pts	avg
				fg-fga	pct	3fg-fga	pct	ft-fga	pct	off	def	tot	avg							
UTPA	11/09/12	14	1-3	.333	0-0	.000	0-0	.000	1	6	7	7.0	4	0	0	2	1	2	2.0	
CENTRAL MICHIGAN	11/12/12	3	0-0	.000	0-0	.000	2-2	1.000	0	2	2	4.5	0	0	0	0	0	2	2.0	
HOWARD	11/15/12	14	0-1	.000	0-0	.000	0-0	.000	1	2	3	4.0	3	0	0	2	1	0	1.3	
GARDNER-WEBB	11/17/12	4	0-0	.000	0-0	.000	0-0	.000	2	0	2	3.5	1	0	1	0	1	0	1.0	
vs Western Kentucky	11/20/12	2	0-1	.000	0-0	.000	0-0	.000	0	1	1	3.0	1	0	1	1	0	0	0.8	
vs Wichita State	11/21/12	3	0-0	.000	0-0	.000	0-0	.000	0	0	0	2.5	0	0	0	0	0	0	0.7	
at Virginia Tech	11/27/12	3	0-0	.000	0-0	.000	0-0	.000	0	0	0	2.1	2	0	0	0	0	0	0.6	
A&M-CORPUS CHRISTI	12/01/12	15	1-2	.500	0-0	.000	4-4	1.000	0	1	1	2.0	1	1	0	3	0	6	1.3	
SOUTH DAKOTA	12/04/12	11	3-4	.750	0-0	.000	2-2	1.000	5	4	9	2.8	3	0	0	2	0	8	2.0	
vs UNI	12/15/12	12	2-3	.667	0-0	.000	0-0	.000	3	1	4	2.9	1	0	0	2	0	4	2.2	
SOUTH CAROLINA STAT	12/19/12	19	1-4	.250	0-0	.000	4-4	1.000	4	6	10	3.5	0	0	1	4	2	6	2.5	
COPPIN STATE	12/22/12	18	6-8	.750	0-0	.000	2-2	1.000	3	4	7	3.8	1	1	1	2	0	14	3.5	
INDIANA	12/31/12	5	0-0	.000	0-0	.000	1-2	.500	0	0	0	3.5	0	0	0	0	0	1	3.3	
at Michigan	01/06/13	14	4-8	.500	0-0	.000	0-2	.000	2	0	2	3.4	1	0	1	1	0	8	3.6	
MICHIGAN STATE	01/10/13	6	0-0	.000	0-0	.000	0-0	.000	0	0	0	3.2	0	0	0	1	0	0	3.4	
at Northwestern	01/13/13	8	0-1	.000	0-0	.000	1-2	.500	2	2	4	3.3	0	0	0	0	0	1	3.3	
WISCONSIN	01/19/13	5	1-1	1.000	0-0	.000	0-0	.000	0	0	0	3.1	1	0	0	0	1	2	3.2	
at Ohio State	01/22/13	15	1-4	.250	0-0	.000	0-2	.000	1	1	2	3.0	2	0	0	0	0	2	3.1	
at Purdue	01/27/13	11	0-0	.000	0-0	.000	0-0	.000	0	2	2	2.9	2	1	0	0	0	0	2.9	
PENN STATE	01/31/13	10	1-1	1.000	0-0	.000	2-2	1.000	1	2	3	3.0	1	0	1	0	0	4	3.0	
at Minnesota	02/03/13	6	0-0	.000	0-0	.000	0-0	.000	2	0	2	2.9	2	0	2	0	0	0	2.9	
at Wisconsin	02/06/13	11	2-2	1.000	0-0	.000	2-3	.667	1	2	3	2.9	2	0	0	1	0	6	3.0	
NORTHWESTERN	02/09/13	13	1-4	.250	0-0	.000	0-0	.000	1	3	4	3.0	2	0	0	0	1	2	3.0	
at Penn State	02/14/13	4	0-1	.000	0-0	.000	0-0	.000	1	0	1	2.9	0	0	0	0	0	0	2.8	
MINNESOTA	02/17/13	8	0-0	.000	0-0	.000	0-0	.000	1	1	2	2.8	2	0	2	0	0	0	2.7	
at Nebraska	02/23/13	7	2-4	.500	0-0	.000	0-0	.000	1	0	1	2.8	0	0	1	0	0	4	2.8	
PURDUE	02/27/13	19	1-1	1.000	0-0	.000	2-2	1.000	2	2	4	2.8	1	0	0	1	0	4	2.8	
at Indiana	03/02/13	17	1-1	1.000	0-0	.000	0-1	.000	0	2	2	2.8	4	0	1	1	0	2	2.8	
ILLINOIS	03/05/13	19	1-2	.500	0-0	.000	0-0	.000	0	2	2	2.8	2	0	0	7	0	2	2.8	
NEBRASKA	03/09/13	17	2-2	1.000	0-0	.000	0-0	.000	1	2	3	2.8	0	3	0	3	0	4	2.8	
vs Northwestern	03/14/13	8	0-0	.000	0-0	.000	0-0	.000	0	1	1	2.7	3	0	2	0	0	0	2.7	
vs Michigan State	03/15/13	11	1-2	.500	0-0	.000	2-2	1.000	0	0	0	2.6	1	1	2	1	0	4	2.8	
INDIANA STATE	03/20/13	13	1-2	.500	0-0	.000	0-2	.000	1	2	3	2.6	3	0	1	2	0	2	2.7	
STONY BROOK	03/22/13	20	2-3	.667	0-0	.000	1-2	.500	3	3	6	2.7	1	1	0	0	0	5	2.8	
Totals		0	365	35-65	.538	0-0	.000	25-36	.694	39	54	93	2.7	47	8	17	36	7	95	2.8

Games played: 34  
 Minutes/game: 10.7  
 Points/game: 2.8  
 FG Pct: 53.8  
 FT Pct: 69.4

Rebounds/game: 2.7  
 Assists/game: 0.2  
 Turnovers/game: 0.5  
 Assist/turnover ratio: 0.5  
 Steals/game: 0.2  
 Blocks/game: 1.1

#### Personal Bests

- Points:** 14 vs. Coppin State, 12/22/12
- Rebounds:** 10 vs. SC State, 12/19/12
- FGM:** 6 vs. Coppin State, 12/22/12
- FGA:** 8 vs. Coppin State, 12/22/12
- FTM:** 6 vs. Chicago State, 11/11/11
- FTA:** 8 vs. Chicago State, 11/11/11
- Assists:** 3 vs. Nebraska, 3/9/13
- Steals:** 2, 2x, last vs. SCSU, 12/19/12
- Blocks:** 7 vs. Illinois, 3/5/13
- Minutes:** 19, 2x, last vs. Illinois, 3/5/13

#### CAREER STATISTICS

YEAR	G/GS	FG-A	PCT	3-PT	PCT	FT-A	PCT	RB	AVG	PF-FO	AS	TO	BK	ST	PTS	AVG
Fresh.	18/0	9-19	.474	0-0	.000	8-13	.615	22	1.2	12-0	3	9	8	4	26	1.4
Soph.	34/0	35-65	.538	0-0	.000	25-36	.694	93	2.7	47-0	8	17	36	7	95	2.8
TOTALS	52/0	44-84	.524	0-0	.000	33-49	.673	115	2.2	59-0	11	26	44	11	121	2.3



# IOWA HAWKEYE BASKETBALL

## Updated Iowa Player Bio

### Christopher Rickert



# 11

**Sr, 6-3, 180, Guard**  
**Sioux City, Iowa**  
**Bixhop Heelan HS**

- Non-scholarship athlete
- Played in 12 career games, including 11 this season
- Posted career bests in scoring (4) and minutes played (4) in win over South Carolina State
- Dished out first career assist on an alley-oop pass to teammate Gabriel Olaseni in win over Coppin State

#### Personal Bests

**Points:** 4, vs. SC State, 12/19/12  
**Rebounds:** 3 vs. Coppin State, 12/22/12  
**FGM:** 2 vs. SC State, 12/19/12  
**FGA:** 2 vs. SC State, 12/19/12  
**3-pt FG:** ---  
**3-pt FGA:** ---  
**FTM:** ---  
**FTA:** ---  
**Assists:** 1 vs. Coppin State, 12/22/12  
**Steals:** ---  
**Blocks:** ---  
**Minutes:** 4 vs. SC State, 12/19/12

### 2012-13 Game-by-Game

Opponent	Date	gs	min	Total		3-Pointers		Free throws		Rebounds				pf	a	t/o	blk	stl	pts	avg
				fg-fga	pct	3fg-fga	pct	ft-fta	pct	off	def	tot	avg							
UTPA	11/09/12	3	0-1	.000	0-0	.000	0-0	.000	0	0	0	0	0	1	0	0	0	0	0	0.0
HOWARD	11/15/12	1	0-0	.000	0-0	.000	0-0	.000	0	1	1	0.5	0	0	0	0	0	0	0	0.0
A&M-CORPUS CHRISTI	12/01/12	2	0-0	.000	0-0	.000	0-0	.000	0	0	0	0.3	0	0	0	0	0	0	0	0.0
SOUTH DAKOTA	12/04/12	1	0-0	.000	0-0	.000	0-0	.000	0	0	0	0.3	0	0	0	0	0	0	0	0.0
SOUTH CAROLINA STAT	12/19/12	4	2-2	1.000	0-0	.000	0-0	.000	0	2	2	0.6	0	0	0	0	0	4	0.8	
COPPIN STATE	12/22/12	4	1-1	1.000	0-0	.000	0-2	.000	1	2	3	1.0	0	1	0	0	0	2	1.0	
at Northwestern	01/13/13	1	0-1	.000	0-0	.000	0-0	.000	0	0	0	0.9	0	0	0	0	0	0	0.9	
NORTHWESTERN	02/09/13	1	0-1	.000	0-0	.000	0-0	.000	0	0	0	0.8	0	0	0	0	0	0	0.8	
MINNESOTA	02/17/13	1	0-0	.000	0-0	.000	0-0	.000	0	0	0	0.7	0	0	0	0	0	0	0.7	
NEBRASKA	03/09/13	1	0-0	.000	0-0	.000	0-0	.000	0	0	0	0.6	0	0	0	0	0	0	0.6	
INDIANA STATE	03/20/13	0	0-0	.000	0-0	.000	0-0	.000	0	0	0	0.5	0	0	0	0	0	0	0.5	
Totals		0	19	3-6	.500	0-0	.000	0-2	.000	1	5	6	0.5	1	1	0	0	6	0.5	

Games played: 11  
 Minutes/game: 1.7  
 Points/game: 0.5  
 FG Pct: 50.0  
 FT Pct: 0.0

Rebounds/game: 0.5  
 Assists/game: 0.1  
 Assist/turnover ratio: 99.9

#### CAREER STATISTICS


YEAR	G/GS	FG-A	PCT	3-PT	PCT	FT-A	PCT	RB	AVG	PF-FO	AS	TO	BK	ST	PTS	AVG
Junior	1/0	0-0	.000	0-0	.000	0-0	.000	0	0.0	0-0	0	0	0	0	0	0.0
Senior	11/0	3-6	.500	0-0	.000	0-2	.000	6	0.5	1-0	1	0	0	0	6	0.5
TOTALS	12/0	3-6	.500	0-0	.000	0-2	.000	6	0.5	1-0	1	0	0	0	6	0.5



# IOWA HAWKEYE BASKETBALL

## Updated Iowa Player Bio

### Darius Stokes



# 35

### 2012-13 Game-by-Game

Opponent	Date	gs	min	Total		3-Pointers		Free throws		Rebounds				pf	a	t/o	blk	stl	pts	avg
				fg-fga	pct	3fg-fga	pct	ft-fa	pct	off	def	tot	avg							
UTPA	11/09/12	4	0-0	.000	0-0	.000	0-0	.000	0	0	0	0.0	0	1	0	1	0	0	0.0	
HOWARD	11/15/12	2	0-0	.000	0-0	.000	1-2	.500	1	1	2	1.0	1	0	0	0	0	1	0.5	
A&M-CORPUS CHRISTI	12/01/12	8	1-4	.250	0-1	.000	0-1	.000	1	0	1	1.0	1	0	1	0	0	2	1.0	
SOUTH DAKOTA	12/04/12	3	1-1	1.000	0-0	.000	0-0	.000	0	2	2	1.3	0	1	0	0	0	2	1.3	
SOUTH CAROLINA STAT	12/19/12	8	0-2	.000	0-2	.000	0-0	.000	1	4	5	2.0	0	2	0	0	0	0	1.0	
COPPIN STATE	12/22/12	6	0-1	.000	0-0	.000	1-2	.500	0	2	2	2.0	1	0	2	0	0	1	1.0	
at Northwestern	01/13/13	1	0-0	.000	0-0	.000	0-0	.000	0	2	2	2.0	0	0	0	0	0	0	0.9	
NORTHWESTERN	02/09/13	2	0-0	.000	0-0	.000	0-0	.000	0	0	0	1.8	0	0	0	0	0	0	0.8	
MINNESOTA	02/17/13	2	1-1	1.000	0-0	.000	0-0	.000	1	0	1	1.7	0	0	0	0	0	2	0.9	
NEBRASKA	03/09/13	1	0-0	.000	0-0	.000	0-0	.000	0	0	0	1.5	0	0	0	1	0	0	0.8	
INDIANA STATE	03/20/13	0	0-0	.000	0-0	.000	0-0	.000	0	0	0	1.4	0	0	0	0	0	0	0.7	
Totals		0	37	3-9	.333	0-3	.000	2-5	.400	4	11	15	1.4	3	1	6	2	0	8	0.7

**So., 6-7, 203, Forward**  
**Cedar Rapids, Iowa**  
**Linn-Mar HS**

- Non-scholarship athlete
- Saw action in 23 career games, including 11 this season
- Scored at least one point in five games this season
- Blocked one shot in opening win vs. UTPA
- Played a career-high eight minutes against A&M-CC
- Had two points and two rebounds in win over South Dakota
- Grabbed a career-best five rebounds in win over South Carolina State
- Cleared two rebounds in win at Northwestern
- Scored a layup on an offensive putback in home win over Minnesota
- Blocked one shot in home victory over Nebraska

Games played: 11  
 Minutes/game: 3.4  
 Points/game: 0.7  
 FG Pct: 33.3  
 3FG Pct: 0.0  
 FT Pct: 40.0

Rebounds/game: 1.4  
 Assists/game: 0.1  
 Turnovers/game: 0.5  
 Assist/turnover ratio: 0.2  
 Blocks/game: 0.2

#### Personal Bests

**Points:** 2, 5x, last vs. Minnesota, 2/17/13  
**Rebounds:** 5 vs. SC State, 12/19/12  
**FGM:** 1, 5x, last vs. Minnesota, 2/17/13  
**FGA:** 4, vs. A&M-CC, 12/1/12  
**3-pt FG:** ---  
**3-pt FGA:** 1, vs. A&M-CC, 12/1/12  
**FTM:** ---  
**FTA:** 1, vs. A&M-CC, 12/1/12  
**Assists:** 1, 2x, last vs. C. Arkansas, 12/19/11  
**Steals:** 1 vs. Clemson, 11/29/11  
**Blocks:** 1, 4x, last vs. Nebraska, 3/9/13  
**Minutes:** 8, 2x, last vs. SC State, 12/19/12

#### CAREER STATISTICS

YEAR	G/GS	FG-A	PCT	3-PT	PCT	FT-A	PCT	RB	AVG	PF-FO	AS	TO	BK	ST	PTS	AVG
Fresh.	12/0	2-5	.400	0-0	.000	0-0	.000	9	0.8	6-0	2	2	2	1	4	0.3
Soph.	11/0	3-9	.333	0-3	.000	2-5	.400	15	1.4	3-0	1	6	2	0	8	0.7
<b>TOTALS</b>	<b>23/0</b>	<b>5-14</b>	<b>.357</b>	<b>0-3</b>	<b>.000</b>	<b>2-5</b>	<b>.400</b>	<b>24</b>	<b>1.0</b>	<b>9-0</b>	<b>3</b>	<b>8</b>	<b>4</b>	<b>1</b>	<b>12</b>	<b>0.5</b>



# IOWA HAWKEYE BASKETBALL

## Updated Iowa Player Bio

### Aaron White



# 30

**So., 6-8, 218, Forward**  
**Strongsville, Ohio**  
**Strongsville HS**

- Third team All-Big Ten honoree and third team all-conference selection by College Sports Madness
- Lead team in scoring a team-best 15 times, rebounding 12 times and steals nine times this season
- Leads team in rebounding (6.1); free throws made (177); free throws attempted (240); steals (37); and ranks second in scoring (13.1)
- Has made (177) and attempted (240) the most free throws by a Hawkeye sophomore in school history
- Cancun Challenge All-Tournament team
- Iowa is 10-1 when White scores 16 points or more
- Posted a team-best four double-doubles this season (Western Kentucky, Virginia Tech, Nebraska, Ind. State)
- One of only four Big Ten players to average at least 13.1 points and 6.1 rebounds (Zeller and Oladipo of Indiana and Thomas of Ohio State)
- Attempted double-digit free throws seven times
- Scored in double figures in 25-of-35 games
- Ranks 24th in the nation, first in the Big Ten, in FT attempts (6.94)
- Tied the Cancun Challenge record for most free throws made (28) in the four-game tournament
- Collected a career-high four steals to go along with a game-high 16 points in opening win vs. UTPA
- Posted 14 points and a game-high nine rebounds in win over Central Michigan
- Scored 16 points, grabbed a game-high eight rebounds and went 10-of-11 at the line against Howard
- Posted a double-double vs. Gardner-Webb with 13 points and 10 rebounds, both of which were team highs
- Posted a double-double at Virginia Tech with 21 points and 10 rebounds, both of which were team highs
- Netted 21 points to go along with six boards in win over South Dakota
- Tallied 18 points and seven rebounds in win over Iowa State
- Grabbed a game-high nine boards in win over UNI
- Poured in 20 points, 12 points via six dunks, in only 21 minutes of action in victory over Coppin State
- Scored a game-high 17 points, bolstered by four dunks, and also had six boards in win at Northwestern
- Netted 13 of his 17 points at the free throw line, and cleared a team-high seven boards in a home win over Wisconsin

### 2012-13 Game-by-Game

Opponent	Date	qs	min	Total		3-Pointers		Free throws		Rebounds				pts	avg						
				fg-fga	pct	3fg-fga	pct	ft-fa	pct	off	def	tot	avg								
UTPA	11/09/12	*	21	6-9	.667	0-1	.000	4-6	.667	3	2	5	5.0	1	2	1	2	4	16	16.0	
CENTRAL MICHIGAN	11/12/12	*	31	4-8	.500	0-1	.000	6-9	.667	5	4	9	7.0	3	2	3	0	1	14	15.0	
HOWARD	11/15/12	*	26	3-7	.429	0-4	.000	10-11	.909	3	5	8	7.3	2	3	1	1	0	16	15.3	
GARDNER-WEBB	11/17/12	*	31	3-7	.429	0-2	.000	7-13	.538	7	3	10	8.0	2	0	1	1	2	13	14.8	
vs Western Kentucky	11/20/12	*	29	1-2	.500	0-1	.000	0-0	.000	0	4	4	7.2	1	1	3	0	0	2	12.2	
vs Wichita State	11/21/12	*	35	1-4	.250	1-2	.500	11-12	.917	0	3	3	6.5	3	1	2	1	2	14	12.5	
at Virginia Tech	11/27/12	*	34	8-15	.533	0-3	.000	5-6	.833	2	8	10	7.0	1	0	0	0	0	21	13.7	
A&M-CORPUS CHRISTI	12/01/12	*	11	2-2	1.000	0-0	.000	2-2	1.000	2	1	3	6.5	3	0	0	0	0	6	12.8	
SOUTH DAKOTA	12/04/12	*	24	7-11	.636	1-1	1.000	6-6	1.000	3	3	6	6.4	1	1	1	0	1	21	13.7	
IOWA STATE	12/07/12	*	31	7-13	.538	0-1	.000	4-5	.800	2	5	7	6.5	1	3	1	0	1	18	14.1	
vs UNI	12/15/12	*	27	1-5	.200	1-2	.500	4-6	.667	1	8	9	6.7	2	2	1	2	0	7	13.5	
SOUTH CAROLINA STAT	12/19/12	*	22	3-8	.375	1-4	.250	2-4	.500	1	6	7	6.8	0	2	1	1	2	9	13.1	
COPPIN STATE	12/22/12	*	21	7-8	.875	0-0	.000	6-7	.857	2	1	3	6.5	1	0	0	2	0	1	20	13.6
INDIANA	12/31/12	*	33	6-12	.500	1-1	1.000	2-5	.400	4	2	6	6.4	2	2	0	1	0	15	13.7	
at Michigan	01/06/13	*	19	3-6	.500	0-0	.000	0-0	.000	0	2	2	6.1	3	2	2	0	0	6	13.2	
MICHIGAN STATE	01/10/13	*	34	4-6	.667	0-0	.000	3-6	.500	2	4	6	6.1	2	2	3	1	1	11	13.1	
at Northwestern	01/13/13	*	29	7-9	.778	0-1	.000	3-4	.750	1	5	6	6.1	1	4	2	1	1	17	13.3	
WISCONSIN	01/19/13	*	29	2-4	.500	0-0	.000	13-15	.867	0	7	7	6.2	2	0	1	0	2	17	13.5	
at Ohio State	01/22/13	*	26	5-11	.455	0-1	.000	3-7	.429	6	1	7	6.2	0	0	2	0	1	13	13.5	
at Purdue	01/27/13	*	29	4-11	.364	2-3	.667	2-5	.400	1	3	4	6.1	2	2	2	0	1	12	13.4	
PENN STATE	01/31/13	*	34	8-15	.533	1-3	.333	10-11	.909	4	1	5	6.0	1	0	1	2	1	27	14.0	
at Minnesota	02/03/13	*	32	3-10	.300	0-2	.000	4-7	.571	3	2	5	6.0	0	2	1	0	2	10	13.9	
at Wisconsin	02/06/13	*	31	3-10	.300	0-1	.000	7-11	.636	4	1	5	6.0	1	1	0	0	3	13	13.8	
NORTHWESTERN	02/09/13	*	26	1-5	.200	0-1	.000	5-6	.833	3	2	5	5.9	2	0	0	0	1	7	13.5	
at Penn State	02/14/13	*	28	2-4	.500	1-3	.333	4-7	.571	0	5	5	5.9	1	3	2	1	0	9	13.4	
MINNESOTA	02/17/13	*	31	4-6	.667	0-0	.000	7-9	.778	0	4	4	5.8	0	2	1	3	0	15	13.4	
at Nebraska	02/23/13	*	33	3-6	.500	1-2	.500	8-10	.800	3	10	13	6.1	1	4	0	0	0	15	13.5	
PURDUE	02/27/13	*	36	3-8	.375	1-2	.500	11-14	.786	3	6	9	6.2	3	1	1	1	1	18	13.6	
at Indiana	03/02/13	*	33	4-9	.444	0-2	.000	6-8	.750	3	4	7	6.2	3	1	6	1	4	14	13.7	
ILLINOIS	03/05/13	*	31	2-9	.222	1-4	.250	2-4	.500	2	3	5	6.2	1	2	3	2	3	7	13.4	
NEBRASKA	03/09/13	*	31	5-7	.714	1-2	.500	8-8	1.000	2	4	6	6.2	1	3	2	0	0	19	13.6	
vs Northwestern	03/14/13	*	33	3-7	.429	0-2	.000	3-5	.600	2	2	4	6.1	0	1	0	2	0	9	13.5	
vs Michigan State	03/15/13	*	27	2-5	.400	1-3	.333	0-0	.000	0	0	0	5.9	2	0	0	1	0	1	5	13.2
INDIANA STATE	03/20/13	*	33	3-8	.375	0-2	.000	5-7	.714	5	8	13	6.1	0	1	4	0	1	11	13.1	
STONY BROOK	03/22/13	*	33	4-10	.400	1-4	.250	4-4	1.000	2	5	7	6.1	2	2	2	2	0	13	13.1	
Totals			35	1014	134-277	.484	15-61	.246	177-240	.738	81	134	215	6.1	51	49	56	25	37	460	13.1

Games played: 35  
 Minutes/game: 29.0  
 Points/game: 13.1  
 FG Pct: 48.4  
 3FG Pct: 24.6  
 FT Pct: 73.8

Rebounds/game: 6.1  
 Assists/game: 1.4  
 Turnovers/game: 1.6  
 Assist/turnover ratio: 0.9  
 Steals/game: 1.1  
 Blocks/game: 0.7

- Scored a team-high 13 points and had seven boards at #14 Ohio State
- Poured in a game and career-high 27 points, bolstered by 10-of-11 from the foul line at home vs. Penn State
- Scored 13 points, going 7-of-11 from the free throw line, and grabbed five rebounds in double-overtime game at Wisconsin
- Shared team-high scoring honors with 15 points in home win over Minnesota
- Netted 15 points and grabbed a career-high 13 rebounds at Nebraska
- Tied a personal best with four steals to go along with 14 points and seven boards at #1 Indiana
- Tallied seven points, five rebounds, two assists, two blocks and a game-high three steals in win over Illinois
- Registered a team-high 19 points and had six boards in home victory over Nebraska
- Matched a career high with 13 rebounds and scored 11 points in NIT win over Indiana State'

- The 13 rebounds vs Indiana State are the most ever by a Hawkeye in an NIT game
- Recorded 13 points and a game-high seven boards in NIT victory over Stony Brook

#### Personal Bests

**Points:** 27 vs. Penn State, 1/31/13  
**Rebounds:** 13, 2x, last vs. Indiana State, 3/20/13  
**FGM:** 10 vs. Dayton, 3/13/12  
**FGA:** 15, 2x, last vs. Penn State, 1/31/13  
**3-pt FG:** 2, 5x, last at Purdue, 1/27/13  
**3-pt FGA:** 5 at Oregon, 3/18/13  
**FTM:** 13 vs. Wisconsin, 1/19/13  
**FTA:** 15 vs. Wisconsin, 1/19/13  
**Assists:** 4, 2x, last at Northwestern, 1/13/13  
**Steals:** 4, 2x, last at Indiana, 3/2/13  
**Blocks:** 3, 3x, last vs. Minnesota, 2/17/13  
**Minutes:** 35, 3x, last vs. Wichita St, 11/21/12

#### CAREER STATISTICS

YEAR	G/GS	FG-A	PCT	3-PT	PCT	FT-A	PCT	RB	AVG	PF-FO	AS	TO	BK	ST	PTS	AVG
Fresh.	35/14	136-270	.504	17-61	.279	100-143	.699	199	5.7	73-2	31	49	23	31	389	11.1
Soph.	35/35	134-277	.484	15-61	.246	177-240	.738	215	6.1	51-0	49	56	25	37	460	13.1
<b>TOTALS</b>	<b>70/49</b>	<b>270-547</b>	<b>.494</b>	<b>32-122</b>	<b>.262</b>	<b>277-383</b>	<b>.723</b>	<b>414</b>	<b>5.9</b>	<b>124-2</b>	<b>80</b>	<b>105</b>	<b>48</b>	<b>68</b>	<b>849</b>	<b>12.1</b>



# IOWA HAWKEYE BASKETBALL

## Updated Iowa Player Bio

### Adam Woodbury



# 34

**Fr., 7-1, 235, Center**  
**Sioux City, Iowa**  
**East HS**

- Ranks third on team in rebounding (4.7) and third in blocks (27)
- His 27 blocks ranks seventh-most ever for a Hawkeye freshman
- Scored in double figures four times
- Grabbed seven or more boards seven times
- Blocked three shots to go along with 10 points in opening win vs. UTPA
- Recorded 12 points and eight rebounds against Gardner-Webb, making 5-of-6 field goals
- Tallied team-high three blocks to go along with seven points against Virginia Tech
- Scored a personal-high 13 points and went 5-of-6 from the field against A&M-CC
- Had 10 points and six rebounds in win over South Dakota
- Dished out a personal-best three assists to go along with nine points and five boards in win over Iowa State
- Pulled down a personal-best nine rebounds to go along with six points and a steal in victory over South Carolina State
- Registered seven points and six rebounds in win over Coppin State
- Led the team with seven boards at #2 Michigan
- Cleared a game-high nine rebounds in win at Northwestern
- Tallied eight points in win over Illinois
- Scored a season-high in Big Ten play with 12 points in home victory over Nebraska
- Tallied seven points, four rebounds and matched career best with two steals in B1G tourney win over Northwestern

### 2012-13 Game-by-Game

Opponent	Date	gs	min	Total		3-Pointers		Free throws		Rebounds			pf	a	t/o	blk	stl	pts	avg		
				fg-fga	pct	3fg-fga	pct	ft-fa	pct	off	def	tot								avg	
UTPA	11/09/12	*	14	4-6	.667	0-0	.000	2-3	.667	2	1	3	3.0	0	1	1	3	1	10	10.0	
CENTRAL MICHIGAN	11/12/12	*	16	1-3	.333	0-0	.000	0-1	.000	4	1	5	4.0	2	0	1	1	2	6.0		
HOWARD	11/15/12	*	19	2-2	1.000	0-0	.000	0-0	.000	1	5	6	4.7	2	0	0	1	0	4	5.3	
GARDNER-WEBB	11/17/12	*	19	5-6	.833	0-0	.000	2-2	1.000	2	6	8	5.5	2	0	0	1	2	12	7.0	
vs Western Kentucky	11/20/12	*	13	2-5	.400	0-0	.000	0-0	.000	3	3	6	5.6	3	0	1	0	0	4	6.4	
vs Wichita State	11/21/12	*	17	0-3	.000	0-0	.000	1-3	.333	1	0	1	4.8	3	1	0	1	0	1	5.5	
at Virginia Tech	11/27/12	*	19	2-5	.400	0-0	.000	3-5	.600	2	3	5	4.9	2	1	1	3	0	7	5.7	
A&M-CORPUS CHRISTI	12/01/12	*	20	5-6	.833	0-0	.000	3-4	.750	1	4	5	4.9	3	1	2	0	0	13	6.6	
SOUTH DAKOTA	12/04/12	*	16	5-6	.833	0-0	.000	0-0	.000	3	3	6	5.0	1	2	2	1	0	10	7.0	
IOWA STATE	12/07/12	*	23	4-5	.800	0-0	.000	1-2	.500	1	4	5	5.0	1	0	2	0	0	9	7.2	
vs UNI	12/15/12	*	9	0-3	.000	0-0	.000	1-2	.500	1	2	3	4.8	3	0	2	0	0	1	6.6	
SOUTH CAROLINA STAT	12/19/12	*	18	3-4	.750	0-0	.000	0-2	.000	2	7	9	5.2	2	0	0	0	1	6	6.6	
COPPIN STATE	12/22/12	*	19	3-5	.600	0-0	.000	1-3	.333	2	4	6	5.2	1	1	3	0	0	7	6.6	
INDIANA	12/31/12	*	18	2-7	.286	0-0	.000	0-0	.000	2	6	8	5.4	5	0	1	1	2	4	6.4	
at Michigan	01/06/13	*	19	4-5	.800	0-0	.000	0-1	.000	1	6	7	5.5	2	0	0	0	0	8	6.5	
MICHIGAN STATE	01/10/13	*	12	1-4	.250	0-0	.000	0-0	.000	0	3	3	5.4	1	0	3	0	0	2	6.3	
at Northwestern	01/13/13	*	12	1-7	.143	0-0	.000	0-0	.000	2	7	9	5.6	3	0	0	0	0	2	6.0	
WISCONSIN	01/19/13	*	18	1-2	.500	0-0	.000	0-0	.000	2	1	3	5.4	4	0	0	0	0	2	5.8	
at Ohio State	01/22/13	*	7	1-3	.333	0-0	.000	0-0	.000	2	0	2	5.3	3	0	3	0	1	2	5.6	
at Purdue	01/27/13	*	17	0-4	.000	0-0	.000	2-2	1.000	3	2	5	5.3	2	2	2	1	0	2	5.4	
PENN STATE	01/31/13	*	20	1-3	.333	0-0	.000	2-4	.500	2	4	6	5.3	2	2	1	3	0	4	5.3	
at Minnesota	02/03/13	*	15	2-3	.667	0-0	.000	0-0	.000	3	1	4	5.2	3	0	2	0	0	4	5.3	
at Wisconsin	02/06/13	*	20	1-5	.200	0-0	.000	0-0	.000	2	5	7	5.3	2	2	1	1	1	2	5.1	
NORTHWESTERN	02/09/13	*	12	2-5	.400	0-0	.000	2-2	1.000	1	2	3	5.2	4	0	1	0	0	6	5.2	
at Penn State	02/14/13	*	18	1-3	.333	0-0	.000	0-0	.000	4	3	7	5.3	2	0	2	0	1	2	5.0	
MINNESOTA	02/17/13	*	9	2-3	.667	0-0	.000	0-2	.000	2	1	3	5.2	4	0	1	0	0	4	5.0	
at Nebraska	02/23/13	*	9	0-0	.000	0-0	.000	0-0	.000	1	1	2	5.1	3	0	0	1	0	0	4.8	
PURDUE	02/27/13	*	17	0-3	.000	0-0	.000	0-3	.000	0	1	1	4.9	3	0	0	1	2	0	4.6	
at Indiana	03/02/13	*	17	2-5	.400	0-0	.000	0-0	.000	1	2	3	4.9	4	1	3	0	0	4	4.6	
ILLINOIS	03/05/13	*	17	4-7	.571	0-0	.000	0-0	.000	2	3	5	4.9	1	1	0	2	0	8	4.7	
NEBRASKA	03/09/13	*	18	6-6	1.000	0-0	.000	0-1	.000	1	2	3	4.8	4	1	2	1	0	12	5.0	
vs Northwestern	03/14/13	*	17	3-8	.375	0-0	.000	1-1	1.000	1	3	4	4.8	2	1	2	0	2	7	5.0	
vs Michigan State	03/15/13	*	12	1-1	1.000	0-0	.000	0-0	.000	0	3	3	4.7	2	1	2	2	0	2	4.9	
INDIANA STATE	03/20/13	*	13	2-3	.667	0-0	.000	0-0	.000	2	1	3	4.7	2	0	3	1	0	4	4.9	
STONY BROOK	03/22/13	*	17	0-1	.000	0-0	.000	0-0	.000	2	3	5	4.7	4	2	1	2	1	0	4.8	
<b>Totals</b>			<b>35</b>	<b>556</b>	<b>73-147</b>	<b>.497</b>	<b>0-0</b>	<b>.000</b>	<b>21-43</b>	<b>.488</b>	<b>61</b>	<b>103</b>	<b>164</b>	<b>4.7</b>	<b>87</b>	<b>20</b>	<b>45</b>	<b>27</b>	<b>15</b>	<b>167</b>	<b>4.8</b>

Games played: 35  
 Minutes/game: 15.9  
 Points/game: 4.8  
 FG Pct: 49.7  
 FT Pct: 48.8

Rebounds/game: 4.7  
 Assists/game: 0.6  
 Turnovers/game: 1.3  
 Assist/turnover ratio: 0.4  
 Steals/game: 0.4  
 Blocks/game: 0.8

#### Personal Bests

- Points:** 13 vs. A&M-CC, 12/1/12  
**Rebounds:** 9, 2x, last vs. Northwestern, 1/13/13  
**FGM:** 6 vs. Nebraska, 3/9/13  
**FGA:** 8 vs. Northwestern, 3/14/13  
**FTM:** 3 vs. A&M-CC, 12/1/12  
**FTA:** 4 vs. A&M-CC, 12/1/12  
**Assists:** 3 vs. Iowa State, 12/7/12  
**Steals:** 2, 4x, last vs. Northwestern, 3/14/13  
**Blocks:** 3, 2x, last at Virginia Tech, 11/27/12  
**Minutes:** 23 vs. Iowa State, 12/7/12

#### CAREER STATISTICS

YEAR	G/GS	FG-A	PCT	3-PT	PCT	FT-A	PCT	RB	AVG	PF-FO	AS	TO	BK	ST	PTS	AVG
Fresh.	35/35	73-147	.497	0-0	.000	21-43	.488	164	4.7	87-1	20	45	27	15	167	4.8



# IOWA HAWKEYE BASKETBALL

## Game-by-Game Results

Overall: 23-12      Big Ten: 9-9      Home: 18-2      Away: 2-8      Neutral: 3-2

Date	Opponent	Result	Attend.	Top Scorer	Top Rebounder
Nov. 9	UT-Pan American	W, 86-55	14,859	16, Aaron White	10, Melsahn Basabe
Nov. 12	Central Michigan	W, 73-61	10,578	18, Roy Devyn Marble	9, Aaron White
Nov. 15	Howard	W, 66-36	10,704	22, Roy Devyn Marble	8, Aaron White
Nov. 17	Gardner-Webb	W, 65-56	11,852	13, White/Oglesby	10, Aaron White
^ Nov. 20	Western Kentucky	W, 63-55	902	19, Mike Gesell	6, May/Woodbury
^ Nov. 21	Wichita State	L, 63-75	902	14, Aaron White	6, Eric May
\$ Nov. 27	at Virginia Tech	L, 79-95	5,647	21, Aaron White	10, Aaron White
Dec. 1	A&M-Corpus Christi	W, 88-59	12,628	17, Melsahn Basabe	5, Woodbury, Marble, Basabe
Dec. 4	South Dakota	W, 87-63	11,269	21, Aaron White	9, Gabriel Olaseni
+ Dec. 7	Iowa State	W, 80-71	15,127	18, Aaron White	7, Aaron White
# Dec. 15	vs. UNI	W, 80-73	13,180	30, Roy Devyn Marble	9, Aaron White
Dec. 19	South Carolina State	W, 90-46	12,158	27, Roy Devyn Marble	10, Gabriel Olaseni
Dec. 22	Coppin State	W, 80-50	13,060	20, Aaron White	8, Zach McCabe
* Dec. 31	#5 Indiana	L, 65-69	15,400	15, Aaron White	9, Roy Devyn Marble
* Jan. 6	at #2 Michigan	L, 67-95	12,693	14, Roy Devyn Marble	7, Adam Woodbury
* Jan. 10	#18 Michigan State	L, 59-62	12,872	15, Zach McCabe	7, May, McCabe
* Jan. 13	at Northwestern	W, 70-50	6,805	14, Josh Oglesby	9, Adam Woodbury
* Jan. 19	Wisconsin	W, 70-66	15,400	17, Aaron White	7, Aaron White
* Jan. 22	at #14 Ohio State	L, 63-72	16,040	13, Aaron White	10, Melsahn Basabe
* Jan. 27	at Purdue	L, 62-65 (OT)	13,671	18, Mike Gesell	8, Melsahn Basabe
* Jan. 31	Penn State	W, 76-67	13,369	27, Aaron White	10, Melsahn Basabe
* Feb. 3	at #23 Minnesota	L, 59-62	14,625	11, Mike Gesell	6, Mike Gesell
* Feb. 6	at Wisconsin	L, 70-74 (2OT)	17,121	14, Mike Gesell	8, Melsahn Basabe
* Feb. 9	Northwestern	W, 71-57	15,267	21, Roy Devyn Marble	5, White, Marble
* Feb. 14	at Penn State	W, 74-72	7,636	22, Roy Devyn Marble	7, Adam Woodbury
* Feb. 17	Minnesota	W, 72-51	15,400	15, Roy Devyn Marble	7, Eric May
* Feb. 21	at Nebraska	L, 60-64	12,334	18, Roy Devyn Marble	13, Aaron White
* Feb. 27	Purdue	W, 58-48	11,787	18, Marble/White	9, Aaron White
* March 2	at #1 Indiana	L, 60-73	17,472	20, Roy Devyn Marble	7, White/May
* March 5	Illinois	W, 63-55	14,566	21, Roy Devyn Marble	6, Roy Devyn Marble
* March 9	Nebraska	W, 74-60	15,400	19, Aaron White	13, Melsahn Basabe
% March 14	vs. Northwestern	W, 73-59	19,667	19, Roy Devyn Marble	12, Melsahn Basabe
% March 15	vs. #7 Michigan State	L, 56-59	21,229	9, Mike Gesell	8, Melsahn Basabe
~ March 20	Indiana State	W, 68-52	15,400	24, Roy Devyn Marble	13, Aaron White
~ March 22	Stony Brook	W, 75-63	15,400	28, Roy Devyn Marble	7, Aaron White

^ - Cancun Challenge -- Cancun, Mexico

\$ - Big Ten / ACC Challenge

+ - Iowa Corn Cy-Hawk Series

# - Hy-Vee Big Four Classic -- Des Moines, Iowa

\* - Big Ten Conference Game

% - Big Ten Tournament -- Chicago

~ - NIT

Attendance Summary	Games	Totals	Average
Home	20	272,496	13,625
Away	10	124,044	12,404
Neutral	5	55,880	11,176





# IOWA HAWKEYE BASKETBALL

## Game-by-Game Statistics

Team	Score	FG-A	PCT	3-PT. FG	PCT	FT-A	PCT	REB	PF	AS	TO	BS	ST
at Iowa	86	31-69	.449	7-16	.438	17-25	.680	49	12	18	13	10	13
UT-Pan American	55	23-66	.348	5-24	.208	4-8	.500	41	22	7	19	4	10
at Iowa	73	26-58	.448	7-19	.368	14-23	.609	40	16	16	15	5	7
Central Michigan	61	19-48	.396	7-18	.389	16-21	.762	32	21	11	19	4	7
at Iowa	66	22-49	.449	4-21	.190	18-25	.720	43	16	16	11	5	3
Howard	36	14-52	.269	3-16	.188	5-12	.417	30	20	6	13	2	8
at Iowa	65	19-53	.358	6-21	.286	21-32	.656	40	16	12	15	6	11
Gardner-Webb	56	20-62	.323	3-19	.158	13-15	.867	41	24	7	16	1	7
Iowa	63	22-47	.468	4-12	.333	15-20	.750	38	18	11	18	6	6
vs. Western Kentucky	55	20-60	.333	5-21	.238	10-15	.667	32	22	12	13	5	11
Iowa	63	12-46	.261	8-15	.533	31-39	.795	30	22	7	14	5	2
vs. Wichita State	75	23-55	.418	7-20	.350	22-29	.759	38	26	13	12	8	9
Iowa	79	31-64	.484	4-22	.182	13-18	.722	30	23	16	10	5	2
at Virginia Tech	95	32-61	.525	4-15	.267	27-30	.900	20	20	12	9	3	6
at Iowa	88	29-52	.558	8-19	.421	22-29	.759	38	13	22	13	4	4
A&M-Corpus Christi	59	24-57	.421	5-14	.357	6-10	.600	23	24	5	15	2	11
at Iowa	87	34-76	.447	2-16	.125	17-19	.895	50	17	20	11	4	8
South Dakota	63	19-55	.345	9-22	.409	16-19	.842	31	19	10	18	4	5
at Iowa	80	30-65	.462	5-20	.250	15-18	.833	37	14	21	13	2	10
Iowa State	71	25-59	.424	9-28	.321	12-17	.706	35	17	14	19	4	5
Iowa	80	21-49	.429	12-25	.480	26-37	.703	36	19	18	15	7	5
vs. UNI	73	28-62	.452	3-16	.188	14-17	.824	33	25	6	10	2	8
at Iowa	90	31-63	.492	11-23	.478	17-27	.630	56	13	22	12	6	10
South Carolina State	46	18-71	.254	5-24	.208	5-8	.625	36	19	9	13	3	7
at Iowa	80	31-60	.517	0-17	.000	18-31	.581	54	10	21	20	5	9
Coppin State	50	19-65	.292	9-29	.310	3-6	.500	29	21	15	19	2	15
at Iowa	65	21-63	.333	3-17	.176	20-26	.769	39	15	14	12	4	11
#5 Indiana	69	26-65	.400	4-14	.286	13-18	.722	46	18	16	15	3	5
Iowa	67	27-62	.435	7-20	.350	6-10	.600	26	18	17	7	1	3
at #2 Michigan	95	36-62	.581	10-22	.455	13-19	.684	41	13	24	6	4	3
at Iowa	59	23-51	.451	4-16	.250	9-15	.600	35	17	18	18	4	5
#18 Michigan State	62	23-57	.404	3-11	.273	13-21	.619	36	17	13	12	3	12
Iowa	70	29-63	.460	4-16	.250	8-12	.667	43	18	22	9	1	7
at Northwestern	50	15-51	.294	5-26	.192	15-25	.600	33	14	9	9	5	6
at Iowa	70	22-51	.431	2-10	.200	24-29	.828	33	16	6	7	2	8
Wisconsin	66	25-58	.431	8-23	.348	8-12	.667	34	23	12	12	0	0
Iowa	63	22-62	.355	6-18	.333	13-26	.500	40	20	8	14	1	4
at #14 Ohio State	72	27-52	.519	4-10	.400	14-19	.737	34	19	12	17	9	8
Iowa	62	19-61	.311	5-17	.294	19-27	.704	42	21	15	10	8	6
at Purdue (OT)	65	25-64	.391	3-12	.250	12-20	.600	45	21	13	8	8	4
at Iowa	76	20-50	.400	5-21	.238	31-39	.795	38	15	18	14	6	11
Penn State	67	23-58	.307	7-23	.304	14-16	.875	32	26	10	18	4	8
Iowa	59	21-58	.362	7-23	.304	10-17	.588	35	21	17	10	2	8
at #23 Minnesota	62	22-49	.449	4-16	.250	14-21	.667	35	15	17	12	7	7
Iowa	70	25-74	.338	5-23	.217	15-22	.682	51	25	16	12	2	7
at Wisconsin (2OT)	74	24-71	.338	7-25	.280	19-26	.731	49	20	11	12	8	6
at Iowa	71	24-50	.480	4-12	.333	19-22	.864	34	17	16	12	4	5
Northwestern	57	20-57	.351	6-25	.240	11-13	.846	31	17	12	12	0	6
Iowa	74	24-54	.444	6-21	.286	20-26	.769	40	19	15	13	7	5
at Penn State	72	27-61	.443	8-17	.471	10-15	.667	29	19	17	6	4	7
at Iowa	72	21-43	.488	5-9	.556	25-31	.806	30	18	9	12	6	12
Minnesota	51	17-47	.362	3-14	.214	14-23	.609	31	19	11	17	5	7
Iowa	60	21-57	.368	5-15	.333	13-15	.867	38	14	11	12	4	7
at Nebraska	64	26-56	.464	5-15	.333	7-14	.500	34	13	7	10	3	5
at Iowa	58	16-51	.314	5-13	.385	21-29	.724	39	15	8	9	5	10
Purdue	48	19-52	.365	3-14	.214	7-10	.700	37	24	14	16	0	4
Iowa	60	21-55	.382	1-13	.077	17-24	.708	38	27	9	19	5	7
at #1 Indiana	73	21-54	.389	2-14	.143	29-42	.690	37	25	10	12	6	11
at Iowa	63	21-54	.389	5-18	.278	16-20	.800	43	15	15	13	13	5
Illinois	55	18-63	.286	9-29	.310	10-17	.588	39	19	8	12	4	9
at Iowa	74	28-49	.571	5-14	.357	13-15	.867	39	11	21	12	7	2
Nebraska	60	21-56	.375	10-25	.400	8-11	.727	22	17	11	6	3	6
Iowa	73	23-62	.371	6-17	.353	21-32	.656	48	16	15	7	8	6
vs. Northwestern	59	18-49	.367	7-22	.318	16-21	.762	31	23	14	9	7	4
Iowa	56	20-44	.455	5-18	.278	11-12	.917	27	16	10	19	7	10
vs. #7 Michigan State	59	22-57	.386	3-15	.200	12-16	.750	34	13	9	13	5	9
Iowa	68	22-57	.386	6-19	.316	18-26	.692	42	13	11	13	4	9
Indiana State	52	19-50	.380	4-17	.235	10-11	.909	27	17	12	16	0	7
Iowa	75	26-55	.473	8-19	.421	15-21	.714	34	18	20	8	5	5
Stony Brook	63	24-51	.471	6-16	.375	9-17	.529	30	20	9	11	1	1



# IOWA HAWKEYE BASKETBALL

## Season & Career Bests

### Season Bests

Player	Points	3-Pointers	Rebounds	Assists	Blocks	Steals
Melsahn Basabe	17, A&M-CC	---	13, Nebraska	2, twice	5, Northwestern	2, three times
Anthony Clemmons	14, Iowa State	2, three times	4, twice	9, Coppin State	1, seven times	3, three times
Kyle Denning	6, SCSU	2, SCSU	1, SCSU	2, SCSU	---	1, N'western
Mike Gesell	23, UNI	4, UNI	6, twice	8, SCSU	1, ten times	4, Minnesota
Pat Ingram	3, Michigan	---	3, SCSU	3, SCSU	---	1, three times
Roy Devyn Marble	30, UNI	6, SCSU	9, Indiana	7, Virginia Tech	2, UNI	4, Indiana State
Eric May	13, Wichita State	2, Ohio St.	7, twice	7, UNI	1, six times	3, Nebraska
Zach McCabe	15, Michigan State	4, UTPA	8, twice	3, three times	2, Gardner-Webb	4, Penn State
Josh Oglesby	14, Northwestern	4, twice	5, Wichita State	4, Northwestern	2, Wichita State	2, twice
Gabriel Olaseni	14, Coppin State	---	10, SCSU	3, Nebraska	7, Illinois	2, SCSU
Christopher Rickert	4, SCSU	---	3, Coppin State	1, Coppin State	---	---
Darius Stokes	2, twice	---	5, SCSU	1, UTPA	1, twice	---
Aaron White	27, Penn State	2, Purdue	13, twice	4, Northwestern	3, Minnesota	4, twice
Adam Woodbury	13, A&M-CC	---	9, twice	2, four times	3, three times	2, four times

### Career Bests

Player	Points	3-Pointers	Rebounds	Assists	Blocks	Steals
Melsahn Basabe	25, Michigan, '11	---	14, Iowa State, '10	2, four times	7, Iowa State, '10	2, six times
Anthony Clemmons	14, Iowa State, '12	2, three times	4, twice	9, Coppin St., '12	1, seven times	3, three times
Kyle Denning	6, SCSU, '12	2, SCSU, '12	---	2, SCSU, '12	---	1, N'western
Mike Gesell	23, UNI, '12	4, UNI, '12	6, twice	8, SCSU	1, ten times	4, Minnesota
Pat Ingram	3, Michigan	---	3, SCSU, '12	3, SCSU, '12	---	1, three times
Roy Devyn Marble	31, Oregon, '12	7, Oregon, '12	9, Indiana, '12	8, Wisconsin, '12	3, Boise State, '11	4, three times
Eric May	20, twice	5, Ohio State, '10	11, PVAM, '09	7, UNI, '12	3, three times	7, SIUE
Zach McCabe	20, three times	4, three times	10, Minnesota, '12	4, Minnesota, '12	2, twice	4, five times
Kyle Meyer	---	---	---	---	---	---
Josh Oglesby	24, Indiana, '12	6, Indiana, '12	5, twice	4, two times	2, Wichita St., '12	2, three times
Gabriel Olaseni	14, Coppin St., '12	---	10, SCSU, '12	3, Nebraska	7, Illinois, '13	2, twice
Christopher Rickert	4, SCSU, '12	---	3, Coppin St., '12	1, Coppin State	---	---
Darius Stokes	2, four times	---	5, SCSU, '12	1, three times	1, four times	1, Clemson, '11
Aaron White	27, Penn State, '13	2, four times	13, twice	4, two times	3, three times	4, twice
Adam Woodbury	13, A&M-CC, '12	---	9, twice	2, four times	3, three times	2, four times



# IOWA HAWKEYE BASKETBALL

## Season Highs And Lows/Specialty Statistics

CATEGORY		IOWA		OPPONENTS
<u>Points</u>	High	90	SC State	95 Virginia Tech, Michigan
	Low	56	Michigan State	36 Howard
<u>FG Made</u>	High	34	South Dakota	36 Michigan
	Low	12	Wichita State	14 Howard
<u>FG Att.</u>	High	76	South Dakota	71 SC State, Wisconsin
	Low	44	Michigan State	47 Minnesota
<u>FG%</u>	High	.571	Nebraska	.581 Michigan
	Low	.261	Wichita State	.254 SC State
<u>3FG Made</u>	High	12	UNI	10 Michigan, Nebraska
	Low	0	Coppin State	2 Indiana
<u>3FG Att.</u>	High	25	UNI	29 Coppin State, Illinois
	Low	10	Wisconsin	10 Ohio State
<u>3FG%</u>	High	.556	Minnesota	.471 Penn State
	Low	.000	Coppin State	.143 Indiana
<u>FTM</u>	High	31	Wichita State, Penn State	29 Indiana
	Low	6	Michigan	3 Coppin State
<u>FTA</u>	High	39	Wichita State, Penn State	42 Indiana
	Low	10	Michigan	6 Coppin State
<u>FT% (min. 10)</u>	High	.917	Michigan State	.909 Indiana State
	Low	.500	Ohio State	.417 Howard
<u>Off. Reb.</u>	High	22	Ohio State	19 Gardner-Webb
	Low	6	Michigan, Michigan State	5 Northwestern
<u>Def. Reb.</u>	High	41	SC State	34 Wisconsin
	Low	17	Minnesota	11 Nebraska
<u>Total Reb.</u>	High	56	SC State	49 Wisconsin
	Low	26	Michigan	22 Nebraska
<u>Assists</u>	High	22	A&M-CC, S.C. State, N'western	24 Michigan
	Low	6	Wisconsin	5 A&M-Corpus Christi
<u>Steals</u>	High	13	UTPA	15 Coppin State
	Low	2	Wichita State, Virginia Tech	0 Wisconsin
<u>Blocks</u>	High	13	Illinois	9 Ohio State
	Low	1	Northwestern/Ohio State	0 Four times
<u>Turnovers</u>	High	20	Coppin State	19 UTPA, CMU, ISU, Coppin State
	Low	7	Michigan, Wisconsin, N'western	6 Nebraska
<u>Fouls</u>	High	27	Indiana	26 Penn State
	Low	10	Coppin State	13 Michigan, Nebraska

GAME-BY-GAME SPECIALTY STATS						
Date	Opponent	IA-Opp.	Pts. Off	Pts. In	2nd	Bench
			TO's	Paint		
11/9	UT-Pan American	22-14	38-32	16-15	28-14	
11/12	Central Michigan	12-2	16-12	11-2	24-23	
11/15	Howard	10-10	32-16	11-11	16-5	
11/17	Gardner-Webb	19-17	24-28	16-20	19-24	
11/20	vs. W. Kentucky	18-15	20-22	9-18	19-7	
11/21	vs. Wichita State	14-20	6-30	9-14	35-40	
11/27	at Virginia Tech	11-11	42-46	13-2	24-22	
12/1	A&M-Corpus Christi	24-15	38-28	16-15	44-32	
12/4	South Dakota	23-7	54-14	24-4	26-12	
12/7	Iowa State	22-18	36-26	15-12	22-39	
12/15	vs. UNI	11-17	10-48	6-9	19-5	
12/19	SC State	18-6	32-22	20-15	39-10	
12/22	Coppin State	24-14	50-16	19-4	28-25	
12/31	#5 Indiana	9-15	28-40	5-10	13-16	
1/6	at #2 Michigan	2-15	32-44	6-5	21-20	
1/10	#18 Michigan St	10-24	34-38	3-9	31-12	
1/13	at Northwestern	7-9	40-18	6-1	40-22	
1/19	Wisconsin	12-8	30-26	6-14	17-35	
1/22	at #14 Ohio State	22-12	28-32	24-16	25-22	
1/27	at Purdue	6-10	22-38	7-10	16-16	
1/31	Penn State	20-17	26-18	15-16	27-12	
2/3	at #23 Minnesota	14-17	16-20	13-14	27-0	
2/6	at Wisconsin	12-15	24-24	17-20	33-8	
2/9	Northwestern	17-4	36-24	10-14	27-18	
2/14	at Penn State	6-18	24-30	15-12	17-11	
2/17	Minnesota	15-14	24-28	10-9	23-15	
2/21	at Nebraska	7-17	20-28	10-12	19-0	
2/27	Purdue	10-2	18-18	6-7	13-27	
3/2	at #1 Indiana	8-19	32-36	8-16	14-15	
3/5	Illinois	6-7	28-12	8-9	20-9	
3/9	Nebraska	13-20	38-20	18-10	24-10	
3/14	vs. Northwestern	8-7	26-20	13-4	15-13	
3/15	vs. #7 Michigan St	15-19	22-32	9-15	24-2	
3/20	Indiana State	21-13	26-28	11-2	18-19	
3/22	Stony Brook	12-4	20-26	12-10	22-10	

## IOWA AND OPPONENT INDIVIDUAL HIGH PERFORMANCES

CATEGORY	IOWA	OPPONENTS
<u>Points</u>	30 Roy Devyn Marble vs. UNI	26 D.J. Newbill (Penn State)
<u>Field Goals Made</u>	9 Roy Devyn Marble (three times)	11 D.J. Newbill (Penn State)
<u>Field Goals Attempted</u>	18 Roy Devyn Marble vs. Stony Brook	20 D.J. Newbill (Penn State)
<u>Field Goal Percentage (min. 5 made)</u>	.875 (7-8) Aaron White vs. Coppin State	.857 (6-7) Josh Cleveland (UTPA)
<u>3-Point Field Goals Made</u>	6 Roy Devyn Marble vs. SC State	7 Ray Gallegos (Nebraska)
<u>3-Point Field Goals Attempted</u>	9 Roy Devyn Marble vs. UNI	14 Ray Gallegos (Nebraska)
<u>3-Point Field Goals Pct. (min. 4 made)</u>	1.000 (4-4) Zach McCabe vs. UTPA	.500 (4-8) Casey Kasperbauer (South Dakota)
<u>Free Throws Made</u>	14 (14-19) Roy Devyn Marble vs. UNI	8 Five times
<u>Free Throws Attempted</u>	19 (14-19) Roy Devyn Marble vs. UNI	13 Cody Zeller (Indiana)
<u>Free Throw Pct. (min. 7 made)</u>	1.000 (10-10) Roy Devyn Marble vs. Illinois	.888 Two times
<u>Offensive Rebounds</u>	7 Aaron White vs. Gardner-Webb	8 Jared Berggren (Wisconsin)
<u>Defensive Rebounds</u>	10 Aaron White at Nebraska	9 Two times
<u>Total Rebounds</u>	13 Three times	14 Jared Berggren (Wisconsin)
<u>Assists</u>	8 Four times	12 Trey Burke (Michigan)
<u>Steals</u>	4 Four times, last by Aaron White at Indiana	4 Three times
<u>Blocks</u>	7 Gabriel Olaseni vs. Illinois	7 Jared Berggren (Wisconsin)
<u>Turnovers</u>	6 Aaron White vs. Indiana	7 Korie Lucious (Iowa State)



# IOWA HAWKEYE BASKETBALL

***The Last Time...***

## **The Last Time a Player . . .**

### ***Had 30 or more points***

Iowa -- 30, Roy Devyn Marble, UNI, 12/15/12  
Opponent -- 30, Tim Hardaway Jr., Michigan, 2/19/11

### ***Made at least 90% of his FGA (10 att.)***

Iowa -- .909 (9-10), Luke Recker vs. Purdue, 3/07/02  
Opponent -- .900 (9-10), E.J. Singler, Oregon, 3/18/12

### ***Made 100% of his FTA (10 att.)***

Iowa -- 1.000 (10-10), Roy Devyn Marble, 3/5/13  
Opponent -- 1.000 (10-10), Morris Smith IV, UTSA, 11/15/09

### ***Had 15 or more rebounds***

Iowa -- 15, Jarryd Cole vs. Northern Iowa, 12/7/10  
Opponent -- 15, Jon Leuer, Wisconsin, 2/9/11

### ***Had 10 or more assists***

Iowa -- 11, Bryce Cartwright vs. Oregon, 3/18/12  
Opponent -- 10, Jermaine Marshall, Penn State, 2/14/13

### ***Had 5 or more blocks***

Iowa -- 5, Melsahn Basabe vs. Northwestern, 3/14/13  
Opponent -- 7, Jared Berggren, Wisconsin, 2/6/13

### ***Had 5 or more steals***

Iowa -- 5, Jarryd Cole at Michigan State, 3/2/11  
Opponent -- 5, Drew Crawford, Northwestern, 3/3/12

## **The Last Time a Team . . .**

### ***Scored 100 or more points***

Iowa -- 105 vs. Central Arkansas, 12/19/11  
Opponent -- 108 by Oregon, 3/18/12

### ***Scored 40 or fewer points***

Iowa -- 40 at Wisconsin, 3/3/10  
Opponent -- 36 by Howard, 11/15/12

### ***Won an overtime game***

Iowa -- 75-67 (2 OT) vs. Penn State, 3/07/09  
Opponent -- 74-70 (2OT), Wisconsin, 2/6/13

### ***Made at least 60% of its FGA (20 att.)***

Iowa -- .630 (34-54) at Indiana, 1/19/12  
Opponent -- .617 (37-60) by Michigan State, 1/10/2012

### ***Made at least 50% of its 3-pt. FGA (8 att.)***

Iowa -- .556 (5-9) vs. Minnesota, 2/17/13  
Opponent -- .520 (13-25) by Northwestern, 2/9/12

### ***Made at least 90% of its FTA (10 att.)***

Iowa -- .909 (20-22) vs. Clemson, 11/29/11  
Opponents -- .909 (10-11) by Indiana State, 2/20/13



# IOWA HAWKEYE BASKETBALL

## 2012-13 Iowa Record When...

When playing at home:	18-2	When leading at the half:	21-4	When wearing White:	15-2
When playing on the road:	2-8	When trailing at the half:	2-8	When wearing Black:	2-10
When playing on a neutral court:	3-2	When tied at the half:	0-0	When wearing Gold:	6-0

When Iowa scores 100 points or more:	0-0	Iowa field goal percentage at home:	497-1118	.444
When Iowa scores 90-99 points:	1-0	Iowa field goal percentage on road:	338-858	.394
When Iowa scores 80-89 points:	6-0	Iowa 3-point percentage at home:	102-340	.300
When Iowa scores 70-79 points:	9-2	Iowa 3-point percentage on road:	78-263	.297
When Iowa scores under 70 points:	7-10	Iowa free throw percentage at home:	370-509	.727
		Iowa free throw percentage on road:	238-337	.706

When opponent scores 100 points or more:	0-0
When opponent scores 90-99 points:	0-2
When opponent scores 80-89 points:	0-0
When opponent scores 70-79 points:	3-4
When opponent scores 60-69 points:	6-5
When opponent scores fewer than 60 points:	14-1

On Sunday:	2-3
On Monday:	1-1
On Tuesday:	3-2
On Wednesday:	3-2
On Thursday:	4-1
On Friday:	3-1
On Saturday:	7-2

When Iowa shoots at least 50% from the field:	3-0
When Iowa shoots less than 50% from the field:	20-12
When opponent shoots at least 50% from the field:	0-3
When opponent shoots less than 50% from the field:	23-9
When Iowa has higher FG% than opponent:	20-2
When opponent has higher FG%:	3-8
When FG% is equal:	1-1

On BTN:	11-7
On CBS:	1-1
On ESPN:	0-0
On ESPN2:	2-2
On ESPNU:	4-1
On Mediacom:	3-0
On Fox Sports:	0-0
BTN.com:	2-1
No Television:	0-0

When Iowa outrebounds opponent:	20-4
When opponent has more rebounds:	3-8
When rebounds are equal:	0-0

Most Points, First Half:	47 vs. SCSU
Fewest Points, First Half:	14 vs. Indiana
Most Points Allowed, First Half:	46 vs. Michigan
Fewest Points Allowed, First Half:	14 vs. Coppin State
Most Points, Second Half:	47 vs. Gardner-Webb
Fewest Points, Second Half:	26 vs. Michigan State
Most Points Allowed, Second Half:	49 vs. Virginia Tech, Michigan
Fewest Points Allowed, Second Half:	18 vs. Gardner-Webb
Largest Halftime Advantage:	27 vs. SCSU
Largest Halftime Deficit:	20 vs. Gardner-Webb

When Iowa shoots at least 50% from 3-point range:	1-1
When Iowa shoots less than 50% from 3-point range:	22-11
When opponent shoots at least 50% from 3-point range:	0-0
When opponent shoots less than 50% from 3-point range:	23-12
When Iowa has a higher 3-point FG% than opponent:	14-4
When opponent has a higher 3-point FG%:	9-7
When 3-point FG% is equal:	0-1

When Iowa has more assists than opponent:	17-6
When opponent has more assists:	6-4
When assists are equal:	0-1

When Iowa has fewer turnovers than opponent:	15-3
When opponent has fewer turnovers:	8-6
When turnovers are equal:	1-2
When Iowa has more steals than opponent:	12-6
When opponent has more steals:	10-4
When steals are equal:	1-1



# IOWA HAWKEYE BASKETBALL

## Under McCaffery... Iowa Record When . . .

When playing at home:	40-16	When leading at the half:	43-13	When wearing White:	36-17
When playing on the road:	7-26	When trailing at the half:	7-36	When wearing Black:	8-31
When playing on a neutral court:	5-7	When tied at the half:	2-0	When wearing Gold:	8-1
When Iowa scores 100 points or more:	2-0	Iowa field goal percentage at home:	1447-3181		.455
When Iowa scores 90-99 points:	4-1	Iowa field goal percentage on road:	1057-2531		.418
When Iowa scores 80-89 points:	11-1	Iowa 3-point percentage at home:	300-904		.332
When Iowa scores 70-79 points:	18-15	Iowa 3-point percentage on road:	227-712		.319
When Iowa scores under 70 points:	17-32	Iowa free throw percentage at home:	915-1264		.724
		Iowa free throw percentage on road:	612-891		.687
When opponent scores 100 points or more:	0-2	On Sunday:	4-12		
When opponent scores 90-99 points:	0-5	On Monday:	3-2		
When opponent scores 80-89 points:	0-9	On Tuesday:	7-8		
When opponent scores 70-79 points:	8-20	On Wednesday:	7-10		
When opponent scores 60-69 points:	16-12	On Thursday:	6-6		
When opponent scores fewer than 60 points:	28-1	On Friday:	6-5		
When Iowa shoots at least 50% from the field:	11-6	On Saturday:	17-5		
When Iowa shoots less than 50% from the field:	41-43	On BTN:	21-30		
When opponent shoots at least 50% from the field:	2-24	On CBS:	1-1		
When opponent shoots less than 50% from the field:	50-25	On ESPN:	2-1		
When Iowa has higher FG% than opponent:	46-10	On ESPN2:	4-4		
When opponent has higher FG%:	6-37	On ESPNU:	6-7		
When FG% is equal:	1-1	On Mediacom:	8-0		
When Iowa outrebounds opponent:	44-14	On Fox Sports:	0-0		
When opponent has more rebounds:	8-34	BTN.com:	6-2		
When rebounds are equal:	0-1	No Television:	2-2		
When Iowa shoots at least 80% from the line:	13-9	Most Points, First Half: 55 vs. Central Arkansas, '11			
When Iowa shoots less than 80% from the line:	39-40	Fewest Points, First Half: 14 vs. Indiana, '13			
When opponent shoots at least 80% from the line:	12-11	Most Points Allowed, First Half: 55 vs. Michigan State, '12			
When opponent shoots less than 80% from the line:	41-38	Fewest Points Allowed, First Half: 14 vs. Coppin State, '12			
When Iowa shoots more free throws than opponent:	44-20	Most Points, Second Half: 58 vs. SIU-Edwardsville, '10			
When opponent shoots more free throws:	6-28	Fewest Points, Second Half: 24 vs. Wisconsin, '12			
When free throws attempts are equal:	2-1	Most Points Allowed, Second Half: 61 at Oregon, '12			
When Iowa has higher FT% than opponent:	32-20	Fewest Points Allowed, Second Half: 16 vs. UNI, '10			
When opponent has higher FT%:	20-29	Largest Halftime Advantage: 33 vs. SIU-Edwardsville, '10			
When FT% is equal:	0-0	Largest Halftime Deficit: 22 at Michigan State, '12			
When Iowa shoots at least 50% from 3-point range:	5-4				
When Iowa shoots less than 50% from 3-point range:	47-45				
When opponent shoots at least 50% from 3-point range:	1-10				
When opponent shoots less than 50% from 3-point range:	51-39				
When Iowa has a higher 3-point FG% than opponent:	32-21				
When opponent has a higher 3-point FG%:	17-30				
When 3-point FG% is equal:	0-1				
When Iowa has more assists than opponent:	38-12				
When opponent has more assists:	12-34				
When assists are equal:	2-3				
When Iowa has fewer turnovers than opponent:	31-17				
When opponent has fewer turnovers:	16-28				
When turnovers are equal:	5-4				
When Iowa has more steals than opponent:	33-22				
When opponent has more steals:	15-24				
When steals are equal:	4-2				





# IOWA HAWKEYE BASKETBALL

## Iowa Superlatives Under McCaffery

### TEAM

#### Most Points Scored

1. 111 – SIU Edwardsville (11/26/10)
2. 105 – Central Arkansas (12/19/11)
3. 97 – Oregon (3/18/12)
4. 96 – Chicago St (11/11/11)
5. 95 – North Carolina A&T (11/14/11)

#### Fewest Points Allowed

1. 36 -- Howard (11/15/12)
2. 40 – Louisiana Monroe (11/16/10)
3. 46 -- SC State (12/19/12)
4. 47 – Alabama (11/20/10)
5. 48 -- Purdue (2/27/13)

#### Field Goals Made

1. 42 – Central Arkansas (12/19/11)
2. 37 – SIU Edwardsville (11/26/10)
2. 37 – Oregon (3/18/12)
4. 34 – Indiana (1/29/12)
- 34 -- South Dakota (12/4/12)

#### Field Goals Attempted

1. 79 – Oregon (3/18/12)
2. 76 – Central Arkansas (12/19/11)
- 76 -- South Dakota (12/4/12)
4. 74 -- Wisconsin (2/6/13)
5. 71 – Wake Forest (11/30/10)

#### Field Goal Percentage (20 Made)

1. .630 – Indiana (1/29/12)
2. .587 – SIU Edwardsville (11/26/10)
3. .577 – Indiana (1/23/11)
- .577 – Mich St (2/2/11)
5. .571 – Nebraska (3/9/13)

#### 3-Point Field Goals Made

1. 13 – Northern Illinois (11/17/11)
2. 12 -- Northern Iowa (12/15/12)
3. 11 -- SC State (12/19/12)
4. 10 – SIU Edwardsville (11/26/10)
- 10 – Wisconsin (2/23/12)
- 10 – Mich St (3/9/12)
- 10 – Oregon (3/18/12)

#### 3-Point Field Goals Attempted

1. 28 – Minnesota (2/13/11)
2. 27 – Chicago St (11/11/11)
3. 26 – North Carolina A&T (11/14/11)
4. 25 - Northern Iowa (12/15/12)
5. 24 – Illinois (12/29/10)

#### 3-Point FG Percentage (10 Made)

1. .619 (13-21) Northern Illinois (11/17/11)
2. .556 (10-18) SIUE (11/26/10)
- .556 (10-18) Wisconsin (2/23/12)
4. .500 (10-20) Mich St (3/9/12)
5. .480 (12-25) Northern Iowa (12/15/12)

#### Free Throws Made

1. 31 -- Wichita St (11/21/12)
- 31 -- Penn St (1/31/13)
3. 29 – Penn St (2/4/12)
4. 27 – SIU Edwardsville (11/26/10)
- 27 – Indiana (1/23/11)
- 27 – Chicago St (11/11/11)

#### Free Throws Attempted

1. 39 – Indiana (1/23/11)
- 39 -- Wichita St (11/21/12)
- 39 -- Penn St (1/31/13)
4. 38 – SIU Edwardsville (11/26/10)
5. 37 - Northern Iowa (12/15/12)

#### Free Throw Percentage (10 Made)

1. .917 (11-12) Michigan St (3/15/13)
2. .909 (20-22) Clemson (11/29/11)
3. .895 (17-19) South Dakota (12/4/12)
4. .880 (22-25) Iowa St (12/9/11)
5. .867 (13-15) Oregon (3/18/12)
- .867 (13-15) Nebraska (2/23/13)
- .867 (13-15) Nebraska (3/9/13)

#### Most Rebounds

1. 56 – Brown (12/3/11)
- 56 -- SC State (12/19/12)
3. 54 -- Coppin State (12/22/12)
4. 53 – North Carolina A&T (11/14/11)
- 53 – Central Arkansas (12/19/11)

#### Most Assists

1. 32 – Central Arkansas (12/19/11)
2. 26 – Northern Illinois (11/17/11)
3. 24 – SIU Edwardsville (11/26/10)
4. 23 – Dayton (3/13/12)
5. 22 – Chicago St (11/11/11)
- 22 -- A&M-Corpus Christi (12/1/12)
- 22 -- SC State (12/19/12)
- 22 -- Northwestern (1/13/13)

#### Most Steals

1. 19 – SIU Edwardsville (11/26/10)
2. 14 – Idaho St (12/4/10)
- 14 – Chicago St (11/11/11)
4. 13 – IPFW (11/26/11)
- 13 -- UT-Pan American (11/9/12)

#### Most Blocked Shots

1. 12 -- Illinois (3/5/13)
2. 10 -- UT-Pan American (11/9/12)
3. 8 -- Purdue (1/27/13)
- 8 – Boise St (12/22/11)
- 8 -- Northwestern (3/14/13)

#### Fewest Turnovers

1. 5 – Boise St (12/22/11)
2. 6 – Illinois (3/8/12)
3. 7 -- Michigan (1/6/13)
- 7 -- Wisconsin (1/19/13)
- 7 -- Northwestern (3/14/13)

### INDIVIDUAL

#### Most Points:

1. 33 – Matt Gatens vs Wisconsin (2/23/12)
2. 31 – Devyn Marble vs Oregon (3/18/12)
3. 30 – Matt Gatens vs Indiana (2/19/12)
- 30 -- Roy Devyn Marble vs. UNI (12/15/12)
5. 28 -- Roy Devyn Marble vs. Stony Brook (3/22/13)
6. 27 – Matt Gatens vs NC A&T (11/14/11)
- 27 -- Roy Devyn Marble vs. SCSU (12/19/12)
- 27 -- Aaron White vs. Penn St (1/31/13)

#### Field Goals Made

1. 12 – Matt Gatens vs Wisconsin (2/23/12)
2. 10 – Devyn Marble vs Oregon (3/18/12)
- 10 – Aaron White vs Dayton (3/13/12)
- 10 – Matt Gatens vs Indiana (2/19/12)

#### Field Goals Attempted

1. 21 – Matt Gatens vs Minnesota (1/16/11)
2. 19 – Bryce Cartwright vs La Tech (12/21/10)
3. 18 – Matt Gatens vs Wisconsin (2/23/12)
- 18 – Matt Gatens vs Indiana (2/19/12)
- 18 -- Roy Devyn Marble vs. Stony Brook (3/22/13)

#### 3-Point FG Made

1. 7 – Devyn Marble vs Oregon (3/18/12)
- 7 – Matt Gatens vs Wisconsin (2/23/12)
- 7 – Matt Gatens vs Indiana (2/19/12)
4. 6 -- Roy Devyn Marble vs. SCSU (12/19/12)

#### Free Throws Made

1. 14 -- Roy Devyn Marble vs. UNI (12/15/12)
2. 13 -- Aaron White vs. Wisconsin (1/19/13)
3. 12 -- Roy Devyn Marble vs. Indiana (12/31/12)
4. 11 – Matt Gatens vs Indiana (1/23/11)
- 11 -- Aaron White vs. Wichita St (11/21/12)
- 11 -- Aaron White vs. Purdue (2/27/13)

#### 3-Point Field Goals Attempted

1. 11 – Matt Gatens vs Minnesota (2/13/11)
2. 10 – Matt Gatens vs Penn St (2/4/12)
- 10 -- Roy Devyn Marble at Iowa St (12/9/11)

#### Most Rebounds:

1. 15 -- Jarryd Cole vs UNI (12/7/10)
2. 14 -- Melsahn Basabe vs Iowa St (12/10/10)
3. 13 -- Melsahn Basabe vs Indiana (2/5/10)
- 13 -- Melsahn Basabe vs Minnesota (1/16/11)
- 13 -- Melsahn Basabe vs Ohio St (1/4/11)
- 13 -- Aaron White at Nebraska (2/23/13)
- 13 -- Melsahn Basabe vs. Nebraska (3/9/13)
- 13 -- Aaron White vs. Indiana State (3/20/13)

#### Most Assists

1. 11 -- Bryce Cartwright vs Dayton (3/13/12)
2. 10 -- Bryce Cartwright at Oregon (3/18/12)
- 10 -- Bryce Cartwright vs Mich St (2/2/11)
4. 9 -- Bryce Cartwright (four times)
- 9 -- Anthony Clemmons (12/22/12)

#### Most Steals

1. 7 -- Eric May vs SIUE (11/26/10)
2. 6 -- Eric May at Wake Forest (11/30/10)
3. 5 -- Jarryd Cole at Mich St (3/2/11)
- 5 -- Matt Gatens vs Idaho St (12/4/10)

#### Most Blocks

1. 7 -- Melsahn Basabe vs. Iowa St (12/10/10)
- 7 -- Gabriel Olaseni vs. Illinois (3/5/13)
3. 6 -- Melsahn Basabe vs Ohio St (1/4/11)
4. 5 -- Melsahn Basabe vs Indiana (2/19/12)
- 5 -- Melsahn Basabe vs Nwstern (3/14/13)

## Game 1 - Iowa 86, UT-Pan American 55

Official Basketball Box Score -- Game Totals -- Final Statistics  
**UTPA vs Iowa**  
 11/09/12 8:05 p.m. at Carver-Hawkeye Arena - Iowa City, IA

UTPA 55 • 0-1

#	Player	Total		3-Ptr		Rebounds			PF	TP	A	TO	Blk	Stl	Min
		FG-FGA	FG-FGA	FT-FTA	FT-FTA	Off	Def	Tot							
13	Cabrera, Ruben	f	1-2	0-0	1-2	0	2	2	1	3	0	0	0	0	11
21	Toivonen, Lauri	f	1-1	0-0	0-0	0	0	0	2	2	1	4	1	1	16
01	Provost, Brandon	g	5-17	2-10	1-1	1	5	6	1	13	1	2	1	2	33
03	Urbanus, Aaron	g	5-11	3-7	0-0	1	4	5	1	13	1	2	0	0	30
23	Dalgado, Jesus	g	5-12	0-1	0-0	2	2	4	3	10	4	3	0	1	27
04	Dantzier, Jamal	g	0-2	0-0	0-0	1	1	2	0	0	0	0	0	1	11
05	Nash, DeMarko	g	0-2	0-2	2-2	0	1	1	1	2	0	0	0	1	5
24	Hines, Shaquille	g	0-1	0-0	0-0	0	5	5	4	0	0	1	0	1	14
20	Cleveland, Josh	g	6-7	0-0	0-1	4	1	5	4	12	0	1	1	1	22
30	Johnson, Hurley	g	0-5	0-3	0-2	1	1	2	2	0	0	2	0	0	15
32	Leathers, Justin	g	0-6	0-1	0-0	2	3	5	3	0	0	4	1	2	16
	Team					2	2	4							
	Totals		23-66	5-24	4-8	14	27	41	22	55	7	19	4	10	200

FG % 1st Half: 11-29 37.9% 2nd half: 12-37 32.4% Game: 23-66 34.8%  
 3FG % 1st Half: 1-9 11.1% 2nd half: 4-15 26.7% Game: 5-24 20.8%  
 FT % 1st Half: 1-2 50.0% 2nd half: 3-6 50.0% Game: 4-8 50.0%

Iowa 86 • 1-0

#	Player	Total		3-Ptr		Rebounds			PF	TP	A	TO	Blk	Stl	Min
		FG-FGA	FG-FGA	FT-FTA	FT-FTA	Off	Def	Tot							
15	McCabe, Zach	f	5-9	4-4	0-0	2	6	8	2	14	1	2	0	2	21
30	White, Aaron	f	6-9	0-1	4-6	3	2	5	1	16	2	1	2	4	21
34	Woodbury, Adam	c	4-6	0-0	2-3	2	1	3	0	10	1	1	3	1	14
04	Marble, Roy Devyn	g	4-12	0-2	3-4	0	2	2	1	11	4	0	0	1	23
10	Gesell, Mike	g	3-6	1-3	0-0	0	3	3	0	7	4	1	0	1	24
00	Olaseni, Gabriel	g	1-3	0-0	0-0	1	6	7	4	2	0	0	2	1	14
01	Basabe, Melsahn	g	2-9	0-0	5-8	6	4	10	3	9	0	3	2	2	17
02	Oglesby, Josh	g	1-5	1-5	1-2	0	0	0	0	4	0	0	0	0	14
05	Clemmons, Anthony	g	2-5	1-1	0-0	2	2	4	0	5	2	2	0	0	14
11	Rickert, Christopher	g	0-1	0-0	0-0	0	0	0	1	0	0	0	0	0	3
13	Denning, Kyle	g	0-0	0-0	0-0	0	0	0	0	0	0	1	0	0	3
24	Ingram, Pat	g	1-1	0-0	0-0	0	0	0	0	2	1	1	0	0	4
25	May, Eric	g	2-3	0-0	2-2	1	4	5	0	6	2	1	0	1	24
35	Stokes, Darius	g	0-0	0-0	0-0	0	0	0	0	1	0	1	0	1	4
	Team					1	1	2							
	Totals		31-69	7-16	17-25	18	31	49	12	86	18	13	10	13	200

FG % 1st Half: 14-36 38.9% 2nd half: 17-33 51.5% Game: 31-69 44.9%  
 3FG % 1st Half: 3-9 33.3% 2nd half: 4-7 57.1% Game: 7-16 43.8%  
 FT % 1st Half: 14-20 70.0% 2nd half: 3-5 60.0% Game: 17-25 68.0%

Officials: Ted Valentine, Steve McClunkins, Todd Williams  
 Technical fouls: UTPA-None. Iowa-None.  
 Attendance: 14859  
 2012-13 Season Opener

Score by periods	1st	2nd	Total
UTPA	24	31	55
Iowa	45	41	86

	In	Off	2nd	Fast	Bench
Points	Paint	T/O	Chance	Break	
UTPA	32	14	15	7	14
Iowa	38	22	16	6	28

Last FG - UTPA 2nd-01:32, IOWA 2nd-02:00.  
 Largest lead - UTPA None, IOWA by 37 2nd-03:41.

Score tied - 0 times.  
 Lead changed - 0 times.

## Game 2 - Iowa 73, Central Michigan 61

Official Basketball Box Score -- Game Totals -- Final Statistics  
**Central Michigan vs Iowa**  
 11/12/12 6:35 p.m. at Carver-Hawkeye Arena - Iowa City, IA

Central Michigan 61 • 0-1

#	Player	Total		3-Ptr		Rebounds			PF	TP	A	TO	Blk	Stl	Min
		FG-FGA	FG-FGA	FT-FTA	FT-FTA	Off	Def	Tot							
34	Simons, John	f	1-4	1-2	5-5	1	4	5	1	8	3	2	1	1	30
41	Saylor, Zach	f	2-5	0-0	0-0	1	3	4	4	4	0	1	0	0	24
12	Randall, Kyle	g	5-8	1-2	6-6	1	3	4	0	17	2	5	0	1	31
15	Fowler, Chris	g	1-4	0-0	1-3	0	2	2	3	3	2	3	0	1	21
33	Keel, Austin	g	2-9	2-7	0-2	0	4	4	2	6	1	4	1	1	31
03	Richardson, Derrick	g	4-6	2-2	4-5	0	2	2	3	14	1	2	0	0	21
05	Craddock, Finis	g	0-1	0-0	0-0	1	0	1	1	0	0	1	0	1	8
23	Stewart, Austin	g	1-4	0-1	0-0	0	0	0	1	2	0	1	0	1	8
24	Hibbitts, Blake	g	0-2	0-2	0-0	0	0	0	3	0	1	0	0	1	10
25	Mbaigoto, Olivier	g	3-5	1-2	0-0	1	2	3	3	7	1	0	2	0	16
	Team					4	3	7							
	Totals		19-48	7-18	16-21	9	23	32	21	61	11	19	4	7	200

FG % 1st Half: 8-28 28.6% 2nd half: 11-20 55.0% Game: 19-48 39.6%  
 3FG % 1st Half: 5-14 35.7% 2nd half: 2-4 50.0% Game: 7-18 38.9%  
 FT % 1st Half: 1-2 50.0% 2nd half: 11-13 84.6% Game: 16-21 76.2%

Iowa 73 • 2-0

#	Player	Total		3-Ptr		Rebounds			PF	TP	A	TO	Blk	Stl	Min
		FG-FGA	FG-FGA	FT-FTA	FT-FTA	Off	Def	Tot							
15	McCabe, Zach	f	0-3	0-2	0-0	1	0	1	4	0	1	1	0	0	10
30	White, Aaron	f	4-8	0-1	6-9	5	4	9	3	14	2	3	0	1	31
34	Woodbury, Adam	c	1-3	0-0	0-1	4	1	5	2	2	0	1	1	1	16
04	Marble, Roy Devyn	g	6-15	2-4	4-7	2	4	6	2	18	3	2	0	0	40
10	Gesell, Mike	g	6-11	3-6	0-1	0	3	3	2	15	5	3	0	1	32
00	Olaseni, Gabriel	g	0-0	0-0	2-2	0	2	2	0	2	0	0	0	0	3
01	Basabe, Melsahn	g	4-8	0-0	1-1	1	2	3	1	9	0	1	4	1	20
02	Oglesby, Josh	g	0-2	0-2	0-0	0	0	0	0	0	0	0	0	1	6
05	Clemmons, Anthony	g	3-6	2-4	1-2	1	1	2	0	9	4	2	0	0	21
25	May, Eric	g	2-2	0-0	0-0	0	4	4	2	4	1	2	0	2	21
	Team					3	2	5							
	Totals		26-58	7-19	14-23	17	23	40	16	73	16	15	5	7	200

FG % 1st Half: 11-31 35.5% 2nd half: 15-27 55.6% Game: 26-58 44.8%  
 3FG % 1st Half: 2-10 20.0% 2nd half: 5-9 55.6% Game: 7-19 36.8%  
 FT % 1st Half: 5-8 62.5% 2nd half: 9-15 60.0% Game: 14-23 60.9%

Officials: Lamont Simpson, Glenn Mayborg, D.J. Carstensen  
 Technical fouls: Central Michigan-None. Iowa-None.  
 Attendance: 10578

Score by periods	1st	2nd	Total
Central Michigan	26	35	61
Iowa	29	44	73

	In	Off	2nd	Fast	Bench
Points	Paint	T/O	Chance	Break	
CMU	16	13	6	4	23
IOWA	28	23	17	10	24

Last FG - CMU 2nd-00:05, IOWA 2nd-00:21.  
 Largest lead - CMU by 3 1st-17:35, IOWA by 15 2nd-08:09.

Score tied - 7 times.  
 Lead changed - 6 times.

## Game 3 - Iowa 66, Howard 36

Official Basketball Box Score -- Game Totals -- Final Statistics  
**Howard vs Iowa**  
 11/15/12 7:05 p.m. at Carver-Hawkeye Arena - Iowa City, IA

Howard 36 • 0-2

#	Player	Total		3-Ptr		Rebounds			PF	TP	A	TO	Blk	Stl	Min
		FG-FGA	FG-FGA	FT-FTA	FT-FTA	Off	Def	Tot							
03	Okoroh, Prince	f	0-5	0-0	0-0	2	3	5	4	0	0	2	0	2	25
13	Phillips, Mike	f	5-10	0-0	1-2	3	2	5	2	11	1	3	0	0	33
32	Leary, Alphonso	c	2-6	0-0	3-4	3	1	4	3	7	0	0	1	2	30
02	Thompson, Calvin	g	2-11	1-4	1-2	0	4	4	3	6	1	2	0	0	30
05	Frazier, Simuel	g	3-7	1-3	0-2	0	2	2	3	7	4	2	0	3	26
00	Okoro, Emmanuel	g	0-1	0-1	0-0	0	1	1	0	0	0	0	0	0	3
01	Lee, Tre	g	1-6	1-3	0-0	0	2	2	0	3	0	1	0	0	24
04	Dickerson, Anton	g	1-6	0-5	0-0	0	2	2	1	2	0	0	1	0	14
21	Smith, Anthony	g	0-0	0-0	0-0	0	0	0	0	0	0	0	0	0	2
25	Boymo, Theodore	g	0-0	0-0	0-2	1	1	2	4	0	0	1	0	1	13
	Team					1	2	3							
	Totals		14-52	3-16	5-12	10	20	30	20	36	6	13	2	8	200

FG % 1st Half: 6-25 24.0% 2nd half: 8-27 29.6% Game: 14-52 26.9%  
 3FG % 1st Half: 1-6 16.7% 2nd half: 2-10 20.0% Game: 3-16 18.8%  
 FT % 1st Half: 3-4 75.0% 2nd half: 2-8 25.0% Game: 5-12 41.7%

Iowa 66 • 3-0

#	Player	Total		3-Ptr		Rebounds			PF	TP	A	TO	Blk	Stl	Min
		FG-FGA	FG-FGA	FT-FTA	FT-FTA	Off	Def	Tot							
15	McCabe, Zach	f	2-2	1-1	0-0	0	3	3	1	5	2	2	0	0	17
30	White, Aaron	f	3-7	0-4	10-11	3	5	8	2	16	3	1	1	0	26
34	Woodbury, Adam	c	2-2	0-0	0-0	1	5	6	2	4	0	0	1	0	19
04	Marble, Roy Devyn	g	9-15	2-5	2-4	1	1	2	1	22	2	2	1	1	29
10	Gesell, Mike	g	1-6	1-4	0-0	0	3	3	1	3	5	1	0	0	27
00	Olaseni, Gabriel	g	0-1	0-0	0-0	1	2	3	0	0	0	0	2	1	14
01	Basabe, Melsahn	g	2-3	0-0	1-2	4	2	6	1	5	1	3	0	0	15
02	Oglesby, Josh	g	0-5	0-5	0-0	0	1								

## Game 5 - Iowa 63, Western Kentucky 55

Official Basketball Box Score -- Game Totals -- Final Statistics  
Western Kentucky vs Iowa  
11/20/12 9:00 PM at Moon Palace Resort (Cancun, Mexico)

Western Kentucky 55 • 2-2

#	Player	Total		3-Ptr		Rebounds			PF	TP	A	TO	Blk	Stl	Min
		FG-FGA	FG-FGA	FT-FTA	FT-FTA	Off	Def	Tot							
22	Akol, Teeng	f	2-6	0-1	0-0	1	0	1	2	4	0	0	3	1	18
44	Fant, George	f	4-11	0-0	1-2	4	2	6	1	9	0	3	2	1	32
12	Harris, Brandon	g	2-8	1-7	0-0	2	8	10	2	5	1	1	0	1	31
14	Crook, Jamal	g	4-7	0-0	6-9	1	1	2	4	14	6	4	0	2	30
52	Price, T.J.	g	5-14	3-7	3-4	1	0	1	4	16	2	0	0	3	22
00	Anyigbo, Kene	g	1-1	0-0	0-0	1	0	1	1	2	0	1	0	0	3
01	Kaspar, Kevin	g	2-7	1-4	0-0	1	0	1	3	5	1	2	0	0	18
02	Dickerson, Caden	g	0-2	0-2	0-0	0	0	0	1	0	2	1	0	1	16
15	Akamune, O'Karo	g	0-3	0-0	0-0	1	0	1	0	0	0	0	0	2	15
20	Rostov, Aleksejs	g	0-0	0-0	0-0	0	1	1	1	0	0	1	0	0	11
24	Drane, Stephon	g	0-1	0-0	0-0	0	0	0	3	0	0	0	0	0	4
	Team					5	3	8							
	Totals		20-60	5-21	10-15	17	15	32	22	55	12	13	5	11	200

FG % 1st Half: 8-28 28.6% 2nd half: 12-32 37.5% Game: 20-60 33.3% Deadball Rebounds 2  
3FG % 1st Half: 2-10 20.0% 2nd half: 3-11 27.3% Game: 5-21 23.8%  
FT % 1st Half: 4-6 66.7% 2nd half: 6-9 66.7% Game: 10-15 66.7%

Iowa 63 • 5-0

#	Player	Total		3-Ptr		Rebounds			PF	TP	A	TO	Blk	Stl	Min
		FG-FGA	FG-FGA	FT-FTA	FT-FTA	Off	Def	Tot							
15	McCabe, Zach	f	2-8	1-4	4-5	3	2	5	5	9	0	3	0	2	21
30	White, Aaron	f	1-2	0-1	0-0	0	4	4	1	2	1	3	0	0	29
34	Woodbury, Adam	c	2-5	0-0	0-0	3	3	6	3	4	0	1	0	0	13
04	Marble, Roy Devyn	g	3-5	0-0	4-4	0	1	1	1	10	4	3	0	0	33
10	Gesell, Mike	g	7-10	3-5	2-3	0	4	4	3	19	2	4	0	2	29
00	Olaseni, Gabriel	g	0-1	0-0	0-0	0	1	1	1	0	0	1	1	0	2
01	Basabe, Melsahn	g	4-5	0-0	3-4	2	3	5	0	11	1	2	4	1	23
02	Oglesby, Josh	g	0-3	0-2	0-0	0	1	1	0	0	0	0	0	0	11
05	Clemmons, Anthony	g	0-1	0-0	0-0	0	1	1	2	0	2	0	0	1	11
25	May, Eric	g	3-7	0-0	2-3	0	6	6	2	8	1	1	1	0	28
	Team					4	0	4							
	Totals		22-47	4-12	15-20	12	26	38	18	63	11	18	6	6	200

FG % 1st Half: 10-23 43.5% 2nd half: 12-24 50.0% Game: 22-47 46.8% Deadball Rebounds 3  
3FG % 1st Half: 4-7 57.1% 2nd half: 0-5 0.0% Game: 4-12 33.3%  
FT % 1st Half: 6-9 66.7% 2nd half: 9-11 81.8% Game: 15-20 75.0%

Officials: Steve McJunkins, Paul Szelc, Jeff Spedoske  
Technical fouls: Western Kentucky-None. Iowa-None.  
Attendance: 902  
2012 Triple Crown Sports Cancun Challenge

Score by periods	1st	2nd	Total
Western Kentucky	22	33	55
Iowa	30	33	63

	In	Off	2nd	Fast	Bench
Points	Paint	T/O	Chance	Break	
WKU	22	15	18	10	7
IOWA	20	18	9	9	19

Last FG - WKU 2nd-00:35, IOWA 2nd-01:06.  
Largest lead - WKU None, IOWA by 12 2nd-09:46.

Score tied - 1 time.  
Lead changed - 0 times.

## Game 6 - Wichita State 75, Iowa 63

Official Basketball Box Score -- Game Totals -- Final Statistics  
Iowa vs Wichita State  
11/21/12 8:35 PM at Moon Palace Resort (Cancun, Mexico)

Iowa 63 • 5-1

#	Player	Total		3-Ptr		Rebounds			PF	TP	A	TO	Blk	Stl	Min
		FG-FGA	FG-FGA	FT-FTA	FT-FTA	Off	Def	Tot							
15	McCabe, Zach	f	0-3	0-1	0-0	0	1	1	4	0	0	1	0	0	13
30	White, Aaron	f	1-4	1-2	11-12	0	3	3	3	14	1	2	1	2	35
34	Woodbury, Adam	c	0-3	0-0	1-3	0	1	0	1	3	1	1	0	1	17
04	Marble, Roy Devyn	g	4-12	2-2	1-2	3	1	4	2	11	2	5	0	0	36
10	Gesell, Mike	g	0-3	0-0	2-2	1	2	3	4	2	2	0	0	0	12
00	Olaseni, Gabriel	g	0-0	0-0	0-0	0	0	0	0	0	0	0	0	0	3
01	Basabe, Melsahn	g	0-2	0-0	6-8	0	2	2	2	6	0	1	1	0	21
02	Oglesby, Josh	g	4-11	4-8	0-0	0	5	5	2	12	1	1	2	0	21
05	Clemmons, Anthony	g	1-1	1-1	0-0	0	2	2	1	3	1	0	0	0	11
24	Ingram, Pat	g	0-1	0-0	1-2	0	0	0	0	1	1	0	0	0	8
25	May, Eric	g	2-6	0-1	9-10	2	4	6	1	13	0	1	0	0	23
	Team					3	0	3							
	Totals		12-46	8-15	31-39	10	20	30	22	63	7	14	5	2	200

FG % 1st Half: 8-22 36.4% 2nd half: 4-24 16.7% Game: 12-46 26.1% Deadball Rebounds 5-3  
3FG % 1st Half: 7-8 87.5% 2nd half: 1-7 14.3% Game: 8-15 53.3%  
FT % 1st Half: 12-15 80.0% 2nd half: 19-24 79.2% Game: 31-39 79.5%

Wichita State 75 • 6-0

#	Player	Total		3-Ptr		Rebounds			PF	TP	A	TO	Blk	Stl	Min
		FG-FGA	FG-FGA	FT-FTA	FT-FTA	Off	Def	Tot							
22	Hall, Carl	f	3-6	0-0	6-7	2	2	4	4	12	0	2	1	0	21
21	Orukpe, Ehimen	c	2-2	0-0	0-0	2	6	8	3	4	0	1	5	1	23
02	Armstead, Malcolm	g	4-12	3-5	3-5	2	3	5	4	14	5	2	1	4	30
03	Wessel, Evan	g	1-3	1-2	0-0	0	1	1	3	3	1	0	0	0	16
31	Baker, Ron	g	0-7	0-4	2-2	0	1	1	2	2	1	0	0	0	28
00	Lufie, Chadrack	g	1-1	0-0	0-0	0	0	0	2	2	0	0	1	0	4
05	Williams, Demetric	g	0-1	0-0	0-0	0	1	1	2	0	3	2	0	0	17
11	Early, Cleanthony	g	7-13	3-6	8-9	4	5	9	4	25	1	4	0	1	30
15	Wiggins, Nick	g	2-3	0-1	0-1	0	2	2	0	4	0	0	0	0	5
23	VanVleet, Fred	g	0-1	0-0	1-2	0	0	0	1	1	1	0	0	0	8
32	Cotton, Tekele	g	3-4	0-1	2-3	2	3	5	0	8	1	0	0	0	16
50	White, Jake	g	0-2	0-1	0-0	1	0	1	1	0	0	0	0	0	2
	Team					1	0	1							
	Totals		23-55	7-20	22-29	14	24	38	26	75	13	12	8	9	200

FG % 1st Half: 9-23 39.1% 2nd half: 14-32 43.8% Game: 23-55 41.8% Deadball Rebounds 2-3  
3FG % 1st Half: 4-10 40.0% 2nd half: 3-10 30.0% Game: 7-20 35.0%  
FT % 1st Half: 11-14 78.6% 2nd half: 11-15 73.3% Game: 22-29 75.9%

Officials: Bill Ek, Darryl Smith, Jim Schipper  
Technical fouls: Iowa-None. Wichita State-None.  
Attendance: 902  
2012 Triple Crown Sports Cancun Challenge

Score by periods	1st	2nd	Total
Iowa	35	28	63
Wichita State	33	42	75

	In	Off	2nd	Fast	Bench
Points	Paint	T/O	Chance	Break	
IOWA	30	14	9	0	35
WSU	36	20	14	11	40

Last FG - IOWA 2nd-01:15, WSU 2nd-00:09.  
Largest lead - IOWA by 6 1st-02:27, WSU by 12 2nd-00:09.

Score tied - 3 times.  
Lead changed - 6 times.

## Game 7 - Virginia Tech 95, Iowa 79

Official Basketball Box Score -- Game Totals -- Final Statistics  
Iowa vs Virginia Tech  
11/27/12 7:15 PM at Cassell Coliseum, Blacksburg, Va.

Iowa 79 • 5-2

#	Player	Total		3-Ptr		Rebounds			PF	TP	A	TO	Blk	Stl	Min
		FG-FGA	FG-FGA	FT-FTA	FT-FTA	Off	Def	Tot							
15	McCabe, Zach	f	2-5	0-2	0-0	2	2	4	3	4	3	0	0	0	19
30	White, Aaron	f	8-15	0-3	5-6	2	8	10	1	21	0	0	0	0	34
34	Woodbury, Adam	c	2-5	0-0	3-5	2	3	5	2	7	1	1	3	0	19
04	Marble, Roy Devyn	g	9-16	0-4	0-0	1	6	7	1	18	7	4	0	0	35
10	Gesell, Mike	g	2-7	0-3	1-2	0	0	0	1	5	2	2	0	0	19
00	Olaseni, Gabriel	g	0-0	0-0	0-0	0	0	0	2	0	0	0	0	0	3
01	Basabe, Melsahn	g	2-2	0-0	2-2	0	1	1	2	6	0	1	2	0	21
02	Oglesby, Josh	g	3-6	3-6	0-0	0	0	0	2	9	0	0	0	0	16
05	Clemmons, Anthony	g	3-5	1-3	2-3	0	0	0	5	9	2	1	0	1	16
24	Ingram, Pat	g	0-1	0-0	0-0	0	0	0	0	0	0	0	0	0	3
25	May, Eric	g	0-2	0-1	0-0	1	2	3	4	0	1	1	0	1	15
	Team					0	0	0							
	Totals		31-64	4-22	13-18	8	22	30	23	79	16	10	5	2	200

FG % 1st Half: 15-30 50.0% 2nd half: 16-34 47.1% Game: 31-64 48.4% Deadball Rebounds 2  
3FG % 1st Half: 3-12 25.0% 2nd half: 1-10 10.0% Game: 4-22 18.2%  
FT % 1st Half: 5-7 71.4% 2nd half: 8-11 72.7% Game: 13-18 72.2%

Virginia Tech 95 • 6-0

#	Player	Total		3-Ptr		Rebounds			PF	TP	A	TO	Blk	Stl	Min
		FG-FGA	FG-FGA	FT-FTA	FT-FTA	Off	Def	Tot							
04	Cadarian Raines	f	2-4	0-0	5-6	2	4	6	3	9	0	1	2	0	27
31	Jarell Eddie	f	4-11	1-4	2-2	0	7	7	3	11	3	2	0	3	34
42	C.J. Barksdale	f	5-7	0-0	1-2	2	5	7	2	11	0	0	1	0	24
01	Robert Brown	g	6-8	1-2	5-5	0	0	0	1	18	2	1	0	1	38
11	Erick Green	g	8-15	0-4	8-9	0	5	3	24	5	2	0	2	3	39
02	Joey van Zegeren	g	3-6	0-0	4-5	3	0	3	3	10	0	2	0	0	12
10	Marquis Rankin	g	2-3	1-2	0-0	0	0	0	4	5	2	1	0	0	8
25	Will Johnston														

## Game 9 - Iowa 87, South Dakota 63

Official Basketball Box Score -- Game Totals -- Final Statistics  
 South Dakota vs Iowa  
 12/04/12 7:05 p.m. at Carver-Hawkeye Arena - Iowa City, IA

South Dakota 63 • 4-5

#	Player	Total		3-Ptr		Rebounds			PF	TP	A	TO	Blk	Stl	Min
		FG-FGA	FG-FGA	FT-FTA	FT-FTA	Off	Def	Tot							
23	Flack, Tyler	f	2-8	0-2	1-2	3	4	7	4	5	1	0	2	0	29
50	Gruis, Trevor	c	5-11	0-0	6-6	3	3	6	2	16	0	3	1	1	31
05	Myles, Juevol	g	2-12	1-5	3-4	1	4	5	2	8	2	6	0	3	32
14	Kasperbauer, Casey	g	4-9	4-8	2-2	0	2	2	3	14	2	2	0	1	32
22	Rowson, Karim	g	2-3	0-0	4-5	0	3	3	5	8	1	2	0	0	17
02	Boots, Jordan	g	3-5	3-4	0-0	0	2	2	0	9	2	2	0	0	20
03	Tecker, Steve	g	0-1	0-0	0-0	1	0	1	0	0	0	0	0	0	14
12	Bos, Brandon	g	1-5	1-2	0-0	0	2	2	1	3	2	3	0	0	21
15	Bartling, Jared	g	0-0	0-0	0-0	0	0	0	0	0	0	0	0	0	2
41	Robertson, Eric	g	0-1	0-1	0-0	0	0	0	2	0	0	0	0	0	2
	Team					0	3	3							
	Totals		19-55	9-22	16-19	8	23	31	19	63	10	18	4	5	200

FG % 1st Half: 11-29 37.9% 2nd half: 8-26 30.8% Game: 19-55 34.5%  
 3FG % 1st Half: 6-13 46.2% 2nd half: 3-9 33.3% Game: 9-22 40.9%  
 FT % 1st Half: 4-5 80.0% 2nd half: 12-14 85.7% Game: 16-19 84.2%

Iowa 87 • 7-2

#	Player	Total		3-Ptr		Rebounds			PF	TP	A	TO	Blk	Stl	Min
		FG-FGA	FG-FGA	FT-FTA	FT-FTA	Off	Def	Tot							
30	White, Aaron	f	7-11	1-1	6-6	3	3	6	1	21	1	1	0	1	24
34	Woodbury, Adam	c	5-6	0-0	0-0	3	3	6	1	10	2	2	0	0	16
04	Marble, Roy Devyn	g	5-14	0-3	4-4	2	6	8	1	14	3	2	1	0	30
05	Clemmons, Anthony	g	2-5	0-1	0-0	0	1	1	3	4	8	0	0	1	21
10	Gesell, Mike	g	5-11	0-3	2-2	0	1	1	1	12	4	2	0	3	31
00	Olaseni, Gabriel	g	3-4	0-0	2-2	5	4	9	3	8	0	0	2	0	11
01	Basabe, Melsahn	g	2-8	0-0	2-3	4	4	8	2	6	1	0	0	0	12
02	Oglesby, Josh	g	0-3	0-3	0-0	0	0	0	0	0	1	1	0	0	15
11	Rickert, Christopher	g	0-0	0-0	0-0	0	0	0	0	0	0	0	0	0	1
13	Denning, Kyle	g	0-0	0-0	0-0	0	0	0	0	0	0	0	0	0	1
15	McCabe, Zach	g	2-8	1-5	0-0	1	5	6	2	5	0	1	1	0	12
24	Ingram, Pat	g	1-1	0-0	0-0	0	0	0	1	2	0	0	0	0	8
25	May, Eric	g	1-4	0-0	1-2	2	1	3	2	3	0	1	0	1	15
35	Stokes, Darius	g	1-1	0-0	0-0	0	2	2	0	2	0	1	0	0	3
	Team					0	0	0							
	Totals		34-76	2-16	17-19	20	30	50	17	87	20	11	4	8	200

FG % 1st Half: 18-38 47.4% 2nd half: 16-38 42.1% Game: 34-76 44.7%  
 3FG % 1st Half: 0-7 0.0% 2nd half: 2-9 22.2% Game: 2-16 12.5%  
 FT % 1st Half: 9-9 100.0% 2nd half: 8-10 80.0% Game: 17-19 89.5%

Officials: Mike Sanzere, John Gaffney, Jim Schipper  
 Technical fouls: South Dakota-None. Iowa-None.  
 Attendance: 11269  
 Fouled out: South Dakota - Rowson (11:00)

Score by periods	1st	2nd	Total
South Dakota	32	31	63
Iowa	45	42	87

Last FG - SD 2nd-04:22, IOWA 2nd-00:20.  
 Largest lead - SD by 1 1st-07:42, IOWA by 25 2nd-05:33.

	In	Off	2nd	Fast	Bench
Points	14	7	4	0	12
SD	54	23	24	0	26
IOWA					

Score tied - 2 times.  
 Lead changed - 2 times.

## Game 10 - Iowa 80, Iowa State 71

Official Basketball Box Score -- Game Totals -- Final Statistics  
 Iowa State vs Iowa  
 12/07/12 7:05 p.m. at Carver-Hawkeye Arena - Iowa City, IA

Iowa State 71 • 6-3

#	Player	Total		3-Ptr		Rebounds			PF	TP	A	TO	Blk	Stl	Min
		FG-FGA	FG-FGA	FT-FTA	FT-FTA	Off	Def	Tot							
03	Ejim, Melvin	f	2-2	0-0	1-2	2	2	4	5	5	0	3	0	1	13
22	Booker, Anthony	f	0-0	0-0	0-0	2	0	2	3	0	0	0	0	1	5
02	Babb, Chris	g	5-8	3-6	0-0	1	4	5	1	13	4	3	0	1	37
13	Licious, Korie	g	3-13	2-8	6-7	0	1	1	1	14	7	7	0	1	35
21	Clyburn, Will	g	0-5	0-1	0-0	0	3	3	1	0	1	5	0	0	24
24	Gibson, Percy	g	5-7	0-0	4-5	3	4	7	1	14	0	0	3	0	24
25	McCee, Tyrus	g	4-10	3-8	1-3	1	3	4	4	12	0	0	0	1	29
31	Niang, Georges	g	6-14	1-5	0-0	3	2	5	1	13	2	0	1	0	33
	Team					2	2	4							
	Totals		25-59	9-28	12-17	14	21	35	17	71	14	19	4	5	200

FG % 1st Half: 14-27 51.9% 2nd half: 11-32 34.4% Game: 25-59 42.4%  
 3FG % 1st Half: 3-9 33.3% 2nd half: 6-19 31.6% Game: 9-28 32.0%  
 FT % 1st Half: 5-7 71.4% 2nd half: 7-10 70.0% Game: 12-17 70.6%

Iowa 80 • 8-2

#	Player	Total		3-Ptr		Rebounds			PF	TP	A	TO	Blk	Stl	Min
		FG-FGA	FG-FGA	FT-FTA	FT-FTA	Off	Def	Tot							
30	White, Aaron	f	7-13	0-1	4-5	2	5	7	1	18	3	0	0	1	31
34	Woodbury, Adam	c	4-5	0-0	1-2	1	4	5	1	9	0	2	0	0	23
04	Marble, Roy Devyn	g	2-10	0-4	2-2	1	3	4	1	6	2	1	0	3	37
05	Clemmons, Anthony	g	5-8	2-3	2-3	1	0	1	4	14	8	1	0	0	29
10	Gesell, Mike	g	2-10	1-6	6-6	0	5	5	2	11	3	3	0	3	28
01	Basabe, Melsahn	g	4-8	0-0	0-0	1	3	4	1	8	1	1	2	0	14
02	Oglesby, Josh	g	3-6	2-5	0-0	1	1	2	0	8	2	3	0	2	20
15	McCabe, Zach	g	2-2	0-0	0-0	2	0	2	3	4	0	1	0	0	10
25	May, Eric	g	1-3	0-1	0-0	2	0	2	1	2	2	0	0	1	8
	Team					4	1	5							
	Totals		30-65	5-20	15-18	15	22	37	14	80	21	13	2	10	200

FG % 1st Half: 13-32 40.6% 2nd half: 17-33 51.5% Game: 30-65 46.2%  
 3FG % 1st Half: 1-7 14.3% 2nd half: 4-9 44.4% Game: 5-20 25.0%  
 FT % 1st Half: 8-9 88.9% 2nd half: 7-9 77.8% Game: 15-18 83.3%

Officials: Tom O'Neil, Mark Whitehead, Kelly Self  
 Technical fouls: Iowa State-None. Iowa-None.  
 Attendance: 15127  
 Fouled out: #03 ISU 00:24 2nd

Score by periods	1st	2nd	Total
Iowa State	36	35	71
Iowa	35	45	80

Last FG - ISU 2nd-05:03, IOWA 2nd-04:44.  
 Largest lead - ISU by 3 1st-00:23, IOWA by 11 2nd-08:43.

	In	Off	2nd	Fast	Bench
Points	26	18	12	2	39
ISU	26	22	15	8	22
IOWA					

Score tied - 2 times.  
 Lead changed - 4 times.

## Game 11 - Iowa 80, UNI 73

Official Basketball Box Score -- Game Totals -- Final Statistics  
 UNI vs Iowa  
 12/15/12 1:30 p.m. at Wells Fargo Arena - Des Moines, IA

UNI 73 • 6-4, 0-0 MVC

#	Player	Total		3-Ptr		Rebounds			PF	TP	A	TO	Blk	Stl	Min
		FG-FGA	FG-FGA	FT-FTA	FT-FTA	Off	Def	Tot							
01	Mitchell, Deon	*	9-14	1-3	4-5	0	3	3	3	23	2	3	0	3	34
10	Tuttle, Seth	*	8-13	0-0	2-2	5	4	9	5	18	0	0	1	2	27
20	Koch, Jake	*	2-7	1-3	3-4	1	6	7	4	8	1	1	1	0	26
23	Sonnen, Marc	*	1-3	0-2	2-3	0	1	1	4	4	2	0	0	0	21
52	James, Anthony	*	6-14	0-1	3-3	0	3	3	5	15	1	4	0	1	33
04	Rank, Chip	*	1-6	1-5	0-0	1	1	2	0	3	0	0	0	0	18
05	Bohannon, Matt	*	0-2	0-2	0-0	0	3	3	2	0	0	2	0	1	22
14	Buss, Nate	*	1-2	0-0	0-0	1	1	2	1	2	0	0	0	0	9
21	Morrison, Matt	*	0-1	0-0	0-0	0	1	1	0	0	0	0	0	0	1
24	Martino, Max	*	0-0	0-0	0-0	0	1	1	1	0	0	0	0	1	9
	Team					0	1	1							
	Totals		28-62	3-16	14-17	8	25	33	25	73	6	10	2	8	200

FG % 1st Half: 12-33 36.4% 2nd half: 16-29 55.2% Game: 28-62 45.2%  
 3FG % 1st Half: 1-9 11.1% 2nd half: 2-7 28.6% Game: 3-16 18.8%  
 FT % 1st Half: 7-9 77.8% 2nd half: 7-8 87.5% Game: 14-17 82.4%

Iowa 80 • 9-2, 0-0 Big Ten

#	Player	Total		3-Ptr		Rebounds			PF	TP	A	TO	Blk	Stl	Min
		FG-FGA	FG-FGA	FT-FTA	FT-FTA	Off	Def	Tot							
04	Marble, Roy Devyn	*	6-14	4-9	14-19	0	4	4	2	30	2	1	2	0	37



## Game 13 - Iowa 80, Coppin State 50

Official Basketball Box Score -- Game Totals -- Final Statistics  
Coppin State vs Iowa  
12/22/12 12:05 p.m. at Carver-Hawkeye Arena - Iowa City, IA

Coppin State 50 • 3-10

#	Player	Total		3-Ptr		Rebounds			PF	TP	A	TO	Blk	Stl	Min
		FG-FGA	FT-FTA	FG-FGA	FT-FTA	Off	Def	Tot							
21	Murray, Michael	f	3-9	0-3	1-2	1	4	5	1	7	2	3	0	1	36
34	Ieans, Charles	f	1-3	0-0	0-0	1	1	2	2	2	0	2	0	2	16
02	Smith, Sterling	g	4-11	1-4	0-0	3	3	6	0	9	2	1	0	2	34
11	Cephas, Taariq	g	1-3	0-1	0-0	1	1	2	0	2	3	4	0	1	13
24	Johnson, Collin	g	2-2	1-1	0-0	0	0	0	4	5	0	1	0	2	14
01	Cole, Patrick	g	2-7	1-3	2-4	1	1	2	1	7	0	2	0	0	16
04	Burnham, Zachary	g	0-3	0-0	0-0	1	4	5	5	0	0	2	2	16	
05	Armstrong, Andre	g	3-9	3-8	0-0	0	0	0	3	9	1	1	0	1	23
23	Franklin, Troy	g	3-15	3-9	0-0	2	2	2	3	9	7	2	0	4	24
35	Johnson, Darryln	g	0-3	0-0	0-0	0	3	3	2	0	0	1	0	0	8
Team						0	2	2			2				
Totals			19-65	9-29	3-6	10	19	29	21	50	15	19	2	15	200

FG % 1st Half: 6-24 25.0% 2nd half: 13-41 31.7% Game: 19-65 29.2%  
3FG % 1st Half: 1-10 10.0% 2nd half: 8-19 42.1% Game: 9-29 31.0%  
FT % 1st Half: 1-4 25.0% 2nd half: 2-2 100.0% Game: 3-6 50.0%

Deadball Rebounds 1

Iowa 80 • 11-2

#	Player	Total		3-Ptr		Rebounds			PF	TP	A	TO	Blk	Stl	Min
		FG-FGA	FT-FTA	FG-FGA	FT-FTA	Off	Def	Tot							
04	Marble, Roy Devyn	f	4-9	0-4	3-4	1	4	5	1	11	2	3	1	0	24
30	White, Aaron	f	7-8	0-0	6-7	2	1	3	1	20	0	1	0	1	21
34	Woodbury, Adam	c	3-5	0-0	1-3	2	4	6	1	7	1	3	0	0	19
10	Clemmons, Anthony	g	2-5	0-1	1-2	0	3	3	1	5	9	4	0	3	22
05	Gesell, Mike	g	4-9	0-3	1-2	0	2	2	2	9	1	3	1	2	25
00	Olaseni, Gabriel	g	6-8	0-0	2-2	3	4	7	1	14	1	1	2	0	18
01	Basabe, Melsahn	g	0-0	0-0	0-0	0	4	4	0	0	0	1	0	4	
02	Oglesby, Josh	g	1-6	0-5	0-0	0	2	2	0	2	0	0	0	0	13
11	Rickert, Christopher	g	1-1	0-0	0-2	1	2	3	0	2	1	0	0	0	4
13	Denning, Kyle	g	0-1	0-1	0-0	0	0	0	0	0	0	0	0	0	4
15	McCabe, Zach	g	1-3	0-2	2-2	3	5	8	0	4	0	1	0	1	10
24	Ingram, Pat	g	1-1	0-0	0-0	0	1	1	2	2	1	2	0	0	14
25	May, Eric	g	1-3	0-1	1-3	3	1	4	0	3	3	0	2	16	
35	Stokes, Darius	g	0-1	0-0	1-2	0	2	2	1	1	0	2	0	0	6
Team						1	3	4							
Totals			31-60	0-17	18-31	16	38	54	10	80	21	20	5	9	200

FG % 1st Half: 17-31 54.8% 2nd half: 14-29 48.3% Game: 31-60 51.7%  
3FG % 1st Half: 0-11 0.0% 2nd half: 0-6 0.0% Game: 0-17 0.0%  
FT % 1st Half: 6-13 46.2% 2nd half: 12-18 66.7% Game: 18-31 58.1%

Deadball Rebounds 7

Officials: Lamont Simpson, Bill Ek, D.J. Carstensen  
Technical fouls: Coppin State-Team. Iowa-None.  
Attendance: 13060  
Fouled Out - Coppin State: Burnham (00:45)

Score by periods	1st	2nd	Total
Coppin State	14	36	50
Iowa	40	40	80

	In	Off	2nd	Fast	Bench
Points	16	14	4	7	25
CSU	50	24	19	16	28
IOWA					

Last FG - CSU 2nd-00:48, IOWA 2nd-00:21.  
Largest lead - CSU None, IOWA by 36 2nd-07:51.

Score tied - 1 time.  
Lead changed - 0 times.

## Game 15 - #2 Michigan 95, Iowa 67

Official Basketball Box Score -- Game Totals -- Final Statistics  
Iowa vs Michigan  
01/06/13 12:00 PM at Crisler Center, Ann Arbor, MI

Iowa 67 • 11-4 (0-2)

#	Player	Total		3-Ptr		Rebounds			PF	TP	A	TO	Blk	Stl	Min
		FG-FGA	FT-FTA	FG-FGA	FT-FTA	Off	Def	Tot							
30	White, Aaron	f	3-6	0-0	0-0	0	2	2	3	6	2	2	0	0	19
34	Woodbury, Adam	f	4-5	0-0	0-1	1	6	7	2	8	0	0	0	0	19
04	Marble, Roy Devyn	g	4-9	3-6	3-3	0	2	2	1	14	1	0	0	0	28
05	Clemmons, Anthony	g	4-6	2-3	2-2	1	2	3	3	12	7	2	0	0	26
10	Gesell, Mike	g	2-8	2-5	0-0	1	4	5	2	6	1	0	2	0	20
00	Olaseni, Gabriel	g	4-8	0-0	0-2	2	0	2	1	8	0	1	1	0	14
01	Basabe, Melsahn	g	1-3	0-0	0-0	0	0	0	0	2	0	0	0	0	15
02	Oglesby, Josh	g	1-6	0-4	0-0	0	0	0	0	2	3	0	0	0	21
15	McCabe, Zach	g	3-6	0-1	0-0	1	0	1	3	6	1	1	0	1	13
24	Ingram, Pat	g	1-2	0-0	1-2	0	1	1	2	3	0	0	0	0	9
25	May, Eric	g	0-3	0-1	0-0	0	3	3	1	0	2	1	0	0	16
Team						0	0	0							
Totals			27-62	7-20	6-10	6	20	26	18	67	17	7	1	3	200

FG % 1st Half: 15-35 42.9% 2nd half: 12-27 44.4% Game: 27-62 43.5%  
3FG % 1st Half: 4-13 30.8% 2nd half: 3-7 42.9% Game: 7-20 35.0%  
FT % 1st Half: 1-2 50.0% 2nd half: 5-8 62.5% Game: 6-10 60.0%

Deadball Rebounds 2

Michigan 95 • 15-0 (2-0)

#	Player	Total		3-Ptr		Rebounds			PF	TP	A	TO	Blk	Stl	Min
		FG-FGA	FT-FTA	FG-FGA	FT-FTA	Off	Def	Tot							
01	Robinson III, Glenn	f	8-13	1-2	3-4	4	6	10	1	20	3	1	0	1	32
52	Morgan, Jordan	f	2-3	0-0	0-2	0	2	2	4	4	1	1	0	0	14
03	Burke, Trey	g	7-10	1-3	4-4	0	1	1	1	19	12	1	0	1	33
10	Hardaway Jr, Tim	g	7-13	3-5	2-2	0	5	5	0	19	5	1	0	0	30
11	Stauskas, Nik	g	5-9	3-6	0-0	0	2	2	1	13	0	1	1	0	30
02	Albrecht, Spike	g	0-0	0-0	0-0	1	1	2	0	0	0	0	0	0	6
04	McGary, Mitch	g	2-2	0-0	1-2	2	9	11	2	5	2	0	3	0	20
05	Akunne, Eso	g	0-2	0-2	0-0	0	0	0	0	0	0	0	0	0	2
13	Vogrich, Matt	g	1-2	0-1	1-1	0	1	1	0	3	0	0	0	0	4
22	McLimans, Blake	g	1-2	0-0	0-0	1	0	1	0	2	0	0	0	0	4
23	LeVert, Caris	g	3-5	2-3	1-2	0	1	1	4	9	0	1	0	1	15
32	Person, Corey	g	0-0	0-0	0-0	0	0	0	0	0	0	0	0	0	2
44	Biefeldt, Max	g	0-1	0-0	1-2	0	1	1	0	1	0	0	0	0	8
Team						2	2	4							
Totals			36-62	10-22	13-19	10	31	41	13	95	24	6	4	3	200

FG % 1st Half: 16-27 59.3% 2nd half: 20-35 57.1% Game: 36-62 58.1%  
3FG % 1st Half: 5-9 55.6% 2nd half: 5-13 38.5% Game: 10-22 45.5%  
FT % 1st Half: 9-12 75.0% 2nd half: 4-7 57.1% Game: 13-19 68.4%

Deadball Rebounds 2

Officials: Mike Eades, Pat Driscoll, Brian Dorsey  
Technical fouls: Iowa-None. Michigan-None.  
Attendance: 12693

Score by periods	1st	2nd	Total
Iowa	35	32	67
Michigan	46	49	95

	In	Off	2nd	Fast	Bench
Points	32	2	6	0	21
IOWA	44	15	5	16	20
MICH					

## Game 14 - #5 Indiana 69, Iowa 65

Official Basketball Box Score -- Game Totals -- Final Statistics  
Indiana vs Iowa  
12/31/12 3:05 p.m. at Carver-Hawkeye Arena - Iowa City, IA

Indiana 69 • 13-1, 1-0

#	Player	Total		3-Ptr		Rebounds			PF	TP	A	TO	Blk	Stl	Min
		FG-FGA	FT-FTA	FG-FGA	FT-FTA	Off	Def	Tot							
02	Watford, Christian	f	3-9	2-5	3-4	1	7	8	4	11	0	1	0	0	29
40	Zeller, Cody	f	7-12	0-0	5-5	5	5	10	2	19	1	4	1	1	33
01	Hulls, Jordan	g	0-10	0-4	0-0	0	3	3	3	0	6	0	0	2	22
04	Oradillo, Victor	g	6-10	0-0	2-2	3	7	10	2	14	2	3	0	1	34
11	Fladep, Kevin (Yogi)	g	4-8	1-2	0-1	1	6	7	2	9	4	3	0	1	32
00	Sheehy, Will	g	5-11	1-3	2-4	1	4	5	2	13	2	1	0	0	24
12	Mosquera-Perea, H.	g	0-0	0-0	0-0	0	0	0	2	0	0	2	0	0	4
23	Abell, Remy	g	1-3	0-0	1-2	1	0	1	0	3	1	0	0	0	12
32	Elston, Derek	g	0-1	0-0	0-0	1	0	1	0	0	0	0	0	0	5
33	Hollowell, Jeremy	g	0-1	0-0	0-0	0	0	0	1	0	0	1	2	0	5

## Game 17 - Iowa 70, Northwestern 50

Official Basketball Box Score -- Game Totals -- Final Statistics  
Iowa vs Northwestern  
01/13/13 4:30 p.m. at Evanston, Ill. (Welsh-Ryan Arena)

Iowa 70 • 12-5, 1-3

#	Player	Total		3-Ptr		Rebounds		PF	TP	A	TO	Blk	Stl	Min
		FG-FGA	FG-FGA	FT-FTA	Off	Def	Tot							
30	White, Aaron	f	7-9	0-1	3-4	1	5	6	1	17	4	2	1	29
4	Marble, Roy Devyn	f	4-8	0-1	0-0	0	3	3	1	8	5	2	0	30
34	Woodbury, Adam	c	1-7	0-0	0-0	2	7	9	3	2	0	0	0	12
10	Gesell, Mike	g	1-8	0-4	1-2	1	2	3	3	3	3	1	0	26
5	Clemmons, Anthony	g	0-2	0-0	0-0	0	0	0	2	0	3	2	0	14
0	Olaseni, Gabriel	g	0-1	0-0	1-2	2	2	4	0	1	0	0	0	8
1	Basabe, Melsahn	g	5-6	0-0	1-1	1	3	4	3	11	0	1	0	13
11	Rickert, Christopher	g	0-1	0-0	0-0	0	0	0	0	0	0	0	0	1
13	Denning, Kyle	g	0-0	0-0	0-0	0	0	0	0	0	0	0	0	1
15	McCabe, Zach	g	3-5	0-1	1-2	0	5	5	2	7	1	0	0	16
2	Oglesby, Josh	g	5-11	4-9	0-0	0	1	1	1	14	4	0	0	20
24	Ingram, Pat	g	0-0	0-0	0-0	0	0	0	0	1	0	0	0	6
25	May, Eric	g	3-5	0-0	1-1	1	1	2	1	7	2	0	0	23
35	Stokes, Darius	g	0-0	0-0	0-0	0	2	2	0	0	0	0	0	1
Team						3	1	4			1			200
Totals			29-63	4-16	8-12	11	32	43	18	70	22	9	1	7

FG % 1st Half: 10-28 35.7% 2nd half: 19-35 54.3% Game: 29-63 46.0%  
3FG % 1st Half: 0-5 0.0% 2nd half: 4-11 36.4% Game: 4-16 25.0%  
FT % 1st Half: 5-8 62.5% 2nd half: 3-4 75.0% Game: 8-12 66.7%

Northwestern 50 • 10-7, 1-3

#	Player	Total		3-Ptr		Rebounds		PF	TP	A	TO	Blk	Stl	Min
		FG-FGA	FG-FGA	FT-FTA	Off	Def	Tot							
12	Swopshire, Jared	f	1-6	0-3	0-0	1	4	5	1	2	2	2	0	27
13	Abrahamson, Kale	f	1-3	1-2	0-0	0	0	0	0	3	0	1	0	19
22	Olah, Alex	c	1-4	0-1	1-2	2	2	4	0	3	0	0	0	11
11	Hearn, Reggie	g	2-6	0-3	2-6	0	2	2	2	6	0	1	0	26
3	Sobolewski, Dave	g	4-11	0-5	6-9	0	2	2	4	14	5	4	1	34
0	Jimenez, Omar	g	0-0	0-0	1-2	0	1	1	0	1	0	0	0	3
10	Turner, Mike	g	2-4	1-1	0-0	1	2	3	4	5	1	0	3	29
14	Demps, Tre	g	3-11	2-6	2-2	1	3	4	0	10	0	1	0	19
15	Montgomery, James	g	0-1	0-0	1-2	0	0	0	0	1	0	0	0	6
4	Marcolullo, Alex	g	1-5	1-5	2-2	2	4	6	3	5	1	0	1	23
45	Cerina, Nikola	g	0-0	0-0	0-0	0	1	1	0	0	0	0	0	3
Team						1	4	5						200
Totals			15-51	5-26	15-25	8	25	33	14	50	9	9	5	6

FG % 1st Half: 5-24 20.8% 2nd half: 10-27 37.0% Game: 15-51 29.4%  
3FG % 1st Half: 1-11 9.1% 2nd half: 4-15 26.7% Game: 5-26 19.2%  
FT % 1st Half: 4-7 57.1% 2nd half: 11-18 61.1% Game: 15-25 60.0%

Officials: Lamont Simpson, Gene Steratore, Tim Clougherty  
Technical fouls: Iowa-None. Northwestern-TEAM.  
Attendance: 6805

Score by periods	1st	2nd	Total
Iowa	25	45	70
Northwestern	15	35	50

Last FG - IOWA 2nd-01:04, NU 2nd-01:41.  
Largest lead - IOWA by 27 2nd-05:35, NU by 3 1st-15:05.

Points	In	Off	2nd	Fast	Bench
IOWA	40	7	6	8	40
NU	18	9	1	6	22

Score tied - 4 times.  
Lead changed - 4 times.

## Game 18 - Iowa 70, Wisconsin 66

Official Basketball Box Score -- Game Totals -- Final Statistics  
Wisconsin vs Iowa  
01/19/13 7:05 p.m. at Carver-Hawkeye Arena - Iowa City, IA

Wisconsin 66 • 13-5, 4-1

#	Player	Total		3-Ptr		Rebounds		PF	TP	A	TO	Blk	Stl	Min
		FG-FGA	FG-FGA	FT-FTA	Off	Def	Tot							
05	Evans, Ryan	f	2-7	0-1	2-4	0	5	5	5	6	3	1	0	28
31	Bruesewitz, Mike	f	2-5	1-3	2-2	4	5	9	5	7	0	1	0	31
40	Berggren, Jared	c	4-9	0-3	0-1	1	4	5	3	8	1	1	0	27
01	Brust, Ben	g	3-5	1-3	0-0	0	2	2	1	7	2	2	0	34
12	Jackson, Traevon	g	1-10	1-3	0-0	1	2	3	2	3	1	1	0	31
03	Marshall, George	g	7-10	3-4	3-3	0	0	0	2	20	1	0	0	15
15	Dekker, Sam	g	5-8	2-4	1-1	3	1	4	4	13	4	5	0	27
33	Showalter, Zak	g	0-1	0-1	0-0	0	0	0	1	0	0	0	0	2
34	Bohannon, Zach	g	1-3	0-1	0-1	1	3	4	0	2	0	1	0	5
Team						1	1	2						200
Totals			25-58	8-23	8-12	11	23	34	23	66	12	12	0	0

FG % 1st Half: 6-26 23.1% 2nd half: 19-32 59.4% Game: 25-58 43.1%  
3FG % 1st Half: 1-11 9.1% 2nd half: 7-12 58.3% Game: 8-23 34.8%  
FT % 1st Half: 5-7 71.4% 2nd half: 3-5 60.0% Game: 8-12 66.7%

Iowa 70 • 13-5, 2-3

#	Player	Total		3-Ptr		Rebounds		PF	TP	A	TO	Blk	Stl	Min
		FG-FGA	FG-FGA	FT-FTA	Off	Def	Tot							
04	Marble, Roy Devyn	f	4-8	1-2	4-6	1	4	5	0	13	2	3	0	27
30	White, Aaron	f	2-4	0-0	13-15	0	7	7	2	17	0	1	0	29
34	Woodbury, Adam	c	1-2	0-0	0-0	2	1	3	4	2	0	0	0	18
05	Clemmons, Anthony	g	3-8	0-1	4-4	0	3	3	1	10	3	1	1	29
10	Gesell, Mike	g	5-13	1-5	0-0	1	3	4	3	11	0	0	0	26
00	Olaseni, Gabriel	g	1-1	0-0	0-0	0	0	0	1	2	0	0	0	5
1	Basabe, Melsahn	g	2-4	0-0	3-4	0	2	2	3	7	0	0	0	12
02	Oglesby, Josh	g	1-5	0-2	0-0	0	1	1	0	2	0	1	0	13
15	McCabe, Zach	g	1-2	0-0	0-0	1	0	1	0	2	0	0	1	16
25	May, Eric	g	2-4	0-0	0-0	2	3	5	2	4	1	0	0	25
Team						1	1	2						200
Totals			22-51	2-10	24-29	8	25	33	16	70	6	7	2	8

FG % 1st Half: 13-30 43.3% 2nd half: 9-21 42.9% Game: 22-51 43.1%  
3FG % 1st Half: 1-6 16.7% 2nd half: 1-4 25.0% Game: 2-10 20.0%  
FT % 1st Half: 7-8 87.5% 2nd half: 17-21 81.0% Game: 24-29 82.8%

Officials: Bo Boroski, Brian Dorsey, Bill Ek  
Technical fouls: Wisconsin-None. Iowa-None.  
Attendance: 15400  
Fouled Out - Wisconsin: Evans (1:14), Bruesewitz (0:36)

Score by periods	1st	2nd	Total
Wisconsin	18	48	66
Iowa	34	36	70

Last FG - WIS 2nd-00:02, IOWA 2nd-02:36.  
Largest lead - WIS None, IOWA by 20 1st-04:56.

Points	In	Off	2nd	Fast	Bench
WIS	26	8	14	0	35
IOWA	30	12	6	6	17

Score tied - 1 time.  
Lead changed - 0 times.

## Game 19 - #14 Ohio State 72, Iowa 63

Official Basketball Box Score -- Game Totals -- Final Statistics  
Iowa vs Ohio State  
01/22/13 6:31 pm at Value City Arena (Columbus, Ohio)

Iowa 63 • 13-6, 2-4 B1G

#	Player	Total		3-Ptr		Rebounds		PF	TP	A	TO	Blk	Stl	Min
		FG-FGA	FG-FGA	FT-FTA	Off	Def	Tot							
30	White, Aaron	f	5-11	0-1	3-7	6	1	7	0	13	0	2	0	26
34	Woodbury, Adam	c	1-3	0-0	0-0	2	0	2	3	2	0	3	0	7
04	Marble, Roy Devyn	g	2-11	1-4	3-6	3	0	3	2	8	2	0	0	30
05	Clemmons, Anthony	g	3-9	1-4	2-2	1	3	4	3	9	3	2	0	22
10	Gesell, Mike	g	2-7	2-5	0-0	1	0	1	2	6	1	3	1	26
00	Olaseni, Gabriel	g	1-4	0-0	0-2	1	1	2	2	2	0	0	0	15
01	Basabe, Melsahn	g	3-7	0-0	1-2	4	6	10	2	7	0	1	0	27
02	Oglesby, Josh	g	0-0	0-0	0-0	0	0	0	0	0	0	1	0	10
15	McCabe, Zach	g	2-4	0-1	4-7	0	2	2	4	8	1	1	0	15
24	Ingram, Pat	g	0-0	0-0	0-0	0	0	0	0	0	0	1	0	1
25	May, Eric	g	3-6	2-3	0-0	1	2	3	2	8	1	0	0	21
Team						3	3	6						200
Totals			22-62	6-18	13-26	22	18	40	20	63	8	14	1	4

FG % 1st Half: 8-32 25.0% 2nd half: 14-30 46.7% Game: 22-62 35.5%  
3FG % 1st Half: 3-10 30.0% 2nd half: 3-8 37.5% Game: 6-18 33.3%  
FT % 1st Half: 3-4 75.0% 2nd half: 10-22 45.5% Game: 13-26 50.0%

Ohio State 72 • 14-4, 4-2 B1G

#	Player	Total		3-Ptr		Rebounds		PF	TP	A	TO	Blk	Stl	Min
		FG-FGA	FG-FGA	FT-FTA	Off	Def	Tot							
01	Thomas, Deshaun	f	6-11	2-5	2-2	2	5	7	2	16	1	1	1	37
12	Thompson, Sam	f	3-4	1-1	1-2	0	1	1	2	8	0	0	0	21



## Game 21 - Iowa 76, Penn State 67

Official Basketball Box Score -- Game Totals -- Final Statistics  
Penn State vs Iowa  
01/31/13 7:05 p.m. at Carver-Hawkeye Arena - Iowa City, IA

Penn State 67 • 8-13, 0-9

#	Player	Total			3-Ptr			Rebounds			PF	TP	A	TO	Blk	Stl	Min
		FG	FGA	FT	FTA	Off	Def	Off	Def	Off							
10	Taylor, Brandon	f	3-7	2-6	0-0	0	2	2	5	8	0	2	0	1	1	19	
21	Borovnjak, Sasa	f	3-5	0-0	1-1	2	2	4	2	7	0	3	0	1	21		
02	Newbill, D.J.	g	7-17	1-4	5-5	2	4	6	2	20	4	5	0	2	40-		
11	Marshall, Jermaine	g	5-15	2-8	3-3	0	4	4	15	4	3	2	3	36			
20	Coella, Nick	g	1-2	1-1	2-3	0	1	1	4	5	2	1	0	1	29		
05	Jack, Donovan	g	1-1	0-0	0-0	0	0	0	1	2	0	2	0	0	14		
14	Montminy, Kevin	g	1-2	1-2	0-0	0	0	0	1	3	0	0	0	0	3		
25	Graham, Jon	g	2-2	0-0	2-2	2	2	4	3	6	0	0	2	0	17		
32	Ackerman, Pat	g	0-0	0-0	0-0	0	0	0	1	0	0	0	0	0	2		
43	Travis, Ross	g	0-7	0-2	1-2	2	4	6	3	1	0	1	0	0	19		
	Team					5	0	5									
	Totals		23-58	7-23	14-16	13	19	32	26	67	10	18	4	8	200		

FG % 1st Half: 9-26 34.6% 2nd half: 14-32 43.8% Game: 23-58 39.7%  
3FG % 1st Half: 3-12 25.0% 2nd half: 4-11 36.4% Game: 7-23 30.4%  
FT % 1st Half: 5-6 83.3% 2nd half: 9-10 90.0% Game: 14-16 87.5%

Iowa 76 • 14-7, 3-5

#	Player	Total			3-Ptr			Rebounds			PF	TP	A	TO	Blk	Stl	Min
		FG	FGA	FT	FTA	Off	Def	Off	Def	Off							
01	Basabe, Melsahn	f	1-4	0-0	8-10	4	6	10	2	10	1	2	1	1	25		
30	White, Roy Devyn	f	3-10	1-6	1-2	0	2	2	0	8	5	1	0	2	32		
04	Marble, Aaron	f	8-15	1-3	10-11	4	1	5	1	27	0	1	2	1	34		
34	Woodbury, Adam	c	1-3	0-0	2-4	2	4	6	2	4	2	1	3	0	20		
10	Gesell, Mike	g	0-4	0-2	0-0	2	2	2	3	0	4	3	0	2	27		
00	Olaseni, Gabriel	g	1-1	0-0	2-2	1	2	3	1	4	0	1	0	0	10		
02	Oglesby, Josh	g	1-5	1-5	0-0	0	0	0	1	3	0	1	0	0	11		
05	Clemmons, Anthony	g	1-1	1-1	5-6	0	2	2	2	8	1	1	0	0	14		
15	McCabe, Zach	g	1-2	1-2	2-2	0	3	3	2	5	2	2	0	4	12		
25	May, Eric	g	3-5	0-2	1-2	2	1	3	1	7	3	0	0	1	15		
	Team					1	1	2									
	Totals		20-50	5-21	31-39	14	24	38	15	76	18	14	6	11	200		

FG % 1st Half: 11-28 39.3% 2nd half: 9-22 40.9% Game: 20-50 40.0%  
3FG % 1st Half: 2-10 20.0% 2nd half: 3-11 27.3% Game: 7-23 30.4%  
FT % 1st Half: 10-13 76.9% 2nd half: 21-26 80.8% Game: 31-39 79.5%

Officials: Lamont Simpson, Mark Whitehead, Steve McJunkins  
Technical fouls: Penn State-None. Iowa-Basabe, Melsahn.  
Attendance: 13369  
Fouled Out - Penn State: Taylor (03:54)

Score by periods	1st	2nd	Total
Penn State	26	41	67
Iowa	34	42	76

Last FG - PSU 2nd-00:16, IOWA 2nd-01:01.  
Largest lead - PSU by 7 1st-16:36, IOWA by 15 2nd-11:32.

Score tied - 1 time.  
Lead changed - 1 time.

## Game 22 - #23 Minnesota 62, Iowa 59

Official Basketball Box Score -- Game Totals -- Final Statistics  
Iowa vs Minnesota  
02/03/13 12:00 PM at Williams Arena - Minneapolis, MN

Iowa 59 • 14-8, 3-6

#	Player	Total			3-Ptr			Rebounds			PF	TP	A	TO	Blk	Stl	Min
		FG	FGA	FT	FTA	Off	Def	Off	Def	Off							
01	Basabe, Melsahn	f	3-6	0-0	1-2	1	2	3	4	7	0	1	1	0	15		
30	White, Aaron	f	3-10	0-2	4-7	3	2	5	0	10	2	1	0	2	32		
34	Woodbury, Adam	f	2-3	0-0	0-0	3	1	4	3	4	0	2	0	0	15		
04	Marble, Roy Devyn	g	0-2	0-0	0-0	0	3	3	2	0	2	3	0	0	17		
10	Gesell, Mike	g	4-12	2-4	1-3	0	6	6	1	11	3	1	0	0	30		
00	Olaseni, Gabriel	g	0-0	0-0	0-0	2	0	2	2	0	0	2	0	0	6		
02	Oglesby, Josh	g	3-11	2-8	0-0	0	1	1	0	8	3	0	0	2	21		
05	Clemmons, Anthony	g	1-5	0-1	2-2	2	0	2	2	4	5	0	0	1	21		
15	McCabe, Zach	g	3-6	3-5	1-2	0	0	0	4	10	1	0	0	1	19		
25	May, Eric	g	2-3	0-1	1-1	1	0	1	3	5	1	0	1	2	24		
	Team					6	2	8									
	Totals		21-58	7-23	10-17	18	17	35	21	59	17	10	2	8	200		

FG % 1st Half: 10-29 34.5% 2nd half: 11-29 37.9% Game: 21-58 36.2%  
3FG % 1st Half: 5-15 33.3% 2nd half: 2-8 25.0% Game: 7-23 30.4%  
FT % 1st Half: 3-6 50.0% 2nd half: 7-11 63.6% Game: 10-17 58.8%

Minnesota 62 • 17-5, 5-4

#	Player	Total			3-Ptr			Rebounds			PF	TP	A	TO	Blk	Stl	Min
		FG	FGA	FT	FTA	Off	Def	Off	Def	Off							
32	Mbakwe, Trevor	f	2-5	0-0	4-7	1	5	6	2	8	2	0	2	0	33		
33	Williams, Rodney	f	5-11	0-2	0-0	2	5	7	0	10	1	2	2	0	33		
01	Hollins, Andre	g	4-14	1-5	6-8	3	3	6	3	15	8	1	0	2	37		
11	Coleman, Joe	g	6-7	0-1	0-0	0	1	1	2	12	1	5	1	1	30		
20	Hollins, Austin	g	5-12	3-8	4-6	2	3	5	2	17	1	1	0	1	35		
00	Welch, Julian	g	0-0	0-0	0-0	0	1	1	0	0	0	2	0	0	6		
10	Osenieks, Oto	g	0-0	0-0	0-0	1	0	1	1	0	2	0	0	0	3		
13	Ahanmisi, Maverick	g	0-0	0-0	0-0	0	0	0	1	0	0	1	0	1	1		
15	Walker, Maurice	g	0-0	0-0	0-0	0	0	0	0	0	0	0	0	0	2		
30	Ingram, Andre	g	0-0	0-0	0-0	0	0	0	1	0	0	0	0	0	1		
55	Eliason, Elliott	g	0-0	0-0	0-0	2	4	6	3	0	2	0	2	2	19		
	Team					1	1	2									
	Totals		22-49	4-16	14-21	12	23	35	15	62	17	12	7	7	200		

FG % 1st Half: 11-25 44.0% 2nd half: 11-24 45.8% Game: 22-49 44.9%  
3FG % 1st Half: 1-8 12.5% 2nd half: 3-8 37.5% Game: 4-16 25.0%  
FT % 1st Half: 6-10 60.0% 2nd half: 8-11 72.7% Game: 14-21 66.7%

Officials: Jim Burr, Larry Scrotto, Bill Ek  
Technical fouls: Iowa-None. Minnesota-None.  
Attendance: 14625  
Sellout

Score by periods	1st	2nd	Total
Iowa	28	31	59
Minnesota	29	33	62

Last FG - IOWA 2nd-02:10, MINN 2nd-00:11.  
Largest lead - IOWA by 4 2nd-08:21, MINN by 12 1st-15:07.

Score tied - 3 times.  
Lead changed - 4 times.

## Game 23 - Wisconsin 74, Iowa 70 (20T)

Official Basketball Box Score -- Game Totals -- Final Statistics  
Iowa vs Wisconsin  
02/06/13 8pm at Kohl Center, Madison, Wis.

Iowa 70 • 14-9, 3-7

#	Player	Total			3-Ptr			Rebounds			PF	TP	A	TO	Blk	Stl	Min
		FG	FGA	FT	FTA	Off	Def	Off	Def	Off							
01	Basabe, Melsahn	f	3-6	0-0	0-0	2	6	8	5	6	0	1	0	0	25		
30	White, Aaron	f	3-10	0-1	7-11	4	1	5	1	13	1	0	0	3	31		
34	Woodbury, Adam	c	1-5	0-0	0-0	2	5	7	2	2	2	1	1	1	20		
04	Marble, Roy Devyn	g	1-10	0-2	0-0	1	3	4	2	2	1	1	0	0	18		
10	Gesell, Mike	g	5-15	1-4	3-4	0	1	1	4	14	4	4	0	2	42		
00	Olaseni, Gabriel	g	2-2	0-0	2-3	1	2	3	2	6	0	0	1	0	11		
02	Oglesby, Josh	g	3-11	0-0	0-0	0	3	3	1	9	1	0	0	0	25		
05	Clemmons, Anthony	g	1-4	0-1	0-0	0	2	2	2	2	2	1	0	0	18		
15	McCabe, Zach	g	3-8	1-4	3-4	1	3	4	2	10	2	1	0	1	27		
25	May, Eric	g	3-3	0-0	0-0	1	6	7	3	6	3	3	0	0	33		
	Team					6	1	7	1								
	Totals		25-74	5-23	15-22	18	33	51	25	70	16	12	2	7	250		

FG % 1st Half: 11-31 35.5% 2nd half: 10-27 37.0% OT: 4-16 25.0% Game: 25-74 33.8%  
3FG % 1st Half: 3-9 33.3% 2nd half: 1-8 12.5% OT: 1-6 16.7% Game: 5-23 21.7%  
FT % 1st Half: 4-6 66.7% 2nd half: 8-9 88.9% OT: 3-7 42.9% Game: 15-22 68.2%

Wisconsin 74 • 16-7, 7-3

#	Player	Total			3-Ptr			Rebounds			PF	TP	A	TO	Blk	Stl	Min
		FG	FGA	FT	FTA	Off	Def	Off	Def	Off							
05	Evans, Ryan	f	5-14	0-0	5-7	1	8	9	3	15	5	3	0	1	40		
31	Bruesewitz, Mike	f	2-8	0-6	0-1	0	7	7	5	4	1	2	1	1	41		
04	Berggren, Jared	f	5-14	0-2	6-8	8	6	14	3	16	1	1	7	1	43		
01	Brust, Ben	g	6-14	3-9	3-4	2	4	6	1	18	0	1	0	1	45		

## Game 25 - Iowa 74, Penn State 72

Official Basketball Box Score -- Game Totals -- Final Statistics  
Iowa vs Penn State  
2/14/13 9:00 p.m. at State College, Pa. (Bryce Jordan Center)

Iowa 74 • 16-9, 5-7

#	Player	Total			3-Ptr			Rebounds			PF	TP	A	TO	Blk	Stl	Min
		FG-FGA	FG-FGA	FT-FTA	FG-FGA	FG-FGA	FT-FTA	Off	Def	Tot							
01	Basabe, Melsahn	f	4-8	0-0	3-4	2	4	6	1	11	1	1	4	2	34		
30	White, Aaron	f	2-4	1-3	4-7	0	5	5	1	9	3	2	1	0	28		
34	Woodbury, Adam	c	1-3	0-0	0-0	4	3	7	2	2	0	2	0	1	18		
04	Marble, Roy Devyn	g	6-12	1-5	9-11	1	2	3	4	22	3	2	1	0	31		
10	Gesell, Mike	g	5-8	1-3	2-2	1	2	3	2	13	3	1	0	0	30		
00	Olaseni, Gabriel	g	0-1	0-0	0-0	1	0	1	0	0	0	0	0	0	4		
02	Oglesby, Josh	g	2-8	1-6	0-0	0	1	1	2	5	1	0	0	0	14		
05	Clemmons, Anthony	g	1-2	1-2	0-0	0	2	2	1	3	2	3	0	1	10		
15	McCabe, Zach	g	1-4	0-1	0-0	1	2	3	4	2	1	0	0	0	9		
25	May, Eric	g	2-4	1-1	2-2	1	3	4	2	7	1	2	1	1	22		
	Team					3	2	5									
	Totals		24-54	6-21	20-26	14	26	40	19	74	15	13	7	5	200		

FG % 1st Half: 14-32 43.8% 2nd half: 10-22 45.5% Game: 24-54 44.4% Deadball Rebounds 2  
3FG % 1st Half: 4-14 28.6% 2nd half: 2-7 28.6% Game: 6-21 28.6%  
FT % 1st Half: 6-6 100.0 2nd half: 14-20 70.0% Game: 20-26 76.9%

Penn State 72 • 8-16, 0-12

#	Player	Total			3-Ptr			Rebounds			PF	TP	A	TO	Blk	Stl	Min
		FG-FGA	FG-FGA	FT-FTA	FG-FGA	FG-FGA	FT-FTA	Off	Def	Tot							
21	Borovnjak, Sasa	f	6-8	0-0	2-2	1	2	3	4	14	1	1	0	1	28		
43	Travis, Ross	f	2-7	0-1	0-0	2	2	4	1	4	0	0	1	1	31		
02	Newbill, D.J.	g	11-20	3-5	1-1	2	6	8	2	26	2	1	1	2	38		
11	Marshall, Jermaine	g	3-13	2-4	6-10	1	2	3	2	14	10	2	1	2	39		
20	Colella, Nick	g	1-3	1-3	0-0	0	1	1	4	3	2	0	0	0	18		
10	Taylor, Brandon	g	2-5	1-3	0-0	1	3	4	2	5	2	0	0	1	22		
25	Montminy, Kevin	g	2-2	1-1	0-0	0	0	0	1	5	0	1	0	0	4		
24	Graham, Jon	g	0-3	0-0	0-0	0	1	1	0	0	0	1	0	0	12		
34	Wisniewski, Alan	g	0-0	0-0	1-2	0	0	0	3	1	0	0	1	0	8		
	Team					2	3	5									
	Totals		27-61	8-17	10-15	9	20	29	19	72	17	6	4	7	200		

FG % 1st Half: 14-31 45.2% 2nd half: 13-30 43.3% Game: 27-61 44.3% Deadball Rebounds 4  
3FG % 1st Half: 4-10 40.0% 2nd half: 4-7 57.1% Game: 8-17 47.1%  
FT % 1st Half: 2-2 100.0 2nd half: 8-13 61.5% Game: 10-15 66.7%

Officials: Mike Kitts, Glenn Mayborg, Larry Scirotto  
Technical fouls: Iowa-None. Penn State-None.  
Attendance: 7636  
Flagrant-1 Foul on PSU #21 at 10:36 2nd Half

Score by periods	1st	2nd	Total
Iowa	38	36	74
Penn State	34	38	72

Last FG - IOWA 2nd-03:53, PSU 2nd-00:05.  
Largest lead - IOWA by 12 2nd-10:36, PSU by 6 1st-09:16.

Points In Off 2nd Fast Bench  
IOWA Paint T/O Chance Break 4 17  
PSU 30 18 12 4 11

Score tied - 6 times.  
Lead changed - 8 times.

## Game 26 - Iowa 72, Minnesota 51

Official Basketball Box Score -- Game Totals -- Final Statistics  
Minnesota vs Iowa  
02/17/13 1:05 p.m. at Carver-Hawkeye Arena - Iowa City, IA

Minnesota 51 • 18-8, 6-7

#	Player	Total			3-Ptr			Rebounds			PF	TP	A	TO	Blk	Stl	Min
		FG-FGA	FG-FGA	FT-FTA	FG-FGA	FG-FGA	FT-FTA	Off	Def	Tot							
32	Mbakve, Trevor	f	4-8	0-0	5-10	2	4	6	2	13	1	1	0	0	31		
03	Williams, Rodney	f	0-0	0-0	0-0	0	1	1	1	0	1	2	1	0	10		
01	Hollins, Andre	g	1-8	1-5	0-0	1	3	4	3	1	1	0	1	19			
11	Coleman, Joe	g	3-8	0-1	0-0	3	2	5	2	6	0	3	0	2	27		
20	Hollins, Austin	g	4-7	1-2	5-5	0	0	0	14	1	4	0	0	31			
00	Welch, Julian	g	0-2	0-1	0-0	0	1	1	1	0	0	0	0	1	7		
10	Osenieks, Oto	g	1-5	0-2	1-2	2	2	4	1	3	3	3	0	1	20		
13	Ahanmisi, Maverick	g	2-3	1-2	0-1	0	0	0	2	5	0	2	0	2	16		
15	Walker, Maurice	g	1-4	0-0	1-2	2	1	3	2	3	0	0	0	0	7		
30	Ingram, Andre	g	0-0	0-0	0-0	1	0	1	1	0	0	0	0	0	4		
55	Eliason, Elliott	g	1-2	0-1	2-3	1	3	4	3	4	4	1	4	0	28		
	Team					1	1	2									
	Totals		17-47	3-14	14-23	13	18	31	19	51	11	17	5	7	200		

FG % 1st Half: 9-22 40.9% 2nd half: 8-25 32.0% Game: 17-47 36.2% Deadball Rebounds 4  
3FG % 1st Half: 2-8 25.0% 2nd half: 1-6 16.7% Game: 3-14 21.4%  
FT % 1st Half: 9-12 75.0% 2nd half: 5-11 45.5% Game: 14-23 60.9%

Iowa 72 • 17-9, 6-7

#	Player	Total			3-Ptr			Rebounds			PF	TP	A	TO	Blk	Stl	Min
		FG-FGA	FG-FGA	FT-FTA	FG-FGA	FG-FGA	FT-FTA	Off	Def	Tot							
01	Basabe, Melsahn	f	2-3	0-0	0-0	1	2	3	3	4	1	0	1	1	22		
04	Marble, Roy Devyn	f	3-9	2-4	7-8	1	3	4	1	15	2	4	0	3	36		
30	White, Aaron	f	4-6	0-0	7-9	0	4	4	0	15	2	1	3	0	31		
34	Woodbury, Adam	c	2-3	0-0	0-2	2	1	3	4	4	0	1	0	0	9		
10	Gesell, Mike	g	5-10	1-1	0-0	0	0	0	1	11	1	0	1	4	30		
00	Olaseni, Gabriel	g	0-0	0-0	0-0	1	1	2	2	0	0	2	0	0	8		
02	Oglesby, Josh	g	0-0	0-0	0-0	0	0	0	0	0	0	0	0	0	8		
05	Clemmons, Anthony	g	0-2	0-0	0-0	0	0	0	1	4	1	2	1	0	9		
11	Rickett, Christopher	g	0-0	0-0	0-0	0	0	0	0	0	0	0	0	0	1		
13	Denning, Kyle	g	0-0	0-0	0-0	0	0	0	0	0	0	0	0	0	1		
15	McCabe, Zach	g	1-4	1-3	7-7	0	5	5	2	10	1	2	0	2	17		
24	Ingram, Pat	g	0-0	0-0	1-2	0	0	0	0	1	0	0	0	0	2		
25	May, Eric	g	3-5	1-1	3-3	2	5	7	4	10	1	0	0	2	24		
25	Stokes, Darius	g	1-1	0-0	0-0	1	0	1	0	2	0	0	0	0	2		
	Team					0	1	1									
	Totals		21-43	5-9	25-31	8	22	30	18	72	9	12	6	12	200		

FG % 1st Half: 10-25 40.0% 2nd half: 11-18 61.1% Game: 21-43 48.8% Deadball Rebounds 2  
3FG % 1st Half: 3-7 42.9% 2nd half: 2-2 100.0% Game: 5-9 55.6%  
FT % 1st Half: 11-13 84.6% 2nd half: 14-18 77.8% Game: 25-31 80.6%

Officials: Pat Driscoll, Tim Clougherty, Steve McClunkins  
Technical fouls: Minnesota-None. Iowa-None.  
Attendance: 15400

Score by periods	1st	2nd	Total
Minnesota	29	22	51
Iowa	34	38	72

Last FG - MINN 2nd-00:21, IOWA 2nd-00:41.  
Largest lead - MINN by 16 1st-12:57, IOWA by 23 2nd-00:34.

Points In Off 2nd Fast Bench  
MINN Paint T/O Chance Break 4 15  
IOWA 24 15 10 6 23

Score tied - 1 time.  
Lead changed - 1 time.

## Game 27 - Nebraska 64, Iowa 60

Official Basketball Box Score -- Game Totals -- Final Statistics  
Iowa vs Nebraska  
02/23/13 1:05 p.m. at Devaney Center (Lincoln, Neb.)

Iowa 60 • 17-10, 6-8

#	Player	Total			3-Ptr			Rebounds			PF	TP	A	TO	Blk	Stl	Min
		FG-FGA	FG-FGA	FT-FTA	FG-FGA	FG-FGA	FT-FTA	Off	Def	Tot							
01	Basabe, Melsahn	f	1-4	0-0	0-0	1	1	2	1	2	0	0	1	0	18		
30	White, Aaron	f	3-6	1-2	8-10	3	10	13	1	15	1	4	0	0	33		
34	Woodbury, Adam	c	0-0	0-0	0-1	1	2	3	0	0	0	1	0	0	9		
04	Marble, Roy Devyn	g	7-14	2-4	2-2	0	1	1	2	18	0	2	0	1	32		
10	Gesell, Mike	g	3-10	0-1	0-0	2	3	5	2	6	6	2	1	1	30		
00	Olaseni, Gabriel	g	2-4	0-0	0-0	1	0	1	0	4	0	1	0	0	7		
02	Oglesby, Josh	g	0-5	0-3	0-0	0	4	4	0	4	0	1	0	0	14		
05	Clemmons, Anthony	g	1-4	0-0	1-1	0	1	1	2	3	0	1	0	0	10		
15	McCabe, Zach	g	0-4	0-2	2-2	3	3	6	3	2	2	1	0	1	23		
25	May, Eric	g	4-6	2-3	0-0	1	2	3	0	10	1	1	1	3	24		
	Team					0	0	0									
	Totals		21-57	5-15	13-15	12	26	38	14	60	11	12	4	7	200		

FG % 1st Half: 14-32 43.8% 2nd half: 7-25 28.0% Game: 21-57 36.8% Deadball Rebounds 1  
3FG % 1st Half: 4-7 57.1% 2nd half: 1-8 12.5% Game: 5-15 33.3%  
FT % 1st Half: 9-9 100.0 2nd half: 4-6 66.7% Game: 13-15 86.7%

Nebraska 64 • 13-14, 4-10

#	Player	Total			3-Ptr			Rebounds			PF	TP	A	TO	Blk	Stl	Min
		FG-FGA	FG-FGA	FT-FTA	FG-FGA	FG-FGA	FT-FTA	Off	Def	T							

## Game 29 - #1 Indiana 73, Iowa 60

Official Basketball Box Score -- Game Totals -- Final Statistics  
Iowa vs Indiana  
03/02/13 7:36pm at Bloomington, Ind. (Assembly Hall)

Iowa 60 • 18-11, 7-9

#	Player	Total		3-Ptr		Rebounds		PF	TP	A	TO	Blk	Stl	Min	
		FG-FGA	FG-FGA	FT-FTA	Off	Def	Tot								
01	Basabe, Melsahn	f	3-6	0-0	0-3	2	3	5	4	6	0	2	1	0	18
30	White, Aaron	f	4-9	0-2	6-8	3	4	7	3	14	1	6	1	4	33
34	Woodbury, Adam	c	2-5	0-0	0-0	1	2	3	4	4	1	3	0	0	17
02	Oglesby, Josh	g	0-4	0-3	2-2	0	1	1	0	2	3	1	0	0	27
04	Marble, Roy Devyn	g	7-15	1-4	5-6	2	4	6	3	20	2	2	1	1	34
00	Olaseni, Gabriel	f	1-1	0-0	0-1	0	2	2	4	2	0	1	1	0	17
05	Clemmons, Anthony	g	0-5	0-1	0-0	1	0	1	2	0	2	2	1	1	19
15	McCabe, Zach	g	0-1	0-1	0-0	0	2	2	4	0	0	1	0	0	3
24	Ingram, Pat	g	0-0	0-0	0-0	0	0	0	1	0	0	0	0	0	2
25	May, Eric	g	4-9	0-2	4-4	4	3	7	2	12	0	0	0	1	30
	Team					4	0	4			1				
	Totals		21-55	1-13	17-24	17	21	38	27	60	9	19	5	7	200

FG % 1st Half: 7-24 29.2% 2nd half: 14-31 45.2% Game: 21-55 38.2%  
3FG % 1st Half: 0-5 0.0% 2nd half: 1-8 12.5% Game: 1-13 7.7%  
FT % 1st Half: 0-3 0.0% 2nd half: 17-21 81.0% Game: 17-24 70.8%

Indiana 73 • 25-4, 13-3

#	Player	Total		3-Ptr		Rebounds		PF	TP	A	TO	Blk	Stl	Min	
		FG-FGA	FG-FGA	FT-FTA	Off	Def	Tot								
02	Watford, Christian	f	0-8	0-2	5-7	2	3	5	3	5	0	0	1	2	28
40	Zeller, Cody	f	7-13	0-0	8-13	5	5	10	4	22	1	3	3	2	35
01	Hulls, Jordan	g	0-7	0-4	2-2	1	0	1	3	2	1	3	0	1	33
04	Oladipo, Victor	g	4-6	1-1	1-2	4	4	8	4	10	0	4	1	4	22
11	Ferrell, Kevin (Yogi)	g	5-8	1-3	8-10	0	0	0	4	19	5	1	1	1	30
00	Sheehy, Will	g	2-4	0-2	4-6	0	5	5	3	8	3	0	0	1	19
22	Creek, Maurice	g	0-1	0-1	0-0	0	1	1	0	0	0	0	0	0	3
23	Abell, Remy	g	1-2	0-0	0-0	1	1	2	1	2	0	0	0	0	14
32	Elston, Derek	g	2-4	0-0	1-2	0	0	0	1	5	0	1	0	0	9
33	Hollowell, Jeremy	g	0-1	0-1	0-0	0	1	1	2	0	0	0	0	0	7
	Team					2	2	4							
	Totals		21-54	2-14	29-42	15	22	37	25	73	10	12	6	11	200

FG % 1st Half: 8-28 28.6% 2nd half: 13-26 50.0% Game: 21-54 38.9%  
3FG % 1st Half: 0-9 0.0% 2nd half: 2-5 40.0% Game: 2-14 14.3%  
FT % 1st Half: 10-17 58.8% 2nd half: 19-25 76.0% Game: 29-42 69.0%

Officials: Brian Dorsey, Mike Sanzere, Mark Whitehead  
Technical fouls: Iowa-TEAM. Indiana-None.  
Attendance: 17472

Score by periods	1st	2nd	Total
Iowa	14	46	60
Indiana	26	47	73

Last FG - IOWA 2nd-00:01, IND 2nd-00:08.  
Largest lead - IOWA by 2 1st-18:48, IND by 18 2nd-10:48.

	In	Off	2nd	Fast	Bench
Points	32	8	8	8	14
IOWA	36	19	16	10	15
IND					

Score tied - 1 time.  
Lead changed - 1 time.

## Game 30 - Iowa 63, Illinois 55

Official Basketball Box Score -- Game Totals -- Final Statistics  
Illinois vs Iowa  
03/05/13 6:05 p.m. at Carver-Hawkeye Arena - Iowa City, IA

Illinois 55 • 21-10, 8-9

#	Player	Total		3-Ptr		Rebounds		PF	TP	A	TO	Blk	Stl	Min	
		FG-FGA	FG-FGA	FT-FTA	Off	Def	Tot								
00	McLaurin, Sam	f	1-2	0-0	1-2	3	1	4	1	3	0	1	0	0	19
32	Egwu, Nnanna	c	3-6	0-1	0-2	5	2	7	1	6	0	0	2	0	26
01	Richardson, D.J.	g	4-15	3-9	2-2	3	1	4	4	13	1	1	0	2	37
03	Paul, Brandon	g	6-15	3-9	3-4	0	9	9	2	18	3	2	0	2	34
13	Abrams, Tracy	g	1-9	0-4	4-7	0	2	2	4	6	4	2	0	3	33
02	Bertrand, Joseph	f	1-4	1-1	0-0	0	3	3	3	3	0	4	0	1	17
20	Henry, Myke	g	0-4	0-2	0-0	0	3	3	0	0	0	1	0	0	7
42	Griffey, Tyler	g	2-8	2-3	0-0	2	3	5	4	6	0	0	2	1	27
	Team					2	0	2			1				
	Totals		18-63	9-29	10-17	15	24	39	19	55	8	12	4	9	200

FG % 1st Half: 9-34 26.5% 2nd half: 9-29 31.0% Game: 18-63 28.6%  
3FG % 1st Half: 3-15 20.0% 2nd half: 6-14 42.9% Game: 9-29 31.0%  
FT % 1st Half: 7-11 63.6% 2nd half: 3-6 50.0% Game: 10-17 58.8%

Iowa 63 • 19-11, 8-9

#	Player	Total		3-Ptr		Rebounds		PF	TP	A	TO	Blk	Stl	Min	
		FG-FGA	FG-FGA	FT-FTA	Off	Def	Tot								
01	Basabe, Melsahn	f	2-4	0-0	1-2	1	2	3	1	5	1	0	0	1	16
30	White, Aaron	f	2-9	1-4	2-4	2	3	5	1	7	2	3	2	3	31
34	Woodbury, Adam	c	4-7	0-0	0-0	2	3	5	1	8	1	0	2	0	17
04	Marble, Roy Devyn	g	5-12	1-3	10-10	1	5	6	2	21	4	3	0	1	34
25	May, Eric	g	1-3	0-1	0-0	0	4	4	2	2	2	2	1	0	26
00	Olaseni, Gabriel	f	1-2	0-0	0-0	0	2	2	2	2	0	0	7	0	19
02	Oglesby, Josh	g	3-9	2-7	2-2	0	2	2	2	10	0	1	1	0	24
05	Clemmons, Anthony	g	2-5	1-2	0-0	0	3	3	4	5	2	3	0	0	15
15	McCabe, Zach	g	1-3	0-1	1-2	1	4	5	0	3	3	1	0	0	18
	Team					2	6	8							
	Totals		21-54	5-18	16-20	9	34	43	15	63	15	13	13	5	200

FG % 1st Half: 14-29 48.3% 2nd half: 7-25 28.0% Game: 21-54 38.9%  
3FG % 1st Half: 2-10 20.0% 2nd half: 3-8 37.5% Game: 5-18 27.8%  
FT % 1st Half: 1-2 50.0% 2nd half: 15-18 83.3% Game: 16-20 80.0%

Officials: Mike Kitts, Ed Hightower, Bo Boroski  
Technical fouls: Illinois-None. Iowa-None.  
Attendance: 14566

Score by periods	1st	2nd	Total
Illinois	28	27	55
Iowa	31	32	63

	In	Off	2nd	Fast	Bench
Points	12	7	8	4	9
ILL	28	6	9	0	20
IOWA					

Last FG - ILL 2nd-00:00, IOWA 2nd-01:39.  
Largest lead - ILL by 1 1st-01:12, IOWA by 11 1st-08:40.

Score tied - 2 times.  
Lead changed - 2 times.

## Game 31 - Iowa 74, Nebraska 60

Official Basketball Box Score -- Game Totals -- Final Statistics  
Nebraska vs Iowa  
03/09/13 1:20 p.m. at Carver-Hawkeye Arena - Iowa City, IA

Nebraska 60 • 14-17, 5-13

#	Player	Total		3-Ptr		Rebounds		PF	TP	A	TO	Blk	Stl	Min	
		FG-FGA	FG-FGA	FT-FTA	Off	Def	Tot								
13	Ubel, Brandon	f	3-12	0-1	3-4	4	3	7	3	9	3	0	1	1	39
31	Shields, Shavon	f	2-7	1-4	1-1	2	1	3	2	6	0	1	0	3	33
02	Rivers, David	g	1-2	0-0	0-0	0	0	0	1	2	0	0	0	0	17
15	Gallegos, Ray	g	7-15	7-14	1-2	3	0	3	4	22	2	1	0	1	34
24	Talley, Dylan	g	4-13	1-5	2-2	0	1	1	2	11	2	3	0	0	38
03	Parker, Benny	g	0-0	0-0	1-2	0	0	0	1	1	1	0	0	1	7
04	Ritchie, Max	g	0-0	0-0	0-0	0	0	0	0	0	0	0	0	0	1
10	Menke, Trevor	g	1-1	1-1	0-0	0	0	0	0	3	0	0	0	0	2
11	Tyrance, Jordan	g	1-3	0-0	0-0	0	1	1	0	2	2	0	0	0	10
12	Vucetic, Sergej	g	0-0	0-0	0-0	0	0	0	0	0	0	0	0	0	1
34	Almeida, Andre	g	2-3	0-0	0-0	0	1	1	4	4	1	0	2	0	17
44	Kurkowski, Kye	g	0-0	0-0	0-0	0	0	0	0	0	0	0	0	0	1
	Team					2	4	6			1				
	Totals		21-56	10-25	8-11	11	11	22	17	60	11	6	3	6	200

FG % 1st Half: 8-26 30.8% 2nd half: 13-30 43.3% Game: 21-56 37.5%  
3FG % 1st Half: 3-10 30.0% 2nd half: 7-15 46.7% Game: 10-25 40.0%  
FT % 1st Half: 4-6 66.7% 2nd half: 4-5 80.0% Game: 8-11 72.7%

Iowa 74 • 20-11, 9-9

#	Player	Total		3-Ptr		Rebounds		PF	TP	A	TO	Blk	Stl	Min	
		FG-FGA	FG-FGA	FT-FTA	Off	Def	Tot								
01	Basabe, Melsahn	f	5-7	0-0	1-1	4	9	13	0	11	1	2	1	0	21
30	White, Aaron	f	5-7	1-2	8-8	2	4	6	1	19	3	2	0	0	31
34	Woodbury, Adam	c	6-6	0-0	0-1	1	2	3	4	12	1	2	1	0	18
04	Marble, Roy Devyn	g	2-9	2-5	0-0	0	3	3	1	6	3	4	1	0	28
25	May, Eric	g	1-5	0-2	0-1	1	5	6	0	2	6	1	0	1	

## Game 33 - #7 Michigan State 59, Iowa 56 (BTT)

**Official Basketball Box Score -- Game Totals -- Final Statistics**  
**Iowa vs Michigan State**  
**03/15/13 8:00 p.m. at United Center Chicago, IL**

### Iowa 56 • 21-12

#	Player	Total			3-Ptr			Rebounds			PF	TP	A	TO	Blk	Stl	Min
		FG-FGA	FG-FGA	FT-FTA	FG-FGA	FG-FGA	FT-FTA	Off	Def	Tot							
1	Basabe, Melsahn	f	4-9	0-1	0-0	2	6	8	1	8	0	0	2	0	0	30	
30	White, Aaron	f	2-5	1-3	0-0	0	0	0	2	5	0	1	0	1	27		
34	Woodbury, Adam	f	1-1	0-0	0-0	0	3	3	2	2	1	2	2	0	12		
10	Gesell, Mike	g	2-3	0-1	5-5	0	3	3	1	9	1	3	1	2	20		
4	Marble, Roy Devyn	g	3-9	2-6	0-1	0	3	3	3	8	4	4	1	2	27		
0	Olaseni, Gabriel		1-2	0-0	2-2	0	0	0	1	4	1	2	1	0	11		
15	McCabe, Zach		2-3	1-2	2-2	1	1	2	4	7	0	0	0	0	12		
2	Oglesby, Josh		1-5	1-4	2-2	0	0	0	0	5	1	0	0	0	18		
25	May, Eric		1-2	0-0	0-0	1	3	4	1	2	0	0	0	2	23		
5	Clemmons, Anthony		3-5	0-1	0-0	1	0	1	1	6	2	5	0	3	20		
	Team					2	1	3									
	Totals		20-44	5-18	11-12	7	20	27	16	56	10	19	7	10	200		

FG % 1st Half: 10-20 50.0% 2nd half: 10-24 41.7% Game: 20-44 45.5%  
 3FG % 1st Half: 2-6 33.3% 2nd half: 3-12 25.0% Game: 5-18 27.8%  
 FT % 1st Half: 8-9 88.9% 2nd half: 3-3 100.0 Game: 11-12 91.7%

### Michigan State 59 • 25-7

#	Player	Total			3-Ptr			Rebounds			PF	TP	A	TO	Blk	Stl	Min
		FG-FGA	FG-FGA	FT-FTA	FG-FGA	FG-FGA	FT-FTA	Off	Def	Tot							
22	Dawson, Branden	f	3-5	0-0	0-2	3	4	7	0	6	1	0	0	3	33		
25	Nix, Derrick	f	2-6	0-0	3-5	0	2	2	2	7	3	0	1	0	25		
5	Payne, Adreian	f	6-12	1-2	5-5	6	4	10	3	18	0	3	2	1	34		
11	Appling, Keith	g	6-15	1-6	0-0	0	2	2	4	13	1	4	2	2	39		
14	Harris, Gary	g	4-10	1-4	4-4	1	1	2	2	13	0	2	0	1	30		
10	Costello, Matt		0-2	0-0	0-0	0	1	1	0	0	0	0	0	0	4		
2	Gauna, Alex		0-1	0-0	0-0	2	0	2	0	0	0	0	0	0	2		
20	Trice, Travis		0-3	0-2	0-0	0	0	0	0	0	3	0	0	2	18		
45	Valentine, Denzel		1-3	0-1	0-0	2	0	2	2	2	1	4	0	0	15		
	Team					2	4	6									
	Totals		22-57	3-15	12-16	16	18	34	13	59	9	13	5	9	200		

FG % 1st Half: 8-30 26.7% 2nd half: 14-27 51.9% Game: 22-57 38.6%  
 3FG % 1st Half: 0-8 0.0% 2nd half: 3-7 42.9% Game: 3-15 20.0%  
 FT % 1st Half: 4-7 57.1% 2nd half: 8-9 88.9% Game: 12-16 75.0%

Officials: Ted Valentine, Lamont Simpson, Jim Schipper  
 Technical fouls: Iowa-None. Michigan State-Nix, Derrick.  
 Attendance: 21229

Score by periods	1st	2nd	Total
Iowa	30	26	56
Michigan State	20	39	59

Last FG - IOWA 2nd-01:04, MSU 2nd-01:54.  
 Largest lead - IOWA by 13 2nd-19:36, MSU by 8 2nd-01:54.

Score tied - 0 times.  
 Lead changed - 1 time.

## Game 34 - Iowa 68, Indiana State 52 (NIT)

**Official Basketball Box Score -- Game Totals -- Final Statistics**  
**Indiana State vs Iowa**  
**03/20/13 6 p.m. at Carver-Hawkeye Arena - Iowa City, IA**

### Indiana State 52 • 18-15

#	Player	Total			3-Ptr			Rebounds			PF	TP	A	TO	Blk	Stl	Min
		FG-FGA	FG-FGA	FT-FTA	FG-FGA	FG-FGA	FT-FTA	Off	Def	Tot							
03	Arop, Manny	f	1-3	0-1	0-0	0	2	2	2	2	2	1	2	0	0	22	
31	Mahurin, R.J.	f	2-8	2-7	0-0	0	1	1	3	6	1	1	0	0	21		
05	Gant, Justin	c	6-14	0-1	4-4	1	2	3	1	16	0	0	0	2	29		
12	Cummings, Dawon	g	2-6	0-3	0-0	0	4	4	5	4	5	1	0	1	27		
13	Odum, Jake	g	2-6	1-2	0-0	2	5	7	2	5	3	6	0	2	30		
00	Kitchell, Jake		0-1	0-0	0-0	1	0	1	0	0	0	0	0	0	7		
02	Eitel, Lucas		1-2	1-2	0-0	0	1	1	1	3	1	0	0	0	18		
11	Brown, Devonte		2-3	0-0	2-3	0	2	2	1	6	0	2	0	2	17		
20	Smith, Rhett		0-0	0-0	0-0	0	0	0	0	0	0	0	0	0	0+		
22	Burnett, Brandon		1-4	0-1	4-4	0	3	3	1	6	1	1	0	0	15		
32	Smith, Khristian		2-3	0-0	0-0	0	1	1	1	4	0	2	0	0	14		
	Team					2	0	2									
	Totals		19-50	4-17	10-11	6	21	27	17	52	12	16	0	7	200		

FG % 1st Half: 11-26 42.3% 2nd half: 8-24 33.3% Game: 19-50 38.0%  
 3FG % 1st Half: 3-7 42.9% 2nd half: 1-10 10.0% Game: 4-17 23.5%  
 FT % 1st Half: 5-6 83.3% 2nd half: 5-5 100.0 Game: 10-11 90.9%

### Iowa 68 • 22-12

#	Player	Total			3-Ptr			Rebounds			PF	TP	A	TO	Blk	Stl	Min
		FG-FGA	FG-FGA	FT-FTA	FG-FGA	FG-FGA	FT-FTA	Off	Def	Tot							
01	Basabe, Melsahn	f	4-9	0-0	1-2	4	4	8	0	9	0	0	0	1	20		
30	White, Aaron	f	3-8	0-2	5-7	5	8	13	0	11	1	4	0	1	33		
34	Woodbury, Adam	c	2-3	0-0	0-0	2	1	3	2	4	0	3	1	0	13		
04	Marble, Roy Devyn	g	7-15	2-5	8-10	2	3	5	0	24	6	1	0	4	34		
10	Gesell, Mike	g	1-5	0-3	0-0	0	0	0	0	2	1	1	0	1	14		
00	Olaseni, Gabriel		1-2	0-0	0-2	1	2	3	3	2	0	1	2	0	13		
02	Oglesby, Josh		1-3	1-2	0-0	0	1	1	0	3	1	0	0	0	24		
05	Clemmons, Anthony		0-0	0-0	0-0	0	1	1	3	0	0	3	0	0	6		
11	Rickert, Christopher		0-0	0-0	0-0	0	0	0	0	0	0	0	0	0	0+		
13	Dennning, Kyle		0-0	0-0	0-0	0	0	0	0	0	0	0	0	0	0+		
15	McCabe, Zach		2-8	2-5	2-2	1	2	3	3	8	1	0	0	0	13		
24	Ingram, Pat		0-0	0-0	0-0	0	0	0	0	0	0	0	0	1	0+		
25	May, Eric		1-4	1-2	2-3	0	2	2	2	5	1	0	0	2	30		
35	Stokes, Darius		0-0	0-0	0-0	0	0	0	0	0	0	0	0	0	0+		
	Team					2	1	3									
	Totals		22-57	6-19	18-26	17	25	42	13	68	11	13	4	9	200		

FG % 1st Half: 11-28 39.3% 2nd half: 11-29 37.9% Game: 22-57 38.6%  
 3FG % 1st Half: 2-8 25.0% 2nd half: 4-11 36.4% Game: 6-19 31.6%  
 FT % 1st Half: 7-13 53.8% 2nd half: 11-13 84.6% Game: 18-26 69.2%

Officials: Keith Kimble, Brad Ferrie, Paul Zslec  
 Technical fouls: Indiana State-TEAM. Iowa-None.  
 Attendance: 15400

NIT First Round Game  
 Fouled Out - Indiana State: Cummings (00:24)

Score by periods	1st	2nd	Total
Indiana State	30	22	52
Iowa	31	37	68

Last FG - INS 2nd-00:55, IOWA 2nd-02:58.  
 Largest lead - INS by 8 1st-06:40, IOWA by 17 2nd-02:58.

Score tied - 4 times.  
 Lead changed - 5 times.

## Game 35 - Iowa 75, Stony Brook 63 (NIT)

**Official Basketball Box Score -- Game Totals -- Final Statistics**  
**Stony Brook vs Iowa**  
**03/22/13 8:40 p.m. at Carver-Hawkeye Arena - Iowa City, IA**

### Stony Brook 63 • 25-8

#	Player	Total			3-Ptr			Rebounds			PF	TP	A	TO	Blk	Stl	Min
		FG-FGA	FG-FGA	FT-FTA	FG-FGA	FG-FGA	FT-FTA	Off	Def	Tot							
20	Warney, Jameel	f	7-9	0-0	3-4	1	6	7	1	17	0	0	0	1	31		
24	Brenton, Tommy	f	2-6	0-0	1-4	2	3	5	2	5	4	2	0	0	34		
35	King, Scott	f	1-2	1-2	1-2	1	2	3	1	4	1	0	0	0	12		
04	Jackson, Anthony	g	6-11	2-5	1-1	0	0	0	2	15	2	1	0	0	30		
05	Coley, Dave	g	4-11	3-5	1-2	0	5	5	3	12	2	4	0	0	32		
01	Bracey, Ron		0-0	0-0	0-0	0	1	1	1	0	0	1	0	0	3		
10	Puriefey, Carson		1-4	0-1	2-4	0	2	2	2	4	0	1	0	0	11		
12	Rouse, Marcus		1-3	0-2	0-0	0	0	0	3	2	0	2	0	0	14		
15	Hayes, Leonard		0-1	0-1	0-0	0	0	0	1	0	0	0	0	0	2		
22	McAlister, Eric		2-4	0-0	0-0	1	2	3	3	4	0	0	1	0	22		
32	Mayo, Anthony		0-0	0-0	0-0	0	1	1	1	0	0	0	0	0	9		
	Team					2	1	3									
	Totals		24-51	6-16	9-17	7	23	30	20	63	9	11	1	1	200		

FG % 1st Half: 14-27 51.9% 2nd half: 10-24 41.7% Game: 24-51 47.1%  
 3FG % 1st Half: 4-9 44.4% 2nd half: 2-7 28.6% Game: 6-16 37.5%  
 FT % 1st Half: 2-5 40.0% 2nd half: 7-12 58.3% Game: 9-17 52.9%

### Iowa 75 • 23-12

#	Player	Total			3-Ptr			Rebounds			PF	TP	A	TO	Blk	Stl	Min
		FG-FGA	FG-FGA	FT-FTA	FG-FGA	FG-FGA	FT-FTA										



# IOWA HAWKEYE BASKETBALL

**Iowa in the NIT**

## Iowa's National Invitation Tournament Records (Includes preseason and postseason NIT)

### Individual

<b>Points</b>	31, Roy Devyn Marble at Oregon, 3/18/12
<b>FG</b>	11, Ryan Bowen vs. Georgia, 3/11/98
<b>FGA</b>	21, Ricky Davis vs. Georgia, 3/11/98
<b>3pt. FG</b>	7, Roy Devyn Marble at Oregon, 3/18/12
<b>3pt. FGA</b>	13, Chris Kingsbury vs. Ohio Univ., 3/21/95
<b>FT</b>	13, Chauncey Leslie vs. Georgia Tech, 3/24/03
<b>FTA</b>	15, Chauncey Leslie vs. Georgia Tech, 3/24/03
<b>Rebounds</b>	<b>13, Aaron White vs. Indiana State, 3/20/13</b>
<b>Assists</b>	11, Bryce Cartwright vs. Dayton, 3/13/12
<b>Blocks</b>	4, Ryan Bowen vs. Penn State, 3/23/95
<b>Steals</b>	5, Jim Bartels vs. DePaul, 3/15/95

### Team

<b>Points</b>	97 at Oregon, 3/18/12
<b>Pts/Half</b>	51 at Oregon, 3/18/12
<b>FG</b>	37 at Oregon, 3/18/12
<b>FGA</b>	74 vs. Georgia, 3/11/98
<b>FG%</b>	56.9% vs. Dayton, 3/13/12
<b>3pt. FG</b>	10 at Oregon, 3/18/12
<b>3pt. FGA</b>	27 vs. Ohio University, 3/21/95
<b>3pt. FG%</b>	45.5% at Oregon, 3/18/12
<b>FT</b>	24 vs. Georgia Tech, 3/24/03
<b>FTA</b>	31 vs. Georgia Tech, 3/24/03
<b>FT%</b>	95.6% vs. DePaul, (22 of 23), 3/15/95
<b>Rebounds</b>	<b>42 vs. Indiana State, 3/20/13</b>
<b>Assists</b>	24 vs. DePaul, 3/15/95
<b>Blocks</b>	8 vs. Penn State, 3/23/95
<b>Steals</b>	17 vs. Georgia, 3/11/98

## IOWA 96, DEPAUL 87

March 15, 1995, Mark of the Quad Cities, Moline, IL

### DePaul -- 87

Name	FG	3-PT	FT	RB	PF	TP	A	TO	BK	S	MN
Macon	2-4	0-0	1-2	2	2	5	1	2	0	0	32
Kleinschmidt	7-17	1-6	4-6	6	2	19	5	3	0	0	33
Bowden	9-12	0-0	0-0	4	2	18	2	2	1	1	29
Cole	5-15	2-10	5-6	2	4	17	9	4	0	2	39
Patton	2-4	1-1	2-2	4	2	7	2	4	0	2	25
Currie	3-4	0-0	2-5	4	1	8	2	1	1	2	18
Watts	3-5	0-2	1-1	0	3	7	2	0	0	1	15
Singer	2-3	2-3	0-0	2	1	6	0	0	0	0	9
Team				1							
<b>Totals</b>	<b>33-64</b>	<b>6-22</b>	<b>15-22</b>	<b>26</b>	<b>17</b>	<b>87</b>	<b>23</b>	<b>17</b>	<b>2</b>	<b>8</b>	<b>200</b>
	<b>FG%: .515</b>	<b>3-PT%: .270</b>	<b>FT%: .681</b>								

### Iowa -- 96

Name	FG	3-PT	FT	RB	PF	TP	A	TO	BK	S	MN
Murray	5-9	0-0	2-2	3	3	12	0	3	1	2	30
Settles	7-12	0-4	4-4	9	2	18	5	6	0	0	28
Bartels	6-8	3-5	2-2	7	1	17	3	0	0	5	30
Woolridge	5-11	0-1	7-8	4	3	17	10	1	0	1	31
Kingsbury	6-15	3-11	4-4	2	1	19	2	2	0	1	33
Glasper	0-0	0-0	2-2	2	0	2	1	1	0	0	9
Bowen	1-3	0-0	0-0	5	2	2	2	1	2	0	13
Skillett	2-3	0-0	0-0	1	1	4	0	0	0	0	8
Carter	1-2	0-0	0-0	2	1	2	0	0	0	0	11
Millard	1-1	0-0	1-1	1	2	3	1	1	0	1	7
Team				0				2			
<b>Totals</b>	<b>34-64</b>	<b>6-21</b>	<b>22-23</b>	<b>40</b>	<b>16</b>	<b>96</b>	<b>24</b>	<b>17</b>	<b>3</b>	<b>10</b>	<b>200</b>
	<b>FG%: .531</b>	<b>3-PT%: .286</b>	<b>FT%: .956</b>								

### Score by Periods:

DePaul	34	53	87
Iowa	46	50	96

ATTENDANCE: 10,678





# IOWA HAWKEYE BASKETBALL

Iowa in the NIT

## IOWA 66, OHIO UNIVERSITY 62

March 21, 1995, Carver-Hawkeye Arena, Iowa City, IA

### Ohio - - 62

Name	FG	3-PT	FT	RB	PF	TP	A	TO	BK	S	MN
Trent	8-19	0-0	2-2	10	2	18	4	3	0	0	37
Simmons	4-9	0-1	0-0	9	4	8	1	4	1	2	35
Terry	0-6	0-0	2-3	8	3	2	1	2	3	0	19
Ford	1-10	0-8	3-3	4	3	5	4	1	0	5	38
Reese	3-5	2-2	0-1	5	2	8	1	5	0	1	28
Johnson	2-8	2-8	4-4	2	3	10	1	2	0	0	22
Sears	5-6	0-0	1-2	3	4	11	0	1	0	0	19
Greenwood	0-0	0-0	0-0	1	0	0	0	0	1	1	2
Team				1							
<b>Totals</b>	<b>23-63</b>	<b>4-19</b>	<b>12-15</b>	<b>43</b>	<b>21</b>	<b>62</b>	<b>12</b>	<b>18</b>	<b>5</b>	<b>9</b>	<b>200</b>
FG%:	.365	3-PT%:	.211	FT%:	.800						

### Iowa - - 66

Name	FG	3-PT	FT	RB	PF	TP	A	TO	BK	S	MN
Murray	5-7	1-1	2-4	4	4	13	0	2	0	1	32
Settles	3-11	1-4	4-4	10	4	11	2	1	0	4	24
Bartels	2-7	2-6	1-3	6	1	7	2	2	0	2	29
Woolridge	2-7	0-2	4-4	2	3	8	7	4	0	2	28
Kingsbury	6-15	5-13	2-2	8	1	19	0	2	0	3	36
Carter	0-1	0-0	1-2	4	0	1	0	0	0	0	5
Bowen	1-2	0-0	1-2	2	0	3	0	0	0	1	18
Glasper	1-1	0-0	0-2	0	2	2	2	3	0	0	12
Skillet	0-2	0-1	0-0	3	3	0	1	0	0	0	5
Millard	0-3	0-0	2-2	1	0	2	0	1	0	1	11
Team				1							
<b>Totals</b>	<b>20-56</b>	<b>9-27</b>	<b>17-25</b>	<b>41</b>	<b>18</b>	<b>66</b>	<b>14</b>	<b>15</b>	<b>0</b>	<b>14</b>	<b>200</b>
FG%:	.357	3-PT%:	.333	FT%:	.680						

### Score by Periods:

Ohio	29	33	62
Iowa	43	23	66

ATTENDANCE: 15,500

## PENN STATE 67, IOWA 64

March 23, 1995, Carver-Hawkeye Arena, Iowa City, IA

### Penn State - - 67

Name	FG	3-PT	FT	RB	PF	TP	A	TO	BK	S	MN
Carlton	6-18	1-8	0-0	7	2	13	0	2	0	1	21
Sekunda	2-9	0-0	0-0	6	2	4	3	2	0	0	21
Amaechi	4-9	0-0	4-9	12	3	12	0	1	3	0	33
Earl	0-5	0-2	3-4	4	1	3	13	2	0	5	36
Williams	5-8	0-0	0-0	3	3	10	1	2	0	1	19
Bartram	3-5	2-4	0-0	6	1	8	1	5	0	0	20
Lisicky	4-10	4-7	0-0	1	1	12	1	3	0	0	26
Williams	1-3	0-0	1-5	6	4	3	0	1	0	0	14
Joseph	1-1	0-1	0-0	2	2	2	0	0	0	1	10
Team				3							
<b>Totals</b>	<b>26-68</b>	<b>7-22</b>	<b>8-18</b>	<b>50</b>	<b>19</b>	<b>67</b>	<b>19</b>	<b>18</b>	<b>3</b>	<b>8</b>	<b>200</b>
FG%:	.382	3-PT%:	.318	FT%:	.444						

### Iowa - - 64

Name	FG	3-PT	FT	RB	PF	TP	A	TO	BK	S	MN
Murray	2-5	0-1	0-1	2	1	4	2	2	0	1	26
Settles	6-15	1-5	3-5	9	4	16	3	1	1	0	28
Bartels	3-9	1-6	1-3	3	1	8	0	2	1	2	32
Woolridge	10-17	2-3	6-8	6	1	28	5	3	1	1	35
Kingsbury	1-11	1-10	1-2	2	5	4	0	2	0	0	24
Carter	0-0	0-0	0-0	3	1	0	0	0	1	1	11
Bowen	0-0	0-0	0-0	4	3	0	0	3	4	2	14
Glasper	0-0	0-0	0-0	1	2	0	2	2	0	2	5
Skillet	0-0	0-0	0-0	1	0	0	2	0	0	2	10
Millard	2-2	0-0	0-0	4	2	4	0	1	0	0	15
Team				2							
<b>Totals</b>	<b>24-59</b>	<b>5-25</b>	<b>11-19</b>	<b>37</b>	<b>20</b>	<b>64</b>	<b>14</b>	<b>16</b>	<b>8</b>	<b>11</b>	<b>200</b>
FG%:	.407	3-PT%:	.200	FT%:	.579						

### Score by Periods:

Penn State	31	36	67
Iowa	34	30	64

ATTENDANCE: 15,500

## GEORGIA 100, IOWA 93

March 11, 1998, Carver-Hawkeye Arena, Iowa City, IA

### Georgia - - 100

Name	FG	3-PT	FT	RB	PF	TP	A	TO	BK	S	MN
Brown	3-4	0-0	5-6	5	3	11	0	2	0	0	18
Jones	5-14	1-3	3-5	8	2	14	0	2	1	0	30
Chadwick	4-5	1-1	0-0	6	3	9	1	2	0	0	23
Smith	6-10	4-6	2-2	7	2	18	5	5	0	1	35
Harrison	10-17	0-2	2-3	4	0	22	9	2	0	1	39
Jones	0-0	0-0	0-0	1	1	0	1	1	0	0	6
Ransom	6-8	0-1	2-4	5	1	14	2	3	1	2	24
Hall	2-2	0-0	0-0	6	3	4	0	1	0	0	13
Dukes	2-3	2-3	0-2	2	2	6	0	1	2	0	7
Dryden	0-0	0-0	0-0	0	1	0	0	0	0	0	1
Nordin	1-1	0-0	0-0	2	3	2	1	1	0	0	4
Team				1							
<b>Totals</b>	<b>39-64</b>	<b>8-16</b>	<b>14-22</b>	<b>47</b>	<b>21</b>	<b>100</b>	<b>19</b>	<b>21</b>	<b>4</b>	<b>4</b>	<b>200</b>
FG%:	.609	3-PT%:	.500	FT%:	.636						

### Iowa - - 93

Name	FG	3-PT	FT	RB	PF	TP	A	TO	BK	S	MN
Davis	9-21	2-4	5-7	8	2	25	1	2	1	3	34
Galloway	2-7	1-5	0-0	0	1	5	3	1	0	1	19
Bowen	11-15	0-0	2-6	11	4	24	1	0	2	4	30
Oliver	3-6	0-0	3-4	2	4	9	4	2	0	3	24
McCausland	3-9	3-7	0-0	4	1	9	1	1	0	0	28
Bauer	0-0	0-0	2-2	0	0	2	0	0	0	1	1
Rucker	0-3	0-0	0-0	0	0	0	0	0	0	0	3
Luehrsmann	1-6	0-2	1-2	4	3	3	5	3	0	3	27
Koch	0-1	0-0	6-6	1	0	6	0	1	1	1	10
Moore	3-5	1-2	1-2	0	1	8	2	0	1	1	19
Others	1-1	0-0	0-0	0	0	2	0	0	0	0	4
Team				1							
<b>Totals</b>	<b>33-74</b>	<b>7-20</b>	<b>20-29</b>	<b>31</b>	<b>16</b>	<b>93</b>	<b>17</b>	<b>10</b>	<b>5</b>	<b>17</b>	<b>200</b>
FG%:	.446	3-PT%:	.350	FT%:	.690						

### Score by Periods:

Georgia	52	48	100
Iowa	50	43	93

ATTENDANCE: 5,167

## LOUISIANA STATE 63, IOWA 61

March 13, 2002, Carver-Hawkeye Arena, Iowa City, IA

### Louisiana State - - 63

Name	FG	3-PT	FT	RB	PF	TP	A	TO	BK	S	MN
Dupree	8-18	0-3	3-6	11	4	19	1	2	0	2	35
Williams	1-5	0-0	8-8	7	2	10	4	1	1	4	36
Bridgewater	2-6	0-0	0-0	3	5	4	2	0	1	0	35
Bright	7-13	3-7	1-2	3	3	18	2	3	0	1	38
Hudson	4-12	1-4	0-0	3	2	9	1	3	0	1	33
Young	1-1	0-0	1-2	0	0	3	0	0	0	0	5
Thompson	0-0	0-0	0-0	0	1	0	1	0	0	0	8
Wilson	0-0	0-0	0-0	0	2	0	0	1	0	1	10
Team				3							
<b>Totals</b>	<b>23-55</b>	<b>4-14</b>	<b>13-18</b>	<b>30</b>	<b>19</b>	<b>63</b>	<b>11</b>	<b>11</b>	<b>2</b>	<b>9</b>	<b>200</b>
FG%:	.418	3-PT%:	.286	FT%:	.722						

### Iowa - - 61

Name	FG	3-PT	FT	RB	PF	TP	A	TO	BK	S	MN
Evans	3-5	0-0	4-8	9	3	10	1	1	0	1	33
Sonderleiter	0-0	0-0	0-0	0	1	0	0	0	1	0	4
Leslie	2-4	2-2	0-0	3	6	3	2	0	0	0	20
Pierce	6-8	0-2	1-2	8	3	13	5	2	1	1	35
Recker	4-16	2-10	2-2	2	2	12	4	3	0	1	40
Hogan	1-2	1-2	0-0	1	0	3	0	3	0	0	8
Worley	2-5	0-1	1-2	2	2	5	0	4	1	0	16
Reiner	1-1	0-0	0-0	2	0	2	1	0	1	0	12
Boyd	0-2	0-2	1-2	2	0	1	0	2	0	0	9
Henderson	3-7	0-2	3-3	3	2	9	0	1	1	0	23
Team				6							
<b>Totals</b>	<b>22-50</b>	<b>5-21</b>	<b>12-19</b>	<b>38</b>	<b>16</b>	<b>61</b>	<b>14</b>	<b>18</b>	<b>5</b>	<b>3</b>	<b>200</b>
FG%:	.440	3-PT%:	.238	FT%:	.632						

### Score by Periods:

Louisiana State	29	34	63
Iowa	28	33	61

ATTENDANCE: 10,511





# IOWA HAWKEYE BASKETBALL

*Iowa in the NIT*

## IOWA 62, VALPARAISO, 60

March 13, 2003, Carver-Hawkeye Arena, Iowa City, IA

### VALPARAISO -- 60

Name	FG	3-PT	FT	RB	PF	TP	A	TO	BK	S	MN
Gomes	4-8	0-3	1-3	4	4	9	4	2	1	2	26
Grafs	4-9	0-2	1-3	5	5	9	1	0	1	1	28
Tonagel	2-4	1-2	0-0	2	1	5	1	2	0	1	36
Nieves	0-3	0-3	0-0	2	0	0	2	0	0	0	22
Berdiel	6-12	1-2	0-1	3	2	13	3	1	0	2	28
Ortiz	6-14	1-2	1-2	1	1	14	3	1	0	4	31
Oppland	1-1	0-0	0-0	0	2	2	0	1	0	0	14
Nikkila	2-3	0-0	4-4	3	2	8	0	0	2	0	15
Team				5				2			
<b>Totals</b>	<b>25-54</b>	<b>3-14</b>	<b>7-13</b>	<b>26</b>	<b>17</b>	<b>60</b>	<b>14</b>	<b>9</b>	<b>4</b>	<b>10</b>	<b>200</b>
FG%:	.463	3PT%:	.214	FT%:	.538						

### IOWA -- 62

Name	FG	3-PT	FT	RB	PF	TP	A	TO	BK	S	MN
Worley	1-3	0-2	0-0	2	5	2	3	2	2	0	28
Brunner	2-6	0-0	3-4	4	2	7	1	1	1	1	21
Reiner	4-8	0-0	3-6	10	3	11	0	2	2	1	26
Leslie	7-15	1-3	0-0	4	1	15	5	3	0	1	40
Horner	1-4	0-2	3-5	7	1	5	7	4	0	0	35
Kimm	0-0	0-0	0-0	0	0	0	0	0	0	0	3
Boyd	4-5	3-4	0-0	1	0	11	0	0	0	1	28
Sonderleiter	5-7	0-0	1-1	3	2	11	0	5	1	0	19
Team				3							
<b>Totals</b>	<b>24-48</b>	<b>4-11</b>	<b>10-16</b>	<b>34</b>	<b>14</b>	<b>62</b>	<b>16</b>	<b>17</b>	<b>6</b>	<b>4</b>	<b>200</b>
FG%:	.500	3PT%:	.364	FT%:	.625						

### Score by Periods:

Valparaiso	29	31	60
Iowa	32	30	62

Attendance: 2,761

## IOWA 54, IOWA STATE 53

March 21, 2003, Hilton Coliseum, Ames, IA

### IOWA -- 54

Name	FG	3-PT	FT	RB	PF	TP	A	TO	BK	S	MN
Leslie	5-8	0-1	1-2	3	0	11	1	4	0	0	39
Horner	2-6	1-2	4-6	2	3	9	1	4	0	1	37
Worley	5-10	0-1	3-4	5	5	13	0	4	2	2	30
Reiner	1-3	0-0	1-1	8	4	3	2	2	1	1	24
Brunner	1-2	0-0	0-0	9	3	2	1	3	2	2	22
Boyd	1-4	1-4	3-4	3	3	6	1	1	0	1	22
Sonderleiter	4-8	0-0	2-5	2	2	10	2	1	0	0	26
Team				3							
<b>Totals</b>	<b>19-41</b>	<b>2-8</b>	<b>14-22</b>	<b>35</b>	<b>20</b>	<b>54</b>	<b>8</b>	<b>19</b>	<b>5</b>	<b>7</b>	<b>200</b>
FG%:	.463	3PT%:	.250	FT%:	.636						

### IOWA STATE -- 53

Name	FG	3-PT	FT	RB	PF	TP	A	TO	BK	S	MN
Sullivan	3-16	2-10	0-2	1	3	8	1	1	0	3	39
Haluska	1-5	1-3	1-2	2	1	4	0	1	0	0	25
Vroman	7-12	0-0	6-11	9	5	20	2	2	3	2	30
Barnes	1-10	1-8	0-0	3	3	3	6	2	0	2	39
Homan	6-9	0-0	2-3	7	3	14	1	1	1	1	36
Varley	0-0	0-0	0-0	2	3	0	0	0	0	0	9
Neal	0-0	0-0	0-0	1	0	0	0	0	0	0	3
Jefferson	1-3	0-1	2-2	3	3	4	0	2	1	0	19
Team				2							
<b>Totals</b>	<b>19-55</b>	<b>4-22</b>	<b>11-20</b>	<b>30</b>	<b>21</b>	<b>53</b>	<b>10</b>	<b>9</b>	<b>5</b>	<b>8</b>	<b>200</b>
FG%:	.345	3PT%:	.182	FT%:	.550						

### Score by Periods:

Iowa	26	28	54
Iowa State	19	34	53

Attendance: 14,020

## GEORGIA TECH 79, IOWA 78

March 24, 2003, Carver-Hawkeye Arena, Iowa City, IA

### GEORGIA TECH -- 79

Name	FG	3-PT	FT	RB	PF	TP	A	TO	BK	S	MN
Bosh	3-6	1-2	10-13	9	4	17	1	5	1	0	34
Tarver	4-4	0-0	0-0	3	3	8	0	2	1	0	18
Elder	4-13	0-3	0-0	6	1	8	1	3	0	1	31
Jack	2-5	0-2	0-1	1	2	4	9	2	0	2	35
Lewis	3-7	3-6	3-4	4	3	12	1	0	0	1	28
Muhammad	4-8	0-0	3-5	7	2	11	2	0	0	0	21
Schenscher	1-2	0-0	0-0	2	2	2	0	0	0	0	5
Nelson	3-9	0-0	6-7	4	3	12	2	3	0	1	24
McHenry	2-2	1-1	0-0	0	2	5	0	0	0	0	4
Team				2							
<b>Totals</b>	<b>26-56</b>	<b>5-14</b>	<b>22-30</b>	<b>38</b>	<b>22</b>	<b>79</b>	<b>16</b>	<b>15</b>	<b>2</b>	<b>5</b>	<b>200</b>
FG%:	.464	3PT%:	.357	FT%:	.733						

### IOWA -- 78

Name	FG	3-PT	FT	RB	PF	TP	A	TO	BK	S	MN
Worley	0-4	0-1	2-2	5	5	2	1	4	2	3	24
Brunner	2-3	0-1	0-0	5	5	4	2	1	1	0	21
Reiner	3-6	0-0	3-5	4	3	9	0	0	0	0	26
Leslie	6-13	2-4	13-15	0	2	27	3	3	0	2	38
Horner	2-7	2-5	0-0	6	3	6	8	3	0	2	38
Kimm	0-0	0-0	0-0	0	0	0	0	1	0	0	3
Boyd	5-10	2-6	5-5	0	1	17	1	0	0	2	24
Sonderleiter	6-8	0-0	1-4	6	4	13	3	2	1	1	26
Team				2							
<b>Totals</b>	<b>24-51</b>	<b>6-17</b>	<b>24-31</b>	<b>28</b>	<b>23</b>	<b>78</b>	<b>18</b>	<b>14</b>	<b>4</b>	<b>10</b>	<b>200</b>
FG%:	.471	3PT%:	.353	FT%:	.774						

### Score by Periods:

Georgia Tech	44	35	79
Iowa	37	41	78

Attendance: 9,038

## SAINT LOUIS 70, IOWA 69

March 16, 2004, Family Arena, St. Charles, MO

### IOWA -- 69

Name	FG	3-PT	FT	RB	PF	TP	A	TO	BK	S	MN
Pierce	7-13	0-0	2-2	6	4	16	0	5	0	0	28
Worley	4-7	1-1	1-1	9	4	10	1	3	3	1	38
Brunner	4-6	0-0	2-4	6	2	10	3	0	0	0	30
Horner	4-10	1-4	8-9	5	1	17	6	4	0	0	40
Boyd	3-6	0-3	2-2	1	2	8	4	3	0	1	35
Rand	0-0	0-0	0-0	0	0	0	0	0	0	0	3
Spurgeon	2-2	0-0	2-2	3	3	6	1	1	0	0	14
Hansen	1-3	0-0	0-0	4	1	2	0	1	3	0	12
Team				2							
<b>Totals</b>	<b>25-47</b>	<b>2-8</b>	<b>17-20</b>	<b>39</b>	<b>17</b>	<b>69</b>	<b>15</b>	<b>18</b>	<b>6</b>	<b>2</b>	<b>200</b>
FG%:	.532	3PT%:	.250	FT%:	.850						

### SAINT LOUIS -- 70

Name	FG	3-PT	FT	RB	PF	TP	A	TO	BK	S	MN
Sloan	5-12	1-5	5-8	6	2	16	5	0	0	0	39
Vouyoukas	0-2	0-0	0-0	1	1	0	0	0	0	0	10
Fisher	5-11	0-3	0-0	2	2	10	5	3	2	2	38
Bryant	4-12	1-4	1-1	4	1	10	3	2	0	1	30
Hunt	0-1	0-0	0-0	1	1	0	1	0	0	1	25
Clarke	3-5	1-3	1-2	2	2	8	0	1	0	0	12
Drejaj	7-8	4-4	5-6	1	3	23	2	0	0	1	24
Varner	1-6	0-2	1-1	1	1	3	1	0	0	1	11
Ohanon	0-2	0-0	0-0	1	2	0	1	0	0	1	11
Team				3							
<b>Totals</b>	<b>25-59</b>	<b>7-21</b>	<b>13-18</b>	<b>22</b>	<b>15</b>	<b>70</b>	<b>18</b>	<b>6</b>	<b>2</b>	<b>7</b>	<b>200</b>
FG%:	.424	3PT%:	.333	FT%:	.722						

### Score by Periods:

Iowa	35	34	69
Saint Louis	26	44	70

Attendance: 5,674



# IOWA HAWKEYE BASKETBALL

Iowa in the NIT

## IOWA 84, DAYTON 75

March 13, 2012, Carver-Hawkeye Arena, Iowa City, IA

### DAYTON - - 75

Name	FG	3-PT	FT	RB	PF	TP	A	TO	BK	S	MN
Oliver	3-11	0-3	1-2	4	3	7	1	1	0	1	28
Kavanaugh	2-4	0-0	2-2	2	2	6	0	1	0	0	26
Dillard	7-14	4-6	5-6	5	2	23	6	3	0	2	37
Johnson	3-8	0-3	2-2	7	2	8	1	0	0	0	24
Williams	4-7	2-4	2-2	0	2	12	1	0	0	0	32
Asmus	1-1	1-1	0-0	0	0	3	0	0	0	0	0+
Parker	3-10	2-7	1-2	2	1	9	0	2	0	0	25
Vonderhaar	0-0	0-0	0-0	0	0	0	1	0	0	0	0+
Fabrizius	0-6	0-6	1-2	3	1	1	0	0	0	0	12
Gavrilovic	3-5	0-0	0-0	7	1	6	0	1	0	0	14
Hill	0-0	0-0	0-0	0	1	0	0	0	0	0	2
Team				5				1			
Totals	26-66	9-30	14-18	35	15	75	10	9	0	3	200
FG%:	.394	3PT%:	.300			FT%:	.7778				

### IOWA - - 84

Name	FG	3-PT	FT	RB	PF	TP	A	TO	BK	S	MN
McCabe	9-9	1-1	1-2	8	4	20	2	4	0	0	32
White	10-15	1-3	4-4	11	2	25	2	0	0	0	31
Marble	4-8	1-3	0-0	2	2	9	3	2	1	2	29
Gatens	2-9	2-6	1-2	2	3	7	4	1	1	0	37
Cartwright	1-4	0-1	3-4	4	0	5	11	2	1	0	35
Basabe	6-9	0-0	3-3	5	1	15	0	0	2	1	14
Brommer	0-0	0-0	0-0	0	0	0	0	0	0	0	3
May	0-0	0-0	0-0	0	0	0	0	0	0	0	3
Team				0				1			
Totals	33-58	6-16	12-15	34	12	84	23	11	5	3	200
FG%:	.569	3PT%:	.375			FT%:	.800				

### Score by Periods:

Dayton	41	34	75
Iowa	44	40	84

Attendance: 13,190

## OREGON 108, IOWA 97

March 18, 2012, Matthew Knight Arena, Eugene, OR

### IOWA - - 97

Name	FG	3-PT	FT	RB	PF	TP	A	TO	BK	S	MN
Marble	10-15	7-8	4-4	5	3	31	5	0	0	0	37
McCabe	3-6	1-1	1-2	2	5	8	0	4	0	0	13
White	7-17	1-5	7-8	8	2	22	1	0	0	1	35
Gatens	3-10	1-7	0-0	1	2	7	3	1	0	0	35
Cartwright	6-11	0-0	0-0	2	3	12	10	2	0	4	33
Olaseni	0-1	0-0	0-0	0	0	0	0	0	0	0	3
Basabe	8-13	0-0	1-1	8	5	17	0	0	0	0	18
Oglesby	0-1	0-0	0-0	1	1	0	0	1	0	0	17
Brommer	0-1	0-0	0-0	1	1	0	0	1	0	0	3
May	0-4	0-1	0-0	3	2	0	0	0	0	1	5
Stokes	0-0	0-0	0-0	0	0	0	0	0	0	0	1
Team				6							
Totals	37-79	10-22	13-15	36	23	97	19	8	0	6	200
FG%:	.468	3PT%:	.455			FT%:	.867				

### OREGON - - 97

Name	FG	3-PT	FT	RB	PF	TP	A	TO	BK	S	MN
Jacob	2-2	0-0	0-0	4	0	4	1	0	0	0	9
Singler	9-10	3-4	4-4	6	3	25	4	1	0	0	35
Woods	3-4	0-0	0-0	0	1	6	0	0	3	0	14
Sim	4-10	3-6	4-4	4	2	15	2	1	0	1	30
Joseph	5-10	3-7	2-2	2	2	15	8	2	0	0	39
Ashaolu	7-10	0-0	8-11	6	2	22	4	1	2	0	25
Loyd	1-4	0-2	0-0	1	2	2	5	2	0	1	13
Nared	0-1	0-1	0-0	2	0	0	0	0	2	0	6
Emory	4-8	1-3	10-11	7	4	19	2	3	0	1	29
Team											
Totals	35-59	10-23	28-32	32	16	108	26	10	7	3	200
FG%:	.593	3PT%:	.435			FT%:	.875				

### Score by Periods:

Iowa	51	46	97
Oregon	47	61	108

Attendance: 8,647

## IOWA 68, INDIANA STATE 52

March 20, 2013, Carver-Hawkeye Arena, Iowa City, IA

### INDIANA STATE - - 52

Name	FG	3-PT	FT	RB	PF	TP	A	TO	BK	S	MN
Arop	1-3	0-1	0-0	2	2	2	1	2	0	0	22
Mahurin	2-8	2-7	0-0	1	3	6	1	1	0	0	21
Gant	6-14	0-1	4-4	23	1	16	0	0	0	2	29
Cummings	2-6	0-3	0-0	4	5	4	5	1	0	1	27
Odum	2-6	1-2	0-0	7	2	5	3	6	0	2	30
Kitchell	0-1	0-0	0-0	1	0	0	0	1	0	0	7
Eitel	1-2	1-2	0-0	1	1	3	1	0	0	0	18
Brown	2-3	0-0	2-3	2	1	6	0	2	0	2	17
Smith, R.	0-0	0-0	0-0	0	0	0	0	0	0	0	0+
Burnett	1-4	0-1	4-4	3	1	6	1	1	0	0	15
Smith, K.	2-3	0-0	0-0	1	1	4	0	2	0	0	14
Team				2							
Totals	19-50	4-17	10-11	27	17	52	12	16	0	7	200
FG%:	.380	3PT%:	.235			FT%:	.909				

### IOWA - - 68

Name	FG	3-PT	FT	RB	PF	TP	A	TO	BK	S	MN
Basabe	4-9	0-0	1-2	8	0	9	0	0	1	0	20
White	3-8	0-2	5-7	13	0	11	1	4	0	1	33
Woodbury	2-3	0-0	0-0	3	2	4	0	3	1	0	13
Marble	7-15	2-5	8-10	5	0	24	6	1	0	4	34
Gesell	1-5	0-3	0-0	0	0	2	1	1	0	1	14
Olaseni	1-2	0-0	0-2	3	3	2	0	1	2	0	13
Oglesby	1-3	1-2	0-0	1	0	3	1	0	0	0	24
Clemmons	0-0	0-0	0-0	1	3	0	0	3	0	0	6
Rickert	0-0	0-0	0-0	0	0	0	0	0	0	0	0+
Denning	0-0	0-0	0-0	0	0	0	0	0	0	0	0+
McCabe	2-8	2-5	2-2	3	3	8	1	0	0	0	13
Ingram	0-0	0-0	0-0	0	0	0	0	0	0	0	0+
May	1-4	1-2	2-3	2	2	5	1	0	0	2	30
Stokes	0-0	0-0	0-0	0	0	0	0	0	0	0	0+
Team				3							
Totals	22-57	6-19	18-26	42	13	68	11	13	4	9	200
FG%:	.386	3PT%:	.316			FT%:	.692				

### Score by Periods:

Indiana State	30	22	52
Iowa	31	37	68

Attendance: 15,400

## IOWA 75, STONY BROOK 63

March 22, 2013, Carver-Hawkeye Arena, Iowa City, IA

### STONY BROOK - - 63

Name	FG	3-PT	FT	RB	PF	TP	A	TO	BK	S	MN
Warney	7-9	0-0	3-4	7	1	17	0	0	0	1	31
Brenton	2-6	0-0	1-4	5	2	5	4	2	0	0	34
King	1-2	1-2	1-2	3	1	4	1	0	0	0	12
Jackson	6-11	2-5	1-1	0	2	15	2	1	0	0	30
Coley	4-11	3-5	1-2	5	3	12	2	4	0	0	32
Bracey	0-0	0-0	0-0	1	1	0	0	1	0	0	3
Puriefoy	1-4	0-1	2-4	2	2	4	0	1	0	0	11
Rouse	1-3	0-2	0-0	0	3	2	0	2	0	0	14
Hayes	0-1	0-1	0-0	0	1	0	0	0	0	0	2
McAllister	2-4	0-0	0-0	3	3	4	0	0	1	0	22
Mayo	0-0	0-0	0-0	1	1	0	0	0	0	0	9
Team				3							
Totals	24-51	6-16	9-17	30	20	63	9	11	1	1	200
FG%:	.471	3PT%:	.375			FT%:	.529				

### IOWA - - 75

Name	FG	3-PT	FT	RB	PF	TP	A	TO	BK	S	MN
Basabe	4-5	0-0	0-0	6	1	8	2	1	1	0	19
May	1-5	1-1	1-2	4	4	4	4	0	0	0	30
White	4-10	1-4	4-4	7	2	13	2	2	2	0	33
Woodbury	0-1	0-0	0-0	5	4	0	2	1	2	1	17
Marble	9-18	2-6	8-11	2	0	28	5	1	0	2	35
Gesell	2-6	1-3	0-0	0	1	5	3	0	0	1	19
Olaseni	2-3	0-0	1-2	6	1	5	1	0	0	0	20
Oglesby	1-2	1-2	0-0	0	1	3	0	0	0	0	12
Clemmons	0-0	0-0	1-2	0	1	1	0	0	0	0	5
McCabe	3-5	2-3	0-0	3	3	8	1	3	0	1	10
Team				1							
Totals	26-55	8-19	15-21	34	18	75	20	8	5	5	200
FG%:	.386	3PT%:	.316			FT%:	.692				

### Score by Periods:

Stony Brook	34	29	63
Iowa	37	38	75

Attendance: 15,400

# 2012-13 HAWKEYE HEADSHOTS



**#0**  
**GABRIEL OLASENI**  
C, 6-10, 229, So.



**#1**  
**MELSAHN BASABE**  
F, 6-7, 221, Jr.



**#2**  
**JOSH OGLESBY**  
G, 6-5, 202, So.



**#4**  
**ROY DEVYN MARBLE**  
G/F, 6-6, 194, Jr.



**#5**  
**ANTHONY CLEMMONS**  
G, 6-1, 192, Fr.



**#10**  
**MIKE GESELL**  
G, 6-1, 185, Fr.



**#11**  
**CHRIS RICKERT**  
G, 6-3, 180, Sr.



**#13**  
**KYLE DENNING**  
G, 6-2, 165, So.




**#15**  
**ZACH McCABE**  
F, 6-7, 235, Jr.



**#20**  
**JARROD UTHOFF**  
F, 6-8, 200, Fr-RS.



**#24**  
**PATRICK INGRAM**  
G, 6-2, 211, Fr.



**#25**  
**ERIC MAY**  
G/F, 6-5, 219, Sr.



**#30**  
**AARON WHITE**  
F, 6-8, 218, So.



**#34**  
**ADAM WOODBURY**  
C, 7-1, 235, Fr.



**#35**  
**DARIUS STOKES**  
F, 6-7, 203, So.



**#35**  
**KYLE MEYER**  
F, 6-10, 222, Fr.



**FRAN MCCAFFERY**  
Head Coach



**KIRK SPERAW**  
Assistant Coach



**SHERMAN DILLARD**  
Assistant Coach



**ANDREW FRANCIS**  
Assistant Coach

**IOWA HAWKEYE BASKETBALL**  
**Iowa Combined Team Statistics (as of Mar 24, 2013)**  
**NIT Games**

<b>RECORD:</b>	<b>OVERALL</b>	<b>HOME</b>	<b>AWAY</b>	<b>NEUTRAL</b>
ALL GAMES	2-0	2-0	0-0	0-0
CONFERENCE	0-0	0-0	0-0	0-0
NON-CONFERENCE	2-0	2-0	0-0	0-0

##	Player	gp-gs	min	avg	Total		3-Point		F-Throw		Rebounds				pf	dq	a	to	blk	stl	pts	avg
					fg-fga	fg%	3fg-fga	3fg%	ft-fa	ft%	off	def	tot	avg								
04	Marble, Roy Devyn	2-2	69	34.5	16-33	.485	4-11	.364	16-21	.762	3	4	7	3.5	0	0	11	2	0	6	52	26.0
30	White, Aaron	2-2	66	33.0	7-18	.389	1-6	.167	9-11	.818	7	13	20	10.0	2	0	3	6	2	1	24	12.0
01	Basabe, Melsahn	2-2	39	19.5	8-14	.571	0-0	.000	1-2	.500	5	9	14	7.0	1	0	2	1	2	0	17	8.5
15	McCabe, Zach	2-0	23	11.5	5-13	.385	4-8	.500	2-2	1.000	2	4	6	3.0	6	0	2	3	0	1	16	8.0
25	May, Eric	2-1	60	30.0	2-9	.222	2-3	.667	3-5	.600	0	6	6	3.0	6	0	5	0	0	2	9	4.5
00	Olaseni, Gabriel	2-0	33	16.5	3-5	.600	0-0	.000	1-4	.250	4	5	9	4.5	4	0	1	1	2	0	7	3.5
10	Gesell, Mike	2-1	33	16.5	3-11	.273	1-6	.167	0-0	.000	0	0	0	0.0	1	0	4	1	0	2	7	3.5
02	Oglesby, Josh	2-0	36	18.0	2-5	.400	2-4	.500	0-0	.000	0	1	1	0.5	1	0	1	0	0	0	6	3.0
34	Woodbury, Adam	2-2	30	15.0	2-4	.500	0-0	.000	0-0	.000	4	4	8	4.0	6	0	2	4	3	1	4	2.0
05	Clemmons, Anthony	2-0	11	5.5	0-0	.000	0-0	.000	1-2	.500	0	1	1	0.5	4	0	0	3	0	0	1	0.5
35	Stokes, Darius	1-0	0	0.0	0-0	.000	0-0	.000	0-0	.000	0	0	0	0.0	0	0	0	0	0	0	0	0.0
24	Ingram, Pat	1-0	0	0.0	0-0	.000	0-0	.000	0-0	.000	0	0	0	0.0	0	0	0	0	0	1	0	0.0
11	Rickert, Christopher	1-0	0	0.0	0-0	.000	0-0	.000	0-0	.000	0	0	0	0.0	0	0	0	0	0	0	0	0.0
13	Denning, Kyle	1-0	0	0.0	0-0	.000	0-0	.000	0-0	.000	0	0	0	0.0	0	0	0	0	0	0	0	0.0
Team											2	2	4									
Total.....		2	400		48-112	.429	14-38	.368	33-47	.702	27	49	76	38.0	31	0	31	21	9	14	143	71.5
Opponents.....		2	400		43-101	.426	10-33	.303	19-28	.679	13	44	57	28.5	37	1	21	27	1	8	115	57.5

<b>TEAM STATISTICS</b>	<b>IOWA</b>	<b>OPP</b>	<b>Date</b>	<b>Opponent</b>	<b>Score</b>	<b>Att.</b>
SCORING	143	115	03/20/13	INDIANA STATE	w 68-52	15400
Points per game	71.5	57.5	03/22/13	STONY BROOK	w 75-63	15400
Scoring margin	+14.0	-	^ = Cancun Challenge - Cancun, Mexico			
FIELD GOALS-ATT	48-112	43-101	# = Hy-Vee Big Four Classic - Des Moines, Iowa			
Field goal pct	.429	.426	* = Conference game			
3 POINT FG-ATT	14-38	10-33	% = Big Ten Tournament - Chicago, Illinois			
3-point FG pct	.368	.303				
3-pt FG made per game	7.0	5.0				
FREE THROWS-ATT	33-47	19-28				
Free throw pct	.702	.679				
F-Throws made per game	16.5	9.5				
REBOUNDS	76	57				
Rebounds per game	38.0	28.5				
Rebounding margin	+9.5	-				
ASSISTS	31	21				
Assists per game	15.5	10.5				
TURNOVERS	21	27				
Turnovers per game	10.5	13.5				
Turnover margin	+3.0	-				
Assist/turnover ratio	1.5	0.8				
STEALS	14	8				
Steals per game	7.0	4.0				
BLOCKS	9	1				
Blocks per game	4.5	0.5				
ATTENDANCE	30800	0				
Home games-Avg/Game	2-15400	0-0				
Neutral site-Avg/Game	-	0-0				

<b>Score by Periods</b>	<b>1st</b>	<b>2nd</b>	<b>Totals</b>
Iowa	68	75	143
Opponents	64	51	115

**IOWA HAWKEYE BASKETBALL**  
**Iowa Combined Team Statistics (as of Mar 09, 2013)**  
**Conference games**

<b>RECORD:</b>	<b>OVERALL</b>	<b>HOME</b>	<b>AWAY</b>	<b>NEUTRAL</b>
ALL GAMES	9-9	7-2	2-7	0-0
CONFERENCE	9-9	7-2	2-7	0-0
NON-CONFERENCE	0-0	0-0	0-0	0-0

##	Player	gp-gs	min	avg	Total		3-Point		F-Throw		Rebounds				pf	dq	a	to	blk	stl	pts	avg
					fg-fga	fg%	3fg-fga	3fg%	ft-fa	ft%	off	def	tot	avg								
30	White, Aaron	18-18	545	30.3	69-148	.466	9-28	.321	98-137	.715	41	66	107	5.9	26	0	28	33	13	21	245	13.6
04	Marble, Roy Devyn	17-17	503	29.6	65-180	.361	18-62	.290	72-84	.857	14	50	64	3.8	26	0	46	35	3	14	220	12.9
10	Gesell, Mike	14-14	416	29.7	48-128	.375	13-42	.310	11-17	.647	8	31	39	2.8	34	0	35	24	7	15	120	8.6
01	Basabe, Melsahn	18-11	360	20.0	51-94	.543	0-0	.000	27-41	.659	27	63	90	5.0	36	1	7	14	17	10	129	7.2
15	McCabe, Zach	18-0	301	16.7	32-80	.400	11-39	.282	26-34	.765	15	44	59	3.3	47	0	23	18	2	19	101	5.6
25	May, Eric	18-3	402	22.3	37-76	.487	7-19	.368	14-17	.824	23	52	75	4.2	28	0	31	14	6	16	95	5.3
05	Clemmons, Anthony	18-7	317	17.6	27-83	.325	7-25	.280	25-28	.893	6	23	29	1.6	36	0	48	32	6	12	86	4.8
02	Oglesby, Josh	18-2	310	17.2	25-104	.240	19-81	.235	10-12	.833	1	29	30	1.7	8	0	23	9	1	6	79	4.4
34	Woodbury, Adam	18-18	275	15.3	31-75	.413	0-0	.000	6-15	.400	31	50	81	4.5	52	1	9	22	11	7	68	3.8
00	Olaseni, Gabriel	18-0	195	10.8	17-32	.531	0-0	.000	8-16	.500	16	21	37	2.1	22	0	4	8	15	2	42	2.3
24	Ingram, Pat	9-0	37	4.1	2-5	.400	0-0	.000	2-4	.500	1	4	5	0.6	6	0	1	2	0	0	6	0.7
35	Stokes, Darius	4-0	6	1.5	1-1	1.000	0-0	.000	0-0	.000	1	2	3	0.8	0	0	0	0	1	0	2	0.5
13	Denning, Kyle	4-0	4	1.0	0-0	.000	0-0	.000	0-0	.000	0	0	0	0.0	0	0	0	0	0	1	0	0.0
11	Rickert, Christopher	4-0	4	1.0	0-2	.000	0-0	.000	0-0	.000	0	0	0	0.0	0	0	0	0	0	0	0	0.0
Team											39	25	64		1		4					
Total.....		18	3675		405-1008	.402	84-296	.284	299-405	.738	223	460	683	37.9	322	2	255	215	82	123	1193	66.3
Opponents.....		18	3675		415-1033	.402	101-335	.301	231-342	.675	212	433	645	35.8	339	6	227	212	76	114	1162	64.6

<b>TEAM STATISTICS</b>	<b>IOWA</b>	<b>OPP</b>	<b>Date</b>	<b>Opponent</b>	<b>Score</b>	<b>Att.</b>
SCORING	1193	1162	* 12/31/12	INDIANA	L 65-69	15400
Points per game	66.3	64.6	* 01/06/13	at Michigan	L 67-95	12693
Scoring margin	+1.7	-	* 01/10/13	MICHIGAN STATE	L 59-62	12872
FIELD GOALS-ATT	405-1008	415-1033	* 01/13/13	at Northwestern	W 70-50	6805
Field goal pct	.402	.402	* 01/19/13	WISCONSIN	W 70-66	15400
3 POINT FG-ATT	84-296	101-335	* 01/22/13	at Ohio State	L 63-72	16040
3-point FG pct	.284	.301	* 01/27/13	at Purdue	Lo 62-65	13671
3-pt FG made per game	4.7	5.6	* 01/31/13	PENN STATE	W 76-67	13369
FREE THROWS-ATT	299-405	231-342	* 02/03/13	at Minnesota	L 59-62	14625
Free throw pct	.738	.675	* 02/06/13	at Wisconsin	Lo2 70-74	17121
F-Throws made per game	16.6	12.8	* 02/09/13	NORTHWESTERN	W 71-57	15267
REBOUNDS	683	645	* 02/14/13	at Penn State	W 74-72	7636
Rebounds per game	37.9	35.8	* 02/17/13	MINNESOTA	W 72-51	15400
Rebounding margin	+2.1	-	* 02/23/13	at Nebraska	L 60-64	12334
ASSISTS	255	227	* 02/27/13	PURDUE	W 58-48	11787
Assists per game	14.2	12.6	* 03/02/13	at Indiana	L 60-73	17472
TURNOVERS	215	212	* 03/05/13	ILLINOIS	W 63-55	14566
Turnovers per game	11.9	11.8	* 03/09/13	NEBRASKA	W 74-60	15400
Turnover margin	-0.2	-				
Assist/turnover ratio	1.2	1.1				
STEALS	123	114				
Steals per game	6.8	6.3				
BLOCKS	82	76				
Blocks per game	4.6	4.2				
ATTENDANCE	129461	118397				
Home games-Avg/Game	9-14385	9-13155				
Neutral site-Avg/Game	-	0-0				

^ = Cancun Challenge - Cancun, Mexico  
# = Hy-Vee Big Four Classic - Des Moines, Iowa  
\* = Conference game

<b>Score by Periods</b>	<b>1st</b>	<b>2nd</b>	<b>OT</b>	<b>OT2</b>	<b>Totals</b>
Iowa	518	655	12	8	1193
Opponents	481	654	15	12	1162

**IOWA HAWKEYE BASKETBALL**  
**Iowa Combined Team Statistics (as of Mar 25, 2013)**  
**All games**

Overall record: 23-12 Conf: 9-9 Home: 18-2 Away: 2-8 Neutral: 3-2

#	Player	gp-gs	min	Total		3-Point		F-Throw		Rebounds				pf	dq	a	to	blk	stl	pts	avg	
				fg-fga	fg%	3fg-fga	3fg%	ft-fa	ft%	off	def	tot	avg									
04	Marble, Roy Devyn	34-34	1034	30.4	157-386	.407	46-136	.338	143-178	.803	29	105	134	3.9	46	0	100	71	8	36	503	14.8
30	White, Aaron	35-35	1014	29.0	134-277	.484	15-61	.246	177-240	.738	81	134	215	6.1	51	0	49	56	25	37	460	13.1
10	Gesell, Mike	31-30	818	26.4	97-247	.393	31-98	.316	46-59	.780	13	71	84	2.7	59	0	87	57	10	38	271	8.7
01	Basabe, Melsahn	35-15	658	18.8	97-191	.508	0-1	.000	60-91	.659	61	120	181	5.2	56	1	16	36	44	15	254	7.3
15	McCabe, Zach	35-7	549	15.7	66-176	.375	28-88	.318	41-54	.759	40	89	129	3.7	90	1	40	35	5	29	201	5.7
25	May, Eric	35-4	733	20.9	61-133	.459	11-30	.367	36-49	.735	41	91	132	3.8	58	0	62	23	8	31	169	4.8
34	Woodbury, Adam	35-35	556	15.9	73-147	.497	0-0	.000	21-43	.488	61	103	164	4.7	87	1	20	45	27	15	167	4.8
02	Oglesby, Josh	34-2	570	16.8	50-183	.273	40-149	.268	19-24	.792	4	45	49	1.4	18	0	36	18	3	10	159	4.7
05	Clemmons, Anthony	35-13	585	16.7	51-139	.367	14-43	.326	33-46	.717	14	41	55	1.6	66	1	100	59	7	21	149	4.3
00	Olaseni, Gabriel	34-0	365	10.7	35-65	.538	0-0	.000	25-36	.694	39	54	93	2.7	47	0	8	17	36	7	95	2.8
24	Ingram, Pat	18-0	115	6.4	6-14	.429	0-2	.000	5-12	.417	2	10	12	0.7	10	0	9	9	0	3	17	0.9
35	Stokes, Darius	11-0	37	3.4	3-9	.333	0-3	.000	2-5	.400	4	11	15	1.4	3	0	1	6	2	0	8	0.7
11	Rickert, Christopher	11-0	19	1.7	3-6	.500	0-0	.000	0-2	.000	1	5	6	0.5	1	0	1	0	0	0	6	0.5
13	Denning, Kyle	11-0	22	2.0	2-4	.500	2-4	.500	0-0	.000	1	0	1	0.1	1	0	2	2	0	1	6	0.5
Team											65	40	105		1		8					
Total.....		35	7075		835-1977	.422	187-615	.304	608-839	.725	456	919	1375	39.3	594	4	531	442	175	243	2465	70.4
Opponents.....		35	7075		782-2013	.388	195-671	.291	431-614	.702	402	802	1204	34.4	692	13	398	456	134	244	2190	62.6

TEAM STATISTICS	IOWA	OPP	Date	Opponent	Score	Att.
SCORING	2465	2190	11/09/12	UTPA	w 86-55	14859
Points per game	70.4	62.6	11/12/12	CENTRAL MICHIGAN	w 73-61	10578
Scoring margin	+7.9	-	11/15/12	HOWARD	w 66-36	10704
FIELD GOALS-ATT	835-1977	782-2013	11/17/12	GARDNER-WEBB	w 65-56	11852
Field goal pct	.422	.388	^ 11/20/12	vs Western Kentucky	w 63-55	902
3 POINT FG-ATT	187-615	195-671	^ 11/21/12	vs Wichita State	L 63-75	902
3-point FG pct	.304	.291	11/27/12	at Virginia Tech	L 79-95	5647
3-pt FG made per game	5.3	5.6	12/01/12	A&M-CORPUS CHRISTI	w 88-59	12628
FREE THROWS-ATT	608-839	431-614	12/04/12	SOUTH DAKOTA	w 87-63	11269
Free throw pct	.725	.702	12/07/12	IOWA STATE	w 80-71	15127
F-Throws made per game	17.4	12.3	# 12/15/12	vs UNI	w 80-73	13180
REBOUNDS	1375	1204	12/19/12	SOUTH CAROLINA STATE	w 90-46	12158
Rebounds per game	39.3	34.4	12/22/12	COPPIN STATE	w 80-50	13060
Rebounding margin	+4.9	-	* 12/31/12	INDIANA	L 65-69	15400
ASSISTS	531	398	* 01/06/13	at Michigan	L 67-95	12693
Assists per game	15.2	11.4	* 01/10/13	MICHIGAN STATE	L 59-62	12872
TURNOVERS	442	456	* 01/13/13	at Northwestern	w 70-50	6805
Turnovers per game	12.6	13.0	* 01/19/13	WISCONSIN	w 70-66	15400
Turnover margin	+0.4	-	* 01/22/13	at Ohio State	L 63-72	16040
Assist/turnover ratio	1.2	0.9	* 01/27/13	at Purdue	Lot 62-65	13671
STEALS	243	244	* 01/31/13	PENN STATE	w 76-67	13369
Steals per game	6.9	7.0	* 02/03/13	at Minnesota	L 59-62	14625
BLOCKS	175	134	* 02/06/13	at Wisconsin	Lo2 70-74	17121
Blocks per game	5.0	3.8	* 02/09/13	NORTHWESTERN	w 71-57	15267
ATTENDANCE	272496	179924	* 02/14/13	at Penn State	w 74-72	7636
Home games-Avg/Game	20-13625	10-12404	* 02/17/13	MINNESOTA	w 72-51	15400
Neutral site-Avg/Game	-	5-11176	* 02/23/13	at Nebraska	L 60-64	12334
			* 02/27/13	PURDUE	w 58-48	11787
			* 03/02/13	at Indiana	L 60-73	17472
			* 03/05/13	ILLINOIS	w 63-55	14566
			* 03/09/13	NEBRASKA	w 74-60	15400
			% 03/14/13	vs Northwestern	w 73-59	19667
			% 03/15/13	vs Michigan State	L 56-59	21229
			+ 03/20/13	INDIANA STATE	w 68-52	15400
			+ 03/22/13	STONY BROOK	w 75-63	15400

Score by Periods	1st	2nd	OT	OT2	Totals
Iowa	1134	1311	12	8	2465
Opponents	949	1214	15	12	2190

^ = Cancun Challenge - Cancun, Mexico  
# = Hy-Vee Big Four Classic - Des Moines, Iowa  
\* = Conference game  
% = Big Ten Tournament - Chicago, Illinois  
+ = NIT