

IOWA



O N T H E R I S E



2012-2013

Fran McCaffery

Led his teams to five conference tournament championships and seven postseason appearances, including the 2012 NIT

Recorded four wins over top-20 teams in 2012

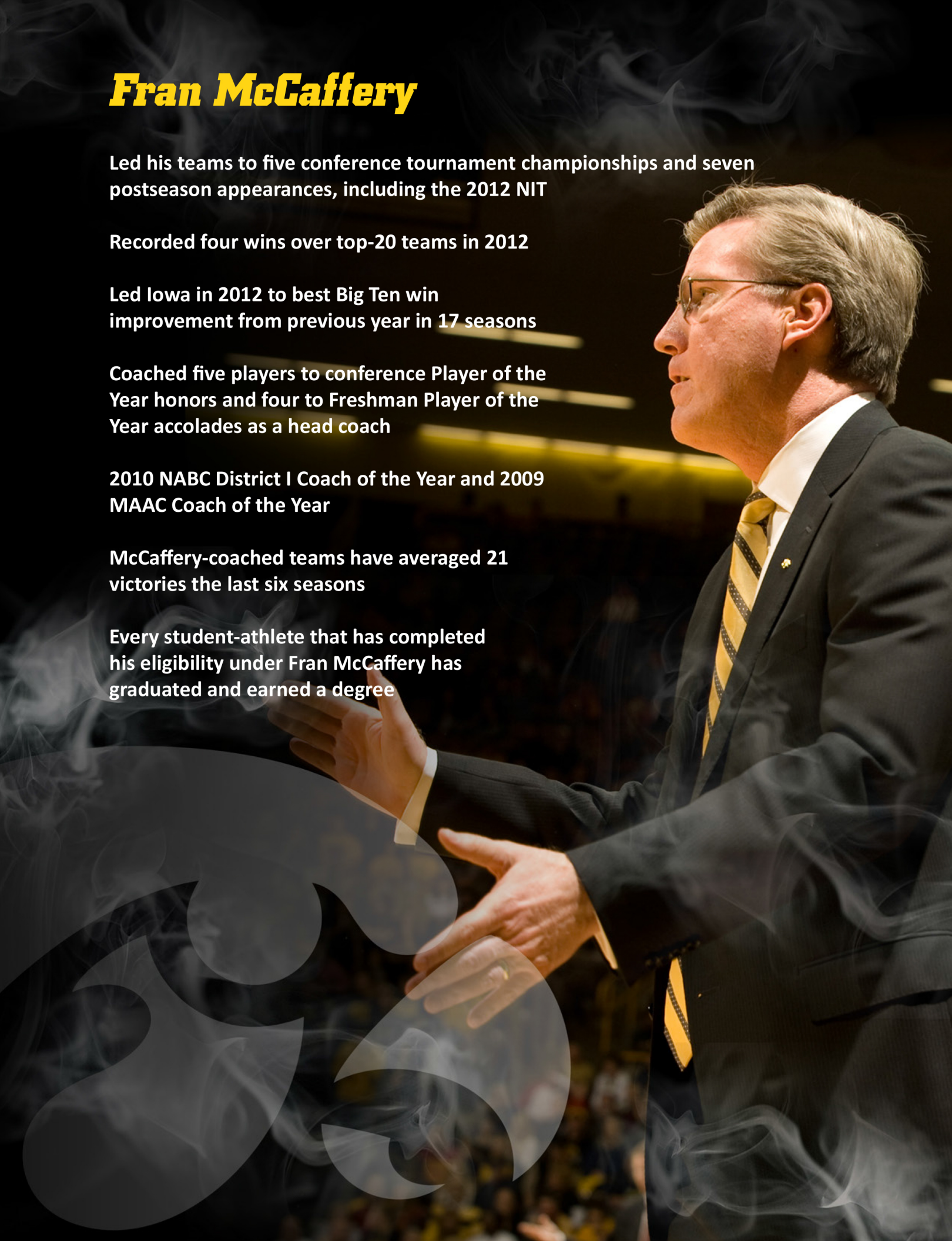
Led Iowa in 2012 to best Big Ten win improvement from previous year in 17 seasons

Coached five players to conference Player of the Year honors and four to Freshman Player of the Year accolades as a head coach

2010 NABC District I Coach of the Year and 2009 MAAC Coach of the Year

McCaffery-coached teams have averaged 21 victories the last six seasons

Every student-athlete that has completed his eligibility under Fran McCaffery has graduated and earned a degree



2012-13 Schedule

Date.....	Opponent.....	CT (TV)
Sun., Nov. 4.....	Quincy (Exb.)	1 p.m. (BTN.com)
Fri., Nov. 9.....	UT-Pan American	8 p.m. (BTN.com)
Mon., Nov. 12.....	Central Michigan.....	6:30 p.m. (BTN)
Thurs., Nov. 15.....	Howard #.....	7 p.m. (BTN.com)
Sat., Nov. 17.....	Gardner-Webb #.....	7 p.m. (BTN.com)
Tues., Nov. 20.....	vs. Western Kentucky ^.....	8:30 p.m. (CBS SN)
Wed., Nov. 21.....	vs. DePaul / Wichita State ^.....	6/8:30 p.m. (CBS SN)
Tues., Nov. 27.....	at Virginia Tech %.....	6:15 p.m. (ESPNU)
Sat., Dec. 1.....	Texas A&M-Corpus Christi.....	Noon (BTN.com)
Tues., Dec. 4.....	South Dakota.....	7 p.m. (BTN.com)
Fri., Dec. 7.....	Iowa State *.....	7 p.m. (BTN)
Sat., Dec. 15.....	vs. Northern Iowa +.....	1:30 p.m. (BTN)
Wed., Dec. 19.....	South Carolina State.....	8 p.m. (BTN)
Sat., Dec. 22.....	Coppin State.....	Noon (BTN)
Mon., Dec. 31.....	Indiana.....	3 p.m. (ESPN2)
Sun., Jan. 6.....	at Michigan.....	TBD (BTN)
Thurs., Jan. 10.....	Michigan State.....	6 p.m. (ESPN/2)
Sun., Jan. 13.....	at Northwestern.....	4:30 p.m. (ESPNU)
Sat., Jan. 19.....	Wisconsin.....	7 p.m. (BTN)
Tues., Jan. 22.....	at Ohio State.....	5:30 p.m. (BTN)
Sun., Jan. 27.....	at Purdue.....	2:30 p.m. (BTN)
Thurs., Jan. 31.....	Penn State.....	7 p.m. (BTN)
Sun., Feb. 3.....	at Minnesota.....	Noon (BTN)
Wed., Feb. 6.....	at Wisconsin.....	7:30 p.m. (BTN)
Sat., Feb. 9.....	Northwestern.....	3:30 p.m. (BTN)
Thurs., Feb. 14.....	at Penn State.....	8 p.m. (ESPNU)
Sun., Feb. 17.....	Minnesota.....	1 p.m. (BTN)
Thurs., Feb. 21.....	at Nebraska.....	8 p.m. (ESPN/2)
Wed., Feb. 27.....	Purdue.....	7:30 p.m. (BTN)
Sat., Mar. 2.....	at Indiana.....	6:30 p.m. (BTN)
Tues., Mar. 5.....	Illinois.....	6 p.m. (BTN)
Sat., Mar. 9.....	Nebraska.....	1:15 p.m. (BTN)
Thu-Sun.,		
March 14-17.....	at Big Ten Tournament.....	TBD (BTN/CBS/ESPN)
	Chicago	
March 19-20.....	at First Four.....	
	Dayton, Ohio.....	
March 21-24.....	NCAA Tournament, First/Second Rounds	
March 28-31.....	NCAA Tournament, Regional Finals	
Apr. 6-8.....	NCAA Final Four.....	Atlanta

-- Cancun Challenge Preliminary Games

^ -- Cancun Challenge, Cancun, Mexico

% -- ACC / Big Ten Challenge

* -- Iowa Corn Cy-Hawk Series

+ -- Hy-Vee Big Four Classic, Des Moines, Iowa

Note: All times listed are Central time

University of Iowa Nondiscrimination Statement

The University of Iowa prohibits discrimination in employment, educational programs, and activities on the basis of race, national origin, color, creed, religion, sex, age, disability, veteran status, sexual orientation, gender identity, or associational preference. The University also affirms its commitment to providing equal opportunities and equal access to University facilities. For additional information contact the Office of Equal Opportunity and Diversity, (319) 335-0705.

Contents

Hawkeye Basketball Style.....	2
Iowa Basketball Tradition.....	3
2012-13 Roster.....	4-5
2012-13 Season Preview.....	6-7
President Sally Mason.....	8
Director of Athletics Gary Barta.....	9
Head Coach Fran McCaffery.....	10-23
Assistant Coaches/Support Staff.....	24-31
2012-13 Iowa Hawkeye Bio Information.....	32-49
2011-12 Stats and Review Information.....	50-57
All-Time Series Results.....	58-59
Record vs. All Conferences.....	60-61
All-Time Series Scores.....	62-75
2012-13 SID Directory.....	75
Day-by-Day Results.....	76-77
Individual Records.....	78
Team Records.....	79
Career and Single Season Double-Double Leaders.....	79
Single Game - - Individual Leaders.....	80
Season - - Individual Leaders.....	81
Career - - Individual Leaders.....	82
Team Leaders - - Single Game & Season.....	83
Season-by-Season Leaders.....	84-85
Basketball Attendance/Largest Crowds.....	86
Miscellaneous Records.....	87-94
Iowa's Tournament Records.....	95
Carver-Hawkeye Arena Records.....	96
1,000-Point Club.....	97-102
NCAA Box Scores.....	103-115
NIT Box Scores.....	116-119
Iowa Basketball Yearly Record.....	120-121
Year-By-Year Scores.....	122-139
Tournament History.....	140-144
Year-By-Year Statistics.....	145-147
Composite Big Ten Schedule.....	148-150
Iowa's Basketball History Information.....	151-158
All-Time Lettermen / Jerseys.....	159-163
All-Time Coaching Numbers.....	164
Hawkeye Visions.....	165
Media Information.....	166-167
2012-13 Iowa Basketball Headshots.....	170

Iowa Athletic Communications

S300 Carver-Hawkeye Arena

One Elliott Drive

Iowa City, IA 52242

Office Telephone: 319-335-9411

FAX Number: 319-335-9417

Matthew Weitzel, Associate Director, Basketball Contact

Steve Roe, Director

matthew-weitzel@uiowa.edu

steven-roe@uiowa.edu

CREDITS

Publisher: The University of Iowa Athletic Department

Editors: Matt Weitzel, Steve Roe, Chris Brewer, Traci Wagner and Jerry Strom

Design: Matt Ellison, Art Director

Photographers: Linda Edge-Dunlap, Miranda Meyer and Mike Stenerson, University Photographic Service; Darren Miller; Jeff Becker; Bill Adams; Eric Evans

Printer: Cedar Graphics; Cedar Rapids, Iowa

To Order: Iowa Basketball Media Guides are available at Iowa Hawk Shop. For more information call the Iowa Hawk Shop (800) 429-5746.

PLAYING WITH PASSION AND A LOVE OF THE GAME: PUSHING THE BALL AND AGGRESSIVELY ATTACKING THE BASKET; FINDING THE OPEN TEAMMATE; CHANGING DEFENSE AND DISRUPTING THE RHYTHM OF THE OPPONENTS; SINKING THE OPEN 3-POINTER; AND HELPING OUT TEAMMATES

When you add those components together, they add up to Iowa basketball, a style of basketball that is all-out fun for 40 minutes, a style of play that is exciting to watch, but more importantly, a style of basketball that players love to play.

As the Iowa Hawkeyes head into the 2012-13 season, the third year under Coach Fran McCaffery and his coaching staff, Iowa basketball is in the midst of a new era that features exciting and fun basketball that players enjoy playing and fans enjoying watching.

“Hawkeye fans and our players will enjoy our style of basketball. We are going to compete and play the game the right way. We want to play an up-tempo style, push the ball, attack the basket and catch the defense off balance. We want to score in the 80s and 90s. Defensively, we will want to change defenses and disrupt rhythm. We want to give Hawkeye fans an exciting style of basketball to watch. Our players are going to have fun and enjoy what they do on the floor.”

“We have a solid foundation and a tremendous environment to work with as we look to build on our 22 NCAA Tournament appearances and two Big Ten Tournament championships. We embrace the Hawkeye tradition and look forward to the challenges ahead.”

FRAN MCCAFFERY
Head Coach
University of Iowa

Fran McCaffery took over the Iowa basketball program in 2010 after rebuilding three basketball programs (Lehigh, UNC-Greensboro and Siena) as a head coach. McCaffery became just the 31st coach (15th active) to take three different programs to the NCAA Tournament. He is the first to do so with three programs from one-bid leagues.

McCaffery has one of the most experienced coaching staffs in the nation at the University of Iowa. Kirk Speraw, Sherman Dillard and Andrew Francis have over six decades of combined coaching experience.

In five seasons as the head coach at Siena, McCaffery led his team to an average of better than 22 victories per year, including back-to-back 27-win campaigns in 2009 and 2010. He led the Saints to three straight regular season championships and NCAA Tournament appearances (2008-10).

Ten of McCaffery's 16 teams boasted third place or better finishes in their respective conference, including capturing league titles four times. McCaffery coached teams that have competed in five NCAA Tournaments and two NITs.

Consider these facts about Fran McCaffery and his coaching career:

He was named MAAC Coach of the Year in 2009 and District I Coach of the Year in 2010 by the National Association of Basketball Coaches

In 16 seasons as a college head coach, Fran McCaffery's teams have averaged 18 wins per year. While at Siena, the Saints averaged over 22 victories during his five-year tenure.

Every student-athlete that completed their eligibility under Head Coach Fran McCaffery has graduated and earned a degree.

In 16 seasons as a head coach, has led his teams to five conference tournament championships and seven postseason appearances.

Fran McCaffery's first head coaching position was at Lehigh. Hired in 1985 when he was 26 years-old, McCaffery was the nation's youngest Division I head coach.



Eric May is one of the most exciting, high-flying players in the Big Ten. May is Iowa's lone senior on this year's squad.

2012-13

THE UNIVERSITY OF IOWA

ONE OF THE NATION'S VERY BEST

Iowa City, Iowa. It is the home for one of the nation's leading public universities, the University of Iowa.

It's also the home of one of the nation's most successful college basketball programs, the Iowa Hawkeyes.

Friends and fans of the University of Iowa basketball program support Hawkeye basketball because Iowa can boast of some of the most exciting, most successful, and most recognized teams in college basketball.

HERE IS A SAMPLING OF IOWA'S MOST RECENT SUCCESS:

Iowa basketball posted seven straight winning seasons between 2000-07, including 25 victories in 2006, second most in school history. Along with winning the 2006 Big Ten Conference Tournament, Iowa placed second during the regular season, just one game from first place.

The Hawkeyes won all 17 home games in 2006, posting the first-ever perfect record in Carver-Hawkeye Arena. Iowa has posted a 85-37 record in Carver-Hawkeye Arena over the past seven seasons.

Iowa advanced to the NCAA Tournament in both 2005 and 2006, and reached the NIT in 2012.

Iowa has appeared in the NCAA Tournament 19 times over the past 34 years. The Hawkeyes have made three appearances in the NCAA Final Four and have advanced to the Sweet 16 three times since 1987.

The seven winningest seasons in Iowa basketball history, 30 wins in 1987, 25 wins in 2006, 24 wins in 1988 and 23 wins in 1989, 1993, 1996 and 2001, are an indication of the past successes of Iowa basketball. With 20 or more wins in eight of the past 17 seasons, Hawkeye fans are confident of bigger and better things to come.

Leading the Hawkeye program is Coach Fran McCaffery, who guided Iowa to the postseason a year ago with a berth in the NIT. McCaffery led three former teams to conference championships and five NCAA Tournaments. He was tabbed the 2009 MAAC Coach of the year and 2010 NABC District I Coach of the Year. In 16 seasons as a college head coach, Fran McCaffery's teams have averaged 17 wins per year. While at Siena, the Saints averaged over 22 victories during his five-year tenure.

IOWA BASKETBALL: GREAT SUCCESS AND GREAT TRADITION

During the 2001-02 season, the University of Iowa celebrated 100 Years of Basketball. Iowa's basketball history includes 74 winning seasons, including 23 years in which the Hawkeyes have won 20 or more games.

ESPN released its 2009 college basketball encyclopedia and inside it included its ESPN/Sagarin all-time rankings. The University of Iowa's success on the court garnered the program a ranking on No. 10 in the country!!!

Iowa basketball teams have advanced to the NCAA Tournament 22 times, advancing to the NCAA Final Four in 1955, 1956 and 1980. In fact, Iowa is one of just 40 Division I programs to advance to the NCAA Tournament on more than 20 occasions. In addition, Iowa has made six appearances in the NIT postseason tournament.

The start of the Iowa basketball program can be traced back to January 18, 1896. On that date, Iowa City was the site of the first college basketball game played with five players on a side. The historic event took place in Close Hall on the University of Iowa campus. In that first game, the University of Chicago defeated Iowa 15-12, with neither team using any substitutes.

From that first game in 1896, the Iowa basketball program has been recognized as one of the best in the nation. *Street & Smith's* magazine recently selected its "100 Greatest College Basketball Programs of All Time". In its special publication, the magazine recognized the Iowa program as No. 40 among over 300 Division I programs.



No.	Name	Pos.	Ht.	Wt.	Yr.	Hometown	High School/Last School
0	* Gabriel Olaseni	C	6-10	229	So.	London, England	Sunrise Christian Academy (KS)
1	** Melsahn Basabe	F	6-7	221	Jr.	Glen Cove, N.Y.	St. Mark's
2	* Josh Oglesby	G	6-5	202	So.	Cedar Rapids, Iowa	Washington
4	** Roy Devyn Marble	G/F	6-6	194	Jr.	Southfield, Mich.	Lathrup
5	Anthony Clemmons	G	6-1	192	Fr.	Lansing, Mich.	Sexton
10	Mike Gesell	G	6-1	185	Fr.	South Sioux City, Neb.	South Sioux City
11	* Christopher Rickert	F	6-3	180	Sr.	Sioux City, Iowa	Bishop Heelan
13	* Kyle Denning	G	6-2	165	So.	Cedar Falls, Iowa	Northern University HS
15	** Zach McCabe	F	6-7	235	Jr.	Sioux City, Iowa	Bishop Heelan
20	Jarrod Uthoff	F	6-8	200	Fr.-RS [^]	Cedar Rapids, Iowa	Jefferson/Wisconsin
24	Pat Ingram	G	6-2	211	Fr.	Indianapolis, Ind.	North Central
25	*** Eric May	F	6-5	219	Sr.	Dubuque, Iowa	Wahlert
30	* Aaron White	F	6-8	218	So.	Strongsville, Ohio	Strongsville
34	Adam Woodbury	C	7-1	235	Fr.	Sioux City, Iowa	East
35	** Darius Stokes	F	6-7	203	So.	Cedar Rapids, Iowa	Linn-Mar
42	Kyle Meyer	F	6-10	222	Fr.	Alpharetta, Ga.	Northview

Head Coach: Fran McCaffery

Assistant Coaches: Kirk Speraw, Andrew Francis, Sherman Dillard

Director of Basketball Operations: Jerry Strom

Video Coordinator: Al Seibert

Administrative Assistant/Assistant Video Coordinator: Robbie Lehman

PRONUNCIATION GUIDE

Kirk Speraw

SPEAR-awe

Mike Gesell

Gah-ZELLE

Melsahn Basabe

Buh-SAH-bee

Josh Oglesby

OH-gulls-bee

Abodunrin Gabriel Olaseni

Oh-lah-SEHN-ee

2011-12 Record: 18-17

Big Ten Conference Record: 8-10 (T-7th)

2011-12 Postseason: NIT second round

Starters Returning/Lost: 3/2

Lettermen Returning/Lost: 8/5

Head Coach: Fran McCaffery

Birthdate: 5/23/59

Education: B.S. -- Pennsylvania (The Wharton School), 1982
Master of Education -- Lehigh, 1985

Career Record: 280-214 (.567, 16 years)

McCaffery at Iowa: 29-37 (.439, 2 years)

Big Ten Record: 12-24 (.333, 2 years)

Best Time to Call: Mornings, contact Athletic Communications

Assistant Coaches:

Kirk Speraw, third year at Iowa (Iowa, 1980)

Sherman Dillard, third year at Iowa (James Madison, 1978)

Andrew Francis, third year at Iowa (LIU-Southampton, 1998)

Director of Basketball Operations:

Jerry Strom, 32nd year at Iowa (Concordia College, NE, 1976)

Video Coordinator:

Al Seibert (Fredonia State, 1985)

Administrative Assistant/Assistant Video Coordinator:

Robbie Lehman (Iowa, 2011)

Basketball Secretaries: Shelly Deutsch, Pam Culver

Travel Coordinator: John Streif

Trainer: Brad Floy

Basketball Office

N215 Carver-Hawkeye Arena, Iowa City, IA 52242

Telephone: 319-335-9444 or 1-800-424-6677

Basketball Office Fax: 319-335-0900

Starters Returning (3):

Zach McCabe (F, 6-7, 232, Jr., 7.8 ppg, 4.6 rpg, 0.8 spg)

Roy Devyn Marble (G/F, 6-6, 194, Jr., 11.5 ppg, 3.8 rpg, 3.6 apg)

Aaron White (F, 6-8, 225, So., 11.1 ppg, 5.7 rpg, 0.9 spg)

Lettermen Returning (7):

Melsahn Basabe (F, 6-7, 221, Jr., 8.2 ppg, 4.8 rpg, 1.0 bpg)

Kyle Denning (G, 6-2, 165, So., 1.0 ppg, 0.3 rpg, 0.0 apg)

Eric May (G/F, 6-5, 219, Sr., 4.3 ppg, 2.4 rpg, 1.0 apg)

Josh Oglesby (G, 6-5, 202, So., 6.4 ppg, 1.7 rpg, 1.2 apg)

Gabriel Olaseni (C, 6-10, 229, So., 1.4 ppg, 1.2 rpg, 0.4 bpg)

Christopher Rickert (F, 6-3, 180, 0.0 ppg, 0.0 rpg, 0.0 apg)

Darius Stokes (F, 6-7, 203, So., 0.3 ppg, 0.8 rpg, 0.2 apg)

Newcomers (6):

Anthony Clemmons (G, 6-1, 192, Fr., Lansing, Mich)

Mike Gesell (G, 6-1, 185, Fr., South Sioux City, Neb.)

Patrick Ingram (G, 6-2, 211, Fr., Indianapolis, Ind.)

Kyle Meyer (F, 6-10, 222, Fr., Alpharetta, Ga.)

Jarrold Uthoff (F, 6-8, 200, RS-Fr., Cedar Rapids, Iowa)

Adam Woodbury (C, 7-1, 235, Fr., Sioux City, Iowa)

Lettermen Lost (5):

Matt Gatens (G, 6-5, 212, 15.2 ppg, 3.6 rpg, 2.0 apg)

Bryce Cartwright (G, 6-1, 188, 6.0 ppg, 2.1 rpg, 4.8 apg)

Andrew Brommer (C, 6-9, 247, 1.4 ppg, 1.5 rpg, 0.4 spg)

Devon Archie (C, 6-9, 222, 1.3 ppg, 1.9 rpg, 0.3 bpg)

Branden Stubbs (G, 6-2, 170, 1.2 ppg, 0.3 rpg, 0.5 apg) *

* - - *non-scholarship athlete*

Lettermen by Experience

3-year Lettermen (1): Eric May

2-year Lettermen (4): Melsahn Basabe, Roy Devyn Marble, Zach McCabe, Darius Stokes,

1-year Lettermen (5): Kyle Denning, Josh Oglesby, Gabriel Olaseni, Christopher Rickert, Aaron White

Personnel Breakdown

By Class

Seniors (2): Eric May, Christopher Rickert

Juniors (3): Melsahn Basabe, Roy Devyn Marble, Zach McCabe

Sophomores (5): Kyle Denning, Josh Oglesby, Gabriel Olaseni, Darius Stokes, Aaron White

Redshirt Freshman (1): Jarrod Uthoff

Freshmen (5): Anthony Clemmons, Mike Gesell, Patrick Ingram, Kyle Meyer, Adam Woodbury

By Height

6-0: Mike Gesell

6-1: Anthony Clemmons

6-2: Kyle Denning, Patrick Ingram

6-3: Christopher Rickert

6-5: Eric May, Josh Oglesby

6-6: Roy Devyn Marble

6-7: Melsahn Basabe, Zach McCabe, Darius Stokes

6-8: Jarrod Uthoff, Aaron White

6-10: Kyle Meyer, Gabriel Olaseni

7-1: Adam Woodbury

Fran McCaffery Q-and-A regarding the 2012-13 season:**What excites you the most about this team?**

"We have terrific character on this team. The guys put the time in individually on a regular basis across the board. A lot of time you have 3-4 guys who are in the gym all the time, getting extra shots up, but with this team, it's everybody. When that happens, you have a chance to be really good. We're still young in a lot of ways, but I believe we are tough enough mentally to handle that."

Eric May is the lone senior on this year's squad. What type of leadership qualities will he bring to this youthful team?

"Eric is going to be our captain. He's been a terrific worker and he's someone I know I can rely on for leadership. I know he's someone who is going to set a great example for our younger players."

Talk about the growth and development of Zach and Devyn since their freshman season?

"Zach had a terrific sophomore season and had a great summer. He is in great shape and is shooting the ball extremely well. I think he's playing with a lot of confidence right now and that's what we need him to do."

"Devyn keeps getting better. He's grown two inches since arriving on campus. Nobody thought he could play the point; he did a fabulous job for two years at that position for us. He has great basketball IQ. I've played him at three different positions, which sounds a lot easier than it is, but you have to know where to line up on every offensive and defensive out of bounds play. He is a versatile player but he's accepted that role as being someone we move around and take advantage of his skillset."

Did you envision Aaron's skillset would blossom this quickly?

"I thought Aaron would be a really good player for us. The fact that he was one of the best freshmen in the entire country is a credit to his work ethic and preparation. He had a terrific summer and I believe he's going to have an even better sophomore campaign."

Aaron really looked up to Matt Gatens last year... how beneficial was it for Aaron and others to have a leader and person with the work ethic and skillset of Gatens?

"The thing about Matt is that he had the unique ability to compete and give maximum effort on every possession of every practice and every game. If you're somebody that wants to be a good player at this level, that's the point you need to get to. To have someone right there doing it, is something that really benefited our young guys each of the last two years."

What were some of the lessons the team learned from last year that they can take into this season?

"We grew up a lot. We lost five games early, all of them by more than 10 points. And even in some of our victories early, we weren't playing well as a team. We improved dramatically as individuals and collectively. We had to overcome injury, in particular Bryce, who had a very good year for us... early on he wasn't available for a number of games. We never really locked in defensively like I thought we were capable. That was the one thing that I thought kept us out of the NCAA Tournament. If we can make that correction this year, I believe we can take another step."

What are your goals for this team?

"To improve from where we were last year, be more consistent, better defensively and win more consistently. Hopefully that will translate into earning an NCAA Tournament berth, which is this league is very difficult. It's within our grasp."

Having the 2 hours/week to work with the team this summer... how beneficial was that?

"In particular in having five new freshmen this year, it was a great benefit to us. If you have one freshman coming in, it's big but not as important. We expect these guys to impact our program. It was also great for Gabe. I think it impacted their ability to play well and be in great shape for PTL. To be able to expose our guys to drills, new terminology, our transition game, motion offense, defensive concepts and to have them already taught before they even came back to school was wonderful. But most importantly, to have that relationship with them here where we could work and be with them was invaluable."

What impact do you see the freshman class having this year?

"They will have a huge impact because a lot of them are going to play. Our two true point guards are both freshmen in Mike [Gesell] and Anthony [Clemmons]. I can also play those two together, if needed, which I will. I think they will play extremely well together. Both of them are competitors. I think Mike has a chance to be one of the best freshman point guards in the country. Anthony is terrific and might be our best defender, along with Patrick Ingram. Those two can flat-out guard people. We've addressed a need there. Patrick gives us a power-pack wing player who can defend and play in transition. We can press with him, he's an attack player. Adam has a chance to be special, as well. He's one of the best rebounders I've ever coached. He can run, move his feet, has versatility in the post and he's a tremendous passing big man... a very unselfish player. Kyle has a complete skillset at 6-foot-10. He can pass and shoot, and has a good frame. Those guys have a chance to impact our team tremendously."

Which players will see the most time at point guard?

"Mike and Anthony. But, I look to see who will be that guy that takes over for Gatens as a crunch time scorer. And, I'm looking at Devyn to be that guy. I want to keep Devyn in the two-spot as much as I can and a little less at three."

Which players really improved their games over the summer from the previous year?

"Gabe is really going to burst onto the scene. He's much more comfortable this year. He's playing really well. He's running the floor and is in great shape. He puts the time in on his own. He has a nice skillset. He can pass and catch, score with either hand, make a face-up jumper, and he's also a tremendous shot-blocker with a 7-foot-3 wing span. The key for him is to get out on the court, have some success and settle down. Once he does that, I believe he be a major impact player for us. He's the fastest player on the team. He's really fast. To be 6-foot-10, have that length and be able to run like that is tremendous. His speed also helps when we are trapping ball screens or if we are showing ball screens, you have to have a big man who can contain that guard and if he can't, it breaks the defense down. But when he gets his feet and arms apart you can't go around him. That's good and will help our defense."

Melsahn had a roller coaster of a sophomore season... what did Melsahn learn about last year, do you expect him to return to expectations and what role will he have on this year's team?

"Melsahn is going to have a terrific season; he's in great shape. I think he can look back at the last two years as incredible experience to prepare him for his last two years of college. He learned a lot. He had great success and had some struggles. That toughens you up, makes you hungrier and it makes you appreciate what you have and have to do to get ready. He admitted he didn't put the time in that he felt he should have after the fact. He put some time in, but not the number of hours he did this summer and the summer before. That was all part of the maturation process for him... to understand what's potentially out there for him and do the necessary things to get there."

Devyn had a phenomenal game at Oregon, penetrating, dishing the basketball and shooting the ball better than he did all season. What has he improved upon this summer and what type of year do you see Devyn having this year?

"I think he's going to have a fabulous year. He's in great shape and he's playing with tremendous confidence. His jumper has improved, he's doing things off the dribble, he's athletically powerful, he's grown two inches, I think he's going to have a special season. For our team to take the kind of step we are hoping we take, he's going to be a big reason why we get there."

What's it going to be like to have height in the post this year?

"It's going to be a completely different experience for us because we didn't have it before. We will be able to have fresh legs on the floor all the time. I want our big guys running, that's going to help our running game tremendously. None of our big guys are going to be jogging down the floor."

Josh came on strong towards the end of last year and was Iowa's second-leading 3-point shooter. What impresses you about Josh's shot and what role do you see him having on this year's team?

"Josh has one of the best strokes I've ever seen. Josh has game and the hard part for him is that we want him to shoot more. He'll shoot when he's open and gives it up when he's covered and he drives it into space... he knows how to play. He can and likes making other plays for other people. Most shooters that I've coached over the years have been a little more selfish. 'Give me the ball and I'll shoot it in the hole for you.' But Josh is someone who can really shoot, but he can also play. I think the thing that also helped us and him was many didn't think he could defend at this level. He was a good defender for us last year. He took advantage of his size, got in great shape, had to guard Matt Gatens every day in practice, which is a nightmare for anybody, but that made him better and tougher. What we saw was a young guy who was mentally tough enough to be a really good player in this league. I expect him to take another major step."

Talk about the match-up problems your guys will pose for opposing defenses?

"We have some unique skillsets. You look at Aaron and Zach who can play in-and-out. Gabe and Adam are two of the best big men you are going to find in terms of running the floor. Kyle also has a unique skillset when we take him away from the basket. We can utilize our big guys in a number of different ways. Melshan can play the five and four. Aaron can play the three and four. Zach can play the three-four-five. There are different combinations you will see. I can go small with Oglesby and Marble on the wings, or I can go with Aaron and Zach with either Adam or Gabe. We have a lot of different ways we can go, which will be fun to see that unfold. In particular, it will help us defensively."

Iowa averaged and allowed 73 points last year... where do you want to see those numbers this season?

"I would like us to average close to 80 points, if possible. That's going to require a big jump. I believe we have the capability to do that because we have a lot of different offensive weapons. Defensively, that number has to go down. In addition to total points, you look at the opposition's shooting percentages... that number has to go down. That begins at the point of pressure. I think with Mike and Anthony, and Devyn playing the point some, we need to stop the ball early and pressure that ball to where teams aren't comfortably getting into their offense consistency. If we can start there and rebound, because we are much bigger now, in a way that we a limiting teams to one shot, you will see those percentages go down and then you will see the points go down."

Is defense going to be a main focal point this season?

"Has to be; last year wasn't good. It certainly wasn't consistent. It has to be good in this league because there are too many good players. So hopefully with increased size and depth we'll be substantially better."

The non-conference schedule... what was the thought process when putting that together for a team with eight underclassmen?

"What we tried to do is put together some difficult opponents and play some home games to get this team ready for Big Ten play."

The Big Ten has one of the most demanding schedules in the country... what are your initial thoughts on our conference slate after looking it over?

"The first portion of our Big Ten schedule is very difficult. I've been coaching in this league for two years and I don't remember any part of the schedule not being difficult. I don't care who you are playing, home or on the road. Everyone has talent and a great coach; everyone has guys coming back and has a strong recruiting class. We will need to be mentally tough and focus on the next game. Put together a game plan, execute it and get ready for the next game."

The Carver-Hawkeye Arena crowds towards the end of the season were tremendous. Do you think they will be even better this year?

"Our fans are really excited about this team. They want to see how we develop. It's incumbent upon us now to give them a reason to come back and be excited and hopefully blow the roof off the place like the end of last year. That atmosphere was very conducive to us winning games. That's what we hope to see again. We have to give them the reason to get on their feet and get boisterous."

Sally Mason President, The University of Iowa

Sally Mason became the 20th President of the University of Iowa on August 1, 2007. She holds a full professorship with tenure in the Department of Biology in the College of Liberal Arts and Sciences.

At Iowa, President Mason has spearheaded a sustainable university initiative, making sustainability a central priority of all aspects of the University enterprise. Currently, she is overseeing campus rebuilding in the wake of the historic 2008 flooding, especially the renewal of an arts campus for the 21st century. Under President Mason's leadership, the UI has successfully met the country's recent economic challenges through careful planning, strategic prioritization, and increased efficiency. Other major accomplishments during President Mason's tenure have been a student success initiative that has led to increased enrollment and student retention, and an expansion of partnership agreements with Iowa's community colleges that offer UI degrees to students throughout the state through on-site and distance learning programs.

The daughter of an immigrant family and the first child to attend college, President Mason received her B.A. in zoology from the University of Kentucky in 1972, her M.S. from Purdue University in 1974, and her Ph.D. in cellular, molecular, and developmental biology from the University of Arizona in 1978. She spent two postdoctoral research years at Indiana University before joining the molecular biosciences faculty at the University of Kansas in 1981, where she received awards for outstanding undergraduate advising and teaching and was awarded a prestigious Kemper Teaching Fellowship. After stints as Acting Chair of the Department of Physiology and Cell Biology and Associate Dean in the College of Liberal Arts and Sciences, in 1995 she was appointed Dean of the College of Liberal Arts and Sciences, the largest academic unit on the KU campus. President Mason served as Provost of Purdue University from 2001–2007, where she was responsible for planning, managing, and reviewing all



academic programs at Purdue's West Lafayette campus and four affiliated branch campuses throughout Indiana.

President Mason is the author of many scientific papers and has obtained a number of research grants from the National Science Foundation, the National Institutes of Health, the Wesley Research Foundation, and the Lilly Endowment. Her research interests have focused on the developmental biology, genetics, and biochemistry of pigment cells and pigments in the skin of vertebrates, and she served as President of the PanAmerican Society for Pigment Cell Research. Since 2006, President Mason has been appointed by the President of the United States to three terms on the National Medal of Science President's Committee, including a term as chair. She has also served as Chair of the Advisory Committee to the National Science Foundation (NSF) Directorate for Education and Human Resources (EHR) and Chair of the American Association for the Advancement of Science (AAAS) review panel of the NSF Science and Technology Centers Program.

President Mason has held many leadership positions in higher education and national organizations: President of the Council of Colleges of Arts and Sciences; member of the Board of Directors of the American Council on Education (ACE); member of the Executive Committee of the Committee on Institutional Cooperation (CIC); Chair of the Iowa Coordinating Council for Post-High School Education (ICCPHSE); and co-chair of the Task Force on National Energy Policy and Midwestern Competitiveness of the Chicago Council on Global Affairs.

Currently, President Mason serves as Chair-Elect of the Board of Directors Executive Committee of the Association of Public and Land-grant Universities (APLU); member of the Board of Trustees of the Universities Research Association; member of the Board of Directors of Campus Compact, the national coalition of college and university presidents committed to fulfilling the civic purposes of higher education; member of the Board of Directors of the Big Ten Conference, Inc.; member of the Washington Center Council of Presidents; and member of the Board of Trustees of the Herbert Hoover Presidential Library Association.

President Mason is married to Ken Mason, an educator and textbook author who teaches biology at the University of Iowa.

"Welcome to a new season of Iowa Hawkeye basketball! My husband Ken and I are enthusiastic fans, and we can't wait to cheer the Iowa Black and Gold on to victory in 2012-13.

We are thrilled that our basketball program is under the leadership and guidance of Fran McCaffery and his experienced staff. Coach McCaffery has more than three decades of successful collegiate coaching experience that includes a championship pedigree, and we are excited to watch him lead our superb young student-athletes. He already has built a solid foundation at Iowa and we are eager for him, and his staff, to guide the Hawkeyes back to championship contention and postseason prominence. In only two years as our head coach, he has brought enthusiasm and excitement back to the Hawkeye basketball.

In academics, in athletics, and in community service, our men's basketball team represents the very best in intercollegiate athletics. We are proud of how our student-athletes' dedication and hard work in the classroom and on the court exemplify the UI spirit. Coach McCaffery likewise has an impeccable reputation for leading his team to excel in all ways, and I am confident that he will continue that commitment with the Hawkeyes.

The enthusiasm for great ambitions and new possibilities is all around us on campus. We remain one of the top men's basketball programs nationwide in attendance, and I expect that our loyal and passionate fans will be rewarded this year with a great season of basketball excitement.

As Iowa men's basketball strives for new levels of success, I will be there to support our fine student-athletes and coaches. I am proud to be a Hawkeye, and I hope you will join me for what promises to be another exciting season at Carver-Hawkeye Arena."

SALLY MASON
PRESIDENT
THE UNIVERSITY OF IOWA

Gary Barta
Director of Athletics
University of Iowa



Now in his seventh year as director of athletics at the University of Iowa and his 26th year in athletic administration, Gary Barta manages an athletics program that continues to gain momentum in two key areas -- on the playing field and in the classroom -- while enhancing the infrastructure that will serve as the foundation for future successes.

Academically, the UI's federal graduation rate of 74 percent (for student-athletes who enrolled in 2004-05) ties the best ever posted by UI athletics. That mark was a 13-point increase over the previous year and was nine points above the national average; UI student-athletes will establish another record when the latest figures are released in October. Last fall, the NCAA confirmed that all 24 of Iowa's teams exceeded the Academic Progress Rate (APR) benchmark for the fourth straight year.

In figures released last fall, Iowa's score of 86 percent in the NCAA's "Graduation Success Rate" or GSR, also matched a school record. Five different women's teams at the UI posted perfect 100 GSR scores. Iowa's GSR in football (83), men's (73) and women's (100) basketball all ranked above the national average for their respective sports.

Athletically, Hawkeye teams enjoyed another outstanding year in 2011-12. A significant number of Iowa's 24 programs reached postseason play. The Iowa football team reached bowl eligibility for the 11th straight season and competing in a bowl game for the fourth straight year and 10th time in the last 11 seasons. The women's basketball program participated in the NCAA Tournament for a fifth straight season and men's basketball returned to postseason action under second-year coach Fran McCaffery, recording an 84-75 win over Dayton in front of 13,190 re-energized fans in Carver-Hawkeye Arena.

The Hawkeye wrestling program, led by national champion Matt McDonough, made another run at a national title before placing third. The men's golf team placed 22nd nationally in its third appearance in the NCAA Championships in the last four seasons. Additionally, the UI men's track and field placed 23rd in the nation and the UI's men's swimming and diving program placed 26th at its national championship.

Iowa's field hockey team advanced to the NCAA Tournament and the Hawkeye softball team placed second in the Big Ten. Between the men's and women's track and field teams, 34 student-athletes competed at the NCAA Championships and 14 members of the UI men's and women's swimming and diving teams qualified for the Olympic Trials.

And, while the UI athletics department continues to earn high marks in integrity, academic excellence, and athletic performances. Barta also continues to oversee critical improvements and additions to the facilities used by the UI's talented student-athletes while maintaining a balanced and ever-growing operations budget that continues to be self-sustaining.

In addition to the competitive success the Hawkeyes recorded in 2011-12, the UI once again experienced tremendous success at the turnstiles. Iowa has sold every seat in historic Kinnick Stadium in each of the past two seasons, ranking 21st in national attendance both years. The UI will enter the 2012 home football season with all seven home games sold out once again and boasts waiting lists for not only season tickets, but also the premium seating options available inside the Paul W. Brechler Press Box. Attendance at home games of the UI's men's basketball team has climbed more than 30 percent the last two seasons. Iowa's attendance of 13,190 for a first round NIT game in Carver-Hawkeye Arena ranked as the highest attended game of the 2012 tournament.

The UI wrestling team set another national attendance record by averaging 9,014 fans per home meet in 2011-12, leading the nation in attendance for the sixth straight year. The economic impact of the 2012 U.S. Olympic Wrestling Team Trials, hosted by the UI in Carver-Hawkeye Arena, exceeded \$5 million, according to survey results released by the Iowa City/Coralville Area Convention and Visitors Bureau. Attendance at home games of the UI's women's basketball games also remained strong as the program once again ranked among national leaders in 2011-12. The UI also registered increases in attendance at home volleyball, soccer, field hockey, women's gymnastics, men's gymnastics, softball and baseball events.

Since 2006, the Hawkeyes have invested more than \$150 million in new and renovated athletic facilities. Upgrades include the restoration of historic Kinnick Stadium and Carver-Hawkeye Arena, as well as a new state-of-the-art aquatic center, a boat-house facility for the UI rowing program and an indoor and outdoor tennis complex. Another \$60 million worth of improvements are underway in the form of the two phase football training center project and an indoor golf performance facility.

In late summer 2011, the UI completed a \$47 million revitalization of Carver-Hawkeye Arena. That project included the construction of a practice facility for men's and women's basketball and volleyball, a 10,000-square-foot strength training and cardiovascular center, and an expansion to the Dan Gable Wrestling Complex, in addition

to new locker room and support facilities for men's and women's basketball, wrestling and volleyball programs, and office space for the majority of Iowa administrative and coaching staffs.

The Carver project included the installation of a statue of Gable at the facility's main entrance. That project was completed in time for the thousands of fans of the sport of wrestling to enjoy while attending the 2012 USA Wrestling Olympic Team Trials.

Phase I of a two-phase project for the UI football program was completed in August, 2012. Phase I includes the new indoor practice facility for Coach Kirk Ferentz' program that has competed on 10 bowl games over the past 11 seasons. Phase II includes construction of the new Iowa Football Operations Center, which will include new team locker rooms, team meeting rooms, athletic medical training space, video operations, and coaches offices and meeting rooms. Funded entirely through private support and revenue generated by the UI Athletics Department, the project is an important next phase of the master facilities plan for Hawkeye football. It will be constructed adjacent to the Ron and Margaret Kenyon Outdoor Practice Facility, immediately west of Kinnick Stadium and will be connected to the new indoor practice facility.

The 2010-11 season marked the first for the men's and women's swimming and diving teams in the UI's \$69 million Campus Recreation and Wellness Center. The Hawkeyes hosted the 2012 Big Ten Championships and the UI men's squad responded by earning its highest Big Ten finish in 15 seasons.

Another of the latest additions to the facilities available to the UI's student-athletes is the Varsity Golf Complex practice facility for the men's and women's golf programs. Located at the southern edge of the UI's award-winning Finkbine Golf Course, the facility is expected to be completed for use this winter. It will provide the Hawkeyes a state-of-the-art facility that offers the opportunity for year-round training and practice. Barta's involvement in the UI campus community extends beyond intercollegiate athletics. He is a member of the President's Cabinet, comprised of vice presidents and other campus leaders, that provide counsel to UI President Sally Mason. That group was instrumental in the UI's response to record-setting flooding that besieged the campus and the Iowa City and Coralville community in June 2008.

Barta also represents the UI and the Hawkeyes at the conference and national level. During his first six years at the UI, he has participated in the creation and implementation of the Big Ten Network, the expansion of the Big Ten Conference and realignment of athletics conferences nationally, and the Big Ten's postseason bowl game agreements that were successfully implemented in 2010.

Nationally, Barta remains active in the Division IA Athletics Directors Association, the National Association of College Directors of Athletics, and currently serves on the NCAA Football Committee Board of Directors.

Barta often suggests to his staff that "Hope is not a strategy," which is why he is currently overseeing a comprehensive review of the strategic plan for the UI Athletics Department and has worked with the UI's leadership on a long-term financial plan. Another favorite saying of his is, "Vision without resources is irrelevant." Over the course of his career he has been directly involved in raising hundreds of millions of dollars in support of intercollegiate athletics. This has remained a primary focus during his tenure at Iowa, where private support for the Hawkeyes continues to flourish despite a challenging economy.

Under Barta's leadership -- and thanks to a talented athletics development staff -- the UI has seen year-over-year improvement in annual giving in spite of the difficult economic environment. In addition, under Barta's direction, the UI generated more than \$20 million of philanthropic and corporate sponsorship support for the revitalization of Carver-Hawkeye Arena and has already surpassed that level of support for the current football projects.

The UI also generated the \$2 million in private support necessary to fully fund the Hawkeyes' new practice facility for its men's and women's golf programs.

As the director of athletics at the University of Wyoming for three years, seven different UW coaches were named Mountain West Conference Coach of the Year. He also spearheaded a fund-raising effort that netted the Cowboy athletics program \$11 million in private support and \$11 million in matching state fund.

As the senior associate athletics director at the University of Washington, he directed the "Campaign for the Student-Athlete," was a participant in the design, construction and/or renovation of several UW athletics facilities, including Bank of America Arena and the Dempsey Indoor Practice Facility. In addition to almost doubling the amount of annual private support received by UW, Barta also managed the department's external relations division, a task that included corporate sponsorship and radio contracts.

His responsibilities at Washington expanded over time to include hiring of coaching and administrative staff, and the day-to-day oversight of several Huskie sport teams. The roots of his development experience extend to his first two positions: director of athletics development and external relations at the University of Northern Iowa and director of development at his alma mater, North Dakota State University.

Barta earned a Bachelor of Science degree in mass communication and broadcast journalism from NDSU in 1987. He was an option quarterback for Bison football squads that won the Division II NCAA National Championship in 1983, 1985 and 1986.

Barta, and his wife, Connie, have a son, Luke (14) and a daughter, Madison (12). He was born Sept. 4, 1963, in Minneapolis.

In his first two years as the University of Iowa head men's basketball coach, Fran McCaffery has brought enthusiasm and excitement back to the Hawkeye basketball program. After 16 seasons as a head coach, he has earned a record of 280-214 (.567).

In 2012, McCaffery coached the Hawkeyes to 18 wins and an NIT bid. Iowa improved by seven wins from 2011 to 2012. Additionally, McCaffery guided Iowa to four more Big Ten victories in 2012 than a year ago, which is the best improvement for an Iowa squad since 1994 to 1995.

Iowa's NIT bid led to the Hawkeyes' first postseason appearance since 2006, and after beating Dayton 84-75, Iowa had its first postseason win since 2003. Over 13,000 energized Hawkeye fans bought tickets on one-day notice for the NIT home game, which was the highest attended NIT game of 2012.

McCaffery was one of only four Big Ten coaches to record four wins over ranked opponents in 2012, and the only one to accomplish the feat with an unranked team.

The positive steps McCaffery has taken the Iowa men's basketball program in only two seasons is par-for-the-course for a coach who has demonstrated his ability to rebuild programs. His energy, work ethic, and coaching and recruiting ability have this program on track to return to national prominence. Fans have flocked back to Media-com Court at Carver-Hawkeye Arena the past two seasons to watch the Hawkeyes; Iowa's attendance has increased by more than 20 percent since 2010.

McCaffery continues to get the most of his talent, coaching Matt Gatens and newcomers Melsahn Basabe, Bryce Cartwright and Aaron White to all-Big Ten status the past two seasons.

McCaffery, who has nearly three decades of collegiate basketball coaching experience, was named the University of Iowa's 22nd head men's basketball coach on Monday, March 29, 2010. McCaffery, 53, came to Iowa after spending five successful seasons at Siena.

McCaffery's five years at Siena have been the best in its 70-year history. He led the Saints on an incredible run that ended with three straight Metro Atlantic Athletic Conference championships and NCAA Tournament appearances. In so doing, Siena became the only program in the country to win its regular season and postseason title 2008-2010.

McCaffery's Saints owned a 112-51 record in his five years with the program. After orchestrating the fifth greatest turnaround in Division I play his first year, McCaffery led Siena to a 20-win season and a MAAC Championship game appearance in his second. In 2007-08, Siena took its biggest step forward under his direction, earning the



MAAC regular-season and tournament championship, as well as an NCAA Tournament first round win over Vanderbilt. In 2008-09, Siena repeated the feat, winning the regular-season title outright before capturing the tournament crown. The Saints went on to defeat Ohio State 74-72 in double overtime in one of the NCAA tournament's most exciting games.

In 2010, McCaffery led Siena to its fourth straight 20-win season, something never before achieved in program history. Siena ran away with the league title, clinching the No. 1 seed in the tournament on Feb. 8 with four conference games remaining. The Saints came from behind in each of their three MAAC Tournament games, culminating with a 72-65 overtime win against Fairfield in the MAAC Championship. Siena's bid for a third consecutive NCAA Tournament first round victory was ended by No. 4 seed Purdue in Spokane, Wash. Down 15 points with five minutes left, the Saints rallied to within three points with one minute remaining, but eventually fell 72-64. For his efforts, he was named the NABC District I Coach of the Year.

The 2009 MAAC Coach of the Year is the third winningest coach, by percentage, in league history (68-22, .756). He is the only coach to guide a MAAC program to two NCAA Tournament wins.

In 2008, McCaffery became just the 31st coach (15th active) to take three different programs to the "Big Dance", and he is the first to do so with three programs from one-bid leagues (conference's that sent just one team the year his program advanced). He also boasts a 100% graduation rate among student-athletes he has recruited who have exhausted their eligibility during his tenure.

In 2008-09, the Siena program enjoyed unprecedented success. McCaffery challenged the Saints with the most difficult schedule in program history and Siena responded by equaling a program-record with 27 wins. For the second straight year, the Saints captured the hearts of college basketball fans across the country by advancing to the second round of the NCAA Tournament with a breathtaking 74-72 double-overtime win over Ohio State in Dayton, Ohio. In the second round, Siena nearly scored an upset of epic proportions, leading top overall seed Louisville late in the second half. Siena became a household name as the team performed against the country's elite under the spotlight of 10 nationally televised games. Siena claimed its second straight MAAC Tournament title and finished the season ranked 28th in the ESPN/USA Today Coaches Poll and 19th in the final RPI. The Saints received votes in the Associated Press top-25 poll eight times and in the ESPN/USA Today Coaches' poll six times during the season.

The 2007-08 season will also go down as one of the most memorable in Siena basketball history. The regular-season featured a home win over No. 20 Stanford, a third straight victory over cross-town rival Albany before over 13,000 fans in the annual Albany Cup and a Bracket Busters win at WAC Champion Boise State. The Saints also rallied to earn a share of the MAAC regular-season title and the No. 1 seed in the MAAC Tournament with late season wins at contenders Rider and Marist, as well as a Senior Day home victory over Niagara. But it was Siena's postseason run that would turn the season into a breakthrough year.

McCaffery's Coaching Record

Year	School	Overall		Conference		Postseason
		W-L	Pct.	W-L	Pct.	
1985-86	Lehigh	13-15	.464	---	---	---
1986-87	Lehigh	15-14	.517	---	---	---
1987-88	Lehigh	21-10	.677	8-6	.571	NCAA First Round
1999-00	UNCG	15-13	.536	9-7	.563	---
2000-01	UNCG	19-12	.704	10-6	.625	NCAA First Round
2001-02	UNCG	20-11	.645	11-5	.688	NIT (0-1)
2002-03	UNCG	7-22	.241	3-13	.188	---
2003-04	UNCG	11-17	.393	7-9	.438	---
2004-05	UNCG	18-12	.600	9-7	.563	---
2005-06	Siena	15-13	.536	10-8	.556	---
2006-07	Siena	20-12	.625	12-6	.667	---
2007-08	Siena	23-11	.676	13-5	.722	NCAA Second Round
2008-09	Siena	27-8	.771	16-2	.889	NCAA Second Round
2009-10	Siena	27-7	.794	17-1	.944	NCAA First Round
2010-11	Iowa	11-20	.355	4-14	.222	---
2011-12	Iowa	18-17	.514	8-10	.444	---
16-year Total		280-214	.567			

After rallying from 17 points down in a semi-final win over Loyola, Siena pounded Rider in the MAAC title game on its home floor to earn the MAAC's automatic bid. Less than two weeks later, McCaffery put together the perfect game plan and Siena led from start to finish in an 83-62 victory over Vanderbilt. Many considered the victory the greatest in school history, challenged at the time only by the program's 1989 upset of Stanford in the NCAA first round. Despite a second round loss to Villanova, McCaffery and the Saints had made a statement the college basketball world could not ignore: Siena Basketball had arrived.

McCaffery inherited a depleted Siena team that was picked last in the 10-team MAAC in 2005-2006. Instead, the Saints finished conference play in fourth place, earning a bye to the quarterfinals of the MAAC Tournament.

Siena showed steady improvement under McCaffery's tutelage in 2006-2007, posting a 20-12 overall record and tying for third place in the MAAC with a 12-6 finish. McCaffery's Saints were the highest scoring team in the league, and they peaked at the right time, winning seven of their last eight regular-season games and advancing to play for the league championship with a semifinal upset of top-seed Marist.

McCaffery orchestrated the turnaround with stellar recruiting and bold vision. His first recruit - senior Kenny Hasbrouck - graduated as the most important player in program history. He was named MAAC Rookie of the Year as a freshman, MAAC second team and all-Tournament team as a sophomore, collegeinsider.com Mid Major Player of the Year, MAAC first team and MAAC Tournament MVP as a junior, and MAAC Player of the Year, MAAC Tournament MVP, NABC All-District and MAAC first team as a senior. He signed an NBA contract with the Miami Heat after a successful stint with the Rio Grande Valley Vipers of the NBA Development League.

His second class (first full class) is widely regarded as the best in program history. Edwin Ubiles, Alex Franklin and Ronald Moore finished their four-year careers with a 97-38 (.719) overall record, three MAAC Championships in four title game appearances, three straight NCAA Tournament appearances and two NCAA Tournament First Round victories. Ubiles is a two-time MAAC first team, NABC All District first team and MAAC Tournament team selection and the 2007 MAAC co-Rookie of the Year. Alex Franklin, a two-time NABC All District selection, earned 2008 and 2009 MAAC second team and MAAC Tournament team honors. He won the 2010 MAAC Player of the Year award (Siena's second straight)

and the 2010 MAAC Tournament MVP. Ronald Moore, the pulse of the team, earned 2009 MAAC second team and 2010 MAAC first team honors as well as a spot on the 2010 MAAC Tournament team. He became the MAAC's all-time assists leader in the 2010 MAAC Championship game, surpassing Marist's Jared Jordan (813).

In total, four Saints were named to either the first or second All-MAAC team in 2009, newcomer Kyle Downey was an All-Rookie selection and Clarence Jackson was named MAAC Sixth Man of the Year.

McCaffery was introduced as Siena's 14th head men's basketball coach on April 1, 2005. For over 20 years, he has enjoyed great success coaching Division I basketball and developing student-athletes on and off the court. McCaffery has recruited and coached several players who have gone on to play basketball professionally, some at the highest level.

McCaffery took over at Siena from UNC-Greensboro, where he posted a 90-87 record in six seasons. In his first year at the helm, Greensboro compiled a 15-13 record overall and a 9-7 Southern Conference mark, good for third place in the North Division. It was the 18th-most improved record nationally among NCAA Division I teams.

In McCaffery's second season, he guided the Spartans to unprecedented heights with a 19-12 record and the 2001 SoCon Tournament Championship. The Spartans defeated Chattanooga, 67-66, in the finals and received the SoCon's automatic bid to the NCAA Tournament. The following year (2001-2002) McCaffery led the Spartans to their first 20-win season since joining the conference. It marked the first time the program claimed a share of the SoCon North Division title as well. After falling to eventual tournament champion Davidson in the conference tournament semifinals, the Spartans were awarded a berth into the 2002 NIT, where they lost to eventual champion Memphis.

In his final year in Greensboro, McCaffery brought the Spartans to the brink of the NCAA Tournament before a SoCon Championship game loss to Chattanooga. He led UNCG to a victory over Davidson in the semi

finals, defeating a team that had been 16-0 in conference play. A big part of that success was SoCon Freshman of the Year Kyle Hines. Hines set UNCG and SoCon records for blocked shots, and also broke several other UNCG single-game and freshman single-season marks.

McCaffery spent the 11 years prior to his arrival at Greensboro at the University of Notre Dame as an assistant coach and recruiting coordinator, working on the staffs of Richard "Digger" Phelps and John MacLeod.

Among the players he recruited to play for Notre Dame were Pat Garrity, CoSIDA Academic All-American of the Year in 1998, and Troy Murphy, the Big East Player of the Year in 2000 and an eventual first-round NBA draft pick. Garrity was also a first-round NBA draft pick and the Big East Player of the Year in 1997. In addition to Murphy and Garrity, McCaffery was involved in recruiting NBA First Round picks LaPhonso Ellis (1992 Draft, #5 Denver), Monty Williams (1994 Draft, #24 New York) and Ryan Humphrey (2002 Draft, #19-Utah Jazz).

He helped the Irish to NCAA Tournament appearances in 1989 and 1990. Notre Dame reached the NIT finals in 1992, losing to Virginia in overtime, and advanced to the quarterfinals of the event in 1997.

At 26, McCaffery was the nation's youngest Division I head coach when he was hired Sept. 11, 1985, at Lehigh. McCaffery capped his three-year tenure with the Engineers with a 21-win season and an NCAA berth in 1988.

In three seasons as head coach at Lehigh, he compiled a 49-39 overall record and guided the team to the NCAA Tournament in 1988. At the time he was the youngest head coach to reach the NCAA Tournament. His Lehigh teams had two winning seasons in three years and the 1987-88 squad's 21-10 record remains the best in program history. Lehigh had just four winning seasons in the 55 years prior to his arrival.

McCaffery was assistant coach and recruiting coordinator at Lehigh from 1983-85 and helped the team to its first NCAA Tournament appearance in 1985. As recruiting coordinator, he helped sign Darren Queenan '88, who remains Lehigh's all-time leading scorer.

Queenan was second in the nation in scoring in 1988, and went on to play in the USBL.

McCaffery was assistant varsity coach and head sub-varsity coach at his alma mater, Pennsylvania, during the 1982-83 season. At Penn, he worked for Craig Littlepage, who is now the director of athletics at the University of Virginia.

McCaffery lettered three years as point guard on the men's basketball team at Pennsylvania as one of the first transfers to play for the Quakers. He earned a bachelor of science degree from The Wharton School of Finance and Commerce in 1982. In 1985 he received his master's degree in education from Lehigh.

In three seasons as a player he helped lead Penn to a pair of NCAA Tournament appearances and Ivy League titles, and one berth in the NIT. As a senior in 1981-82 he led the Ivy League in steals and assists and was voted the team's most inspirational player.

Recruited as the successor at point guard to Skip Brown at Wake Forest, McCaffery played one season at Wake Forest, 1977-78, helping the Demon Deacons to a 19-10 record. Nick-

named "White Magic," he started 11 of 28 games as coach Carl Tacy's team finished runner-up in the ACC Tournament to eventual NCAA runner-up Duke. Wake defeated North Carolina twice in three meetings and won five of the eight games it played at the Greensboro Coliseum.

McCaffery, a Philadelphia native who attended La-Salle High School, and his wife Margaret have four children: sons, Connor, Patrick and Jonathan and a daughter, Marit. The McCaffery's have been actively involved in Coaches vs. Cancer and American Cancer Society's Relay For Life.



WHAT OTHERS ARE SAYING ABOUT FRAN MCCAFFERY

"We are thrilled to have Fran McCaffery lead our men's basketball program. From the first day I met Coach McCaffery he said, 'I want to be the coach at Iowa.' He is a proven winner, a leader, has competed for championships and will continue to do so. Coach McCaffery is committed to student-athletes, their personal lives, and their education. Every one of his student-athletes who has completed their eligibility has graduated."

Gary Barta
Director of Athletics
University of Iowa

"Fran McCaffery adds a different flavor and is good for the Big Ten. This is going to be a very attractive program for highly skilled players. He comes in with a system that advocates putting the biscuit in the basket, putting points on the board. That's going to be fun. There's no doubt in my mind that when Fran gets this thing going, Iowa City is going to be on fire. He's going to get players, not just because of his system but because he can coach. They're going to score in the 90s, or the high 80s."

Gus Johnson
College Basketball Analyst, BTN

"Coach McCaffery did one of the best coaching jobs in the Big Ten this season (2011)."

Wayne Larrivee
College Basketball Announcer, BTN

"I'm a big fan of Fran McCaffery. He does things the right way."

Eric Collins, BTN broadcaster

"I love the direction Fran McCaffery is taking this program."

Tim McCormick, ESPN College Basketball Analyst

"Fran McCaffery has done an outstanding job rebuilding this program and making (Iowa) relevant."

Andy Katz, ESPN.com Senior College Basketball Writer

"If Iowa's rationale was hiring a quality person who recruits quality people, who doesn't cheat, does it the right way and is into developing young men while recognizing that he wants to have a winning team on the floor... then Fran is the perfect guy for the job."

LaPhonso Ellis, ESPN College Basketball Analyst

"When a parent passes their kid over to Fran they can rest assured a few things. One, he's going to make sure, to the best of his ability, that he gets a quality degree. Secondly, he is going to do his very best to develop that individual player within the team context. And finally, because of the vast resources of people that he knows outside of the game that he will do his very best, for those who aren't fortunate to play at the next level, to use his influence to make sure they get jobs and have an opportunity to have upward mobility. That's what makes him special."

LaPhonso Ellis, ESPN College Basketball Analyst

"I was really impressed watching Iowa the other day. I thought they paid attention to (Fran McCaffery) and did what he wanted them to do."

Brent Musburger
College Basketball Announcer, ESPN

"I think Iowa made an outstanding choice. Fran McCaffery-coached teams are well coached and very well organized."

Ronnie Lester
UI All-American

"Fran McCaffery is a good solid hire for the University of Iowa. Iowa has been hoping for a winner and I believe one has arrived. He's won at Lehigh, UNC-Greensboro and Siena -- if you can win at those places, you can win anywhere. His teams are enjoyable to watch with their style of play; he lets his kids play free. If Iowa fans give Fran a little time, he'll get the Hawkeyes back to the NCAA Tournament on a yearly basis."

Doug Gottlieb
College Basketball Analyst, CBS

"Fran McCaffery is a fine basketball coach, and an even finer person. He can teach the game, identify and attract talent, and he is a man of great substance and integrity. Iowa made a great hire in McCaffery."

Jay Bilas
College Basketball Analyst, ESPN and CBS

"Fran McCaffery is a great hire for Iowa. He was a great assistant coach and did a great job in making Siena the Gonzaga of the east. He will bring back the traditions of Iowa basketball."

Digger Phelps
College Basketball Analyst, ESPN
Former Head Coach, Notre Dame

"Iowa hired a class act. Respected by his coaching peers, Coach McCaffery is a proven winner who rebuilt the Siena Saints program in quick fashion by being a relentless recruiter who instilled an up tempo style that fans loved and players embraced. During the search process he expressed his vision for the future of the Hawkeye program, while understanding the proud tradition of University of Iowa Basketball."

Bobby Hansen
UI Final Four Member, 1980
World Champion, Chicago Bulls
Hawkeye Radio Network Analyst

"The number one thing about Fran, is that he has a great feel for the game, and, he understands players. He and I spent a lot of time in traversing the state of Iowa, trying to get Iowa kids to come to Notre Dame. Fran has a great knack for setting an offense and he is a great defensive coach. He has great relationships with his players. This is a great fit for Iowa and a great fit for Fran."

John MacLeod
Former Head Coach, Notre Dame
Former Head Coach, Golden State

"I have been impressed with Coach McCaffery's consistent success, most recently at Siena. His teams are well prepared and his development of players, particularly on the perimeter, should fit in well with the young roster in Iowa City."

Shon Morris
College Basketball Analyst, BTN

"I think Fran McCaffery is a good choice for Iowa and I think Iowa is a good choice for Fran. I hope he does well. He guided Siena to NCAA Tournament appearances three straight years and posted good tournament wins over Vanderbilt (2008) and Ohio State (2009)."

John Feinstein
Sportswriter and author

"Fran is a tireless worker, who is going to go out and grind, and that's someone Iowa needed. He won't be afraid to say, 'Hey, this guy is a top-10 recruit and we're going after him because we're Iowa.'"

Kenyon Murray
Iowa Hawkeye Lettermen (1993-96)
Former BTN color analyst

NOTABLE PLAYERS RECRUITED AND/OR COACHED AS AN ASSISTANT AT NOTRE DAME

Pat Garrity: Big East Player of the Year 1997; second team All-America in 1998; Academic All-American of the Year in 1998 and a two-time Academic All-American; selected #19 in the 1998 NBA Draft by Milwaukee.

Troy Murphy: Big East Player of the Year in 2000 and co-Big East Player of the Year in 2001; Big East Rookie of the Year in 1999; two-time consensus first team All-American and All-Big East honoree; selected #14 in the 2001 NBA Draft by Golden State.

LaPhonso Ellis: Only Notre Dame player to lead the team in blocks each of his four seasons; Selected #5 in the 1992 NBA Draft by Denver.

Monty Williams: Selected #24 in the 2002 NBA Draft by Utah.

NOTABLE PLAYERS RECRUITED AND COACHED AT LEHIGH

Darren Queenan: Co-East Coast Conference Player of the Year in 1987; Lehigh's all-time leading scorer and ranked second in the country in scoring in 1988; one of the most prolific scorers in NCAA history, he is one of only eight players to have amassed 2,700 points and 1,000 rebounds; four-time first team all-conference honoree; Played 16 years professionally overseas.

Mike Polaha: 1988 Sporting News All-American; Two-time All-East Coast Conference honoree (1987-88); only Lehigh player to score 1,400 points and have more than 400 rebounds and assists.

Mike Androlewicz: 1986 first team All-East Coast Conference selection.

NOTABLE PLAYERS RECRUITED AND COACHED AT UNC-GREENSBORO

Kyle Hines: 2005 Southern Conference Freshman of the Year; 2007 Southern Conference Player of the Year, becoming the first player from UNC Greensboro to earn the honor; All-American in 2007; three-time USBWA All-District selection; one of only four players to garner All-Southern Conference accolades; one of only six players in NCAA history to ever record 2,000 points, 1,000 rebounds and 300 blocks in a career.

Demetrius Cherry: 1999 Southern Conference Preseason Player of the Year; two-time first team all-league accolades Courtney Eldridge: 2002 All-Southern Conference honoree.

David Schuck: 2002 All-Southern Conference honoree.

Ronnie Burrell: 2005 All-Southern Conference honoree.

Jay Joseph: 2001 Southern Conference Rookie of the Year.

NOTABLE PLAYERS RECRUITED AND/OR COACHED AT SIENA

Kenny Hasbrouck: 2006 MAAC Rookie of the Year; 2008 collegeinsider.com Mid Major Player of the Year; 2009 MAAC Player of the Year and NABC All-District. Hasbrouck, who has his number retired, was McCaffery's first recruit at Siena. He became Siena's first player to ever make an NBA roster when he signed with the Miami Heat as a free agent in 2010. Currently, he is playing overseas in Spain.

Edwin Ubiles: 2007 MAAC co-Freshman of the Year; two-time NABC District 1 selection; 2010 first team all-league honoree; ranks third in all-time career scoring at Siena

Ronald Moore: 2010 first team all-MAAC selection; led the country in assists, was a Bob Cousey Award finalist and an NABC All-District honoree in 2010, and is the MAAC's all-time assists leader.

Alex Franklin: 2010 MAAC Player of the Year and was tabbed NABC All-District and named to the ECAC second team.

Ryan Rossiter: 2011 MAAC Player of the Year; 2011 NABC District 1 honoree; 2011 honorable mention All-American (seventh in program history); two-time All-MAAC selection; became program's all-time leading rebounder; ranked second in the country in rebounding in 2011.

Antoine Jordan: first team All-MAAC in 2006.

NOTABLE PLAYERS COACHED AT IOWA

Matt Gatens: 2012 second team All-Big Ten; ranks sixth all-time in career scoring at Iowa; 2012 Chris Street Award winner; one of only two Hawkeyes to ever amass over 1,600 points, 450 rebounds, 250 assists and 125 steals; two-time co-captain; two-time Academic All-Big Ten.

The McCaffery File

Coaching Experience:

1982-83 Assistant Coach, Penn
 1983-85 Assistant Coach, Lehigh
 1985-88 Head Coach, Lehigh
 (youngest head coach in America at age 26)
 1988-99 Assistant Coach, Notre Dame
 1999-05 Head Coach, UNC-Greensboro
 2005-10 Head Coach, Siena
 2010-present Head Coach, University of Iowa

Coaching Honors

MAAC Coach of the Year, 2009
 NABC District I Coach of the Year, 2009-10

Playing Experience

1977-78 Wake Forest, one-year letterman
 1979-82 Penn, three-year letterman

Education

LaSalle High School, 1977
 Bachelor of Science in Economics, The Wharton School (Penn), 1982
 Master of Education, Lehigh, 1985

Date of Birth:

May 23, 1959

Family:

Wife: Margaret (Nowlin)
 Children: Connor John
 Patrick Dickerson
 Jonathan Francis Nowlin
 Marit Katherine

FRAN MCCAFFERY IN POSTSEASON PLAY

Year	Opponent	W/L	Score	Site
1987-88	Temple	L	73-87	Hartford, CT
Lehigh NCAA				
2000-01	Stanford	L	60-89	San Diego, CA
UNCG NCAA				
2001-02	Memphis	L	62-82	Memphis, TN
UNCG NIT				
2007-08	Vanderbilt	W	83-62	Tampa, FL
Siena Villanova L 72-84 Tampa, FL NCAA				
2008-09	Ohio State	W	74-72	Dayton, OH
Siena Louisville L 72-79 Dayton, OH NCAA				
2009-10	Purdue	L	64-72	Spokane, WA
Siena NCAA				
2011-12	Dayton	W	84-75	Iowa City, IA
Iowa Oregon L 97-108 Eugene, OR NIT				
NCAA:	2-5 in five appearances			
NIT:	1-2 in two appearances			
Overall:	3-7 in seven appearances			

FRAN MCCAFFERY'S COACHING RECORD

All Games	280-214
home	172-56
away	90-139
neutral	18-19
Non-Conference Games	104-84
home	75-13
away	24-61
neutral	5-10
Conference Games	151-113
home	89-43
away	62-70
Tournament Games	33-31
NCAA	2-5
NIT (pre and postseason)	2-3
Conference	23-11
In-season	6-12
Miscellaneous	
Overtime games	16-10
Decided by three points or less	32-32

FRAN MCCAFFERY'S YEAR-BY-YEAR COACHING RECORD

Year	Position	School	Head Coach	Record
1982-83	Assistant Coach	Penn	Craig Littlepage	17-9
1983-85	Assistant Coach	Lehigh	Tom Schneider	16-42
1985-88	Head Coach	Lehigh	---	49-40
1988-99	Assistant Coach	Notre Dame	Digger Phelps John MacLeod	155-166
(Two NCAA bids and two NIT bids)				
1999-05	Head Coach	UNC-Greensboro	---	90-87
2005-10	Head Coach	Siena	---	112-51
2010-12	Head Coach	Iowa	---	29-37

FRAN MCCAFFERY COACHING HIGHLIGHTS
IOWA

- In only his second season, he guided Iowa to the National Invitation Tournament, its first postseason victory since 2003 and seven more wins than the previous season. The +7 win improvement for an Iowa coach after his second season tied for the fourth best in school history.
- One of four Big Ten coaches to lead their respective teams to four or more victories over nationally-ranked opponents in 2012.
- Helped raise Iowa's attendance in his first year 20% from the previous season. The boost in attendance ranked fifth best in the country.
- Coached Melsahn Basabe to unprecedented numbers for an Iowa rookie. Basabe became the first Hawkeye freshman to amass over 340 points, 200 rebounds and 40 blocks.
- Coached new point guard Bryce Cartwright to new heights in 2011. Cartwright led the Big Ten in assists, becoming only the sixth Hawkeye to accomplish the feat since 1975.

SIENA

- McCaffery's five years at Siena (112-51) were the best in its 70-year storied history.
- McCaffery led the Saints to three straight Metro Atlantic Athletic Conference Championships and NCAA Tournament appearances. In so doing, Siena became the only program in the country to win its regular season and postseason title the last three years.
- In 2010, McCaffery led Siena to its fourth straight 20-win season, something never before done in program history.
- McCaffery, the 2009 MAAC Coach of the Year, is the third winningest coach by percentage in league history (68-22, .756).
- McCaffery is the only coach to guide a MAAC program to two NCAA Tournament wins.
- In 2008, McCaffery became just the 31st coach (15th active) to take three different programs to the "Big Dance", and he is the first to do so with three programs from one-bid leagues (conference's that sent just one team the year his program advanced).
- McCaffery led Siena to a perfect 17-0 home record in each of his last two seasons.

UNC-GREENSBORO

- In the 2001-02 season, McCaffery led the Spartans to their first 20-win season since joining the Southern Conference.
- McCaffery coached the 2001-02 Spartans to a share of the Southern Conference North Division title for the first time in program history.
- McCaffery's UNCG squads own the two highest-scoring seasons in program history.
- McCaffery is the only coach in UNCG history to win 11 games at home in a single season.

LEHIGH

- At 26, McCaffery was the nation's youngest Division I head coach when he was hired Sept. 11, 1985.
- McCaffery coached two winning seasons in three years (Lehigh had just four winning seasons in the 55 years prior to his arrival).
- McCaffery coached the 1987-88 Mountain Hawks to a 21-10 record, which remains the best in program history.
- McCaffery led Lehigh to the NCAA Tournament in 1988 and was the youngest head coach to do so at the time.
- McCaffery was assistant coach and recruiting coordinator at Lehigh from 1983-85 and helped the team to its first NCAA Tournament appearance in 1985.
- As assistant coach and recruiting coordinator, he helped sign Darren Queenan '88, who remains Lehigh's all-time leading scorer.

Year-By-Year Numbers & Statistics

Year	Record	Home	Away	Neutral	Conf.	Non-Conf.	Nov.	Dec.	Jan.	Feb.	Mar.	OT
1985-86	13-15	10-4	3-9	0-2	6-8	7-7	1-2	3-2	7-3	2-7	0-1	1-0
1986-87	15-14	8-4	5-8	2-2	8-6	7-8	1-0	3-4	6-4	4-5	1-1	4-1
1987-88	21-10	11-2	7-7	3-1	8-6	13-4	1-1	5-3	8-2	4-3	3-1	--
1999-00	15-13	9-4	6-8	0-1	9-7	6-6	2-1	4-3	5-5	4-3	0-1	1-0
2000-01	19-12	11-1	5-10	3-1	10-6	9-6	1-2	4-3	8-2	3-4	3-1	1-0
2001-02	20-11	10-1	8-9	2-1	11-5	9-6	2-1	4-3	7-3	6-2	1-2	--
2002-03	7-22	6-7	1-14	0-1	3-13	4-9	3-1	0-7	2-6	2-7	0-1	0-2
2003-04	11-17	7-5	4-11	0-1	7-9	4-8	2-1	2-6	2-5	5-4	0-1	0-2
2004-05	18-12	11-2	5-10	2-0	9-7	9-5	3-1	4-3	6-3	3-4	2-1	1-0
2005-06	15-13	10-4	5-9	--	10-8	5-5	1-2	4-2	4-6	6-2	0-1	2-0
2006-07	20-12	10-4	8-7	2-1	12-6	8-6	2-3	4-2	5-5	7-1	2-1	1-3
2007-08	23-11	13-4	9-6	1-1	13-5	10-6	2-3	5-1	6-3	5-3	5-1	1-0
2008-09	27-8	17-0	9-7	1-1	16-2	11-6	2-3	6-1	9-1	5-2	5-1	2-0
2009-10	27-7	17-0	10-6	0-1	17-1	10-6	4-2	5-2	10-0	5-2	3-1	2-0
2010-11	11-20	8-8	2-9	1-3	4-14	7-6	3-4	4-2	1-7	2-5	1-2	0-2
2011-12	18-17	14-6	3-9	1-2	8-10	10-7	4-3	6-3	2-5	5-3	2-2	--
Totals	280-214	172-56	90-139	18-19	151-113	129-101	34-30	63-47	88-60	68-57	28-19	16-10

Year-By-Year Statistics

Year	G	FG-A	PCT	3-PT-A	PCT	FT-A	PCT	REB	AVG	PF/D	AS	TO	BK	ST	PTS	AVG
1985-86	28	806-1617	.498	---	---	460-667	.690	960	34.3	503-10	442	400	75	219	2072	74.0
Opp.	28	826-1671	.494	---	---	357-479	.745	920	32.9	569-19	440	414	80	188	2009	71.8
1986-87	29	762-1721	.443	82-279	.329	622-833	.747	1137	39.2	583-19	337	422	60	175	2228	76.8
Opp.	29	855-1761	.486	98-262	.374	428-614	.697	1003	34.6	677-32	473	378	99	204	2236	77.1
1987-88	31	892-1820	.490	127-309	.411	632-873	.724	1149	37.1	580-13	474	365	67	200	2543	82.0
Opp.	31	870-1856	.469	126-312	.404	463-629	.736	1039	33.5	716-30	441	405	72	143	2543	82.0
1999-00	28	706-1549	.456	139-380	.366	456-618	.738	1027	36.7	501-11	379	463	87	176	2007	71.7
Opp.	28	733-1645	.446	191-528	.362	367-554	.662	924	33.0	526-X	419	397	83	233	2024	72.3
2000-01	31	773-1741	.444	184-480	.383	552-718	.769	1049	33.8	648-20	414	475	118	271	2282	73.6
Opp.	31	756-1756	.431	190-495	.384	531-770	.690	1144	36.9	648-X	367	516	118	234	2233	72.0
2001-02	31	763-1705	.448	188-519	.362	524-702	.746	1097	35.4	557-12	448	501	116	253	2238	72.2
Opp.	31	768-1826	.421	182-534	.341	404-603	.670	1113	35.9	586-X	418	504	124	249	2122	68.5
2002-03	28	757-1650	.459	160-483	.331	369-507	.728	972	34.7	525-12	377	474	120	236	2043	73.0
Opp.	28	762-1715	.444	189-563	.336	390-566	.689	1035	37.0	472-X	406	444	101	257	2103	75.1
2003-04	28	757-1650	.459	160-483	.331	369-507	.728	972	34.7	525-12	377	474	120	236	2043	73.0
Opp.	28	762-1715	.444	189-563	.336	390-566	.689	1035	37.0	472-X	406	444	101	257	2103	75.1
2004-05	30	776-1732	.448	133-438	.304	485-702	.691	1087	36.2	476-8	352	524	178	276	2170	72.3
Opp.	30	815-1934	.421	223-612	.364	333-495	.673	1189	39.6	568-X	444	518	124	281	2186	72.9
2005-06	28	693-1624	.427	222-588	.378	476-627	.759	947	33.8	442-11	387	371	61	229	2084	74.4
Opp.	28	770-1704	.452	207-588	.352	293-428	.685	1064	38.0	523-X	454	433	118	203	2040	72.9
2006-07	32	890-1872	.475	189-555	.341	468-672	.696	1128	35.2	542-11	484	430	91	244	2437	76.2
Opp.	32	840-1962	.428	241-708	.340	361-522	.692	1171	36.6	612-X	484	471	99	219	2282	71.3
2007-08	34	928-2058	.451	239-626	.382	518-752	.689	1148	33.8	526-6	489	385	119	320	2613	76.9
Opp.	34	913-2021	.452	256-692	.370	338-520	.650	1297	38.1	667-X	481	587	123	183	2420	71.2
2008-09	35	1007-2157	.467	184-558	.330	511-769	.665	1273	36.4	521-10	534	462	159	309	2709	77.4
Opp.	35	935-2141	.437	236-696	.339	356-522	.682	1287	36.8	663-X	530	592	128	233	2462	70.3
2009-10	34	930-2048	.454	160-498	.321	534-793	.673	1310	38.5	471-5	486	418	119	297	2554	75.1
Opp.	34	870-2032	.428	209-637	.328	277-434	.638	1168	34.4	630-X	469	517	113	208	2226	65.5
2010-11	31	766-1743	.439	146-465	.314	406-601	.676	1085	35.0	512-9	423	447	89	208	2084	67.2
Opp.	31	768-1749	.439	212-639	.332	362-489	.740	1045	33.7	551-11	466	445	106	215	2110	68.1
2011-12	35	902-1984	.455	201-539	.373	550-763	.721	1205	34.4	590-11	521	433	119	262	2555	73.0
Opp.	35	910-1993	.457	244-707	.345	473-648	.730	1193	34.1	651-10	515	473	111	193	2537	72.5

McCaffery vs. All Opponents

Opponent	Record	Opponent	Record	Opponent	Record
Alabama	1-1	Guilford	4-0	Northern Illinois	1-0
Albany	5-0	Harvard	3-0	Northern Iowa	2-2
American	1-1	High Point	0-2	Ohio State	1-4
Appalachian State	7-5	Hofstra	3-5	Oklahoma State	0-1
Arkansas	0-1	Holy Cross	3-1	Oregon	0-1
Ball State	1-0	Idaho State	1-0	Penn	1-1
Boise State	3-0	Illinois	1-3	Penn State	3-2
Bridgewater	1-0	Indiana	3-2	Pittsburgh	0-1
Brown	3-0	Iona	9-1	Princeton	0-3
Bucknell	4-4	Iowa	0-2	Purdue	1-4
Buffalo	1-1	Iowa State	0-2	Rider	12-6
Butler	0-1	IPFW	1-0	Robert Morris	1-0
Campbell	2-1	James Madison	1-2	Saint Joseph's	2-1
Canisius	10-1	Kansas	0-2	Saint Peter's	11-2
Central Arkansas	1-0	Kenyon	1-0	Siena	0-1
Charleston	0-1	Lafayette	4-4	SIU-Edwardsville	1-0
Chattanooga	5-6	Liberty	2-0	Southern Mississippi	1-0
Chicago State	1-0	Long Beach State	0-1	South Dakota State	0-1
Clemson	0-1	Louisiana-Monroe	1-0	St. Francis, Pa.	1-0
Coastal Carolina	2-1	Louisiana Tech	1-0	St. John's	0-1
College of Charleston	1-4	Louisville	0-1	Stanford	1-2
Columbia	2-1	Loyola	7-4	Syracuse	0-3
Connecticut	0-1	Manhattan	11-3	Temple	0-2
Cornell	1-1	Marist	7-4	Tennessee	0-1
Creighton	0-1	Marquette	0-2	Tennessee State	2-0
Dartmouth	2-0	Maryland	0-2	Texas A&M	0-1
Davidson	6-7	Massachusetts	0-1	The Citadel	5-1
Dayton	1-0	Memphis	0-2	Towson State	7-0
Delaware	5-4	Michigan	1-2	UAB	0-1
Dickinson	2-0	Michigan State	1-4	UNC Asheville	2-0
Drake	2-0	Middle Tennessee	1-1	Vanderbilt	1-1
Drexel	2-5	Minnesota	2-4	Vermont	1-0
Duke	0-1	Missouri	0-1	Villanova	0-2
East Carolina	1-1	Monmouth	1-0	VMI	7-1
East Tennessee State	4-8	Montreat	1-0	Wagner	1-0
Elon	4-3	Mount St. Mary's	1-0	Wake Forest	0-3
Evansville	0-1	Muhlenberg	3-0	West Virginia	0-2
Fairfield	10-5	NC State	0-1	Western Carolina	7-6
Farleigh Dickinson	1-0	Nebraska	1-2	Wichita State	0-1
Florida Southern	1-0	New Mexico	0-1	Wilkes	1-0
Fordham	1-0	Niagara	9-3	William & Mary	1-0
Furman	3-4	NJIT	2-0	Winthrop	2-0
Georgia Southern	3-4	Norfolk State	3-1	Wisconsin	2-2
Georgia Tech	0-2	North Carolina A&T	3-1	Wofford	6-3
Greensboro College	1-0	Northeastern	2-1	Xavier	0-1
		Northwestern	0-4	Youngstown	1-0
				Totals	262-197

FRAN MCCAFFERY'S GAME-BY-GAME RECORD

LEHIGH

1985-86 (13-15, 6-8)

Date	Opponent	W/L	Score	Location
Nov. 25	Kenyon	W	83-53	Bethlehem, PA
Nov. 26	at Princeton	L	67-69	Princeton, NJ
Nov. 30	at Siena	L	57-71	Albany, NY
Dec. 4	Manhattan	W	85-69	Bethlehem, PA
Dec. 6	vs. UAB (HC)	L	61-71	Iowa City, IA
Dec. 7	at Iowa (HC)	L	68-89	Iowa City, IA
Dec. 11	Dickinson	W	93-68	Bethlehem, PA
Dec. 30	Muhlenberg	W	86-72	Bethlehem, PA
Jan. 2	at Columbia	W	90-84	New York, NY
Jan. 4	Drexel	W	79-66	Bethlehem, PA
Jan. 6	at Harvard	W	82-75	Boston, MA
Jan. 11	Lafayette	W	82-72	Bethlehem, PA
Jan. 13	Fairfield	L	68-71	Bethlehem, PA
Jan. 18	at Towson State	W	70-69	Towson, MD
Jan. 20	Robert Morris	W	54-53	Bethlehem, PA
Jan. 22	Delaware	L	70-71	Bethlehem, PA
Jan. 25	at Rider	L	68-69	Lawrenceville, NJ
Jan. 29	Bucknell	W	85-75	Bethlehem, PA
Feb. 1	Hofstra	L	74-77	Bethlehem, PA
Feb. 5	at Drexel	L	77-84	Philadelphia, PA
Feb. 8	at Lafayette	L	79-80	Easton, PA
Feb. 10	Towson State	W	71-54	Bethlehem, PA
Feb. 12	Marquette	L	63-77	Bethlehem, PA
Feb. 15	at Delaware	L	73-89	Newark, DE
Feb. 19	Rider	W	80-77 (ot)	Bethlehem, PA
Feb. 22	at Bucknell	L	80-84	Lewisburg, PA
Feb. 24	at Hofstra	L	60-62	Hempstead, NY
Mar. 1	vs. Lafayette (ECCT)	L	57-58	Towson, MD

1986-87 (15-14, 8-6)

Date	Opponent	W/L	Score	Location
Nov. 29	Harvard	W	99-98 (ot)	Bethlehem, PA
Dec. 1	Dickinson	W	69-52	Bethlehem, PA
Dec. 3	at Marquette	L	66-83	Milwaukee, WI
Dec. 8	Princeton	L	62-72	Bethlehem, PA
Dec. 10	at Penn State	W	73-70	University Park, PA
Dec. 22	Muhlenberg	W	92-71	Bethlehem, PA
Dec. 29	vs. Texas A&M (MC)	L	60-80	Storrs, CT
Dec. 30	at Connecticut (MC)	L	57-71	Storrs, CT
Jan. 2	vs. St. Francis, Pa. (WLKF)	W	74-72	Lakeland, FL
Jan. 3	at Florida Southern (WLKF)	W	74-72 (ot)	Lakeland, FL
Jan. 6	Columbia	L	78-90	Bethlehem, PA
Jan. 8	at Fairfield	L	63-64	Fairfield, CT
Jan. 12	at Wake Forest	L	51-74	Winston-Salem, NC
Jan. 14	Hofstra	W	80-68	Bethlehem, PA
Jan. 17	at Drexel	L	74-76	Philadelphia, PA
Jan. 24	Towson State	W	77-75	Bethlehem, PA
Jan. 28	at Delaware	W	65-60	Newark, DE
Jan. 31	Rider	W	93-90 (ot)	Bethlehem, PA
Feb. 2	at Lafayette	W	83-77	Easton, PA
Feb. 4	Bucknell	L	87-92	Bethlehem, PA
Feb. 7	at Hofstra	L	69-71	Hempstead, NY
Feb. 11	Drexel	L	67-70	Bethlehem, PA
Feb. 14	Lafayette	W	79-78	Bethlehem, PA
Feb. 18	at Towson State	W	83-76	Towson, MD
Feb. 21	Delaware	W	98-79	Bethlehem, PA
Feb. 24	at Rider	L	76-82	Lawrenceville, NJ
Feb. 28	at Bucknell	L	70-72	Lewisburg, PA
Mar. 6	vs. Drexel (ECCT)	W	109-98 (2 ot)	Towson, MD
Mar. 7	vs. Bucknell (ECCT)	L	100-103 (2 ot)	Towson, MD

1987-88 (21-10, 8-6)

Date	Opponent	W/L	Score	Location
Nov. 28	at Penn	W	96-75	Philadelphia, PA
Nov. 30	at Vanderbilt	L	91-102	Nashville, TN
Dec. 2	Muhlenberg	W	109-82	Bethlehem, PA
Dec. 4	at Nebraska (CC)	L	66-71	Lincoln, NE
Dec. 5	vs. Ball State (CC)	W	72-64	Lincoln, NE
Dec. 7	Penn State	W	79-72	Bethlehem, PA
Dec. 9	at Princeton	L	82-95	Princeton, NJ
Dec. 23	Wilkes	W	116-64	Bethlehem, PA
Dec. 29	at Rider	L	82-89	Lawrenceville, NJ
Dec. 30	Monmouth	W	72-59	Bethlehem, PA
Jan. 2	Fairfield	W	100-77	Bethlehem, PA
Jan. 5	at Columbia	W	77-65	New York, NY
Jan. 7	Brown	W	102-92	Bethlehem, PA
Jan. 9	at Bucknell	W	83-76	Lewisburg, PA
Jan. 12	at Harvard	W	62-59	Boston, MA
Jan. 16	Rider	W	91-65	Bethlehem, PA
Jan. 20	at Hofstra	W	77-63	Hempstead, NY
Jan. 23	Drexel	L	85-91	Bethlehem, PA
Jan. 27	Lafayette	L	64-66	Bethlehem, PA
Jan. 30	at Towson State	W	71-65	Towson, MD
Feb. 3	Delaware	W	86-75	Bethlehem, PA
Feb. 10	Bucknell	W	79-72	Bethlehem, PA
Feb. 13	Hofstra	W	96-72	Bethlehem, PA
Feb. 17	at Drexel	L	86-94	Philadelphia, PA
Feb. 20	at Lafayette	L	68-73	Easton, PA
Feb. 24	Towson State	W	77-63	Bethlehem, PA
Feb. 27	at Delaware	L	67-79	Newark, DE
Mar. 5	vs. Bucknell (ECCT)	W	83-79	Towson, MD
Mar. 6	vs. Lafayette (ECCT)	W	67-65	Towson, MD
Mar. 8	at Towson State (ECCT)	W	84-78	Towson, MD
Mar. 18	vs. Temple (NCAA)	L	73-87	Hartford, CT

UNC-GREENSBORO

1999-00 (15-13, 9-7)

Date	Opponent	W/L	Score	Location
Nov. 20	at James Madison	L	64-77	Harrisonburg, VA
Nov. 27	Northeastern	W	70-56	Greensboro, NC
Nov. 29	Elon	W	77-66	Greensboro, NC
Dec. 1	at Coastal Carolina	W	78-76	Conway, SC
Dec. 4	Guilford	W	88-63	Greensboro, NC
Dec. 6	Norfolk State	W	80-74	Greensboro, NC
Dec. 15	at Wake Forest (25th)	L	62-71	Winston-Salem, NC
Dec. 18	at Evansville	L	42-71	Evansville, IN
Dec. 21	at Winthrop	W	93-88 (2 ot)	Rock Hill, SC
Dec. 28	at Georgia Tech	L	73-97	Atlanta, GA
Jan. 4	VMI	W	82-71	Greensboro, NC
Jan. 8	Davidson	W	63-60	Greensboro, NC
Jan. 10	at Georgia Southern	L	71-78	Statesboro, GA
Jan. 15	at Western Carolina	L	81-87	Cullowhee, NC
Jan. 17	East Tennessee State	L	58-60	Greensboro, NC
Jan. 19	North Carolina AT&T	L	71-80	Greensboro, NC
Jan. 22	College of Charleston	L	59-73	Greensboro, NC
Jan. 24	at VMI	W	75-61	Lexington, VA
Jan. 29	at Davidson	W	77-55	Davidson, NC
Jan. 31	Furman	W	79-69	Greensboro, NC
Feb. 3	at Wofford	L	63-76	Spartanburg, SC
Feb. 9	at Appalachian State	L	66-81	Boone, NC
Feb. 12	at Chattanooga	W	74-70	Chattanooga, TN
Feb. 14	Western Carolina	W	75-53	Greensboro, NC
Feb. 19	at East Tennessee State	W	81-78	Johnson City, TN
Feb. 22	Appalachian State	L	69-78	Greensboro, NC
Feb. 26	The Citadel	W	75-58	Greensboro, NC
Mar. 2	vs. Furman (SC)	L	61-77	Greenville, SC

2000-01 (19-12, 10-6)

Date	Opponent	W/L	Score	Location
Nov. 17	at Minnesota	L	61-81	Minneapolis, MN
Nov. 21	Guilford	W	81-54	Greensboro, NC
Nov. 25	at West Virginia	L	71-85	Morgantown, WV
Dec. 1	at Northeastern	L	77-89	Boston, MA
Dec. 3	at Saint Peter's	W	79-73	Jersey City, NJ
Dec. 5	at NC State	L	76-77	Raleigh, NC
Dec. 9	at Norfolk State	W	82-70	Norfolk, VA
Dec. 22	Winthrop	W	78-63	Greensboro, NC
Dec. 28	at East Carolina	L	92-104	Greenville, NC
Dec. 31	UNC Asheville	W	77-76 (ot)	Greensboro, NC
Jan. 3	at The Citadel	L	68-70	Charleston, SC
Jan. 6	Davidson	W	69-68	Greensboro, NC
Jan. 8	Appalachian State	W	78-62	Greensboro, NC
Jan. 13	at Furman	L	52-70	Greenville, SC
Jan. 15	at VMI	W	73-69	Lexington, VA
Jan. 17	North Carolina AT&T	W	67-55	Greensboro, NC
Jan. 20	Chattanooga	W	84-83	Greensboro, NC
Jan. 22	Wofford	W	80-56	Greensboro, NC
Jan. 27	at Davidson	W	63-61	Davidson, NC
Jan. 29	East Tennessee State	W	77-67	Greensboro, NC
Feb. 3	at College of Charleston	L	70-77	Charleston, SC
Feb. 5	VMI	W	79-58	Greensboro, NC
Feb. 10	Western Carolina	W	95-81	Greensboro, NC
Feb. 13	at East Tennessee State	L	75-84	Johnson City, TN
Feb. 17	Georgia Southern	L	68-72	Greensboro, NC
Feb. 19	at Appalachian State	W	63-60	Boone, NC
Feb. 24	at Western Carolina	L	58-63	Cullowhee, NC
Mar. 2	vs. Western Carolina (SC)	W	91-69	Greenville, SC
Mar. 3	vs. Davidson (SC)	W	73-68	Greenville, SC
Mar. 4	vs. Chattanooga (SC)	W	67-66	Greenville, SC
Mar. 15	vs. Stanford (NCAA, 2nd)	L	60-89	San Diego, CA

2001-02 (20-11, 11-5)

Date	Opponent	W/L	Score	Location
Nov. 19	at UNC Asheville	W	75-49	Asheville, NC
Nov. 24	at Middle Tennessee	L	58-74	Murfreesboro, TN
Nov. 27	at Elon	W	70-55	Elon, NC
Dec. 1	Saint Peter's	W	77-61	Greensboro, NC
Dec. 5	East Carolina	W	56-54	Greensboro, NC
Dec. 8	Delaware	W	65-50	Greensboro, NC
Dec. 10	at Arkansas	L	74-89	Fayetteville, AR
Dec. 20	Norfolk State	W	84-69	Greensboro, NC
Dec. 22	at New Mexico	L	69-83	Albuquerque, NM
Dec. 29	at Ohio State	L	54-85	Columbus, OH
Jan. 2	at Chattanooga	L	74-77	Chattanooga, TN
Jan. 5	Appalachian State	W	87-63	Greensboro, NC
Jan. 8	at VMI	W	80-74	Lexington, VA
Jan. 12	at Georgia Southern	W	79-67	Statesboro, GA
Jan. 14	East Tennessee State	W	104-92	Greensboro, NC
Jan. 16	North Carolina AT&T	W	85-67	Greensboro, NC
Jan. 19	at Western Carolina	L	77-87	Cullowhee, NC
Jan. 23	Davidson	L	57-58	Greensboro, NC
Jan. 26	at Wofford	W	81-76	Spartanburg, SC
Jan. 28	College of Charleston	W	63-52	Greensboro, NC
Feb. 2	Western Carolina	W	80-75	Greensboro, NC
Feb. 5	at Davidson	L	48-53	Davidson, NC
Feb. 9	The Citadel	W	81-68	Greensboro, NC
Feb. 12	at East Tennessee State	L	76-90	Johnson City, TN
Feb. 16	VMI	W	74-71	Lexington, VA
Feb. 18	at Appalachian State	W	83-68	Boone, NC
Feb. 23	Furman	W	70-67	Greenville, SC
Feb. 28	vs. Wofford (SC)	W	70-41	N. Charleston, SC
Mar. 1	vs. Chattanooga (SC)	W	67-57	N. Charleston, SC
Mar. 2	vs. Davidson (SC)	L	58-68	N. Charleston, SC
Mar. 14	at Memphis (NIT)	L	62-82	Memphis, TN

2002-03 (7-22, 3-13)

Date	Opponent	W/L	Score	Location
Nov. 19	Wagner	W	84-65	Greensboro, NC
Nov. 22	at Kansas (2nd)	L	66-105	Lawrence, KS
Nov. 25	American	W	80-79	Greensboro, NC
Nov. 30	Middle Tennessee	W	70-58	Greensboro, NC
Dec. 3	at Alabama (3rd)	L	61-89	Tuscaloosa, AL
Dec. 7	at West Virginia	L	54-65	Morgantown, WV
Dec. 10	at Syracuse	L	65-92	Syracuse, NY
Dec. 15	Elon	L	57-58	Greensboro, NC
Dec. 19	at Delaware	L	71-74	Newark, DE
Dec. 21	at Norfolk State	L	70-75	Norfolk, VA
Dec. 31	at High Point	L	74-81	High Point, NC
Jan. 4	at East Tennessee State	L	94-96 (ot)	Johnson City, TN
Jan. 7	Chattanooga	L	56-72	Greensboro, NC
Jan. 11	at Appalachian State	L	60-91	Boone, NC
Jan. 13	VMI	W	76-57	Greensboro, NC
Jan. 18	Georgia Southern	L	78-83	Greensboro, NC
Jan. 22	Guilford	W	83-71	Greensboro, NC
Jan. 25	at Davidson	L	72-83	Davidson, NC
Jan. 27	Western Carolina	L	62-63	Greensboro, NC
Feb. 1	Wofford	W	85-79	Greensboro, NC
Feb. 3	at College of Charleston	L	69-71	Charleston, SC
Feb. 8	at Western Carolina	L	63-75	Cullowhee, NC
Feb. 11	Davidson	L	77-84	Greensboro, NC
Feb. 15	at The Citadel	W	67-66	Charleston, SC
Feb. 17	East Tennessee State	L	73-75	Greensboro, NC
Feb. 22	at VMI	L	60-61	Lexington, VA
Feb. 24	at Appalachian State	L	68-71	Greensboro, NC
Feb. 27	at Furman	L	74-78 (ot)	Greenville, SC
Mar. 5	vs. Wofford (SC)	L	73-77	N. Charleston, SC

2003-04 (11-17, 7-9)

Date	Opponent	W/L	Score	Location
Nov. 21	at Indiana	L	64-71	Bloomington, IN
Nov. 25	at Campbell	W	78-66	Buies Creek, NC
Nov. 29	Greensboro College	W	69-41	Greensboro, NC
Dec. 3	Furman	W	73-65	Greensboro, NC
Dec. 6	at American	L	45-65	Washington, DC
Dec. 9	Campbell	W	79-61	Greensboro, NC
Dec. 13	High Point	L	72-85	Greensboro, NC
Dec. 18	at Coastal Carolina	L	72-77	Conway, SC
Dec. 21	at Missouri (10th)	L	98-106	Columbia, MO
Dec. 23	at Maryland (24th)	L	58-85	College Park, MD
Dec. 28	at Villanova	L	63-84	Villanova, PA
Jan. 5	at Chattanooga	L	70-76	Chattanooga, TN
Jan. 10	East Tennessee State	L	68-72	Greensboro, NC
Jan. 13	College of Charleston	L	70-72	Greensboro, NC
Jan. 17	at Appalachian State	W	74-61	Boone, NC
Jan. 19	at Western Carolina	L	69-80	Cullowhee, NC
Jan. 24	The Citadel	W	75-66	Greensboro, NC
Jan. 31	at Davidson	L	69-80	Davidson, NC
Feb. 2	at East Tennessee State	L	65-86	Johnson City, TN
Feb. 7	Elon	W	67-53	Greensboro, NC
Feb. 9	at Wofford	W	85-80	Spartanburg, SC
Feb. 14	Chattanooga	L	74-87	Greensboro, NC
Feb. 17	Appalachian State	L	60-82	Greensboro, NC
Feb. 21	at Georgia Southern	W	80-79	Statesboro, GA
Feb. 23	Western Carolina	W	78-65	Greensboro, NC
Feb. 25	Liberty	W	74-63	Greensboro, NC
Feb. 28	at Elon	L	108-112 (3 ot)	Elon, NC
Mar. 3	vs. Wofford (SC)	L	82-85 (ot)	N. Charleston, SC

2004-05 (18-12, 9-7)

Date	Opponent	W/L	Score	Location
Nov. 19	Montreat	W	98-67	Greensboro, NC
Nov. 23	Coastal Carolina	W	79-73	Greensboro, NC
Nov. 27	at Duke (9th)	L	44-98	Durham, NC
Nov. 30	Bridgewater	W	92-55	Greensboro, NC
Dec. 3	vs. Southern Mississippi (HC)	W	79-78	Iowa City, IA
Dec. 4	at Iowa (HC, 23rd)	L	58-83	Iowa City, IA
Dec. 16	Guilford	W	96-65	Greensboro, NC
Dec. 18	at Liberty	W	74-69	Lynchburg, VA
Dec. 20	William & Mary	W	84-62	Greensboro, NC
Dec. 23	at Wisconsin	L	53-85	Madison, WI
Dec. 29	at Minnesota	L	59-94	Minneapolis, MN
Jan. 5	Wofford	W	61-44	Greensboro, NC
Jan. 8	at Appalachian State	W	84-77	Boone, NC
Jan. 10	at Furman	L	65-82	Greenville, SC
Jan. 15	Western Carolina	W	66-54	Greensboro, NC
Jan. 18	East Tennessee State	W	79-76 (ot)	Greensboro, NC
Jan. 22	at The Citadel	W	78-68	Charleston, SC
Jan. 24	at College of Charleston	L	67-79	Charleston, SC
Jan. 29	Chattanooga	W	62-57	Greensboro, NC
Jan. 31	at Elon	L	50-54	Elon, NC
Feb. 5	Davidson	L	69-78	Greensboro, NC
Feb. 8	Georgia Southern	L	79-85	Greensboro, NC
Feb. 12	at East Tennessee State	L	78-105	Johnson City, TN
Feb. 14	at Chattanooga	L	68-82	Chattanooga, TN
Feb. 19	Appalachian State	W	92-73	Greensboro, NC
Feb. 22	Elon	W	69-60	Greensboro, NC
Feb. 25	at Western Carolina	W	79-76	Cullowhee, NC
Mar. 3	vs. Georgia Southern (SC)	W	73-71	Chattanooga, TN
Mar. 4	vs. Davidson (SC)	W	73-68	Chattanooga, TN
Mar. 5	at Chattanooga (SC)	L	62-66	Chattanooga, TN

SIENA

2005-06 (15-13, 10-8)

Date	Opponent	W/L	Score	Location
Nov. 21	at Penn	L	77-82	Philadelphia, PA
Nov. 25	at Syracuse	L	77-96	Syracuse, NY
Nov. 28	Fordham	W	64-54	Albany, NY
Dec. 1	Holy Cross	W	68-63	Albany, NY
Dec. 3	Albany	W	82-74 (ot)	Albany, NY
Dec. 9	at Niagara	W	76-75	Niagara, NY
Dec. 11	at Canisius	L	50-67	Buffalo, NY
Dec. 23	at Massachusetts	L	69-78	Amherst, MA
Dec. 28	Youngstown	W	75-67	Albany, NY
Jan. 2	at Vermont	W	76-65	Burlington, VT
Jan. 5	at Fairfield	L	79-81	Fairfield, CT
Jan. 7	Rider	W	85-62	Albany, NY
Jan. 13	Marist	L	77-85	Albany, NY
Jan. 15	at Manhattan	L	74-77	Riverdale, NY
Jan. 19	Saint Peter's	W	77-69	Albany, NY
Jan. 22	Canisius	W	76-55	Albany, NY
Jan. 24	Iona	L	78-85	Albany, NY
Jan. 28	at Marist	L	75-82	Poughkeepsie, NY
Jan. 30	Manhattan	L	58-63	Albany, NY
Feb. 2	at Loyola	W	89-83	Baltimore, MD
Feb. 4	at Saint Peter's	L	63-81	Jersey City, NJ
Feb. 7	Fairfield	W	58-47	Albany, NY
Feb. 12	at Rider	W	92-73	Lawrenceville, NJ
Feb. 14	Loyola	W	85-69	Albany, NY
Feb. 18	at Hofstra	L	62-76	Hempstead, NY
Feb. 23	at Iona	W	82-76	New Rochelle, NY
Feb. 25	Niagara	W	98-92 (2 ot)	Albany, NY
Mar. 4	Saint Peter's (MAAC)	L	62-63	Albany, NY

2006-07 (20-12, 12-6)

Date	Opponent	W/L	Score	Location
Nov. 11	at Stanford	L	72-92	Stanford, CA
Nov. 18	at Holy Cross	L	57-65	Worcester, MA
Nov. 22	at Dartmouth	W	83-69	Hanover, NH
Nov. 27	at NJIT	W	64-40	Newark, NJ
Nov. 29	Hofstra	L	80-84	Albany, NY
Dec. 2	Albany	W	76-75 (2 ot)	Albany, NY
Dec. 6	Niagara	W	81-69	Albany, NY
Dec. 9	Rider	W	87-79	Albany, NY
Dec. 23	at Buffalo	L	64-69	Buffalo, NY
Dec. 28	Tennessee State	W	81-69	Albany, NY
Dec. 30	at Maryland	L	75-94	College Park, MD
Jan. 3	at Canisius	W	78-60	Buffalo, NY
Jan. 5	at Niagara	W	92-81	Niagara, NY
Jan. 9	Loyola	L	87-94 (ot)	Albany, NY
Jan. 11	Canisius	W	70-48	Albany, NY
Jan. 15	Marist	L	75-84 (ot)	Albany, NY
Jan. 19	Fairfield	L	67-72	Albany, NY
Jan. 21	at Manhattan	W	80-69	Riverdale, NY
Jan. 23	NJIT	W	87-63	Albany, NY
Jan. 27	at Rider	L	78-84	Lawrenceville, NJ
Jan. 29	at Loyola	L	71-72	Baltimore, MD
Feb. 1	Iona	W	61-60	Albany, NY
Feb. 4	Saint Peter's	W	66-50	Albany, NY
Feb. 9	at Iona	W	71-53	New Rochelle, NY
Feb. 11	at Saint Peter's	W	82-65	Jersey City, NJ
Feb. 14	at Fairfield	W	69-64	Fairfield, CT
Feb. 17	James Madison (BB)	W	77-66	Albany, NY
Feb. 22	Manhattan	W	78-61	Albany, NY
Feb. 24	at Marist	L	88-98 (ot)	Poughkeepsie, NY
Mar. 3	vs. Manhattan (MAAC)	W	75-72	Bridgeport, CT
Mar. 4	vs. Marist (MAAC)	W	86-78	Bridgeport, CT
Mar. 5	vs. Niagara (MAAC)	L	79-83	Bridgeport, CT

2007-08 (23-11, 13-5)

Date	Opponent	W/L	Score	Location
Nov. 9	at James Madison	L	88-100	Harrisonburg, VA
Nov. 12	at Syracuse (NIT)	L	89-97	Syracuse, NY
Nov. 13	Farleigh Dickinson (NIT)	W	88-66	Syracuse, NY
Nov. 17	Stanford (20th)	W	79-67	Albany, NY
Nov. 25	at Cornell	L	77-83	Ithaca, NY
Dec. 1	Albany	W	75-71	Albany, NY
Dec. 7	at Fairfield	W	74-61	Fairfield, CT
Dec. 9	Iona	W	81-76	Albany, NY
Dec. 22	Holy Cross	W	84-77	Albany, NY
Dec. 28	Saint Joseph's	L	68-74	Albany, NY
Dec. 31	Dartmouth	W	89-54	Albany, NY
Jan. 3	at Memphis	L	58-102	Memphis, TN
Jan. 6	Saint Peter's	W	79-56	Albany, NY
Jan. 8	Fairfield	L	52-53	Albany, NY
Jan. 11	at Niagara	W	94-84	Niagara, NY
Jan. 13	at Canisius	W	72-44	Buffalo, NY
Jan. 17	Manhattan	W	69-56	Albany, NY
Jan. 21	Canisius	W	77-49	Albany, NY
Jan. 24	at Loyola	L	56-85	Baltimore, MD
Jan. 27	at Iona	W	64-51	New Rochelle, NY
Feb. 2	Rider	L	75-89	Albany, NY
Feb. 4	Marist	W	76-72	Albany, NY
Feb. 8	at Marist	W	97-88 (ot)	Poughkeepsie, NY
Feb. 10	at Rider	W	80-77	Lawrenceville, NJ
Feb. 16	Loyola	L	76-83	Albany, NY
Feb. 18	at Manhattan	L	72-73	Riverdale, NY
Feb. 23	at Boise State (BB)	W	93-70	Boise, ID
Feb. 29	Niagara	W	94-78	Albany, NY
Mar. 2	at Saint Peter's	W	77-64	Jersey City, NJ
Mar. 8	Manhattan (MAAC)	W	66-58	Albany, NY
Mar. 9	Loyola (MAAC)	W	65-63	Albany, NY
Mar. 10	Rider (MAAC)	W	74-53	Albany, NY
Mar. 21	vs. Vanderbilt (NCAA, 16th)	W	83-62	Tampa, FL
Mar. 23	vs. Villanova (NCAA)	L	72-84	Tampa, FL

2008-09 (27-8, 16-2)

Date	Opponent	W/L	Score	Location
Nov. 17	Boise State	W	82-52	Albany, NY
Nov. 22	Cornell	W	74-56	Albany, NY
Nov. 27	vs. Tennessee (OSC, 12th)	L	64-78	Lake Buena Vista, FL
Nov. 28	vs. Wichita State (OSC)	L	70-72	Lake Buena Vista, FL
Nov. 30	vs. Oklahoma State (OSC)	L	68-77	Lake Buena Vista, FL
Dec. 3	at Loyola	W	75-68	Baltimore, MD
Dec. 6	Albany	W	71-64	Albany, NY
Dec. 9	Marist	W	77-60	Albany, NY
Dec. 17	at Pittsburgh (3rd)	L	66-79	Pittsburgh, PA
Dec. 23	Buffalo	W	71-60	Albany, NY
Dec. 28	at Saint Joseph's	W	75-74	Philadelphia, PA
Dec. 30	at Holy Cross	W	83-71	Worcester, MA
Jan. 1	Fairfield	W	87-81	Albany, NY
Jan. 4	Saint Peter's	W	65-52	Albany, NY
Jan. 6	at Kansas	L	84-91	Lawrence, KS
Jan. 9	Rider	W	91-81	Albany, NY
Jan. 11	at Manhattan	W	68-64	Riverdale, NY
Jan. 15	at Marist	W	91-85 (ot)	Poughkeepsie, NY
Jan. 17	at Fairfield	W	78-62	Fairfield, CT
Jan. 24	Niagara	W	82-65	Albany, NY
Jan. 26	Iona	W	69-68	Albany, NY
Jan. 29	Canisius	W	91-73	Albany, NY
Feb. 2	at Saint Peter's	W	74-63	Jersey City, NJ
Feb. 7	at Rider	L	88-90	Lawrenceville, NJ
Feb. 9	Loyola	W	73-60	Albany, NY
Feb. 12	Manhattan	W	93-69	Albany, NY
Feb. 16	at Iona	W	75-60	New Rochelle, NY
Feb. 21	Northern Iowa (BB)	W	81-75	Albany, NY
Feb. 27	at Niagara	L	85-100	Niagara, NY
Mar. 1	at Canisius	W	78-74	Buffalo, NY
Mar. 7	Canisius (MAAC)	W	77-52	Albany, NY
Mar. 8	Fairfield (MAAC)	W	80-65	Albany, NY
Mar. 9	Niagara (MAAC)	W	77-70	Albany, NY
Mar. 20	vs. Ohio State (NCAA)	W	74-72 (2 ot)	Dayton, OH
Mar. 22	vs. Louisville (NCAA, 1st)	L	72-79	Dayton, OH

2009-10 (27-7, 17-1)

Date	Opponent	W/L	Score	Location
Nov. 13	at Tennessee State	W	85-69	Nashville, TN
Nov. 17	Northeastern	W	59-53	Albany, NY
Nov. 21	at Temple	L	69-73	Philadelphia, PA
Nov. 24	Delaware	W	90-56	Albany, NY
Nov. 27	vs. St. John's (PHC)	L	68-77	Philadelphia, PA
Nov. 28	vs. Brown (PHC)	W	99-79	Philadelphia, PA
Dec. 2	at Georgia Tech (23rd)	L	61-74	Atlanta, GA
Dec. 5	Albany	W	83-54	Albany, NY
Dec. 7	at Iona	W	73-60	New Rochelle, NY
Dec. 12	at UNI	L	65-82	Cedar Falls, IA
Dec. 23	Rider	W	84-62	Albany, NY
Dec. 29	Saint Joseph's	W	92-75	Albany, NY
Dec. 31	Saint Peter's	W	64-53	Albany, NY
Jan. 2	Mount St. Mary's	W	79-76 (ot)	Albany, NY
Jan. 4	at Loyola	W	76-56	Baltimore, MD
Jan. 9	Niagara	W	83-65	Albany, NY
Jan. 11	Canisius	W	82-70	Albany, NY
Jan. 16	at Fairfield	W	81-73	Fairfield, CT
Jan. 18	Manhattan	W	83-68	Albany, NY
Jan. 21	Loyola	W	67-61	Albany, NY
Jan. 24	at Manhattan	W	66-58	Riverdale, NY
Jan. 28	at Saint Peter's	W	66-58	Jersey City, NJ
Jan. 30	at Marist	W	79-60	Poughkeepsie, NY
Feb. 5	Iona	W	88-68	Albany, NY
Feb. 8	Fairfield	W	69-67	Albany, NY
Feb. 12	at Niagara	L	74-87	Niagara, NY
Feb. 14	at Canisius	W	74-57	Buffalo, NY
Feb. 20	at Butler (BB, 20th)	L	53-70	Indianapolis, IN
Feb. 26	at Rider	W	80-54	Lawrenceville, NJ
Feb. 28	Marist	W	76-51	Albany, NY
Mar. 6	Manhattan (MAAC)	W	78-61	Albany, NY
Mar. 7	Rider (MAAC)	W	72-62	Albany, NY
Mar. 8	Fairfield (MAAC)	W	72-65 (ot)	Albany, NY
Mar. 19	vs. Purdue (NCAA, 10th)	L	64-72	Spokane, WA



IOWA

2010-11 (11-20, 4-14)

Date	Opponent	W/L	Score	Location
Nov. 14	South Dakota State	L	69-79	Iowa City, IA
Nov. 16	UL-Monroe	W	68-40	Iowa City, IA
Nov. 19	vs. Xavier (PJ)	L	73-86	St. Thomas, USVI
Nov. 20	vs. Alabama (PJ)	W	55-47	St. Thomas, USVI
Nov. 22	vs. Long Beach State (PJ)	L	72-78	St. Thomas, USVI
Nov. 26	SIU-Edwardsville	W	111-50	Iowa City, IA
Nov. 30	at Wake Forest	L	73-76	Winston-Salem, NC
Dec. 4	Idaho State	W	70-53	Iowa City, IA
Dec. 7	Northern Iowa	W	51-39	Iowa City, IA
Dec. 10	Iowa State	L	72-75	Iowa City, IA
Dec. 18	at Drake	W	59-52	Des Moines, IA
Dec. 21	Louisiana Tech	W	77-58	Iowa City, IA
Dec. 29	Illinois (23rd)	L	77-87	Iowa City, IA
Jan. 4	Ohio State (2nd)	L	68-73	Iowa City, IA
Jan. 9	at Purdue (10th)	L	52-75	West Lafayette, IN
Jan. 12	Northwestern	L	71-90	Iowa City, IA
Jan. 16	at Minnesota (25th)	L	59-69	Minneapolis, MN
Jan. 19	at Ohio State (1st)	L	48-70	Columbus, OH
Jan. 23	Indiana	W	91-77	Iowa City, IA
Jan. 26	at Penn State	L	51-65	State College, PA
Jan. 30	at Michigan	L	73-87	Ann Arbor, MI
Feb. 2	Michigan State	W	72-52	Iowa City, IA
Feb. 5	at Indiana	W	64-63	Bloomington, IN
Feb. 9	Wisconsin (13th)	L	59-62 (ot)	Iowa City, IA
Feb. 13	Minnesota (25th)	L	45-62	Iowa City, IA
Feb. 17	at Northwestern	L	70-73	Evanston, IL
Feb. 19	Michigan	L	72-75 (ot)	Iowa City, IA
Feb. 26	at Illinois	L	68-81	Champaign, IL
Mar. 2	at Michigan State	L	66-85	East Lansing, MI
Mar. 5	Purdue (6th)	W	67-65	Iowa City, IA
Mar. 10	vs. Michigan State (BTT)	L	61-66	Indianapolis, IN

2011-12 (18-17, 8-10)

Date	Opponent	W/L	Score	Location
Nov. 11	Chicago State	W	96-53	Iowa City, IA
Nov. 14	North Carolina A&T	W	95-79	Iowa City, IA
Nov. 17	Northern Illinois	W	88-55	Iowa City, IA
Nov. 20	vs Creighton	L	59-82	Des Moines, IA
Nov. 23	Campbell	L	61-77	Iowa City, IA
Nov. 26	IPFW	W	82-72	Iowa City, IA
Nov. 29	Clemson	L	55-71	Iowa City, IA
Dec. 3	Brown	W	75-54	Iowa City, IA
Dec. 6	at Northern Iowa	L	60-80	Cedar Falls, IA
Dec. 9	at Iowa State	L	76-86	Ames, IA
Dec. 17	Drake	W	82-68	Iowa City, IA
Dec. 19	Central Arkansas	W	105-64	Iowa City, IA
Dec. 22	Boise State	W	81-72	Iowa City, IA
Dec. 28	Purdue	L	76-79	Iowa City, IA
Dec. 31	at Wisconsin (11th)	W	72-65	Madison, WI
Jan. 4	at Minnesota	W	64-62	Iowa City, IA
Jan. 7	Ohio State (6th)	L	47-76	Iowa City, IA
Jan. 10	at Michigan State (10th)	L	61-95	East Lansing, MI
Jan. 14	Michigan (13th)	W	75-59	Iowa City, IA
Jan. 17	at Purdue	L	68-75	West Lafayette, IN
Jan. 26	Nebraska	L	73-79	Iowa City, IA
Jan. 29	at Indiana (16th)	L	89-103	Bloomington, IN
Feb. 1	Minnesota	W	63-59	Iowa City, IA
Feb. 4	Penn State	W	77-64	Iowa City, IA
Feb. 9	at Northwestern	L	64-83	Evanston, IL
Feb. 16	at Penn State	L	64-69	University Park, PA
Feb. 19	Indiana (18th)	W	78-66	Iowa City, IA
Feb. 23	Wisconsin (15th)	W	67-66	Iowa City, IA
Feb. 26	at Illinois	L	54-65	Champaign, IL
Feb. 29	at Nebraska	W	62-53	Lincoln, NE
Mar. 3	Northwestern	L	66-70	Iowa City, IA
Mar. 8	vs Illinois	W	64-61	Iowa City, IA
Mar. 9	vs Michigan State (8th)	L	75-92	Iowa City, IA
Mar. 13	Dayton	W	84-75	Iowa City, IA
Mar. 18	at Oregon	L	97-108	Eugene, OR

- BB -- Bracket Buster
- BTT -- Big Ten Tournament
- CC -- Cornhusker Classic
- HC -- Hawkeye Classic
- ECCT -- East Coast Conference Tournament
- MAAC -- Metro Atlantic Athletic Conference Tournament
- MC -- Mutual Classic
- NCAA -- NCAA Tournament
- NIT -- National Invitational Tournament
- PHC -- Philly Hoops Classic
- PJ -- Paradise Jam
- OSC -- Old Spice Classic
- SC -- Southern Conference Tournament
- WLKF -- WLKF Classic

Note: Number in parenthesis following opponent is national ranking

Kirk Speraw is in his third year as an assistant coach at Iowa. Speraw, who has over three decades of coaching experience, assists in all aspects of the program including recruiting, opponent scouting, practices, player development and game preparation.



Speraw has helped revitalize the Iowa basketball program the last two seasons. Not only has the attendance at Carver-Hawkeye Arena increased by more than 20 percent, but Speraw and the Hawkeye coaching staff guided the team to the 2012 National Invitation Tournament and the program's first postseason victory since 2003. Additionally, the coaching staff led Iowa to four wins over top 25 teams a year ago, something only three other Big Ten teams accomplished.

He helped coach the Hawkeyes to 18 wins in 2012, which was seven more victories than the previous season, which ties for the fourth-best turnaround, after the second year, of a new coaching staff in Iowa men's basketball history. The seven-win turnaround was the third-best in the Big Ten in 2012. Furthermore, Speraw helped coach the Hawkeyes to four more Big Ten victories in 2012 than a year ago, which is the best improvement for an Iowa team since 1994 to 1995.

Speraw helped mentor Melsahn Basabe, Bryce Cartwright, Matt Gatens and Aaron White to all-Big Ten status the past two seasons.

Speraw, who is a Sioux City, Iowa, native was a Hawkeye letterman who played for head coach Lute Olson. He was a member of the 1978-79 squad that won 20 contests and a Big Ten title. As a senior, he was named the team's most inspirational player.

As both an assistant and head coach, Speraw has mentored dozens of players who have played professionally, including Hawkeyes Ronnie Lester, Steve Kraficis, Vince Brookins, Steve Waite, Kenny Arnold, Kevin Boyle, Mark Gannon and Bobby Hansen.

Speraw began his coaching career with the Hawkeyes, serving as a graduate assistant with Iowa's 1979-80 team that advanced to the Final Four. The Hawkeyes went 23-8 that season. Speraw then moved to Denver University, where he was an assistant coach and recruiting coordinator for two years (1980-82).

Speraw joined the Hawkeyes after serving 17 years as head coach at the University of Central Florida (1993-2010). During his tenure, 18 of his players received all-league honors, including four first team honorees. Additionally, since the start of the 1993-94 season, 54 of Speraw's UCF student-athletes earned academic all-conference recognition.

His tenure included four NCAA Tournament berths (1994, '96, '04 and '05). In 2006-07, he was recognized as Conference USA Coach of the Year after guiding the Knights to 22 victories and a second place league finish. His most successful season at UCF was in 2003-04, when the Knights finished 25-6, received votes in the top 25 and won the Atlantic Sun championship, earning an automatic bid to the NCAA Tournament.

Prior to his head coaching job at UCF, he served as an assistant coach at the University of Florida for three seasons (1990-93) under Head Coach Lon Kruger. While on the Florida staff, the Gators participated in two NIT's, including advancing to the semifinals in 1992.

Prior to his three years in Gainesville, Speraw was the head coach at Pensacola Junior College (PJC) from 1987-90. At PJC, he led the Pirates to an 82-21 record and three consecutive Panhandle Conference titles. His 1989-90 team won 31 games and finished fifth nationally. The team's success that year earned Speraw national recognition. He was tabbed the NABC/Kodak National Junior College Coach of the Year, as well as the state's Coach of the Year.

Speraw also had a coaching stop at Florida Southern, serving as an assistant from 1982-87. The Moccasins posted a 100-46 record and made four appearances in the Division II NCAA Tournament, including a third-place finish in 1986.

Speraw and his wife, Tracy (an Iowa City native), have two sons, Drew and Dustin, and two daughters, Brooke and Bailey. Drew played for his dad at UCF for four years and is currently the video coordinator for the Kansas State men's basketball team.



Sherman Dillard is in his third year with the University of Iowa men's basketball staff bringing a wealth of expertise on and off the court.

Dillard has helped revitalize the Iowa basketball program the last two seasons. Not only has the attendance at Carver-Hawkeye Arena increased by more than 20 percent, but Dillard and the Hawkeye coaching staff guided the team to the 2012 National Invitation Tournament and the program's first postseason victory since 2003. Additionally, the coaching staff led Iowa to four wins over top 25 teams a year ago, something only three other Big Ten teams accomplished.

He helped coach the Hawkeyes to 18 wins in 2012, which was seven more victories than the previous season, which ties for the fourth-best turnaround, after the second year, of a new coaching staff in Iowa men's basketball history. The seven-win turnaround was the third-best in the Big Ten in 2012. Furthermore, Dillard helped coach the Hawkeyes to four more Big Ten victories in 2012 than a year ago, which is the best improvement for an Iowa team since 1994 to 1995.

Dillard helped mentor Melsahn Basabe, Bryce Cartwright, Matt Gatens and Aaron White to all-Big Ten status the past two seasons.

Dillard has nearly three decades of coaching experience, serving as a college assistant or head coach for 27 years. He spent his first 15 years as an assistant coach at three institutions. Dillard began his coaching career under Head Coach Lefty Driesell at Maryland. From 1979-85, he helped coach the Terrapins to four 20-plus win seasons and six postseason appearances, including five NCAA Tournament berths. The 1980, 1984 and 1985 squads reached the Sweet 16, while the 1984 team won the ACC Tournament.

He then spent three years at California (1985-88) under Lou Campanelli, who was his collegiate coach at James Madison. The Bears posted two third-place Pac-10 finishes and two NIT appearances during his tenure in Berkeley. After three seasons at California, he returned to the ACC and Georgia Tech for six seasons (1988-94). While in Atlanta, he helped Head Coach Bobby Cremins lead the Yellow Jackets to six winning seasons and postseason appearances. Georgia Tech played in five NCAA Tournaments, including the Final Four in 1990 and Sweet 16 in 1992.

Dillard received his first head coaching opportunity at Indiana State of the Missouri Valley Conference (1994-97). During his three seasons in Terre Haute, the Sycamores improved each



season and posted a 29-52 record. He then left Indiana State to return to his alma mater. He replaced Driesell, who served as head coach the previous nine seasons (1988-97). Dillard was the Dukes' head coach for seven years (1997-2004). He posted a 93-106 record, sharing a league title and recording three first-division finishes in the Colonial Athletic Association (CAA). During his tenure, he earned CAA Coach of the Year and NABC District Coach of the Year laurels. His 10-year head coaching record stands at 122-158.

Dillard, a three-time academic all-American and four-time honorable mention all-American by the Associated Press, played guard at James Madison (1973-78). He led the Dukes in scoring in each of his four years (missed 1976-77 with an injury) and was the team's top rebounder as a freshman. Dillard is the second-leading scorer (2,065 points) in James Madison history, and his academic excellence merited him an NCAA post-graduate scholarship. After his collegiate career, he was drafted by the Indiana Pacers in the 1978 NBA Draft. Additionally, Dillard was honored as a CAA "Legend" in 2009.

Dillard worked as a basketball marketing representative for Nike for six years (2004-10). He served as Global Camp Director, responsible for administrative and operational facets of a series of highly acclaimed camps and academies sponsored by Nike. Those camps included the Nike All-America Camp and select skills academies hosted by NBA stars such as Kobe Bryant, Steve Nash, Vince Carter, Amaré Stoudemire and LeBron James (until January, 2009).

Dillard is a 1978 magna cum laude James Madison graduate earning a bachelor's degree in physical education and minor in business, and is a member of the school's sports hall of fame.

Dillard and his wife Dena have two sons, Ben (19) and Langston (17). His son Ben is a sophomore on the UALR basketball team.



Andrew Francis is in his third year as an assistant coach with the Hawkeyes and sixth season on head coach Fran McCaffery's staff. He was the first hire for McCaffery at Iowa, joining the staff on April 8, 2010.



Francis has helped rejuvenate the Iowa basketball program since arriving at Iowa in 2010. Not only has the attendance at Carver-Hawkeye Arena increased by more than 20 percent, but Francis and the Hawkeye coaching staff guided the team to the 2012 National Invitation Tournament and the program's first postseason victory since 2003. Additionally, the coaching staff led Iowa to four wins over top 25 teams a year ago, something only three other Big Ten teams accomplished.

He helped coach the Hawkeyes to 18 wins in 2012, which was seven more victories than the previous season, which ties for the fourth-best turnaround, after the second year, of a new coaching staff in Iowa men's basketball history. The seven-win turnaround was the third-best in the Big Ten in 2012. Furthermore, Francis helped coach the Hawkeyes to four more Big Ten victories in 2012 than a year ago, which is the best improvement for an Iowa team since 1994 to 1995.

Francis helped mentor Mel-sahn Basabe, Bryce Cartwright, Matt Gatens and Aaron White to all-Big Ten status the past two seasons.

Francis served three years on McCaffery's staff as an assistant coach at Siena (2007-10). While at Siena, Francis assisted in all aspects of the program, including recruiting, player development and scouting. He helped guide Siena to three straight conference titles and NCAA Tournament berths, and four consecutive 20-plus win seasons. Francis helped coach six all-conference student-athletes, two Player of the Year honorees and the league's Sixth Man of the Year.

He arrived at the Siena program after a two year stint at Villanova University, where he served as an administrative assistant and video coordinator on Jay Wright's staff.

A Brooklyn, NY, native, Francis joined Villanova's staff in August, 2005. He assisted the program in a variety of roles while directing the video operations of the basketball office.

Francis is a 1992 graduate of Brooklyn's Abraham Lincoln High School. He played basketball at Fulton Montgomery Community College in Johnstown, NY, before completing his college career under Coach Sidney Green at Long Island University-Southampton. Francis graduated in 1998 with a degree in marketing and management.

After a knee injury ended his professional playing career, Francis became a volunteer assistant coach at Concordia College. From 2003-05, he served as the head women's coach at Mt. St. Vincent College, compiling a 26-27 record. In addition, he served as a volunteer assistant coach for the Westchester Wildfire of the United States Basketball League.



A longtime member of the athletic department and the Iowa basketball staff, Jerry Strom is in his 32nd season as a member of the University of Iowa basketball staff.

Strom joined the Iowa staff in 1981 as a graduate assistant coach under Lute Olson. He served in that capacity for two years prior to being promoted to his basketball administrative position in 1983.



Strom works closely with the Hawkeye basketball staff, helping to coordinate and carry out the day-to-day activities of the basketball program. Strom helped implement and was tournament director for Iowa's Hawkeye Challenge for 26 years, and for six years did color commentary with Jim Zabel for Iowa basketball on the Palmer Radio Network.

When Strom first joined the Iowa staff he implemented the school's first Iowa Basketball Coaches Clinic, as well as bringing in and directing the 1988 national 19-and-under AAU Tournament, held in Iowa City. He has been a member of six basketball staffs that have competed in 24 NCAA and NIT tournaments.

Strom has served on the Iowa athletic department's Student Athlete Assistance Program. He is a 34-year member of the National Association of Basketball Coaches (NABC) and has served on a number of NABC committees.

Strom came to Iowa from Monmouth College, where he was assistant to the athletic director, as well as assistant basketball and baseball coach from 1979-81. The 1979 Monmouth baseball squad competed in the NCAA Division III College World Series and the Monmouth basketball team won the Midwest Conference basketball championship.

Strom was athletic director, head basketball and track coach at Martin Luther King High School in New York City for four years. His 1976 King squad won the New York City Thru-way City League championship and his track squads were three-time League city champions.

Strom graduated from Fontanelle (IA) High School, where he earned all-state honors in basketball, football and baseball, as well as being selected to Iowa Boys State. He attended Concordia (NE) College, where he played basketball, baseball and golf. Jerry earned his master's degree (athletic administration) from Western Illinois in 1980 and worked towards his doctoral degree at Iowa.

Jerry was born March 1, 1953. He and his wife, Melody, have a daughter (Jessica, 25) and a son (Justin, 24).

VIDEO COORDINATOR

AL SEIBERT

Al Seibert is in his second season as the University of Iowa's video coordinator.

Seibert has 18 years of coaching experience, having most recently served as the head coach at the University of New Haven in West Haven, Conn., from 2005-10.

He was at the University of Hartford for five seasons, four as an assistant (2000-04) and one as associate head coach (2004-05). Seibert was the top assistant in 2002 when Hartford posted the second-best Division I turnaround. He also helped coach the Hawks to a top three finish in the America East Conference from 2002-04.

Seibert was also an assistant coach at Western Kentucky (1994-98). He helped coach the 1995 Western Kentucky team to the second round of the NCAA Tournament, a final ranking of No. 18 in the country and a 27-4 overall record, which was second only to national champion UCLA.



Other stops include one season as a volunteer assistant coach at Duquesne (1992-93) and working as a basketball administrative assistant at Pittsburgh (1993-94).

Seibert has worked individually with a number of athletes drafted in the NBA. In 1993, he worked with Derrick Alston (Duquesne University), who was a second round draft pick of the Philadelphia 76ers. The following spring, Seibert worked with Erik Mobley (University of Pittsburgh), who was the 16th overall selection of the Milwaukee Bucks in the 1994 NBA Draft. In 1996, he worked with Ben Davis (University of Arizona), who was a second round pick of the Phoenix Suns. Seibert also worked individually with Lee Nailon (TCU) in 1998-99, who was a second round selection by Charlotte.

Seibert worked as a college basketball recruiting expert for Insiders Report from 1998-2000.

He played collegiately at Frederick Community College (Md.) from 1981-83.

A native of Pittsburgh, Pa., Seibert earned his Bachelor of Arts degree in political science from Fredonia State University (N.Y.) in 1985.

Seibert has a daughter, Katie (14), who lives in Ohio.

**ADMINISTRATIVE ASSISTANT/
ASST. VIDEO COORDINATOR**
ROBBIE LEHMAN

Robbie Lehman is in his first season on the Iowa basketball staff as an assistant video coordinator and administrative assistant.

Lehman joins the Hawkeyes after spending the 2011-12 season as the video coordinator and operations assistant for the Rio Grande Valley Vipers of the NBA Development League, affiliate team of the Houston Rockets, in McAllen, Texas. With the Vipers, he also served as color analyst for all RGV home games on local radio and live video stream on NBA.com.

Before working for RGV, Lehman was a player development intern at IMPACT Basketball Academy where he helped train NBA players such as Rudy Gay, OJ Mayo, John Wall and Chauncey Billups, among many others. In addition, he assisted in coaching the Academy's high school and postgraduate teams, as well as videotaping games for both squads.



Lehman played two seasons at Division III Simpson College in Indianola, Iowa, before transferring to the University of Iowa, where he interned in the sports information department and was involved with the athletic video production department as a student assistant. There he helped produce the coaches television shows for men's basketball and football. As a student at Iowa, Lehman was also a part of the Big Ten Network's Student-U productions, helping to produce live Hawkeye athletic events through BTN.com. In the summer of 2010, Lehman was a color analyst for Prime Time League basketball on KRUI radio in Iowa City.

Lehman is an Iowa City native, graduating from the University of Iowa with a degree in journalism and mass communication, and a minor in sports studies in 2011.

As a high school senior in 2006, he was a co-captain for Iowa City High School along with recent Hawkeye basketball graduate Matt Gatens.

Lehman's grandfather, Bob Schulz played for Iowa from 1945-50. He was part of the Hawkeyes' Big Ten championship team in 1945 and was a second team All-Big Ten guard in 1948.

TRAVEL COORDINATOR**JOHN STREIF**

John Streif serves as the travel coordinator at the University of Iowa.

Streif served as the team's assistant athletic trainer for 40 years before focusing solely on the team's travel arrangements beginning in 2012. He joined the training staff in 1972 and assumed the position of travel coordinator in 1980. Streif also serves as a member of Iowa's Athlete Assistance Program.

A native of Manchester, Iowa, Streif joined the Iowa staff after serving as assistant athletic trainer at West Point Military Academy from 1970-72. Streif also served three summers as assistant athletic trainer at the Detroit Lions preseason camps.

Streif was recognized in June, 2001 with the Athletic Training Service award and in 2000 received his 25-years of service award. He received the Hall of Honor Award from the Iowa Athletic Trainers Society in 2008.

Streif was honored in May, 2010 with the first PRO-CATS Quality of Life Award, presented by the College Athletic Trainers Society at the annual national convention.

Streif received the University of Iowa Hospitals and Clinics Above and Beyond the Call of Duty Recognition Award in January, 2007 and the David J. Skorton Staff Excellence Award for Public Service in July, 2006. John also received the 2009 Honorable Mention Award: Educator of Character, from Character Counts in Iowa.



Former Iowa basketball letterman Ronnie Lester donated \$100,000 to the UI Foundation to support the Carver-Hawkeye Arena Enhancements Campaign. Lester has requested to have the athletic training facilities within the renovated Carver-Hawkeye Arena named in honor of John Streif.

Streif was honored in 1994 with the development of the John Streif Endowed Scholarship, a scholarship that was established by former Iowa basketball players. The 1997 Iowa basketball team voted Streif co-winner of the annual Chris Street Award.

Coach Kirk Ferentz and the Hawkeye football team presented Streif with the game ball following Iowa's 19-16 win over Texas Tech in the 2001 Alamo Bowl. He was also presented the Bump Elliott Appreciation Award by the 2003 Hawkeye football team.

Streif served as the men's basketball trainer at the 1987 Pan American Games and has served in numerous USOC athletic training assignments.

Streif traveled to Europe during the summer of 1993 and South America in 1994 with the Big Ten men's basketball all-star teams. In addition, John has coordinated several overseas tours for the Iowa basketball program and hosted overseas alumni tours for the University of Iowa Alumni Association.

He served as travel coordinator and trainer for the People-to-People Sports basketball team, which toured overseas in 1995 and 1996, and in 1997 he assisted a team of current and former Iowa basketball players on a six-game overseas tour.


John holds certification from the National Athletic Trainers Association, Inc. and is a member of the Iowa Athletic Trainers Society and the College Athletic Trainers Society.

Streif earned his bachelor's degree in therapeutic recreation from Iowa in 1970.

ASSISTANT ATHLETIC TRAINER**BRAD FLOY**

Brad Floy is in his first season as the University of Iowa men's basketball athletic trainer.

Prior to being named to this position, Floy served as Assistant Athletic Trainer and Lecturer in the Department of Kinesiology at Fresno State from 2008-12. He was responsible for the care and prevention of injuries as they relate to the Bulldog men's basketball and tennis programs.



A native of Clear Lake, Iowa, Floy spent the previous six years as a graduate assistant with the Hawkeye men's basketball team while earning his Bachelor's of Science and Master's of Science. He recently earned his Ph. D. in exercise science from Iowa in 2012.

He specializes in lower extremity injuries, bio mechanics and motor control of walking.

During Floy's tenure in Iowa City, the Hawkeyes achieved excellence at the highest level as regular postseason contenders. In 2006, the Hawkeyes won the Big Ten Tournament championship and earned a number-three seed in the NCAA Tournament. As a No. 10 seed, Iowa also made the NCAA Tournament in 2005 after going to three straight postseason NIT tournaments from 2002-2004.

The 32-year-old Floy is married to Erin Floy, who works as a physical therapist.

Serving the needs of Iowa basketball and all the Hawkeye teams since 1975, the UI Sports Medicine team helps athletes and active people of all ages and skill levels heal from injuries and train for better performance, as well as oversee their regular health care needs. Linking experts from across the University, including specialists in orthopaedics, athletic training, rehabilitation, and primary care, UI Sports Medicine provides the full spectrum of care for everyone from the active child to the veteran weekend warrior, from the beginner to the professional athlete. UI Sports medicine is now located in a new clinic that opened a year ago at the Institute of Orthopaedics, Sports Medicine, and Rehabilitation, and consolidates the expertise offered by different specialties and brings them at one convenient location.

Backed by the Department of Orthopaedics and Rehabilitation, which is ranked among US News World Report magazine's top orthopaedic departments in the United States, the UI Sports Medicine team is dedicated to improving the understanding, prevention, treatment, and rehabilitation of patients with sports- and activity-related injuries. Orthopaedic surgeon Ned Amendola, M.D., director of UI Sports Medicine Center and of Student Health Athletic Services, said the sports medicine team's overall success depends on the following principles:

- Ensuring the best possible overall long-term health of athletes
- Injury prevention
- Efficient personalized treatment and rehabilitation following injury
- Clear communication between the physician, athlete, training staff, parents, and coaches to ensure the best possible recovery with minimal delay

Here is a closer look at the members of Hawkeye men's basketball's health care team:

BRIAN WOLF, MD, M.S.



Dr. Wolf is the head team physician for the men's and women's basketball teams.

Brian Wolf was born in Davenport, Iowa, and graduated from Alleman High School in Rock Island, Ill. He received his undergraduate degree from Loyola University in Chicago, where he was a four-year scholarship member of their Division I basketball team. He received his medical degree from Loyola University's Stritch School of Medicine in 1997, and completed his orthopaedic residency at UI Hospitals and Clinics in 2002.

From 2002 to 2003, he completed a fellowship in sports medicine and shoulder surgery at the Hospital for Special Surgery in New York City, where he also served as an associate team physician for St. John's University athletics. Upon returning to Iowa, Dr. Wolf completed a Master's degree in clinical research in the University of Iowa's College of Public Health. He is a Fellow of the American Academy of Orthopaedic Surgeons, and a member of the American Orthopaedic Society for Sports Medicine, the Arthroscopy Association of North America, the Mid-America Orthopaedic Association, the Iowa Orthopaedic Society and the Alpha Omega Alpha medical honor society.

Dr. Wolf, now an assistant professor in the UI Department of Orthopaedics and Rehabilitation, began work with the sports medicine service and the Hawkeye basketball team in August 2003. He is also the head team physician for UI baseball, softball, tennis, swimming, gymnastics, and rowing. He has a special interest in shoulder, knee, and elbow injuries.

Dr. Wolf and his wife Laura have two sons, Jack (12) and B.J. (10), and a daughter Lucy (7).

GEORGE PHILLIPS, MD



George Phillips was born in Sumter, SC, and graduated from Irmo High School in Columbia, SC. He received his undergraduate degree from Duke University, his medical degree from the University of South Carolina School of Medicine in 1998 and completed his residency at the University of Kentucky Children's Hospital in 2001. He then completed a fellowship in primary care sports medicine at the University of Kentucky in 2002, where he also served as a team physician for women's basketball, men's and women's soccer, women's volleyball, and women's gymnastics. He is board certified by the American Board of Pediatrics, and holds a Certificate of Added Qualifications in Sports Medicine.

Dr. Phillips is a fellow of the American Academy of Pediatrics and the current President for its Iowa Chapter. He is also a member of the American College of Sports Medicine, American Medical Society for Sports Medicine, and the Iowa Medical Society Committee on Sports Medicine.

An associate professor in the UI Department of Pediatrics, Dr. Phillips' clinical interests include sports medicine, post-concussion syndrome, and nutritional supplements/ergogenic aids. Dr. Phillips also holds a secondary appointment in the UI College of Public Health, where he works with a team of researchers investigating the epidemiology of sports injuries that result in hospitalization. He joined the medical staff for the Hawkeye men's basketball team in July 2003.

Dr. Phillips and his wife, Robin, have a son Carter (9), and daughters Kelsey (7) and Allison (3).



Iowa Basketball Support Staff

Back Row (l-r): Video Intern Andrew Munson from Sioux City, Iowa. 2012-13 Basketball Managers Jordan Decker from Dubuque, Iowa; Dillon O’Connell from Maquoketa, Iowa; Patrick Doherty from Bloomington, Ill. Front Row (l-r): Benjamin Grimley from Naperville, Ill.; Head Manager Tom O’Connor from Crystal Lake, Ill.; Evan Hammes from Keota, Iowa.



Shelly Deusch
Secretary



Pam Culver
Secretary



Mike Moriarity
Director, Video Productions



Jerry Palmer
Asst. Video Productions



Peggy Jenn
Equipment Manager



Troy Wulf
Academic Coordinator




Bill Maxwell
Strength Training



Greg Bender
Athletic Training

*****25 - - Eric May**

Guard
6-5, 219, Senior
Dubuque, Iowa
Wahlert HS



Hawk Items - - Ranks seventh in Iowa freshman history in single-season blocks (26) and fourth in 3-pointers made (41)... enters his senior season with 28 career games scoring in double figures... two-time Academic All-Big Ten selection.

2011-12 Honors - - Academic All-Big Ten Conference honoree... **2011-12** - - Team co-captain... competed in 33 games with 21 starts... averaged 4.3 points, 2.4 rebounds and 1.0 assists... did not play in Iowa's home games versus Minnesota (Feb. 1) and #18 Indiana (Feb. 19) due to an injured back... grabbed five or more rebounds in five Big Ten contests... dished out a game and career-high five assists in win over Chicago State... matched a career best with 20 points on 8-12 shooting from the field, including 3-4 from 3-point range and 1-3 from the foul line, and also pulled down a season-high nine rebounds in win over NC A&T... tallied 14 points and had four assists in win over Northern Illinois... controlled a team-high six rebounds vs. Creighton... recorded 10 points at UNI, hitting 5-of-11 field goals... notched 10 points and a game-high three steals in win over Central Arkansas... went 4-4 from the line against Purdue to equal his career best free throws made... scored all nine of his points and cleared all six of his rebounds in the second half at home game vs. Purdue... led Iowa in scoring (9) and rebounding (6) for the first time in his career vs. #6 Ohio State... had a team-high seven rebounds in win over #13 Michigan... letterwinner.

2010-11 Honors - - Academic All-Big Ten Conference honoree... **2010-11** - - Competed in all 30 games with 25 starts... missed only one game, Iowa's home game vs. #2 Ohio State due to a groin injury... had two highlight reel half court alley oop dunks in win at Indiana (Feb. 5)... came off the bench in Iowa's last five games... tied for first in team steals (38) and ranked fifth in scoring (7.8)... ranked sixth in the Big Ten in steals (1.27)... reached double digits in scoring 13 times... posted a career-high 20 points in season opener vs. South Dakota State... recorded nine points, six rebounds and three steals in win over UL Monroe... reached double digits in scoring in each of Iowa's games at the Paradise Jam, tallying 11 vs. Xavier, 12 vs. Alabama and 15 vs. Long Beach State... made 75% (6-8) of his 3-point attempts in three games at Paradise Jam... collected a game-high seven steals in victory over SIU-Edwardsville, which ties for the fourth most in a single-game in Iowa history; the seven thefts are the most by a Big Ten player in 2011... posted a game-high six steals and a team-high 17 points at Wake Forest... posted 16 points, three rebounds, two assists and two steals at #25 Minnesota... letterwinner.

2009-10 Honors - - Named to Big Ten Conference all-Freshman team... 2009-10 - - Saw action in all 32 games with 23 starts... started 22 of the last 24 contests, including the last 19... all-Big Ten Freshman team honoree by the Big Ten Conference and *Sporting News*... ranked first in team blocks (26) and steals (34), third in rebounds (4.6) and 3-pointers (41), and fourth in scoring (9.0)... became the first Hawkeye freshman to lead team in blocks since Ryan Bowen in 1995... amongst Big Ten freshmen, ranked first in blocks and steals, second in rebounding and fourth in scoring... led or shared team-high honors in blocks 15 times, steals 14 times, rebounding six times,

scoring five times and assists four times... ranked ninth in Big Ten blocks, first among freshmen... tallied first career trey against Bowling Green, going 4-4 from long distance and recording a game-high 16 points... recorded first career double-double in first career start vs. Prairie View A&M, scoring 14 points and grabbing 11 rebounds... registered career-highs in assists (4) and steals (3) in win over Tennessee State, while adding seven points and five rebounds... netted a team-high 16 points, bolstered by 4-7 from 3-point range, at #13 Ohio State... played a career-high 43 minutes in overtime loss to Michigan... letterwinner.

High school - - Earned first team all-state and all-conference honors in Class 3-A as a junior and senior... Iowa Basketball Coaches Association (IBCA) Class 3-A Player of the Year... 2009 IBCA All-Star selection and Tournament MVP... career and single-game scoring leader at Wahlert... averaged 24.3 points and 9.1 rebounds as Wahlert posted an 18-7 record his senior campaign... led prep team to return trip to the state tournament before loss in the quarter-finals by eventual state runner-up... also averaged 2.9 assists, 1.9 steals and 1.5 blocked shots as a senior, while shooting 57.2% from the field, 36.8% from three-point range and 72% from the free throw line... averaged 18.5 points, 6.5 rebounds, three assists and 2.5 steals as a junior as team posted a 24-3 record... led prep team to the 2008 Class 3-A state championship, hitting a 35-foot shot at the buzzer to lift team to a 70-67 win... averaged 18.7 points and 4.3 rebounds, shooting 50% from 3-point range and 87.5% from the free throw line, in three games at the state tournament, where he was named captain of the all-tournament team... starter on basketball team as a sophomore, averaging 14 points and 7.2 rebounds as team posted a 16-7 overall record... earned first team all-conference recognition as one of the top prep quarterbacks in the state as a senior.

Personal - - Born 8/1/90... accounting major... parents are Bill and Karen May... Eagle Excellence, US Marine Corp Athletic Excellence Presidents Academic Excellence and Gailen P. Thomas Memorial awards... high school coach was Tom English.

MAY'S FAVORITES

- Movie:** *Happy Gilmore*
- TV Show:** *Entourage*
- College Basketball Broadcaster/Analyst:** Billy Packer
- Pro Team:** Green Bay Packers
- Snack:** PB&J
- Restaurant:** Graze
- Web Site:** hulu.com
- Band/Musician:** Eric Church
- Hobbies:** Fishing, Amusement Parks, Golfing
- Technological Gadget:** Laptop
- Celebrity:** Charles Barkley

CAREER BESTS

- Points:** 20, 2x, last vs. North Carolina A&T, 11/14/11
- Rebounds:** 11 vs. Prairie View A&M, 12/5/09
- FGM:** 8, 2x, last at Wake Forest, 11/30/10
- FGA:** 16 vs. South Dakota State, 11/14/10
- 3-pt FG:** 5 vs. Ohio State, 1/27/10
- 3-pt FGA:** 10 vs. Ohio State, 1/27/10
- FTM:** 4, 3x, last vs. Purdue, 12/28/11
- FTA:** 8 vs. Illinois, 12/29/10
- Assists:** 5 vs. Chicago State, 11/11/11
- Steals:** 7 vs. SIU-Edwardsville, 11/26/10
- Blocks:** 3, 3x, last at Michigan, 1/30/10
- Minutes:** 43 vs. Michigan, 2/16/10

CAREER STATISTICS

YEAR	G/GS	FG-A	PCT	3-PT	PCT	FT-A	PCT	O-D-RB	AVG	PF-DI	AS	TO	BK	ST	PTS	AVG
Fresh.	32/23	104-259	.402	41-143	.287	38-57	.667	39-108-147	4.6	74-1	44	59	26	34	287	9.0
Soph.	30/25	88-204	.423	26-66	.394	32-53	.604	29-59-88	2.9	41-1	38	60	9	38	234	7.8
Junior	33/21	56-146	.384	14-41	.341	15-24	.625	26-53-79	2.4	44-1	33	31	7	21	141	4.3
Career	95/69	248-613	.405	81-250	.324	85-134	.634	94-220-314	3.3	159-3	115	150	42	93	662	7.0

****1 - - Melsahn Basabe**

Forward

6-7, 221, Junior

Glen Cove, New York

St. Mark's School



Hawk Items - - Invited to the USA Basketball U19 Training Camp in the summer of 2011... scored in double figures 30 career times... has nine career double-doubles... career 55-percent shooter from the field... became the first Big Ten player in over 15 years to post at least 20 points, 10 rebounds and 5 blocks in a game when he was credited with 22 points, 13 rebounds and 6 blocks vs. #2 Ohio State on Jan. 4, 2011... only Hawkeye freshmen to ever amass over 340 points, 200 rebounds and 40 blocks and first Iowa player to accomplish the feat since Ryan Bowen totaled 447 points, 271 rebounds and 41 blocks as a senior in 1997-98... his 210 rebounds in 2011 are the most ever for an Iowa rookie, while his 41 blocks and 57% field goal percentage both rank third best.

2011-12 - - Played in all 35 games, including 21 starts... blocked the most shots on the team (36), shot at the best percentage (.524, 109-of-208), ranked second in rebounding (4.8) and fourth in scoring (8.2)... scored in double figures 13 times... notched three double-doubles (NC A&T, Brown and Boise State)... blocked 15 shots the last seven games (2.1 avg.)... ranked seventh in Big Ten blocked shots, in conference games only (1.1)... Iowa was 7-3 when Basabe scored 14 points or more... tallied 14 points and grabbed five rebounds in win over Chicago State... posted his first double-double of the season totaling 15 points and 10 rebounds in win over NC A&T... registered a double-double with team highs in points (14) and rebounding (10) in victory over Brown... scored a season-best 18 points at Iowa State and grabbed a game-high nine rebounds... netted 14 points and nine rebounds, and equaled a career-best with two steals in the win over Central Arkansas in just 13 minutes of action... recorded third double-double of the season in win over Boise State, tallying a game-high 11 boards to go along with 14 points and a season-high four blocks... scored 14 points on 6-8 shooting from the field and 2-3 from the free throw line, and grabbed a team-best eight rebounds in home game vs. Purdue... netted 14 points, corralled nine rebounds and equaled a personal best with two steals in win at #11 Wisconsin... notched eight points and seven rebounds in home win over Minnesota... tallied 13 points and five rebounds off the bench at Northwestern... scored 13 points, grabbed seven rebounds and rejected a season-high five shots in home win over #18 Indiana... had seven points and four rebounds in Big Ten Tournament win over Illinois... recorded eight points, four rebounds and two blocks against #8 Michigan State in Big Ten Tournament quarterfinal game... netted 15 points on 6-of-9 shooting, to go along with five rebounds and two blocks, in NIT first round win over Dayton... contributed 17 points and had a game-high eight rebounds in NIT second round game at Oregon... letterwinner.

2010-11 Honors - - Named to the Big Ten Conference all-Freshman team and an all-conference honorable mention honoree by the media and coaches... earned the team's Best Rebounder and Freshman of the Year awards...

2010-11 - - One of only two Hawkeyes and five Big Ten freshman to start all 31 games... ranked first in team rebounding (6.8), blocks (41) and free

throws made (80) and attempted (112), and second in scoring (11.0)... first Hawkeye to score at least 20 points in at least five Big Ten games since Adam Haluska accomplished the feat in 2004-05... one of only four freshmen in the country to have four or more 20-point, 10-rebound outbursts (four)... posted six double-doubles (five against Big Ten competition), the second most by a Big Ten freshman... one of only seven Big Ten players with six or more double-doubles... reached double-digit rebounds seven times, the second most by a Big Ten freshman... ranked first among Big Ten freshmen in blocks (41), second in rebounding (6.8) and third in scoring (11.0)... ranked third in Big Ten field goal percentage (.572) and seventh in blocks (1.3)... recorded double-double against Iowa State with 12 points and 14 rebounds, almost notching triple-double with seven blocks... scored 22 points, while grabbing 13 rebounds and blocking a game-high six shots, in home game vs. #2 Ohio State... registered a game-high 12 rebounds and two blocks, and netted six points in home game vs. Northwestern... notched game highs with 20 points and 13 rebounds at #25 Minnesota... had a double-double in home win over Indiana, recording 20 points and 10 rebounds, also set career-highs in assists (two) and steals (two)... recorded a career-high 25 points at Michigan to go along with eight rebounds, making a career-high nine field goals (9-11)... posted a double-double in win at Indiana, with 20 points and a game-high 13 rebounds... tallied a double-double in overtime loss to Wisconsin, recording 13 points and 11 rebounds in a career-high 37 minutes... missed only two shot attempts (8-10 FG, 3-3 FT), while posting game highs in scoring (19) and rebounding (8) in home game vs. Michigan... recorded 17 points, seven rebounds, two assists and two blocks at Illinois, including making all seven free throw attempts... netted 11 points and eight rebounds in home win over #6 Purdue... letterwinner.

High school - - Team captain and all-league as a senior... averaged 13 points and nine rebounds for the NEPSAC Class C runner-up Lions in 2009-10... netted 30 points in his team's first 2010 playoff game... played for the highly-regarded New York Gauchos AAU squad during the summer of 2009.

Personal - - Born 5/29/92... pre-business major... parents are Carlos Basabe and Aloha Wilks... high school coach was David Lubick.

BASABE'S FAVORITES

Movie: *Friday*

TV Show: *America's Next Top Model*

Pro Team: Any team with Amare Stoudemire or Stephen Jackson

Snack: Skittles

Restaurant: Vincent's & Goodies

Web Site: worldstarhiphop.com

Band/Musician(s): Young Jeezy, Meek Mill, Gucci Mane, Lupe

Technological Gadget: iPod

Celebrity: Floyd Mayweather Jr.

CAREER BESTS

Points: 25 at Michigan, 1/30/11
Rebounds: 14 vs. Iowa State, 12/10/10
FGM: 9 at Michigan, 1/30/11
FGA: 14 vs. Iowa State, 12/10/10
FTM: 8, 2x, last at Indiana, 2/5/11
FTA: 11 vs. Ohio State, 1/4/11
Assists: 2, 4x, last vs. Michigan, 1/14/12
Steals: 2, 5x, last vs. Minnesota, 2/1/12
Blocks: 7 vs. Iowa State, 12/10/10
Minutes: 37 vs. Wisconsin, 2/9/11

CAREER STATISTICS

YEAR	G/GS	FG-A	PCT	3-PT	PCT	FT-A	PCT	O-D-RB	AVG	PF-DI	AS	TO	BK	ST	PTS	AVG
Fresh.	31/31	131-229	.572	0-0	.000	80-112	.714	85-125-210	6.8	83-2	9	65	41	12	342	11.0
Soph.	35/21	109-208	.524	0-0	.000	69-105	.657	59-109-168	4.8	71-1	11	45	36	18	287	8.2
Career	66/52	240-437	.549	0-0	.000	149-217	.687	144-234-378	5.7	154-3	20	110	77	30	629	9.5

****4 - Roy Devyn Marble**
Guard/Forward
6-6, 194, Junior
Southfield, Michigan
Lathrup HS



Hawk Items - - Scored in double figures 28 career times, including netting 20+ twice... scored 5.8 more points per game and dished out 2.3 more assists per game as a sophomore compared to his freshman season... his 31 points at Oregon in the 2012 NIT second round was the most points by a Hawkeye in an NIT game and the most in a postseason game since Ed Horton netted 32 against NC State in double overtime in the second round of the 1989 NCAA Tournament.

2011-12 Honors - - Shared the team's Most Improved Player award with Zach McCabe... **2011-12** - - Played in all 35 games, with 27 starts... led the team in steals (53), and ranked second in team scoring (11.5) and assists (126), and fourth in rebounding (3.8)... scored in double figures 23 times, including 15 of the last 18 contests... dished out five assists or more 10 times... collected three steals or more a team-best seven times... had the best game of his career in Iowa's last game of 2012, scoring a personal best 31 points, bolstered by 7-of-8 shooting from 3-point range, and also collected five rebounds and five assists in second round NIT game at Oregon... named Big Ten Player of the Week by the website College Sports Madness on Dec. 26... ranked fourth in Big Ten steals (1.5) and fifth in assist/turnover ratio (1.9)... ranked 69th in the country in assist/turnover ratio... recorded at least one steal in 28-of-35 games, including collecting a personal-best four thefts twice... dished out four assists or more 16 times this year, five or more 10 times, and was credited with a career-high eight vs. #15 Wisconsin... scored a game-high 21 points at Iowa State, making a career-best 10-of-11 from the free throw line, while added five assists... made first two starts of the season at point guard on the road (Northern Iowa and Iowa State)... scored 11 points, collected four assists, seven rebounds and three steals in victory over Brown... collected six assists in win over Central Arkansas, to go along with a game-high 19 points on 5-of-8 field goals and 9-of-10 free throw attempts... tallied or equaled career highs in rebounds (8) and blocks (3), to go along with 18 points on 5-of-10 field goals and 8-of-10 free throws and three steals in win over Boise State... opened the Big Ten season by dishing out six assists and scoring 17 points in home game vs. Purdue... had 12 points, and collected a team-high eight rebounds and three steals at #6 Michigan State... registered 13 points, six rebounds and four assists in win over #13 Michigan... recorded 18 points, five rebounds and three assists at Purdue... notched 15 points in home game against Nebraska, making 9-of-10 FTs... tallied 12 points, two assists and two steals in home win over Minnesota, scoring five crucial points in the last two and a half minutes to lead Iowa to the victory... equaled a career high with eight rebounds in home win over Penn State... played all 40 minutes, a career high, scored 13 points and matched personal best in rebounds (8) at Penn State... posted career high in steals (4), along with scoring 10 points, snagging seven rebounds and dishing out seven assists in home win over #18 Indiana... recorded career high in assists (8), while scoring 11 points in win over #15 Wisconsin... scored 10 points, while dishing out a game-high six assists and matching a career-high four steals at Illinois... registered 13 points, four rebounds and three steals against #8 Michigan State in Big Ten Tournament quarterfinal game... letterwinner.

2010-11 Honors - - Shared the team's Most Improved Award with teammate Andrew Brommer... **2010-11** - - Played in all 31 contests, starting six games, including the last five... averaged 5.7 points, 2.4 rebounds, 1.3 assists and 19.1 minutes in 31 contests... averaged 5.0 points, 3.3 rebounds and 1.5 assists, as a starter, in six games... posted double figures five times... tallied seven points and grabbed five rebounds in debut vs. South Dakota State... notched nine points and three rebounds in victory against UL-Monroe... scored 11 points against Long Beach State... netted 11 points and snagged five rebounds at Wake Forest... recorded seven points and four rebounds against Iowa State, including sinking both 3-point attempts... scored five crucial points down the stretch in road win at Drake... tallied nine points and a career-high two steals in home game vs. #23 Illinois... notched a career-high 18 points in home win over Indiana, tallying personal bests in both field goals made (eight) and field goals attempted (13)... matched a career high at Penn State with two 3-pointers... scored 11 points in home game vs. Michigan... notched seven points, four rebounds and two assists at Michigan State... collected a career-high seven rebounds, along with three assists and four points, in home win over #6 Purdue... letterwinner.

High school - - Two-time team MVP for Lathrup HS... averaged 24.5 points, eight rebounds, four assists and 2.5 steals his senior year... named to the 2010 Oakland County Dream Team... OAA first team honoree his senior campaign... netted 40 points in a playoff game... competed in the 2010 Michigan All-Star Game... averaged 22 points, nine rebounds, four assists and two steals his junior season... first team all-state and Oakland Red first team selection as a junior... honored with the Most Promising Prospect Award and was named to the MVP All-Star team at the 2008 Five-Star Robert Morris Summer Camp where he averaged a triple-double (28 points, 11 rebounds and 10 assists)... averaged 21 points, seven rebounds, two assists and two steals for his Detroit Family AAU squad.

Personal - - Born 9/21/92... pre-business major... parents are Joi Thrash and Roy Marble... high school coach was Michael Avery... father Roy, is a three-time all-Big Ten performer and Iowa MVP, and the Hawkeyes' all-time leading scorer (2,116).

MARBLE'S FAVORITES

- Movie:** *He Got Game*
- TV Show:** *Fresh Prince of Bel-Air*
- Pro Team:** Oklahoma City Thunder
- Restaurant:** Red Lobster
- Web Site:** twitter.com
- Band/Musician:** French Montana and 2 Chainz
- Hobbies:** Video games and surfing the Internet
- Technological Gadget:** iPhone
- Celebrity:** Floyd Mayweather

CAREER BESTS

- Points:** 31 at Oregon, 3/18/12
- Rebounds:** 8, 4x, last at Penn State, 2/16/12
- FGM:** 10 at Oregon, 3/18/12
- FGA:** 17 vs. Indiana, 2/19/12
- 3-pt FG:** 7 at Oregon, 3/18/12
- 3-pt FGA:** 8 at Oregon, 3/18/12
- FTM:** 10 at Iowa State, 12/9/11
- FTA:** 11 at Iowa State, 12/9/11
- Assists:** 8 vs. Wisconsin, 2/23/12
- Steals:** 4, 2x, last at Illinois, 2/26/12
- Blocks:** 3 vs. Boise State, 12/22/11
- Minutes:** 40 at Penn State, 2/16/12

CAREER STATISTICS

YEAR	G/GS	FG-A	PCT	3-PT	PCT	FT-A	PCT	O-D-RB	AVG	PF-DI	AS	TO	BK	ST	PTS	AVG
Fresh.	31/6	66-174	.379	11-41	.268	35-66	.530	19-55-74	2.4	41-0	41	34	2	21	178	5.7
Soph.	35/27	139-319	.436	22-56	.393	102-141	.723	39-94-133	3.8	57-0	126	61	14	53	402	11.5
Career	66/33	205-493	.416	33-97	.340	137-207	.662	58-149-207	3.1	98-0	167	95	16	74	580	8.8


****15 - - Zach McCabe**

Forward

6-7, 235, Junior

Sioux City, Iowa

Bishop Heelan HS



Hawk Items - - Scored in double figures 14 career times... traveled overseas and competed with the East Coast All-Stars the summer of 2012.

2011-12 Honors - - Shared the team's Most Improved Player award with Roy Devyn Marble... **2011-12** - - Played in all 35 games, starting the last 30... ranked third on the team in rebounding (4.6) and fifth in scoring (7.8)... scored in double figures 10 times, including posting a career-high 20 points three times (at Purdue, vs. Nebraska and vs. Dayton)... shot a team best 45% (22-of-49) from 3-point territory... averaged 14 points, shooting 80% from the field, and five rebounds in Iowa's two NIT games... averaged nine points, shooting 72% from the field, and six rebounds in Iowa's two Big Ten Tournament games... averaged 13.7 points over the last three contests... pulled down six or more rebounds 15 times, including four of the last five games... one of only two Big Ten players in 2011-12 to make all nine field goal attempts when he drained all nine vs. Dayton... had 13 points and five rebounds in win over Chicago State... tallied 12 points, six rebounds and two assists in win over NC A&T... notched six points, a team-high seven rebounds, two steals and two assists against Campbell... recorded seven points, two steals and a team-high seven rebounds against Clemson... grabbed a team-high seven boards and shot 100 percent from behind the arc (2-2) and the free throw line (4-4), recording 12 points in road win over Minnesota... netted 11 points (4-of-5 FGs), seven rebounds and three assists in win over #13 Michigan... had a career night at Purdue, setting or equaling career highs in points (20), field goals attempted (13), free throws attempted (7) and minutes played (36)... equaled a career high with 20 points in home contest against Nebraska, making a career-best nine field goals (9-of-11)... set career-highs with 10 rebounds, four steals and four assists, to go along with eight points, in home win over Minnesota... blocked a career-high two shots at Penn State... cleared a team-high seven boards at Illinois... registered 13 points, and matched a season high with three 3-pointers, to go along with a team-high six rebounds against #8 Michigan State in Big Ten Tournament quarterfinal game... equaled a career high with 20 points in first round NIT victory over Dayton, going a perfect 9-of-9 from the field while adding eight rebounds... letterwinner.

2010-11 - - Played in all 31 games, including starting the first two games of the season... ranked sixth in team scoring (5.8), second in free throw percentage (37-46, .804) and third in rebounding (3.6)... ranked eighth in rebounding (3.6) and 14th in scoring (5.8) among Big Ten rookies... scored in double figures five times... registered 11 points and seven rebounds in season opener vs. South Dakota State... amassed 12 points, four rebounds, two assists and one steal in win over UL-Monroe... notched 13 points and six rebounds in leading Iowa to a win over Alabama... averaged eight points and 4.7 rebounds in three games at Paradise Jam... posted personal highs in scoring (16) and 3-pointers (4) and grabbed seven rebounds in victory over SIUE... set a career high with eight rebounds at Wake Forest... recorded

13 points and four rebounds against Iowa State... tallied nine points in win at Drake, making 5-7 free throws... collected 11 points (5-8 FGs), three rebounds and two steals at Northwestern... credited with a personal-best three assists in home game vs. Michigan... letterwinner.

High school - - Helped lead Bishop Heelan HS to back-to-back state championships his junior and senior years... competed in four state tournaments... recognized on the state all-tournament team twice... three-time all-state, all-district, all-conference, all-city, all-Northwest and *Omaha World Herald* all-Western Iowa honoree... named the Class 3A Player of the Year, Offensive Player of the Year by his team and was selected first team all-state, all-league, Northwest Iowa by the *Omaha World Herald*, first team by the *Des Moines Register* and captain of the state all-tournament team his senior campaign... averaged 19.1 points and 8.6 rebounds and dished out 126 assists his senior season... averaged 16.1 points, nine rebounds and 5.3 assists as a junior and 13.8 points and 6.8 rebounds his sophomore campaign... finished third in Sioux City career scoring with 1,317 points... basketball and football team captain... boasted a 35-4 record as a three-year starting quarterback... his team captured the state football title his junior year and finished runner-up as a sophomore... broke Sioux City's single-game (465 yards) and single-season (2,461 yards) passing records his senior year... threw for 21 touchdowns his senior season... first team all-state quarterback in 2009 and third team all-state quarterback in 2007 and all-district, all-city and all-Northwest Iowa in 2008... honor roll student.

Personal - - Born 11/18/91... pre-business major... parents are Tim and Beth McCabe... high school coach was Tom Betz... father Tim played football at Morningside College.

MCCABE'S FAVORITES

Movies: *Hangover II, No Strings Attached, Step Brothers, Hoosiers, Rudy*

TV Show(s): *Entourage, That 70's Show*

Pro Teams: Chicago Bulls, Indianapolis Colts

Snack: Snickers

Restaurant(s): Jimmy John's, Wig and Pen

Web Site: twitter.com

Band/Musician(s): Jason Alden, Zach Brown Band, Toby Keith, Chris Young, Eminem, Mac Miller, Wiz Khalifa

Hobbies: Boating at the lake

Technological Gadget(s): iPod, PS3

Celebrities: LeBron James, Kevin Durant, Will Ferrell, Kate Upton

CAREER BESTS

Points: 20, 3x, last vs. Dayton, 3/13/12

Rebounds: 10 vs. Minnesota, 2/1/12

FGM: 9, 2x, last vs. Dayton, 3/13/12

FGA: 13, 2x, last at Purdue, 1/17/12

3-pt FG: 4 vs. SIUE, 11/26/10

3-pt FGA: 7 vs. SIUE, 11/26/10

FTM: 6 vs. Alabama, 11/20/10

FTA: 7, 2x, last at Purdue, 1/17/12

Assists: 4 vs. Minnesota, 2/1/12

Steals: 4 vs. Minnesota, 2/1/12

Blocks: 2 at Penn State, 2/16/12

Minutes: 36 at Purdue, 1/17/12

CAREER STATISTICS

YEAR	G/GS	FG-A	PCT	3-PT	PCT	FT-A	PCT	O-D-RB	AVG	PF-DI	AS	TO	BK	ST	PTS	AVG
Fresh.	31/2	59-169	.349	24-84	.286	37-46	.804	34-77-111	3.6	69-3	24	48	1	22	179	5.8
Soph.	35/30	99-200	.495	22-49	.449	53-71	.746	63-98-161	4.6	119-7	36	60	9	29	273	7.8
Career	66/32	158-369	.346	46-133	.346	90-117	.769	97-175-272	4.1	188-10	60	108	10	51	452	6.8


***2 - - Josh Oglesby**

Guard

6-5, 202, Sophomore

Cedar Rapids, Iowa

Washington HS



Hawk Items - - Ranks fourth in 3-pointers made (45) and seventh in percentage (.372) for an Iowa freshman.

2011-12 - - Competed in all 35 games, starting five... averaged 6.4 points, shooting 37% from 3-point range, and 1.7 rebounds... ranked second on the team in 3-pointers made (45) and attempted (121)... led Iowa in scoring against Creighton, Northern Illinois, Clemson, #16 Indiana and #8 Michigan State... started first career game at Penn State (Feb. 16)... scored in double figures six times, including netting 20+ twice... made four or more 3-pointers four times... 60.5% of his scoring comes from 3-point territory (135-of-222 points), which ranks third amongst Big Ten players... drained at least one triple in 24-of-35 games... scored in all but six games... netted 16 points, bolstered by 4-of-7 shooting from 3-point range, and controlled five rebounds in win over Northern Illinois... scored a team-best 14 points on 5-8 shooting from the field, including 3-5 from 3-point range, vs. Creighton... notched a team-best 15 points against Clemson, making 3-of-4 3-pointers and a season-best 4-of-4 free throw attempts; added two steals... tallied nine points in the win over Central Arkansas... led Iowa in scoring at #16 Indiana with a career-high 24 points, tallying career-bests in field goals made and attempted (8-of-12), and 3-pointers made and attempted (6-of-8)... recorded 11 points and had two assists, in his second career start, at home win over #18 Indiana... scored nine points, all in second half, at Illinois... netted eight points, including two key second-half 3 pointers in road win over Nebraska... had eight points and four rebounds in Big Ten Tournament win over Illinois... recorded a team-high 20 points, making 7-of-9 field goals, including five triples (5-of-7) against #8 Michigan State in Big Ten Tournament quarterfinal game... letterwinner.

High school - - Three-year starter and a senior captain for Washington High School... averaged a team-best 21.2 points and seven rebounds his senior season... led the state with 87 made 3-pointers in 2011... first team all-state, all-conference, all-metro (unanimous) and all-area his senior campaign... 2011 Class 4A Player of the Year... selected to play in the 2011 IBCA and Eastern Iowa All-Star games... entered his senior season with a rivals.com rating of 118 in the country and considered the 36th-best shooting guard in the nation... averaged 16.3 points, five rebounds and two assists his junior campaign... tabbed second team all-state, all sub-state, and first team all-conference and all-metro in 2010... named his team's Offensive Player of the Year, ranked sixth in conference scoring, and first in 3-point percentage (third in the state) his junior year... averaged 12 points, three rebounds and two assists his sophomore campaign... an honorable mention all-conference honoree and was named the team's Clutch Performer of the Year and Co-Offensive Player of the Year in 2009... honorable mention all-league as a freshman... ranked seventh in the state in free throw percentage and 15th in 3-point percentage (2010)... also a member of the Iowa Barnstormers, where he was recognized on five all-tournament teams, and helped the Barnstormers win five tournaments.

Personal - - Born 4/1/92... sport studies major... parents are Ted and Jane Oglesby... sister is Lindsey... high school coach was Brad Metzger.

OGLESBY'S FAVORITES

Movie: *Hoosiers*

TV Show: *Two and a Half Men*

College Basketball Broadcaster/Analyst: Dick Vitale

Pro Team: Oklahoma City Thunder

Snack: Cheez-Its

Restaurant: Hickory Park

Web Site: nikeid.com

Band/Musician: Dave Matthews Band

Hobbies: Reading and hanging out with friends

CAREER BESTS

Points: 24 at Indiana, 1/29/12

Rebounds: 5 vs. Northern Illinois, 11/17/11

FGM: 8 at Indiana, 1/29/11

FGA: 12 at Indiana, 1/29/12

FTM: 5 vs. Indiana, 2/19/12

FTA: 6 vs. Indiana, 2/19/12

Assists: 4 vs. Chicago State, 11/11/11

Steals: 2 vs. Clemson, 11/29/11

Blocks: 1, 2x, last vs. Drake, 12/17/11

Minutes: 36 vs. Indiana, 2/19/12

CAREER STATISTICS

YEAR	G/GS	FG-A	PCT	3-PT	PCT	FT-A	PCT	O-D-RB	AVG	PF-DI	AS	TO	BK	ST	PTS	AVG
Fresh.	35/5	76-191	.398	45-121	.372	26-36	.722	11-48-59	1.7	26-0	41	15	2	7	223	6.4

***0 - - Gabriel Olaseni**

Center
6-10, 229, Sophomore
London, England
Sunrise Christian Academy
(Kansas)



2011-12 - - Saw action in 18 games as a reserve... averaged 1.4 points and 1.2 rebounds... scored eight points and corralled four rebounds in win over Chicago State... grabbed five rebounds and had an assist in win over Northern Illinois... made his only field goal attempt and grabbed one rebound in win over IPFW... equaled a career best with eight points, on 4-of-5 field goal attempts, and tallied a career high with three blocks in win over Central Arkansas... notched two points and two blocks at #16 Indiana... collected a career-high two steals at Penn State... recorded four points, two rebounds and a block against #8 Michigan State in Big Ten Tournament quarterfinal game... letterwinner.

High School - - Averaged 10.3 points, 8.3 rebounds, 4.2 blocks and 1.2 assists in 28 games his senior year... shot at a 72% clip from the field... helped Sunrise Christian Academy in Kansas to the National Association of Christian Athletes (NACA) Division I national title... NACA All-American... tabbed the Defensive MVP of the national tournament... recognized on the Colby Orange and Black All-Tournament team.

Personal - - Born 12/29/1991... parents are Benson and Yvette Olaseni... English major... siblings include Folasade, Bamidele and Baderinna... high school coach was Kyle Linstead.

OLASENI'S FAVORITES

- Movie:** *Borat*
- TV Show:** *Family Guy*
- College Basketball Broadcaster/Analyst:** Dick Vitale
- Pro Team:** Chicago Bulls
- Snack:** Jaffa Cakes
- Restaurant:** Buffalo Wild Wings
- Web Site:** facebook.com
- Band/Musician(s):** Lil Wayne
- Hobbies:** playing video games and watching movies
- Technological Gadget:** Blackberry and laptop
- Celebrity:** Will Smith

CAREER BESTS

- Points:** 8, 2x, last vs. Central Arkansas, 12/19/11
- Rebounds:** 5 vs. Northern Illinois, 11/17/11
- FGM:** 4 vs. Central Arkansas, 12/19/11
- FGA:** 5 vs. Central Arkansas, 12/19/11
- FTM:** 6 vs. Chicago State, 11/11/11
- FTA:** 8 vs. Chicago State, 11/11/11
- Assists:** 1, 3x, last vs. Central Arkansas, 12/19/11
- Steals:** 2 at Penn State, 2/16/12
- Blocks:** 3 vs. Central Arkansas, 12/19/11

CAREER STATISTICS

YEAR	G/GS	FG-A	PCT	3-PT	PCT	FT-A	PCT	O-D-RB	AVG	PF-DI	AS	TO	BK	ST	PTS	AVG
Fresh.	18/0	9-19	.474	0-0	.000	8-13	.615	9-13-22	1.2	12-0	3	9	8	4	26	1.4

****35 - - Darius Stokes**

Forward
6-7, 203, Sophomore
Cedar Rapids, Iowa
Linn-Mar HS



Hawk Item - - Non-scholarship athlete.

2011-12 - - Saw limited action in 12 games... had one rebound in his first collegiate game vs. Chicago State... scored first career points on an offensive rebound put-back and rejected a shot vs. Creighton... tallied a steal, block and rebound in three minutes of action against Clemson... grabbed a career-high four rebounds and had an assist in win over Central Arkansas... scored on a tip-in during a crucial stretch in Iowa's home win over #18 Indiana... letterwinner.

2010-11 - - Red-shirted... letterwinner.

High school - - Two-time lettermen for Linn-Mar High School, who boasted a 23-3 and 24-2 record his junior and senior seasons, respectively... averaged 5.7 points, three rebounds and one block, shooting at a 51-percent clip from the field his senior campaign... MVC Honorable Mention as a senior... four-year honor roll honoree.

Personal - - Born 1/30/92... human physiology interest major... parents are Greg Stokes and Julie Saddler... high school coach was Chris Robertson... father Greg, is a three-time all-Big Ten performer and ranks second in Iowa career blocked shots (229) and third in scoring (1,768) playing from 1982-85... sister Kiah is a sophomore on the Connecticut women's basketball team.

STOKES' FAVORITES

Movie: *Blue Streak*
TV Show: *SportsCenter*
Pro Team: Denver Broncos
Restaurant: Cheesecake Factory
Band/Musician: Michael Jackson
Hobbies: Golfing, fishing and sand volleyball
Celebrity: Beyoncé Knowles

CAREER BESTS

Points: 2, 2x, last vs. Indiana, 2/19/12
Rebounds: 4 vs. Central Arkansas, 12/19/11
FGM: 1, 2x, last vs. Indiana, 2/19/12
FGA: 1, 5x, last vs. Indiana, 2/19/12
FTM - - -
FTA: - - -
Assists: 1, 2x, last vs. Central Arkansas, 12/19/11
Steals: 1 vs. Clemson, 11/29/11
Blocks: 1, 2x, last vs. Clemson, 11/29/11
Minutes: 6 vs. Central Arkansas, 12/19/11

CAREER STATISTICS

YEAR	G/GS	FG-A	PCT	3-PT	PCT	FT-A	PCT	O-D-RB	AVG	PF-DI	AS	TO	BK	ST	PTS	AVG
Fresh.	12/0	2-5	.400	0-0	.000	0-0	.000	2-7-9	0.8	6-0	2	2	2	1	4	0.3


*30 - - Aaron White

Forward

6-8, 218, Sophomore

Strongsville, Ohio

Strongsville HS



Hawk Items - - His 199 rebounds are the fourth most by an Iowa freshman, while his 389 points rank fifth best by a Hawkeye rookie... ESPN.com named White the 15th-best freshman in the country, the third best in the Big Ten in 2012... his 11 rebounds against Dayton (March 13, 2012) match the most ever by a Hawkeye in an NIT game (Ryan Bowen)... became the first Hawkeye freshman, since Dick Ives in 1943, to score 19 points in a season opener when he posted 19 points and 10 rebounds in win over Chicago State on Nov. 11, 2011... traveled and competed with the Sports Reach select team in Brazil the summer of 2012.

2011-12 Honors - - Named to the Big Ten Conference All-Freshman team and was an all-conference honorable mention honoree by the media... three-time Big Ten Freshman of the Week (Nov. 14, Dec. 26 and Feb. 6). **2011-12** - - Competed in all 35 games, starting the last 14 contests... ranked first in team rebounding (5.7), third in scoring (11.1) and steals (31), and second in blocks (23)... scored in double figures 18 times, including 20 or more points in Iowa's two NIT games... led the team in rebounding nine of the last 13 games and 11 times overall... posted back-to-back double-doubles (Northwestern and Penn State) and four overall (Chicago State, Dayton)... ranked eighth in Big Ten rebounding (5.7) and 10th in field goal percentage (.506)... scored in double digits 16 of the last 25 games... averaged 16.2 points while shooting 68 percent (21-of-31) from the field the last five games... grabbed double-digit rebounds four of the last 10 contests (at Northwestern, at Penn State, vs. Indiana, vs. Dayton)... became the first Hawkeye freshman, since Dick Ives in 1943, to score 19 points in a season opener when he posted 19 points and 10 rebounds in win over Chicago State... scored 17 points and blocked two shots in win over Central Arkansas... notched 18 points and six boards in win over Boise State, on 6-of-8 FGs and 6-of-7 FTs... scored 16 of his game-high 18 points in the second half and cleared four rebounds in win at #11 Wisconsin... led team in scoring with 15 points and snagged six rebounds at #6 Michigan State... started first career game at #16 Indiana, netting nine points... notched nine points, seven rebounds, two assists in home win over Minnesota... set or equaled career highs in 3-pointers made (2), assists (4) and blocks (3) in home win over Penn State, to go along with 17 points... grabbed a career-high 12 rebounds at Northwestern, to go along with a team-high 17 points for his second double-double... had 16 points and 10 rebounds at Penn State, registering his second consecutive double-double... pulled down a team-high 10 rebounds and scored eight points in home win over #18 Indiana... scored 12 points and grabbed six rebounds in 35 minutes in win over #15 Wisconsin... registered 14 points, shooting 4-5 from the field and 5-7 from the free throw line, while collecting a career-high three steals vs. Northwestern... tallied 13 points, nine rebounds and matched career-high with three steals in Big Ten Tournament win over Illinois... recorded seven points, three rebounds and two blocks against

#8 Michigan State in Big Ten Tournament quarterfinal game... set a career high with 25 points in first round NIT win over Dayton, while also corraling 11 boards, which equals the most for an Iowa player in an NIT game... notched 22 points in second round NIT game at Oregon, to go along with eight rebounds... letterwinner.

High school - - Four-year lettermen and honor roll student... averaged a double-double his senior season with 23.1 points and 10 rebounds per contest... second-leading all-time scorer in Strongsville High School history... third team all-state, and first team Northeast Ohio Lakes all-District and all-conference in 2011... earned team MVP honors his junior and senior seasons... scored a team-high 19 points and was named MVP of the Ohio vs. Kentucky all-star games... tallied a team-high 26 points in the Ohio North-South All-Star game... The Post's 2011 Boys Basketball Player of the Year... entered his senior season as a preseason second team all-Ohio selection by *Rise Magazine*... helped his high school to back-to-back runner-up finishes and reach the district levels his sophomore and junior seasons... averaged 16 points, 11 rebounds, five assists and three blocks as a sophomore while being recognized on the second team all-conference and all-district squads... averaged 19.9 points, 15 rebounds, seven assists and five blocks while earning first team all-league and all-district accolades his junior campaign... tabbed MVP of a national holiday tournament in Orlando in 2010... also played AAU basketball the last two years with the Ohio Basketball Club.

Personal - - Born 9/10/92... pre-business studies major... parents are Rick White and Deb Kuntz... has one brother, Brian... high school coach was Joe Lynch... high school classmate of Iowa football player Ray Hamilton.

WHITE'S FAVORITES

College Basketball Broadcaster/Analyst: Dick Vitale

Pro Team: Cleveland Cavaliers

Snack: Tortilla chips

Restaurant: Chipotle

Website: twitter.com

Band/Musician: John Legend

Hobbies: Pool and video games

Technological Device: iPhone

Celebrity: Scottie Pippen and Dirk Nowitzki

CAREER BESTS

Points: 25 vs. Dayton, 3/13/12

Rebounds: 12 at Northwestern, 2/19/12

FGM: 10 vs. Dayton, 3/13/12

FGA: 17 at Oregon, 3/18/12

3-pt FG: 2, 4x, last at Northwestern, 2/9/12

3-pt FGA: 5 at Oregon, 3/18/12

FTM: 8 vs. Michigan, 1/14/12

FTA: 10 vs. Michigan, 1/14/12

Assists: 4 vs. Penn State, 2/4/12

Steals: 3, 2x, last vs. Illinois, 3/8/12

Blocks: 3, 2x, last at Penn State, 2/16/12


Minutes: 35, 3x, last at Oregon, 3/18/12

CAREER STATISTICS

YEAR	G/GS	FG-A	PCT	3-PT	PCT	FT-A	PCT	O-D-RB	AVG	PF-DI	AS	TO	BK	ST	PTS	AVG
Fresh.	35/14	136-270	.504	17-61	.279	100-143	.699	73-126-199	5.7	73-2	31	49	23	31	389	11.1

***13 - - Kyle Denning**

Guard
6-2, 165, Sophomore
Cedar Falls, Iowa
Northern University HS



Hawk Item - - Non-scholarship athlete.

2011-12 - - Saw limited action in four games... sank both free throw attempts in four minutes of action in Iowa's season opening win over Chicago State... registered first career field goal and rebound in win over Central Arkansas... letterwinner.

High School - - Three-year starter and three-time all-state, all-district, all-conference and all-metro honoree for Northern University High School basketball team... school record holder in career steals (261), assists (264) and 3-pointers (187) and single-season steals (114)... team captain and team MVP his senior year... 2010 NICL East Player of the Year and Iowa Class 1A Player of the Year... led all classes in scoring at the 2010 state tournament with 77 points and was recognized on the all-tournament squad... 2010 IBCA All-Star selection... averaged 18.3 points, 4.1 steals and 3.1 assists in leading his team to a league championship and fourth place at state... averaged 11.6 points, 4.2 assists and 2.6 steals on a team that won the conference title and place third at state... his team captured both the state and conference championship his freshman year... a three-sport letterwinner, also lettering in football and baseball... two-time all-metro (2008 and 2009) and an all-state (2009) honoree as the team's quarterback... threw for a school-record 451 yards in a game and 2,205 yards in 2009... three-time all-state and four-time all-conference honoree playing shortstop and pitcher... 2011 Conference Pitcher of the Year... helped lead his baseball team to back-to-back league titles (2009 and 2010)... holds baseball school records in career hits (202), runs (162), stolen bases (117), and pitching wins (27) and strikeouts (250), and single-season hits (59), RBI (51), ERA (1.47)... recognized on the Honor Roll twice... 2011 Endeavour Award recipient.

Personal - - Born 5/19/93... parents are Brent and Laurie Denning... open major... siblings include older brother Brad and younger sister Taylor... father played basketball at Iowa Central... brother Brad played baseball at NIACC... cousin Scott played baseball for the Los Angeles Dodgers... high school coach was Paul Elser.

DENNING'S FAVORITES

Movie: *Grown Ups*
TV Show: *South Park and Family Guy*
College Basketball Broadcaster/Analyst: Dick Vitale
Pro Team: Chicago Cubs, Denver Broncos and Phoenix Suns
Snack: Lemons
Restaurant: Applebee's
Web Site: espn.com
Band/Musician(s): Eminem
Hobbies: Playing sports, hanging out with friends and family and watching movies
Technological Gadget: Cell phone
Celebrity: Steve Nash

***11 - - Christopher Rickert**

Forward
6-3, 180, Junior
Sioux City, Iowa
Bishop Heelan HS



Hawk Items - - Non-scholarship athlete... two-time dean's list student.

2011-12 - - Saw limited action in one game... recipient of the UI Academic Achievement scholarship and The UI Tippie College of Business scholarship... letterwinner.

High School - - Two-time lettermen for Bishop Heelan High School, boasting a 20-5 and 25-2 record his junior and senior seasons, winning the class 3A State Championship his senior year... recipient of the CNOS Basketball Leaders of Tomorrow award and the Heelan Pride award... two-time team captain in cross country and track... led Heelan to a third-place finish at the 2009 state track meet, including a runner-up finish in the distance medley relay... four-year honor roll honoree.

Personal - - Born 5/20/1991... business economics and entrepreneurial studies major... parents are Mike and Liz Rickert... high school coach was Tom Betz... high school teammates with Hawkeye junior Zach McCabe.

RICKERT'S FAVORITES

Movie: *Shawshank Redemption*
TV Show: *The Office*
Pro Team: Chicago Bulls
Snack: Cheetos and Lemonheads
Restaurant: The Vine
Website: ESPN.com
Band/Musician: Bruce Springsteen
Hobbies: Riding my bike
Technological Device: Laptop
Celebrity: Morgan Freeman

5 - - Anthony Clemmons
Guard
6-1, 192, Freshman
Lansing, Mich.
Sexton HS




High school - - Started the last three years for Sexton High School... named to both the 2012 Associated Press and bankhoops.com Class B all-state first team... averaged 14.7 points, 4.5 assists, 4.0 rebounds and 2.4 steals his senior season... helped his team to three consecutive conference championships and Class B state titles (2010-12)... his team was ranked in the top 10 in the country and only lost four games the last two seasons combined... Sexton finished as state runner-up his sophomore season... two-time All-Conference honoree and was an All-State and All-Area selection in 2011... averaged 12.3 points, 4.6 rebounds, 4.1 assists and 3.2 steals his junior year... served as a team co-captain his senior campaign... played AAU basketball the last two years with the Michigan Mustangs... also played football his freshman through junior years at Sexton, earning All-Conference honors in 2010, playing fullback, linebacker and safety.

Personal - - Born 8/15/94... communications major... parents are Anthony Askew and Laura Clemmons... siblings Jamall Clemmons, Whitney Clemmons and Tiffany Taylor... high school coach was Carlton Valentine... AAU coach was Van Mayfield.

CLEMMONS' FAVORITES

- Movie:** *Coach Carter*
- TV Show:** *The Wayan Bros*
- Pro Team:** Miami Heat
- Snack:** Fruit roll-ups and Capri Suns
- Restaurant:** Outback
- Website:** Twitter.com
- Band/Musician:** Drake
- Hobbies:** Sleeping
- Technological Device:** Laptop
- Celebrity:** Katt Williams

10 - - Mike Gesell
Guard
6-1, 185, Freshman
South Sioux City, Neb.
South Sioux City HS



High school - - Gatorade Nebraska Player of the Year his junior and senior seasons for South Sioux City High School... four-time first team all-State, all-Conference and all-Metro honoree... named to the *Parade Magazine* 2012 All-America High School Boys Basketball team... selected to play in the All-American Championship at the Final Four in New Orleans, dishing out a game-high five assists... No. 75 ranked player in the Class of 2012 by ESPN.com, No. 89 by Scout.com and No. 100 by Rivals.com... averaged 25.1 points, 7.4 assists, six rebounds and 2.9 steals his senior year... led his team to a Class B state runner-up finish his senior season after winning the title in 2010 and 2011... became the all-time leading scorer in metro Sioux City history with 2,112, points his senior year... finished his career ranked as the third all-time leading scorer in Nebraska class B history and 15th overall... averaged 25.2 points, 8.2 assists, 5.5 rebounds and 2.9 steals his junior campaign... averaged 19.9 points, 6.4 assists, 7.7 rebounds and 3.3 steals as a sophomore... made 82 percent (158-193) of his free throw attempts as a junior and 79 percent (125-158) as a sophomore... Basketball Super State and All-State Class B Team Captain recipient his sophomore and Super State team captain his junior and senior seasons... holds single season school records for scoring (655), assists (212) and steals (79), career scoring (2,112) and single-game steals (8) and assists (13)... nominated to the McDonald's All American High School basketball team, Wendy's High School Heisman state finalist, 2012 McClintock Siouland Player of the Year, and was the team captain of his high school team 2010-2012... also excels in the classroom, ranking first in his class with a 4.0 GPA while earning Gold Honor Roll distinction all four years.... four-time Academic All-Conference and NSAA Academic All-State honoree... fellow recruit Adam Woodbury was a teammate of Gesell on Martin Brothers and the All-Iowa Attack AAU squads.

Personal - - Born 11/9/93... business major... parents are Tom and Vicki Gesell... siblings Tim Gesell and Nicole Wojtalewicz... high school coach was Terry Comstock... AAU coach was Hank Huddleson.

GESELL'S FAVORITES

- Movie:** *He Got Game*
- TV Show:** *Everybody Hates Chris*
- College Basketball Broadcaster/Analyst:** Jay Bilas
- Pro Team:** Oklahoma City Thunder
- Snack:** Cookies
- Restaurant:** Outback
- Website:** twitter.com
- Band/Musician:** Drake
- Hobbies:** Video games & hanging with friends
- Technological Device:** iPhone
- Celebrity:** Kevin Durant

24 - - Pat Ingram

Guard
6-2, 211, Freshman
Indianapolis, Ind.
North Central HS



High school - - Three-year starter and helped North Central High School win back-to-back conference championships and the Class 4A state championship in 2010... as team captain, averaged 16.8 points, with nine games of 20-plus points, and 7.1 rebounds his senior season... shot 63.5 percent from the field his senior campaign... selected to the Indianapolis Star All-Star team... high school team boasted a combined 70-8 record his first three seasons... averaged 10.4 points, 5.0 rebounds and 2.0 assists his junior campaign... shot 55.5 percent from the field and 33-percent from beyond the arc his junior year... also played on the AAU circuit for the Eric Gordon All-Stars... his team won the Walt Disney World tournament, Eric Gordon Shootout and the IndyBall Tournament... tabbed MVP of the Walt Disney World tournament.


Personal - - Born 2/28/93... open major... parents are Pierre and Rachel Ingram... has four brothers, Dwayne, Pierre Jr., Perry and Paul, and two sisters, Porsha and Penny... high school coach was Doug Mitchell... AAU coach was Pat Mullin.

INGRAM'S FAVORITES

Movie: *Paid in Full*
TV Show: *Phineas and Ferb*
College Basketball Broadcaster/Analyst: Gus Johnson
Pro Team(s): Chicago Bulls and Oklahoma City Thunder
Snack: Nutty Bars
Restaurant: Ruth's Chris
Website: WorldstarHipHop.com
Band/Musician: MMG
Hobbies: Listening to music and watching YouTube clips
Technological Device: iPhone
Celebrity: Meagan Good and Rosa Acosta

42 - - Kyle Meyer

Forward
6-10, 222, Freshman
Alpharetta, Ga.
Northview HS



High school - - Four-year starter for Northview HS... averaged a double-double (18.2 points and 12.9 rebounds), while shooting 59.6 percent from the field his senior campaign... averaged 19.6 points in three games at state for a team that finished fourth in 2012... tallied 26 points in a state-clinching win... competed in both the Score 44 and Georgia Athletic Coaches Association all-star games... honorable mention All-Metro honoree as a senior... averaged 15 points, 11 rebounds, 3.5 blocks and 2.6 assists as a junior... earned All-Region and co-MVP accolades as a junior, and was also recognized on the 2010 Pickens All-Tournament team... averaged 10 points, 9.5 rebounds and 2.2 blocks, and earned the team's Coaches Award his sophomore campaign... also played AAU basketball for the Atlanta Celtics.

Personal - - Born 10/17/93... business and physical therapy major... parents are Shelby and Tammy Meyer... has a brother, Bryce... high school coach was Steve Bombard... AAU coaches were Karey McCray, John Adams and Damone Williams.

MEYER'S FAVORITES

Movie: *Fight Club*
TV Show: *Mythbusters*
Pro Team: Atlanta Hawks
Snack: Lemon pudding
Restaurant: Chick-fil-A
Website: worldstarhiphop.com
Band/Musician: Future and Chris Young
Hobbies: Ping pong, Chinese club and music discoverer
Technological Device: iPhone
Celebrity: Josh Smith

20 - - Jarrod Uthoff


Forward

6-8, 200, Redshirt Freshman

Cedar Rapids, Iowa

University of Wisconsin

Jefferson HS



Hawk Items - - Transferred to the University of Iowa from the University of Wisconsin... will not compete this season due to transfer rules.

2011-12 - - Redshirted.

High school - - Named 2011 Mr. Basketball and 2011 Gatorade Player of the Year in Iowa... 1,000-point scorer for his career ... named first team all-state and Mississippi Valley Conference Player of the Year after averaging 26.2 points, 11.2 rebounds and 3.2 blocks per game his senior campaign... team captain as a senior... as a junior, averaged 21 points and 10 rebounds per contest while guiding his team to its first Class 4A state tournament appearance since 1999... first team all-state and 2010 Mississippi Valley Conference Player of the Year... made 55 percent of field-goal attempts and 80 percent of free-throw attempts as a junior ... first team all-state pick by the Iowa Newspaper Association and a second team all-state pick by the Des Moines Register... averaged 15 points and 7.6 rebounds per game to earn honorable mention all-conference honors as a sophomore... Academic All-MVC his senior and junior seasons... member of National Honor Society and junior class president with a 4.0 grade-point-average... was a Read Along mentor for two years... Little J-Hawk Camp volunteer for three years... volunteer peer helper for basketball and bowling for Special Olympics.

Personal - - Born 5/19/93... open major... parents are Dale and Diane Uthoff... has an older brother, Dale, and three older sisters, Erika, Jenna and Valerie... high school coach was Stu Ordman.

UTHOFF'S FAVORITES

Movie: *The Running Man*

TV Show: *The Office*

College Basketball Broadcaster/Analyst: Dick Vitale

Snack: Monkey Bread

Restaurant: Rube's Steakhouse

Band/Musician(s): Eminem

Hobbies: Hunting and fishing

Technological Gadget: iPod

Celebrity: Liam Neeson

34 - - Adam Woodbury

Center

7-1, 235, Freshman

Sioux City, Iowa

Sioux City East HS



High school - - Selected to play in the 2012 All-American Championship at the Final Four in New Orleans, posting a double-double with 11 points and 11 rebounds... three-time first team All-State, All-Missouri River Conference, All-Northwest Iowa and All-City honoree... named the Most Valuable Player at the 2011 NBA Players Association Top 100 Camp... ranked No. 39 ranked player in the Class of 2012 by ESPN.com, No. 50 by Rivals.com and No. 47 by Scout.com... captain of the 2012 *Sioux City Journal's* All-Northwest Iowa boys basketball team... *Des Moines Register* first team All-State honoree in 2012... named to the 2012 Class 4A All-Tournament team, averaging 15 points and 11 boards for the state runners-up... became only the 21st Iowa high school player to surpass 1,000 career rebounds finishing his prep career with 1,009 rebounds, which is a school record... led Iowa Class 4A rebounders his last three years (2010-12)... averaged 17 points and 11.6 rebounds per game as a senior and finished as Sioux City East's all-time leading scorer and Sioux City's second all-time leading scorer totaling 1,354 points... led the Black Raiders to three straight conference championships and four consecutive state tournament appearances... averaged a double-double (18.5 points and 12 rebounds) his junior campaign... averaged 17.4 points and grabbed a school single-season record 315 rebounds (12.1 avg.) his sophomore year... participated in the Nike LeBron James Skills Academy and Amare Stoudemire Skills Academy in 2011.... played AAU for Martin Brothers and All-Iowa Attack from seventh through 11th grade... classmate Mike Gesell was an AAU teammate of Woodbury.

Personal - - Born 1/13/94... open major... parents are Lance and Brenda Woodbury... brother is Aaron... high school coach was Ras Vanderloo... AAU coach was Hank Huddleson... Iowa's first seven-footer since Seth Gorney (2005-08) and is the tallest Hawkeye since Antonio Ramos (1999), who stood 7-foot-2.

WOODBURY'S FAVORITES

Movie: *Coach Carter*

TV Show: *SportsCenter*

Basketball Broadcaster/Analyst: Charles Barkley

Pro Team: Los Angeles Lakers

Snack: Fruit snacks

Restaurant: Buffalo Wild Wings

Website: Twitter

Hobbies: Hanging out with friends

Technological Device: Phone

Celebrity: Shaq

MELSAHN BASABE

2010-11

Opponent	Min.	FG-FGA	PCT	3-PT. FG	PCT	FT-FTA	PCT	REB	PF	A	TO	BLK	STL	PTS
South Dakota State	24	1-5	.200	0-0	.000	2-2	1.000	9	4	0	4	1	0	4
Louisiana Monroe	31	3-7	.429	0-0	.000	1-3	.333	11	4	0	4	3	0	7
vs. Xavier	17	4-5	.800	0-0	.000	2-2	1.000	2	4	0	0	0	0	10
vs. Alabama	11	0-1	.000	0-0	.000	0-4	.000	3	2	0	2	1	0	0
vs. Long Beach State	16	2-3	.667	0-0	.000	1-2	.500	2	1	0	2	0	0	5
SIU Edwardsville	21	3-5	.600	0-0	.000	7-8	.875	8	3	1	3	2	0	13
at Wake Forest	28	6-9	.667	0-0	.000	1-1	1.000	8	2	0	2	2	1	13
Idaho State	19	3-4	.750	0-0	.000	2-2	1.000	4	3	0	2	0	1	8
Northern Iowa	27	6-8	.750	0-0	.000	2-6	.333	7	1	0	0	0	0	14
Iowa State	31	6-14	.429	0-0	.000	0-4	.000	14	2	1	2	7	1	12
at Drake	21	2-5	.400	0-0	.000	5-6	.833	5	4	0	2	0	1	9
Louisiana Tech	26	3-5	.600	0-0	.000	1-1	1.000	3	3	0	1	2	1	7
Illinois	12	2-5	.400	0-0	.000	0-0	.000	2	3	0	1	0	0	4
Ohio State	32	7-13	.538	0-0	.000	8-11	.727	13	3	0	2	6	0	22
at Purdue	19	1-5	.200	0-0	.000	6-6	1.000	3	0	0	4	0	0	8
Northwestern	21	3-3	1.000	0-0	.000	6-6	1.000	12	1	0	3	2	0	6
at Minnesota	35	8-12	.667	0-0	.000	4-5	.800	13	4	1	1	0	0	20
at Ohio State	25	5-10	.500	0-0	.000	1-2	.500	4	3	0	4	0	0	11
Indiana	28	7-10	.700	0-0	.000	6-8	.750	10	3	2	5	2	2	20
at Penn State	20	1-4	.250	0-0	.000	2-2	1.000	2	1	1	1	0	1	4
at Michigan	32	9-11	.818	0-0	.000	7-8	.875	8	2	0	0	2	1	25
Michigan State	20	2-6	.333	0-0	.000	0-0	.000	3	3	0	0	2	0	4
at Indiana	35	6-10	.600	0-0	.000	8-9	.889	13	4	0	4	1	1	20
Wisconsin	37	6-11	.454	0-0	.000	1-1	1.000	11	0	0	2	3	1	13
Minnesota	17	2-4	.500	0-0	.000	0-0	.000	4	5	0	1	0	0	4
at Northwestern	20	6-11	.545	0-0	.000	1-2	.500	7	4	0	0	1	0	13
Michigan	34	8-10	.800	0-0	.000	3-3	1.000	8	0	0	1	0	0	19
at Illinois	30	5-9	.556	0-0	.000	7-7	1.000	7	3	2	5	2	1	17
at Michigan State	25	6-9	.667	0-0	.000	1-5	.200	4	5	0	2	1	0	13
Purdue	31	5-10	.500	0-0	.000	1-2	.500	8	3	1	2	1	0	11
vs. Michigan State	14	3-5	.600	0-0	.000	0-0	.000	2	3	0	3	0	0	6
Totals = 31 games	759	131-229	.572	0-0	.000	80-112	.714	210	83	9	65	41	12	342
	24.5							6.8						11.0

2011-12

Opponent	Min.	FG-FGA	PCT	3-PT. FG	PCT	FT-FTA	PCT	REB	PF	A	TO	BLK	STL	PTS
Chicago State	20	3-7	.429	0-0	.000	8-8	1.000	5	1	0	0	0	1	14
North Carolina A&T	31	4-8	.500	0-0	.000	7-8	.875	10	2	1	4	1	0	15
Northern Illinois	20	2-3	.667	0-0	.000	4-4	1.000	2	1	0	0	1	0	8
vs. Creighton	17	1-3	.333	0-0	.000	0-2	.000	3	4	1	2	0	2	2
Campbell	19	1-5	.200	0-0	.000	0-0	.000	3	2	0	1	0	0	2
IPFW	11	1-2	.500	0-0	.000	0-0	.000	4	3	1	2	0	1	2
Clemson	20	1-6	.167	0-0	.000	0-0	.000	1	0	0	1	1	0	2
Brown	24	5-12	.417	0-0	.000	4-7	.571	10	2	0	1	1	0	14
at Northern Iowa	26	4-8	.500	0-0	.000	0-0	.000	6	3	1	2	0	1	8
at Iowa State	32	7-12	.583	0-0	.000	4-6	.667	9	1	0	2	0	0	18
Drake	25	4-7	.571	0-0	.000	2-3	.667	5	3	0	3	2	1	10
Central Arkansas	13	6-9	.667	0-0	.000	2-3	.667	9	2	0	0	1	2	14
Boise State	31	6-9	.667	0-0	.000	2-3	.667	11	0	0	0	4	0	14
Purdue	33	6-8	.750	0-0	.000	2-3	.667	8	1	0	3	2	0	14
at Wisconsin	33	6-11	.545	0-0	.000	2-5	.400	9	4	0	3	1	2	14
at Minnesota	11	0-3	.000	0-0	.000	0-0	.000	1	2	0	2	0	0	0
Ohio State	14	1-3	.333	0-0	.000	0-0	.000	4	0	0	2	0	1	2
at Michigan State	26	5-10	.500	0-0	.000	0-1	.000	3	0	2	2	1	0	10
Michigan	26	3-5	.600	0-0	.000	1-3	.333	3	1	2	2	0	1	7
at Purdue	7	0-0	.000	0-0	.000	1-2	.500	2	4	0	1	1	0	1
Nebraska	13	0-0	.000	0-0	.000	1-2	.500	1	3	0	1	1	0	1
at Indiana	13	2-3	.667	0-0	.000	2-4	.500	3	4	0	1	2	0	6
Minnesota	25	3-7	.429	0-0	.000	2-4	.500	7	1	0	1	0	2	8
Penn State	12	2-6	.333	0-0	.000	2-3	.667	2	0	0	0	1	0	6
at Northwestern	18	5-7	.714	0-0	.000	3-5	.600	5	3	0	0	1	0	13
at Penn State	20	2-3	.667	0-0	.000	3-7	.429	3	3	0	0	0	0	7
Indiana	28	4-5	.800	0-0	.000	5-6	.833	7	2	1	3	5	1	13
Wisconsin	21	2-5	.400	0-0	.000	1-2	.500	5	2	1	2	3	1	5
at Illinois	18	0-4	.000	0-0	.000	1-2	.500	3	2	1	2	1	0	1
at Nebraska	11	2-3	.667	0-0	.000	0-0	.000	2	2	0	0	0	1	4
Northwestern	13	2-2	1.000	0-0	.000	1-2	.500	2	1	0	1	1	0	5
vs. Illinois	18	3-4	.750	0-0	.000	1-2	.500	4	2	0	1	1	0	7
vs. Michigan State	21	2-6	.333	0-0	.000	4-4	1.000	3	4	0	0	2	0	8
Dayton	14	6-9	.667	0-0	.000	3-3	1.000	5	1	0	0	2	1	15
at Oregon	18	8-13	.615	0-0	.000	1-1	1.000	8	5	0	0	0	0	17
Totals = 35 games	702	109-208	.524	0-0	.000	69-105	.657	168	71	11	45	36	18	287
	20.1							4.8						8.2

INDIVIDUAL CAREER GAME-BY-GAME STATS

ROY DEVYN MARBLE

2010-11

Opponent	Min.	FG-FGA	PCT	3-PT. FG	PCT	FT-FTA	PCT	REB	PF	A	TO	BLK	STL	PTS
South Dakota State	16	2-5	.400	1-1	1.000	2-3	.667	5	1	0	0	0	0	7
Louisiana Monroe	17	4-6	.667	1-2	.500	0-1	.000	3	1	0	2	0	1	9
vs. Xavier	11	0-3	.000	0-1	.000	0-2	.000	1	0	1	0	0	0	0
vs. Alabama	13	1-3	.333	0-1	.000	2-5	.400	1	1	2	0	0	1	4
vs. Long Beach State	23	3-6	.500	0-2	.000	5-5	1.000	2	1	0	0	0	0	11
SIU Edwardsville	18	2-4	.500	0-1	.000	3-3	1.000	4	0	3	1	0	1	7
at Wake Forest	31	5-10	.500	0-2	.000	1-3	.333	5	2	2	1	0	1	11
Idaho State	9	2-3	.667	1-2	.500	1-1	1.000	1	2	1	1	0	1	6
Northern Iowa	8	1-2	.500	0-0	.000	0-0	.000	0	0	0	0	0	1	2
Iowa State	16	2-5	.400	2-2	1.000	1-*3	.333	4	0	1	1	0	1	7
at Drake	18	1-4	.250	0-0	.000	3-4	.750	2	1	2	1	0	1	5
Louisiana Tech	15	1-4	.250	0-1	.000	1-2	.500	3	0	2	1	0	0	3
Illinois	21	4-8	.500	1-3	.333	0-2	.000	2	0	1	2	0	2	9
Ohio State	24	0-2	.000	0-1	.000	0-0	.000	3	0	1	2	0	0	0
at Purdue	25	3-10	.300	0-1	.000	0-0	.000	3	4	2	1	0	2	6
Northwestern	24	3-7	.429	0-3	.000	1-6	.167	2	3	2	1	1	2	7
at Minnesota	8	0-1	.000	0-1	.000	0-0	.000	1	2	1	1	0	0	0
at Ohio State	19	0-4	.000	0-0	.000	0-0	.000	4	1	2	1	0	2	0
Indiana	20	8-13	.615	1-2	.500	1-4	.250	2	2	1	1	0	0	18
at Penn State	20	2-6	.333	2-2	1.000	0-0	.000	1	2	0	0	0	0	6
at Michigan	27	4-9	.444	2-3	.667	2-2	1.000	2	2	3	2	0	1	12
Michigan State	13	1-3	.333	0-1	.000	0-0	.000	0	0	4	0	0	0	2
at Indiana	14	1-4	.250	0-1	.000	1-1	1.000	2	0	0	1	0	0	3
Wisconsin	13	3-5	.600	0-0	.000	0-1	.000	0	2	2	1	0	0	6
Minnesota	14	2-7	.286	0-2	.000	3-6	.500	3	2	0	1	0	1	7
at Northwestern	11	0-2	.000	0-0	.000	0-0	.000	1	2	0	1	0	0	0
Michigan	28	5-8	.625	0-1	.000	1-1	1.000	2	3	1	2	0	1	11
at Illinois	30	1-5	.200	0-0	.000	0-0	.000	4	1	1	3	1	0	2
at Michigan State	31	2-9	.222	0-3	.000	3-6	.500	4	3	2	1	0	0	7
Purdue	29	1-9	.111	0-2	.000	2-3	.667	7	2	3	3	0	0	4
vs. Michigan State	27	2-4	.500	0-0	.000	2-2	1.000	0	1	1	2	0	2	6
Totals = 31 games	593	66-174	.379	11-41	.268	35-66	.530	74	41	41	34	2	21	178
	19.1							2.4						5.7

2011-12

Opponent	Min.	FG-FGA	PCT	3-PT. FG	PCT	FT-FTA	PCT	REB	PF	A	TO	BLK	STL	PTS
Chicago State	21	3-6	.500	0-2	.000	0-0	.000	7	2	4	0	0	3	6
North Carolina A&T	13	2-6	.333	1-2	.500	0-0	.000	1	2	3	1	0	0	5
Northern Illinois	17	2-8	.250	0-0	.000	1-2	.500	2	0	4	0	0	2	5
vs. Creighton	21	0-4	.000	0-1	.000	2-2	1.000	2	2	1	0	0	1	2
Campbell	32	6-12	.500	0-1	.000	2-2	1.000	1	3	4	0	1	1	14
IPFW	22	4-6	.667	1-1	1.000	2-5	.400	2	3	2	3	0	1	11
Clemson	17	2-8	.250	0-1	.000	2-2	1.000	0	0	1	0	1	1	6
Brown	23	4-9	.444	0-0	.000	3-3	1.000	7	2	4	0	0	3	11
at Northern Iowa	37	7-12	.583	0-2	.000	0-3	.000	4	4	4	2	0	2	14
at Iowa State	37	5-12	.417	1-1	1.000	10-11	.909	4	3	5	2	0-11	2	21
Drake	19	3-7	.429	0-1	.000	4-5	.800	1	1	5	2	0	2	10
Central Arkansas	23	5-8	.625	0-0	.000	9-10	.900	3	0	6	1	0	1	19
Boise State	31	5-10	.500	0-0	.000	8-10	.800	8	1	5	1	3	3	18
Purdue	35	6-12	.500	0-1	.000	5-8	.625	1	2	6	0	1	1	17
at Wisconsin	29	3-6	.500	0-0	.000	1-3	.333	4	2	1	1	0	0	7
at Minnesota	33	4-10	.400	0-0	.000	1-5	.200	4	2	2	2	0	3	9
Ohio State	29	1-8	.125	0-0	.000	3-4	.750	3	0	2	2	2	0	5
at Michigan State	36	4-15	.267	2-3	.667	2-3	.667	8	3	1	4	0	3	12
Michigan	34	5-12	.417	0-1	.000	3-5	.600	6	2	4	2	1	1	13
at Purdue	35	6-10	.600	1-2	.500	5-6	.833	5	2	3	4	0	0	18
Nebraska	26	3-9	.333	0-1	.000	9-10	.900	3	2	3	1	0	2	15
at Indiana	33	6-9	.667	0-1	.000	1-2	.500	3	1	5	0	1	1	13
Minnesota	32	5-9	.556	1-2	.500	1-1	1.000	5	1	2	2	1	2	12
Penn State	34	2-3	.667	0-0	.000	1-2	.500	8	2	2	4	1	1	5
at Northwestern	33	3-6	.500	1-2	.500	3-3	1.000	2	0	3	2	0	1	10
at Penn State	40	4-10	.400	0-2	.000	5-7	.714	8	1	6	3	0	1	13
Indiana	38	4-17	.235	0-2	.000	2-5	.400	7	2	7	2	0	4	10
Wisconsin	33	3-10	.300	1-4	.250	4-5	.800	3	3	8	3	0	2	11
at Illinois	38	4-9	.444	0-1	.000	2-2	1.000	3	1	6	6	0	4	10
at Nebraska	27	3-10	.300	2-5	.400	3-5	.600	3	1	3	3	0	0	11
Northwestern	30	4-7	.571	1-2	.500	2-2	1.000	1	2	0	4	1	1	11
vs. Illinois	28	2-6	.333	1-2	.500	0-1	.000	3	0	3	1	0	2	5
vs. Michigan State	29	5-10	.500	1-2	.500	2-3	.667	4	0	3	1	0	0	13
Dayton	29	4-8	.500	1-3	.333	0-0	.000	2	2	3	2	1	2	9
at Oregon	37	10-15	.667	7-8	.875	4-4	1.000	5	3	5	0	0	0	31
Totals = 35 games	1031	139-319	.436	22-56	.393	102-141	.723	133	57	126	61	14	53	402
	29.5							3.8						11.5

ERIC MAY

2009-10

Opponent	Min.	FG-FGA	PCT	3-PT. FG	PCT	FT-FTA	PCT	REB	PF	A	TO	BLK	STL	PTS
Texas-San Antonio	28	5-10	.500	0-3	.000	3-4	.750	7	3	3	3	0	1	13
Duquesne	30	1-7	.143	0-3	.000	1-4	.250	5	0	2	2	2	1	3
Bowling Green	24	5-7	.714	4-4	1.000	2-5	.400	2	0	2	2	0	2	16
vs. Texas	20	1-4	.250	0-2	.000	2-2	1.000	5	3	1	2	1	1	4
vs. Wichita State	27	2-7	.286	1-6	.167	4-4	1.000	4	1	0	2	1	1	9
NC Central	22	3-8	.375	0-2	.000	3-3	1.000	4	1	2	3	0	1	9
Virginia Tech	29	1-3	.333	1-2	.500	0-0	.000	3	4	3	2	0	0	3
Prairie View A&M	29	6-11	.545	1-4	.250	1-2	.500	11	2	3	4	3	1	14
at Northern Iowa	24	3-8	.375	2-6	.333	0-0	.000	3	4	0	1	0	1	8
at Iowa State	14	0-3	.000	0-1	.000	0-0	.000	1	1	0	0	0	2	0
Drake	23	3-6	.500	0-3	.000	7-10	.700	3	2	1	0	2	0	13
South Carolina State	33	7-11	.636	2-5	.400	2-3	.667	8	1	1	1	0	1	18
Purdue	38	4-8	.500	1-4	.250	2-2	1.000	8	2	3	3	2	0	11
Minnesota	36	4-12	.333	1-4	.250	4-6	.667	8	2	3	5	1	1	13
at Illinois	37	3-10	.300	2-7	.286	1-2	.500	8	4	3	3	0	0	9
Michigan State	36	2-7	.286	1-3	.333	0-0	.000	5	0	0	2	1	0	5
Tennessee State	36	3-5	.600	1-3	.333	0-0	.000	5	2	4	4	0	3	7
Penn State	33	2-12	.167	1-8	.125	1-2	.500	2	1	2	1	1	1	6
at Michigan State	33	3-6	.500	2-5	.400	0-0	.000	6	4	1	2	2	3	8
at Indiana	34	4-6	.667	1-2	.500	0-0	.000	4	4	0	3	1	1	9
Ohio State	36	6-12	.500	5-10	.500	1-2	.500	3	2	0	0	3	1	18
at Michigan	32	3-12	.250	0-4	.000	2-2	1.000	7	4	0	2	3	1	8
Illinois	32	2-8	.250	1-6	.167	0-0	.000	7	4	1	2	0	3	5
at Ohio State	35	6-10	.600	4-7	.571	0-0	.000	1	5	0	1	0	1	16
Northwestern	30	3-6	.500	2-5	.400	0-2	.000	4	3	1	0	0	1	8
at Purdue	34	2-8	.250	2-6	.333	0-0	.000	7	2	1	1	1	1	6
Michigan	43	3-9	.333	1-5	.200	1-1	1.000	4	4	1	3	1	2	8
at Northwestern	33	4-11	.364	0-7	.000	1-1	1.000	4	2	3	2	0	1	9
Indiana	31	4-8	.500	1-3	.333	0-0	.000	2	3	2	1	0	2	9
at Wisconsin	31	3-6	.500	2-4	.500	0-0	.000	3	0	0	2	1	0	8
at Minnesota	32	4-8	.500	2-5	.400	0-0	.000	0	3	0	0	0	0	10
vs. Michigan	36	2-10	.200	0-4	.000	0-0	.000	3	1	1	0	0	0	4
Totals = 32 games	991	104-259	.402	41-143	.287	38-57	.667	147	74	44	59	26	34	287
	31.0							4.6						9.0

2010-11

Opponent	Min.	FG-FGA	PCT	3-PT. FG	PCT	FT-FTA	PCT	REB	PF	A	TO	BLK	STL	PTS
South Dakota State	34	8-16	.500	1-4	.250	3-4	.750	4	1	0	3	1	2	20
Louisiana Monroe	27	4-7	.571	1-1	1.000	0-0	.000	6	1	1	4	0	3	9
vs. Xavier	32	4-13	.308	1-1	1.000	2-3	.667	6	3	2	2	0	1	11
vs. Alabama	29	5-10	.500	2-3	.667	0-2	.000	4	1	0	5	1	1	12
vs. Long Beach State	25	5-6	.833	3-4	.750	2-4	.500	2	1	0	2	0	0	15
SIU Edwardsville	22	5-7	.714	1-2	.500	2-4	.500	3	1	3	0	0	7	13
at Wake Forest	36	8-13	.615	0-0	.000	1-1	1.000	3	0	2	3	0	6	17
Idaho State	29	4-13	.308	2-4	.500	1-2	.500	6	1	2	0	1	1	11
Northern Iowa	35	3-9	.333	1-3	.333	2-2	1.000	5	2	2	2	1	0	9
Iowa State	28	1-6	.167	0-1	.000	0-0	.000	5	0	3	4	0	3	2
at Drake	21	2-6	.333	1-4	.250	0-0	.000	4	2	1	4	0	0	5
Louisiana Tech	30	4-10	.400	2-6	.333	0-0	.000	4	1	3	3	0	0	10
Illinois	27	3-8	.375	2-4	.500	4-8	.500	2	0	0	2	0	0	12
at Purdue	17	1-4	.250	1-2	.500	0-0	.000	2	1	0	2	0	0	3
Northwestern	15	0-3	.000	0-0	.000	0-0	.000	0	0	0	1	0	0	0
at Minnesota	34	6-10	.600	3-4	.750	1-1	1.000	3	4	2	2	0	2	16
at Ohio State	18	0-2	.000	0-1	.000	0-0	.000	1	1	0	1	0	0	0
Indiana	27	4-5	.800	0-0	.000	3-4	.750	5	3	0	3	1	1	11
at Penn State	22	1-6	.167	1-2	.500	0-0	.000	2	1	0	2	0	1	3
at Michigan	19	1-6	.167	1-3	.333	0-0	.000	2	2	2	1	0	1	3
Michigan State	24	4-5	.800	0-0	.000	3-4	.750	1	2	1	3	1	0	11
at Indiana	32	5-8	.625	0-1	.000	1-2	.500	2	0	1	0	2	2	11
Wisconsin	26	1-6	.167	0-1	.000	0-0	.000	1	0	2	0	1	1	2
Minnesota	2	2-6	.333	1-5	.200	0-0	.000	3	1	2	2	0	2	5
at Northwestern	20	1-5	.200	0-2	.000	0-0	.000	1	0	0	1	0	0	2
Michigan	18	1-3	.333	0-1	.000	1-3	.333	2	5	1	1	0	0	3
at Illinois	15	1-4	.250	1-3	.333	1-2	.500	0	2	1	1	0	0	4
at Michigan State	19	1-3	.333	0-2	.000	2-2	1.000	1	2	2	2	0	0	4
Purdue	19	1-4	.250	0-0	.000	1-2	.500	5	2	3	3	0	1	3
vs. Michigan State	21	2-4	.500	1-2	.500	2-3	.667	3	1	2	1	0	3	7
Totals = 30 games	749	88-208	.423	26-66	.394	32-53	.604	88	41	38	60	9	38	234
	25.0							2.9						7.8

INDIVIDUAL CAREER GAME-BY-GAME STATS

2011-12

Opponent	Min.	FG-FGA	PCT	3-PT. FG	PCT	FT-FTA	PCT	REB	PF	A	TO	BLK	STL	PTS
Chicago State	26	4-10	.400	2-5	.400	2-2	1.000	1	1	5	1	1	2	12
North Carolina A&T	32	8-12	.667	3-4	.750	1-3	.333	9	2	1	5	0	1	20
Northern Illinois	19	6-8	.750	2-2	1.000	0-0	.000	3	2	4	2	0	0	14
vs. Creighton	23	3-10	.300	0-3	.000	0-0	.000	6	3	2	3	1	0	6
Campbell	20	1-4	.250	0-1	.000	2-4	.500	2	2	0	1	0	2	4
IPFW	11	1-2	.500	0-0	.000	0-0	.000	1	2	1	1	0	0	2
Clemson	12	1-6	.167	0-3	.000	0-0	.000	2	1	1	0	0	0	2
Brown	19	4-8	.500	0-2	.000	0-0	.000	4	0	3	0	0	1	8
at Northern Iowa	30	5-11	.455	0-2	.000	0-1	.000	2	3	1	0	0	0	10
at Iowa State	15	2-5	.400	1-1	1.000	0-0	.000	2	3	0	1	0	1	5
Drake	14	0-3	.000	0-2	.000	3-4	.750	3	4	1	0	2	2	3
Central Arkansas	23	3-4	.750	2-2	1.000	2-2	1.000	1	0	2	1	0	3	10
Boise State	21	1-6	.167	1-2	.500	0-0	.000	1	1	3	0	1	1	3
Purdue	20	2-7	.286	1-2	.500	4-4	1.000	6	4	0	1	0	0	9
at Wisconsin	18	1-4	.250	0-0	.000	0-0	.000	5	0	0	1	0	0	2
at Minnesota	23	3-6	.500	0-1	.000	0-0	.000	1	0	1	0	1	0	6
Ohio State	21	4-10	.400	1-2	.500	0-0	.000	6	0	1	2	0	2	9
at Michigan State	13	1-2	.500	0-0	.000	0-1	.000	2	1	1	4	0	0	2
Michigan	18	1-4	.250	0-1	.000	0-0	.000	7	1	1	0	0	0	2
at Purdue	22	0-4	.000	0-1	.000	1-2	.500	0	5	1	1	0	1	1
Nebraska	19	2-5	.400	1-1	1.000	0-1	.000	5	2	1	1	1	1	5
at Indiana	5	0-0	.000	0-0	.000	0-0	.000	1	0	0	1	0	0	0
Penn State	12	2-4	.500	0-0	.000	0-0	.000	2	1	1	2	0	2	4
at Northwestern	8	0-1	.000	0-1	.000	0-0	.000	1	2	1	3	0	0	0
at Penn State	5	1-2	.500	0-1	.000	0-0	.000	0	0	0	0	0	1	2
Wisconsin	2	0-0	.000	0-0	.000	0-0	.000	0	1	0	0	0	0	0
at Illinois	3	0-1	.000	0-1	.000	0-0	.000	0	0	0	0	0	0	0
at Nebraska	8	0-0	.000	0-0	.000	0-0	.000	2	1	1	0	0	0	0
Northwestern	3	0-0	.000	0-0	.000	0-0	.000	0	0	0	0	0	0	0
vs. Illinois	6	0-2	.000	0-0	.000	0-0	.000	1	0	0	0	0	0	0
vs. Michigan State	6	0-0	.000	0-0	.000	0-0	.000	0	0	0	0	0	0	0
Dayton	3	0-1	.000	0-0	.000	0-0	.000	0	0	0	0	0	0	0
at Oregon	5	0-4	.000	0-1	.000	0-0	.000	3	2	0	0	0	1	0
Totals = 33 games	485	56-146	.384	14-41	.341	15-24	.625	79	44	33	31	7	21	141
	14.7							2.7						4.3

ZACH MCCABE

2010-11

Opponent	Min.	FG-FGA	PCT	3-PT. FG	PCT	FT-FTA	PCT	REB	PF	A	TO	BLK	STL	PTS
South Dakota State	33	4-7	.571	1-2	.500	2-2	1.000	7	3	0	3	0	0	11
Louisiana Monroe	21	4-10	.400	2-5	.400	2-3	.667	4	3	2	3	0	1	12
vs. Xavier	18	2-3	.667	2-2	1.000	1-2	.500	2	5	0	0	0	0	7
vs. Alabama	26	3-7	.429	1-2	.500	6-6	1.000	6	3	0	1	0	3	13
vs. Long Beach State	31	1-8	.125	0-2	.000	2-3	.667	6	3	0	2	0	0	4
SIU Edwardsville	16	6-13	.462	4-7	.571	0-0	.000	7	1	0	0	0	1	16
at Wake Forest	26	3-12	.250	1-6	.167	2-3	.667	8	4	1	3	0	2	9
Idaho State	27	2-5	.400	0-2	.000	2-2	1.000	4	4	2	0	0	2	6
Northern Iowa	16	0-1	.000	0-1	.000	0-0	.000	4	1	0	1	0	0	0
Iowa State	17	4-8	.500	3-5	.600	2-2	1.000	4	5	0	1	0	0	13
at Drake	27	2-4	.500	0-2	.000	5-7	.714	3	2	1	2	0	1	9
Louisiana Tech	11	1-2	.500	1-2	.500	0-0	.000	3	5	2	0	0	1	3
Illinois	31	23-8	.250	1-5	.200	1-1	1.000	3	2	1	3	0	1	6
Ohio State	26	3-9	.333	1-4	.250	1-1	1.000	2	2	1	0	0	1	8
at Purdue	23	2-4	.500	0-1	.000	0-0	.000	4	0	2	3	1	0	4
Northwestern	9	0-3	.000	0-1	.000	0-0	.000	2	0	2	3	0	0	0
at Minnesota	24	0-4	.000	1-3	.000	0-0	.000	4	2	1	0	0	1	0
at Ohio State	21	2-6	.333	1-3	.333	0-0	.000	2	1	0	3	0	0	5
Indiana	17	1-3	.333	0-1	.000	3-4	.750	3	3	1	1	0	0	5
at Penn State	15	1-3	.333	1-3	.333	0-0	.000	2	2	1	2	0	2	3
at Michigan	20	2-5	.400	0-2	.000	0-0	.000	4	0	1	3	0	0	4
Michigan State	13	2-4	.500	1-3	.333	0-0	.000	2	3	0	0	0	1	5
at Indiana	10	0-0	.000	0-0	.000	2-2	1.000	0	4	0	1	0	0	2
Wisconsin	16	0-2	.000	0-0	.000	0-0	.000	5	1	1	4	0	0	0
Minnesota	9	0-2	.000	0-2	.000	2-2	1.000	0	1	0	3	0	1	2
at Northwestern	24	5-8	.625	1-3	.333	0-1	.000	3	1	2	2	0	0	11
Michigan	20	1-6	.167	0-4	.000	0-0	.000	1	2	3	1	0	2	2
at Illinois	17	2-6	.333	1-3	.333	0-0	.000	5	3	0	1	0	0	5
at Michigan State	17	1-6	.167	0-2	.000	4-5	.800	6	1	0	0	0	2	6
Purdue	14	1-5	.200	1-4	.250	0-0	.000	1	0	0	2	0	0	3
vs. Michigan State	13	2-5	.400	1-2	.500	0-0	.000	4	2	0	0	0	0	5
Totals = 31 games	608	59-169	.349	24-84	.286	37-46	.804	111	69	24	48	1	22	179
	19.6							3.6						5.8

2011-12

Opponent	Min.	FG-FGA	PCT	3-PT. FG	PCT	FT-FTA	PCT	REB	PF	A	TO	BLK	STL	PTS
Chicago State	18	5-11	.455	2-5	.400	1-3	.333	5	1	1	0	0	1	13
North Carolina A&T	25	4-5	.800	1-2	.500	3-4	.750	6	2	2	2	0	0	12
Northern Illinois	15	3-6	.500	2-3	.667	0-0	.000	1	2	2	1	0	2	8
vs. Creighton	20	0-4	.000	0-1	.000	0-2	.000	1	1	1	0	0	2	0
Campbell	24	3-11	.273	0-2	.000	0-0	.000	7	4	2	3	0	2	6
IPFW	27	4-6	.667	1-1	1.000	3-4	.750	3	4	0	0	0	3	12
Clemson	19	3-4	.750	0-0	.000	1-1	1.000	7	5	0	3	0	2	7
Brown	19	3-6	.500	1-1	1.000	2-2	1.000	7	3	0	2	0	0	9
at Northern Iowa	17	1-3	.333	0-0	.000	0-0	.000	5	5	1	3	0	0	2
at Iowa State	16	3-4	.750	0-0	.000	2-2	1.000	3	4	1	1	0	0	8
Drake	24	4-5	.800	0-0	.000	0-0	.000	6	2	1	0	0	2	8
Central Arkansas	13	3-7	.429	0-1	.000	2-2	1.000	8	3	1	0	0	0	8
Boise State	11	1-3	.333	0-0	.000	0-0	.000	2	2	0	1	0	0	2
Purdue	16	2-3	.667	0-0	.000	1-1	1.000	5	4	0	1	0	0	5
at Wisconsin	23	3-5	.600	0-2	.000	0-0	.000	3	4	0	2	0	0	6
at Minnesota	32	3-7	.429	2-2	1.000	4-4	1.000	7	3	2	2	0	1	12
Ohio State	18	2-4	.500	0-0	.000	2-2	1.000	0	4	2	1	1	1	6
at Michigan State	19	2-7	.286	0-1	.000	3-3	1.000	2	3	0	2	0	0	7
Michigan	24	4-5	.800	0-0	.000	3-5	.600	7	4	3	1	0	0	11
at Purdue	36	7-13	.538	3-5	.600	3-7	.429	5	3	0	2	1	2	20
Nebraska	30	9-11	.818	2-3	.667	0-0	.000	6	5	1	2	1	2	20
at Indiana	21	1-3	.333	0-0	.000	1-1	1.000	2	3	0	1	1	0	3
Minnesota	23	2-5	.400	1-2	.500	3-4	.750	10	4	4	3	0	4	8
Penn State	31	3-7	.429	0-1	.000	4-4	1.000	5	4	1	4	0	0	10
at Northwestern	18	0-2	.000	0-1	.000	0-0	.000	1	4	2	2	0	0	0
at Penn State	23	0-1	.000	0-0	.000	2-2	1.000	2	5	2	3	2	0	2
Indiana	6	1-3	.333	0-1	.000	0-0	.000	1	5	0	1	0	0	2
Wisconsin	20	2-6	.333	2-2	1.000	0-0	.000	4	2	0	5	0	1	6
at Illinois	22	1-5	.200	0-2	.000	2-2	1.000	7	4	0	0	0	1	4
at Nebraska	20	2-2	1.000	0-0	.000	0-0	.000	5	3	2	1	0	0	4
Northwestern	22	1-4	.250	0-1	.000	4-6	.667	6	5	1	3	1	0	6
vs. Illinois	25	1-8	.125	0-4	.000	3-4	.750	6	0	1	0	1	2	5
vs. Michigan State	29	4-9	.444	3-4	.750	2-2	1.000	6	3	1	0	1	1	13
Dayton	32	9-9	1.000	1-1	1.000	1-2	.500	8	4	2	4	0	0	20
at Oregon	13	3-6	.500	1-1	1.000	1-2	.500	2	5	0	4	0	0	8
Totals = 35 games	751	99-200	.495	22-49	.449	53-71	.746	161	119	36	60	9	29	273
	21.5							4.6						7.8

JOSH OGLESBY
2011-12

Opponent	Min.	FG-FGA	PCT	3-PT. FG	PCT	FT-FTA	PCT	REB	PF	A	TO	BLK	STL	PTS
Chicago State	19	1-7	.143	1-6	.167	1-2	.500	2	0	4	0	0	0	4
North Carolina A&T	7	0-2	.000	0-2	.000	0-0	.000	1	1	2	1	0	0	0
Northern Illinois	23	6-9	.667	4-7	.571	0-0	.000	5	1	2	1	0	1	16
vs. Creighton	20	5-8	.625	3-5	.600	1-2	.500	1	0	2	0	1	0	14
Campbell	12	2-3	.667	2-2	1.000	0-0	.000	0	0	0	2	0	0	6
IPFW	18	2-6	.333	1-5	.200	1-3	.333	1	0	2	0	0	0	6
Clemson	25	4-9	.444	3-4	.750	4-4	1.000	3	0	0	0	0	2	15
Brown	17	1-5	.200	0-2	.000	0-0	.000	3	1	1	0	0	0	2
at Northern Iowa	20	3-6	.500	1-3	.333	0-1	.000	1	1	0	1	0	0	7
at Iowa State	22	2-6	.333	1-4	.250	1-1	1.000	3	1	1	0	0	0	6
Drake	19	2-5	.400	1-3	.333	0-0	.000	2	0	3	0	1	0	5
Central Arkansas	17	4-6	.667	1-2	.500	0-0	.000	2	1	2	0	0	0	9
Boise State	22	2-4	.500	2-4	.500	3-4	.750	1	0	1	1	0	0	9
Purdue	14	1-2	.500	1-1	1.000	0-0	.000	2	0	0	1	0	0	3
at Wisconsin	9	1-4	.250	0-1	.000	0-0	.000	1	0	0	0	0	0	2
at Minnesota	8	0-3	.000	0-3	.000	0-0	.000	1	0	0	0	0	0	0
Ohio State	20	2-6	.333	1-5	.200	2-2	1.000	0	0	0	1	0	0	7
at Michigan State	17	1-6	.167	0-4	.000	0-0	.000	0	0	1	1	0	0	2
Michigan	16	3-5	.600	1-2	.500	0-0	.000	2	1	2	0	0	0	7
at Purdue	8	0-1	.000	0-0	.000	0-0	.000	0	1	1	0	0	0	0
Nebraska	16	2-6	.333	1-4	.250	0-0	.000	1	1	0	0	0	0	5
at Indiana	20	8-12	.667	6-8	.750	2-2	1.000	1	1	1	1	0	0	24
Minnesota	21	0-5	.000	0-2	.000	2-2	1.000	2	1	1	1	0	0	2
Penn State	8	0-2	.000	0-2	.000	0-0	.000	0	0	0	0	0	0	0
at Northwestern	17	2-5	.400	1-2	.500	0-0	.000	0	1	1	0	0	0	5
at Penn State	27	1-7	.143	0-5	.000	1-3	.333	3	3	3	0	0	1	3
Indiana	36	2-8	.250	2-5	.400	5-6	.833	1	2	2	0	0	0	11
Wisconsin	31	0-3	.000	0-2	.000	0-0	.000	4	1	2	0	0	1	0
at Illinois	27	4-10	.400	1-5	.200	0-0	.000	2	4	0	1	0	0	9
at Nebraska	19	3-5	.600	2-4	.500	0-0	.000	2	1	1	1	0	1	8
Northwestern	23	1-4	.250	1-4	.250	2-2	1.000	4	1	3	2	0	0	5
vs. Illinois	17	3-8	.375	2-4	.500	0-0	.000	4	1	1	0	0	0	8
vs. Michigan State	26	7-9	.778	5-7	.714	1-2	.500	2	1	1	0	0	1	20
Dayton	16	1-3	.333	1-2	.500	0-0	.000	2	0	1	0	0	0	3
at Oregon	17	0-1	.000	0-0	.000	0-0	.000	0	0	0	0	0	0	0
Totals = 35 games	654	76-191	.398	45-121	.372	26-36	.722	59	26	41	15	2	7	223
	18.7							1.7						6.4

INDIVIDUAL CAREER GAME-BY-GAME STATS

GABRIEL OLASENI

2011-12

Opponent	Min.	FG-FGA	PCT	3-PT. FG	PCT	FT-FTA	PCT	REB	PF	A	TO	BLK	STL	PTS
Chicago State	9	1-2	.500	0-0	.000	6-8	.750	4	1	0	0	0	0	8
Northern Illinois	12	0-3	.000	0-0	.000	0-0	.000	5	0	1	1	0	0	0
vs. Creighton	3	0-0	1.000	0-0	.000	0-0	.000	1	0	0	0	0	0	0
IPFW	5	1-1	.000	0-0	.000	0-0	.000	1	1	0	1	0	0	2
Clemson	5	0-0	.000	0-0	.000	0-0	.000	0	0	1	0	0	0	0
at Northern Iowa	1	0-0	.800	0-0	.000	0-0	.000	0	0	0	0	0	0	0
Central Arkansas	9	4-5	.000	0-0	.000	0-0	.000	2	1	1	0	3	0	8
at Wisconsin	2	0-1	1.000	0-0	.000	0-0	.000	0	0	0	0	0	0	0
Ohio State	7	1-1	.000	0-0	.000	0-1	.000	1	1	0	1	0	1	2
at Michigan State	5	0-0	.000	0-0	.000	0-0	.000	3	3	0	0	1	1	0
at Indiana	9	0-1	.000	0-0	.000	2-4	.500	1	1	0	1	2	0	2
Minnesota	3	0-0	.000	0-0	.000	0-0	.000	0	0	0	1	0	0	0
at Northwestern	1	0-0	.000	0-0	.000	0-0	.000	0	0	0	0	0	0	0
at Penn State	6	0-2	.000	0-0	.000	0-0	.000	1	1	0	1	1	2	0
Indiana	1	0-0	.000	0-0	.000	0-0	.000	0	0	0	1	0	0	0
at Illinois	3	0-0	.000	0-0	.000	0-0	.000	1	0	0	0	0	0	0
vs. Michigan State	6	2-2	1.000	0-0	.000	0-0	.000	2	2	0	2	1	0	4
at Oregon	3	0-1	.000	0-0	.000	0-0	.000	0	0	0	0	0	0	0
Totals = 18 games	90	9-19	.474	0-0	.000	8-13	.615	22	12	3	9	8	4	26
	5.0							1.2						1.4

DARIUS STOKES

2011-12

Opponent	Min.	FG-FGA	PCT	3-PT. FG	PCT	FT-FTA	PCT	REB	PF	A	TO	BLK	STL	PTS
Chicago State	4	0-1	.000	0-0	.000	0-0	.000	1	1	0	1	0	0	0
Northern Illinois	4	0-1	.000	0-0	.000	0-0	.000	0	1	1	0	0	0	0
vs. Creighton	2	1-1	1.000	0-0	.000	0-0	.000	1	0	0	0	1	0	2
Clemson	3	0-0	.000	0-0	.000	0-0	.000	1	1	0	0	1	1	0
Brown	3	0-0	.000	0-0	.000	0-0	.000	0	0	0	0	0	0	0
Central Arkansas	6	0-0	.000	0-0	.000	0-0	.000	4	2	1	1	0	0	0
Ohio State	4	0-1	.000	0-0	.000	0-0	.000	1	0	0	0	0	0	0
at Indiana	1	0-0	.000	0-0	.000	0-0	.000	0	0	0	0	0	0	0
at Northwestern	1	0-0	.000	0-0	.000	0-0	.000	0	0	0	0	0	0	0
Indiana	5	1-1	1.000	0-0	.000	0-0	.000	1	1	0	0	0	0	2
Wisconsin	2	0-0	.000	0-0	.000	0-0	.000	0	0	0	0	0	0	0
at Oregon	1	0-0	.000	0-0	.000	0-0	.000	0	0	0	0	0	0	0
Totals = 12 games	36	2-5	.400	0-0	.000	0-0	.000	9	6	2	2	2	1	4
	3.0							0.8						1.3

AARON WHITE

2011-12

Opponent	Min.	FG-FGA	PCT	3-PT. FG	PCT	FT-FTA	PCT	REB	PF	A	TO	BLK	STL	PTS
Chicago State	18	6-12	.500	2-3	.667	5-5	1.000	10	1	0	1	0	2	19
North Carolina A&T	12	1-5	.200	0-2	.000	0-0	.000	4	1	0	4	0	1	2
Northern Illinois	21	4-6	.667	1-1	1.000	0-1	.000	4	3	1	2	1	0	9
vs. Creighton	21	2-10	.200	0-2	.000	3-6	.500	3	0	0	2	0	2	7
Campbell	9	1-7	.143	0-0	.000	0-0	.000	4	1	0	0	0	0	2
IPFW	18	3-6	.500	0-1	.000	2-2	1.000	2	1	0	2	0	2	8
Clemson	17	2-4	.500	0-1	.000	0-0	.000	4	2	0	0	0	0	4
Brown	19	3-10	.300	0-3	.000	3-4	.750	9	1	1	1	0	0	9
at Northern Iowa	6	2-3	.667	0-1	.000	3-7	.750	3	2	1	1	0	0	7
at Iowa State	21	2-8	.250	0-1	.000	3-3	1.000	3	5	2	1	0	2	7
Drake	18	4-4	1.000	1-1	1.000	1-2	.500	5	2	1	1	1	0	10
Central Arkansas	21	8-13	.615	1-3	.333	0-0	.000	5	1	2	1	2	2	17
Boise State	27	6-8	.750	0-1	.000	6-7	.857	6	2	0	1	0	1	18
Purdue	19	2-4	.500	0-2	.000	3-4	.750	3	1	0	2	1	0	7
at Wisconsin	20	6-7	.857	2-2	1.000	4-4	1.000	4	3	1	1	1	0	18
at Minnesota	26	4-7	.571	0-1	.000	2-5	.400	6	2	2	2	0	1	10
Ohio State	15	0-3	.000	0-1	.000	3-4	.750	3	0	0	2	1	0	3
at Michigan State	26	5-7	.714	0-1	.000	5-9	.556	6	2	0	2	2	2	15
Michigan	23	2-6	.333	0-0	.000	8-10	.800	5	2	0	2	0	1	12
at Purdue	27	2-6	.333	0-1	.000	5-7	.714	5	4	0	0	2	0	9
Nebraska	28	4-6	.667	0-1	.000	3-4	.750	9	0	0	0	0	1	11
at Indiana	23	4-9	.444	1-2	.500	0-1	.000	1	5	1	2	0	0	9
Minnesota	28	2-7	.286	0-1	.000	5-7	.714	7	3	2	0	1	1	9
Penn State	32	5-9	.556	2-4	.500	5-6	.833	9	2	4	2	3	2	17
at Northwestern	35	7-10	.700	2-3	.667	1-1	1.000	12	2	1	4	1	0	17
at Penn State	34	6-11	.545	1-3	.333	3-4	.750	10	1	1	4	3	1	16
Indiana	32	4-10	.400	0-0	.000	0-1	.000	10	2	1	1	1	1	8
Wisconsin	35	5-7	.714	0-0	.000	2-5	.400	6	1	2	0	1	0	12
at Illinois	32	3-6	.500	0-1	.000	2-3	.667	2	2	3	3	0	0	8
at Nebraska	27	3-7	.429	0-2	.000	2-3	.667	5	3	0	2	0	1	8
Northwestern	31	4-5	.800	1-2	.500	5-7	.714	3	4	1	1	0	3	14
vs. Illinois	28	5-9	.556	1-3	.333	2-4	.500	9	4	1	0	0	3	13
vs. Michigan State	19	2-6	.333	0-3	.000	3-8	.375	3	4	0	2	2	1	7
Dayton	31	10-15	.667	1-3	.333	4-4	1.000	11	2	2	0	0	0	25
at Oregon	35	7-17	.412	1-5	.200	7-8	.875	8	2	1	0	0	1	22
Totals = 35 games	834	136-270	.504	17-61	.279	100-143	.699	199	73	31	49	23	31	389
	23.8							5.7						11.1

Overall: 18-17

Big Ten: 8-10

Home: 14-6

Away: 3-9

Neutral: 1-2

DATE	OPPONENT	RESULT	ATTEND.	TOP SCORER	TOP REBOUNDER
11/11/11	CHICAGO STATE	W, 96-52	12,897	(19) White, Aaron	(10) White, Aaron
11/14/11	NORTH CAROLINA AT&T	W, 95-79	8,891	(27) Gatens, Matt	(10) Basabe, Melsahn
11/17/11	NORTHERN ILLINOIS	W, 88-55	9,666	(16) Oglesby, Josh	(7) Archie, Devon
11/20/11	vs. Creighton #	L, 59-82	12,746	(14) Oglesby, Josh	(6) May, Eric
11/23/11	CAMPBELL	L, 61-77	10,501	(17) Gatens, Matt	(7) McCabe, Zach
11/26/11	IPFW	W, 82-72	9,904	(22) Gatens, Matt	(4) Brommer, Andrew
					(4) Gatens, Matt
					(4) Basabe, Melsahn
11/29/11	CLEMSON ^	L, 55-71	10,449	(15) Oglesby, Josh	(7) McCabe, Zach
12/03/11	BROWN	W, 75-54	10,399	(14) Basabe, Melsahn	(10) Basabe, Melsahn
12/06/11	at Northern Iowa	L, 60-80	6,834	(14) Marble, Roy Devyn	(6) Basabe, Melsahn
12/09/11	at Iowa State	L, 76-86	14,356	(12) Marble, Roy Devyn	(9) Basabe, Melsahn
12/17/11	DRAKE	W, 82-68	10,479	(20) Gatens, Matt	(6) McCabe, Zach
					(6) Gatens, Matt
					(9) Basabe, Melsahn
12/19/11	CENTRAL ARKANSAS	W, 105-64	9,382	(19) Marble, Roy Devyn	(11) Basabe, Melsahn
12/22/11	BOISE STATE	W, 81-72	13,122	(18) White, Aaron	
				(18) Marble, Roy Devyn	
				(17) Marble, Roy Devyn	(8) Basabe, Melsahn
12/28/11	PURDUE *	L, 76-79	13,314	(18) White, Aaron	(12) Gatens, Matt
12/31/11	at #11 Wisconsin *	W, 72-65	17,230	(19) Gatens, Matt	(7) McCabe, Zach
01/04/12	at Minnesota *	W, 64-62	12,018	(9) May, Eric	(6) May, Eric
01/07/12	#6 OHIO STATE *	L, 47-76	15,400	(15) White, Aaron	(8) Marble, Roy Devyn
01/10/12	at #10 Michigan State *	L, 61-95	14,797	(19) Gatens, Matt	(7) McCabe, Zach
01/14/12	#13 MICHIGAN *	W, 75-59	12,366		(7) May, Eric
					(6) Gatens, Matt
01/17/12	Purdue *	L, 68-75	14,134	(20) McCabe, Zach	(9) White, Aaron
01/26/12	NEBRASKA *	L, 73-79	10,538	(20) McCabe, Zach	(3) Marble, Roy Devyn
01/29/12	at #16 Indiana *	L, 89-103	17,243	(24) Oglesby, Josh	(3) Basabe, Melsahn
					(10) McCabe, Zach
02/01/12	MINNESOTA *	W, 63-59	11,232	(18) Gatens, Matt	(9) White, Aaron
02/04/12	PENN STATE *	W, 77-64	13,510	(18) Gatens, Matt	(12) White, Aaron
02/09/12	at Northwestern *	L, 64-83	6,013	(17) White, Aaron	(10) White, Aaron
02/16/12	at Penn State *	L, 64-69	6,794	(21) Gatens, Matt	(10) White, Aaron
02/19/12	#18 INDIANA *	W, 78-66	13,282	(30) Gatens, Matt	(6) White, Aaron
02/23/12	#15 WISCONSIN *	W, 67-66	14,248	(33) Gatens, Matt	(7) McCabe, Zach
02/26/12	at Illinois *	L, 54-65	16,322	(22) Gatens, Matt	(5) McCabe, Zach
02/29/12	at Nebraska *	W, 62-53	10,772	(16) Gatens, Matt	(5) White, Aaron
					(5) Gatens, Matt
					(6) Cartwright, Bryce
03/03/12	NORTHWESTERN *	L, 66-70	15,400	(17) Gatens, Matt	(6) McCabe, Zach
					(9) White, Aaron
03/08/12	vs. Illinois \$	W, 64-61	17,936	(20) Gatens, Matt	(6) McCabe, Zach
03/09/12	vs. #8 Michigan State \$	L, 75-92	18,484	(20) Oglesby, Josh	(11) White, Aaron
03/13/12	DAYTON +	W, 84-75	13,190	(25) White, Aaron	(8) White, Aaron
03/18/12	at Oregon +	L, 97-108	8,647	(31) Marble, Roy Devyn	(8) Basabe, Melsahn

= Dale Howard Classic, Des Moines, Iowa

^ = Big Ten / ACC Challenge

* = Conference Game

\$ = Big Ten Tournament, Indianapolis, Ind.

+ = NIT

ATTENDANCE SUMMARY	GAMES	TOTALS	AVERAGE
Home	20	238,170	11,908
Away	12	145,160	12,097
Neutral	3	49,166	16,389
Total	35	432,496	12,357

OVERALL GAMES: 18-17

Player	G-GS	FG-FGA	PCT	3-pt. FG-FGA	PCT	FT-FTA	PCT	REB	AVG	PF-D	AST	TO	BK	ST	PTS	AVG	MIN
Gatens	35-35	173-369	.469	75-183	.410	111-130	.854	125	3.6	66-0	69	38	6	48	532	15.2	1212
Marble	35-27	139-319	.436	22-56	.393	102-141	.723	133	3.8	57-0	126	61	14	53	402	11.5	1031
White	35-14	136-270	.504	17-61	.279	100-143	.699	199	5.7	73-2	31	49	23	31	389	11.1	834
Basabe	35-21	109-208	.524	0-0	.000	69-105	.657	168	4.8	71-1	11	45	36	18	287	8.2	702
McCabe	35-30	99-200	.495	22-49	.449	53-71	.746	161	4.6	119-7	36	60	9	29	273	7.8	751
Oglesby	35-5	76-191	.398	45-121	.372	26-36	.722	59	1.7	26-0	41	15	2	7	223	6.4	654
Cartwright	32-17	70-199	.352	4-23	.174	48-64	.750	67	2.1	44-0	154	79	2	29	192	6.0	757
May	33-21	56-146	.384	14-41	.341	15-24	.625	79	2.4	44-1	33	31	7	21	141	4.3	485
Olaseni	18-0	9-19	.474	0-0	.000	8-13	.615	22	1.2	12-0	3	9	8	4	26	1.4	90
Brommer	30-0	15-24	.625	0-0	.000	12-27	.444	44	1.5	43-0	6	17	4	11	42	1.4	237
Archie	18-5	11-18	.611	0-0	.000	2-5	.400	34	1.9	17-0	3	12	6	6	24	1.3	135
Stubbs	12-0	5-9	.556	2-3	.667	2-2	1.000	3	0.3	3-0	6	6	0	4	14	1.2	39
Denning	4-0	1-2	.500	0-1	.000	2-2	1.000	1	0.3	0-0	0	1	0	0	4	1.0	9
Stokes	12-0	2-5	.400	0-0	.000	0-0	.000	9	0.8	6-0	2	2	2	1	4	0.3	36
McCarty	8-0	1-5	.200	0-1	.000	0-0	.000	1	0.1	2-0	0	2	0	0	2	0.3	19
Cox	3-0	0-0	.000	0-0	.000	0-0	.000	1	0.3	1-0	0	1	0	0	0	0.0	7
Rickert	1-0	0-0	.000	0-0	.000	0-0	.000	0	0.0	0-0	0	0	0	0	0	0.0	2
Team								99		6		5					
TOTAL	35	902-1984	.455	201-539	.373	550-763	.721	1205	34.4	590-11	521	433	119	262	2555	73.0	7000
OPP.	35	910-1993	.457	244-707	.345	473-648	.730	1193	34.1	651-10	515	473	111	193	2537	72.5	7000

Score by Periods:	1	2	Total
Iowa	1208	1347	2555
Opponents	1211	1326	2537

BIG TEN GAMES ONLY: 8-10 (T-7TH)

Player	G/GS	FG-FGA	PCT	3-pt. FG-FGA	PCT	FT-FTA	PCT	REB	AVG	PF/D	AST	TO	BK	ST	PTS	AVG	MIN
Gatens	18-18	101-206	.490	49-102	.480	55-68	.809	73	4.1	29-0	28	19	5	25	306	649	36.1
White	18-10	68-127	.535	9-27	.333	58-85	.682	106	5.9	39-1	19	30	17	14	203	11.3	27.4
Marble	18-18	70-172	.407	9-29	.310	53-78	.679	77	4.3	29-0	64	45	8	27	202	11.2	33.1
McCabe	18-18	45-93	.484	10-23	.435	32-41	.780	78	4.3	69-4	20	36	7	12	132	7.3	22.4
Basabe	18-8	45-85	.529	0-0	.000	27-51	.529	70	3.9	35-0	7	26	20	9	117	6.5	19.0
Cartwright	16-5	39-94	.415	2-10	.200	21-31	.677	37	2.3	27-0	71	48	0	10	101	6.3	23.6
Oglesby	18-5	31-94	.330	17-59	.288	14-17	.824	26	1.4	18-0	18	9	0	3	93	5.2	18.7
May	16-8	17-50	.340	3-11	.273	5-8	.625	38	2.4	18-1	9	16	2	7	42	2.6	12.5
Brommer	16-0	3-5	.600	0-0	.000	4-6	.667	11	0.7	17-0	2	6	1	3	10	0.6	5.1
Archie	10-0	3-6	.500	0-0	.000	0-1	.000	13	1.3	7-0	1	2	3	2	6	0.6	5.6
Olaseni	9-0	1-5	.200	0-0	.000	2-5	.400	7	0.8	7-0	0	5	4	4	4	0.4	4.1
Stokes	5-0	1-2	.500	0-0	.000	0-0	.000	2	0.4	1-0	0	0	0	0	2	0.4	2.6
Stubbs	6-0	1-1	1.000	0-0	.000	0-0	.000	0	0.0	0-0	1	2	0	0	2	0.3	1.7
McCarty	3-0	0-1	.000	0-0	.000	0-0	.000	1	0.3	0-0	0	0	0	0	0	0	1.3
Team								53		2-0		2					
IOWA	18	425-941	.452	99-261	.379	271-391	.693	592	32.9	298-6	240	246	67	116	1220	67.8	3600
OPP.	18	467-1029	.454	118-366	.322	236-321	.735	607	33.7	336-3	262	214	56	124	1288	71.6	3600

Score by Periods:	1	2	Total
Iowa	562	658	1220
Opponents	598	690	1288

CATEGORY	IOWA		OPPONENTS	
<u>Points</u>	High	105	Central Arkansas	108
	Low	47	Ohio State	53
<u>FG Made</u>	High	42	Central Arkansas	37
	Low	16	Clemson	19
<u>FG Att.</u>	High	79	Oregon	73
	Low	40	Northwestern	44
<u>FG%</u>	High	.630	Indiana	.622
	Low	.286	Clemson	.315
<u>3FG Made</u>	High	13	Northern Illinois	13
	Low	1	Northern Iowa	1
<u>3FG Att.</u>	High	27	Chicago State	31
	Low	6	Wisconsin	8
<u>3FG%</u>	High	.619	Northern Illinois	.556
	Low	.083	Northern Iowa	.100
<u>FTM</u>	High	29	Penn State	29
	Low	3	Northern Iowa	0
<u>FTA</u>	High	34	Penn State	35
	Low	9	Northern Iowa	0
<u>FT% (min. 10)</u>	High	.909	Clemson	.882
	Low	.526	Creighton	.000
<u>Off. Reb.</u>	High	21	Brown	20
	Low	5	Northwestern	4
<u>Def. Reb.</u>	High	36	Central Arkansas	34
	Low	15	Campbell/Michigan St/Indiana	13
<u>Total Reb.</u>	High	56	Brown	43
	Low	22	Indiana	21
<u>Assists</u>	High	32	Central Arkansas	26
	Low	5	Clemson	7
<u>Steals</u>	High	14	Chicago State	16
	Low	1	Purdue	1
<u>Blocks</u>	High	8	Boise State	10
	Low	0	Five times	0
<u>Turnovers</u>	High	22	North Carolina A&T	27
	Low	5	Boise State	7
<u>Fouls</u>	High	25	Northern Iowa/Purdue	24
	Low	10	Ohio State/Illinois	12

GAME-BY-GAME SPECIALTY STATS					
<u>Date</u>	<u>Opponent</u>	<u>LA-Opp.</u>	<u>IA-Opp.</u>	<u>IA-Opp.</u>	<u>IA-Opp.</u>
		<u>TO's</u>	<u>Paint</u>	<u>Chance</u>	<u>Break</u>
11/11	Chicago State	25-8	38-42	20-4	10-16
11/14	NC A&T	15-26	28-28	23-11	12-18
11/17	Northern Illinois	28-4	34-18	11-8	16-0
11/20	Creighton	15-7	16-40	3-18	6-4
11/23	Campbell	18-9	30-36	10-6	4-0
11/26	IPFW	33-12	36-26	4-4	12-9
11/29	Clemson	16-10	24-30	6-11	9-10
12/3	Brown	14-12	44-26	18-11	10-7
12/6	at UNI	12-26	20-14	10-2	n/a
12/9	at Iowa State	16-20	30-34	9-12	0-4
12/17	Drake	21-9	40-30	18-15	4-4
12/19	Central Arkansas	35-11	64-24	20-11	23-4
12/22	Boise State	13-9	30-38	14-17	8-2
12/28	Purdue	5-8	40-44	12-11	13-8
12/31	at #11 Wisconsin	8-13	32-32	12-10	14-2
1/4	at Minnesota	13-14	28-32	14-13	8-12
1/7	#6 Ohio State	10-23	22-44	7-15	6-8
1/10	at #10 Michigan St	9-33	32-50	10-18	6-22
1/14	#13 Michigan	10-11	32-22	10-15	7-8
1/17	at Purdue	13-20	22-26	7-12	n/a
1/26	Nebraska	12-7	34-30	12-10	2-4
1/29	at #16 Indiana	17-21	40-58	11-23	8-6
2/1	Minnesota	15-7	30-10	10-12	15-10
2/4	Penn State	20-17	30-22	16-10	2-4
2/9	at Northwestern	6-20	28-26	13-4	2-13
2/16	at Penn State	7-17	20-28	7-15	2-4
2/19	#18 Indiana	14-6	24-22	19-8	2-2
2/23	#15 Wisconsin	12-7	16-32	9-11	6-5
2/26	at Illinois	13-20	16-24	6-8	8-4
2/29	at Nebraska	17-14	22-28	11-8	4-2
3/3	Northwestern	9-23	28-28	4-11	6-6
3/8	vs. Illinois	15-5	26-32	15-8	11-4
3/9	vs. #8 Michigan St	14-15	20-44	13-16	3-10
3/13	Dayton	14-19	48-30	14-26	10-2
3/18	at Oregon	12-12	42-42	20-10	15-23

IOWA AND OPPONENT INDIVIDUAL HIGH PERFORMANCES

CATEGORY	IOWA	OPPONENTS
<u>Points</u>	33	Matt Gatens vs. Wisconsin 28
<u>Field Goals Made</u>	12 (12-18)	Matt Gatens vs. Wisconsin 13
<u>Field Goals Attempted</u>	18	Matt Gatens vs. Indiana, Wisconsin 19 (8-19)
<u>Field Goal Percentage (min. 5 made)</u>	1.000 (9-9)	Zach McCabe vs. Dayton .917 (11-12)
<u>3-Point Field Goals Made</u>	7	Gatens vs. Ind. & Wis./Marble at Oregon 6
<u>3-Point Field Goals Attempted</u>	10	Matt Gatens vs. NC A&T, Indiana, Wisconsin 9
<u>3-Point Field Goals Pct. (min. 4 made)</u>	.875 (7-8)	Roy Devyn Marble at Oregon 1.000 (4-4)
<u>Free Throws Made</u>	10 (10-11)	Marble at Iowa St/Gatens vs. Penn St 10 (10-11)
<u>Free Throws Attempted</u>	11 (10-11)	Marble at Iowa St/Gatens vs. Penn St 15 (9-15)
<u>Free Throw Pct. (min. 7 made)</u>	1.000 (8-8)	Basabe vs. CSU/Cartwright vs. Drake 1.000
	1.000 (7-7)	Matt Gatens vs. Michigan State
<u>Offensive Rebounds</u>	6	Zach McCabe vs. Campbell 7
<u>Defensive Rebounds</u>	10	Matt Gatens at Wisconsin 13
<u>Total Rebounds</u>	12	Gatens at Wisconsin/White at Northwestern 15
<u>Assists</u>	11	Bryce Cartwright vs. Dayton 9
<u>Steals</u>	4	Marble, 2x; Cartwright/Gatens/McCabe, once 6
<u>Blocks</u>	5	Melsahn Basabe vs. Indiana 6
<u>Turnovers</u>	6	Cartwright at Indiana/Marble at Illinois 8
		Jordan Harks (Central Arkansas)
		Tanner Smith (Clemson)
		Jordan Harks (Central Arkansas)
		Keith Appling (Michigan State)/Verdell Jones (Ind.)
		Julian Welch (Minnesota)
		Eric Griffin (Campbell)
		Robinson (Chicago State)/White (Campbell)

Season Bests

<u>Player</u>	<u>Points</u>	<u>3-Pointers</u>	<u>Rebounds</u>	<u>Assists</u>	<u>Blocks</u>	<u>Steals</u>
Devon Archie	4, three times	---	7, N. Illinois	1, three times	2, Ohio State	2, twice
Melsahn Basabe	18, Iowa State	---	11, Boise State	2, twice	5, Indiana	2, four times
Andrew Brommer	9, Brown	---	5, twice	1, five times	2, Brown	3, IPFW
Bryce Cartwright	17, twice	1, Ohio State	7, Penn State	11, Dayton	1, twice	4, Oregon
Cody Cox	---	---	1, Chicago State	---	---	---
Kyle Denning	2, twice	---	1, C. Arkansas	---	---	---
Matt Gatens	33, Wisconsin	7, twice	12, Wisconsin	5, three times	2, Wisconsin	4, Indiana
Roy Devyn Marble	31, Oregon	7, Oregon	8, four times	8, Wisconsin	3, Boise State	4, twice
Eric May	20, NC A&T	3, NC A&T	9, NC A&T	5, Chicago State	2, Drake	3, C. Arkansas
Zach McCabe	20, three times	3, Purdue	10, Minnesota	4, Minnesota	2, Penn State	4, Minnesota
Stephen McCarty	2, N. Illinois	---	1, Ohio State	---	---	---
Josh Oglesby	24, Indiana	6, Indiana	5, N. Illinois	4, Chicago State	1, twice	2, Clemson
Gabriel Olaseni	8, twice	---	5, N. Illinois	1, three times	3, C. Arkansas	2, Penn State
Darius Stokes	2, twice	---	4, C. Arkansas	1, twice	1, twice	1, Clemson
Branden Stubbs	5, Chicago State	1, Chicago State	2, C. Arkansas	3, C. Arkansas	---	2, twice
Aaron White	25, Dayton	2, three times	12, Northwestern	4, Penn State	3, twice	3 N'western/III.

Career Bests

<u>Player</u>	<u>Points</u>	<u>3-Pointers</u>	<u>Rebounds</u>	<u>Assists</u>	<u>Blocks</u>	<u>Steals</u>
Devon Archie	10, Xavier, '10	---	11, Xavier, '10	2, twice	3, Purdue, '11	2, three times
Melsahn Basabe	25, Michigan, '11	---	14, Iowa State, '10	2, three times	7, Iowa State, '10	2, four times
Andrew Brommer	12, twice	---	6, Ohio State, '11	3, twice	4, Minnesota, '11	3, IPFW, '11
Bryce Cartwright	25, N'western, '11	3, Cal Poly, '08	7, twice	11, Dayton, '12	1, four times	4, twice
Cody Cox	---	---	1, Chicago St., '11	1, SIUE, '10	---	1, SIUE, '10
Kyle Denning	2, twice	---	1, C. Arkansas, '11	---	---	---
Matt Gatens	33, Wisconsin, '12	7, twice	12, Wisconsin, '11	8, SC State, '09	2, twice	5, Idaho State, '10
Roy Devyn Marble	21, Iowa State, '11	2, three times	8, four times	8, Wisconsin, '12	3, Boise State, '11	4, twice
Eric May	20, twice	5, Ohio State, '10	11, PVAM, '09	4, Tenn State, '10	3, three times	7, SIUE
Zach McCabe	20, three times	4, SIUE, '10	10, Minnesota, '12	4, Minnesota, '12	2, Penn State, '12	4, Minnesota, '12
Stephen McCarty	2, N. Illinois	---	1, Ohio State, '11	---	---	---
Josh Oglesby	24, Indiana, '12	6, Indiana, '12	5, N. Illinois, '11	4, Chicago State, '11	1, twice	2, Clemson, '11
Gabriel Olaseni	8, twice	---	5, N. Illinois	1, three times	3, C. Arkansas	2, Penn State, '12
Darius Stokes	2, twice	---	4, C. Arkansas, '11	1, twice	1, twice	1, Clemson, '11
Branden Stubbs	12, SIUE, '10	2, SIUE, '10	2, C. Arkansas, '11	3, C. Arkansas, '11	---	2, twice
Aaron White	25, Dayton, '12	2, three times	12, N'western, '12	4, Penn State, '12	3, twice	3, twice, '12



Iowa played at Oregon on March 18, 2012 in the second round of the NIT. The two teams combined for 205 points, which were the most in a non-overtime Division I game in 2011-12.

MARKED IMPROVEMENT IN YEAR TWO

Fran McCaffery guided Iowa to 18 wins (18-17) in his second season as head coach of the Hawkeyes, with four of the 18 victories coming against top 20 opponents. McCaffery is one of only four Big Ten coaches to record four or more wins over ranked opponents, and the only coach to do so with an unranked team.

McCaffery's seven-win improvement following his second season, ties Pops Harrison (1943-44) for the fourth best improvement following his second year as Iowa head coach. Steve Alford (2000-01) and Lute Olsen (1975-76) rank first (+9), while George Raveling (1984-85) is third (+8). Furthermore, the seven-win improvement ranked third-best in the Big Ten in 2012 behind Indiana (+12) and Michigan State (+10).

Iowa improved by four wins in conference play from 2011 (four) to 2012 (eight), its best improvement since 1994-95. Tom Davis' 1994 team won five, while his 1995 squad collected nine victories.

GATENS AND WHITE HONORED BY BIG TEN

Senior Matt Gatens and freshman Aaron White earned postseason all-conference recognition by the Big Ten. Gatens was named to the second team by the media voting panel and was a third team pick by the coaches. He was also named the team's Big Ten Sportsmanship Award honoree. White was named to the coaches' all-Freshman team and earned honorable mention all-league recognition by the media. Gatens became the first Hawkeye since Tony Freeman earned third team honors in 2008 to be named to a first, second or third team. Adam Haluska was a first team selection in 2007.

The all-Big Ten honor was the first of Gatens' career. He was honorable mention in 2010 and was named to the all-Freshman team in 2009. White becomes the fourth Hawkeye to be named to the all-Freshman team the last four years (Gatens in 2009; Eric May in 2010; Melsahn Basabe in 2011; and White in 2012).

Gatens led the team in scoring (15.2), 3-pointers (75), free throws (111); ranked second in steals (48); and third in assists (69). White ranked first in team rebounding (5.7); second in blocks (23); and third in scoring (11.1) and steals (30).

HAWKEYES ADVANCE TO SECOND ROUND OF NIT

The Iowa Hawkeyes beat Dayton, 84-75, on March 13 in the first round of the NIT on Mediacom Court at Carver-Hawkeye Arena. Iowa, a seventh seed, played at home against No. 2 Dayton due to the Flyers hosting the NCAA First Four. Iowa played in front of 13,190 fans, which was the highest attended NIT game of 2012.

Freshman Aaron White, and sophomores Zach McCabe and Melsahn Basabe combined to score 60 of Iowa's 84 points. White netted a career-high 25 points to go along with a game-high 11 rebounds for his fourth double-double of the season. McCabe tallied 20 points, bolstered by a perfect 9-of-9 from the field and 1-of-2 from the foul line. Basabe contributed 15 points (6-of-9 from the field and 3-3 from the free throw line) off the bench.

Iowa's season came to a close on March 18 with a 108-97 loss at Oregon in the second round of the NIT. The game (205 points) was the highest scoring, non-overtime, contest in Division I in 2011-12.

Four Hawkeyes scored in double figures, led by sophomore Roy Devyn Marble's game and career-high 31 points. Freshman Aaron White contributed 22 points, while sophomore Melsahn Basabe had 17 and Bryce Cartwright posted his second career double-double with 12 points and 10 assists.

Marble's 31 points are the most ever by a Hawkeye in an NIT game and the most in a postseason contest since Ed Horton netted 32 against NC State in the second round of the 1989 NCAA Tournament.. He also went 7-of-8 from 3-point range. The seven triples are the most ever by an Iowa player in any postseason game.

NIT FAST BREAKS

- Iowa played in 35 games in 2011-12, equaling the most games any Iowa team has played in a single season (1986-87, 2000-01 and 2001-02).
- Iowa's win over Dayton on March 13 was the school's first postseason win since beating Iowa State (54-53) on March 21, 2003 in the NIT first round.
- Iowa posted four wins over RPI top 25 teams (Michigan, Indiana and Wisconsin twice). Only Michigan State (seven), Ohio State (seven) and Michigan (five) had more in the Big Ten.
- Iowa's eight Big Ten wins are the most in a single season since collecting nine during the 2006-07 campaign.
- Matt Gatens is one of only two Hawkeyes to ever amass over 1,600+ points, 450+ rebounds, 250+ assists and 125+ steals. Roy Marble is the only other Hawkeye to accomplish the feat.
- Bryce Cartwright, in his final game as a Hawkeye, netted 12 points, had four steals and collected 10 assists. The senior recorded 21 total assists in Iowa's two NIT games. He became only the third Hawkeye to register 10 or more assists in consecutive games (Cal Wulfsberg in 1976 and B.J. Armstrong in 1989).

AARON WHITE NAMED FRESHMAN ALL-AMERICA

Aaron White was named to the 2012 Kyle Macy Freshman All-America team. White was one of 16 student-athletes recognized nationally. White ranked first on the Hawkeyes in rebounding (5.7), third in scoring (11.1) and steals (31), and second in blocks (23).

IOWA POSTED BIG WINS

Iowa posted eight wins against teams ranked in the top 100 of the RPI, including four inside the top 25. The Hawkeyes registered victories over Michigan (13), Indiana (17), Dayton (81) and two wins each over Wisconsin (23) and Minnesota (90).

The Hawkeyes had four wins over top 25 teams; only Michigan State (seven), Ohio State (seven) and Michigan (five) had more.

GATENS MAKES HISTORY

Senior Matt Gatens became the first Hawkeye to lead the team in free throw percentage four consecutive seasons. Also, he became only the seventh Hawkeye since 1939, and the first to do so since Acie Earl (1991-93), to lead the team in scoring three straight seasons. Other former Hawkeyes leading the squad in scoring three consecutive years include: Dick Ives (1944-46); Bill Logan (1954-56); Dave Gunther (1957-59); Don Nelson (1960-62); Greg Stokes (1983-85); Acie Earl (1991-93).

HAWKEYES POSTED IMPRESSIVE POSTSEASON NUMBERS

Five Hawkeyes averaged double figures in scoring the last four games (two Big Ten Tournament contests and two NIT games).

Aaron White averaged 16.8 points and 7.8 rebounds the last four games, followed by Roy Devyn Marble (14.5 points), Melsahn Basabe (11.8 points and 5.0 rebounds), Zach McCabe (11.5 points and 5.5 rebounds) and Matt Gatens (11.0 points).

Bryce Cartwright only averaged 5.5 points, but averaged a staggering 8.5 assists the last four games. He became only the third Hawkeye to ever register back-to-game games with double digit assists when he had 11 versus Dayton and 10 at Oregon.

REBOUNDING KEY IN OUTCOMES

In Iowa's nine wins over Big Ten competition, it posted a +3.6 rebounding margin advantage. However, in its 11 losses against Big Ten competition, Iowa was outrebounded by 5.1 boards.

Overall, Iowa was 13-4 in games in 2011-12 when having the edge on the glass. The four losses when the Hawkeyes had a positive rebounding margin came on the road at Iowa State, Northwestern and Oregon, and in the home finale against Northwestern.

IOWA FASTBREAKS

- Iowa went 7-6 after Feb. 1, including notching wins over No. 15 Wisconsin and No. 18 Indiana. The Hawkeyes alternated wins and losses their final eight games.
- Iowa's attendance numbers were up again in 2011-12, after a 20 percent bump a year ago. In 2010-11, Iowa averaged 11,096 fans. Hosting 20 home games in 2011-12, the Hawkeyes averaged 11,908.
- Iowa was the only Big Ten school with two players ranked in the top 10 in the league in assist-to-turnover ratio (Roy Devyn Marble was fifth, followed by Bryce Cartwright in sixth).
- Iowa had six regular-season wins over teams that reached the Big Ten Tournament quarterfinals. The six wins ties Michigan as the fourth most in the league. Michigan State had 10, while Indiana and Ohio State had seven. Wisconsin had five, while Purdue had four and Minnesota only had one.
- Iowa ranked first in the Big Ten in steals (7.5); third in scoring offense (73.0); fourth in 3-point field goal accuracy (.373) and assists (14.9).
- Iowa ranked 32nd nationally in assist/turnover ratio (1.2); 39th in assists (14.9); 52nd in 3-point field goal accuracy (.373); and 65th in fewest fouls (16.7). Individually, Matt Gatens ranked 43rd in free throw percentage (.854), Roy Devyn Marble ranked 69th in assist/turnover ratio (2.1), while Bryce Cartwright ranked 69th in assists (4.8).
- Iowa won five games in February, the most since the 1997-98 season (5).
- Iowa is 10-2 when scoring 80 points or more over the last two seasons. The Hawkeyes are 14-0 when holding opponents to fewer than 60 points, the last two years.
- Iowa's second (Roy Devyn Marble, 11.5), third (Aaron White, 11.1), fourth (Melsahn Basabe, 8.2), fifth (Zach McCabe, 7.8) and sixth (Josh Oglesby 6.4) leading scorers in 2011-12 were all underclassmen.
- Freshman Aaron White netted 389 points last season, which ranks fifth best by an Iowa rookie.
- Matt Gatens' 1,264 career field goal attempts rank fifth most by a Hawkeye. Acie Earl (1990-93) ranks fourth with 1,265 attempts.

FRESHMEN CONTRIBUTIONS

Freshmen Aaron White and Josh Oglesby combined for 14 games of scoring 15 or more points in 2011-12. White scored in double figures in 16 of the last 25 contests, including netting 15 points or more in 10 of those outings.

Big Ten, Most Games with 15+ Points by Freshmen - 2011-12

Cody Zeller, Indiana	22	Dave Sobolewski, Northwestern	5
Trey Burke, Michigan	12	Josh Oglesby, Iowa	4
Aaron White, Iowa	10		

MATT GATENS AMONG SELECT GROUP

Matt Gatens was one of four senior Division I players in 2011-12 with 1,600+ points, 450+ rebounds and 225+ made 3-pointers in a career.

HAWKEYES SURGED IN FEBRUARY

Iowa won five of its eight February games, including winning two of the last four against ranked opponents (No. 18 Indiana and No. 15 Wisconsin). The five victories in February marked the most by a Hawkeye team since the 1997-98 campaign.

Iowa held seven of its eight February opponents to fewer than 70 points and four of those below 40 percent from the field. The previous six teams the Hawkeyes faced averaged 81.2 points and 50.4 percent shooting.

In eight February games, Matt Gatens averaged 21.6 points, bolstered by 34-of-58 (.586) shooting from long distance. The 21.6 February scoring average ranks third behind Northwestern's John Shurna (22.8) and Tim

Frazier (21.8) of Penn State. Aaron White averaged 11.9 points and 7.6 rebounds, while Roy Devyn Marble averaged 10.3 points, 4.9 rebounds and 4.6 assists.

SINKING THE FREEBEEES

In 2010-11, Iowa's free throw percentage was 67.6 percent. Last season, the Hawkeyes improved in that area, shooting 72.1 percent, which ranked fifth best in the Big Ten. Twenty-two percent of Iowa's offense last year came from the foul line.

The Hawkeyes missed only 46 free throws (147-of-193, .762) in the final five minutes of games.

Iowa attempted 20 free throws or more 20 times in 2011-12 (12-8 record in those games), 11 of which came against Big Ten competition, including nine of the last 17 games.

CLEANING THE GLASS

Aaron White saw his rebounding numbers increase in Big Ten play. The freshman averaged 4.8 boards in nonconference action and crashed the boards even more in conference play, averaging a team-best 5.9.

White led the Hawkeyes in rebounding nine of the last 12 games, including a streak of five straight, which was the longest by a Hawkeye and the longest streak since Aaron Fuller led the team in six consecutive contests in 2010.

White averaged 7.3 rebounds over his last 13 games, including four games with 10+ rebounds. He ranked fifth in Big Ten rebounding since Feb. 1.

GATENS CLIMBED CHARTS

Matt Gatens' scoring surge to finish the season (162 points the last nine games) vaulted him past Jeff Horner, Greg Brunner, Don Nelson, Andre Woolridge, Adam Haluska and Jess Settles and into sixth place on Iowa's career scoring chart. He finished his career with 1,635 career points.

Additionally, his five triples at Illinois moved him past Chris Kingsbury (1994-96) and into second place on Iowa's all-time 3-pointers made chart. Gatens finished his career with 239 treys.

Gatens, who was voted by the league's media panel second team all-Big Ten, is one of only two players in school history to have 1,600+ points, 450+ rebounds, 250+ assists and 125+ steals. The senior posted 1,635 points, 455 rebounds, 298 assists and 141 thefts. Roy Marble (1986-89) had 2,116 points, 668 rebounds, 288 assists and 183 steals.

Gatens was only three steals from cracking the top 10 in career thefts at Iowa. He finished his career in the top 15 in scoring and steals and top five in free throw percentage and 3-pointers.

IOWA'S STATISTICAL COMPARISONS

	All Games	Big Ten	Home Games	Away Games	Iowa Wins	Iowa Losses
Record	18-17	8-10	14-6	4-11	18-0	0-17
Points	73.0	67.8	76.3	69.5	78.3	67.4
Opp. Pts	72.5	71.6	67.9	78.9	63.7	81.8
FG%	.455	.452	.459	.450	.474	.433
FG Def.	.457	.454	.435	.483	.402	.518
3-PT%	.373	.379	.365	.397	.384	.360
3-pt. Def.	.345	.322	.348	.350	.291	.414
FT%	.721	.693	.755	.673	.725	.716
REB	34.4	32.9	36.5	31.8	38.9	29.7
AST	14.9	13.3	16.3	12.8	17.4	12.2
TO	12.4	13.7	12.2	12.9	11.4	13.4
STL	7.5	6.4	8.4	6.3	8.4	6.5
BLK	3.4	3.7	3.8	3.1	3.4	3.4

HAWKEYES REKINDLE HOME MAGIC

Iowa posted 14 home wins in 2011-12 (14-6), the most since collecting 14 home victories in 2007. Five of the Hawkeyes' 14 victories came in league play.

IOWA IN CARVER-HAWKEYE ARENA

Iowa has compiled a 362-117 (.756) record in Carver-Hawkeye Arena since the facility opened in January, 1983. Iowa is 167-93 (.642) in Big Ten games and 195-24 (.890) in non-Big Ten contests.

COACHING EXPERIENCE

Fran McCaffery has assembled one of the most experienced coaching staffs in the country. Assistant coaches Kirk Speraw, Sherman Dillard and Andrew Francis have over six decades of combined coaching experience. Furthermore, the entire coaching staff combines for 48 years of head coaching experience.

Director of Basketball Operations Jerry Strom concluded his 31st season as a member of the Iowa basketball staff. Additionally, Iowa's new video coordinator, Al Seibert, has 18 years of collegiate coaching experience.

IOWA HISTORY

Iowa has played 2,570 games since beginning basketball in 1902. Iowa's overall record is 1,505-1,065 (.586). That includes a 956-343 (.736) record in home games, a 549-722 (.432) record in contests away from Iowa City, a 711-728 (.494) mark in Big Ten games and a 362-117 (.756) record in Carver-Hawkeye Arena.

STARTING LINEUPS

Iowa used five different lineup combinations in its 35 games in 2011-12. Roy Devyn Marble, Matt Gatens, Eric May, Melsahn Basabe and Zach McCabe started 11 games (6-5). Bryce Cartwright, Matt Gatens, Roy Devyn Marble, Zach McCabe and Aaron White started nine (4-5), including the last five.

Bryce Cartwright, Matt Gatens, Eric May, Melsahn Basabe and Devon Archie started the first five games (3-2). Bryce Cartwright, Matt Gatens, Eric May, Zach McCabe and Melsahn Basabe started five games (2-3). Roy Devyn Marble, Matt Gatens, Josh Oglesby, Zach McCabe and Aaron White also started five games (3-2)

NOTING MATT GATENS...

- Is one of only two Hawkeyes (Roy Marble) to amass 1,600+ points, 450+ rebounds, 250+ assists and 125+ steals.
- Led Iowa in scoring in seven of the last 10 games, including a streak of seven straight (Feb. 16-March 8). The last Hawkeye to lead the team in scoring seven consecutive games against Big Ten competition was Andre Woolridge in 1996-97 (Jan. 7-Feb. 4).
- Scored 55 points in two games the week of Feb. 20 (27.5 ppg.), earning co-Big Ten Player of the Week and NetScout Basketball's Big Ten Player of the Week accolades. He earned NetScout Basketball's weekly honor. Additionally, America voted the senior the "Capital One Cup Impact Performer of the Week" on ESPN.com.
- Made 41 percent (75-of-183) of his 3-point attempts his senior year. That is the best percentage by a Hawkeye, with a minimum of 125 attempts, since Kent McCausland made 52 percent (70-of-134) during the 1996-97 season.
- Made a school-record 12 consecutive triples spanning the Indiana (Feb. 19) and Wisconsin (Feb. 23) contests.

- Scored 85 points in a span of three games (Indiana, Wisconsin and Illinois). The last time a Hawkeye netted 85 points or more in three straight games against conference competition was Roy Marble (86) in 1989. Marble scored 30 at Michigan, 37 at Illinois and 19 vs. Indiana.
- Became the first Big Ten player to score 30+ versus two teams (Indiana and Wisconsin) ranked in the top 25 since 1996-97.
- Became the fourth Big Ten player in the last 10 seasons to score 30+ points in back-to-back games vs. league opponents.
- His 162 points the last nine games pushed the senior past Greg Brunner, Don Nelson, Andre Woolridge, Dean Oliver, Adam Haluska and Jess Settles. He finished his career with 1,635 points and in sixth place on Iowa's all-time scoring chart.
- Surpassed the 20-point plateau four consecutive games (Penn State, Indiana, Wisconsin and Illinois). The last time a Hawkeye netted 20+ points in four straight games against Big Ten competition was Andre Woolridge in 1997. Woolridge tallied 20 at Purdue, 21 vs. Wisconsin, 27 vs. Ohio State and 25 at Michigan.
- Made 14 triples against Indiana and Wisconsin, which is the most ever by a Hawkeye in a two-game span. He sank a combined 19 treys spanning three contests (Indiana, Wisconsin and Illinois), the most ever by a Hawkeye over a span of three games.
- Is only the third player to hit seven+ 3-pointers in back-to-back Big Ten games (versus Indiana and Wisconsin) since 1996-97.

IMPROVEMENT UNDER McCAFFERY IN SECOND YEAR

Fran McCaffery-coached teams have posted improved win totals and scoring output from their first year to second with McCaffery as a head coach. At Lehigh, his team improved by two wins (13 in 1986 to 15 in 1987). His UNC Greensboro team had four more victories from 2000 (15) to 2001 (19). At Siena his team improved by five victories, registering 15 in 2006 to 20 in 2007. His Iowa team improved by a personal-best seven games, posting 11 in 2011 and 18 in 2012.

His Lehigh team averaged 2.8 more points its second year compared to year one. His UNC Greensboro team had a +1.9 scoring increase and +1.8 at Siena. Iowa averaged 5.8 more points in 2011-12 compared to 2010-11.

RECORD

School	1st yr	2nd yr	Diff.
Lehigh	13-15	15-14	+2
UNC Greensboro	15-13	19-12	+4
Siena	15-13	20-12	+5
Iowa	11-20	18-17	+7

SCORING

School	1st yr	2nd yr	Diff.
Lehigh	74.0	76.8	+2.8
UNC Greensboro	71.7	73.6	+1.9
Siena	74.4	76.2	+1.8
Iowa	67.2	73.0	+5.8

IOWA VS. RANKED TEAMS

Iowa played eight games against ranked competition (4-4), winning two of the last three. The four wins are the most Iowa has collected in a season since winning nine during the 2005-06 campaign.

The Hawkeyes beat No. 11 Wisconsin (72-65) on Dec. 31 in Madison, No. 15 Wisconsin (67-66) on Feb. 23 in Iowa City, 13th-ranked Michigan (75-59) on Jan. 14 in Iowa City and 18th-ranked Indiana (78-66) on Feb. 19 in Iowa City. Iowa fell to No. 6 Ohio State (76-47) on Jan. 7 in Iowa City, No. 6 Michigan State (95-61) on Jan. 10 in East Lansing, No. 16 Indiana (103-89) on Jan. 29 in Bloomington and No. 8 Michigan State (92-75) on March 9 in the quarterfinals of the Big Ten Tournament in Indianapolis.

WHITE EARNED STARTING SPOT

Aaron White earned a number of accolades his freshman season. He was a Kyle Macy Freshman All-American, named to the coaches' all-Big Ten Freshman team and was an honorable mention all-league honoree. He was Iowa's most productive player off the bench the first 21 games, but started the last 14. As a starter, he averaged 13.2 points and 6.9 rebounds.

White earned his first career start at No. 16 Indiana on Jan. 31. He stuffed the stat sheet with 17 points, nine rebounds, four assists, three blocks and two steals in Iowa's triumph over Penn State (Feb. 4). His efforts earned him Big Ten co-Freshman of the Week accolades, which was the third time (Nov. 14, Dec. 26 and Feb. 6) he earned the weekly distinction.

White scored in double digits 17 times, including 16 of the last 25 games. White led the team in rebounding 10 of the last 15 contests. For the season he amassed a team-best 199 boards, which are the fourth most by an Iowa freshman in a single season.

Overall, White averaged 11.1 points, ranking second on the team, in 35 games. The 389 points rank as the fifth most by a Hawkeye rookie. His 23 blocks tie Michael Payne (1981-82) and Kenyon Murray (1992-93) for eighth by an Iowa freshman.

White's numbers the last 12 games were impressive, averaging 13.9 points and 7.3 rebounds. He posted consecutive doubles at Northwestern (Feb. 9) and Penn State (Feb. 16). The rookie scored 17 points (7-of-10 FG, 2-of-3 3-pt FG) and corralled a personal-best 12 boards against the Wildcats. White totaled 16 points and a game-high 10 rebounds to go along with career-best three rejections at Penn State. He notched his fourth double-double of the year against Dayton in the first round of the NIT when he scored a career-high 25 points (10-of-15 FG and 4-of-4 FT) to go along with 11 rebounds. He contributed 22 points and eight rebounds in Iowa's last game at Oregon in the second round of the NIT.

The 6-foot-8 wing player scored 15 points or more 10 times, which was the third most by a Big Ten rookie this season.

White was named Big Ten co-Freshman of the Week after his performance in Iowa's victory over Chicago State (Nov. 11). The native of Strongsville, Ohio, shined in his Hawkeye debut, leading all scorers and rebounders with a personal-best 19 points and 10 boards.

The 19 points are the most by an Iowa freshman in an opener, equaling Dick Ives' 19 scored against Nebraska in his debut on Dec. 10, 1943. Furthermore, White's performance marked the first time a Hawkeye posted a double-double, in a season opener, since Dean Oliver had 10 points and 12 assists in a victory over Chicago State in 1997. It was the first time a Hawkeye freshman had a double-double, points and rebounds, since Jess Settles had 13 points and 11 rebounds versus Drake in 1993.

OGLESBY HAS SOLID FRESHMAN CAMPAIGN

Freshman Josh Oglesby had three of his best games of the season against ranked opposition: two against Indiana and the other versus Michigan State in the Big Ten Tournament.

Oglesby came off the bench to score a career-best 24 points at Indiana on Jan. 29. He made six triples, which tie for the 15th-most in a single game for the Hawkeyes.

In the return game against the Hoosiers (Feb. 19), Oglesby netted 11 points. On March 9 against Michigan State, Oglesby tallied a team-best 20 points, bolstered by 7-of-9 shooting from the field and 5-of-7 from long distance.

Oglesby started his first career game at Penn State (Feb. 16).

He tallied nine second-half points at Illinois (Feb. 26) and netted eight points in Iowa's victory at Nebraska (Feb. 29). He contributed eight points and four rebounds in Iowa's win over Illinois in the first round of the Big Ten Tournament (March 8).

The native of Cedar Rapids averaged 6.4 points in 35 games.

Oglesby made 45 triples, which ranks third by a Hawkeye freshman at

Iowa. Matt Gatens holds the record with 52 (2009). Oglesby shot 37 percent beyond the arc, which ranks as the sixth best percentage in a season by an Iowa rookie.

Sixty percent of Oglesby's scoring production came from 3-point territory (135-of-223 points), which ranked third amongst Big Ten players. Oglesby led the team in scoring five times (Northern Illinois, Creighton, Clemson, Indiana and Michigan State).

STAT SHEET STUFFER

Since landing a spot in the starting rotation on Dec. 6 at Northern Iowa, Roy Devyn Marble's level of play was phenomenal. The sophomore averaged 12.7 points, 4.1 rebounds and 3.8 assists as a starter the last 27 games. Also, he shot 44.6 percent from the field and 72 percent from the foul line as a starter.

Marble finished the season on a high note, scoring a game and career-high 31 points, bolstered by 7-of-8 shooting from 3-point range, and had five rebounds and five assists in Iowa's NIT second round loss at Oregon. The 31 points were the most ever by a Hawkeye in an NIT game and the most in a postseason game since Ed Horton netted 32 in a double overtime loss to NC State in the second round of the 1989 NCAA Tournament.

He amassed a solid assist-to-turnover ratio last season: 126 assists to only 61 turnovers, ranking fifth in the Big Ten (2.1) and 69th nationally.

Marble was credited with four assists or more 17 times, including collecting six or more four of the last 10 games (six at Penn State, seven vs. Indiana; a career-best eight against Wisconsin and six at Illinois).

Marble averaged 5.7 points, 2.4 rebounds, and was credited with 41 assists and 21 steals in 31 contests his freshman campaign. He started the last six games of 2010-11. Also, he shot 53 percent from the free throw line (35-of-66).

This year, Marble saw much improved numbers, averaging 11.5 points, 3.8 rebounds, and has collected 126 assists and a team-best 53 steals. He started the last 27 contests. From the foul line in 2011-12, the sophomore saw significant improvement, shooting 72 percent (102-of-133).

HAWKEYE FAST FACTS

- The Big Ten was the No. 1 ranked conference in the RPI and Sagarin ratings. Iowa's final regular season Sagarin rating was 84 and had a strength of schedule of 25. Iowa's RPI rating was 130.
- Iowa was 8-5 in games decided by nine points or fewer and 10-12 in games decided by 10 or more points. Furthermore, Iowa was 3-1 in games decided by three points or less. The Hawkeyes did not play an overtime game in 2011-12. Iowa's last overtime game was played on Feb. 19, 2010, in a 75-72 loss to Michigan in Iowa City.
- Iowa's scoring average of 73.0 was its highest since the 2000-01 season (74.1).
- Iowa swept Wisconsin and Minnesota, marking the first time it swept both teams in the same season since the 1991-92 campaign.
- Iowa averaged 78.3 points in its wins, compared to 67.4 points in its defeats, a differential of 10.9 points. The Hawkeyes owned a +18.1 point differential in their scoring defense, and +9.2 rebounding and +5.2 assists margins in wins compared to losses.
- Iowa was 6-1 when Bryce Cartwright scored in double figures and had less than five turnovers. The lone setback came in the final game at Oregon.
- Iowa's field goal percentage last season was 45.5 percent, its best since shooting 45.9 percent during the 2004-05 campaign.
- The Hawkeyes were ranked ninth (.352) in the Big Ten in 3-point field goal percentage (overall games) in mid-January. Since then, Iowa vaulted to fourth (.373).
- Eleven of Iowa's 17 losses came to teams ranked in the RPI top 75.
- Iowa's 32 assists against Central Arkansas (Dec. 19) tie for the second most in a single-game in school history.

School	1st Mtg.	Last Mtg.	W-L	School	1st Mtg.	Last Mtg.	W-L	School	1st Mtg.	Last Mtg.	W-L
Abilene Christian	1986	1986	1-0	Concordia (MO)	1930	1930	0-1	Illinois	1908	2012	67-81
Air Force Academy	2005	2005	1-0	Connecticut	1996	2000	2-1	Illinois State	1988	1988	0-1
Alabama	2007	2010	1-1	Coppin State	1999	2007	2-0	Illinois YMCA	1906	1906	0-1
Alabama-Birmingham	1999	1999	1-0	Cornell (IA)	1911	1924	16-4	Illinois Wesleyan	1921	1985	3-1
Alabama State	2002	2002	1-0	Cornell (NY)	1958	2007	3-0	Indiana	1909	2012	74-95
Alaska-Anchorage	1987	1987	1-0	Creighton	1922	2011	14-11	Indiana State	1941	1941	1-0
American-Puerto Rico	1993	1993	1-0	Dartmouth	1988	1994	2-0	Iowa National Guard	1905	1913	2-1
Arizona	1958	1996	5-3	Davidson	1969	1969	1-0	Iowa State	1910	2011	42-23
Arizona State	1981	2007	1-2	Dayton	1980	2012	2-0	Iowa Wesleyan	1912	1916	3-0
Arkansas	1966	1999	3-2	Delaware	1987	1987	1-0	IPFW	2011	2011	1-0
Arkansas-Little Rock	1985	1986	2-0	Denver	1937	1978	7-0	Ithaca	1949	1949	1-0
Arkansas State	1986	1986	0-1	DePaul	1939	1995	2-1	Jackson State	1989	1989	1-0
Army	1992	1992	1-0	DePauw	1940	1952	4-0	Jacksonville	1970	1970	0-1
Ashland (OH)	1971	1971	1-0	Des Moines College	1903	1903	1-0	James Madison	1983	1983	1-0
Augustana (IL)	1902	1946	8-2	Des Moines YMCA	1902	1913	3-5	Kansas	1902	2000	7-3
Augustana (SD)	1976	1976	1-0	Detroit Mercy	1941	2001	7-0	Kansas City AC	1907	1907	0-1
Austin Peay	1997	1997	1-0	Drake	1909	2011	56-10	Kansas State	1947	2009	4-4
Baylor	1983	1983	1-0	Drexel	1990	1990	1-0	Kent	1977	1979	3-0
Boise State	2011	2011	1-0	Dubuque YMCA	1902	1902	1-0	Kentucky	1956	2006	3-5
Boston College	1975	2009	0-2	Duke	1969	2002	1-7	Knox	1922	1943	4-0
Boston University	1985	2002	3-0	Duquesne	1930	1972	2-2	Lafayette	1988	1988	1-0
Bowling Green	1968	1971	3-0	Eastern Illinois	1989	2008	5-0	LaSalle	1955	2007	2-1
Bradley	1930	2008	6-4	Eastern Michigan	1993	1993	1-0	Lawrence Tech	1950	1950	0-1
Brigham Young	1983	1987	2-0	Eastern Washington	2004	2004	1-0	Leander-Clarke	1912	1914	3-0
BYU-Hawaii	1995	1995	1-0	East Tennessee State	1991	1996	2-0	Lehigh	1986	1994	2-0
Brown	1989	2011	2-0	Evansville	1960	1966	5-2	Lewis Institute	1906	1911	0-2
Bryant University	2009	2009	1-0	Fairfield	2006	2006	1-0	Liberty	2003	2003	1-0
Bucknell	1998	1998	1-0	Florida Atlantic	2003	2003	1-0	Lombard	1917	1922	2-1
Butler	1924	1992	6-6	Florida Gulf Coast	2008	2008	1-0	Long Beach State	1994	2010	1-1
California	1952	1997	6-4	Florida State	1988	2003	1-1	Long Island	1995	1998	2-0
Cal-Irvine	1987	1993	2-1	Furman	1986	1986	1-0	Loyola-Chicago	1936	1968	4-3
Cal-Poly	1969	1969	1-0	Gardner-Webb	2012	2012	0-0	Loyola-Marymount	1956	1987	2-0
Cal State-Northridge	1978	1997	2-0	George Mason	1985	1985	1-0	Loyola-New Orleans	1957	1960	2-0
Cal-Santa Barbara	1990	1990	1-0	George Washington	1996	1996	1-0	Los Angeles State	1962	1962	1-0
Campbell	2011	2011	0-1	Georgetown	1980	1980	1-0	Louisiana-Monroe	1976	2010	4-1
Carleton	1911	1948	10-6	Georgia	1989	1998	1-1	Louisiana Tech	1992	2010	3-0
Carnegie Tech	1950	1950	1-0	Georgia State	1985	2007	2-0	Louisiana State	1964	2002	0-3
Cedar Rapids YMCA	1908	1908	2-0	Georgia Tech	2001	2003	1-1	Louisville	1980	2005	2-2
Centenary	1992	2005	3-0	Gonzaga	1985	1986	2-0	Luther	1908	1910	3-0
Central Conn. State	1993	1993	1-0	Grambling State	1997	1997	1-0	Mankato State	1978	1978	1-0
Central Arkansas	2011	2011	1-0	Grinnell	1902	1917	18-19	Marquette	1924	1983	10-7
Central Florida	1989	1989	1-0	Hamline	1935	1935	1-0	Maryland	1985	2000	0-2
Charleston Southern	2009	2009	1-0	Hardin-Simmons	1971	1972	2-0	MD-Baltimore County	1990	1990	1-0
Chaminade	1991	1997	2-0	Harvard	1948	1948	1-0	MD-Eastern Shore	1992	2008	4-0
Chicago	1905	1946	33-17	Haskall Indians	1909	1909	1-0	McNeese State	1989	1989	1-0
Chicago State	1973	2011	4-0	Hawaii	1970	2001	3-0	Mercer	2002	2002	1-0
Cincinnati	1960	2005	2-6	Hawaii-Hilo	1986	1991	2-0	Memphis	1983	2002	2-0
Citadel	2007	2009	2-0	Hawaii-Pacific	1986	1986	1-0	Miami (OH)	1958	1958	2-0
Clemson	1963	2011	2-1	Highland Park	1903	1913	4-1	Michigan	1921	2012	58-89
Coe	1905	1921	15-2	Holy Cross	1976	1976	1-0	Michigan State	1938	2012	53-66
Colgate	1990	2006	3-0	Houston	1969	1982	1-1	Millikin	1921	1941	4-2
Colorado	1954	1996	4-3	Howard	2012	2012	0-0	Minnesota	1902	2012	90-100
Colorado College	1949	1950	2-0	Idaho	1982	1982	0-1	Minnesota A.C.	1902	1905	1-1
Colorado State	1954	1980	2-2	Idaho State	2008	2010	2-0	Minnesota-Duluth	1973	1973	1-0

SERIES RESULTS VS. ALL OPPONENTS

School	1st Mtg.	Last Mtg.	W-L	School	1st Mtg.	Last Mtg.	W-L	School	1st Mtg.	Last Mtg.	W-L
Mississippi State	1980	1993	2-0	Regis	1948	1948	1-0	Upper Iowa	1902	1922	4-2
Mississippi Valley State	1993	1993	1-0	Rider	1987	1987	1-0	Utah	1965	1965	0-1
Missouri	1908	2004	10-7	Rice	1998	1998	1-0	Utah State	1950	2008	2-1
Missouri-St. Louis	1987	1987	1-0	Ripon	1943	1943	1-0	Valparaiso	2003	2006	2-0
Monmouth (IL)	1930	1944	4-1	Robert Morris	2006	2006	1-0	Villanova	1962	2007	1-3
Monmouth (NJ)	1989	1989	1-0	Rockford	1921	1921	1-0	Virginia	1997	1997	1-0
Montana State	1947	2003	2-0	Rutgers	1989	1989	1-0	VA Commonwealth	1975	1980	2-0
Morehead State	1956	1996	3-0	Sacred Heart	1912	1912	1-0	Virginia Tech	2007	2007	0-2
Morgan State	1995	1995	1-0	St. Ambrose	1933	1934	2-0	Wabash	1925	1941	2-2
Navy	1983	1988	2-0	St. Bonaventure	1998	1998	1-0	Wake Forest	1975	2010	0-4
Nebraska	1907	2012	13-8	St. Francis (PA)	1970	1970	1-0	Washington	1956	1967	2-3
Nebraska-Omaha	1981	1981	1-0	St. John's (NY)	1960	1970	1-1	Washington (MO)	1929	1957	9-1
Nevada-Las Vegas	1978	1990	1-3	St. Joseph's (PA)	1912	1986	0-2	Washington State	1964	1964	1-0
Nevada	1962	1981	3-0	Saint Louis	1926	2006	11-7	Wayne	1940	1940	0-1
New Mexico	1977	1977	0-1	St. Mary's (CA)	1947	1955	3-0	Weber State	1998	1998	1-0
New York University	1960	1960	1-0	San Francisco	1956	1956	0-1	West College	1902	1903	2-0
North Carolina	1989	2005	2-1	San Jose State	1975	1975	0-1	West Virginia	1957	2009	1-1
North Carolina AT&T	2011	2011	1-0	Santa Clara	1987	1987	1-0	Western Carolina	1995	2005	2-0
NC Central	2009	2009	1-0	Seton Hall	1983	1983	1-0	Western Kentucky	2012	2012	0-0
UNC-Asheville	2004	2004	1-0	Simpson	1913	1913	0-1	Western Illinois	1944	2009	8-0
UNC-Charlotte	1973	1973	1-0	South Alabama	1999	1999	1-0	Western Michigan	1936	1952	2-2
UNC-Greensboro	2005	2005	1-0	South Carolina	1972	1985	3-0	Western Reserve	1949	1950	2-0
North Carolina State	1957	2006	3-3	South Carolina State	2009	2009	1-0	Wichita State	1956	1981	4-4
North Dakota	1924	1969	7-0	South Dakota	1929	1965	10-0	Wilton	1902	1903	2-0
North Dakota State	1933	1933	0-1	South Dakota State	1930	2010	7-2	Wisconsin	1909	2012	78-77
North Texas	1998	1998	1-0	South Florida	1992	1992	0-1	Wisconsin-Eau Claire	1981	1981	1-0
Northeastern	1987	1987	1-0	SE Missouri State	2009	2009	1-0	Wisconsin-Green Bay	1974	2004	2-0
Northern Colorado	2008	2008	1-0	Southeastern Louisiana	2008	2008	1-0	Wisconsin-Milwaukee	1969	2001	2-0
Northern Illinois	1974	2011	6-0	Southern California	1954	1984	5-2	Wyoming	1959	1974	3-2
Northern Iowa	1906	2011	33-9	Southern Illinois	1966	1993	3-1	Xavier	1938	2010	1-1
Northern Michigan	1969	1969	1-0	SIU-Edwardsville	2010	2010	1-0				
Northwestern	1905	2012	108-57	Southern Methodist	1956	2002	5-1				
Northwestern St. (LA)	2006	2006	0-1	Southern Mississippi	1998	2003	2-0				
Notre Dame	1923	1991	5-8	Southwest Texas State	1989	1989	1-0				
Oakland University	2009	2009	1-0	Stanford	1935	2000	5-3				
Ohio State	1915	2012	75-75	Syracuse	1958	1980	2-0				
Ohio University	1963	2000	5-1	Tampa	1986	1986	1-0				
Oklahoma	1952	1987	3-2	Temple	1956	1991	2-0				
Oklahoma State	1930	1930	1-0	Tennessee	1968	2001	2-1				
Omaha	1949	1949	1-0	Tennessee-Chattanooga	2001	2001	1-0				
Oral Roberts	1988	1988	1-0	Tennessee State	2003	2003	2-0				
Oregon	1950	2012	5-1	Tennessee Tech	1970	1970	1-0				
Oregon State	1958	1984	2-5	Texas	1992	2006	2-2				
Ottumwa	1913	1913	0-1	Texas A&M-CC	2012	2012	0-0				
Penn State	1955	2012	23-13	Texas Christian	1947	1949	2-0				
Pennsylvania	1955	1979	2-1	Texas-El Paso	1966	1987	2-2				
Pepperdine	1965	1995	2-0	Texas-Pan American	1988	2007	3-0				
Pittsburgh	1928	1977	2-5	Texas-San Antonio	2006	2009	2-1				
Portland	1987	1987	1-0	Texas Southern	1990	2007	5-0				
Prairie View A&M	2009	2009	1-0	Texas Tech	1959	2005	4-1				
Princeton	1948	1955	2-0	Toledo	1938	2007	1-3				
Providence	1965	1965	0-1	Tulsa	2001	2003	2-0				
Puerto Rico-Mayaguez	1998	1998	1-0	UCLA	1951	1991	5-3				
Purdue	1909	2012	71-85	U.S. International	1976	1976	1-0				

2012-13 opponents listed in bold face

America East	Won	Lost	Big Sky	Won	Lost	Conference USA	Won	Lost
Albany	0	0	Eastern Washington	1	0	UAB	1	0
Binghamton	0	0	Idaho State	2	0	Central Florida	1	0
Boston University	3	0	Montana	0	0	East Carolina	0	0
Hartford	0	0	Montana State	2	0	Houston	1	1
Maine	0	0	North Dakota	7	0	Marshall	0	0
Maryland-Baltimore Co.	1	0	Northern Arizona	0	0	Memphis	2	0
New Hampshire	0	0	Northern Colorado	1	0	Rice	1	0
Stony Brook	0	0	Portland State	0	0	SMU	5	1
Vermont	0	0	Sacramento State	0	0	Southern Mississippi	2	0
Totals (1.000)	4	0	Southern Utah	0	0	Tulane	0	0
			Weber State	1	0	Tulsa	2	0
			Totals (1.000)	14	0	UTEP	2	2
						Totals (.810)	17	4
Atlantic Coast	Won	Lost	Big South	Won	Lost	Great West	Won	Lost
Boston College	0	2	Campbell	0	1	Chicago State	4	0
Clemson	2	1	Charleston Southern	1	0	Houston Baptist	0	0
Duke	1	7	Coastal Carolina	0	0	NJIT	0	0
Florida State	1	1	Gardner-Webb	0	0	Texas-Pan American	3	0
Georgia Tech	1	1	High Point	0	0	Utah Valley	0	0
Maryland	0	2	Liberty	1	0	Totals (1.000)	7	0
Miami, Fla.	0	0	Longwood	0	0			
North Carolina	2	1	UNC Asheville	1	0	Horizon League	Won	Lost
North Carolina State	3	3	Presbyterian	0	0	Butler	6	6
Virginia	1	0	Radford	0	0	Cleveland State	0	0
Virginia Tech	0	2	Virginia Military	0	0	Detroit	7	0
Wake Forest	0	4	Winthrop	0	0	Green Bay	2	0
Totals (.314)	11	24	Totals (.750)	3	1	Illinois-Chicago	0	0
						Loyola (Ill.)	4	3
Atlantic Sun	Won	Lost	Big Ten	Won	Lost	Milwaukee	2	0
East Tennessee State	2	0	Illinois	67	81	Valparaiso	2	0
Florida Gulf Coast	1	0	Indiana	74	95	Wright State	0	0
Jacksonville	0	1	Michigan	58	89	Youngstown State	0	0
Kennesaw State	0	0	Michigan State	53	66	Totals (.719)	23	9
Libscomb	0	0	Minnesota	90	100			
Mercer	1	0	Nebraska	13	8	Ivy League	Won	Lost
North Florida	0	0	Northwestern	108	57	Brown	2	0
Northern Kentucky	0	0	Ohio State	75	75	Columbia	0	0
South Carolina Upstate	0	0	Penn State	23	13	Cornell	3	0
Stetson	0	0	Purdue	71	85	Dartmouth	2	0
Totals (.800)	4	1	Wisconsin	78	77	Harvard	1	0
			Totals (.488)	710	746	Penn	2	1
						Princeton	2	0
Atlantic 10	Won	Lost	Big 12	Won	Lost	Yale	0	0
Charlotte	1	0	Baylor	1	0	Totals (.923)	12	1
Dayton	2	0	Iowa State	42	23			
Duquesne	2	2	Kansas	7	3	Metro Atlantic	Won	Lost
Fordham	0	0	Kansas State	4	4	Canisius	0	0
George Washington	1	0	Oklahoma	3	2	Fairfield	1	0
La Salle	1	1	Oklahoma State	1	0	Iona	0	0
Massachusetts	0	0	Texas	2	2	Loyola (Md.)	0	0
Rhode Island	0	0	TCU	2	0	Manhattan	0	0
Richmond	0	0	Texas Tech	4	1	Marist	0	0
St. Bonaventure	1	0	West Virginia	1	1	Niagara	0	0
St. Joseph's (PA)	0	2	Totals (.650)	67	36	Rider	1	0
Saint Louis	11	7				St. Peter's	0	0
Temple	2	0	Big West	Won	Lost	Siena	0	0
Xavier	1	1	Cal Poly	1	0	Totals (1.000)	2	0
Totals (.629)	22	13	Cal State Fullerton	0	0			
			Cal State Northridge	2	0	Mid-American	Won	Lost
Big East	Won	Lost	UC Davis	0	0	Akron	0	0
Cincinnati	2	5	UC Irvine	2	1	Ball State	0	0
Connecticut	2	1	UC Riverside	0	0	Bowling Green	3	0
DePaul	2	1	UC Santa Barbara	1	0	Buffalo	0	0
Georgetown	1	0	Hawaii	3	0	Central Michigan	0	0
Louisville	2	2	Long Beach State	1	2	Eastern Michigan	1	0
Marquette	10	7	Pacific	0	0	Kent State	3	0
Notre Dame	5	8	Totals (.769)	10	3	Miami (Ohio)	2	0
Pittsburgh	2	5				Northern Illinois	5	1
Providence	0	1	Colonial Athletic	Won	Lost	Ohio University	5	1
Rutgers	1	0	Delaware	1	0	Toledo	1	3
St. John's	1	1	Drexel	1	0	Western Michigan	2	2
Seton Hall	1	0	George Mason	1	0	Totals (.759)	22	7
South Florida	0	1	Georgia State	2	0			
Syracuse	2	0	Hofstra	0	0			
Villanova	1	3	James Madison	1	0			
Totals (.478)	32	35	UNC Wilmington	0	0			
			Northeastern	1	0			
			Old Dominion	0	0			
			Towson	0	0			
			VCU	2	0			
			William & Mary	0	0			
			Totals (1.000)	9	0			

IOWA RECORD BY CONFERENCE

Mid-Eastern Athletic	Won	Lost	Pacific 12	Won	Lost	Southwestern Athletic	Won	Lost
Bethune-Cookman	0	0	Arizona	5	3	Alabama A&M	0	0
Coppin State	2	0	Arizona State	1	2	Alabama State	1	0
Delaware State	0	0	California	6	4	Alcorn State	0	0
Florida A&M	0	0	Colorado	4	3	Arkansas-Pine Bluff	0	0
Hampton	0	0	Oregon	5	1	Grambling	1	0
Howard	0	0	Oregon State	2	5	Jackson State	1	0
Maryland-Eastern Shore	4	0	Southern California	5	2	Mississippi Valley State	1	0
Morgan State	1	0	Stanford	5	3	Prairie View A&M	1	0
Norfolk State	0	0	UCLA	5	3	Southern	0	0
North Carolina A&T	1	0	Utah	0	1	Texas Southern	5	0
NC Central	1	0	Washington	2	3	Totals (1.000)	10	0
Savannah State	0	0	Washington State	1	0	The Summit League	Won	Lost
South Carolina State	1	0	Totals (.586)	41	29	IPFW	1	0
Totals (1.000)	10	0	Patroit	Won	Lost	Indiana-Purdue, Indianapolis	0	0
Missouri Valley	Won	Lost	American	0	0	Missouri-Kansas City	0	0
Bradley	6	4	Army	1	0	Nebraska-Omaha	1	0
Creighton	14	11	Bucknell	1	0	North Dakota State	0	1
Drake	56	10	Colgate	3	0	Oakland University	1	0
Evansville	5	2	Holy Cross	1	0	South Dakota	10	0
Illinois State	0	1	Lafayette	1	0	South Dakota State	7	2
Indiana State	1	0	Lehigh	2	0	Western Illinois	8	0
Missouri State	0	0	Navy	2	0	Totals (.903)	28	3
Northern Iowa	33	9	Totals (1.000)	11	0	Sun Belt	Won	Lost
Southern Illinois	3	1	Southeastern	Won	Lost	Arkansas-Little Rock	2	0
Wichita State	4	4	Alabama	1	1	Arkansas State	0	1
Totals (.744)	122	42	Arkansas	3	2	Florida Atlantic	1	0
Mountain West	Won	Lost	Auburn	0	0	Florida International	0	0
Air Force	1	0	Florida	0	0	Louisiana-Lafayette	0	0
Boise State	1	0	Georgia	1	1	Louisiana-Monroe	4	1
Colorado State	2	2	Kentucky	3	5	Middle Tennessee	0	0
Fresno State	0	0	LSU	0	3	North Texas	1	0
New Mexico	0	1	Mississippi	0	0	South Alabama	1	0
Nevada	3	0	Mississippi State	2	0	Troy	0	0
San Diego State	0	0	Missouri	10	7	Western Kentucky	0	0
UNLV	1	3	South Carolina	3	0	Totals (.818)	9	2
Wyoming	3	2	Tennessee	2	1	West Coast	Won	Lost
Totals (.579)	11	8	Texas A&M	0	0	BYU	2	0
Northeast	Won	Lost	Vanderbilt	0	0	Gonzaga	2	0
Bryant	1	0	Totals (.556)	25	20	Loyola Marymount	2	0
Central Connecticut State	1	0	Southern	Won	Lost	Pepperdine	2	0
Fairleigh Dickinson	0	0	Appalachian State	0	0	Portland	1	0
Long Island	2	0	The Citadel	2	0	St. Mary's (CA)	3	0
Monmouth	1	0	College of Charleston	0	0	San Diego	0	0
Mount Saint Mary's	0	0	Davidson	1	0	San Francisco	0	1
Quinnipiac	0	0	Elon	0	0	Santa Clara	1	0
Robert Morris	1	0	Furman	1	0	Totals (.929)	13	1
Sacred Heart	1	0	Georgia Southern	0	0	Western Athletic	Won	Lost
St. Francis, N.Y.	0	0	UNC Greensboro	1	0	Denver	7	0
St. Francis, Pa.	1	0	Samford	0	0	Idaho	0	1
Wagner	0	0	Tenn.-Chattanooga	1	0	Louisiana Tech	3	0
Totals (1.000)	8	0	Western Carolina	2	0	New Mexico State	0	0
Ohio Valley	Won	Lost	Wofford	0	0	San Jose State	0	1
Austin Peay	1	0	Totals (1.000)	8	0	Seattle	0	0
Belmont	0	0	Southland	Won	Lost	Texas-Arlington	0	1
Eastern Illinois	5	0	Central Arkansas	1	0	Texas-San Antonio	2	0
Eastern Kentucky	0	0	Lamar	0	0	Texas State	1	0
Jacksonville State	0	0	McNeese State	1	0	Seattle	0	0
Morehead State	3	0	Nicholls State	0	0	Utah State	2	1
Murray State	0	0	Northwestern State (La.)	0	1	Totals (.778)	14	4
SE Missouri State	1	0	Oral Roberts	1	0	Independent	Won	Loss
SIU-Edwardsville	1	0	Sam Houston State	0	0	Cal State Bakersfield	0	0
Tennessee-Martin	0	0	Southeastern La.	1	0	Totals (.000)	0	0
Tennessee State	2	0	Stephen F. Austin	0	0			
Tennessee Tech	1	0	Texas A&M-Corpus Christi	0	0			
Totals (1.000)	14	0	Totals (.800)	4	1			

Abilene Christian (Iowa leads, 1-0)
 11/30/85 W 92-62 Iowa City, IA

Air Force Academy (Iowa leads, 1-0)
 12/28/04 W 73-63 Iowa City, IA

Alabama (Series Tied, 1-1)
 %11/19/06 L 60-72 St. Thomas, VI
 %11/19/10 W 55-47 St. Thomas, VI

Alabama-Birmingham (Iowa leads, 1-0)
 *3/11/99 W 77-64 Denver, CO

Alabama State (Iowa leads 1-0)
 %11/30/01 W 73-64 Iowa City, IA

Alaska-Anchorage (Iowa leads, 1-0)
 11/28/86 W 91-81 Anchorage, AK

American-Puerto Rico (Iowa leads, 1-0)
 %12/20/92 W 101-47 San Juan, P. Rico

Arizona (Iowa leads, 5-3)
 12/7/57 W 80-63 Iowa City, IA
 12/19/60 W 105-64 Iowa City, IA
 %12/26/62 W 57-56 Portland, OR
 %12/29/75 W 82-80 Honolulu, HI
 2/7/87 W 89-80 Tucson, AZ
 12/12/87 L 59-66 Iowa City, IA
 *3/25/88 L 79-99 Seattle, WA
 *3/17/96 L 73-87 Tempe, AZ

Arizona State (ASU leads, 2-1)
 %12/7/80 L 88-96 Tempe, AZ
 12/17/05 W 62-43 Iowa City, IA
 11/25/06 L 64-67 Tempe, AZ

Arkansas (Iowa leads, 3-2)
 %12/29/65 W 77-75 El Paso, TX
 %12/28/85 W 71-52 Honolulu, HI
 *3/14/85 L 54-63 Salt Lake City, UT
 %12/30/94 L 92-101 Honolulu, HI
 *3/13/99 W 82-72 Denver, CO

Arkansas-Little Rock (Iowa leads, 2-0)
 11/24/84 W 76-47 Iowa City, IA
 %11/25/85 W 108-99# Hilo, HI

Arkansas State (ASU leads, 1-0)
 12/6/85 L 62-66 Iowa City, IA

Army (Iowa leads, 1-0)
 12/6/91 W 74-39 Iowa City, IA

Ashland, Ohio (Iowa leads, 1-0)
 12/8/70 W 82-56 Iowa City, IA

Augustana, IL (Iowa leads, 8-2)
 1/17/02 W 22-21 Rock Island, IL
 1/7/04 W 20-12 Rock Island, IL
 1/30/04 L 21-44 Iowa City, IA
 1/21/05 L 20-41 Rock Island, IL
 2/4/05 W 28-24 Iowa City, IA
 1905 W 25-11 Iowa City, IA
 3/2/06 W 28-25 Rock Island, IL
 12/10/21 W 41-16 Iowa City, IA
 1/15/44 W 56-30 Iowa City, IA
 12/1/45 W 87-25 Iowa City, IA

Augustana, SD (Iowa leads, 1-0)
 11/29/75 W 111-81 Iowa City, IA

Austin Peay (Iowa leads, 1-0)
 12/27/96 W 90-58 Iowa City, IA

Baylor (Iowa leads, 1-0)
 %12/2/83 W 67-44 Iowa City, IA

Boise State (Iowa Leads, 1-0)
 12/22/11 W 81-72 Iowa City, IA

Boston College (BC leads, 2-0)
 %12/30/74 L 81-86 Pullman, WA
 12/02/08 L 55-57 Boston, MA

Boston University (Iowa leads, 3-0)
 %12/7/84 W 67-53 Iowa City, IA
 %12/28/85 W 76-71 Pullman, WA
 %11/13/01 W 89-59 Iowa City, IA

Bowling Green (Iowa leads, 3-0)
 12/2/67 W 79-73 Iowa City, IA
 12/14/71 W 89-78 Bowling Green, OH
 11/20/09 W 68-46 Iowa City, IA

Bradley (Iowa leads, 6-4)
 1/18/30 L 28-35 Iowa City, IA
 12/15/30 L 16-17 Iowa City, IA
 12/5/31 L 19-24 Iowa City, IA
 12/3/32 W 42-29 Iowa City, IA
 2/3/34 W 43-25 Iowa City, IA
 12/5/36 W 33-27 Iowa City, IA
 2/10/73 W 90-73 Peoria, IL
 12/8/75 W 100-96 Peoria, IL
 12/6/76 W 90-77 Iowa City, IA
 %11/23/07 L 56-67 South Padre Island, TX

Brigham Young (Iowa leads, 2-0)
 11/27/82 W 91-80 Provo, UT
 12/9/86 W 86-75 Iowa City, IA

Brigham Young-Hawaii (Iowa leads, 1-0)
 12/23/94 W 61-57 Laie, HI

Brown (Iowa leads, 2-0)
 12/2/88 W 109-61 Iowa City, IA
 12/3/11 W 75-54 Iowa City, IA

Bryant University (Iowa leads, 1-0)
 12/5/08 W 61-36 Iowa City, IA

Bucknell (Iowa leads, 1-0)
 12/28/97 W 91-52 Iowa City, IA

Butler (Series tied, 6-6)
 12/15/23 W 26-23 Iowa City, IA
 12/18/24 L 22-26 Iowa City, IA
 12/17/25 W 26-24 Iowa City, IA
 1927 L 32-47 Iowa City, IA
 12/18/37 W 36-31 Indianapolis, IN
 12/17/38 L 29-31 Indianapolis, IN
 12/18/39 L 25-32 Indianapolis, IN
 12/20/41 L 35-41 Indianapolis, IN
 12/11/50 L 51-54 Indianapolis, IN
 2/4/52 W 58-57 Iowa City, IA
 12/1/52 W 62-52 Iowa City, IA
 %12/27/91 W 114-92 Tampa, FL

California (Iowa leads, 6-4)
 12/27/51 W 69-64 Berkeley, CA
 12/27/52 W 69-60 Iowa City, IA
 12/30/55 L 45-70 Berkeley, CA
 12/19/58 L 52-71 Berkeley, CA
 %12/28/60 W 83-80#### Los Angeles, CA
 12/21/66 W 72-62 Iowa City, IA
 12/22/67 L 73-79 Berkeley, CA
 12/10/76 W 94-73 Iowa City, IA
 12/10/77 W 75-70 Berkeley, CA
 %11/25/96 L 59-75 Maui, HI

Cal-Irvine (Iowa leads, 2-1)
 %12/29/86 W 105-103 Long Beach, CA
 %12/5/87 W 124-88 Iowa City, IA
 12/29/93 L 78-86 Irvine, CA

Cal-Poly (Iowa leads, 1-0)
 11/30/68 W 91-73 Iowa City, IA

Cal-State Northridge (Iowa leads, 2-0)
 12/3/77 W 66-63 Iowa City, IA
 12/29/96 W 90-65 Iowa City, IA

Cal-Santa Barbara (Iowa leads, 1-0)
 %12/2/89 W 85-79 Iowa City, IA

Campbell (Campbell leads, 1-0)
 11/23/11 L 61-77 Iowa City, IA

Carleton (Iowa leads, 10-6)
 2/9/11 W 25-14 Northfield, MN
 3/2/12 L 9-15 Northfield, MN
 3/8/13 L 20-28 Northfield, MN
 2/13/14 L 16-25 Northfield, MN
 1/23/15 L 19-20 Northfield, MN
 12/12/31 L 26-35 Iowa City, IA
 12/17/32 W 34-19 Iowa City, IA
 12/16/33 W 44-24 Iowa City, IA
 12/10/34 W 36-23 Iowa City, IA
 12/10/35 W 52-27 Iowa City, IA
 12/10/36 W 52-26 Iowa City, IA
 12/9/37 W 44-20 Iowa City, IA
 12/3/38 L 33-37 Iowa City, IA
 12/2/39 W 24-21 Northfield, MN
 12/14/42 W 46-43 Iowa City, IA
 12/1/47 W 82-43 Iowa City, IA

Carnegie Tech (Iowa leads, 1-0)
 12/23/49 W 73-42 Iowa City, IA

Cedar Rapids YMCA (Iowa leads, 2-0)
 12/7/07 W 69-39 Cedar Rapids, IA
 12/14/07 W 63-12 Iowa City, IA

Centenary College (Iowa leads, 3-0)
 1/4/92 W 121-76 Iowa City, IA
 12/19/00 W 72-52 Iowa City, IA
 %12/3/04 W 88-53 Iowa City, IA

Central Arkansas (Iowa leads, 1-0)
 12/19/11 W 105-64 Iowa City, IA

Central Connecticut State (Iowa leads, 1-0)
 1/2/93 W 104-58 Iowa City, IA

Central Florida (Iowa leads, 1-0)
 12/14/88 W 102-68 Iowa City, IA

Chaminade (Iowa leads, 2-0)
 12/30/90 W 104-64 Chaminade, HI
 %11/27/96 W 67-37 Maui, HI

Charleston Southern (Iowa leads, 1-0)
 %11/15/08 W 68-48 Iowa City, IA

Chicago (Iowa leads, 33-17)
 3/10/05 L 16-20 Chicago, IL
 2/2/06 L 20-27 Chicago, IL
 12/20/07 L 26-35 Iowa City, IA
 1908 L 12-32 Chicago, IL
 1/28/09 L 10-29 Chicago, IL
 1/17/13 L 8-28 Chicago, IL
 1/17/14 L 13-47 Chicago, IL
 2/16/14 L 13-28 Iowa City, IA
 1/15/15 W 19-18 Chicago, IL
 2/12/16 W 16-15 Iowa City, IA
 1/16/17 L 15-22 Chicago, IL
 2/9/17 W 24-17 Iowa City, IA
 1/5/18 L 20-46 Chicago, IL
 2/23/18 W 29-26 Iowa City, IA
 1/17/19 L 19-31 Chicago, IL
 2/19/19 L 10-22 Iowa City, IA
 1/27/20 W 22-19 Iowa City, IA
 2/10/20 L 18-37 Chicago, IL
 1/22/21 L 17-42 Chicago, IL
 1/31/21 W 17-16 Iowa City, IA
 2/1/22 W 27-17 Chicago, IL
 1/6/23 W 35-23 Chicago, IL
 2/3/23 W 20-12 Iowa City, IA
 2/2/24 L 18-31 Iowa City, IA
 2/16/24 W 21-13 Chicago, IL
 1/19/26 W 18-13 Chicago, IL
 2/27/26 W 32-20 Iowa City, IA

ALL-TIME SERIES RESULTS

1926	W	19-13	Chicago, IL
1927	W	25-23	Iowa City, IA
1929	W	23-21	Chicago, IL
1929	W	31-20	Iowa City, IA
2/6/32	W	43-25	Iowa City, IA
2/29/32	W	46-28	Chicago, IL
1/16/33	W	36-32	Chicago, IL
2/6/33	W	42-12	Iowa City, IA
1/7/35	W	39-29	Iowa City, IA
2/23/35	L	40-41	Chicago, IL
2/15/36	W	33-20	Iowa City, IA
3/2/36	W	47-39	Chicago, IL
2/12/38	W	42-29	Chicago, IL
2/19/38	L	35-38	Iowa City, IA
1/16/39	W	29-19	Iowa City, IA
1/15/40	W	41-27	Chicago, IL
2/3/41	W	58-36	Iowa City, IA
1/5/42	W	53-39	Chicago, IL
2/2/42	W	64-40	Iowa City, IA
2/22/43	W	62-34	Chicago, IL
2/5/44	W	103-31	Iowa City, IA
1/21/46	W	58-32	Chicago, IL
2/2/46	W	68-36	Iowa City, IA

Chicago State (Iowa leads, 4-0)

12/1/72	W	101-44	Iowa City, IA
12/18/90	W	93-70	Iowa City, IA
11/14/97	W	105-60	Iowa City, IA
11/11/11	W	96-53	Iowa City, IA

Cincinnati (Cincinnati leads, 6-2)

%12/30/59	L	83-96	New York, NY
2/4/61	L	60-77	Cincinnati, OH
12/30/66	W	78-69	Cincinnati, OH
12/18/69	L	105-114	Cincinnati, OH
12/17/70	L	70-73#	Iowa City, IA
1/22/71	L	69-73	Cincinnati, OH
%12/6/80	W	69-64	Tempe, AZ
*3/17/05	L	64-76	Indianapolis, IN

Citadel (Iowa leads, 2-0)

11/13/06	W	75-53	Iowa City, IA
11/20/08	W	70-48	Charleston, SC

Clemson (Iowa leads, 2-1)

12/17/62	W	74-64	Iowa City, IA
%12/18/81	W	80-68	Houston, TX
11/29/11	L	55-71	Iowa City, IA

Coe College (Iowa leads, 15-2)

3/4/05	W	50-9	Iowa City, IA
1905	W	65-20	Cedar Rapids, IA
2/17/06	W	43-13	Cedar Rapids, IA
3/3/06	W	70-12	Iowa City, IA
1/12/07	W	49-36	Iowa City, IA
2/16/07	L	31-33	Cedar Rapids, IA
2/15/08	W	42-28	Cedar Rapids, IA
2/27/08	W	38-12	Iowa City, IA
1/21/09	W	48-10	Iowa City, IA
2/9/09	W	36-24	Cedar Rapids, IA
1/10/09	W	32-17	Iowa City, IA
1/10/10	W	51-19	Iowa City, IA
2/3/13	W	42-12	Iowa City, IA
1/8/18	W	25-22	Iowa City, IA
1/1/20	W	39-11	Iowa City, IA
1/2/20	L	21-22	Iowa City, IA
1/6/21	W	33-5	Iowa City, IA

Colgate (Iowa leads, 3-0)

%11/30/90	W	80-59	Iowa City, IA
%12/2/95	W	79-59	Iowa City, IA
%11/15/05	W	73-51	Iowa City, IA

Colorado (Iowa leads, 4-3)

12/21/53	W	78-72	Iowa City, IA
3/19/55	L	54-75	Kansas City, MO
12/12/55	L	57-60	Boulder, CO
12/1/58	W	67-46	Iowa City, IA
12/14/59	L	68-76	Boulder, CO
12/19/83	W	72-56	Iowa City, IA
12/28/95	W	100-85	Boulder, CO

Colorado College (Iowa leads, 2-0)

12/4/48	W	77-44	Iowa City, IA
12/1/49	W	76-54	Iowa City, IA

Colorado State (Series tied, 2-2)

12/15/53	W	72-55	Iowa City, IA
%12/26/63	L	56-61	Pullman, WA
12/2/78	L	69-72	Fort Collins, CO
12/3/79	W	113-66	Iowa City, IA

Concordia, MO (Concordia leads, 1-0)

2/15/30	L	32-41	St. Louis, MO
---------	---	-------	---------------

Connecticut (Iowa leads, 2-1)

%11/24/95	W	101-95#	Anchorage, AK
*3/18/99	L	68-78	Phoenix, AZ
%11/11/99	W	70-68	New York, NY

Coppin State (Iowa leads, 2-0)

12/23/98	W	87-73	Iowa City, IA
%12/2/06	W	83-67	Iowa City, IA

Cornell, IA (Iowa leads, 16-4)

2/20/11	W	24-10	Iowa City, IA
2/22/12	W	24-10	Iowa City, IA
2/5/13	W	13-3	Mt. Vernon, IA
2/18/13	W	19-16	Iowa City, IA
1/14/14	W	50-13	Iowa City, IA
3/3/14	W	20-13	Mt. Vernon, IA
1/16/15	W	32-16	Iowa City, IA
3/1/15	W	36-22	Mt. Vernon, IA
1/7/15	W	30-12	Iowa City, IA
2/7/16	W	28-19	Mt. Vernon, IA
1/9/16	W	28-13	Iowa City, IA
12/15/17	L	18-38	Iowa City, IA
2/22/19	W	28-6	Iowa City, IA
12/15/19	L	20-22	Iowa City, IA
12/17/19	L	16-24	Iowa City, IA
12/18/19	L	32-35	Iowa City, IA
1/10/21	W	44-13	Iowa City, IA
12/17/21	W	34-14	Iowa City, IA
12/19/22	W	36-19	Iowa City, IA
12/18/23	W	25-15	Iowa City, IA

Cornell, NY (Iowa leads, 3-0)

%12/28/57	W	73-68	Buffalo, NY
%12/27/84	W	59-56#	Honolulu, HI
12/30/06	W	65-50	Iowa City, IA

Creighton (Iowa leads, 14-11)

12/22/22	L	17-19	Omaha, NE
12/23/22	W	20-17	Omaha, NE
1/2/24	L	13-36	Omaha, NE
1/17/25	L	20-38	Iowa City, IA
1928	W	30-26	Iowa City, IA
1929	W	28-26	Iowa City, IA
1930	W	33-28	Iowa City, IA
12/23/30	W	28-22	Omaha, NE
2/3/33	W	37-30	Iowa City, IA
12/11/48	W	77-38	Iowa City, IA
3/4/50	W	70-46	Iowa City, IA
12/12/60	W	89-71	Iowa City, IA
2/3/62	L	67-68	Iowa City, IA
12/16/63	L	72-77#	Iowa City, IA
12/12/64	W	98-83	Iowa City, IA
12/8/65	W	103-77	Iowa City, IA
12/5/66	L	68-69	Omaha, NE
12/21/68	W	100-73	Iowa City, IA
12/20/69	L	88-97	Iowa City, IA
12/4/70	L	73-98	Omaha, NE
%12/1/90	W	83-77	Iowa City, IA
11/25/98	L	73-75	Iowa City, IA
11/27/99	L	76-85	Omaha, NE
*3/15/01	W	69-56	Long Island, NY
11/20/11	L	59-82	Des Moines, IA

Dartmouth (Iowa leads, 2-0)

1/23/88	W	102-87	Iowa City, IA
12/20/94	W	104-65	Iowa City, IA

Davidson (Iowa leads, 1-0)

2/1/69	W	76-61	Davidson, NC
--------	---	-------	--------------

Dayton (Iowa leads, 2-0)

%12/23/79	W	61-54	Dayton, OH
&3/13/12	W	84-75	Dayton, OH

Delaware (Iowa leads, 1-0)

%12/5/86	W	95-47	Iowa City, IA
----------	---	-------	---------------

Denver (Iowa leads 7-0)

12/16/36	W	34-30	Iowa City, IA
12/11/39	W	44-32	Iowa City, IA
1/1/44	W	63-20	Iowa City, IA
12/19/44	W	60-41	Iowa City, IA
12/8/45	W	67-40	Iowa City, IA
12/8/56	W	58-57	Iowa City, IA
12/17/77	W	107-65	Iowa City, IA

DePaul (Iowa leads, 2-1)

12/19/38	W	34-29	Chicago, IL
12/18/1956	L	72-73	Chapel Hill, NC
&3/15/95	W	97-86	Moline, IL

DePauw (Iowa leads, 4-0)

2/5/40	W	35-25	Iowa City, IA
1/3/41	W	45-35	Iowa City, IA
12/4/50	W	74-67	Iowa City, IA
12/8/51	W	69-53	Iowa City, IA

Des Moines College (Iowa leads, 1-0)

1/29/03	W	NA	Des Moines, IA
---------	---	----	----------------

Des Moines YMCA (D.M. YMCA leads, 5-3)

2/14/02	W	42-17	Des Moines, IA
1/30/03	L	21-24	Des Moines, IA
1/15/04	W	23-16	Des Moines, IA
1/27/05	W	24-22	Des Moines, IA
2/18/05	L	25-33	Iowa City, IA
2/23/06	L	27-33	Des Moines, IA
1/18/07	L	26-32	Des Moines, IA
1/2/13	L	10-15	Des Moines, IA

Detroit Mercy (Iowa leads, 7-0)

12/21/40	W	37-35	Detroit, MI
12/12/46	W	67-51	Iowa City, IA
2/5/66	W	107-73	Detroit, MI
12/8/79	W	80-57	Detroit, MI
12/1/80	W	98-55	Iowa City, IA
%12/5/98	W	61-60	Iowa City, IA
%12/28/00	W	69-68	Honolulu, HI

Drake (Iowa leads, 56-10)

2/22/09	W	36-13	Des Moines, IA
2/4/10	W	26-8	Des Moines, IA
3/1/10	W	43-7	Iowa City, IA
1/21/11	W	30-20	Iowa City, IA
2/23/11	W	23-15	Des Moines, IA
1/29/16	W	31-24	Iowa City, IA
2/15/16	W	22-14	Des Moines, IA
1/24/30	W	25-18	Des Moines, IA
2/22/30	L	25-26	Iowa City, IA
1/5/31	W	21-20	Des Moines, IA
1/4/32	W	24-18	Des Moines, IA
12/12/32	W	52-11	Des Moines, IA
1/30/34	W	39-18	Des Moines, IA
1/3/35	L	25-45	Des Moines, IA
1/4/36	W	35-22	Iowa City, IA
12/11/65	W	66-60	Des Moines, IA
12/18/65	W	69-51	Iowa City, IA
12/10/66	W	90-83	Des Moines, IA
12/17/66	W	83-75	Iowa City, IA
12/16/67	L	65-74	Iowa City, IA
12/14/68	L	74-89	Des Moines, IA
12/22/69	W	101-78	Iowa City, IA
12/12/70	L	70-72	Des Moines, IA
12/30/71	W	89-83	Iowa City, IA
12/27/72	L	80-98	Des Moines, IA
12/4/73	W	70-55	Iowa City, IA
12/3/74	W	86-81	Des Moines, IA

12/23/75	W	77-73	Iowa City, IA
2/10/76	W	71-65	Des Moines, IA
12/4/76	W	86-71	Des Moines, IA
12/21/76	W	82-69	Iowa City, IA
12/30/77	W	89-87	Iowa City, IA
12/9/78	L	69-72	Des Moines, IA
12/23/78	W	112-73	Iowa City, IA
12/29/79	W	77-66	Iowa City, IA
12/13/80	W	90-68	Iowa City, IA
12/30/81	W	60-49	Iowa City, IA
11/29/82	W	68-63	Des Moines, IA
12/21/83	W	66-43	Iowa City, IA
12/3/85	W	55-43	Des Moines, IA
12/13/86	W	69-62	Des Moines, IA
12/1/87	W	70-59	Iowa City, IA
11/29/88	W	96-72	Des Moines, IA
11/28/89	W	68-54	Des Moines, IA
11/27/90	W	80-61	Des Moines, IA
12/3/91	W	83-56	Iowa City, IA
1/4/93	W	80-65	Des Moines, IA
11/30/93	W	90-86	Iowa City, IA
11/29/94	W	103-68	Des Moines, IA
11/28/95	W	98-66	Iowa City, IA
12/3/96	W	79-59	Des Moines, IA
12/2/97	W	90-60	Iowa City, IA
12/1/98	W	78-74	Des Moines, IA
12/28/99	W	83-76##	Iowa City, IA
11/21/00	W	73-71	Des Moines, IA
12/12/01	W	101-59	Iowa City, IA
11/26/02	W	50-49	Des Moines, IA
11/25/03	W	74-56	Iowa City, IA
11/30/04	W	91-75	Des Moines, IA
12/20/05	W	65-60	Iowa City, IA
12/16/06	L	59-75	Des Moines, IA
12/14/07	L	51-56	Iowa City, IA
12/20/08	L	43-60	Des Moines, IA
12/19/09	W	71-67	Iowa City, IA
12/18/10	W	59-52	Des Moines, IA
12/17/11	W	82-68	Iowa City, IA

Drexel (Iowa leads, 1-0)
 12/18/89 W 59-50 Iowa City, IA

Dubuque YMCA (Iowa leads, 1-0)
 1/16/02 W 36-27 Dubuque, IA

Duke (Duke leads, 7-1)
 %12/31/68 L 82-85 New Orleans, LA
 *3/16/91 L 70-85 Minneapolis, MN
 *3/21/92 L 62-75 Greensboro, NC
 1/16/93 L 56-65 Durham, NC
 12/22/93 L 76-79 Iowa City, IA
 %12/27/94 W 81-71 Honolulu, HI
 %11/25/95 L 81-88 Anchorage, AK
 11/27/01 L 62-80 Chicago, IL

Duquesne (Series tied, 2-2)
 12/9/29 W 35-26 Iowa City, IA
 12/11/69 W 98-87 Iowa City, IA
 12/10/71 L 75-80 Pittsburgh, PA
 %11/17/09 L 50-52 Iowa City, IA

Eastern Illinois (Iowa leads, 5-0)
 %12/23/88 W 89-71 Chaminade, HI
 1/2/94 W 91-52 Iowa City, IA
 11/21/99 W 95-79 Iowa City, IA
 12/30/03 W 71-62 Iowa City, IA
 12/1/07 W 57-45 Iowa City, IA

Eastern Michigan (Iowa leads, 1-0)
 %12/21/92 W 103-66 San Juan, P. Rico

Eastern Washington (Iowa leads, 1-0)
 %12/5/03 W 70-54 Iowa City, IA

East Tennessee State (Iowa leads, 2-0)
 *3/14/91 W 76-73 Minneapolis, MN
 %12/1/95 W 104-58 Iowa City, IA

Evansville (Iowa leads, 5-2)
 12/1/59 W 86-84 Evansville, IN
 12/3/60 W 83-71 Evansville, IN
 12/2/61 L 59-65 Evansville, IN
 12/1/62 W 62-57 Evansville, IN
 12/7/63 W 75-72 Evansville, IN
 12/5/64 L 83-90 Evansville, IN
 12/4/65 W 80-73 Evansville, IN

Fairfield (Iowa leads, 1-0)
 %12/2/05 W 75-59 Iowa City, IA

Florida Atlantic (Iowa leads, 1-0)
 11/24/02 W 79-52 Iowa City, IA

Florida Gulf Coast (Iowa leads, 1-0)
 %11/18/07 W 62-49 Iowa City, IA

Florida State (Series tied, 1-1)
 *3/18/88 W 102-98 Los Angeles, CA
 12/2/02 L 67-80 Tallahassee, FL

Furman (Iowa leads, 1-0)
 12/14/85 W 81-61 Iowa City, IA

George Mason (Iowa leads, 1-0)
 12/1/84 W 111-82 Iowa City, IA

George Washington (Iowa leads, 1-0)
 *3/15/96 W 81-79 Tempe, AZ

Georgetown (Iowa leads, 1-0)
 *3/16/80 W 81-80 Philadelphia, PA

Georgia (Series tied, 1-1)
 %12/3/88 W 102-76 Iowa City, IA
 &3/11/98 L 93-100 Iowa City, IA

Georgia State (Iowa leads, 2-0)
 12/12/84 W 89-40 Iowa City, IA
 12/20/06 W 101-59 Iowa City, IA

Georgia Tech (Series tied, 1-1)
 11/28/00 W 85-67 Iowa City, IA
 &3/24/03 L 78-79 Iowa City, IA

Gonzaga (Iowa leads, 2-0)
 11/26/84 W 62-40 Iowa City, IA
 12/23/85 W 84-64 Spokane, WA

Grinnell (Grinnell leads, 19-18)
 11/6/01 W 34-19 Iowa City, IA
 2/15/02 W 25-21 Grinnell, IA
 2/2/03 L 5-6 Grinnell, IA
 2/14/03 L 13-15 Iowa City, IA
 12/4/03 W 39-35 Iowa City, IA
 1/14/04 W 21-20 Grinnell, IA
 1/19/04 L 12-35 Grinnell, IA
 1904 W 23-19 Iowa City, IA
 1/28/05 L 22-32 Grinnell, IA
 2/23/05 W 24-17 Iowa City, IA
 3/6/05 L 26-34 Grinnell, IA
 1906 W 26-13 Iowa City, IA
 2/22/06 L 19-20 Grinnell, IA
 3/9/06 W 20-17 Iowa City, IA
 1/30/07 W 20-17 Grinnell, IA
 2/9/07 L 21-24 Iowa City, IA
 1/20/08 W 15-13 Iowa City, IA
 2/22/08 L 11-34 Grinnell, IA
 3/11/08 L 12-26 Grinnell, IA
 2/6/09 L 18-19 Iowa City, IA
 2/12/09 L 14-25 Grinnell, IA
 1/29/10 W 20-13 Iowa City, IA
 2/11/10 L 13-18 Grinnell, IA
 2/27/11 L 10-21 Grinnell, IA
 3/9/11 W 12-10 Grinnell, IA
 2/10/12 L 19-20 Iowa City, IA
 1912 L 14-18 Grinnell, IA
 1/24/13 L 12-26 Iowa City, IA
 2/21/13 L 11-35 Grinnell, IA

1/23/14 L 20-38 Iowa City, IA
 2/27/14 W 20-18 Grinnell, IA
 1/30/15 L 14-15 Iowa City, IA
 2/19/15 W 26-20 Grinnell, IA
 1/25/16 W 25-16 Iowa City, IA
 2/26/16 W 22-15 Grinnell, IA
 1/27/17 W 19-16 Iowa City, IA
 2/23/17 W 17-15 Grinnell, IA

Hamline (Iowa leads, 1-0)
 12/1/34 W 38-26 Iowa City, IA

Hardin-Simmons (Iowa leads, 2-0)
 12/21/70 W 90-77 Iowa City, IA
 12/1/71 W 80-58 Iowa City, IA

Harvard (Iowa leads, 1-0)
 12/31/47 W 61-41 Iowa City, IA

Haskall Indians (Iowa leads, 1-0)
 2/2/09 W 32-18 Iowa City, IA

Hawaii (Iowa leads, 3-0)
 %12/30/69 W 111-60 Honolulu, HI
 %12/4/82 W 99-67 Iowa City, IA
 %12/29/94 W 84-82 Honolulu, HI

Hawaii-Hilo (Iowa leads, 2-0)
 11/22/85 W 80-69 Hilo, HI
 12/28/90 W 78-65 Hilo, HI

Hawaii-Pacific (Iowa leads, 1-0)
 11/23/85 W 85-68 Honolulu, HI

Highland Park (Iowa leads, 4-1)
 1903 W 27-17 Iowa City, IA
 1/17/04 W 28-19 Highland Park
 1/26/05 W 23-22 Highland Park
 1/19/07 W 32-17 Highland Park
 12/31/13 L 4-14 Highland Park

Holy Cross (Iowa leads, 1-0)
 &12/27/75 W 98-75 Honolulu, HI

Houston (Series tied, 1-1)
 %12/30/68 W 95-87 New Orleans, LA
 12/19/81 L 52-62 Houston, TX

Idaho (Idaho leads, 1-0)
 *3/14/82 L 67-69# Pullman, WA

Idaho State (Iowa leads, 2-0)
 11/9/07 W 58-43 Iowa City, IA
 12/4/10 W 70-53 Iowa City, IA

Illinois (Illinois leads, 81-67)
 12/14/08 W 46-36 Iowa City, IA
 1/28/13 L 9-35 Champaign, IL
 2/23/24 L 14-26 Iowa City, IA
 2/29/24 L 19-38 Champaign, IL
 1/24/25 L 15-23 Champaign, IL
 2/27/25 W 33-25 Iowa City, IA
 1/22/27 L 33-40# Champaign, IL
 2/12/27 W 26-24 Iowa City, IA
 1/13/28 W 36-30 Iowa City, IA
 2/24/28 W 41-27 Champaign, IL
 2/14/31 L 23-26 Iowa City, IA
 2/28/31 L 13-31 Champaign, IL
 2/27/33 W 30-27 Iowa City, IA
 3/4/33 L 16-44 Champaign, IL
 1/15/34 W 36-14 Iowa City, IA
 2/26/34 L 31-35 Champaign, IL
 1/4/36 W 27-26 Iowa City, IA
 2/10/36 L 14-36 Champaign, IL
 1/16/37 L 28-42 Champaign, IL
 2/27/37 L 29-40 Iowa City, IA
 2/6/39 L 26-34 Champaign, IL
 3/2/40 W 62-47 Iowa City, IA
 2/17/41 L 53-56 Champaign, IL
 1/19/42 L 35-42 Champaign, IL

ALL-TIME SERIES RESULTS

3/2/42	W	46-32	Iowa City, IA	2/5/89	W	86-82	Iowa City, IA	2/9/31	L	18-31	Bloomington, IN
1/16/43	L	41-61	Champaign, IL	3/8/89	L	94-118	Champaign, IL	1/18/32	L	27-35	Bloomington, IN
1/18/43	L	34-66	Champaign, IL	1/29/90	W	69-67	Iowa City, IA	2/20/32	L	33-34	Iowa City, IA
1/21/44	W	56-51	Iowa City, IA	3/4/90	L	85-118	Champaign, IL	2/5/34	L	25-34	Bloomington, IN
1/22/44	W	53-44	Iowa City, IA	1/28/91	L	50-53	Champaign, IL	2/17/34	W	29-26	Iowa City, IA
1/26/45	L	42-43	Champaign, IL	2/23/91	L	74-79	Iowa City, IA	1/19/35	L	35-40	Iowa City, IA
3/3/45	W	43-37	Iowa City, IA	1/15/92	W	74-69	Iowa City, IA	2/11/35	L	30-34	Bloomington, IN
12/22/45	W	41-39	Iowa City, IA	2/23/92	L	72-77#	Champaign, IL	1/4/37	L	24-28	Bloomington, IN
2/23/46	L	51-57	Champaign, IL	2/4/93	L	77-78	Champaign, IL	2/6/37	L	34-38	Iowa City, IA
2/8/47	L	36-45	Champaign, IL	3/13/93	W	63-53	Iowa City, IA	1/8/38	W	48-39	Iowa City, IA
2/9/48	W	70-61	Iowa City, IA	1/19/94	L	90-105	Champaign, IL	1/17/38	W	36-32	Bloomington, IN
2/21/49	L	49-80	Champaign, IL	2/19/94	W	83-69	Iowa City, IA	2/11/39	L	39-50	Iowa City, IA
2/11/50	W	70-65	Champaign, IL	2/1/95	L	74-79	Iowa City, IA	2/20/39	L	40-45	Bloomington, IN
1/8/51	L	69-72	Iowa City, IA	2/11/95	L	97-104#	Champaign, IL	1/8/40	L	30-45	Bloomington, IN
1/20/51	L	53-69	Champaign, IL	1/18/96	W	82-79	Iowa City, IA	2/19/40	L	42-46	Iowa City, IA
2/9/52	W	73-68	Iowa City, IA	2/24/96	L	86-91	Champaign, IL	2/10/41	L	40-50	Bloomington, IN
2/23/52	L	62-78	Champaign, IL	1/29/97	W	82-65	Iowa City, IA	2/22/41	L	36-47	Iowa City, IA
2/14/53	L	63-80	Champaign, IL	2/9/97	L	51-66	Champaign, IL	2/23/42	W	55-52	Iowa City, IA
2/21/53	W	67-62	Iowa City, IA	1/8/98	L	64-76	Iowa City, IA	1/23/43	L	55-71	Iowa City, IA
1/18/54	W	79-70	Champaign, IL	2/22/98	L	72-79	Champaign, IL	1/25/43	L	43-64	Iowa City, IA
2/20/54	L	51-74	Iowa City, IA	1/7/99	W	84-62	Iowa City, IA	1/28/44	W	43-42	Bloomington, IN
1/17/55	W	92-80	Iowa City, IA	2/21/99	W	78-72	Champaign, IL	1/29/44	W	52-40	Bloomington, IN
2/21/55	W	89-70	Champaign, IL	1/26/00	L	58-69	Iowa City, IA	1/22/45	W	56-51	Iowa City, IA
3/3/56	W	96-72	Iowa City, IA	2/12/00	L	50-78	Champaign, IL	2/10/45	W	45-40	Bloomington, IN
1/7/57	L	70-81	Champaign, IL	1/11/01	W	78-62	Iowa City, IA	1/12/46	L	39-45	Bloomington, IN
1/6/58	W	70-68	Champaign, IL	2/24/01	L	63-89	Champaign, IL	2/25/46	L	46-49	Iowa City, IA
2/22/58	W	83-79	Iowa City, IA	1/15/02	L	66-77	Champaign, IL	1/18/47	L	48-50	Bloomington, IN
1/12/59	L	97-103	Champaign, IL	1/15/03	W	68-61	Iowa City, IA	2/22/47	W	68-46	Bloomington, IN
2/28/59	L	70-72	Iowa City, IA	1/17/04	L	82-88	Champaign, IL	1/17/48	W	61-52	Iowa City, IA
2/27/60	L	70-85	Champaign, IL	2/25/04	L	59-78	Iowa City, IA	2/14/48	L	47-49	Bloomington, IN
1/16/61	W	78-71	Iowa City, IA	1/20/05	L	68-73#	Champaign, IL	1/10/49	L	39-50	Bloomington, IN
2/10/62	L	81-91	Iowa City, IA	2/19/05	L	65-75	Iowa City, IA	2/26/49	L	60-76	Iowa City, IA
3/3/62	W	88-78	Iowa City, IA	1/7/06	W	63-48	Iowa City, IA	1/14/50	W	65-64	Iowa City, IA
1/5/63	L	76-85	Iowa City, IA	2/25/06	L	59-71	Champaign, IL	2/25/50	W	59-53	Bloomington, IN
3/9/63	L	69-73	Champaign, IL	1/10/07	L	70-74	Champaign, IL	2/12/51	L	54-63	Iowa City, IA
1/11/64	L	70-87	Iowa City, IA	3/3/07	W	60-53	Iowa City, IA	2/26/51	L	53-63	Bloomington, IN
3/9/64	L	67-90	Champaign, IL	3/1/08	L	47-58	Iowa City, IA	1/12/52	W	78-59	Iowa City, IA
2/23/65	L	80-97	Champaign, IL	2/1/09	L	54-62	Champaign, IL	1/21/52	L	69-82	Bloomington, IN
3/6/65	W	94-84	Iowa City, IA	1/5/10	L	42-59	Champaign, IL	12/22/53	L	72-91	Iowa City, IA
3/5/66	L	90-106	Champaign, IL	2/3/10	L	49-57	Iowa City, IA	3/9/53	L	61-68	Bloomington, IN
2/17/67	W	96-89	Iowa City, IA	12/29/10	L	77-87	Iowa City, IA	2/22/54	W	82-64	Bloomington, IN
2/3/68	L	63-66	Champaign, IL	2/26/11	L	68-81	Champaign, IL	2/12/55	W	90-75	Iowa City, IA
3/2/68	W	61-56	Iowa City, IA	2/26/12	L	54-65	Champaign, IL	2/20/56	W	87-83	Bloomington, IN
2/8/69	L	69-98	Champaign, IL	3/8/12	W	64-61	Indianapolis, IN	3/5/56	W	84-73	Iowa City, IA
2/25/69	W	74-53	Iowa City, IA					2/2/57	L	66-82	Iowa City, IA
2/17/70	W	83-81	Champaign, IL	Illinois State (Illinois State leads, 1-0)				2/18/57	L	76-90	Bloomington, IN
2/2/71	W	92-84	Iowa City, IA	%12/29/88	L	88-89	Oklahoma City, OK	1/18/58	W	79-75	Iowa City, IA
2/15/72	W	87-84#	Iowa City, IA	Illinois YMCA (Illinois YMCA leads, 1-0)				1/17/59	W	88-78	Bloomington, IN
3/7/72	L	84-91	Champaign, IL	2/1/06	L	24-35	Chicago, IL	2/8/60	L	74-87	Bloomington, IN
1/13/73	L	78-80	Champaign, IL	Illinois Wesleyan (Iowa leads, 3-1)				2/20/60	L	64-79	Iowa City, IA
3/10/73	W	93-76	Iowa City, IA	12/31/20	L	26-29	Bloomington, IL	2/11/61	W	74-67	Bloomington, IN
2/23/74	L	84-91	Champaign, IL	12/15/84	W	99-39	Iowa City, IA	3/4/61	L	69-78	Iowa City, IA
1/4/75	W	95-70	Iowa City, IA	Indiana (Indiana leads, 95-74)				2/17/62	L	69-72	Bloomington, IN
3/8/75	W	73-70	Champaign, IL	2/6/09	L	12-18	Bloomington, IN	2/18/63	L	71-72	Iowa City, IA
1/3/76	W	84-60	Iowa City, IA	1/19/15	W	29-20	Iowa City, IA	1/4/64	W	72-71	Bloomington, IN
3/6/76	W	82-70	Champaign, IL	2/23/15	W	20-19	Bloomington, IN	2/10/64	W	82-75	Iowa City, IA
1/15/77	W	84-81#	Champaign, IL	1/12/17	L	12-21	Iowa City, IA	1/11/65	L	76-85	Iowa City, IA
2/24/77	W	76-64	Iowa City, IA	1/19/17	L	7-12	Bloomington, IN	1/18/65	W	74-68	Bloomington, IN
1/26/78	L	61-70	Iowa City, IA	2/17/18	L	25-29	Iowa City, IA	1/17/66	L	61-73	Bloomington, IN
2/18/78	L	76-77	Champaign, IL	3/8/18	W	13-11	Bloomington, IN	3/7/66	W	82-77	Iowa City, IA
1/25/79	W	58-52	Iowa City, IA	1/13/19	L	14-23	Iowa City, IA	1/7/67	W	84-73	Iowa City, IA
2/17/79	W	67-53	Champaign, IL	1/24/19	W	21-12	Bloomington, IN	2/25/67	W	75-74#	Bloomington, IN
1/3/80	W	72-71	Champaign, IL	2/7/20	W	28-20	Iowa City, IA	2/24/68	W	78-70	Bloomington, IN
3/1/80	W	75-71	Iowa City, IA	2/13/20	L	19-25	Bloomington, IN	1/11/69	W	91-72	Iowa City, IA
1/31/81	L	66-79	Champaign, IL	2/21/21	W	22-15	Iowa City, IA	1/31/70	W	100-93	Iowa City, IA
2/7/81	W	72-66	Iowa City, IA	2/26/21	W	26-17	Bloomington, IN	2/7/70	W	104-89	Bloomington, IN
1/9/82	W	56-50	Iowa City, IA	1/22/23	W	19-13	Iowa City, IA	2/13/71	L	84-86	Iowa City, IA
3/4/82	L	67-73#	Champaign, IL	2/5/23	L	21-23	Bloomington, IN	3/6/71	L	88-104	Bloomington, IN
2/3/83	L	61-62	Champaign, IL	1/31/25	L	28-30	Iowa City, IA	2/19/72	L	79-86	Bloomington, IN
2/12/83	W	68-66	Iowa City, IA	2/9/25	L	21-28	Bloomington, IN	3/3/73	L	64-80#	Iowa City, IA
2/2/84	L	52-54##	Iowa City, IA	1/16/26	W	29-22	Iowa City, IA	1/19/74	L	51-55	Iowa City, IA
2/12/84	L	53-73	Champaign, IL	2/1/26	L	20-30	Bloomington, IN	2/2/74	L	50-85	Bloomington, IN
1/5/85	W	64-60	Iowa City, IA	2/11/28	L	33-50	Bloomington, IN	1/11/75	L	49-102	Bloomington, IN
3/7/85	L	53-59#	Champaign, IL	2/26/28	L	39-49	Iowa City, IA	2/8/75	L	56-79	Iowa City, IA
1/4/86	W	60-59	Champaign, IL	2/21/29	W	29-27	Iowa City, IA	1/26/76	L	73-88	Iowa City, IA
3/6/86	W	57-53	Iowa City, IA	3/4/29	L	30-35	Bloomington, IN	2/23/76	L	81-101	Bloomington, IN
1/14/87	W	91-88#	Champaign, IL	1/19/31	L	20-28	Iowa City, IA	1/29/77	L	65-81	Bloomington, IN
2/14/87	W	66-61	Iowa City, IA					2/28/77	W	80-73	Iowa City, IA
1/21/88	W	93-79	Iowa City, IA					1/5/78	L	51-69	Bloomington, IN
3/6/88	L	81-94	Champaign, IL					3/4/78	L	55-71	Iowa City, IA

1/13/79	W	90-61	Iowa City, IA
2/22/79	L	62-64	Bloomington, IN
1/17/80	L	69-81	Bloomington, IN
2/14/80	L	55-66	Iowa City, IA
1/22/81	W	56-53	Bloomington, IN
2/19/81	W	78-65	Iowa City, IA
2/4/82	W	62-40	Iowa City, IA
2/13/82	L	58-73	Bloomington, IN
1/29/83	W	63-48	Iowa City, IA
2/16/83	W	58-57	Bloomington, IN
1/28/84	L	47-54	Bloomington, IN
2/16/84	L	45-49	Iowa City, IA
1/31/85	W	72-59	Bloomington, IN
3/3/85	W	70-50	Iowa City, IA
1/30/86	W	79-69	Iowa City, IA
3/2/86	L	73-80	Bloomington, IN
1/22/87	W	101-88	Iowa City, IA
2/21/87	L	75-84	Bloomington, IN
1/6/88	W	84-70	Iowa City, IA
3/12/88	L	89-116	Bloomington, IN
1/30/89	L	89-104	Bloomington, IN
3/11/89	W	87-70	Iowa City, IA
1/18/90	L	79-83	Iowa City, IA
2/17/90	L	71-118	Bloomington, IN
1/19/91	L	79-99	Iowa City, IA
2/21/91	W	80-79#	Bloomington, IN
2/9/92	L	66-81	Bloomington, IN
3/4/92	L	60-64	Iowa City, IA
1/6/93	L	67-75	Bloomington, IN
2/6/93	L	66-73	Iowa City, IA
1/11/94	L	75-89	Iowa City, IA
2/12/94	L	91-93	Bloomington, IN
1/7/95	W	74-55	Iowa City, IA
3/12/95	L	79-110	Bloomington, IN
1/30/96	L	73-76	Bloomington, IN
2/11/96	W	76-50	Iowa City, IA
2/4/97	W	75-67	Iowa City, IA
12/31/97	W	89-76	Bloomington, IN
2/28/98	W	84-70	Iowa City, IA
12/31/98	W	67-52	Iowa City, IA
2/27/99	L	81-88	Bloomington, IN
1/18/00	L	71-74	Bloomington, IN
1/27/01	W	71-66	Iowa City, IA
\$3/11/01	W	63-61	Chicago, IL
1/13/02	L	66-77	Iowa City, IA
2/5/02	L	51-79	Bloomington, IN
\$3/9/02	W	62-60	Indianapolis, IN
2/19/03	L	63-79	Iowa City, IA
3/1/03	L	88-91#	Bloomington, IN
2/7/04	W	84-82##	Bloomington, IN
1/29/05	W	72-57	Iowa City, IA
1/24/06	W	73-60	Iowa City, IA
2/11/06	W	70-67	Bloomington, IN
1/16/07	L	64-71	Bloomington, IN
2/3/07	W	81-75	Iowa City, IA
1/2/08	L	76-79	Iowa City, IA
1/23/08	L	43-65	Bloomington, IN
1/3/09	W	65-60	Iowa City, IA
2/4/09	L	60-68	Bloomington, IN
1/24/10	W	58-43	Bloomington, IN
2/28/10	W	73-57	Iowa City, IA
1/23/11	W	91-77	Iowa City, IA
2/5/11	W	64-63	Bloomington, IN
1/29/12	L	103-89	Bloomington, IN
2/19/12	W	78-66	Iowa City, IA

Indiana State (Iowa leads, 1-0)

12/16/40	W	39-37	Iowa City, IA
----------	---	-------	---------------

Iowa National Guard (Iowa leads, 2-1)

2/28/05	L	26-46	Muscatine, IA
1/26/06	W	42-26	Fairfield, IA
1/1/13	W	25-16	Fort Dodge, IA

Iowa State (Iowa leads, 42-23)

2/5/09	W	30-27	Ames, IA
2/26/10	W	24-12	Iowa City, IA
2/8/13	W	27-15	Iowa City, IA
2/25/13	W	21-13	Ames, IA
1/31/14	W	22-15	Iowa City, IA
2/24/14	W	21-16	Ames, IA
2/16/15	W	27-12	Iowa City, IA
3/4/15	W	23-18	Ames, IA
2/19/16	W	26-9	Iowa City, IA
3/4/16	W	22-14	Ames, IA
2/16/17	L	12-24	Ames, IA
2/27/17	W	15-13	Iowa City, IA
2/9/18	W	24-9	Iowa City, IA
3/1/18	W	22-20	Ames, IA
2/15/19	W	27-17	Iowa City, IA
3/1/19	W	29-20	Ames, IA
1/23/20	W	27-15	Iowa City, IA
3/6/20	W	26-19	Ames, IA
2/15/21	L	16-20	Iowa City, IA
3/11/21	L	18-26	Ames, IA
12/11/33	W	30-12	Iowa City, IA
1/1/35	L	33-41	Ames, IA
1/23/70	W	87-68	Iowa City, IA
12/18/71	L	94-97	Ames, IA
1/2/73	W	66-57	Iowa City, IA
1/7/74	L	77-94	Ames, IA
12/12/74	W	77-66	Iowa City, IA
12/12/75	W	91-77	Ames, IA
12/18/76	W	85-64	Iowa City, IA
11/26/77	L	78-79	Ames, IA
12/11/78	W	67-66	Iowa City, IA
12/15/79	W	67-64	Ames, IA
12/20/80	W	85-59	Iowa City, IA
12/8/81	W	79-68	Ames, IA
1/15/83	W	73-56	Iowa City, IA
1/14/84	L	72-76##	Ames, IA
12/4/84	L	50-54	Iowa City, IA
12/10/85	L	61-74	Ames, IA
12/20/86	W	89-64	Iowa City, IA
12/19/87	L	100-102#	Ames, IA
12/10/88	W	91-71	Iowa City, IA
12/7/89	W	89-87	Ames, IA
12/8/90	W	75-73	Iowa City, IA
12/14/91	L	84-98	Ames, IA
12/12/92	W	78-51	Iowa City, IA
12/11/93	L	79-86	Ames, IA
12/10/94	L	63-76	Iowa City, IA
12/9/95	W	56-50	Ames, IA
12/14/96	L	74-81	Iowa City, IA
12/13/97	W	60-59	Ames, IA
12/12/98	W	74-54	Iowa City, IA
12/11/99	L	66-79	Ames, IA
12/9/00	W	80-68	Iowa City, IA
12/8/01	W	78-53	Ames, IA
12/13/02	L	69-73	Iowa City, IA
&3/21/03	W	54-53	Ames, IA
1/21/04	L	76-84	Ames, IA
12/10/04	W	70-63	Iowa City, IA
12/9/05	L	60-72	Ames, IA
12/8/06	W	77-59	Iowa City, IA
12/8/07	L	47-56	Ames, IA
12/12/08	W	73-57	Iowa City, IA
12/11/09	L	71-81	Ames, IA
12/10/10	L	72-75	Iowa City, IA
12/9/11	L	76-86	Ames, IA

Iowa Wesleyan (Iowa leads, 3-0)

12/20.11	W	41-22	Iowa City, IA
12/14/14	W	46-22	Iowa City, IA
12/21/15	W	55-6	Iowa City, IA

IPFW (Iowa Leads, 1-0)

11/26/11	W	82-72	Iowa City, IA
----------	---	-------	---------------

Ithaca (Iowa leads, 1-0)

12/13/48	W	78-26	Iowa City, IA
----------	---	-------	---------------

Jackson State (Iowa leads, 1-0)

12/12/88	W	86-71	Iowa City, IA
----------	---	-------	---------------

Jacksonville (Jacksonville leads, 1-0)

*3/12/70	L	103-104	Columbus, OH
----------	---	---------	--------------

James Madison (Iowa leads, 1-0)

%12/28/82	W	47-45	Rochester, NY
-----------	---	-------	---------------

Kansas (Iowa leads, 7-3)

2/5/02	W	40-27	Iowa City, IA
2/14/06	W	29-19	Iowa City, IA
1/29/42	L	51-53	Iowa City, IA
1/3/72	W	81-68	Iowa City, IA
12/9/72	W	69-56	Lawrence, KS
1/2/74	L	71-72	Iowa City, IA
12/7/74	L	54-89	Lawrence, KS
%11/28/87	W	100-81	Maui, HI
12/8/99	W	85-81	Lawrence, KS
2/3/00	W	77-69	Iowa City, IA

Kansas City AC (K. C. AC leads, 1-0)

1/23/07	L	28-35	Kansas City, MO
---------	---	-------	-----------------

Kansas State (Series tied, 4-4)

12/7/46	W	54-41	Iowa City, IA
12/22/56	W	85-83	Iowa City, IA
12/14/57	L	69-86	Manhattan, KS
12/13/72	L	62-68	Iowa City, IA
12/11/73	L	67-105	Manhattan, KS
12/23/00	L	78-86	Manhattan, KS
12/22/01	W	89-70	Iowa City, IA
%11/29/08	W	65-63	Las Vegas, NV

Kent State (Iowa leads, 3-0)

11/29/76	W	84-55	Iowa City, IA
11/28/77	W	82-64	Kent, OH
11/25/78	W	111-76	Iowa City, IA

Kentucky (Kentucky leads, 5-3)

*3/17/56	W	89-77	Iowa City, IA
%12/21/62	L	69-94	Lexington, KY
12/4/64	L	77-85	Lexington, KY
12/4/72	W	79-66	Lexington, KY
12/14/73	L	80-88	Iowa City, IA
*3/15/97	L	69-75	Salt Lake City, UT
*3/17/01	L	79-92	Long Island, NY
%11/21/05	W	67-63	Kansas City, MO

Knox (Iowa leads, 4-0)

12/31/21	W	27-21	Galesburg, IL
12/16/22	W	21-11	Iowa City, IA
1927	W	30-21	Iowa City, IA
2/6/43	W	62-45	Iowa City, IA

Lafayette (Iowa leads, 1-0)

1/11/88	W	109-68	Iowa City, IA
---------	---	--------	---------------

LaSalle (Series tied, 1-1)

*3/18/55	L	73-76	Kansas City, MO
%12/7/96	W	65-60	Iowa City, IA

Lawrence Tech (Lawrence Tech leads, 1-0)

12/10/49	L	49-54	Southfield, MI
----------	---	-------	----------------

Leander-Clarke (Iowa leads, 3-0)

1/16/12	W	23-11	Iowa City, IA
12/16/12	W	14-10	Iowa City, IA
12/12/13	W	24-13	Iowa City, IA

Lehigh (Iowa leads, 2-0)

%12/7/85	W	89-68	Iowa City, IA
12/3/94	W	104-77	Iowa City, IA

Lewis Institute (Lewis Institute leads, 2-0)

1905	L	25-31	Iowa City, IA
2/17/11	L	10-19	Chicago, IL

Liberty (Iowa leads, 1-0)

12/22/02	W	87-49	Iowa City, IA
----------	---	-------	---------------

Lombard (Iowa leads, 2-1)

12/19/16	W	39-11	Iowa City, IA
12/20/17	L	15-25	Iowa City, IA
12/20/21	W	26-14	Iowa City, IA

ALL-TIME SERIES RESULTS

Long Beach State (Series Tied, 1-1)

%12/4/93	W	101-79	Iowa City, IA
%11/22/10	L	72-78	Virgin Islands, VI

Long Island (Iowa leads, 2-0)

12/17/94	W	102-72	Iowa City, IA
11/29/97	W	101-69	Iowa City, IA

Loyola-Chicago (Iowa leads, 4-3)

12/19/35	W	33-26	Chicago, IL
12/28/50	W	61-56	Chicago, IL
12/4/54	W	89-79	Chicago, IL
2/2/63	L	68-86	Chicago, IL
2/1/64	L	71-85	Chicago, IL
2/4/67	L	87-98	Chicago, IL
1/8/68	W	71-65	Iowa City, IA

Loyola Marymount (Iowa leads, 2-0)

12/17/55	W	84-61	Iowa City, IA
%12/6/86	W	103-80	Iowa City, IA

Loyola-New Orleans (Iowa leads, 2-0)

12/17/56	W	80-65	Iowa City, IA
12/22/59	W	68-96	Iowa City, IA

Los Angeles State (Iowa leads, 1-0)

12/18/61	W	82-72	Iowa City, IA
----------	---	-------	---------------

Louisiana-Monroe (Iowa leads, 4-1)

12/6/75	W	97-87	Iowa City, IA
*3/12/82	W	70-63	Pullman, WA
*3/19/93	W	82-69	Nashville, TN
%11/30/07	L	67-72#	Iowa City, IA
11/16/10	W	68-40	Iowa City, IA

Louisiana Tech (Iowa leads, 3-0)

%12/7/91	W	84-65	Iowa City, IA
11/17/01	W	75-67	Iowa City, IA
12/21/11	W	77-58	Iowa City, IA

Louisiana State (LSU leads, 3-0)

%12/28/64	L	81-92	Pullman, WA
%11/26/96	L	60-70+	Maui, HI
&3/13/02	L	61-63	Iowa City, IA

Louisville (Series tied, 2-2)

*3/22/80	L	72-80	Indianapolis, IN
12/7/83	L	58-79	Louisville, KY
11/29/03	W	70-69#	Indianapolis, IN
%11/22/04	W	76-71	Maui, HI

Luther (Iowa leads, 3-0)

1908	W	34-32	Decorah, IA
2/26/09	W	34-12	Decorah, IA
1/19/10	W	19-15	Decorah, IA

Mankato State (Iowa leads, 1-0)

12/1/77	W	91-71	Iowa City, IA
---------	---	-------	---------------

Marquette (Iowa leads, 10-7)

1/15/23	L	20-21	Iowa City, IA
1/11/24	W	28-17	Milwaukee, WI
1/2/26	W	19-16	Milwaukee, WI
1927	W	35-21	Milwaukee, WI
12/31/27	W	31-17	Milwaukee, WI
1929	W	38-15	Milwaukee, WI
12/21/29	L	19-29	Milwaukee, WI
3/4/30	L	21-39	Iowa City, IA
12/30/35	W	31-27	Milwaukee, WI
1/2/37	W	37-34	Milwaukee, WI
1/1/38	L	23-36	Milwaukee, WI
12/30/39	L	43-49#	Milwaukee, WI
*3/12/55	W	86-81	Kansas City, MO
12/23/72	L	61-69	Iowa City, IA
12/8/73	L	70-86	Milwaukee, WI
12/5/81	W	86-65#	Milwaukee, WI
12/8/82	W	87-66	Iowa City, IA

Maryland (Maryland leads, 2-0)

%12/25/84	L	68-70	Honolulu, HI
11/30/99	L	65-83	Baltimore, MD

Maryland-Baltimore Co. (Iowa leads, 1-0)

12/15/90	W	98-81	Iowa City, IA
----------	---	-------	---------------

Maryland Eastern Shore (Iowa leads, 4-0)

11/23/91	W	101-45	Iowa City, IA
11/13/01	W	89-59	Iowa City, IA
%11/14/05	W	86-41	Iowa City, IA
%11/20/07	W	65-48	Iowa City, IA

McNeese State (Iowa leads, 1-0)

11/26/88	W	77-56	Iowa City, IA
----------	---	-------	---------------

Memphis (Iowa leads, 2-0)

%2/30/83	W	73-66	Los Angeles, CA
%11/20/01	W	75-71	Kansas City, MO

Mercer (Iowa leads, 1-0)

12/28/01	W	77-43	Iowa City, IA
----------	---	-------	---------------

Miami, Ohio (Iowa leads, 2-0)

2/8/58	W	82-77	Iowa City, IA
12/9/61	W	75-55	Iowa City, IA

Michigan (Michigan leads, 89-58)

1/21/21	L	15-19	Ann Arbor, MI
2/27/22	L	20-22	Iowa City, IA
3/4/22	L	19-25	Ann Arbor, MI
1/15/23	W	18-17	Iowa City, IA
3/323	W	20-18	Ann Arbor, MI
1/19/24	L	18-23	Ann Arbor, MI
2/25/24	L	25-27	Iowa City, IA
1/11/26	L	16-22	Ann Arbor, MI
2/13/26	W	24-21	Iowa City, IA
1927	L	22-41	Iowa City, IA
1927	L	29-31#	Ann Arbor, MI
1929	L	25-36	Iowa City, IA
1929	L	18-25	Ann Arbor, MI
2/15/32	L	22-40	Ann Arbor, MI
2/27/32	L	27-35	Iowa City, IA
1/7/33	L	25-33	Iowa City, IA
2/18/33	W	36-35	Ann Arbor, MI
2/16/35	L	27-29	Iowa City, IA
2/25/35	W	37-25	Ann Arbor, MI
2/3/36	L	27-31#	Ann Arbor, MI
2/22/36	L	25-31	Iowa City, IA
2/14/38	W	38-20	Ann Arbor, MI
2/26/38	W	37-25	Iowa City, IA
1/21/39	L	32-47	Iowa City, IA
1/13/40	L	38-47	Ann Arbor, MI
2/15/41	L	29-40	Iowa City, IA
1/3/42	W	40-34	Ann Arbor, MI
2/21/42	W	59-38	Iowa City, IA
1/19/45	W	29-27	Ann Arbor, MI
2/3/45	W	50-37	Iowa City, IA
2/15/47	W	55-46	Iowa City, IA
3/1/48	L	35-51	Ann Arbor, MI
3/5/49	W	63-62	Iowa City, IA
1/7/50	L	46-66	Ann Arbor, MI
2/24/51	W	70-48	Iowa City, IA
3/5/51	W	65-55	Ann Arbor, MI
1/7/52	W	54-46	Ann Arbor, MI
2/11/52	W	82-59	Iowa City, IA
12/13/52	W	85-77	Iowa City, IA
1/12/53	L	61-66	Ann Arbor, MI
1/11/54	W	93-78	Iowa City, IA
2/8/54	W	86-68	Ann Arbor, MI
2/26/55	W	96-84	Iowa City, IA
3/7/55	L	58-74	Ann Arbor, MI
1/21/56	W	78-67	Ann Arbor, MI
3/2/57	L	79-83	Iowa City, IA
1/4/58	L	65-73	Iowa City, IA
3/8/58	L	92-95	Ann Arbor, MI
1/31/59	W	78-74	Iowa City, IA
2/16/59	L	86-90	Ann Arbor, MI
3/5/60	W	68-53	Iowa City, IA
2/20/61	W	50-46	Ann Arbor, MI
1/15/62	L	55-56	Ann Arbor, MI
2/24/62	W	68-63	Iowa City, IA
1/7/63	L	67-88	Iowa City, IA
2/25/63	L	70-78	Ann Arbor, MI

3/7/64	L	61-69	Iowa City, IA
2/8/65	L	66-81	Ann Arbor, MI
2/21/66	W	91-82	Iowa City, IA
2/28/66	L	88-103	Ann Arbor, MI
1/23/67	W	91-81	Iowa City, IA
3/11/67	W	83-76	Ann Arbor, MI
2/10/68	W	99-86	Ann Arbor, MI
3/9/68	L	70-71	Iowa City, IA
1/4/69	L	92-99#	Ann Arbor, MI
2/15/69	L	85-86	Iowa City, IA
1/6/70	W	107-99	Ann Arbor, MI
3/9/71	L	82-86	Iowa City, IA
1/25/72	L	86-90	Ann Arbor, MI
3/11/72	W	95-69	Iowa City, IA
1/8/73	L	59-71	Ann Arbor, MI
1/29/73	W	75-68	Iowa City, IA
1/26/74	L	84-86#	Iowa City, IA
1/18/75	L	70-75	Iowa City, IA
2/15/75	L	75-99	Ann Arbor, MI
1/31/76	L	95-104	Ann Arbor, MI
2/28/76	L	74-88	Iowa City, IA
1/17/77	L	75-99	Iowa City, IA
2/17/77	L	80-91	Ann Arbor, MI
1/12/78	L	56-66	Iowa City, IA
2/25/78	L	76-82	Ann Arbor, MI
1/6/79	W	85-79	Ann Arbor, MI
3/1/79	L	53-61	Iowa City, IA
1/5/80	L	65-68	Ann Arbor, MI
2/28/80	W	83-67	Iowa City, IA
1/17/81	W	75-58	Ann Arbor, MI
2/26/81	W	69-66	Iowa City, IA
1/23/82	W	56-38	Iowa City, IA
2/20/82	L	58-68	Ann Arbor, MI
1/8/83	W	79-72	Iowa City, IA
3/10/83	L	60-66	Ann Arbor, MI
1/7/84	L	49-53	Ann Arbor, MI
3/7/84	L	46-53	Iowa City, IA
1/19/85	L	67-69###	Ann Arbor, MI
2/14/85	L	52-56	Iowa City, IA
1/18/86	L	57-61	Iowa City, IA
2/15/86	L	66-82	Ann Arbor, MI
1/31/87	L	92-100	Ann Arbor, MI
2/28/87	W	95-85	Iowa City, IA
2/3/88	L	103-120	Ann Arbor, MI
2/27/88	W	95-87	Iowa City, IA
2/9/89	L	107-108##	Iowa City, IA
3/4/89	L	96-119	Ann Arbor, MI
1/20/90	W	78-76#	Iowa City, IA
3/10/90	L	96-127	Ann Arbor, MI
1/10/91	W	79-78	Iowa City, IA
2/9/91	L	70-84	Ann Arbor, MI
1/9/92	L	77-80#	Iowa City, IA
2/12/92	L	74-79	Ann Arbor, MI
1/31/93	W	88-80	Iowa City, IA
3/2/93	L	73-82	Ann Arbor, MI
1/8/94	L	70-71	Iowa City, IA
2/16/94	L	76-89	Ann Arbor, MI
1/11/95	L	82-83##	Ann Arbor, MI
3/5/95	W	86-69	Iowa City, IA
1/28/96	W	70-61	Iowa City, IA
2/13/96	W	62-55	Ann Arbor, MI
1/19/97	L	71-79	Ann Arbor, MI
2/20/97	W	80-75	Iowa City, IA
2/1/98	L	66-80	Iowa City, IA
\$3/6/98	L	66-77	Chicago, IL
130/99	W	81-68	Ann Arbor, MI
1/22/00	W	83-78	Iowa City, IA
3/1/00	L	78-87	Ann Arbor, MI
1/20/01	L	69-70	Iowa City, IA
2/14/01	L	85-94	Ann Arbor, MI
2/23/02	W	76-56	Iowa City, IA
2/8/03	L	62-70	Ann Arbor, MI
1/28/04	L	84-90	Ann Arbor, MI
2/14/04	W	69-61	Iowa City, IA
\$3/12/04	L	70-79	Indianapolis, IN
1/5/05	L	63-65	Iowa City, IA
3/5/05	W	74-72#	Ann Arbor, MI
2/4/06	W	94-66	Iowa City, IA
1/31/07	W	69-62	Ann Arbor, MI
1/19/08	W	68-60	Ann Arbor, MI

2/14/08	L	52-60	Iowa City, IA
\$3/13/08	L	47-55	Indianapolis, IN
1/11/09	L	49-64	Ann Arbor, MI
2/22/09	W	70-60#	Iowa City, IA
\$3/12/09	L	45-73	Indianapolis, IN
1/30/10	L	46-60	Ann Arbor, MI
2/16/10	L	78-80#	Iowa City, IA
\$3/11/10	L	52-59	Indianapolis, IN
1/30/11	L	73-87	Ann Arbor, MI
2/19/11	L	72-75#	Iowa City, IA
1/14/12	W	75-59	Iowa City, IA

Michigan State (Michigan State leads, 66-53)

12/22/37	L	37-52	East Lansing, MI
12/23/40	W	40-34	East Lansing, MI
12/30/44	W	66-29	Iowa City, IA
12/18/48	L	43-49	East Lansing, MI
12/5/49	W	73-53	Iowa City, IA
1/15/51	W	46-42	Iowa City, IA
3/3/51	W	65-52	East Lansing, MI
1/5/52	W	61-60	East Lansing, MI
2/25/52	W	64-52	Iowa City, IA
1/10/53	L	61-68	East Lansing, MI
2/9/53	L	48-60	Iowa City, IA
1/4/54	W	73-63	Iowa City, IA
2/27/54	W	60-48	East Lansing, MI
1/10/55	W	94-81	Iowa City, IA
2/19/55	W	78-69	East Lansing, MI
1/7/56	L	64-65	Iowa City, IA
2/16/57	L	67-77	East Lansing, MI
2/10/58	L	84-90	East Lansing, MI
3/1/58	L	65-83	Iowa City, IA
1/5/59	W	80-68	Iowa City, IA
3/7/59	L	74-84	East Lansing, MI
1/11/60	W	92-79	Iowa City, IA
1/23/60	L	80-90	East Lansing, MI
1/14/61	W	86-72	Iowa City, IA
3/6/61	L	64-74	East Lansing, MI
2/19/62	W	59-51	Iowa City, IA
1/21/63	W	60-59	East Lansing, MI
2/15/64	L	82-107	East Lansing, MI
2/22/64	L	89-107	Iowa City, IA
1/9/65	W	85-78	East Lansing, MI
1/16/65	W	111-68	Iowa City, IA
1/22/66	W	90-76	Iowa City, IA
1/14/67	L	70-79	East Lansing, MI
1/23/68	W	76-71	East Lansing, MI
2/27/68	W	76-58	Iowa City, IA
1/14/69	W	77-76	Iowa City, IA
2/18/69	L	60-78	East Lansing, MI
2/14/70	W	103-77	Iowa City, IA
1/12/71	L	81-84	East Lansing, MI
2/12/72	L	91-100	Iowa City, IA
2/26/72	W	102-98	East Lansing, MI
1/15/73	L	74-76	Iowa City, IA
2/3/73	L	89-94	East Lansing, MI
1/21/74	L	86-95	East Lansing, MI
1/20/75	W	83-79	Iowa City, IA
2/17/75	L	78-90	East Lansing, MI
1/5/76	L	88-105	East Lansing, MI
3/1/76	L	88-93	Iowa City, IA
2/7/77	W	87-79	Iowa City, IA
2/19/77	L	79-81	East Lansing, MI
1/21/78	L	58-68	East Lansing, MI
2/9/78	L	70-71	Iowa City, IA
1/20/79	L	72-83#	East Lansing, MI
2/8/79	L	57-60	Iowa City, IA
1/19/80	L	67-75	East Lansing, MI
2/7/80	W	44-39#	Iowa City, IA
1/10/81	W	65-57	Iowa City, IA
3/5/81	L	70-71#	East Lansing, MI
1/28/82	W	57-56	East Lansing, MI
2/18/82	W	59-53	Iowa City, IA
1/5/83	L	59-61	Iowa City, IA
3/12/83	W	75-57	East Lansing, MI
1/4/84	L	72-73	East Lansing, MI
3/11/84	L	44-51	Iowa City, IA
1/17/85	W	79-65	East Lansing, MI
2/16/85	L	55-57	Iowa City, IA
1/16/86	W	82-71	Iowa City, IA

2/13/86	L	73-83	East Lansing, MI
1/29/87	W	89-75	East Lansing, MI
2/26/87	W	93-64	Iowa City, IA
2/6/88	W	101-72	Iowa City, IA
3/3/88	W	103-87	East Lansing, MI
1/5/89	W	93-82	East Lansing, MI
3/2/89	L	81-83	Iowa City, IA
1/13/90	L	80-87	East Lansing, MI
2/12/90	L	70-80	Iowa City, IA
1/5/91	W	79-66	Iowa City, IA
2/7/91	W	71-67	East Lansing, MI
2/6/92	W	77-63	Iowa City, IA
3/15/92	L	53-64	East Lansing, MI
1/28/93	W	96-90#	East Lansing, MI
2/27/93	W	66-64	Iowa City, IA
1/29/94	L	84-87	East Lansing, MI
3/2/94	L	72-80	Iowa City, IA
1/7/95	L	68-69	East Lansing, MI
3/8/95	W	79-78	Iowa City, IA
1/20/96	L	60-62	East Lansing, MI
2/21/96	W	83-47	Iowa City, IA
2/12/97	L	67-69	East Lansing, MI
1/21/98	L	57-78	Iowa City, IA
2/7/98	L	64-75	East Lansing, MI
1/21/99	L	65-80	East Lansing, MI
2/6/99	L	81-95	Iowa City, IA
1/8/00	L	53-75	Iowa City, IA
\$3/10/00	L	65-75	Chicago, IL
2/18/01	L	70-94	East Lansing, MI
1/22/02	W	75-71	Iowa City, IA
3/2/02	L	79-93	East Lansing, MI
1/11/03	W	68-64	Iowa City, IA
3/5/03	L	54-82	East Lansing, MI
2/4/04	L	72-89	East Lansing, MI
2/5/05	L	64-75	Iowa City, IA
\$3/11/05	W	71-69	Chicago, IL
1/21/06	L	55-85	East Lansing, MI
2/14/06	W	66-54	Iowa City, IA
\$3/11/06	W	53-48	Indianapolis, IN
1/4/07	W	62-60	Iowa City, IA
2/17/07	L	49-81	East Lansing, MI
1/12/08	W	43-36	Iowa City, IA
2/23/08	L	52-66	East Lansing, MI
1/29/09	L	56-71	Iowa City, IA
2/25/09	L	54-62	East Lansing, MI
1/9/10	L	53-71	Iowa City, IA
1/20/10	L	63-70	East Lansing, MI
2/2/11	W	72-52	Iowa City, IA
3/2/11	L	66-85	East Lansing, MI
\$3/10/11	L	61-66	Indianapolis, IN
1/10/12	L	61-95	East Lansing, MI
3/9/12	L	75-92	Indianapolis, IN

Millikin (Iowa leads, 4-2)

1/1/21	L	22-24	Decatur, IL
12/2/33	W	47-27	Iowa City, IA
11/30/35	L	29-33	Iowa City, IA
12/21/36	W	37-30	Decatur, IL
12/8/39	W	43-26	Iowa City, IA
2/1/41	W	46-27	Iowa City, IA

Minnesota (Minnesota leads, 100-90)

3/1/02	L	10-47	Minneapolis, MN
1/13/05	L	17-48	Minneapolis, MN
1/8/08	L	12-31	Iowa City, IA
2/8/08	L	25-33	Minneapolis, MN
2/18/09	W	37-14	Iowa City, IA
2/27/09	L	18-23	Minneapolis, MN
1/20/10	L	9-20	Minneapolis, MN
2/3/10	L	18-22	Iowa City, IA
2/10/11	L	7-37	Minneapolis, MN
3/4/11	L	15-36	Iowa City, IA
1/22/12	L	17-36	Iowa City, IA
3/1/12	L	10-29	Minneapolis, MN
2/15/13	L	10-26	Iowa City, IA
3/7/13	W	12-9	Minneapolis, MN
1/19/14	W	16-14	Iowa City, IA
2/12/14	L	13-34	Minneapolis, MN
1/22/15	L	14-29	Minneapolis, MN
2/13/15	L	9-11	Iowa City, IA

1/21/16	L	11-26	Minneapolis, MN
2/23/16	L	13-21	Iowa City, IA
2/19/17	L	15-39	Iowa City, IA
3/2/17	L	19-31	Minneapolis, MN
1/19/18	L	18-33	Minneapolis, MN
2/4/18	W	25-21	Iowa City, IA
2/1/19	L	18-28	Iowa City, IA
2/8/19	L	22-36	Minneapolis, MN
1/9/20	L	19-21	Minneapolis, MN
2/20/20	W	30-5	Iowa City, IA
1/15/21	L	19-24	Minneapolis, MN
2/7/21	L	14-17	Iowa City, IA
1/14/22	L	16-24	Minneapolis, MN
2/20/22	W	29-21	Iowa City, IA
1/24/23	W	32-16	Minneapolis, MN
2/26/23	W	29-24	Iowa City, IA
1/5/25	W	27-19	Iowa City, IA
2/21/25	L	18-20	Minneapolis, MN
2/6/26	W	21-14	Iowa City, IA
3/13/26	W	17-15	Minneapolis, MN
1/7/28	L	32-33	Minneapolis, MN
2/6/28	W	30-27	Iowa City, IA
1/14/29	W	36-23	Iowa City, IA
2/18/29	L	22-37	Minneapolis, MN
1/10/31	L	22-26	Iowa City, IA
2/2/31	L	14-36	Minneapolis, MN
2/8/32	L	22-24	Minneapolis, MN
3/5/32	L	22-24#	Iowa City, IA
1/13/34	L	38-39	Minneapolis, MN
2/24/34	W	33-30	Iowa City, IA
1/14/35	W	39-33#	Minneapolis, MN
2/2/35	L	35-36	Iowa City, IA
2/15/37	L	37-43	Iowa City, IA
2/22/37	L	25-44	Minneapolis, MN
2/7/38	L	26-28	Minneapolis, MN
2/28/38	L	29-30	Iowa City, IA
1/9/39	L	29-36	Minneapolis, MN
3/6/39	L	43-54	Iowa City, IA
1/6/40	L	34-42	Iowa City, IA
2/17/40	L	29-34	Minneapolis, MN
1/13/41	W	41-34	Minneapolis, MN
3/3/41	W	46-39	Iowa City, IA
1/12/42	L	39-41	Iowa City, IA
1/9/43	L	45-46	Iowa City, IA
1/11/43	W	48-41	Iowa City, IA
1/7/44	W	37-34	Minneapolis, MN
1/8/44	W	37-29	Minneapolis, MN
1/6/45	W	41-34	Iowa City, IA
2/27/45	W	55-48	Minneapolis, MN
1/28/46	W	63-61#	Iowa City, IA
3/2/46	L	47-58	Minneapolis, MN
1/13/47	W	77-64	Iowa City, IA
2/17/47	L	55-59	Minneapolis, MN
1/19/48	L	56-72	Minneapolis, MN
2/28/48	W	54-50	Iowa City, IA
1/17/49	L	45-61	Iowa City, IA
2/12/49	L	49-54	Minneapolis, MN
2/20/50	W	64-62	Minneapolis, MN
3/6/50	L	49-64	Iowa City, IA
1/22/51	W	69-47	Minneapolis, MN
1/19/52	W	76-59	Iowa City, IA
1/17/53	L	58-65	Minneapolis, MN
3/2/53	W	81-79#	Iowa City, IA
1/16/54	L	55-59	Iowa City, IA
2/13/54	W	86-82#	Minneapolis, MN
1/8/55	L	80-81	Iowa City, IA
2/29/55	W	72-70	Minneapolis, MN
1/14/56	W	84-62	Iowa City, IA
2/25/56	W	83-73#	Minneapolis, MN
1/12/57	W	89-66	Iowa City, IA
2/25/57	L	81-102	Minneapolis, MN
1/25/58	W	73-71	Minneapolis, MN
2/7/59	W	69-65	Iowa City, IA
1/2/60	L	61-70	Minneapolis, MN
1/25/60	L	72-87	Iowa City, IA
1/7/61	W	71-46	Iowa City, IA
2/25/61	W	61-43	Minneapolis, MN
1/13/62	W	65-63	Iowa City, IA
1/12/63	L	58-83	Minneapolis, MN
2/8/64	L	71-76	Iowa City, IA

2/29/64	L	63-70	Minneapolis, MN
%12/30/64	W	76-74	Los Angeles, CA
3/2/65	L	70-78	Iowa City, IA
3/9/65	L	84-85#	Minneapolis, MN
2/15/66	W	96-87	Iowa City, IA
2/21/67	L	86-88	Minneapolis, MN
1/20/68	W	82-70	Iowa City, IA
3/4/68	W	91-72	Minneapolis, MN
1/18/69	W	89-68	Iowa City, IA
3/4/69	L	65-71	Minneapolis, MN
2/3/70	W	90-77	Iowa City, IA
2/16/71	L	76-88	Minneapolis, MN
1/29/72	L	50-61	Iowa City, IA
2/5/72	L	52-53	Minneapolis, MN
1/6/73	W	65-62#	Iowa City, IA
3/5/73	W	79-77	Minneapolis, MN
1/5/74	W	66-55	Iowa City, IA
3/9/74	W	60-50	Minneapolis, MN
1/25/75	W	53-44	Iowa City, IA
2/22/75	L	67-68	Minneapolis, MN
1/10/76	W	71-68	Iowa City, IA
2/7/76	W	65-58	Iowa City, IA
1/8/77	W	Forfeit	Iowa City, IA
2/12/77	W	Forfeit	Minneapolis, MN
2/2/78	L	71-82	Minneapolis, MN
2/11/78	L	65-78	Iowa City, IA
1/27/79	W	81-64	Iowa City, IA
2/3/79	W	97-71	Minneapolis, MN
1/26/80	W	80-73	Iowa City, IA
2/2/80	W	73-63	Minneapolis, MN
1/24/81	L	48-60	Iowa City, IA
2/12/81	W	60-58#	Minneapolis, MN
1/14/82	L	56-61	Minneapolis, MN
2/27/82	L	55-57###	Iowa City, IA
1/20/83	W	68-52	Minneapolis, MN
2/27/83	L	69-71	Iowa City, IA
1/19/84	L	49-56	Iowa City, IA
2/25/84	W	62-50	Minneapolis, MN
1/12/85	L	57-65	Minneapolis, MN
2/6/85	W	70-65	Iowa City, IA
1/11/86	W	75-62	Iowa City, IA
2/9/86	L	60-65	Minneapolis, MN
1/10/87	W	78-57	Minneapolis, MN
2/7/87	W	78-47	Iowa City, IA
1/30/88	W	76-51	Iowa City, IA
2/20/88	W	107-86	Minneapolis, MN
1/14/89	L	78-80	Minneapolis, MN
2/18/89	W	99-61	Iowa City, IA
1/25/90	L	72-84	Minneapolis, MN
2/24/90	L	80-102	Iowa City, IA
1/12/91	L	77-79	Minneapolis, MN
2/14/91	W	82-69	Iowa City, IA
2/1/92	W	87-70	Iowa City, IA
2/25/92	W	79-64	Minneapolis, MN
1/13/93	W	84-77	Iowa City, IA
2/13/93	L	85-91	Minneapolis, MN
2/2/94	W	92-88	Iowa City, IA
3/5/94	L	96-107###	Minneapolis, MN
1/28/95	L	54-55	Iowa City, IA
2/15/95	W	74-70	Minneapolis, MN
1/6/96	W	92-63	Iowa City, IA
3/6/96	L	64-72	Minneapolis, MN
1/23/97	L	51-66	Minneapolis, MN
2/15/97	L	66-68	Iowa City, IA
1/18/98	W	82-69	Minneapolis, MN
2/12/98	L	71-73	Iowa City, IA
1/16/99	L	70-75	Minneapolis, MN
2/10/99	W	76-73	Iowa City, IA
1/12/00	L	82-85	Minneapolis, MN
2/27/00	W	71-59	Iowa City, IA
\$3/9/00	W	81-78	Chicago, IL
1/24/01	W	87-74	Minneapolis, MN
1/31/01	W	64-55	Iowa City, IA
2/9/02	L	78-86	Iowa City, IA
2/12/03	L	64-77	Minneapolis, MN
1/13/04	W	83-68	Minneapolis, MN
2/28/04	W	66-62	Iowa City, IA
1/15/05	W	66-60	Iowa City, IA
2/23/05	L	57-65	Minneapolis, MN

1/18/06	W	76-72###	Iowa City, IA
2/18/06	L	61-74	Minneapolis, MN
\$3/10/06	W	67-57	Indianapolis, IN
1/13/07	W	60-49	Iowa City, IA
2/7/07	W	91-78	Minneapolis, MN
2/9/08	L	50-63	Minneapolis, MN
1/8/09	L	49-52	Iowa City, IA
1/2/10	L	74-86	Iowa City, IA
3/7/10	L	53-88	Minneapolis, MN
1/16/11	L	59-69	Minneapolis, MN
2/13/11	L	45-62	Iowa City, IA
1/4/12	W	64-62	Minneapolis, MN
2/1/12	W	63-59	Iowa City, IA

Minnesota A.C. (Series tied, 1-1)

3/3/02	L	20-24	Minneapolis, MN
1/11/05	W	24-18	Minneapolis, MN

Minnesota-Duluth (Iowa leads, 1-0)

12/30/73	W	92-72	Iowa City, IA
----------	---	-------	---------------

Mississippi State (Iowa leads, 2-0)

%12/22/80	W	81-62	Dayton, OH
%12/5/92	W	69-54	Iowa City, IA

Mississippi Valley State (Iowa leads, 1-0)

12/1/92	W	100-69	Iowa City, IA
---------	---	--------	---------------

Missouri (Iowa leads, 10-7)

1/30/08	W	46-16	Iowa City, IA
2/16/10	W	20-6	Iowa City, IA
1/11/30	L	24-25	Iowa City, IA
2/2/51	W	63-53	Iowa City, IA
12/15/51	W	48-43	Columbia, MO
2/6/54	W	73-53	Iowa City, IA
12/11/54	L	94-97	Columbia, MO
*3/19/83	W	77-63	Louisville, KY
12/21/96	W	88-77	Iowa City, IA
1/24/98	L	79-80#	Columbia, MO
12/19/98	W	82-68	Iowa City, IA
12/18/99	L	61-72	Columbia, MO
12/16/00	W	99-94##	Iowa City, IA
%11/21/01	L	77-78	Kansas City, MO
12/15/01	W	83-65	Columbia, MO
1/4/03	L	82-88	Iowa City, IA
1/3/04	L	56-76	Columbia, MO

Missouri-St. Louis (Iowa leads, 1-0)

12/3/86	W	89-64	Iowa City, IA
---------	---	-------	---------------

Monmouth, IL (Iowa leads, 4-1)

3/10/30	L	23-29	Monmouth, IL
12/9/32	W	28-22	Iowa City, IA
12/9/38	W	37-34	Iowa City, IA
12/7/40	W	75-35	Iowa City, IA
12/18/43	W	54-29	Iowa City, IA

Monmouth, NJ (Iowa leads, 1-0)

12/30/89	W	55-46	Iowa City, IA
----------	---	-------	---------------

Montana State (Iowa leads, 2-0)

12/23/46	W	76-49	Iowa City, IA
%12/6/02	W	65-44	Iowa City, IA

Morehead State (Iowa leads, 3-0)

3/16/56	W	97-83	Iowa City, IA
11/28/84	W	89-46	Iowa City, IA
12/23/95	W	82-57	Iowa City, IA

Morgan State (Iowa leads, 1-0)

11/25/94	W	126-79	Iowa City, IA
----------	---	--------	---------------

Navy (Iowa leads, 2-0)

%12/3/82	W	76-65	Iowa City, IA
%12/4/87	W	91-61	Iowa City, IA

Nebraska (Iowa leads, 13-8)

1/21/07	L	17-27	Lincoln, NE
2/22/07	W	32-29	Iowa City, IA
3/7/08	W	39-26	Iowa City, IA
1/25/30	L	26-41	Lincoln, NE
12/19/31	W	34-29	Iowa City, IA
12/20/34	W	31-24	Lincoln, NE
12/30/41	L	34-41	Iowa City, IA
12/19/42	L	43-52	Iowa City, IA
12/10/43	W	50-33	Iowa City, IA
12/16/44	W	61-45	Lincoln, NE
12/17/45	W	61-35	Iowa City, IA
12/12/53	L	70-81	Lincoln, NE
12/6/54	W	84-61	Lincoln, NE
12/3/55	W	60-51	Iowa City, IA
12/3/56	L	43-67	Lincoln, NE
12/5/70	L	82-56	Lincoln, NE
12/21/71	W	86-77	Iowa City, IA
12/2/75	W	72-65	Iowa City, IA
11/27/76	W	71-57	Lincoln, NE
1/26/12	L	73-79	Iowa City, IA
2/29/12	W	62-53	Lincoln, NE

Nebraska-Omaha (Iowa leads, 1-0)

11/30/81	W	71-58	Iowa City, IA
----------	---	-------	---------------

Nevada-Las Vegas (UNLV leads, 3-1)

%12/21/77	L	84-85	Las Vegas, NV
*3/22/87	L	81-84	Seattle, WA
*3/20/88	W	104-86	Los Angeles, CA
12/23/89	L	80-97	Las Vegas, NV

Nevada (Iowa leads, 3-0)

12/21/61	W	88-46	Iowa City, IA
12/13/71	W	87-85	Iowa City, IA
12/9/80	W	112-71	Iowa City, IA

New Mexico (New Mexico leads, 1-0)

%12/29/77	L	83-96	Albuquerque, NM
-----------	---	-------	-----------------

New York University (Iowa leads, 1-0)

%12/28/59	W	80-75	New York, NY
-----------	---	-------	--------------

North Carolina (Iowa leads, 2-1)

1/7/89	W	98-97	Chapel Hill, NC
12/9/90	W	87-74	Iowa City, IA
%11/24/04	L	92-106	Maui, HI

North Carolina A&T (Iowa leads, 1-0)

11/14/11	W	95-79	Iowa City, IA
----------	---	-------	---------------

North Carolina-Asheville (Iowa leads, 1-0)

11/23/03	W	107-80	Iowa City, IA
----------	---	--------	---------------

North Carolina-Charlotte (Iowa leads, 1-0)

1/27/73	W	72-49	Iowa City, IA
---------	---	-------	---------------

North Carolina Central (Iowa leads, 1-0)

11/28/09	W	73-63	Iowa City, IA
----------	---	-------	---------------

North Carolina-Greensboro (Iowa leads, 1-0)

%12/4/04	W	83-58	Iowa City, IA
----------	---	-------	---------------

North Carolina State (Series tied, 3-3)

%12/27/56	L	70-84	Chapel Hill, NC
*3/8/80	W	77-64	Greensboro, NC
*3/14/86	L	64-66	Minneapolis, MN
%11/29/86	W	90-89	Anchorage, AK
*3/19/89	L	96-102##	Providence, RI
11/30/05	W	45-42	Iowa City, IA

North Dakota (Iowa leads, 7-0)

12/8/23	W	22-11	Iowa City, IA
2/3/37	W	35-30	Iowa City, IA
1/6/41	W	43-23	Grand Forks, ND
12/13/47	W	58-47	Iowa City, IA
12/7/59	W	79-43	Iowa City, IA
12/21/64	W	106-65	Iowa City, IA
12/19/69	W	91-59	Iowa City, IA

North Dakota State (NDSU leads, 1-0)

1/3/33 L 17-21 Iowa City, IA

North Texas (Iowa leads, 1-0)

11/16/97 W 112-64 Iowa City, IA

Northeastern (Iowa leads, 1-0)

%11/30/86 W 103-80 Anchorage, AK

Northern Colorado (Iowa leads, 1-0)

11/14/07 W 59-47 Iowa City, IA

Northern Illinois (Iowa leads, 6-0)

12/1/73 W 85-83 Iowa City, IA

12/1/79 W 86-43 Iowa City, IA

11/29/80 W 61-47 DeKalb, IL

11/28/81 W 84-66 Iowa City, IA

%12/6/03 W 65-57 Iowa City, IA

11/17/11 W 88-55 Iowa City, IA

Northern Iowa (Iowa leads, 33-9)

1/13/06 W 51-9 Iowa City, IA

2/16/06 W 70-25 Cedar Falls, IA

12/13/06 W 73-16 Iowa City, IA

1/13/09 W 42-12 Iowa City, IA

2/19/09 W 49-9 Cedar Falls, IA

1/22/10 W 34-11 Cedar Falls, IA

2/14/11 W 43-17 Cedar Falls, IA

1/27/12 W 28-8 Iowa City, IA

2/29/12 W 21-16 Cedar Falls, IA

1/11/13 W 24-20 Iowa City, IA

3/6/13 L 15-21 Cedar Falls, IA

1/7/14 W 21-20 Iowa City, IA

2/11/14 W 27-14 Cedar Falls, IA

1/9/15 W 44-16 Iowa City, IA

12/15/16 W 33-15 Iowa City, IA

12/30/80 W 78-46 Iowa City, IA

12/30/81 W 86-52 Iowa City, IA

12/12/82 W 84-53 Iowa City, IA

12/6/88 W 95-76 Iowa City, IA

1/3/90 L 74-77 Cedar Falls, IA

12/4/90 W 72-68 Iowa City, IA

12/10/91 W 108-85 Cedar Falls, IA

12/8/92 W 64-44 Iowa City, IA

12/7/93 W 81-76 Cedar Falls, IA

12/7/94 W 80-48 Iowa City, IA

12/5/95 W 78-73 Cedar Falls, IA

12/10/96 W 72-63 Iowa City, IA

12/9/97 L 78-84 Cedar Falls, IA

11/19/98 W 83-67 Iowa City, IA

12/7/99 W 67-59 Cedar Falls, IA

12/5/00 W 74-42 Iowa City, IA

12/4/01 L 76-78 Cedar Falls, IA

12/10/02 W 63-54 Iowa City, IA

12/9/03 L 66-77 Cedar Falls, IA

12/7/04 W 76-73 Iowa City, IA

12/6/05 L 63-67# Cedar Falls, IA

12/5/06 L 55-57 Iowa City, IA

12/5/07 W 62-55 Cedar Falls, IA

12/5/08 W 65-46 Iowa City, IA

12/8/09 L 50-67 Cedar Falls, IA

12/7/10 W 51-39 Iowa City, IA

12/6/11 L 60-80 Cedar Falls, IA

Northern Michigan (Iowa leads, 1-0)

12/4/68 W 99-69 Iowa City, IA

Northwestern (Iowa leads, 108-57)

3/11/05 L 23-24 Evanston, IL

2/19/10 W 18-11 Evanston, IL

3/5/10 W 35-6 Iowa City, IA

1/27/11 W 17-10 Iowa City, IA

2/18/11 W 27-18 Evanston, IL

1/16/13 L 12-29 Evanston, IL

3/1/13 L 11-19 Iowa City, IA

2/21/14 L 23-35 Iowa City, IA

3/7/14 L 23-41 Evanston, IL

1/13/15 L 15-26 Evanston, IL

3/6/15 L 16-25 Iowa City, IA

1/24/17 L 15-24 Evanston, IL

3/10/17 L 15-28

1/18/19 W 29-28

3/8/19 W 28-12

1/17/20 W 25-13

2/27/20 W 27-23

3/14/21 W 33-17

3/28/21 W 20-14

1/27/23 W 29-12

2/10/23 W 28-11

2/7/25 W 35-20

3/7/25 W 26-15

1/25/26 L 21-27

2/20/26 W 12-11

1928 L 33-37

1928 L 28-49

1929 L 27-28

1929 L 33-38

2/21/31 L 30-40

3/2/31 L 16-41

1/11/32 L 26-32

2/13/32 W 30-25

1/6/34 W 41-28

2/12/34 L 29-35

1/12/35 W 38-35

3/4/35 W 35-33

1/9/37 W 33-26

2/8/37 W 39-29

1/10/38 L 28-36

2/21/38 W 26-25

2/4/39 L 25-27

2/27/39 W 41-26

2/24/40 L 29-39

3/4/40 L 34-43

1/20/41 W 52-41

3/1/41 L 36-45

2/14/42 W 46-44

2/13/43 L 33-52

2/15/43 L 50-52

3/3/44 W 45-39

3/4/44 L 41-42

1/25/47 L 40-59

2/2/48 W 57-54#

1/22/49 L 44-65

1/21/50 W 61-56

1/13/51 L 70-73

2/5/51 W 73-55

1/14/52 W 78-64

3/1/52 W 77-68

1/19/53 W 69-68

2/28/53 W 93-78

1/25/54 W 65-52

1/22/55 L 73-93

2/11/56 W 70-65

2/27/56 W 86-68

1/21/57 L 63-70

2/23/57 W 74-66

1/13/58 L 80-82#

2/24/58 W 86-78

1/3/59 L 77-80

1/24/59 L 96-99#

1/9/60 W 73-59

3/11/61 W 63-62

1/8/62 W 74-69

1/20/62 W 72-60

2/9/63 W 66-55##

3/2/63 L 66-76

2/24/64 L 76-98

2/6/65 W 78-72

1/10/66 W 70-58

2/12/66 L 73-81

1/21/67 L 88-90

2/14/67 W 80-75

1/6/68 L 67-76

2/11/69 W 84-80#

2/24/70 W 116-97

3/7/70 W 115-101

1/30/71 W 87-85

3/2/71 W 78-64

1/11/72 W 76-67

2/19/73 W 94-83#

Iowa City, IA

Evanston, IL

Iowa City, IA

Evanston, IL

Iowa City, IA

Iowa City, IA

Evanston, IL

Iowa City, IA

Evanston, IL

Evanston, IL

Iowa City, IA

Evanston, IL

Iowa City, IA

Iowa City, IA

Evanston, IL

Evanston, IL

Iowa City, IA

Iowa City, IA

Evanston, IL

Iowa City, IA

Evanston, IL

Iowa City, IA

Evanston, IL

Iowa City, IA

Evanston, IL

Iowa City, IA

Evanston, IL

Iowa City, IA

Iowa City, IA

Evanston, IL

Iowa City, IA

Evanston, IL

Iowa City, IA

Evanston, IL

Iowa City, IA

Evanston, IL

Iowa City, IA

Evanston, IL

Iowa City, IA

Evanston, IL

Iowa City, IA

Evanston, IL

Iowa City, IA

Evanston, IL

Iowa City, IA

Evanston, IL

Iowa City, IA

Evanston, IL

Iowa City, IA

Evanston, IL

Iowa City, IA

Evanston, IL

Iowa City, IA

Evanston, IL

Iowa City, IA

Evanston, IL

Iowa City, IA

Evanston, IL

Iowa City, IA

Evanston, IL

Iowa City, IA

Evanston, IL

Iowa City, IA

Evanston, IL

Iowa City, IA

Evanston, IL

Iowa City, IA

Evanston, IL

Iowa City, IA

Evanston, IL

Iowa City, IA

Evanston, IL

Iowa City, IA

Evanston, IL

Iowa City, IA

Evanston, IL

Iowa City, IA

Evanston, IL

Iowa City, IA

Evanston, IL

Iowa City, IA

Evanston, IL

Iowa City, IA

Evanston, IL

Evanston, IL

1/12/74 L 67-87

3/2/74 W 85-76

1/2/75 W 75-73

3/3/75 W 65-58##

1/19/76 L 92-99#

2/16/76 W 81-68

1/22/77 W 76-74

3/3/77 W 78-60

1/19/78 L 59-62

2/16/78 W 76-74

1/4/79 W 65-57

3/3/79 W 95-64

1/24/80 W 60-58

2/16/80 W 76-65

2/5/81 W 76-65

2/14/81 W 82-64

1/21/82 W 49-48

2/11/82 W 62-49

1/13/83 W 66-57

3/3/83 W 63-50

1/12/84 W 42-39

3/1/84 W 57-48

1/24/85 W 66-47

2/23/85 L 58-78

1/23/86 W 76-43

2/22/86 W 76-45

1/3/87 W 80-44

3/5/87 W 103-76

1/16/88 W 92-68

2/24/88 W 91-74

2/2/89 W 102-84

2/22/89 W 89-84

2/3/90 W 98-80

ALL-TIME SERIES RESULTS

Notre Dame (Notre Dame leads, 8-5)

1/3/23	L	23-24	Iowa City, IA
12/18/25	L	16-17	South Bend, IN
1926	L	18-19	Iowa City, IA
1927	L	20-23	Iowa City, IA
12/23/29	L	19-32	South Bend, IN
3/14/31	W	23-17	Iowa City, IA
2/1/32	L	18-33	South Bend, IN
2/26/44	L	42-66	South Bend, IN
12/23/44	W	63-46	Iowa City, IA
12/19/49	W	64-62	South Bend, IN
12/18/50	W	63-60	Iowa City, IA
*3/14/70	W	121-106	Columbus, OH
&11/17/90	L	68-77	South Bend, IN

Oakland University (Iowa leads, 1-0)

%11/23/09	W	66-57	Iowa City, IA
-----------	---	-------	---------------

Ohio State (Series Tied, 75-75)

2/8/15	L	16-17	Iowa City, IA
2/2215	L	15-27	Columbus, OH
2/18/22	W	31-27	Iowa City, IA
3/6/22	W	34-18	Columbus, OH
1/20/23	W	46-21	Iowa City, IA
2/12/23	W	36-25	Columbus, OH
1/21/24	L	28-43	Columbus, OH
2/9/24	L	24-26	Iowa City, IA
1/23/26	L	21-35	Columbus, OH
3/3/26	W	18-17	Iowa City, IA
1927	W	39-25	Iowa City, IA
1927	L	28-30	Columbus, OH
1929	W	34-26	Iowa City, IA
1929	L	23-42	Columbus, OH
1/9/32	L	17-20	Columbus, OH
1/16/32	L	23-40	Iowa City, IA
2/20/33	L	23-38	Columbus, OH
2/25/33	W	37-29	Iowa City, IA
1/5/35	W	32-21	Iowa City, IA
2/9/35	L	24-42	Columbus, OH
1/13/36	W	25-23	Iowa City, IA
1/20/36	L	26-34	Columbus, OH
1/15/38	L	29-48	Columbus, OH
2/5/38	L	43-51	Iowa City, IA
2/18/39	L	40-53	Columbus, OH
2/12/40	W	43-33	Iowa City, IA
2/8/41	L	44-49	Columbus, OH
1/17/42	L	52-54	Columbus, OH
2/9/42	W	52-44	Iowa City, IA
2/27/43	W	43-41	Iowa City, IA
3/1/43	L	46-53	Iowa City, IA
2/11/44	L	49-63	Columbus, OH
2/12/44	L	42-56	Columbus, OH
1/11/47	W	61-35	Iowa City, IA
1/5/48	W	49-41	Columbus, OH
1/15/49	W	53-49	Iowa City, IA
1/23/50	L	54-68	Columbus, OH
2/10/51	W	83-71	Iowa City, IA
2/18/52	W	75-62	Columbus, OH
2/16/53	W	71-68	Columbus, OH
2/23/53	W	90-75	Iowa City, IA
2/15/54	L	69-77	Columbus, OH
3/1/54	W	84-71	Iowa City, IA
1/24/55	W	79-66	Columbus, OH
2/14/55	W	79-68	Iowa City, IA
1/9/56	W	88-73	Columbus, OH
1/5/57	L	60-72	Iowa City, IA
1/20/58	L	64-70	Columbus, OH
2/1/58	W	66-64	Iowa City, IA
1/26/59	L	72-86	Columbus, OH
2/21/59	W	91-79	Iowa City, IA
2/13/60	L	47-75	Columbus, OH
2/18/61	L	61-62	Iowa City, IA
2/5/62	L	63-89	Columbus, OH
2/26/62	L	62-72	Iowa City, IA
1/19/63	W	81-74	Iowa City, IA
2/23/63	L	70-83	Columbus, OH
2/17/64	L	82-99	Iowa City, IA
2/13/65	W	82-81	Columbus, OH
1/24/66	W	98-89	Iowa City, IA
2/9/66	W	86-80	Columbus, OH

2/11/67	W	73-72	Columbus, OH
3/4/67	W	90-56	Iowa City, IA
1/13/68	W	74-72#	Iowa City, IA
@3/12/68	L	81-85	West Lafayette, IN
2/22/69	L	81-88	Columbus, OH
2/21/70	W	97-89	Columbus, OH
3/3/70	W	113-92	Iowa City, IA
1/9/71	L	76-96	Iowa City, IA
2/23/71	L	71-80	Columbus, OH
2/1/72	L	77-82	Columbus, OH
2/8/72	W	80-67	Iowa City, IA
1/2/73	L	72-75	Columbus, OH
2/12/73	L	80-86	Iowa City, IA
2/16/74	W	69-67	Iowa City, IA
1/13/75	L	77-94	Columbus, OH
2/10/75	L	69-75	Iowa City, IA
1/24/76	W	78-67	Iowa City, IA
2/21/76	W	69-66	Columbus, OH
1/27/77	W	84-66	Iowa City, IA
2/14/77	W	74-70#	Columbus, OH
1/7/78	W	87-75	Columbus, OH
3/2/78	W	87-70	Iowa City, IA
1/11/79	L	67-72	Iowa City, IA
2/24/79	W	83-68	Columbus, OH
1/10/80	L	71-77	Iowa City, IA
2/23/80	L	69-70	Columbus, OH
1/8/81	L	56-58	Iowa City, IA
3/7/81	L	70-78	Columbus, OH
1/30/82	W	76-66	Iowa City, IA
2/6/82	W	69-65#	Columbus, OH
1/27/83	L	83-89##	Iowa City, IA
2/19/83	L	69-85	Columbus, OH
1/26/84	L	54-65	Columbus, OH
2/18/84	W	74-60	Iowa City, IA
2/2/85	W	67-58	Columbus, OH
2/28/85	W	87-82	Iowa City, IA
2/1/86	W	86-75	Iowa City, IA
2/26/86	L	74-81	Columbus, OH
1/24/87	L	76-80	Iowa City, IA
2/18/87	W	82-80	Columbus, OH
1/14/88	L	83-87	Columbus, OH
2/10/88	W	92-75	Iowa City, IA
1/19/89	L	91-102	Columbus, OH
2/13/89	W	83-73	Iowa City, IA
1/6/90	L	73-79	Iowa City, IA
2/8/90	L	80-98	Columbus, OH
1/3/91	L	59-63	Columbus, OH
3/10/91	W	80-69	Iowa City, IA
1/19/92	L	81-85	Columbus, OH
2/18/92	W	92-86	Iowa City, IA
1/9/93	L	81-92	Columbus, OH
2/16/93	W	68-54	Iowa City, IA
1/4/94	L	68-72	Columbus, OH
3/12/94	W	83-74	Iowa City, IA
1/25/95	W	81-66	Columbus, OH
2/18/95	W	85-66	Iowa City, IA
1/10/96	W	81-53	Iowa City, IA
3/2/96	W	73-64	Columbus, OH
1/15/97	W	76-62	Iowa City, IA
2/22/97	W	69-56	Columbus, OH
1/14/98	W	61-46	Columbus, OH
2/14/98	W	82-70	Iowa City, IA
1/12/99	W	71-68	Columbus, OH
2/13/99	L	69-73	Iowa City, IA
2/9/00	W	67-64	Columbus, OH
2/7/01	L	68-69	Iowa City, IA
\$3/9/01	W	75-66	Chicago, IL
1/5/02	L	62-72	Columbus, OH
2/16/02	L	66-72	Iowa City, IA
\$3/10/02	L	64-81	Indianapolis, IN
1/25/03	L	72-83	Iowa City, IA
2/25/03	W	71-64	Columbus, OH
\$3/13/03	L	64-66	Chicago, IL
1/24/04	W	79-65	Iowa City, IA
2/18/04	W	78-67	Columbus, OH
1/8/05	L	69-81	Columbus, OH
3/2/05	W	74-72	Iowa City, IA
1/28/06	W	67-62	Iowa City, IA
\$3/12/06	W	67-60	Indianapolis, IN
1/20/07	L	63-82	Columbus, OH

1/9/08	L	48-79	Columbus, OH
2/2/08	W	53-48	Iowa City, IA
12/31/08	L	65-68	Columbus, OH
3/3/09	L	58-60	Iowa City, IA
1/27/10	L	57-65	Iowa City, IA
2/7/10	L	58-68	Columbus, OH
1/4/11	L	68-73	Iowa City, IA
1/19/11	L	48-70	Columbus, OH
1/7/12	L	47-76	Iowa City, IA

Ohio University (Iowa leads, 5-1)

12/15/62	L	54-62	Iowa City, IA
%12/1/89	W	75-49	Iowa City, IA
&12/3/94	W	91-75	Iowa City, IA
&3/21/95	W	66-62	Iowa City, IA
%11/22/95	W	78-51	Anchorage, AK
%12/4/99	W	86-66	Iowa City, IA

Oklahoma (Iowa leads, 3-2)

12/20/51	W	59-46	Iowa City, IA
12/6/52	L	62-63	Norman, OK
12/8/58	L	57-80	Norman, OK
12/19/59	W	62-49	Iowa City, IA
*3/20/87	W	93-91	Seattle, WA

Oklahoma State (Iowa leads, 1-0)

1/3/30	W	26-21	Iowa City, IA
--------	---	-------	---------------

Omaha (Iowa leads, 1-0)

12/1/48	W	64-44	Iowa City, IA
---------	---	-------	---------------

Oral Roberts (Iowa leads, 1-0)

%12/3/87	W	126-94	Oklahoma City, OK
----------	---	--------	-------------------

Oregon (Iowa leads, 5-0)

12/28/49	W	81-54	Iowa City, IA
12/30/49	W	70-69#	Eugene, OR
12/28/51	W	86-72	Eugene, OR
12/26/52	W	86-57	Eugene, OR
%12/27/62	W	62-48	Pullman, WA
&3/18/12	L	97-108	Eugene, OR

Oregon State (Oregon State leads, 5-2)

12/21/57	W	77-67#	Iowa City, IA
%12/29/58	L	71-72	Pullman, WA
%12/22/62	L	55-61	Lexington, KY
%12/29/62	L	57-64	Pullman, WA
%12/27/74	L	60-97	Pullman, WA
%12/3/83	W	56-45	Iowa City, IA
12/10/83	L	48-53	Corvallis, OR

Ottumwa (Ottumwa leads, 1-0)

12/30/13	L	17-41	Ottumwa, IA
----------	---	-------	-------------

Penn State (Iowa leads, 23-13)

*3/11/55	W	82-53	Evanston, IL
%12/26/62	W	67-48	Philadelphia, PA
2/22/93	W	74-58	State College, PA
2/24/93	W	58-38	Iowa City, IA
1/22/94	W	81-70	Iowa City, IA
2/23/94	L	80-89	State College, PA
2/4/95	L	64-74	State College, PA
&3/23/95	L	64-67	Iowa City, IA
2/3/96	L	87-95#	Iowa City, IA
1/4/97	W	69-57	State College, PA
3/5/97	W	81-55	Iowa City, IA
1/28/98	L	65-67	State College, PA
1/27/99	W	84-74	Iowa City, IA
1/15/00	L	61-73	State College, PA
3/4/00	W	86-83	Iowa City, IA
1/6/01	W	86-85	State College, PA
3/1/01	L	73-78	Iowa City, IA
\$3/10/01	W	94-74	Chicago, IL
2/2/02	W	81-64	Iowa City, IA
2/13/02	L	65-71	State College, PA
2/5/03	W	75-55	State College, PA
2/15/03	W	84-71	Iowa City, IA
1/31/04	W	77-58	Iowa City, IA
2/26/05	W	78-56	State College, PA
1/14/06	W	80-76	State College, PA

3/1/06	W	65-38	Iowa City, IA
1/24/07	W	79-63	Iowa City, IA
2/28/07	L	72-74	State College, PA
1/26/08	W	64-49	Iowa City, IA
2/27/08	L	64-65	State College, PA
1/24/09	L	59-63	State College, PA
3/7/09	W	75-67##	Iowa City, IA
1/16/10	W	67-64	Iowa City, IA
1/26/11	L	51-65	State College, PA
2/4/12	W	77-64	Iowa City, IA
2/16/12	L	64-69	State College, PA

Pennsylvania (Iowa leads, 2-1)

12/17/55	L	75-87	Philadelphia, PA
%12/28/61	W	72-64	Philadelphia, PA
%12/29/79	W	87-84	San Diego, CA

Pepperdine (Iowa leads, 2-0)

12/2/65	W	111-50	Iowa City, IA
%12/2/95	W	99-63	Iowa City, IA

Pittsburgh (Pittsburgh leads, 5-2)

12/19/28	L	40-44#	Iowa City, IA
1929	L	39-45	Pittsburgh, PA
12/16/29	L	21-29	Iowa City, IA
12/15/34	L	26-38	Iowa City, IA
12/14/35	L	22-32	Iowa City, IA
12/30/50	W	73-66	Pittsburgh, PA
%12/30/76	W	103-80	Albuquerque, NM

Portland (Iowa leads, 1-0)

%12/28/87	W	84-65	Long Beach, CA
-----------	---	-------	----------------

Prairie View A&M (Iowa leads, 1-0)

12/5/09	W	80-51	Iowa City, IA
---------	---	-------	---------------

Princeton (Iowa leads, 2-0)

1/3/48	W	52-40	Iowa City, IA
12/18/54	W	71-52	Princeton, NJ

Providence (Providence leads, 1-0)

12/19/65	L	70-71	Iowa City, IA
----------	---	-------	---------------

Puerto Rico-Mayaguez (Iowa leads, 1-0)

%12/21/97	W	96-37	San Juan, P. Rico
-----------	---	-------	-------------------

Purdue (Purdue leads, 85-71)

1/30/08	L	11-17	West Lafayette, IN
1/20/17	L	17-19##	West Lafayette, IN
1/28/18	W	33-19	Iowa City, IA
3/9/18	L	22-46	West Lafayette, IN
1/25/19	L	19-32	West Lafayette, IN
2/14/20	L	19-25	West Lafayette, IN
2/20/20	L	26-42	Iowa City, IA
2/19/21	W	20-15	Iowa City, IA
3/5/21	L	19-21	West Lafayette, IN
1/21/22	L	22-36	Iowa City, IA
1/28/22	L	26-27	West Lafayette, IN
1/12/24	W	36-26	Iowa City, IA
3/3/24	W	40-31	West Lafayette, IN
1/9/25	W	35-19	Iowa City, IA
2/14/25	L	23-35	West Lafayette, IN
1927	W	39-25	West Lafayette, IN
1927	W	33-28	Iowa City, IA
1928	L	28-46	Iowa City, IA
1928	L	20-44	West Lafayette, IN
1/12/31	W	25-23	Iowa City, IA
3/7/31	L	19-39	West Lafayette, IN
1/14/33	W	35-33	West Lafayette, IN
2/11/33	W	34-30	Iowa City, IA
2/10/34	W	38-36	West Lafayette, IN
2/17/34	L	33-45	Iowa City, IA
2/8/36	L	38-39	Iowa City, IA
2/29/36	L	38-54	West Lafayette, IN
1/11/37	L	31-35	Iowa City, IA
2/13/37	L	29-54	West Lafayette, IN
1/14/39	W	49-41	Iowa City, IA
2/26/40	L	29-50	West Lafayette, IN
2/24/41	L	49-52##	Iowa City, IA

2/7/42	L	44-45	West Lafayette, IN
2/28/42	W	42-36	Iowa City, IA
2/20/43	L	35-49	West Lafayette, IN
2/18/44	W	46-43	Iowa City, IA
1/13/45	W	61-34	Iowa City, IA
2/12/45	W	48-43	West Lafayette, IN
1/19/46	W	49-43	West Lafayette, IN
2/9/46	W	43-41	Iowa City, IA
1/20/47	L	46-52	West Lafayette, IN
3/1/47	W	51-48	Iowa City, IA
1/10/48	W	60-49	Iowa City, IA
2/7/48	W	41-33	West Lafayette, IN
1/8/49	L	53-73	Iowa City, IA
2/7/49	L	46-54	West Lafayette, IN
1/16/50	L	55-64	West Lafayette, IN
2/4/50	W	66-60	Iowa City, IA
1/6/51	W	73-63	Iowa City, IA
2/16/52	W	90-67	West Lafayette, IN
1/24/53	L	58-69	West Lafayette, IN
3/7/53	W	65-56	Iowa City, IA
1/23/54	W	70-62	West Lafayette, IN
2/5/55	W	76-67	Iowa City, IA
1/23/56	W	67-63	West Lafayette, IN
2/13/56	W	88-75	Iowa City, IA
2/9/57	W	74-67	Iowa City, IA
3/4/57	L	63-72	West Lafayette, IN
3/3/58	L	59-65	West Lafayette, IN
2/23/59	W	66-62	Iowa City, IA
1/16/60	W	63-54	Iowa City, IA
2/22/60	W	78-68	West Lafayette, IN
1/21/61	L	41-47	West Lafayette, IN
2/27/61	W	73-62	Iowa City, IA
2/12/62	L	75-82	West Lafayette, IN
2/16/63	W	73-64	Iowa City, IA
1/18/64	L	75-90	West Lafayette, IN
3/2/64	W	81-74	Iowa City, IA
2/20/65	W	111-85	Iowa City, IA
2/27/65	L	68-76	West Lafayette, IN
2/7/66	L	58-66	West Lafayette, IN
2/27/67	L	75-78	Iowa City, IA
2/7/68	W	94-87	Iowa City, IA
2/20/68	L	73-86	West Lafayette, IN
2/4/69	L	87-99	West Lafayette, IN
3/1/69	L	85-97	Iowa City, IA
1/3/70	W	94-88	Iowa City, IA
2/28/70	W	108-107	West Lafayette, IN
2/20/71	L	85-87	Iowa City, IA
3/13/71	L	84-110	West Lafayette, IN
3/4/72	L	85-87	Iowa City, IA
2/24/73	L	66-74	West Lafayette, IN
2/11/74	W	112-111###	Iowa City, IA
2/18/74	L	78-99	West Lafayette, IN
1/6/75	L	54-63	Iowa City, IA
2/3/75	L	72-107	West Lafayette, IN
2/2/76	L	76-91	West Lafayette, IN
3/3/76	L	78-94	Iowa City, IA
1/13/77	L	76-87	West Lafayette, IN
2/26/77	L	70-81	Iowa City, IA
1/14/78	W	66-60	Iowa City, IA
2/23/78	L	69-82	West Lafayette, IN
1/18/79	W	56-46	West Lafayette, IN
2/15/79	W	75-72	Iowa City, IA
1/31/80	L	56-70	West Lafayette, IN
2/9/80	W	74-59	Iowa City, IA
*3/24/80	L	58-75	Indianapolis, IN
1/29/81	W	84-69	Iowa City, IA
2/21/81	W	67-62	West Lafayette, IN
1/7/82	W	62-40	Iowa City, IA
3/6/82	L	65-66	West Lafayette, IN
2/5/83	L	57-60	West Lafayette, IN
2/10/83	W	55-46	Iowa City, IA
2/4/84	L	46-48	Iowa City, IA
2/9/84	L	58-79	West Lafayette, IN
1/3/85	W	75-63	Iowa City, IA
3/9/85	L	54-60	West Lafayette, IN
1/2/86	L	73-76#	West Lafayette, IN
3/8/86	W	77-64	Iowa City, IA
1/19/87	W	70-67	West Lafayette, IN
2/12/87	L	73-80	Iowa City, IA
1/9/88	L	79-80	West Lafayette, IN

2/15/88	L	66-73	Iowa City, IA
1/21/89	W	67-66	West Lafayette, IN
2/26/89	W	84-67	Iowa City, IA
1/27/90	L	59-80	West Lafayette, IN
2/28/90	W	64-63	Iowa City, IA
1/31/91	W	78-69	West Lafayette, IN
3/2/91	L	65-70	Iowa City, IA
1/11/92	L	69-77#	West Lafayette, IN
2/15/92	W	80-68	Iowa City, IA
3/6/93	L	58-69	West Lafayette, IN
2/6/94	L	78-87	Iowa City, IA
1/14/95	L	83-84	Iowa City, IA
3/1/95	L	85-92	West Lafayette, IN
1/3/96	L	61-85+	West Lafayette, IN
3/9/96	W	56-52	Iowa City, IA
1/7/97	W	59-56	West Lafayette, IN
3/1/97	W	84-62	Iowa City, IA
2/18/98	W	88-69	Iowa City, IA
2/4/99	L	75-90	West Lafayette, IN
2/5/00	L	58-84	Iowa City, IA
2/16/00	L	59-67	West Lafayette, IN
1/13/01	W	83-73	West Lafayette, IN
2/21/01	W	78-72#	Iowa City, IA
1/26/02	L	68-73	West Lafayette, IN
\$3/7/02	W	87-72	Indianapolis, IN
2/1/03	L	77-80#	Iowa City, IA
1/7/04	W	71-61	Iowa City, IA
3/6/04	W	63-62	West Lafayette, IN
1/22/05	W	71-57	Iowa City, IA
2/16/05	L	63-66	West Lafayette, IN
\$3/10/05	W	71-52	Chicago, IL
2/1/06	W	77-68	West Lafayette, IN
2/21/07	W	78-59	Iowa City, IA
\$3/9/07	L	55-74	Chicago, IL
1/16/08	L	62-67	Iowa City, IA
1/30/08	L	50-51	West Lafayette, IN
1/18/09	L	53-75	West Lafayette, IN
2/14/09	L	45-49	Iowa City, IA
12/29/09	L	56-67	Iowa City, IA
2/13/10	L	40-63	West Lafayette, IN
1/9/11	L	52-75	West Lafayette, IN
3/5/11	W	67-65	Iowa City, IA
12/28/11	L	76-79	Iowa City, IA
1/17/12	L	68-75	West Lafayette, IN

Regis (Iowa leads, 1-0)

1/31/48	W	76-48	Iowa City, IA
---------	---	-------	---------------

Rider (Iowa leads, 1-0)

12/22/87	W	104-71	Iowa City, IA
----------	---	--------	---------------

Rice (Iowa leads, 1-0)

%12/5/98	W	81-52	Iowa City, IA
----------	---	-------	---------------

Ripon (Iowa leads, 1-0)

1/2/43	W	69-38	Iowa City, IA
--------	---	-------	---------------

Robert Morris (Iowa leads, 1-0)

12/22/06	W	73-51	Iowa City, IA
----------	---	-------	---------------

Rockford (Iowa leads, 1-0)

12/29/20	W	33-16	Rockford, IL
----------	---	-------	--------------

Rutgers (Iowa leads, 1-0)

*3/17/89	W	87-73	Providence, RI
----------	---	-------	----------------

Sacred Heart (Iowa leads, 1-0)

2/13/12	W	14-12	Prarie du Chien, WI
---------	---	-------	---------------------

St. Ambrose (Iowa leads, 2-0)

1/30/33	W	44-24	Davenport, IA
1/27/34	W	39-18	Davenport, IA

St. Bonaventure (Iowa leads, 1-0)

%12/23/98	W	81-67	San Juan, P. Rico
-----------	---	-------	-------------------

St. Francis, PA (Iowa leads, 1-0)

12/9/69	W	81-68	Iowa City, IA
---------	---	-------	---------------

ALL-TIME SERIES RESULTS

St. John's, NY (Series tied, 1-1)

%12/26/59 W 91-84 New York, NY
%12/26/70 L 55-57 Honolulu, HI

St. Joseph's (St. Joseph's leads, 2-0)

2/12/12 L 9-11 Dubuque, IA
%12/29/86 L 56-60 Pullman, WA

Saint Louis (Iowa leads, 11-7)

1926 W 35-19 Iowa City, IA
1927 W 43-13 Iowa City, IA
2/17/30 L 25-32 St. Louis, MO
2/25/30 L 24-31 Iowa City, IA
12/8/30 L 14-26 Iowa City, IA
3/6/33 W 52-20 St. Louis, MO
12/31/38 W 47-37 Iowa City, IA
1/1/46 W 51-40 Iowa City, IA
12/10/60 L 55-61 Iowa City, IA
12/16/61 L 61-79 St. Louis, MO
12/10/62 L 58-65 St. Louis, MO
12/9/63 W 79-77 Iowa City, IA
%12/30/67 W 80-77 Los Angeles, CA
%12/24/88 W 83-80 Chaminade, HI
%12/30/00 W 68-56 Honolulu, HI
&3/17/04 L 69-70 St. Charles, MO
12/31/04 W 67-58 Iowa City, IA
12/30/05 W 60-50 St. Louis, MO

St. Mary's, CA (Iowa leads, 3-0)

12/19/46 W 44-41 Iowa City, IA
12/30/48 W 46-43 Iowa City, IA
12/13/55 W 68-49 Iowa City, IA

San Francisco (San Francisco leads, 1-0)

*3/23/56 L 71-83 Evanston, IL

San Jose State (San Jose State leads, 1-0)

12/21/75 L 103-105### Iowa City, IA

Santa Clara (Iowa leads, 1-0)

*3/13/87 W 99-76 Tucson, AZ

Seton Hall (Iowa leads, 1-0)

%12/29/83 W 85-63 Rochester, NY

Simpson (Series tied, 1-1)

1/3/13 L 14-24 Knoxville, IA
11/1/07 W 56-30 Iowa City, IA

South Alabama (Iowa leads, 1-0)

%12/4/99 W 82-58 Iowa City, IA

South Carolina (Iowa leads, 3-0)

1/22/72 W 91-85 Columbia, SC
1/2/82 W 57-47 Columbia, SC
12/22/84 W 88-78 Iowa City, IA

South Carolina State (Iowa leads, 1-0)

12/21/09 W 82-69 Iowa City, IA

Southeast Missouri State (Iowa leads, 1-0)

%11/25/08 W 75-41 Iowa City, IA

Southeastern Louisiana (Iowa leads, 1-0)

12/29/07 W 57-50 Iowa City, IA

South Dakota (Iowa leads, 10-0)

1929 W 37-17 Iowa City, IA
1/2/34 W 42-32 Iowa City, IA
12/14/36 W 44-23 Iowa City, IA
1/31/38 W 35-34 Iowa City, IA
1/30/39 W 35-30 Iowa City, IA
12/11/44 W 87-37 Iowa City, IA
12/3/45 W 91-26 Iowa City, IA
12/16/46 W 53-25 Iowa City, IA
12/6/47 W 66-30 Iowa City, IA
12/2/63 W 85-66 Iowa City, IA
12/1/64 W 93-68 Iowa City, IA

South Dakota State (Iowa leads, 7-2)

1/7/30 L 20-30 Iowa City, IA
1/29/40 W 24-23 Iowa City, IA
12/10/42 W 52-46 Iowa City, IA
12/11/45 W 71-33 Iowa City, IA
12/2/46 W 73-32 Iowa City, IA
12/1/60 W 77-75 Iowa City, IA
12/11/62 W 69-52 Iowa City, IA
11/14/10 L 69-79 Iowa City, IA

South Florida (South Florida leads, 1-0)

%12/28/92 L 78-85 Tampa, FL

Southern California (Iowa leads, 5-2)

12/18/53 W 66-57 Iowa City, IA
12/31/53 L 60-70 Los Angeles, CA
%12/29/60 W 70-62 Los Angeles, CA
%12/28/64 W 71-65 Los Angeles, CA
%12/30/75 L 73-81 Honolulu, HI
12/11/82 W 66-55 Iowa City, IA
%12/29/83 W 62-61 Los Angeles, CA

Southern Illinois (Iowa leads, 3-1)

12/6/65 W 69-58 Iowa City, IA
12/6/69 L 67-73 Carbondale, IL
12/4/67 W 61-49 Iowa City, IA
%12/22/93 W 90-70 San Juan, P. Rico

SIU-Edwardsville (Iowa leads, 1-0)

11/26/10 W 111-50 Iowa City, IA

Southern Methodist (Iowa leads, 5-1)

12/9/55 W 80-62 Iowa City, IA
12/3/57 W 66-60 Iowa City, IA
12/6/58 L 55-65 Dallas, TX
12/5/59 W 89-58 Iowa City, IA
12/12/63 W 73-70 Iowa City, IA
%12/1/01 W 86-69 Iowa City, IA

Southern Mississippi (Iowa leads, 2-0)

%12/22/97 W 82-58 San Juan, P. Rico
%12/7/02 W 65-63 Iowa City, IA

Southwest Texas State (Iowa leads, 1-0)

12/30/88 W 96-77 Iowa City, IA

Stanford (Iowa leads, 5-3)

12/29/34 W 38-28 Iowa City, IA
12/30/54 W 73-46 Iowa City, IA
12/29/55 L 52-54 Palo Alto, CA
12/23/66 W 77-74 Iowa City, IA
12/23/67 L 86-87 Palo Alto, CA
%12/30/78 W 83-68 San Diego, CA
%11/27/87 W 78-75 Maui, HI
%11/12/99 L 58-72 New York, NY

Syracuse (Iowa leads, 2-0)

%12/30/57 W 58-52 Buffalo, NY
*3/14/80 W 88-77 Philadelphia, PA

Tampa (Iowa leads, 1-0)

%12/17/85 W 54-45 Pullman, WA

Temple (Iowa leads, 2-0)

*3/22/56 W 83-76 Evanston, IL
&11/15/90 W 73-71 Iowa City, IA

Tennessee (Iowa leads, 2-1)

%12/28/67 W 64-59 Los Angeles, CA
%12/20/77 W 92-86 Las Vegas, NV
%12/29/00 L 68-80 Honolulu, HI

Tennessee-Chattanooga (Iowa leads, 1-0)

%12/1/01 W 79-60 Iowa City, IA

Tennessee State (Iowa leads, 2-0)

11/30/02 W 84-51 Iowa City, IA
1/12/10 W 67-62 Iowa City, IA

Tennessee Tech (Iowa leads, 1-0)

1/24/70 W 96-68 Iowa City, IA

Texas (Series tied, 2-2)

*3/19/92 W 98-92 Greensboro, NC
%11/23/04 W 82-80 Maui, HI
%11/22/05 L 59-68 Kansas City, MO
%11/23/09 L 60-85 Kansas City, MO

Texas Christian (Iowa leads, 2-0)

12/31/46 W 61-37 Iowa City, IA
12/22/48 W 47-46# Iowa City, IA

Texas-El Paso (Series tied, 2-2)

%12/30/65 L 68-86 El Paso, TX
12/18/67 W 59-53 Iowa City, IA
12/7/71 L 57-65 El Paso, TX
*3/15/87 W 84-82 Tucson, AZ

Texas-Pan American (Iowa leads, 3-0)

12/21/87 W 110-64 Iowa City, IA
12/4/92 W 85-29 Iowa City, IA
%12/1/06 W 62-46 Iowa City, IA

Texas-San Antonio (Iowa leads, 2-1)

11/26/05 W 79-46 Iowa City, IA
%11/17/08 W 73-67 Iowa City, IA
%11/15/09 L 50-62 Iowa City, IA

Texas Southern (Iowa leads, 4-0)

11/24/90 W 80-64 Iowa City, IA
12/28/92 W 91-70 Iowa City, IA
12/16/95 W 110-67 Iowa City, IA
%12/3/99 W 73-51 Iowa City, IA

Texas Tech (Iowa leads, 4-1)

12/13/58 W 75-73 Iowa City, IA
12/12/59 W 76-66 Lubbock, TX
%12/8/85 W 58-48 Iowa City, IA
12/22/03 L 59-65 Dallas, TX
12/21/04 W 83-53 Chicago, IL

Toledo (Toledo leads, 3-1)

12/21/37 L 39-59 Toledo, OH
1/1/40 L 30-54 Toledo, OH
*3/10/79 L 72-74 Bloomington, IN
%11/17/06 W 78-65 St. Thomas, VI

Tulsa (Iowa leads, 2-0)

%12/2/00 W 66-65 Iowa City, IA
12/28/02 W 73-67 Tulsa, OK

UCLA (Iowa leads, 5-3)

12/23/50 W 80-63 Iowa City, IA
12/30/53 W 65-50 Los Angeles, CA
12/30/60 W 71-65 Los Angeles, CA
1/29/64 W 87-82 Chicago, IL
12/4/71 L 72-106 Los Angeles, CA
1/17/74 L 44-66 Los Angeles, CA
2/18/82 L 66-75 Los Angeles, CA
12/22/90 W 88-71 Iowa City, IA

U.S. International (Iowa leads, 1-0)

12/20/75 W 67-52 Iowa City, IA

Upper Iowa (Iowa leads, 4-0)

12/14/01 W 42-13 Iowa City, IA
1/15/02 W 27-26 Fayette, IA
1908 W 42-25 Fayette, IA
1/2/22 W 32-15 Iowa City, IA

Utah (Utah leads, 1-0)

%12/29/64 L 88-92 Los Angeles, CA

Utah State (Iowa leads, 2-1)

1/2/50	W	62-58	Iowa City, IA
*3/17/83	W	64-59	Louisville, KY
%11/24/07	L	62-75	South Padre Island, TX

Valparaiso (Iowa leads, 2-0)

&3/17/03	W	62-60	Iowa City, IA
%12/3/06	W	72-59	Iowa City, IA

Villanova (Villanova leads, 3-1)

%12/30/61	L	56-69	Philadelphia, PA
*3/25/83	L	54-55	Kansas City, MO
%11/29/87	W	97-74	Maui, HI
%11/20/06	L	60-89	St. Thomas, VI

Virginia (Iowa leads, 1-0)

*3/13/97	W	73-60	Salt Lake City, UT
----------	---	-------	--------------------

Virginia Commonwealth (Iowa leads, 2-0)

11/30/74	W	95-80	Iowa City, IA
*3/6/80	W	86-72	Greensboro, NC

Virginia Tech (Tech leads, 2-0)

11/29/06	L	65-69	Blacksburg, VA
12/1/09	L	64-70	Iowa City, IA

Wabash (Series tied, 2-2)

12/13/24	L	24-28	Iowa City, IA
12/12/25	W	38-26	Iowa City, IA
1927	L	13-28	Iowa City, IA
12/13/40	W	42-22	Iowa City, IA

Wake Forest (Wake Forest leads, 4-0)

%12/28/74	L	71-92	Portland, OR
*3/21/93	L	78-84	Nashville, TN
11/26/07	L	47-56	Iowa City, IA
11/30/10	L	73-76	Winston-Salem, NC

Washington (Washington leads, 3-2)

12/27/55	L	71-76	Seattle, WA
12/20/58	L	68-81	Iowa City, IA
12/15/65	W	99-70	Iowa City, IA
12/2/66	W	66-50	Seattle, WA
12/3/66	L	65-76	Seattle, WA

Washington, MO (Iowa leads, 9-1)

1928	W	22-18	Iowa City, IA
12/19/36	W	42-45	St. Louis, MO
12/13/37	W	41-34	Iowa City, IA
12/12/38	W	42-26	Iowa City, IA
12/13/41	W	52-31	Iowa City, IA
12/20/47	W	44-41	St. Louis, MO
12/17/51	W	60-53	St. Louis, MO
12/5/53	W	51-45	Iowa City, IA
12/1/54	W	80-61	Iowa City, IA
2/4/57	L	54-62	St. Louis, MO

Washington State (Iowa leads, 1-0)

%12/30/63	W	74-66	Pullman, WA
-----------	---	-------	-------------

Wayne (Wayne leads, 1-0)

12/16/39	L	30-34	Detroit, MI
----------	---	-------	-------------

Weber State (Iowa leads, 1-0)

%12/6/97	W	81-56	Iowa City, IA
----------	---	-------	---------------

West Virginia (Series tied, 1-1)

%12/29/56	W	79-76	Chapel Hill, NC
%11/28/08	L	68-87	Las Vegas, NV

West College (Iowa leads, 2-0)

1/24/02	W	24-7	Toledo, IA
1903	W	24-14	Iowa City, IA

Western Carolina (Iowa leads, 2-0)

12/20/94	W	85-60	Iowa City, IA
12/18/04	W	88-75	Iowa City, IA

Western Illinois (Iowa leads, 8-0)

12/15/43	W	82-34	Iowa City, IA
12/9/44	W	101-23	Iowa City, IA
11/26/91	W	95-58	Iowa City, IA
12/20/95	W	93-41	Iowa City, IA
11/22/96	W	81-66	Moline, IL
11/15/98	W	74-63	Moline, IL
11/19/04	W	85-62	Iowa City, IA
12/27/08	W	58-43	Iowa City, IA

Western Michigan (Series tied, 2-2)

12/21/35	L	35-48	Kalamazoo, MI
12/22/41	W	49-48	Kalamazoo, MI
12/9/50	L	49-58	Kalamazoo, MI
12/1/51	W	72-68	Iowa City, IA

Western Reserve (Iowa leads, 2-0)

1/3/48	W	61-54	Iowa City, IA
12/17/49	W	97-57	Cleveland, OH

Wichita State (Series tied, 4-4)

2/4/56	W	98-86	Iowa City, IA
12/16/57	L	78-81	Wichita, KS
12/28/66	W	94-76	Iowa City, IA
12/12/68	L	88-93	Wichita, KS
11/28/78	W	91-67	Iowa City, IA
12/11/79	W	81-62	Wichita, KS
*3/15/81	L	56-60	Wichita, KS
%11/24/09	L	57-74	Kansas City, MO

Wilton (Iowa leads, 2-0)

2/1/02	W	66-4	Wilton Junction
1/24/03	W	68-7	Iowa City, IA

Wisconsin-Eau Claire (Iowa leads, 1-0)

1/3/81	W	86-62	Iowa City, IA
--------	---	-------	---------------

Wisconsin-Green Bay (Iowa leads, 2-0)

12/29/73	W	74-67#	Iowa City, IA
12/2/03	W	82-56	Iowa City, IA

Wisconsin-Madison (Iowa leads, 78-77)

3/1/09	L	9-30	Madison, WI
1/5/12	L	12-38	Iowa City, IA
2/14/12	L	5-30	Madison, WI
1/10/16	L	31-36#	Iowa City, IA
2/28/16	L	19-38	Madison, WI
1/8/18	L	22-36	Iowa City, IA
1/21/18	L	19-34	Madison, WI
2/10/19	L	19-28	Madison, WI
3/11/19	W	29-27	Iowa City, IA
1/5/20	L	18-35	Iowa City, IA
1/19/20	W	21-20	Madison, WI
1/7/22	L	15-18	Iowa City, IA
2/13/22	W	24-18	Madison, WI
3/8/24	W	22-19	Iowa City, IA
3/11/24	L	26-36	Madison, WI
2/16/25	L	15-16	Iowa City, IA
3/3/25	L	23-25	Madison, WI
1927	L	21-24	Madison, WI
1927	W	26-17	Iowa City, IA
1928	L	21-31	Iowa City, IA
1928	L	17-20	Madison, WI
1/17/31	L	13-24	Madison, WI
2/16/31	W	19-17	Iowa City, IA
1/9/33	L	19-21	Madison, WI
2/13/33	W	31-25	Iowa City, IA
1/8/34	W	32-26	Iowa City, IA
3/3/34	L	32-35	Madison, WI
1/18/36	L	21-27	Madison, WI
2/17/36	W	32-25	Iowa City, IA
1/18/37	L	23-29	Madison, WI
2/20/37	W	43-35	Iowa City, IA
1/7/39	L	24-28	Madison, WI
2/10/40	W	37-35	Iowa City, IA
1/11/41	L	35-49	Madison, WI
1/10/42	W	9-45	Iowa City, IA
3/7/42	L	45-62	Madison, WI
2/19/45	W	54-53	Iowa City, IA

2/24/45	W	68-38	Madison, WI
1/7/46	W	57-50	Iowa City, IA
2/16/46	W	44-39	Madison, WI
1/4/47	L	62-63	Iowa City, IA
2/3/47	L	53-60	Madison, WI
1/12/48	L	51-60	Madison, WI
2/21/48	W	62-40	Iowa City, IA
2/19/49	W	61-60	Iowa City, IA
2/28/49	L	47-70	Madison, WI
2/13/50	L	62-66#	Iowa City, IA
2/18/50	L	44-53	Madison, WI
2/17/51	W	73-60	Madison, WI
3/3/52	L	75-78	Iowa City, IA
2/15/52	L	70-75	Madison, WI
12/29/52	W	83-66	Iowa City, IA
1/9/54	W	71-54	Iowa City, IA
1/3/55	W	86-69	Madison, WI
2/6/56	W	78-74	Madison, WI
2/18/56	W	80-66	Iowa City, IA
1/19/57	W	70-47	Madison, WI
3/9/57	L	59-60	Iowa City, IA
2/17/58	W	74-61	Iowa City, IA
2/14/59	W	94-84	Madison, WI
1/4/60	W	71-64	Madison, WI
2/15/60	L	58-63	Iowa City, IA
1/9/61	W	76-68	Madison, WI
2/13/61	W	63-61	Iowa City, IA
1/6/62	L	79-91	Madison, WI
3/10/62	W	81-64	Iowa City, IA
1/14/63	W	65-56	Iowa City, IA
3/4/63	L	69-75	Madison, WI
1/13/64	L	61-79	Madison, WI
1/4/65	W	92-62	Iowa City, IA
1/8/66	L	68-69	Madison, WI
2/26/66	W	80-70	Iowa City, IA
2/18/67	L	95-96###	Iowa City, IA
3/7/67	W	90-87	Madison, WI
2/17/68	W	69-61	Iowa City, IA
3/8/69	L	74-84	Madison, WI
1/10/70	W	92-74	Madison, WI
2/10/70	W	119-100	Iowa City, IA
2/6/71	W	93-91	Madison, WI
2/27/71	L	83-89	Iowa City, IA
1/8/72	L	80-81	Madison, WI
2/17/73	W	100-76	Iowa City, IA
2/9/74	L	87-113	Madison, WI
3/4/74	L	58-74	Iowa City, IA
2/1/75	L	85-86#	Madison, WI
3/1/75	W	75-68	Iowa City, IA
1/17/76	W	81-71	Madison, WI
2/14/76	W	96-82	Iowa City, IA
2/5/77	W	90-73	Iowa City, IA
3/5/77	W	94-93##	Madison, WI
1/28/78	W	88-73	Iowa City, IA
2/4/78	L	72-82	Madison, WI
2/1/79	W	70-64	Madison, WI
2/10/79	W	79-65	Iowa City, IA
1/12/80	W	66-65	Iowa City, IA
2/21/80	L	58-62	Madison, WI
1/5/81	W	76-66	Madison, WI
2/28/81	W	96-75	Iowa City, IA
1/16/82	W	78-62	Madison, WI
2/25/82	W	79-55	Iowa City, IA
1/22/83	L	62-65+	Madison, WI
2/24/83	W	93-63	Iowa City, IA
1/21/84	W	75-62	Iowa City, IA
2/23/84	W	63-55	Madison, WI
1/26/85	W	105-65	Iowa City, IA
2/20/85	L	53-54	Madison, WI
1/25/86	L	63-69	Madison, WI
2/20/86	W	101-48	Iowa City, IA
1/5/87	W	78-63	Iowa City, IA
3/8/87	W	81-71	Madison, WI
1/25/88	W	104-89	Madison, WI
3/10/88	W	103-70	Iowa City, IA
1/26/89	W	78-70	Iowa City, IA
2/11/89	L	54-65	Madison, WI
1/11/90	L	69-73#	Madison, WI
2/10/90	L	71-80	Iowa City, IA
1/17/91	L	79-91	Madison, WI

2/16/91	L	55-56	Iowa City, IA
1/29/92	W	73-66	Iowa City, IA
3/7/92	W	70-65	Madison, WI
3/10/93	W	91-65	Iowa City, IA
3/9/94	L	71-95	Madison, WI
1/21/95	W	96-84	Iowa City, IA
2/22/95	W	84-77	Madison, WI
1/13/96	L	71-80	Madison, WI
2/28/96	W	69-54	Iowa City, IA
1/11/97	W	78-53	Iowa City, IA
2/26/97	L	48-49	Madison, WI
2/3/98	W	79-76	Madison, WI
1/23/99	L	52-72	Iowa City, IA
\$3/5/99	L	60-74	Chicago, IL
1/29/00	W	61-55	Madison, WI
2/23/00	L	45-54	Iowa City, IA
1/16/01	L	54-67	Madison, WI
3/3/01	L	57-59	Iowa City, IA
1/2/02	W	69-57	Iowa City, IA
2/19/02	L	56-64	Madison, WI
\$3/8/02	W	58-56	Indianapolis, IN
1/22/03	L	61-74	Madison, WI
2/22/03	L	53-61	Iowa City, IA
2/11/04	L	52-54	Iowa City, IA
2/9/05	L	69-72	Madison, WI
\$3/12/05	L	56-59	Chicago, IL
1/5/06	L	52-66	Madison, WI
3/4/06	W	59-44	Iowa City, IA
1/28/07	L	46-57	Iowa City, IA
2/10/07	L	62-74	Madison, WI
1/5/08	L	51-64	Madison, WI
2/6/08	L	54-60	Iowa City, IA
1/21/09	W	73-69#	Iowa City, IA
2/11/09	L	52-69	Madison, WI
3/3/10	L	40-67	Madison, WI
2/9/11	L	59-62#	Iowa City, IA
12/31/11	W	72-65	Madison, WI
2/23/12	W	67-66	Iowa City, IA

Wisconsin-Milwaukee (Iowa leads, 2-0)

12/7/68	W	116-80	Iowa City, IA
11/19/00	W	83-79	Iowa City, IA

Wyoming (Iowa leads, 3-2)

%12/27/58	W	82-74	Portland, OR
12/17/60	W	78-67	Iowa City, IA
%12/29/67	L	87-94##	Los Angeles, CA
1/2/71	W	87-84	Iowa City, IA
12/22/73	L	79-86	Laramie, WY

Xavier (Series Tied, 1-1)

12/20/37	W	33-28	Cincinnati, OH
%11/19/10	L	73-86	Virgin Islands, VI

- @ -- Big Ten Conference Playoff
- * -- NCAA Tournament
- & -- National Invitation Tournament
- % -- In-season Tournament
- \$ -- Big Ten Tournament
- # -- overtime (s)
- + -- awarded forfeit

UT-Pan American

SID: Jonah Goldberg
E-Mail: goldbergjg@utpa.edu

Central Michigan

SID: Jason Kaufman
E-Mail: jason.kaufman@cmich.edu

Howard

SID: Edward Hill, Jr.
E-Mail: ehill@howard.edu

Gardner-Webb

SID: Marc Rabb
E-Mail: mrabb@gardner-webb.edu

Western Kentucky

SID: Michael Schroeder
E-Mail: michael.schroeder@wku.edu

Wichita State

SID: Larry Rankin
E-Mail: lrankin@goshockers.com

DePaul

SID: Greg Greenwall
E-Mail: gggreenwa@depaul.edu

Virginia Tech

SID: Bill Dyer
E-Mail: wdyer@vt.edu

Texas A&M-Corpus Christi

SID: Matt Brady
E-Mail: matthew-brady@tamucc.edu

South Dakota

SID: Bryan Boettcher
E-Mail: Bryan.Boettcher@usd.edu

Iowa State

SID: Mike Green
E-Mail: mgreen@iastate.edu

Northern Iowa

SID: Colin McDonough
E-Mail: colin.mcdonough@uni.edu

South Carolina State

SID: William Hamilton
E-Mail: whamilton@scsu.edu

Coppin State

SID: Roger McAfee
E-Mail: rmcafee@coppin.edu

Indiana

SID: JD Campbell
E-Mail: jc56@indiana.edu

Illinois

SID: Derrick Burson
E-Mail: bursdon@uiuc.edu

Michigan

SID: Tom Wywrot
E-Mail: twywrot#umich.edu

Michigan State

SID: Matt Larson
E-Mail: larson@ath.msu.edu

Minnesota

SID: Matt Slieter
E-Mail: slie0001@umn.edu

Nebraska

SID: Shamus McKnight
E-Mail: smcknight@huskers.com

Northwestern

SID: Nick Brilowski
E-Mail: bilowski@northwestern.edu

Ohio State

SID: Dan Wallenberg
E-Mail: wallenberg.1@osu.edu

Penn State

SID: Brian Siegrist
E-Mail: tbs1@psu.edu

Purdue

SID: Cory Walton
E-Mail: cdwalton@purdue.edu

Wisconsin

SID: Patrick Herb
E-Mail: pah@athletics.wisc.edu

11/9 (1-0)	2008 * Idaho State	W	58-43	1993 * Long Beach State	W	101-79	2004 Texas Tech	L	59-65	1/19 (13-20)	1907 Highland Park	W	32-17											
11/12 (0-1)	1999 Stanford	L	58-72	1998 * South Alabama	W	82-58	2005 * Robert Morris	W	73-51	1910 Luther	W	19-15	1914 * Minnesota	W	16-14									
11/15 (3-1)	1990 * Temple	W	73-71	1999 * Ohio University	W	86-66	2011 * Boise State	W	81-72	1915 * Indiana	W	29-20	1917 Indiana	L	7-12									
1998 Western Illinois (n)	W	74-63	12/7 (19-4)	2001 Northern Iowa	L	76-78	1912 Highland Park	L	4-14	1918 Minnesota	L	18-33	1920 Wisconsin	W	21-20									
2005 * Colgate	W	73-51	1907 Cedar Rapids YMCA	W	69-39	2004 * UNC Greensboro	W	83-58	1920 Illinois Wesleyan	L	26-29	1924 Michigan	L	18-23	1931 * Indiana	L	20-28							
2009 * Texas-San Antonio	L	50-62	1925 * St. Louis	W	35-19	2010 Idaho State	W	70-53	1921 Knox	W	27-21	1935 * Indiana	L	35-40	1942 Illinois	L	35-42							
11/17 (4-2)	1990 Notre Dame	L	68-77	1940 * Monmouth	W	75-35	12/31 (9-5)	1912 Illinois Wesleyan	L	26-29	1946 * Kansas State	W	54-41	1945 Michigan	W	29-27	1946 Purdue	W	49-43					
2001 * Louisiana Tech	W	75-67	1946 * Kansas State	W	54-41	1927 Marquette	W	31-17	1938 * St. Louis	W	47-37	1948 Minnesota	L	56-72	1952 * Minnesota	W	76-59	1953 * Northwestern	W	69-68				
2007 Toledo	W	78-65	1957 * Arizona	W	80-63	1946 * Texas Christian	W	61-37	1947 * Harvard	W	61-41	1957 Wisconsin	W	70-47	1962 * Ohio State	W	81-74	1974 * Indiana	L	51-55				
2008 * Texas-San Antonio	W	73-67	1959 * North Dakota	W	79-43	1953 USC	L	60-70	1968 Duke	L	82-85	1976 Northwestern#	L	92-99	1978 Northwestern	L	59-62	1980 Michigan State	L	67-75				
2009 * Duquesne	L	50-52	1963 Evansville	W	75-72	1968 Duke	L	82-85	1997 Indiana	W	89-76	1984 * Minnesota	L	49-56	1985 Michigan###	L	67-69	1987 Purdue	W	70-67				
2011 * Northern Illinois	W	88-55	1968 * Wisconsin Milwaukee	W	116-80	1998 * Indiana	W	67-52	1941 North Dakota	W	43-23	1989 Ohio State	L	91-102	1991 * Indiana	L	79-99	1992 Ohio State	L	81-85				
11/20 (5-2)	2001 Memphis	W	75-71	1971 Texas El Paso	L	57-65	2004 * Saint Louis	W	67-58	1951 Purdue	W	73-63	1994 Illinois	L	90-105	1997 Michigan	L	71-79	2002 Northwestern	L	50-63			
2006 Villanova	L	60-89	1974 Kansas	L	54-89	2008 Ohio State	L	65-68	1958 Illinois	W	70-68	1999 Northwestern	L	68-60	2011 Ohio State	L	48-70	1/22 (15-7)	1910 Northern Iowa	W	34-11			
2007 * MD-Eastern Shore	W	65-48	1980 Arizona State	L	88-96	2011 Wisconsin	W	72-65	1962 Wisconsin	L	79-91	1912 * Minnesota	L	17-36	1912 * Minnesota	L	17-36	1915 Minnesota	L	14-29				
2008 The Citadel	W	70-48	1983 Louisville	L	58-79	1/6 (13-6)	1917 Chicago	L	15-22	1967 Northwestern	L	67-76	1921 Chicago	L	17-42	1944 * Illinois	W	53-44	1945 * Indiana	W	56-51			
2009 * Bowling Green	W	68-46	1984 * Boston University	W	67-53	1917 Chicago	L	15-22	1970 Michigan	W	107-99	1949 Northwestern	L	44-65	1951 Minnesota	W	69-47	1955 Northwestern	L	73-93				
2010 Alabama	W	55-46	1985 * Lehigh	W	89-68	1921 * Coe	W	33-5	1973 * Minnesota#	W	65-62	1965 * Michigan State	W	90-76	1971 Cincinnati	L	69-73	1972 South Carolina	W	91-85				
2011 Creighton	L	59-82	1989 Iowa State	W	89-87	1923 Chicago	W	35-23	1975 * Purdue	L	54-63	1977 * Northwestern	W	76-74	1981 Indiana	W	56-53	1983 Wisconsin	W	Forfeit				
11/21 (3-1)	1999 * Eastern Illinois	W	95-79	1991 * Louisiana Tech	W	84-65	1934 * Northwestern	W	41-28	1979 Michigan	W	85-79	1987 * Indiana	W	101-88	1992 Northwestern	W	78-71	1994 * Penn State	W	81-70			
2000 at Drake	W	73-71	1993 Northern Iowa	W	81-76	1993 Northern Iowa	W	81-76	1990 * Ohio State	L	73-79	1990 * Ohio State	L	73-79	2000 * Michigan	W	83-78	2002 * Michigan State	W	75-71	2003 Wisconsin	L	61-74	
2001 Missouri	L	77-78	1994 * Northern Iowa	W	80-48	1994 * Northern Iowa	W	80-48	1996 * Minnesota	W	92-63	2001 Penn State	W	86-85	2005 * Purdue	W	71-57	1/27 (12-3)	1905 Des Moines YMCA	W	24-22			
2005 Kentucky	W	67-63	1996 * LaSalle	W	65-60	2002 * Southern Mississippi	W	65-63	2007 * Minnesota	W	86-85	1910 Coe	W	32-17	1911 * Northwestern	W	17-10	1912 * Northwestern	W	28-8				
11/27 (5-2)	1976 Nebraska	W	71-57	1999 Northern Iowa	W	67-59	2004 * Northern Iowa	W	67-59	1911 * Coe	W	51-19	1912 * Northwestern	W	28-8	1917 * Grinnell	W	19-16	1920 Chicago	W	22-19			
1982 Brigham Young	W	91-80	2000 * Northern Iowa	W	51-39	12/15 (10-6)	1967 Northwestern	L	67-76	1916 * Wisconsin#	L	30-36	1923 * Northwestern	W	70-58	1927 * Northwestern	W	70-58	1934 * Northwestern	W	92-74			
1987 Stanford	W	78-75	1916 * Northern Iowa	W	33-15	1916 * Wisconsin#	L	30-36	1970 Michigan	W	107-99	1916 * Wisconsin#	L	30-36	1931 * Minnesota	L	22-26	1938 * Northwestern	L	28-36	1942 * Wisconsin	W	49-45	
1990 Drake	W	80-61	1917 * Cornell	L	18-38	1917 * Cornell	L	18-38	1973 * Minnesota#	W	65-62	1916 * Wisconsin#	L	30-36	1948 * Purdue	W	60-49	1949 Indiana	L	39-50	1949 Indiana	L	39-50	
1996 Chaminade	W	67-37	1919 * Cornell	L	20-22	1919 * Cornell	L	20-22	1975 * Purdue	L	54-63	1916 * Wisconsin#	L	30-36	1949 Indiana	L	39-50	1953 Michigan State	L	61-68	1955 * Michigan State	W	94-81	
1999 Creighton	L	76-85	1923 * Butler	W	26-23	1923 * Butler	W	26-23	1979 Michigan	W	85-79	1916 * Wisconsin#	L	30-36	1953 Michigan State	L	61-68	1955 * Michigan State	W	94-81	1965 * Northwestern	W	70-58	
2001 Duke	L	62-80	1930 * Bradley	L	16-17	1930 * Bradley	L	16-17	1988 * Indiana	W	84-70	1916 * Wisconsin#	L	30-36	1953 Michigan State	L	61-68	1955 * Michigan State	W	94-81	1965 * Northwestern	W	70-58	
12/1 (30-1)	1934 * Hamline	W	38-26	1934 * Pittsburgh	L	26-38	1934 * Pittsburgh	L	26-38	1990 * Ohio State	L	73-79	1916 * Wisconsin#	L	30-36	1953 Michigan State	L	61-68	1955 * Michigan State	W	94-81	1965 * Northwestern	W	70-58
1945 * Augustana	W	87-25	1934 * Western Illinois	W	82-34	1934 * Pittsburgh	L	26-38	1996 * Minnesota	W	92-63	1996 * Minnesota	W	92-63	1916 * Wisconsin#	L	30-36	1953 Michigan State	L	61-68	1955 * Michigan State	W	94-81	
1947 * Carleton	W	82-43	1951 Missouri	W	48-43	1947 * Carleton	W	82-43	2001 Penn State	W	86-85	1996 * Minnesota	W	92-63	1916 * Wisconsin#	L	30-36	1953 Michigan State	L	61-68	1955 * Michigan State	W	94-81	
1948 * Omaha	W	64-44	1952 Wisconsin	L	70-75	1948 * Omaha	W	64-44	2001 Penn State	W	86-85	1996 * Minnesota	W	92-63	1916 * Wisconsin#	L	30-36	1953 Michigan State	L	61-68	1955 * Michigan State	W	94-81	
1949 * Colorado College	W	76-54	1953 * Colorado State	W	72-55	1949 * Colorado College	W	76-54	2001 Penn State	W	86-85	1996 * Minnesota	W	92-63	1916 * Wisconsin#	L	30-36	1953 Michigan State	L	61-68	1955 * Michigan State	W	94-81	
1951 * Western Michigan	W	72-68	1962 * Ohio University	L	54-62	1949 * Colorado College	W	76-54	2001 Penn State	W	86-85	1996 * Minnesota	W	92-63	1916 * Wisconsin#	L	30-36	1953 Michigan State	L	61-68	1955 * Michigan State	W	94-81	
1952 * Butler	W	62-52	1965 * Washington	W	99-70	1951 * Western Michigan	W	72-68	2001 Penn State	W	86-85	1996 * Minnesota	W	92-63	1916 * Wisconsin#	L	30-36	1953 Michigan State	L	61-68	1955 * Michigan State	W	94-81	
1954 * Washington (MO)	W	80-61	1979 Iowa State	W	67-64	1952 * Butler	W	62-52	2001 Penn State	W	86-85	1996 * Minnesota	W	92-63	1916 * Wisconsin#	L	30-36	1953 Michigan State	L	61-68	1955 * Michigan State	W	94-81	
1958 * Colorado	W	67-46	1984 * Illinois Wesleyan	W	99-39	1954 * Washington (MO)	W	80-61	2001 Penn State	W	86-85	1996 * Minnesota	W	92-63	1916 * Wisconsin#	L	30-36	1953 Michigan State	L	61-68	1955 * Michigan State	W	94-81	
1959 Evansville	W	86-84	1990 * Md-Baltimore Co.	W	98-81	1958 * Colorado	W	67-46	2001 Penn State	W	86-85	1996 * Minnesota	W	92-63	1916 * Wisconsin#	L	30-36	1953 Michigan State	L	61-68	1955 * Michigan State	W	94-81	
1960 * South Dakota State	W	77-75	2001 Missouri	W	83-65	1959 Evansville	W	86-84	2001 Penn State	W	86-85	1996 * Minnesota	W	92-63	1916 * Wisconsin#	L	30-36	1953 Michigan State	L	61-68	1955 * Michigan State	W	94-81	
1962 Evansville	W	62-57	12/19 (17-6)	1916 * Lombard	W	39-11	1960 * South Dakota State	W	77-75	1916 * Lombard	W	39-11	1962 Evansville	W	62-57	1953 Michigan State	L	61-68	1955 * Michigan State	W	94-81	1955 * Michigan State	W	94-81
1964 * South Dakota	W	93-68	1916 * Cornell	W	36-19	1916 * Lombard	W	39-11	1962 Evansville	W	62-57	1953 Michigan State	L	61-68	1955 * Michigan State	W	94-81	1955 * Michigan State	W	94-81	1955 * Michigan State	W	94-81	
1971 * Hardin Simmons	W	80-58	1922 * Cornell	W	36-19	1916 * Lombard	W	39-11	1962 Evansville	W	62-57	1953 Michigan State	L	61-68	1955 * Michigan State	W	94-81	1955 * Michigan State	W	94-81	1955 * Michigan State	W	94-81	
1972 * Chicago State	W	101-44	1927 * Pittsburgh#	L	40-44	1916 * Lombard	W	39-11	1962 Evansville	W	62-57	1953 Michigan State	L	61-68	1955 * Michigan State	W	94-81	1955 * Michigan State	W	94-81	1955 * Michigan State	W	94-81	
1973 * Northern Illinois	W	85-83	1931 * Nebraska	W	34-29	1922 * Cornell	W	36-19	1962 Evansville	W	62-57	1953 Michigan State	L	61-68	1955 * Michigan State	W	94-81	1955 * Michigan State	W	94-81	1955 * Michigan State	W	94-81	
1977 * Mankato State	W	91-71	1935 Loyola (IL)	W	33-26	1927 * Pittsburgh#	L	40-44	1962 Evansville	W	62-57	1953 Michigan State	L	61-68	1955 * Michigan State	W	94-81	1955 * Michigan State	W	94-81	1955 * Michigan State	W	94-81	
1979 * Northern Illinois	W	86-43	1936 Washington (MO)	W	42-35	1931 * Nebraska	W	34-29	1962 Evansville	W	62-57	1953 Michigan State	L	61-68	1955 * Michigan State	W	94-81	1955 * Michigan State	W	94-81	1955 * Michigan State	W	94-81	
1980 * Detroit	W	98-55	1938 DePaul	W	34-29	1935 Loyola (IL)	W	33-26	1962 Evansville	W	62-57	1953 Michigan State	L	61-68	1955 * Michigan State	W	94-81	1955 * Michigan State	W	94-81	1955 * Michigan State	W	94-81	
1984 * George Mason	W	111-82	1942 Nebraska	L	43-52	1936 Washington (MO)	W	42-35	1962 Evansville	W	62-57	1953 Michigan State	L	61-68	1955 * Michigan State	W	94-81	1955 * Michigan State	W	94-81	1955 * Michigan State	W	94-81	
1987 * Drake	W	70-59	1944 * Denver	W	60-41	1938 DePaul	W	34-29	1962 Evansville	W	62-57	1953 Michigan State	L	61-68	1955 * Michigan State	W	94-81	1955 * Michigan State	W	94-81	1955 * Michigan State	W	94-81	
1989 * Ohio University	W	75-49	1946 * St. Mary's (CA)	W	44-41	1942 Nebraska	L	43-52	1962 Evansville	W	62-57	1953 Michigan State	L	61-68	1955 * Michigan State	W	94-81	1955 * Michigan State	W	94-81	1955 * Michigan State	W	94-81	
1990 * Creighton	W	83-77	1949 Notre Dame	W	64-62	1944 * Denver	W	60-41	1962 Evansville	W	62-57	1953 Michigan State	L	61-68										

DAY-BY-DAY RESULTS

2/3 (13-11)

1910	*	Minnesota	L	18-22
1913	*	Coe	W	42-12
1923	*	Chicago	W	20-12
1933	*	Creighton	W	37-30
1934	*	Bradley	W	43-25
1936	*	Michigan#	L	27-31
1937	*	North Dakota	W	35-30
1941	*	Chicago	W	58-36
1945	*	Michigan	W	50-37
1947	*	Wisconsin	L	53-60
1962	*	Creighton	L	67-68
1967	*	Illinois	L	63-66
1970	*	Minnesota	W	90-77
1973	*	Michigan State	L	89-94
1975	*	Purdue	L	72-107
1979	*	Minnesota	W	97-71
1983	*	Illinois	L	61-62
1988	*	Michigan	L	103-120
1990	*	Northwestern	W	98-80
1996	*	Penn State#	L	87-95
1998	*	Wisconsin	W	79-76
2000	*	Kansas	W	77-69
2007	*	Indiana	W	81-75
2010	*	Illinois	L	49-57

2/6 (12-7)

1909	*	Grinnell	L	18-19
1926	*	Minnesota	W	21-14
1932	*	Chicago	W	43-25
1933	*	Chicago	W	42-12
1937	*	Indiana	L	34-38
1939	*	Illinois	L	26-34
1943	*	Knox	W	62-45
1954	*	Missouri	W	73-53
1956	*	Wisconsin	W	78-74
1965	*	Northwestern	W	78-72
1971	*	Wisconsin	W	93-91
1982	*	Ohio State#	W	69-65
1985	*	Minnesota	W	70-65
1988	*	Michigan State	W	101-72
1992	*	Michigan State	W	77-63
1993	*	Indiana	L	66-73
1994	*	Purdue	L	78-87
1999	*	Michigan State	L	81-95
2008	*	Wisconsin	L	54-60

2/9 (13-19)

1907	*	Grinnell	L	21-24
1909	*	Coe	W	36-24
1911	*	Carleton	W	25-14
1917	*	Chicago	W	24-17
1918	*	Iowa State	W	24-9
1924	*	Ohio State	L	24-26
1925	*	Indiana	L	21-28
1931	*	Indiana	L	18-31
1935	*	Ohio State	L	24-42
1942	*	Ohio State	W	52-44
1946	*	Purdue	W	43-41
1948	*	Illinois	W	70-61
1952	*	Illinois	W	73-68
1953	*	Michigan State	L	48-60
1957	*	Purdue	W	74-67
1962	*	Northwestern#	W	66-65
1974	*	Wisconsin	L	87-113
1978	*	Michigan State	L	70-71
1980	*	Purdue	W	74-59
1984	*	Purdue	L	58-79
1986	*	Minnesota	L	60-65
1989	*	Michigan##	L	107-108
1991	*	Michigan	L	70-84
1992	*	Indiana	L	66-81
1995	*	Northwestern	W	116-77
1997	*	Illinois	L	51-66
2000	*	Ohio State	W	67-64
2002	*	Minnesota	L	78-86
2005	*	Wisconsin	L	69-72
2008	*	Minnesota	L	50-63
2011	*	Wisconsin#	L	59-62
2012	*	Northwestern	L	64-83

2/14 (17-11)

1902	*	D. M. YMCA	W	42-17
1906	*	Kansas	W	29-19
1908	*	Illinois	W	46-36
1912	*	Wisconsin	L	5-30
1920	*	Purdue	L	19-25
1925	*	Purdue	L	23-35
1931	*	Illinois	L	23-26
1938	*	Michigan	W	38-30
1942	*	Northwestern	W	46-44
1948	*	Indiana	L	47-49
1953	*	Illinois	L	63-80
1955	*	Ohio State	W	79-68
1959	*	Wisconsin	W	94-84
1967	*	Northwestern	W	80-75
1970	*	Michigan State	W	103-77

1976	*	Wisconsin	W	96-82
1977	*	Ohio State#	W	74-70
1980	*	Indiana	L	55-66
1981	*	Northwestern	W	82-64
1985	*	Michigan	L	52-56
1987	*	Illinois	W	66-61
1991	*	Minnesota	W	82-69
1998	*	Ohio State	W	82-70
2001	*	Michigan	L	85-95
2004	*	Michigan	W	69-61
2006	*	Michigan State	W	66-54
2008	*	Michigan	L	52-60
2009	*	Purdue	L	45-49

2/17 (8-13)

1906	*	Coe	W	43-13
1911	*	Lewis Institute	L	10-19
1930	*	St. Louis	L	25-32
1934	*	Purdue	L	33-45
1936	*	Wisconsin	W	32-25
1940	*	Minnesota	L	29-34
1941	*	Illinois	L	53-56
1947	*	Minnesota	L	55-59
1951	*	Wisconsin	W	73-60
1958	*	Wisconsin	W	74-61
1962	*	Indiana	L	69-72
1964	*	Ohio State	L	82-99
1967	*	Wisconsin	W	69-61
1970	*	Illinois	W	83-81
1973	*	Wisconsin	W	100-76
1975	*	Michigan State	L	78-90
1977	*	Michigan	L	80-91
1979	*	Illinois	W	67-53
1990	*	Indiana	L	71-118
2007	*	Michigan State	L	49-81
2011	*	Northwestern	L	70-73

2/21 (16-8)

1913	*	Grinnell	L	11-35
1914	*	Northwestern	L	23-35
1921	*	Indiana	W	22-15
1925	*	Minnesota	L	18-20
1931	*	Northwestern	L	30-40
1938	*	Northwestern	W	26-25
1942	*	Michigan	W	59-38
1948	*	Wisconsin	W	62-40
1949	*	Illinois	L	49-80
1953	*	Illinois	W	67-62
1955	*	Illinois	W	89-70
1959	*	Ohio State	W	91-79
1965	*	Michigan	W	91-82
1967	*	Minnesota	L	86-88
1970	*	Ohio State	W	97-89
1976	*	Ohio State	W	69-66
1980	*	Wisconsin	L	58-62
1981	*	Purdue	W	67-62
1987	*	Indiana	L	75-84
1991	*	Indiana#	W	80-79
1996	*	Michigan State	W	83-47
1999	*	Illinois	W	78-72
2001	*	Purdue#	W	78-72
2007	*	Purdue	W	78-59

2/27 (17-12)

1908	*	Coe	W	38-12
1909	*	Minnesota	L	18-23
1910	*	Iowa State	W	24-12
1911	*	Grinnell	L	10-21
1914	*	Grinnell	W	20-18
1917	*	Iowa State	W	15-13
1920	*	Northwestern	W	27-23
1922	*	Michigan	L	20-22
1925	*	Illinois	W	33-25
1926	*	Chicago	W	32-20
1932	*	Michigan	L	27-35
1933	*	Illinois	W	30-27
1937	*	Illinois	L	29-40
1939	*	Northwestern	W	41-26
1943	*	Ohio State	W	43-41
1954	*	Michigan State	W	60-48
1956	*	Northwestern	W	86-68
1961	*	Purdue	W	73-62
1965	*	Purdue	L	68-76
1967	*	Purdue	L	75-78
1967	*	Michigan State	W	76-58
1971	*	Wisconsin	L	83-99
1982	*	Minnesota###	L	55-57
1983	*	Minnesota	L	69-71
1988	*	Michigan	W	95-87
1993	*	Michigan State	W	66-64
1999	*	Indiana	L	81-88
2000	*	Minnesota	W	71-59
2008	*	Penn State	L	64-65

3/2 (12-14)

1906	*	Augustana (Il.)	W	28-25
1912	*	Carleton	L	9-15
1917	*	Minnesota	L	19-31
1931	*	Northwestern	L	16-41
1936	*	Chicago	W	47-39
1940	*	Illinois	W	62-47
1942	*	Illinois	W	46-32
1946	*	Minnesota	L	47-58
1953	*	Minnesota#	W	81-79
1957	*	Michigan	L	79-83
1962	*	Northwestern	L	66-76
1964	*	Purdue	W	81-74
1965	*	Minnesota	L	70-78
1967	*	Illinois	W	61-56
1971	*	Northwestern	W	78-64
1974	*	Northwestern	W	85-76
1978	*	Ohio State	W	87-70
1986	*	Indiana	L	73-80
1989	*	Michigan State	L	81-83
1991	*	Purdue	L	65-70
1993	*	Michigan	L	73-82
1994	*	Michigan State	L	72-80
1996	*	Ohio State	W	73-64
2002	*	Michigan State	L	79-93
2005	*	Ohio State	W	74-72
2011	*	Michigan State	L	66-85

3/5 (11-8)

1910	*	Northwestern	W	35-6
1921	*	Purdue	L	19-21
1923	*	Indiana	L	21-23
1932	*	Minnesota#	L	22-24
1949	*	Michigan	W	63-62
1951	*	Michigan	W	65-55
1956	*	Indiana	W	84-73
1965	*	Illinois	L	90-106
1973	*	Minnesota	W	79-77
1977	*	Wisconsin##	W	94-93
1981	*	Michigan State#	L	70-71
1987	*	Northwestern	W	103-76
1994	*	Minnesota###	L	96-107
1995	*	Michigan	W	89-69
1997	*	Penn State	W	81-55
1999	*	Wisconsin	L	60-74
2003	*	Michigan State	L	54-82
2005	*	Michigan#	W	74-72
2011	*	Purdue	W	67-65

3/9 (7-11)

1906	*	Grinnell	W	20-17
1911	*	Grinnell	W	12-10
1918	*	Purdue	L	22-46
1953	*	Indiana	L	61-68
1957	*	Wisconsin	L	59-60
1962	*	Illinois	L	69-73
1964	*	Illinois	L	67-90
1965	*	Minnesota#	L	84-85
1967	*	Michigan	L	70-71
1971	*	Michigan	L	82-86
1974	*	Minnesota	W	60-50
1985	*	Purdue	L	54-60
1994	*	Wisconsin	L	71-95
1996	*	Purdue	W	56-52
2000	*	Minnesota	W	81-78
2001	*	Ohio State	W	75-66
2002	*	Indiana	W	62-60
2007	*	Purdue	L	55-74
2012	*	Michigan State	L	75-92

3/14 (5-3)

1921	*	Northwestern	W	33-17
1931	*	Notre Dame	W	23-17
1970	*	Notre Dame	W	121-106
1980	*	Syracuse	W	88-77
1982	*	Idaho#	L	67-69
1985	*	Arkansas	L	54-63
1986	*	North Carolina State	L	64-66
1991	*	East Tennessee State	W	76-73

3/15 (4-3)

1981	*	Wichita State	L	56-60
1987	*	Texas El Paso	W	84-82
1992	*	Michigan State	L	53-64
1995	*	DePaul (N)	W	97-86
1996	*	George Washington	W	81-79
1997	*	Kentucky	L	69-75
2001	*	Creighton	W	69-56

3/16 (2-1)

1956	*	Morehead State	W	97-83
1980	*	Georgetown	W	81-80
1991	*	Duke	L	70-85

3/17 (4-5)

1956	*	Kentucky	W	89-77
1983	*	Utah State	W	64-59
1989	*	Rutgers	W	87-73
1996	*	Arizona	L	73-87
2001	*	Kentucky	L	79-92
2003	*	Valparaiso	W	62-60
2004	*	Saint Louis	L	69-70
2005	*	Cincinnati	L	64-76
2006	*	Northwestern State	L	63-64

* -- Home Game
-- Overtime(s)
+ -- Awarded Forfeit

Points

Game 49, John Johnson vs. Northwestern, 2/24/70
 Season 699, John Johnson (27.9 avg.), 1970
 Career 2,116, Roy Marble (15.8 avg.), 1986-89

Field Goals

Game 20, John Johnson vs. Northwestern, 2/24/70
 Season 289, John Johnson, 1970
 Career 787, Roy Marble, 1986-89

Field Goal Attempts

Game 33, John Johnson vs. Northwestern, 2/24/70
 33, Fred Brown vs. Indiana, 1971
 Season 535, Fred Brown, 1971
 Career 1,459, Roy Marble, 1986-89

Field Goal Percentage
(Min. of 10 FGA/game for single game record)

Game 100.0, Greg Stokes (11-11) vs. Georgia St., 12/12/84
 Season 60.9, Russ Millard (151-248), 1996
 Career 57.5, Ryan Bowen (397-690), 1995-98

3-pt. Field Goals

Game 9, Chris Kingsbury vs. Long Island, 12/17/94
 9, Chris Kingsbury vs. Drake, 11/29/94
 Season 117, Chris Kingsbury, 1995
 Career 262, Jeff Horner, 2003-06

3-pt. Field Goal Attempts

Game 19, Chris Kingsbury vs. Long Island, 12/17/94
 Season 297, Chris Kingsbury, 1995
 Career 713, Jeff Horner, 2003-06

3-pt. Field Goal Percentage
(Min. of 1.5 made per game)

Game 100%, Jeff Horner (6-6) vs. Penn State, 1/31/04
 100%, Jim Bartels (6-6) at Ohio State, 1/25/95
 100%, Val Barnes (6-6) at Penn State, 2/22/93
 100%, Val Barnes (5-5) vs. Centenary, 1/4/92
 100%, Kent McCausland (5-5) vs. W. Illinois, 11/22/96
 Season 52.2%, Kent McCausland (70-134), 1997
 Career 45.3%, Kent McCausland (214-472), 1996-99

Free Throws

Game 21, Don Nelson vs. Indiana, 2/17/62
 Season 218, Reggie Evans, 2001
 Career 516, Roy Marble, 1986-89

Free Throw Attempts

Game 26, Dave Gunther vs. West Virginia., 12/29/56
 Season 346, Reggie Evans, 2001
 Career 707, Roy Marble, 1986-89

Consecutive Free Throws

Game 15, Andre Woolridge vs. Northwestern, 3/8/97
 Season 34, Chris Street (six games), 1/2 thru 1/16/93

Free Throw Percentage
(Min. of 10 FTA/game)

Game 100%, Glenn Vidnovic (13-13) vs. Purdue, 2/4/69
 100%, Luke Recker (12-12) vs. Kansas State, 12/22/01
 100%, Val Barnes (12-12) vs. Ohio State, 2/18/92
 100%, Roy Marble (12-12) vs. Northern Iowa, 12/6/88
 100%, Sam Williams (12-12) vs. Ohio State, 3/4/67
 100%, (11-11) on eight occasions
 (last by Luke Recker vs. Minnesota, 2/9/02)
 100%, (10-10) on 11 occasions
 (last by Jermain Davis vs. TX-San Antonio, 11/17/08)
 Season 90.4, Matt Gatens (75-83), 2008-09
 Career 87.3, Luke Recker (185-212), 2001-02
 86.3, Matt Gatens (346-401), 2008-12
 85.8, Rick Williams (176-205), 1972-73
 85.6, Glenn Vidnovic (339-396), 1968-70

Rebounds

Game 30, Charles Darling vs. Wisc., 3/3/52
 Season 416, Reggie Evans (11.9 avg.), 2001
 Career 990, Greg Brunner (7.8 avg), 2003-06

Assists

Game 16, Cal Wulfsberg vs. Ohio St., 1/24/76
 Season 193, Andre Woolridge (6.0 avg), 1996
 Career 612, Jeff Horner (5.0 avg), 2003-06

Blocked Shots

Game 9, Acie Earl vs. Wisconsin, 1/29/92
 Season 121, Acie Earl (4.0 avg), 1991-92
 Career 365, Acie Earl (3.1 avg), 1990-93

Steals

Game 9, Kenyon Murray vs. Ohio State, 2/18/95
 9, Acie Earl vs. Texas Southern, 12/28/93
 Season 79, Ryan Bowen (2.5 avg), 1997-98
 Career 208, Ryan Bowen (1.7 avg), 1995-98

Note - - Players listed in boldface are current players.

TEAM RECORDS

Points

Game	126 vs. Morgan State, 11/25/94 126 at Oral Roberts, 12/30/87
Half	77 at Michigan, 2/3/88
Season	3,181 (93.6 avg.) in 1988
Average per Game	98.7 (2,467 in 25 games) in 1970

Field Goals

Game	52 (98 att.) vs. Notre Dame, 3/14/70
Season	1,141 (2,160 att.) in 1988

Field Goal Attempts

Game	127 vs. Augustana, 12/1/45
Season	2,194 (1,140 made) in 1987

Field Goal Percentage

Game	69.8 (37-53) vs. Northeastern, 11/30/86
Season	52.8 (1,141-2,160) in 1988

3-pt. Field Goals

Game	15 (31 att.) vs. Prairie View A&M, 12/5/09 15 (20 att.) vs. Northwestern, 1/3/98 15 (36 att.) vs. Long Island, 12/17/94
Season	274 (743 att.) in 1995

3-pt. Field Goal Attempts

Game	37 (10 made) vs. Texas, 11/23/09
Season	753 (239 made) in 2010

3-pt. Field Goal Percentage (min. 10 att.)

Game	75.0 (15-20) vs. Northwestern, 1/3/98 75.0 (9-12) vs. Northwestern, 3/5/87
Season	41.9 (44-105) in 1983

Free Throws

Game	41 (43 att.) vs. Drake, 12/22/69
Season	753 (1,068 att.) in 2001
Consecutive	25 vs. Drake, 1969

Free Throw Attempts

Game	61 (made 37) vs. Long Beach St., 12/4/93
Season	1,068 (made 753) in 2001

Free Throw Percentage

Game	100% (20-20) vs. W. Illinois, 11/19/04 95.6 (22-23) vs. DePaul, 3/15/95
Season	78.0 (549-704) in 1970

Rebounds

Game	77 vs. UM-Duluth, 12/30/72
Season	1,508 in 1987 (43.1 avg.)
Average	51.5 (1134 in 22 games) in 1951

Assists

Game	34 vs. George Mason, 12/1/84
Season	600 in 1985 and 1988

Blocked Shots

Game	12 on three occasions (last vs. St. Louis, 12/31/04)
Season	174 in 2005

Steals

Game	23 vs. Northern Iowa, 12/7/94 23 vs. Northwestern, 2/22/86
Season	365 in 1995

Iowa's Career Double-Double Leaders

	Player, Years	No.
1.	Kevin Kunnert, 1971-73	48
2.	Bruce King, 1975-77	45
3.	Don Nelson, 1960-62	41
4.	Reggie Evans, 2001-02	40
5.	Dave Gunther, 1957-59	37
6.	Greg Brunner, 2003-pr.	32
7.	Ed Horton, 1986-89	28
8.	Acie Earl, 1990-93	27
9.	Ryan Bowen, 1995-98	22
10.	Greg Stokes, 1982-85	21
11.	Jess Settles, 1994-99	18
	Michael Payne, 1982-85	18
13.	Chris Street, 1991-93	17
14.	Chuck Darling, 1950-52	14

Iowa's Single Season Double-Double Leaders

No.	Player, Year
1.	22 Reggie Evans, 2001
2.	20 Ed Horton, 1989
	20 Kevin Kunnert, 1973
4.	19 Kevin Kunnert, 1972
	19 Don Nelson, 1962
	19 Dave Gunther, 1959
7.	18 Reggie Evans, 2002
	18 Bruce King, 1977
9.	17 Bruce King, 1976
10.	14 Acie Earl, 1993
11.	13 Dave Gunther, 1958
12.	12 Greg Brunner, 2006
	12 Don Nelson, 1961
	12 Chuck Darling, 1952
15.	11 Greg Brunner, 2005

Points

1. 49 John Johnson vs. Northwestern, 2/24/70
2. 46 John Johnson vs. UW-Milwaukee, 12/7/68
3. 43 Dick Ives vs. Chicago, 2/5/44
4. 42 Bruce King vs. Pittsburgh, 12/30/76
5. 40 Rick Williams vs. South Carolina, 1/22/72
6. 39 Sam Williams vs. Northwestern, 1/21/67
39 Don Nelson vs. Wisconsin, 1/6/62
8. 38 John Johnson vs. Ohio State, 2/21/70
38 Chris Pervall vs. Illinois, 3/6/65
10. 37 seven times (last by Roy Marble vs. Illinois, 3/8/89)

Field Goals

1. 20 John Johnson vs. Northwestern, 2/24/70
2. 19 John Johnson vs. UW-Milwaukee, 12/7/68
3. 17 Bruce King vs. Michigan, 1/31/76
4. 16 John Johnson vs. Ohio State, 3/30/70
16 John Johnson vs. Ohio State, 2/21/70
6. 15 seven times (last by Roy Marble vs. Mich., 3/4/89)

Field Goal Attempts

1. 33 Fred Brown vs. Indiana, 3/6/71
33 John Johnson vs. Northwestern, 2/24/70
33 Murray Wier vs. Illinois, 2/9/48
4. 32 Fred Brown vs. Michigan, 2/9/71
32 Charles Darling vs. Indiana, 1/21/52
32 Murray Wier vs. Northwestern, 2/2/48
7. 31 six times (last by J. Johnson vs. N Dame, 3/14/70)

3-pt. Field Goals

1. 9 Chris Kingsbury vs. Long Island, 12/17/94
9 Chris Kingsbury vs. Drake, 11/29/94
3. 8 Devan Bawinkel vs. Ohio State, 3/3/09
8 Justin Johnson vs. Ohio State, 2/2/08
8 Justin Johnson vs. Indiana, 1/2/08
6. **7 on 11 occasions (last by Roy Devyn Marble at Oregon 3/18/12)**

3-pt. Field Goal Attempts

1. 19 Chris Kingsbury vs. Long Island, 12/17/94
2. 15 Justin Johnson vs. LA-Monroe, 12/30/07
3. 14 Anthony Tucker vs. Virginia Tech, 12/1/09
14 Adam Haluska vs. Citadel, 11/13/06
14 Chris Kingsbury vs. Wisconsin, 1/13/96
6. 13 on 13 occasions (last by Devan Bawinkel vs. Ohio State, 3/3/09)

Free Throws

1. 21 Don Nelson vs. Indiana, 2/17/62
2. 18 Bruce King vs. Pittsburgh, 12/30/76
3. 17 Dave Gunther vs. West Virginia, 12/29/56
4. 16 Adam Haluska vs. Northwestern, 2/15/07
16 Reggie Evans vs. Purdue, 2/21/01
16 Andre Woolridge vs. Northwestern, 3/8/97
16 B.J. Armstrong vs. Florida State, 3/18/88
16 Charles Darling vs. Minnesota, 1/19/52
9. 15 Glenn Vidnovic vs. Indiana, 1/31/70

Free Throw Attempts

1. 26 Dave Gunther vs. West Virginia, 12/29/56
2. 25 Don Nelson vs. Indiana, 2/17/62
3. 23 Bruce King vs. Pittsburgh, 12/30/76
4. 22 Reggie Evans vs. Purdue, 2/21/01
5. 21 Don Nelson vs. Indiana, 2/17/62
21 Charles Darling vs. Minnesota, 1/19/52
7. 20 B.J. Armstrong vs. Florida State, 3/18/88
20 Don Nelson vs. Wisconsin, 1/4/60
20 Nolden Gentry vs. Texas Tech, 12/13/58
10. 19 Reggie Evans at Kansas State, 12/23/00
19 Acie Earl vs. Iowa State, 12/14/92
19 Dave Roach vs. St. Louis, 12/9/63

Rebounds

1. 30 Charles Darling vs. Wisconsin, 3/3/52
2. 25 Frank Allen vs. California, 12/28/60
25 Charles Darling vs. Purdue, 1/6/51
4. 23 Greg Brunner vs. Minnesota, 1/18/06
23 Kevin Kunnert vs. Drake, 12/27/72
23 Kevin Kunnert vs. Illinois, 3/7/72
23 John Johnson vs. Northwestern, 2/11/69
23 John Johnson vs. Cal-Poly, 11/30/68
23 Tom Harris vs. California, 12/28/60
23 Nolden Gentry vs. Michigan, 1/4/58
23 Bill Logan vs. Michigan, 2/26/55

Assists

1. 16 Cal Wulfsberg vs. Ohio State, 1/24/76
2. 15 B.J. Armstrong vs. Minnesota, 2/18/89
3. 14 Ronnie Lester vs. Northwestern, 2/16/78
4. 13 Cal Wulfsberg vs. Michigan, 1/31/76
5. 12 Dean Oliver vs. Chicago State, 11/14/97
12 Kevin Smith vs. Centenary, 1/4/92
12 B.J. Armstrong vs. Georgia, 12/3/89
12 B.J. Armstrong vs. Ohio State, 2/13/89
12 Cal Wulfsberg vs. Drake, 12/21/76

Blocked Shots

1. 9 Acie Earl vs. Wisconsin, 1/29/92
2. 8 Acie Earl at Drake, 1/4/93
8 Acie Earl vs. Duke, 3/21/92
8 Acie Earl vs. Louisiana Tech, 12/7/91
8 Acie Earl vs. Maryland-Eastern Shore, 11/23/91
8 Acie Earl vs. Northern Iowa, 12/4/90
7. **7 Melsahn Basabe vs. Iowa State, 12/10/10**
7 Ereik Hansen vs. Fairfield, 12/2/05
7 Ereik Hansen vs. St. Louis, 12/31/04
7 Ereik Hansen vs. Iowa State, 12/10/04
7 Acie Earl vs. Michigan State, 2/27/93

Steals

1. 9 Kenyon Murray vs. Ohio State, 2/18/95
9 Acie Earl vs. Texas Southern, 12/28/92
3. 8 Bill Jones vs. Dartmouth, 1/23/88
4. **7 Eric May vs. SIU-Edwardsville, 11/26/10**
7 Jeff Horner vs. Western Illinois, 11/19/04
7 Brody Boyd vs. Northern Illinois, 12/6/03
7 Ryan Bowen vs. Northwestern, 1/3/98
7 Andre Banks vs. Northwestern, 2/22/86
9. 6 10 times (last by Brody Boyd vs. Purdue, 1/7/04)

Note -- Players listed in boldface are current players.

Points

1.	699	John Johnson (27.9 avg.), 1970
2.	675	Roy Marble (20.5 avg.), 1989
3.	662	Fred Brown (27.6 avg.), 1971
4.	645	Andre Woolridge (20.2 avg.), 1997
5.	638	Greg Stokes (19.9 avg.), 1985
6.	637	Adam Haluska (20.5 avg.), 2007
7.	632	Sam Williams (25.3 avg.), 1968
8.	604	Ed Horton (18.3 avg.), 1989
9.	600	Luke Recker (17.1 avg.), 2002
10.	596	B.J. Armstrong (18.6 avg.), 1989

Field Goals

1.	289	John Johnson, 1970
2.	268	Fred Brown, 1971
3.	262	Greg Stokes, 1985
4.	254	Scott Thompson, 1976
5.	250	Ed Horton, 1989
6.	241	Roy Marble, 1989
	241	Bruce King, 1976
8.	219	Greg Stokes, 1983
	219	Sam Williams, 1968
10.	216	Andre Woolridge, 1997

Field Goal Attempts

1.	535	Fred Brown, 1971
2.	517	Scott Thompson, 1976
3.	508	John Johnson, 1970
4.	489	Charles Darling, 1952
5.	479	Greg Stokes, 1985
6.	477	Bruce King, 1976
7.	475	Sam Williams, 1968
8.	472	Andre Woolridge, 1997
9.	466	Adam Haluska, 2007
10.	459	Roy Marble, 1989

3-pt. Field Goals

1.	117	Chris Kingsbury, 1995
2.	93	Justin Johnson, 2008
3.	92	Luke Recker, 2002
4.	90	Adam Haluska, 2007
5.	86	Jeff Horner, 2005
6.	75	Matt Gatens, 2012
7.	74	Kent McCausland, 1998
8.	71	Jeff Moe, 1988
9.	70	Jeff Horner, 2006
	70	Kent McCausland, 1997

3-pt. Field Goal Attempts

1.	297	Chris Kingsbury, 1995
2.	269	Justin Johnson, 2008
3.	248	Adam Haluska, 2007
4.	223	Luke Recker, 2002
5.	211	Jeff Horner, 2005
	211	Chris Kingsbury, 1996
7.	201	Jeff Horner, 2006
8.	185	Adam Haluska, 2006
9.	183	Matt Gatens, 2012
10.	179	Dean Oliver, 2001

Free Throws

1.	218	Reggie Evans, 2001
2.	194	Sam Williams, 1968
3.	187	Reggie Evans, 2002
4.	186	Don Nelson, 1962
5.	178	Sam Williams, 1966
6.	176	Don Nelson, 1961
7.	172	Roy Marble, 1989
8.	167	Adam Haluska, 2007
9.	163	Glenn Vidnovic, 1969
10.	162	Acie Earl, 1992

Free Throw Attempts

1.	346	Reggie Evans, 2001
2.	302	Reggie Evans, 2002
3.	268	Don Nelson, 1961
4.	265	Sam Williams, 1968
5.	264	Don Nelson, 1962
6.	243	Acie Earl, 1992
7.	242	Acie Earl, 1991
8.	232	Sam Williams, 1966
9.	226	Roy Marble, 1989
10.	218	Charles Darling, 1952

Rebounds

1.	416	Reggie Evans (12.8 avg.), 2001
2.	387	Charles Darling (17.6 avg.), 1951
3.	378	Reggie Evans (11.1 avg.), 2002
4.	353	Kevin Kunnert (14.7 avg.), 1972
5.	350	Ed Horton (10.6 avg.), 1989
6.	334	Kevin Kunnert (13.9 avg.), 1973
7.	332	Bruce King (13.3 avg.), 1977
8.	314	Greg Brunner (9.2 avg.), 2006
9.	286	Acie Earl (8.9 avg.), 1993
10.	285	Don Nelson (11.9 avg.), 1962

Assists

1.	193	Andre Woolridge (6.0 avg.), 1996
2.	192	Andre Woolridge (6.0 avg.), 1997
3.	191	Cal Wulfsberg (6.6 avg.), 1976
4.	190	Andre Woolridge (5.8 avg.), 1995
5.	182	Bryce Cartwright (5.9 avg.), 2011
6.	180	Jeff Horner (5.5 avg.), 2005
7.	173	B.J. Armstrong (5.4 avg.), 1989
8.	169	Jeff Horner (5.6 avg.), 2006
9.	168	Dean Oliver (5.25 avg.), 2001
10.	163	Ronnie Lester (6.0 avg.), 1978

Blocked Shots

1.	121	Acie Earl (4.0 avg.), 1992
2.	106	Acie Earl (3.3 avg.), 1991
3.	89	Erek Hansen (2.6 avg.), 2006
4.	88	Acie Earl (2.8 avg.), 1993
5.	83	Erek Hansen (2.6 avg.), 2005
6.	79	Greg Stokes (2.5 avg.), 1983
7.	62	Greg Stokes (1.9 avg.), 1985
8.	58	Greg Stokes (2.1 avg.), 1984
9.	53	Kurt Looby (1.7 avg.), 2007
10.	52	Michael Payne (1.7 avg.), 1983

Steals

1.	79	Ryan Bowen (2.5 avg.), 1998
2.	72	Bill Jones (2.1 avg.), 1988
3.	70	Jim Bartels (2.1 avg.), 1995
4.	68	Brody Boyd (2.3 avg.), 2004
5.	66	Andre Banks (2.1 avg.), 1986
	66	Steve Carfino (2.4 avg.), 1984
7.	62	Dean Oliver (2.1 avg.), 2000
8.	61	B.J. Armstrong (1.8 avg.), 1988
9.	60	Roy Marble (1.8 avg.), 1988
10.	59	B.J. Armstrong (1.8 avg.), 1989

Points

1.	2,116	Roy Marble, 1986-89
2.	1,779	Acie Earl, 1990-93
3.	1,768	Greg Stokes, 1982-85
4.	1,705	B.J. Armstrong, 1986-89
5.	1,675	Ronnie Lester, 1977-80
6.	1,635	Matt Gatens, 2009-12
7.	1,611	Jess Settles, 1994-97, 1999
8.	1,578	Adam Haluska, 2005-07
9.	1,561	Dean Oliver, 1998-01
10.	1,525	Andre Woolridge, 1995-97

Field Goals

1.	787	Roy Marble, 1986-89
2.	705	Greg Stokes, 1982-85
3.	642	Acie Earl, 1990-93
4.	622	Ronnie Lester, 1977-80
5.	583	B.J. Armstrong, 1986-89
6.	581	Jess Settles, 1994-99
7.	573	Bruce King, 1975-77
8.	560	Ed Horton, 1986-89
9.	553	Greg Brunner, 2003-06
10.	530	Don Nelson, 1960-62

Field Goal Attempts

1.	1,459	Roy Marble, 1986-89
2.	1,321	Ronnie Lester, 1977-80
3.	1,294	Greg Stokes, 1982-85
4.	1,265	Acie Earl, 1990-93
5.	1,264	Matt Gatens, 2009-12
6.	1,213	Dean Oliver, 1998-01
7.	1,205	James Moses, 1989-92
8.	1,195	Bruce King, 1975-77
9.	1,186	Jess Settles, 1994-99
10.	1,185	B.J. Armstrong, 1986-89

3-pt. Field Goals

1.	262	Jeff Horner, 2003-06
2.	239	Matt Gatens, 2009-12
3.	226	Chris Kingsbury, 1994-96
4.	214	Kent McCausland, 1996-99
5.	212	Adam Haluska, 2005-07
6.	193	Brody Boyd, 2001-04
7.	161	Dean Oliver, 1998-01
8.	139	Luke Recker, 2001-02
9.	138	Justin Johnson, 2007-08
10.	136	B.J. Armstrong, 1986-89

3-pt. Field Goal Attempts

1.	713	Jeff Horner, 2003-06
2.	652	Matt Gatens, 2009-12
3.	645	Chris Kingsbury, 1994-96
4.	582	Adam Haluska, 2005-07
5.	544	Brody Boyd, 2001-04
6.	472	Kent McCausland, 1996-99
7.	465	Dean Oliver, 1998-01
8.	374	James Moses, 1989-92
9.	368	Justin Johnson, 2007-08
10.	332	Luke Recker, 2001-02

Free Throws

1.	516	Roy Marble, 1986-89
2.	493	Acie Earl, 1990-93
3.	468	Dean Oliver, 1998-01
4.	462	Don Nelson, 1960-62
5.	431	Ronnie Lester, 1977-80
6.	405	Reggie Evans, 2001-02
7.	403	B.J. Armstrong, 1986-89
8.	384	Adam Haluska, 2005-07
9.	383	Andre Woolridge, 1995-97
10.	372	Sam Williams, 1967-68

Free Throw Attempts

1.	725	Acie Earl, 1990-93
2.	707	Roy Marble, 1986-89
3.	687	Don Nelson, 1960-62
4.	648	Reggie Evans, 2001-02
5.	621	Dean Oliver, 1998-01
6.	566	Greg Brunner, 2003-06
7.	557	Ronnie Lester, 1977-80
8.	554	Greg Stokes, 1982-85
9.	510	Andre Woolridge, 1995-97
10.	497	Sam Williams, 1967-68

Rebounds

1.	990	Greg Brunner (7.8 avg.), 2003-06
2.	914	Kevin Kunnert (12.7 avg.), 1971-73
3.	877	Ed Horton (6.6 avg.), 1986-89
4.	857	Michael Payne (7.3 avg.), 1982-85
5.	852	Bruce King (10.7 avg.), 1975-77
6.	811	Acie Earl (7.0 avg.), 1990-93
7.	807	Greg Stokes (6.7 avg.), 1982-85
8.	804	Ryan Bowen (6.7 avg.), 1995-98
9.	794	Reggie Evans (11.5 avg.), 2001-02
10.	784	Don Nelson (10.9 avg.), 1960-62

Assists

1.	612	Jeff Horner (5.0 avg.), 2003-06
2.	575	Andre Woolridge (5.9 avg.), 1995-97
3.	561	Dean Oliver (4.5 avg.), 1998-01
4.	517	B.J. Armstrong (4.0 avg.), 1986-89
5.	480	Ronnie Lester (4.8 avg.), 1977-80
6.	358	Mon'ter Glasper (2.9 avg.), 1993-96
7.	352	Kenny Arnold (3.2 avg.), 1979-82
8.	339	Andre Banks (2.9 avg.), 1983-86
9.	335	Kevin Boyle (2.8 avg.), 1979-82
10.	325	Steve Carfino (2.8 avg.), 1981-84

Blocked Shots

1.	365	Acie Earl (3.1 avg.), 1990-93
2.	229	Greg Stokes (1.9 avg.), 1982-85
3.	212	Erek Hansen (2.4 avg.), 2004-06
4.	124	Ryan Bowen (1.0 avg.), 1995-98
5.	120	Michael Payne (1.0 avg.), 1982-85
6.	104	Greg Brunner (0.8 avg.), 2003-06
7.	96	Kurt Looby (1.5 avg.), 2007-08
8.	92	Glen Worley (0.7 avg.), 2001-04
	92	J.R. Koch (0.7 avg.), 1996-99
10.	90	Jared Reiner (0.8 avg.), 2001-04

Steals

1.	208	Ryan Bowen (1.7 avg.), 1995-98
2.	205	Dean Oliver (1.6 avg.), 1998-01
3.	200	Kenyon Murray (1.6 avg.), 1993-96
4.	183	Roy Marble (1.4 avg.), 1986-89
5.	182	Steve Carfino (1.6 avg.), 1981-84
6.	178	B.J. Armstrong (1.4 avg.), 1986-89
7.	166	Jeff Horner (1.3 avg.), 2003-06
8.	155	Jim Bartels (1.6 avg.), 1991-95
9.	154	Mon'ter Glasper (1.3 avg.), 1993-96
10.	144	Jess Settles (1.4 avg.), 1994-99

Games Played

1.	134	Roy Marble, 1986-89
2.	131	Ed Horton, 1986-89
	131	Jeff Moe, 1985-88
4.	130	B.J. Armstrong, 1986-89
5.	128	Brody Boyd, 2001-04
	128	Matt Gatens, 2008-12
7.	127	Greg Brunner, 2003-06
8.	126	Matt Gatens, 2009-12
	126	Glen Worley, 201-04
	126	Dean Oliver, 1998-01
11.	125	J.R. Koch, 1996-99

TEAM LEADERS -- SINGLE GAME

<p>Points</p> <ol style="list-style-type: none"> 126 vs. Morgan State, 11/25/95 126 vs. Oral Roberts, 12/30/87 124 vs. UC-Irvine, 12/5/87 121 vs. Centenary, 1/4/92 121 vs. Notre Dame, 3/14/70 119 vs. Wisconsin, 2/10/70 116 vs. Northwestern, 2/9/95 116 vs. Northwestern, 2/24/70 116 vs. UW-Milwaukee, 12/7/68 115 at Northwestern, 3/7/70 <p>Field Goals</p> <ol style="list-style-type: none"> 52 vs. Notre Dame, 3/14/70 50 vs. Nevada-Reno, 12/9/80 48 vs. Northwestern, 2/24/70 47 on three occasions <p>Field Goal Attempts</p> <ol style="list-style-type: none"> 127 vs. Augustana, 12/1/45 115 vs. S. Dakota State, 12/2/46 108 vs. Minn.-Duluth, 12/30/72 104 vs. UCLA, 12/23/50 100 vs. Creighton, 12/11/48 <p>Field Goal Percentage</p> <ol style="list-style-type: none"> 69.8 (37-53) vs. Northeastern, 11/30/86 67.5 (27-40) vs. Air Force, 12/28/04WW 66.7 (30-45) vs. MD-Balt. Co., 12/15/90 66.7 (28-42) vs. Ohio State, 2/18/84 66.1 (37-56) at Northern Iowa, 12/10/91 66.1 (43-65) vs. Holy Cross, 12/27/75 <p>3-pt. Field Goals</p> <ol style="list-style-type: none"> 15 vs. Prairie View A&M, 12/5/09 15 vs. Northwestern, 1/3/98 15 vs. Long Island, 12/17/94 14 at Ohio State, 12/31/08 14 vs. North Carolina, 11/24/04 14 vs. Penn State, 1/31/04 14 vs. Michigan State, 3/8/95 14 vs. Drake, 11/29/94 14 vs. Oral Roberts, 12/30/87 	<p>3-pt. Field Goal Att.</p> <ol style="list-style-type: none"> 37 vs. Texas, 11/23/09 36 vs. Long Island, 12/17/94 33 vs. Ohio State, 1/9/08 32 vs. Michigan, 3/01/00 32 vs. Cal-Irvine, 12/29/93 31 at Penn State, 2/28/07 31 vs. Michigan State, 3/8/95 31 vs. Minnesota, 2/2/94 <p>3-pt. Field Goal Pct. (minimum 10 att.)</p> <ol style="list-style-type: none"> 75.0 (15-20) vs. Northwestern, 1/3/98 75.0 (9-12) at Northwestern, 3/5/87 73.3 (11-15) vs. So. Miss., 12/22/97 70.0 (7-10) vs. East Tenn. State, 3/14/91 70.0 (7-10) at Drake, 11/29/88 68.4 (13-19) vs. Michigan, 2/4/06 <p>Free Throws</p> <ol style="list-style-type: none"> 41 vs. Drake, 12/22/69 40 vs. Wisconsin, 1/21/95 39 vs. Minnesota, 1/13/93 38 vs. South Alabama, 12/4/98 38 vs. Creighton, 12/21/68 <p>Free Throw Att.</p> <ol style="list-style-type: none"> 61 vs. Long Beach State, 12/4/93 53 vs. Drake, 11/30/93 52 vs. Wisconsin, 1/21/95 51 vs. UC-Santa Barbara, 12/2/89 50 vs. Missouri, 12/16/00 <p>Free Throw Pct. (minimum 10 att.)</p> <ol style="list-style-type: none"> 100.0 (20-20) vs. W. Illinois, 11/19/04 100.0 (18-18) vs. Indiana, 1/14/79 100.0 (12-12) at Purdue, 2/7/49 95.6 (22-23) vs. DePaul, 3/15/95 93.8 (15-16) at Penn State, 1/24/09 	<p>Rebounds</p> <ol style="list-style-type: none"> 77 vs. Minn.-Duluth, 12/30/72 76 vs. California, 12/28/60 76 vs. Ohio State, 2/14/55 75 vs. Purdue, 1/6/51 74 vs. American-Puerto Rico, 12/20/92 74 vs. Cal-Poly, 11/30/68 <p>Assists</p> <ol style="list-style-type: none"> 34 vs. George Mason, 12/1/84 32 vs. Central Arkansas, 12/19/11 32 vs. Nevada-Reno, 12/9/80 31 vs. Morgan State, 11/25/94 30 vs. Central Conn. St., 1/2/93 30 vs. Centenary, 1/4/92 <p>Blocked Shots</p> <ol style="list-style-type: none"> 12 vs. St. Louis, 12/31/04 12 vs. UNC Greensboro, 12/4/04 12 vs. North Carolina, 11/24/04 11 vs. Fairfield, 12/2/05 11 at Minnesota, 2/23/05 11 at Drake, 1/4/93 <p>Steals</p> <ol style="list-style-type: none"> 23 vs. Northern Iowa, 12/7/94 23 vs. Northwestern, 2/22/86 21 vs. Morgan State, 11/25/94 21 vs. Drake, 11/30/93 19 vs. SIU-Edwardsville, 11/26/10 19 vs. Bucknell, 12/28/97 19 vs. Ohio State, 1/10/96 19 vs. Drake, 12/3/91 19 vs. Morehead State, 11/28/84
---	--	--

TEAM LEADERS -- SEASON

<p>Wins</p> <ol style="list-style-type: none"> 30 in 1987 25 in 2006 24 in 1988 23 in 2001 23 in 1996 23 in 1989 23 in 1980 <p>Winning Percentage</p> <ol style="list-style-type: none"> 94.4 (17-1) in 1945 86.7 (13-2) in 1923 86.4 (19-3) in 1952 85.7 (30-5) in 1987 83.3 (10-2) in 1902 <p>Points</p> <ol style="list-style-type: none"> 3,181 in 1988 3,055 in 1987 2,957 in 1989 2,757 in 1995 2,593 in 2001 	<p>Scoring Average</p> <ol style="list-style-type: none"> 98.7 in 1970 93.6 in 1988 89.6 in 1989 87.3 in 1987 <p>Field Goals</p> <ol style="list-style-type: none"> 1,141 in 1988 1,140 in 1987 1,092 in 1989 <p>Field Goal Att.</p> <ol style="list-style-type: none"> 2,194 in 1987 2,160 in 1988 2,112 in 1989 <p>Field Goal Pct.</p> <ol style="list-style-type: none"> 52.8 in 1988 52.3 in 1970 52.0 in 1987 <p>3-pt. Field Goals</p> <ol style="list-style-type: none"> 274 in 1995 258 in 2009 239 in 2010 	<p>3-pt. Field Goal Att.</p> <ol style="list-style-type: none"> 753 in 2010 743 in 1995 709 in 2009 <p>3-pt. Field Goal Pct.</p> <ol style="list-style-type: none"> 41.9 in 1983 41.5 in 1988 40.6 in 1991 <p>Free Throws</p> <ol style="list-style-type: none"> 753 in 2001 711 in 1988 647 in 1989 <p>Free Throw Attempts</p> <ol style="list-style-type: none"> 1,068 in 2001 996 in 1988 929 in 1987 <p>Free Throw Pct.</p> <ol style="list-style-type: none"> 78.0 in 1970 77.1 in 1969 74.7 in 1971 	<p>Rebounds</p> <ol style="list-style-type: none"> 1,508 in 1987 1,370 in 1993 1,367 in 1989 <p>Rebounding Average</p> <ol style="list-style-type: none"> 51.5 in 1951 49.4 in 1973 48.4 in 1972 <p>Assists</p> <ol style="list-style-type: none"> 600 in 1988 600 in 1985 581 in 1987 <p>Blocked Shots</p> <ol style="list-style-type: none"> 174 in 2005 167 in 2006 165 in 1993 <p>Steals</p> <ol style="list-style-type: none"> 365 in 1995 329 in 1988 315 in 1998
---	---	---	---

Points
Based on total points

Year	Player	No.	Avg
1939	Ben Stephens	215	13.4
1940	Vic Siegel	189	9.0
1941	Vic Siegel	194	9.7
1942	Tom Chapman	245	12.3
1943	Ben Trickey	229	13.5
1944	Dick Ives	327	18.2
1945	Dick Ives	217	12.1
1946	Dick Ives	187	10.4
1947	Murray Wier	272	15.1
1948	Murray Wier	399	21.0
1949	Charlie Mason	146	7.8
1950	Frank Calsbeek	333	15.1
1951	Charles Darling	358	16.3
1952	Charles Darling	561	25.5
1953	Deacon Davis	327	14.9
1954	Bill Logan	315	14.3
1955	Bill Logan	413	15.9
1956	Bill Logan	460	17.7
1957	Dave Gunther	271	12.3
1958	Dave Gunther	435	19.8
1959	Dave Gunther	482	21.9
1960	Don Nelson	380	15.8
1961	Don Nelson	570	23.7
1962	Don Nelson	572	23.8
1963	Dave Roach	289	12.0
1964	Dave Roach	367	15.9
1965	Chris Pervall	507	21.1
1966	Chris Pervall	458	19.1
1967	Sam Williams	544	22.6
1968	Sam Williams	632	25.3
1969	John Johnson	473	19.7
1970	John Johnson	699	27.9
1971	Fred Brown	662	27.6
1972	Rick Williams	469	19.5
1973	Kevin Kunnert	460	19.2
1974	Candy LaPrince	457	19.0
1975	Bruce King	298	11.5
1976	Scott Thompson	567	19.5
1977	Bruce King	524	21.0
1978	Ronnie Lester	536	19.9
1979	Ronnie Lester	524	18.7
1980	Kenny Arnold	444	13.5
1981	Vince Brookins	411	14.7
1982	Michael Payne	308	11.4
1983	Greg Stokes	548	17.7
1984	Greg Stokes	417	14.9
1985	Greg Stokes	638	19.9
1986	Roy Marble	399	12.5
1987	Roy Marble	520	14.9
1988	B.J. Armstrong	592	17.4
1989	Roy Marble	675	20.5
1990	Les Jepsen	417	14.9
1991	Acie Earl	520	16.3
1992	Acie Earl	586	19.5
1993	Acie Earl	542	16.9
1994	James Winters	414	18.0
	Jess Settles	414	15.3
1995	Chris Kingsbury	553	16.8
1996	Jess Settles	484	15.1
1997	Andre Woolridge	645	20.2
1998	Ricky Davis	464	15.0
1999	Dean Oliver	357	11.9
2000	Dean Oliver	408	13.6
2001	Reggie Evans	529	15.1
2002	Luke Recker	600	17.1
2003	Chauncey Leslie	490	15.8
2004	Pierre Pierce	468	16.1
2005	Greg Brunner	485	14.7
2006	Greg Brunner	481	14.1
2007	Adam Haluska	637	20.5
2008	Justin Johnson	378	11.8
2009	Jake Kelly	372	11.6
2010	Matt Gatens	385	12.3
2011	Matt Gatens	366	12.6
2012	Matt Gatens	518	15.2

Rebounds
Based on total rebounds

Year	Player	No.	Avg
1951	Charles Darling	387	17.6
1952	not available		
1953	not available		
1954	not available		
1955	Bill Logan	285	11.0
1956	Bill Logan	268	10.3
1957	Dave Gunther	197	8.9
1958	Nolden Gentry	241	10.9
1959	Dave Gunther	243	12.1
1960	Don Nelson	241	10.0
1961	Don Nelson	258	10.8
1962	Don Nelson	285	11.9
1963	Dave Roach	162	6.8
1964	Dave Roach	162	7.0
1965	George Peeples	249	10.4
1966	George Peeples	260	10.8
1967	Gerry Jones	257	10.7
1968	Sam Williams	273	10.9
1969	John Johnson	256	10.7
1970	John Johnson	253	10.1
1971	Kevin Kunnert	227	9.4
1972	Kevin Kunnert	353	14.7
1973	Kevin Kunnert	334	13.9
1974	Neil Fegebank	162	6.8
1975	Bruce King	228	8.8
1976	Bruce King	292	10.1
1977	Bruce King	332	12.3
1978	Clay Hargrave	267	9.9
1979	William Mayfield	236	8.4
1980	Steve Krafscin	211	6.4
1981	Steve Krafscin	179	6.4
1982	Michael Payne	201	6.9
1983	Michael Payne	233	7.5
1984	Greg Stokes	193	6.9
1985	Greg Stokes	268	8.4
1986	Gerry Wright	204	6.6
1987	Brad Lohaus	268	7.7
1988	Kent Hill	222	6.5
1989	Ed Horton	350	10.6
1990	Les Jepsen	281	10.0
1991	Acie Earl	213	6.7
1992	Chris Street	247	8.2
1993	Acie Earl	286	8.9
1994	Jess Settles	203	7.5
1995	Jim Bartels	204	6.2
1996	Jess Settles	239	7.5
1997	Ryan Bowen	264	9.1
1998	Ryan Bowen	271	8.7
1999	Jess Settles	133	4.8
2000	Jacob Jaacks	220	7.3
2001	Reggie Evans	416	11.9
2002	Reggie Evans	378	11.1
2003	Jared Reiner	231	8.3
2004	Greg Brunner	239	8.2
2005	Greg Brunner	275	8.3
2006	Greg Brunner	314	9.2
2007	Tyler Smith	153	4.9
2008	Cyrus Tate	166	5.4
2009	Cyrus Tate	131	5.7
2010	Aaron Fuller	172	6.2
2011	Melsahn Basabe	210	6.8
2012	Aaron White	180	5.7

Field Goal Percentage
Minimum of four att./game

Year	Player	FG%	FG-FGA
1947	Noble Jorgensen	.322	46-143
1948	Murray Wier	.354	152-429
1949	Franklin Calsbeek	.333	40-120
1950	Franklin Calsbeek	.341	127-372
1951	Charles Darling	.372	139-376
1952	Charles Darling	.417	204-489
1953	Chuck Jarnagin	.319	68-219
1954	Carl Cain	.427	106-248

1955	McKinley Davis	.479	92-192
1956	Bill Logan	.440	175-420
1957	Jim McConnell	.393	79-201
1958	Dave Gunther	.448	169-377
1959	Dave Gunther	.426	169-393
1960	Mike Heitman	.458	104-227
1961	Don Nelson	.522	197-377
1962	Don Nelson	.554	193-348
1963	Dave Roach	.455	117-257
1964	Dave Roach	.397	145-397
1965	George Peeples	.511	156-305
1966	George Peeples	.515	171-332
1967	Tom Chapman	.526	146-274
1968	Sam Williams	.461	219-475
1969	Ben McGilmer	.529	109-206
1970	John Johnson	.569	289-508
1971	Fred Brown	.501	268-535
1972	Kevin Kunnert	.516	180-349
1973	Kevin Kunnert	.545	198-363
1974	Neil Fegebank	.495	148-299
1975	Fred Haberecht	.469	97-209
1976	Dan Frost	.538	203-337
1977	Bruce King	.473	198-419
1978	Clay Hargrave	.520	117-225
1979	William Mayfield	.493	148-300
1980	Steve Krafscin	.536	155-289
1981	Steve Krafscin	.549	124-226
1982	Steve Carfino	.562	100-178
1983	Greg Stokes	.543	219-403
1984	Greg Stokes	.574	163-284
1985	Greg Stokes	.547	262-479
1986	Gerry Wright	.592	138-233
1987	Roy Marble	.557	199-357
1988	Kent Hill	.607	91-150
1989	Ray Thompson	.597	148-248
1990	Les Jepsen	.623	155-249
1991	Rodell Davis	.592	109-184
1992	Chris Street	.564	114-202
1993	Acie Earl	.505	203-402
1994	Jess Settles	.574	156-272
1995	Jim Bartels	.504	128-254
1996	Russ Millard	.609	151-248
1997	Ryan Bowen	.553	120-217
1998	Ryan Bowen	.603	164-272
1999	Joey Range	.525	85-162
2000	Jacob Jaacks	.468	123-263
2001	Duez Henderson	.514	75-146
2002	Reggie Evans	.496	169-341
2003	Jared Reiner	.541	92-170
2004	Greg Brunner	.549	123-224
2005	Greg Brunner	.512	175-342
2006	Erek Hansen	.581	93-160
2007	Seth Gorney	.575	77-134
2008	Cyrus Tate	.667	86-129
2009	Jeff Peterson	.450	81-180
2010	Jarryd Cole	.566	103-182
2011	Melsahn Basabe	.572	131-229
2012	Melsahn Basabe	.524	109-208

3-Pt. Field Goal Percentage
Minimum of one 3-pt. FGA per game

Year	Player	FG%	FG-FGA
1983	Steve Carfino	.454	30-66
1987	B.J. Armstrong	.519	28-54
1988	B.J. Armstrong	.453	62-137
1989	B.J. Armstrong	.397	46-116
1990	Troy Skinner	.267	16-60
1991	Troy Skinner	.472	42-89
1992	Troy Skinner	.360	18-50
1993	Wade Lookingbill	.377	20-53
1994	Jim Bartels	.374	49-131
1995	Jim Bartels	.413	59-143
1996	Jess Settles	.348	40-115
1997	Kent McCausland	.522	70-134
1998	J.R. Koch	.471	16-34
1999	Kent McCausland	.421	59-140
2000	Rob Griffin	.401	57-142

SEASON LEADERS

2001	Luke Recker	.431	47-109
2002	Ryan Hogan	.471	33-70
2003	Brody Boyd	.309	55-178
2004	Jeff Horner	.425	65-153
2005	Jeff Horner	.408	86-211
2006	Jeff Horner	.348	70-201
2007	Justin Johnson	.455	45-99
2008	Jake Kelly	.408	30-69
2009	Matt Gatens	.403	52-129
2010	Devan Bawinkel	.381	32-84
2011	Matt Gatens	.331	54-163
2012	Zach McCabe	.449	22-49

Free Throw Percentage

Minimum of two att./game

Year	Player	FT%	FT-FTA
1939	Ben Stephens	.707	75-106
1940	Dick Evans	.758	25-33
1941	Vic Siegel	.750	60-80
1942	Tom Chapman	.726	69-95
1943	Tom Chapman	.766	46-60
1944	Dick Ives	.602	41-68
1945	Clayton Wilkinson	.632	43-68
1946	Murray Wier	.629	39-62
1947	Murray Wier	.667	62-93
1948	Leonard Metcalfe	.750	27-36
1949	Al Weiss	.637	37-58
1950	Bob Vollers	.633	33-57
1951	Charles Darling	.667	80-120
1952	Charles Darling	.702	153-218
1953	Herb Thompson	.666	78-117
1954	Bill Logan	.659	83-126
1955	Bill Seaberg	.788	82-104
1956	Bill Seaberg	.780	110-141
1957	Dave Gunther	.685	87-127
1958	Dave Gunther	.688	97-141
1959	Dave Gunther	.737	112-152
1960	Mike Heitman	.837	41-49
1961	Don Nelson	.656	176-268
1962	Don Nelson	.704	186-264
1963	Jimmy Rodgers	.800	92-115
1964	Jimmy Rodgers	.829	87-105
1965	Jimmy Rodgers	.845	93-110
1966	Chris Pervall	.751	130-173
1967	Tom Chapman	.870	114-131
1968	Sam Williams	.732	194-265
1969	Glenn Vidnovic	.862	163-189
1970	Glenn Vidnovic	.875	133-152
1971	Fred Brown	.829	126-152
1972	Rick Williams	.863	113-131
1973	Rick Williams	.851	63-74
1974	John Hairston	.702	40-57
1975	Larry Moore	.794	50-63
1976	Cal Wulfsberg	.818	63-77
1977	Dick Peth	.819	86-105
1978	Ronnie Lester	.746	132-177
1979	Ronnie Lester	.845	136-161
1980	Ronnie Lester	.800	80-100
1981	Vince Brookins	.798	75-94
1982	Kenny Arnold	.784	91-116
1983	Bob Hansen	.760	98-129
1984	Steve Carfino	.757	56-74
1985	Jeff Moe	.778	49-63
1986	Bill Jones	.802	65-81
1987	B.J. Armstrong	.794	100-126
1988	B.J. Armstrong	.849	124-146
1989	B.J. Armstrong	.833	160-192
1990	Troy Skinner	.841	53-63
1991	Troy Skinner	.845	98-116
1992	Val Barnes	.862	81-94
1993	Wade Lookingbill	.828	72-87
1994	Chris Kingsbury	.821	46-56
1995	Chris Kingsbury	.803	98-122
1996	Russ Millard	.799	115-144
1997	Andre Woolridge	.749	155-207
1998	Dean Oliver	.762	96-126
1999	Jess Settles	.783	54-69

2000	Kyle Galloway	.841	69-82
2001	Luke Recker	.856	77-90
2002	Luke Recker	.885	108-122
2003	Chauncey Leslie	.781	107-137
2004	Jeff Horner	.860	98-114
2005	Adam Haluska	.808	105-130
2006	Adam Haluska	.848	112-132
2007	Adam Haluska	.870	167-192
2008	Jeff Peterson	.733	44-60
2009	Matt Gatens	.904	75-83
2010	Matt Gatens	.832	84-101
2011	Matt Gatens	.874	76-87
2012	Matt Gatens	.854	111-130

Blocked Shots

(Based on total blocks)

Year	Player	No.	Avg
1980	Steve Krafcsin	23	0.6
1981	Steve Waite	16	0.6
1982	Greg Stokes	30	1.0
1983	Greg Stokes	79	2.5
1984	Greg Stokes	58	2.1
1985	Greg Stokes	62	1.9
1986	Gerry Wright	33	1.1
1987	Brad Lohaus	37	1.1
1988	Kent Hill	11	0.3
1989	Les Jepsen	28	0.9
1990	Acie Earl	50	2.3
1991	Acie Earl	106	3.3
1992	Acie Earl	121	4.0
1993	Acie Earl	88	2.8
1994	James Winters	26	1.1
1995	Ryan Bowen	34	1.0
1996	Russ Millard	25	0.8
1997	Guy Rucker	39	1.2
1998	Ryan Bowen	41	1.3
1999	J. R. Koch	32	1.1
2000	Jacob Jaacks	13	0.4
2001	Reggie Evans	21	0.6
2002	Glen Worley	31	0.9
2003	Jared Reiner	34	1.2
	Glen Worley	34	1.1
2004	Erek Hansen	40	1.8
2005	Erek Hansen	83	2.6
2006	Erek Hansen	89	2.6
2007	Kurt Looby	53	1.7
2008	Kurt Looby	43	1.3
2009	Cyrus Tate	13	0.6
2010	Eric May	26	0.8
2011	Melsahn Basabe	41	1.3
2012	Melsahn Basabe	36	1.0

Steals (Based on total steals)

Year	Player	No.	Avg
1980	Kevin Boyle	58	1.7
1981	Kevin Boyle	38	1.4
1982	Steve Carfino	44	1.5
1983	Steve Carfino	54	1.7
1984	Steve Carfino	66	2.3
1985	Greg Stokes	48	1.5
1986	Andre Banks	66	2.1
1987	B.J. Armstrong	50	1.4
1988	Bill Jones	72	2.1
1989	B.J. Armstrong	59	1.8
1990	James Moses	43	1.5
1991	Kevin Smith	41	1.3
1992	James Moses	47	1.6
1993	Kenyon Murray	45	1.4
1994	Kenyon Murray	56	2.1
1995	Jim Bartels	70	2.1
1996	Mon'ter Glasper	50	1.6
1997	Ryan Bowen	55	1.9
1998	Ryan Bowen	79	2.5
1999	Dean Oliver	51	1.7
2000	Dean Oliver	62	2.1
2001	Dean Oliver	50	1.4
2002	Luke Recker	56	1.6

2003	Chauncey Leslie	45	1.5
2004	Brody Boyd	68	2.3
2005	Jeff Horner	47	1.4
2006	Jeff Horner	41	1.4
2007	Tyler Smith	45	1.5
2008	Tony Freeman	22	1.0
2009	Jake Kelly	33	1.0
2010	Eric May	34	1.1
2011	Matt Gatens	38	1.3
2012	Roy Devyn Marble	53	1.5

Assists (Based on total assists)

Year	Player	No.	Avg
1975	Larry Moore	70	2.7
1976	Cal Wulfsberg	191	9.0
1977	Cal Wulfsberg	110	4.1
1978	Ronnie Lester	163	6.1
1979	Ronnie Lester	147	5.3
1980	Kenny Arnold	142	4.3
1981	Kenny Arnold	110	3.9
1982	Kevin Boyle	101	3.5
1983	Steve Carfino	134	4.3
1984	Andre Banks	83	3.3
1985	Andre Banks	104	3.5
1986	Andre Banks	119	3.7
1987	B.J. Armstrong	148	4.2
1988	B.J. Armstrong	155	4.6
1989	B.J. Armstrong	173	5.4
1990	Troy Skinner	107	3.8
1991	Troy Skinner	109	3.4
1992	Kevin Smith	110	4.8
1993	Kevin Smith	110	3.9
1994	Mon'ter Glasper	140	5.2
1995	Andre Woolridge	190	5.8
1996	Andre Woolridge	193	6.0
1997	Andre Woolridge	192	6.0
1998	Dean Oliver	131	4.2
1999	Dean Oliver	136	4.5
2000	Dean Oliver	126	4.2
2001	Dean Oliver	168	4.8
2002	Pierre Pierce	114	3.2
2003	Jeff Horner	140	4.5
2004	Jeff Horner	123	4.2
2005	Jeff Horner	180	5.5
2006	Jeff Horner	169	5.6
2007	Tony Freeman	116	3.7
2008	Jeff Peterson	92	3.1
2009	Jeff Peterson	106	4.2
2010	Cully Payne	122	3.8
2011	Bryce Cartwright	182	5.9
2012	Bryce Cartwright	154	4.8

Note: Players listed in boldface are current players.

Largest Iowa Basketball Crowds

Crowd	Date	Opponent	Site	Result
&28,114	March 16, 1991	Duke	Metrodome, Minneapolis, MN	Duke, 85-70
&27,444	March 14, 1986	North Carolina State	Metrodome, Minneapolis, MN	N.C. State, 66-64
&27,284	March 17, 2005	Cincinnati	RCA Dome, Indianapolis, IN	Cincinnati, 76-64
&25,759	March 14, 1991	East Tennessee State	Metrodome, Minneapolis, MN	Iowa, 76-73
#23,697	March 12, 2005	Wisconsin	United Center, Chicago, IL	Wisconsin, 59-56
#23,418	March 10, 2001	Penn State	United Center, Chicago, IL	Iowa, 94-74
&23,229	March 25, 1988	Arizona	Kingdome, Seattle, WA	Arizona, 99-79
&23,229	March 22, 1987	UNLV	Kingdome, Seattle, WA	UNLV, 84-81
&22,914	March 20, 1987	Oklahoma	Kingdome, Seattle, WA	Iowa, 93-91
*22,797	Jan. 3, 1990	Northern Iowa	UNI-Dome, Cedar Falls, IA	UNI, 77-74
*22,508	Nov. 27, 1982	Brigham Young	Marriott Activities Center, Provo, UT	Iowa, 91-80
#22,081	March 11, 2001	Indiana	United Center, Chicago, IL	Iowa, 63-61
#21,739	March 9, 2001	Ohio State	United Center, Chicago, IL	Iowa, 75-66
#21,711	March 6, 1998	Michigan	United Center, Chicago, IL	Michigan, 77-66
#21,517	March 11, 2005	Michigan State	United Center, Chicago, IL	Iowa, 71-69
*21,175	Jan. 7, 1989	North Carolina	Smith Center, Chapel Hill, NC	Iowa, 98-97
#20,003	March 8, 2001	Northwestern	United Center, Chicago, IL	Iowa, 72-55
#19,627	March 10, 2000	Michigan State	United Center, Chicago, IL	Michigan State, 75-65
*19,548	Nov. 12, 1999	Stanford	Madison Square Garden, New York, NY	Stanford, 72-58
*19,548	Nov. 11, 1999	Connecticut	Madison Square Garden, New York, NY	Iowa, 70-68
#19,269	March 5, 1999	Wisconsin	United Center, Chicago, IL	Wisconsin, 77-64
*19,213	Nov. 29, 2003	Louisville	Conseco Fieldhouse, Indianapolis, IN	Iowa, 70-69 (OT)
*19,200	Jan. 5, 2002	Ohio State	Schottenstein Center, Columbus, OH	OSU, 72-62
*19,100	Feb. 9, 2000	Ohio State	Schottenstein Center, Columbus, OH	Iowa, 67-64
#19,066	March 10, 2005	Purdue	United Center, Chicago, IL	Iowa, 71-52
*19,042	Dec. 10, 1991	Northern Iowa	UNI-Dome, Cedar Falls, IA	Iowa, 108-85

* - Regular season game

- Big Ten Tournament

& - NCAA Tournament

BEST ATTENDANCE YEARS

All Games

Year	Games	Attendance	Avg.	National Ranking
1990	28	428,799	15,314	19th
2000	30	452,141	15,071	17th
2002	35	526,451	15,041	5th
1992	30	434,226	14,474	13th
2001	35	499,990	14,285	9th
1999	30	426,044	14,201	19th
1984	28	393,344	14,048	13th
1991	32	446,586	13,956	10th
1994	27	374,614	13,875	---
1983	31	422,438	13,627	7th
1996	32	431,697	13,491	17th
1988	34	457,970	13,470	11th
1989	33	444,354	13,465	16th
1995	33	441,931	13,392	9th
1985	32	425,347	13,292	8th
1987	35	459,827	13,138	8th
2004	29	380,509	13,121	---
1993	32	412,067	12,877	14th
1980	33	421,007	12,758	8th
2006	34	432,602	12,724	---
2003	31	393,417	12,691	---
1982	29	363,355	12,529	11th
1997	32	399,114	12,472	---
1981	28	348,970	12,463	23rd
2012	33	410,659	12,444	---
1998	31	385,704	12,442	---
2012	35	432,496	12,357	---
1986	32	392,260	12,258	15th
2005	33	401,804	12,176	---
2007	31	362,462	11,692	---
2011	31	343,977	11,096	---
2008	32	347,626	10,863	---
2010	32	347,370	10,855	---
2009	32	343,018	10,719	---

Home Games

Year	Games	Attendance	Avg.	National Ranking
1989	17	263,500	15,500	9th
2001	16	248,000	15,500	12th
1990	16	248,000	15,500	12th
1988	16	248,000	15,500	10th
1984	14	216,300	15,450	8th
1996	15	231,244	15,416	11th
1992	15	230,143	15,343	13th
1994	15	229,676	15,312	9th
1993	16	243,446	15,215	10th
2002	17	258,511	15,207	12th
1995	18	273,540	15,197	12th
2000	13	197,030	15,156	13th
1985	18	286,131	15,060	8th
1991	17	252,856	14,874	13th
1983	14	207,444	14,817	8th
1986	13	192,068	14,774	9th
1987	15	218,892	14,593	12th
1997	16	233,368	14,586	10th
1999	15	212,595	14,173	17th
1998	16	223,404	13,963	14th
1970	12	160,791	13,399	4th
1980	13	173,745	13,365	11th
1982	13	173,745	13,365	12th
1981	14	185,876	13,276	13th
2003	18	238,233	13,235	20th
2004	14	181,680	12,977	23rd
2007	16	195,139	12,196	26th
2006	17	204,102	12,006	25th
2005	16	190,413	11,901	22nd
2012	19	238,170	11,908	TBA
2011	16	186,157	11,635	---
2008	18	193,700	10,761	---
2009	17	184,643	10,861	---
2010	18	171,902	9,550	---

Note: Iowa home games moved from Iowa Fieldhouse (13,365) to Carver-Hawkeye Arena (15,500) for the final 10 home games in 1983. Due to renovations to Carver-Hawkeye Arena in 2012, the capacity dropped from 15,500 to 15,400.

Biggest Margins of Victory

Year	Score	Opponent	Margin
1945	101-23	Western Illinois	78
1944	103-31	Chicago	72
1946	91-26	South Dakota	65
1946	87-25	Augustana	62
1902	66-4	Wilton	62
1966	111-50	Pepperdine	61
1903	68-7	Wilton	61
1985	99-39	Illinois Wesleyan	60
1998	96-37	Puerto Rico-Mayaguez	59
1906	70-12	Coe	58
1907	73-16	Northern Iowa	57
1973	101-44	Chicago State	57
1992	101-45	Maryland-Eastern Shore	56
1993	85-29	Texas-Pan American	56
1993	101-47	at American-Puerto Rico	54
1986	101-48	Wisconsin	53
1949	78-26	Ithaca	52
1996	93-41	Western Illinois	52
2010	111-50	SIU-Edwardsville	51
1908	63-12	Cedar Rapids (YMCA)	51
1970	111-60	at Hawaii	51
1945	87-37	South Dakota State	50
1916	55-6	Iowa Wesleyan	49
1985	89-40	Georgia State	49
1998	112-64	North Texas	48
1944	82-34	Western Illinois	48
1987	95-47	Delaware	48
1980	113-66	Colorado State	47
1995	126-79	Morgan State	47
1993	104-58	Central Connecticut State	46
1996	104-58	East Tennessee State	46
1998	105-60	Chicago State	45
1906	65-20	at Coe	45
1906	70-25	at Northern Iowa	45
1992	121-76	Centenary	45
2011	96-53	Chicago State	43
1944	63-20	Denver	43
1965	111-68	Michigan State	43
1980	86-43	Northern Illinois	43
1981	98-55	Detroit	43
1985	89-46	Morehead State	43
1996	110-67	Texas Southern	43
2007	101-59	Georgia State	42
2002	101-59	Drake	42
1906	51-9	Northern Iowa	42
1962	88-46	Nevada	42
1978	107-65	Denver	42
2011	105-64	Central Arkansas	41
1905	50-9	Coe	41
1933	52-11	at Drake	41
1947	73-32	South Dakota State	41
1961	105-64	Arizona	41
1965	106-55	North Dakota	41
1981	112-71	Nevada-Reno	41
1909	49-9	Northern Iowa	40
1979	95-55	Illinois Wesleyan	40
1985	105-65	Wisconsin	40
1991	104-64	at Chaminade	40
1997	67-37	at Chaminade	40

Biggest Margins of Defeat

Year	Score	Opponent	Margin
1975	49-102	at Indiana	53
1990	71-118	at Indiana	47
1974	67-105	at Kansas State	38
1975	60-97	at Oregon State	37
1902	10-47	at Minnesota	37
2010	53-88	at Minnesota	35
1975	54-89	at Kansas	35
1975	72-107	at Purdue	35
1974	54-89	at Indiana	35
1972	72-106	at UCLA	34
1914	13-47	at Chicago	34
1990	85-118	at Illinois	33
2007	49-81	at Michigan State	32
1943	34-66	at Illinois	32
2008	48-79	at Ohio State	31
1995	79-110	at Indiana	31
1990	96-127	at Michigan	31
1949	49-80	at Illinois	31
1905	17-48	at Minnesota	31

Iowa Streaks

All-game Wins:	18, 1986-87
All-game Home Wins:	24, 1946-47 to 1948-49
All games, in CHA:	22, 2004-05 to 2006-07
Most Home Wins, Season:	17 (17-0), 2005-06
All-game Road Wins:	8, 1955-56 season; 1969-70 season
Non-conference Wins:	33, 1944-45 to 1949-50
Non-conf. Home Wins:	77, 1942-43 to 1958-59
Non-conf. Away Wins:	9, 1979-80
Big Ten Wins:	14, 1969-70 season
Big Ten Home Wins:	14, 1980-81 to 1981-82
Big Ten Wins, CHA:	12, 2004-05 to 2006-07
Big Ten Away Wins:	7, 1955-56 season; 1969-70 season
Season-opener Wins:	31, 1978-79 to 2008-09
Home-opener Wins:	45, 1963-64 to 2008-09
Away-opener Wins:	8, 1930-31 to 1937-38
All-game Losses:	8, 1929-30 to 1930-31; 1973-74 season
All-game Home Losses:	6, 1929-30 to 1930-31
All-game Away Losses:	18, 2008-09 to 2009-10
Non-conference Losses:	8, 1929-30 to 1930-31
Non-conf. Home Losses:	5, 1929-30 to 1939-31
Non-conf. Away Losses:	6, 2007-08 to 2010-11
Big Ten Losses:	10, 1910-11 to 1912-13
Big Ten Home Losses:	5, 1910-11 to 1912-13
Big Ten Away Losses:	13, 1928-29 to 1931-32
Season-opener Losses:	2, 1930-31 to 1931-32, 1969-70 to 1970-71, 2009-10 to 2010-11
Home-opener Losses:	2, 1930-31 to 1931-32, 2009-10 to 2010-11
Away-opener Losses:	5, 1967-68 to 1971-72

Iowa's Longest Winning Streaks

Wins	Year	Overall	Final Record	Big Ten
18	1986-87	30-5		14-4
17	1955-56	20-6		13-1
16	1969-70	20-5		14-0
12	1951-52	19-3		11-3
12	1943-44	14-4		9-3
11	1998-99	20-10		9-7
11	1992-93	23-9		11-7
11	1922-23	13-2		11-1

Big Ten Records Held by Iowa
Team -- All Games

Steals, Game:	23, vs. Northwestern, 2/2/86
	23, vs. Northern Iowa, 12/7/94
Steals, Season:	365, 1994-95
Free Throws, Season:	753, 2000-01
Free Throw Attempts, Season:	1,068, 2000-01

Individual -- Big Ten Games Only

Three-Point FG%, Game:	1.000 (6-6), Jeff Horner vs. Penn State, 1/31/04 (tie)
	1.000 (6-6), Jim Bartels at Ohio State, 1/25/95 (tie)
	1.000 (6-6), Val Barnes at Penn State, 2/22/93 (tie)

Team -- Big Ten Games Only

Points, Season:	1,642, 1988
Points per game, Season:	102.9 (1,441 in 14 games), 1970
Field Goals per game, Season:	39.9 (559 in 14 games), 1970
Steals, Season:	184, 1994
Steals, Single game:	23 vs. Northwestern, 2/22/86
Turnovers Forced, Per Game:	19.1, 1995
Three-Point FG Made, Season:	158, 1995
Three-Point FG Attempts, Season:	413, 1995

Big Ten Tournament Records
Individual -- Game

Free Throw Percentage	100% (11-11), Kyle Galloway vs. Minnesota, 3/9/00
-----------------------	---

Individual -- Championship Game

Assists	10, Jeff Horner vs. Ohio State, 3/12/07 (tie)
---------	---

Individual -- Tournament

Total Points	91, Luke Recker, 2002 (four games)
Field Goals	30, Luke Recker, 2002 (four games)
Total Rebounds	51, Reggie Evans, 2001 (four games)
Free Throw Attempts	35, Dean Oliver, 2001 (four games)
Free Throw Percentage	100% (11-11), Kyle Galloway, 2000 (tie)

Individual -- Career

Total Rebounds	95, Reggie Evans, 2001-02 (eight games)
----------------	---

Team -- Game

Free Throws	36 vs. Penn State, 3/10/01
Free Throw Attempts	48 vs. Penn State, 3/10/01
Points	94 vs. Penn State, 3/10/01 (tie)

Team -- Championship Game

Rebounds	41 vs. Ohio State, 3/12/06
----------	----------------------------

Team -- Tournament

Points	304, 2001 (four games)
Free Throws	106, 2001 (four games)
Free Throw Attempts	152, 2001 (four games)
Total Rebounds	162, 2001 (four games)

Big Ten Tournament Record -- By Team

Team	W	L	Pct.	1st	2nd
Ohio State@	19	9	.679	3	4
Illinois	23	13	.639	2	4
Michigan State	18	12	.600	3	0
Wisconsin	15	13	.536	2	2
Iowa	14	13	.519	2	1
Minnesota#	11	13	.458	0	1
Purdue	9	14	.391	1	1
Penn State	9	15	.375	0	1
Michigan*	8	13	.381	0	0
Indiana	9	15	.375	0	1
Northwestern	6	15	.286	0	0

@ - - Due to NCAA sanctions, Ohio State has vacated the records of 34 games in 1998-99, 16 games in 1999-00 and the entire 2000-01 and 2001-02 seasons.

- - 1998 and 1999 Minnesota appearances voided; record adjusted by NCAA Committee on Infractions.

* - - Due to NCAA sanctions, Michigan has vacated the records from the 1992 Final Four, the 1992-93, 1995-96, 1996-97, 1997-98 and 1998-99 seasons.

All-Time Record -- By Seed

Seed	2012	2011	2010	2009	2008	2007	2006	2005	2004	2003	2002	2001	2000	1999	1998	Total
#1	3-0	3-0	3-0	1-1	3-0	3-0	2-1	3-0	2-1	0-1	0-1	1-1	0-1	3-0	0-1	26-8
#2	1-1	0-1	1-1	1-1	0-1	2-1	3-0	0-1	3-0	3-0	3-0	0-1	3-0	1-1	1-1	18-9
#3	2-1	0-1	0-1	3-0	0-1	0-1	0-1	2-1	1-1	0-1	1-1	0-1	0-1	0-1	2-1	11-13
#4	1-1	1-1	0-1	0-1	1-1	0-1	0-1	0-1	0-1	0-1	1-1	2-1	2-1	1-1	0-0*	9-14
#5	1-1	0-1	1-1	2-1	0-1	1-1	1-1	1-1	1-1	1-1	0-1	0-1	0-1	0-1	0-1	9-15
#6	1-1	3-1	3-1	1-1	2-1	2-1	2-1	1-1	1-1	2-1	1-1	4-0	2-1	0-0#	1-1	26-13
#7	0-1	2-1	1-1	1-1	0-1	1-1	0-1	2-1	0-1	0-1	0-1	2-1	1-1	0-1	0-1	10-15
#8	1-1	1-1	1-1	1-1	0-1	1-1	1-1	1-1	1-1	3-1	0-1	1-1	0-1	1-1	0-0#	13-14
#9	0-1	0-1	0-1	0-1	1-1	0-1	0-1	0-1	0-1	0-1	3-1	0-1	2-1	0-1	0-1	6-15
#10	1-1	0-1	0-1	0-1	3-1	0-1	1-1	0-1	1-1	1-1	1-1	0-1	0-1	0-0*	1-1	9-14
#11	0-1	0-1	0-1	0-1	0-1	0-1	0-1	0-1	0-1	0-1	0-1	0-1	0-1	3-1	0-1	3-15
#12	0-1	---	---	---	---	---	---	---	---	---	---	---	---	---	---	0-1

All-Time Coaches Record (by victories)

Coch. School	W	L	Pct.
Thad Matta, Ohio State	16	5	.762
Bill Self, Illinois	5	2	.714
Steve Alford, Iowa	13	6	.684
Lon Kruger, Illinois	6	3	.667
Tom Izzo, Michigan State	18	12	.600
Bruce Weber, Illinois	12	8	.600
Tubby Smith, Minnesota	7	5	.583
Dick Bennett, Wisconsin	4	3	.571
Bo Ryan, Wisconsin	11	9	.550
Mike Davis, Indiana	7	6	.539
Matt Painter, Purdue	6	6	.500
John Beilein, Michigan	5	5	.500
Jim O'Brien, Ohio State@	3	4	.429
Jerry Dunn, Penn State	4	6	.400
Ed DeChillis, Penn State	5	8	.385
Dan Monson, Minnesota	4	7	.364
Tommy Amaker, Michigan	3	6	.333
Bill Carmody, Northwestern	5	12	.294
Gene Keady, Purdue	3	8	.273
Bob Knight, Indiana	1	3	.250
Kevin O'Neil, Northwestern	1	3	.250
Tom Crean, Indiana	1	4	.200
Todd Lickliter, Iowa	0	3	.000
Tom Davis, Iowa	0	2	.000
Brian Ellerbe, Michigan*	0	2	.000
Kelvin Sampson, Indiana	0	1	.000
Dan Dakich, Indiana	0	1	.000
Jim Molinari, Minnesota	0	1	.000
Brad Soderberg, Wisconsin	0	1	.000
Doc Sadler, Nebraska	0	1	.000
Pat Chambers, Penn State	0	1	.000
Fran McCaffery, Iowa	1	2	.333

Note: Current coaches in bold.

FRESHMAN SINGLE-SEASON LEADERS

Points Per Game

1.	18.1	Dick Ives, 1943-44
2.	15.3	Jess Settles, 1993-94
3.	15.0	Ricky Davis, 1997-98
4.	14.9	Tyler Smith, 2006-07
5.	14.4	Dave Danner, 1943-44
6.	13.4	Ronnie Lester, 1976-77
7.	12.5	Roy Marble, 1985-86
8.	11.1	Aaron White, 2011-12
9.	11.0	Melsahn Basabe, 2010-11
10.	10.6	Matt Gatens, 2008-09

Total Points

1.	464	Ricky Davis, 1997-98
2.	461	Tyler Smith, 2006-07
3.	414	Jess Settles, 1993-94
4.	399	Roy Marble, 1985-86
5.	389	Aaron White, 2011-12
6.	363	Ronnie Lester, 1976-77
7.	357	Ray Thompson, 1988-89
8.	345	Matt Gatens, 2008-09
9.	342	Melsahn Basabe, 2010-11
10.	339	Guy Rucker, 1996-97

Field Goal Percentage (minimum 2 made/game)

1.	.597 (148-248)	Ray Thompson, 1988-89
2.	.574 (156-272)	Jess Settles, 1993-94
3.	.572 (131-229)	Melsahn Basabe, 2010-11
4.	.526 (91-173)	Greg Brunner, 2002-03
5.	.525 (85-162)	Joey Range, 1998-99
6.	.523 (157-300)	Roy Marble, 1985-86
7.	.518 (146-282)	Guy Rucker, 1996-97

Free Throw Percentage (minimum 2 att./game)

1.	.904 (75-83)	Matt Gatens, 2008-09
2.	.789 (86-109)	Jess Settles, 1993-94
3.	.767 (56-89)	Jeff Horner, 2002-03
4.	.762 (96-126)	Dean Oliver, 1997-98
5.	.750 (72-96)	Kevin Boyle, 1978-79
6.	.727 (96-132)	Tyler Smith, 2006-07
7.	.722 (78-108)	Glen Worley, 2000-01
8.	.720 (85-118)	Roy Marble, 1985-86

3-Point Field Goal Percentage (1 att./game)*

1.	.435 (30-69)	Jake Kelly, 2007-08
2.	.403 (52-129)	Matt Gatens, 2008-09
3.	.396 (19-48)	Ryan Luehrsmann, 1996-97
4.	.381 (16-42)	Jess Settles, 1993-94
5.	.373 (47-126)	Brody Boyd, 2000-01
6.	.372 (45-121)	Josh Oglesby, 2011-12
7.	.359 (14-39)	Kevin Smith, 1990-91
8.	.321 (44-137)	Chris Kingsbury, 1993-94

Rebounds

1.	210	Melsahn Basabe, 2010-11
2.	203	Jess Settles, 1993-94
3.	201	Michael Payne, 1981-82
4.	199	Aaron White, 2011-12
5.	186	Kevin Boyle, 1978-79
6.	181	Guy Rucker, 1996-97
7.	162	Greg Brunner, 2002-03
8.	157	Roy Marble, 1985-86

Assists**

1.	140	Jeff Horner, 2002-03
2.	131	Dean Oliver, 1997-98
3.	122	Cully Payne, 2009-10
4.	114	Pierre Pierce, 2001-02
5.	111	Tyler Smith, 2006-07
6.	101	Kevin Smith, 1990-91
7.	98	Ronnie Lester, 1976-77
8.	92	Jeff Peterson, 2007-08

Steals***

1.	45	Tyler Smith, 2006-07
	45	Kenyon Murray, 1992-93
	45	Ray Thompson, 1988-89
4.	42	Dean Oliver, 1997-98
5.	41	Kevin Smith, 1990-91
6.	40	Jeff Horner, 2002-03
	40	Joey Range, 1998-99
	40	Jess Settles, 1993-94

Blocked Shots***

1.	52	Chris Street, 1990-91
2.	50	Acie Earl, 1989-90
3.	41	Melsahn Basabe, 2010-11
4.	39	Guy Rucker, 1996-97
5.	34	Ryan Bowen, 1994-95
6.	30	Greg Stokes, 1981-82
7.	26	Eric May, 2009-10
8.	23	Aaron White, 2011-12
	23	Kenyon Murray, 1992-93
	23	Michael Payne, 1981-82

* - 3-point field goals did not exist prior to 1986-87

** - Assists were not recorded prior to 1974-75

*** - Blocks and steals were not recorded prior to 1979-80

Points Per Game

1.	19.9	Ronnie Lester, 1977-78
2.	17.7	Greg Stokes, 1982-83
3.	16.8	Chris Kingsbury, 1995-96
4.	16.3	Acie Earl, 1990-91
5.	16.1	Pierre Pierce, 2003-04
6.	15.8	Don Nelson, 1959-60
7.	15.6	Jess Settles, 1994-95
8.	14.9	Roy Marble, 1986-87
9.	14.2	Adam Haluska, 2004-05
10.	14.0	Andre Woolridge, 1994-95
	14.0	Gerry Jones, 1964-65

Total Points

1.	553	Chris Kingsbury, 1995-96
2.	548	Greg Stokes, 1982-83
3.	536	Ronnie Lester, 1977-78
4.	520	Roy Marble, 1986-87
	520	Acie Earl, 1990-91
6.	468	Pierre Pierce, 2003-04
7.	467	Adam Haluska, 2004-05
8.	461	Andre Woolridge, 1994-95
9.	444	Kenny Arnold, 1979-80
10.	434	B.J. Armstrong, 1986-87

Field Goal Percentage (minimum 2 made/game)

1.	.604 (55-91)	Ryan Bowen, 1995-96
2.	.564 (114-202)	Chris Street, 1991-92
3.	.557 (199-357)	Roy Marble, 1986-87
4.	.543 (219-403)	Greg Stokes, 1982-83
5.	.549 (123-224)	Greg Brunner, 2003-04
6.	.532 (84-158)	Jeff Moe, 1985-86
7.	.524 (109-208)	Melsahn Basabe, 2011-12
8.	.522 (72-138)	Steve Waite, 1978-79
9.	.519 (153-295)	B.J. Armstrong, 1986-87
10.	.513 (163-318)	Kevin Boyle, 1979-80

Free Throw Percentage (minimum 2 att./game)

1.	.860 (98-114)	Jeff Horner, 2003-04
2.	.849 (45-53)	Bob Hansen, 1980-81
3.	.841 (69-82)	Kyle Galloway, 1999-00
	.841 (53-63)	Troy Skinner, 1989-90
5.	.835 (66-79)	Jake Kelly, 2008-09
6.	.832 (84-101)	Matt Gatens, 2009-10
7.	.819 (86-105)	Dick Peth, 1976-77
8.	.809 (38-47)	Ben McGilmer, 1965-66
9.	.808 (105-130)	Adam Haluska, 2004-05
10.	.803 (98-122)	Chris Kingsbury, 1994-95

3-Point Field Goal Percentage (1 att./game)*

1.	.522 (70-134)	Kent McCausland, 1996-97
2.	.449 (22-49)	Zach McCabe, 2011-12
3.	.425 (65-153)	Jeff Horner, 2003-04
4.	.420 (34-81)	Brody Boyd, 2001-02
5.	.409 (38-98)	Val Barnes, 1990-91
6.	.397 (23-58)	Jeff Peterson, 2008-09
7.	.394 (117-297)	Chris Kingsbury, 1994-95
8.	.393 (22-56)	Roy Devyn Marble, 2011-12
9.	.390 (23-59)	Ryan Leuhrmann, 1997-98
10.	.389 (58-149)	Adam Haluska, 2004-05

Rebounds

1.	247	Chris Street, 1991-92
2.	241	Don Nelson, 1959-60
3.	239	Greg Brunner, 2003-04
4.	234	Gerry Jones, 1964-65
5.	227	Kevin Kunnert, 1970-71
6.	223	Greg Stokes, 1982-83
7.	197	Ed Hortgon, 1986-87
8.	185	Aaron Fuller, 2009-10
9.	178	Roy Marble, 1986-87
10.	171	Clay Hargrave, 1976-77

Assists**

1.	190	Andre Woolridge, 1994-95
2.	163	Ronnie Lester, 1977-78
3.	148	B.J. Armstrong, 1986-87
4.	142	Kenny Arnold, 1979-80
5.	140	Mon'ter Glesper, 1993-94
6.	136	Dean Oliver, 1998-99
7.	126	Roy Devyn Marble, 2011-12
8.	123	Jeff Horner, 2003-04
9.	115	Ryan Luehrmann, 1997-98
10.	110	Kevin Smith, 1991-92

Steals***

1.	56	Kenyon Murray, 1993-94
2.	53	Roy Devyn Marble, 2011-12
3.	51	Dean Oliver, 1998-99
4.	50	B.J. Armstrong, 1986-87
5.	45	Mon'ter Glesper, 1993-94
6.	43	James Moses, 1989-90
7.	42	Andre Woolridge, 1994-95
8.	41	Ryan Luehrmann, 1997-98
	41	Chris Kingsbury, 1994-95

Blocked Shots***

1.	79	Greg Stokes, 1982-83
2.	40	Erek Hansen, 2003-04
3.	36	Melsahn Basabe, 2011-12
4.	32	Greg Brunner, 2003-04
5.	31	Glen Worley, 2001-02
6.	25	Jared Reiner, 2001-02
	25	J.R. Koch, 1996-97
8.	20	Guy Rucker, 1997-98
	20	Ryan Bowen, 1995-96

* - - 3-point field goals did not exist prior to 1986-87

** - - Assists were not recorded prior to 1974-75

*** - - Blocks and steals were not recorded prior to 1979-80

Note: Players listed in boldface are current players.

JUNIOR SINGLE-SEASON LEADERS

Points Per Game

1.	23.7	Don Nelson, 1960-61
2.	22.6	Sam Williams, 1966-67
3.	21.1	Chris Pervall, 1964-65
4.	19.7	John Johnson, 1968-69
5.	19.5	Acie Earl, 1991-92
6.	18.7	Ronnie Lester, 1978-1979
7.	18.6	Bruce King, 1975-76
8.	18.1	Luke Recker, 2000-01
9.	17.9	Fred Brown, 1969-70
10.	17.8	Pierre Pierce, 2004-05

Total Points

1.	592	B.J. Armstrong, 1987-88
2.	586	Acie Earl, 1991-92
3.	570	Don Nelson, 1960-61
4.	544	Sam Williams, 1966-67
5.	529	Reggie Evans, 2000-01
6.	524	Ronnie Lester, 1978-1979
7.	522	Roy Marble, 1987-88
8.	507	Chris Pervall, 1964-65
9.	485	Greg Brunner, 2004-05
10.	484	Jess Settles, 1995-96

Field Goal Percentage (minimum 2 made/game)

1.	.600 (75-125)	J.R. Koch, 1997-98
2.	.592 (138-233)	Gerry Wright, 1985-1986
3.	.592 (109-184)	Rodell Davis, 1990-91
4.	.574 (163-284)	Greg Stokes, 1983-1984
5.	.566 (103-182)	Jarryd Cole, 2009-10
6.	.564 (66-117)	Matt Bullard, 1988-89
7.	.564 (53-94)	Les Jepsen, 1988-89
8.	.554 (190-343)	Roy Marble, 1987-88
9.	.553 (120-217)	Ryan Bowen, 1996-97
10.	.541 (92-170)	Jared Reiner, 2002-03

Free Throw Percentage (minimum 2 att./game)

1.	.878 (65-74)	Ben McGilmer, 1968-69
2.	.874 (76-87)	Matt Gatens, 2010-11
3.	.862 (81-94)	Val Barnes, 1991-92
4.	.862 (163-189)	Glenn Vidnovic, 1968-69
5.	.856 (77-90)	Luke Recker, 2000-01
6.	.849 (124-146)	B.J. Armstrong, 1987-88
7.	.848 (112-132)	Adam Haluska, 2005-06
8.	.845 (136-161)	Ronnie Lester, 1978-79
9.	.845 (98-116)	Troy Skinner, 1990-91
10.	.829 (87-105)	Jimmy Rodgers, 1963-64

3-Point Field Goal Percentage (1 att./game)*

1.	.471 (16-34)	J.R. Koch, 1997-98
2.	.460 (74-161)	Kent McCausland, 1997-98
3.	.455 (45-99)	Justin Johnson, 2006-07
4.	.453 (62-137)	B.J. Armstrong, 1987-88
5.	.431 (47-109)	Luke Recker, 2000-01
6.	.408 (86-211)	Jeff Horner, 2004-05
7.	.401 (57-142)	Rob Griffin, 1999-00
8.	.395 (17-34)	Matt Bullard, 1988-89
9.	.390 (16-41)	Glen Worley, 2002-03
10.	.383 (62-162)	Tony Freeman, 2007-08

Rebounds

1.	416	Reggie Evans, 2000-01
2.	292	Bruce King, 1975-76
3.	275	Greg Brunner, 2004-05
4.	264	Ryan Bowen, 1996-97
5.	258	Don Nelson, 1960-61
6.	256	John Johnson, 1968-69
7.	249	George Peeples, 1964-65
8.	239	Jess Settles, 1995-96
9.	234	Acie Earl, 1991-92
10.	231	Jared Reiner, 2002-03

Assists**

1.	193	Andre Woolridge, 1995-96
2.	182	Bryce Cartwright, 2010-11
3.	180	Jeff Horner, 2004-05
4.	155	B.J. Armstrong, 1987-88
5.	147	Ronnie Lester, 1978-1979
6.	134	Steve Carfino, 1982-1983
7.	126	Dean Oliver, 1999-00
8.	110	Kevin Smith, 1992-93
9.	110	Kenny Arnold, 1980-1981
10.	99	Jess Settles, 1995-96

Steals***

1.	62	Dean Oliver, 1999-00
2.	61	B.J. Armstrong, 1987-88
3.	60	Roy Marble, 1987-88
4.	58	Kenyon Murray, 1994-95
5.	55	Ryan Bowen, 1996-97
6.	52	Jim Bartels, 1993-94
7.	49	Pierre Pierce, 2004-05
8.	48	Jess Settles, 1995-96
9.	47	Jeff Horner, 2004-05
10.	41	Chauncey Leslie, 2001-02

Blocked Shots***

1.	121	Acie Earl, 1991-92
2.	83	Erek Hansen, 2004-05
3.	58	Greg Stokes, 1983-1984
4.	53	Kurt Looby, 2006-07
5.	34	Glen Worley, 2002-03
6.	34	Jared Reiner, 2002-03
7.	33	Gerry Wright, 1985-1986
8.	32	Greg Brunner, 2004-05
9.	29	Ryan Bowen, 1996-97
10.	28	J.R. Koch, 1997-98
11.	28	Les Jepsen, 1988-89

* - 3-point field goals did not exist prior to 1986-87

** - Assists were not recorded prior to 1974-75

*** - Blocks and steals were not recorded prior to 1979-80

Note: Players listed in boldface are current players.

Points Per Game

1.	27.9	John Johnson, 1969-70
2.	27.6	Fred Brown, 1970-71
3.	25.3	Sam Williams, 1967-68
4.	21.0	Bruce King, 1976-77
5.	20.5	Adam Haluska, 2006-07
	20.5	Roy Marble, 1988-89
7.	20.2	Andre Woolridge, 1996-97
8.	19.5	Scott Thompson, 1975-76
9.	19.2	Kevin Kunnert, 1972-73
10.	19.1	Chad Calabria, 1969-70
	19.1	Chris Pervall, 1965-66

Total Points

1.	699	John Johnson, 1969-70
2.	675	Roy Marble, 1988-89
3.	662	Fred Brown, 1970-71
4.	645	Andre Woolridge, 1996-97
5.	637	Adam Haluska, 2006-07
6.	632	Sam Williams, 1967-68
7.	604	Ed Horton, 1988-89
8.	600	Luke Recker, 2001-02
9.	596	B.J. Armstrong, 1988-89
10.	567	Bruce King, 1976-77
	567	Scott Thompson, 1975-76

Field Goal Percentage (minimum 2 made/game)

1.	.609 (151-248)	Russ Millard, 1995-96
2.	.607 (91-150)	Kent Hill, 1987-88
3.	.603 (164-272)	Ryan Bowen, 1997-98
4.	.594 (63-106)	Michael Ingram, 1989-90
5.	.590 (184-312)	Bill Jones, 1987-88
6.	.581 (93-160)	Erik Hansen, 2005-06
7.	.563 (289-508)	John Johnson, 1969-70
8.	.568 (92-162)	Jarryd Cole, 2010-11
9.	.565 (70-124)	Al Lorenzen, 1987-88

Free Throw Percentage (minimum 2 att./game)

1.	.885 (108-122)	Luke Recker, 2001-02
2.	.870 (167-192)	Adam Haluska, 2006-07
	.870 (114-131)	Tom Chapman, 1966-67
4.	.854 (111-130)	Matt Gatens, 2011-12
5.	.851 (63-74)	Rick Williams, 1972-73
6.	.845 (93-110)	Jimmy Rodgers, 1964-65
7.	.840 (68-81)	Dick Peth, 1978-79
8.	.837 (41-49)	Mike Heitman, 1959-60
9.	.833 (160-192)	B.J. Armstrong, 1988-89
10.	.829 (126-152)	Fred Brown, 1970-71

3-Point Field Goal Percentage (1 att./game)*

1.	.475 (29-61)	Michael Reaves, 1987-88
2.	.471 (33-70)	Ryan Hogan, 2001-02
3.	.440 (22-50)	Russ Millard, 1995-96
4.	.421 (59-140)	Kent McCausland, 1998-99
5.	.413 (92-223)	Luke Recker, 2001-02
	.413 (59-143)	Jim Bartels, 1994-95
7.	.410 (75-183)	Matt Gatens, 2011-12
8.	.397 (46-116)	B.J. Armstrong, 1988-89
9.	.396 (21-53)	Roy Marble, 1988-89
10.	.389 (58-149)	Andre Woolridge, 1996-97

Rebounds

1.	378	Reggie Evans, 2001-02
2.	350	Ed Horton, 1988-89
3.	334	Kevin Kunnert, 1972-73
4.	332	Bruce King, 1976-77
5.	314	Greg Brunner, 2005-06
6.	281	Les Jepsen, 1989-90
7.	276	Dan Frost, 1975-76
8.	273	Sam Williams, 1967-68
9.	268	Brad Lohaus, 1986-87
10.	267	Clay Hargrave, 1978-79

Assists**

1.	192	Andre Woolridge, 1996-97
2.	191	Cal Wulfsberg, 1975-76
3.	173	B.J. Armstrong, 1988-89
4.	169	Jeff Horner, 2005-06
5.	168	Dean Oliver, 2000-01
6.	154	Bryce Cartwright, 2011-12
7.	136	Vince Brookins, 1980-81
8.	119	Andre Banks, 1985-86
9.	114	Bob Hansen, 1982-83
10.	101	Bill Jones, 1987-88

Steals***

1.	79	Ryan Bowen, 1997-98
2.	70	Jim Bartels, 1994-95
3.	68	Brody Boyd, 2003-04
4.	66	Andre Banks, 1985-86
	66	Steve Carfino, 1983-84
6.	59	B.J. Armstrong, 1988-89
7.	56	Luke Recker, 2001-02
8.	54	Reggie Evans, 2001-02
9.	50	Dean Oliver, 2000-01
	50	Mon'ter Gasper, 1995-96
	50	Roy Marble, 1988-89

Blocked Shots***

1.	89	Erik Hansen, 2005-06
2.	88	Acie Earl, 1992-93
3.	43	Kurt Looby, 2007-08
4.	41	Ryan Bowen, 1997-98
5.	37	Brad Lohaus, 1986-87
6.	32	J.R. Koch, 1998-99
7.	31	Les Jepsen, 1989-90
8.	28	Doug Thomas, 2005-06
9.	26	James Winters, 1993-94
10.	25	Russ Millard, 1995-96

* - 3-point field goals did not exist prior to 1986-87

** - Assists were not recorded prior to 1974-75

*** - Blocks and steals were not recorded prior to 1979-80

Iowa In Overtime

One Overtime.....Date

Wisconsin 36, Iowa 30.....	1916
Illinois 40, Iowa 33.....	1927
Michigan 31, Iowa 29.....	1927
Pittsburgh 44, Iowa 40.....	1928
Minnesota 24, Iowa 22.....	3/5/32
Iowa 39, Minnesota 33.....	1/14/35
Michigan 31, Iowa 27.....	2/3/36
Marquette 49, Iowa 43.....	12/30/39
Iowa 63, Minnesota 61.....	1/28/46
Iowa 57, Northwestern 54.....	2/2/48
Iowa 47, Texas Christian 46.....	12/22/48
Iowa 70, Oregon 69.....	12/30/49
Wisconsin 66, Iowa 62.....	2/13/50
Iowa 81, Minnesota 79.....	3/2/53
Iowa 86, Minnesota 82.....	2/13/54
Iowa 83, Minnesota 73.....	2/25/56
DePaul 73, Iowa 72.....	12/28/56
Iowa 77, Oregon State 67.....	12/21/57
Northwestern 82, Iowa 80.....	1/13/58
Iowa 66, Northwestern 65.....	2/9/63
Creighton 77, Iowa 72.....	12/16/63
Minnesota 85, Iowa 84.....	3/9/65
Wisconsin 96, Iowa 95.....	2/18/67
Iowa 75, Indiana 74.....	2/25/67
Iowa 90, Wisconsin 87.....	3/7/67
Iowa 64, Tennessee 59.....	12/28/67
Iowa 80, St. Louis 77.....	12/30/67
Iowa 74, Ohio State 72.....	1/13/68
Michigan 99, Iowa 92.....	1/4/69
Iowa 84, Northwestern 80.....	2/11/69
Cincinnati 73, Iowa 70.....	12/17/70
Iowa 87, Illinois 84.....	2/15/72
Iowa 65, Minnesota 62.....	1/6/73
Iowa 94, Northwestern 83.....	2/19/73
Iowa 74, Wisc.-Green Bay 67.....	12/29/73
Michigan 86, Iowa 84.....	1/26/74
Wisconsin 86, Iowa 85.....	2/1/75
Northwestern 99, Iowa 92.....	1/19/76
Iowa 84, Illinois 81.....	1/15/77
Iowa 74, Ohio State 70.....	2/14/77
Michigan State 83, Iowa 72.....	1/20/79
Iowa 44, Michigan State 39.....	2/7/80
Iowa 60, Minnesota 58.....	2/12/81
Michigan State 71, Iowa 70.....	3/5/81
Iowa 68, Marquette 65.....	12/5/81
Iowa 69, Ohio State 65.....	2/6/82
Idaho 69, Iowa 67.....	3/14/82
Maryland 70, Iowa 68.....	12/25/84
Iowa 59, Cornell (NY) 56.....	12/27/84
Illinois 59, Iowa 53.....	3/7/85
Iowa 108, Arkansas-Little Rock 99.....	11/25/85
Purdue 76, Iowa 73.....	1/2/86
Iowa 90, North Carolina State 89.....	11/29/86
Iowa 91, Illinois 88.....	1/14/87
Iowa State 102, Iowa 100.....	12/19/87
Wisconsin 73, Iowa 69.....	1/11/90

Iowa 78, Michigan 76.....	1/20/90
Iowa 80, Indiana 79.....	2/21/91
Michigan 80, Iowa 77.....	1/9/92
Purdue 77, Iowa 69.....	1/11/92
Illinois 77, Iowa 72.....	2/23/92
Iowa 96, Michigan State 90.....	1/28/93
Illinois 104, Iowa 97.....	2/11/95
Iowa 101, Connecticut 95.....	11/24/95
Penn State 95, Iowa 87.....	2/3/96
Missouri 80, Iowa 79.....	1/24/98
Iowa 78, Purdue 72.....	2/21/01
Purdue 80, Iowa 77.....	2/1/03
Indiana 91, Iowa 88.....	3/1/03
Iowa 70, Louisville 69.....	11/29/03
Illinois 73, Iowa 68.....	1/20/05
Northwestern 75, Iowa 74.....	1/26/05
Iowa 74, Michigan 72.....	3/5/05
Northern Iowa 67, Iowa 63.....	12/6/05
Louisiana-Monroe 72, Iowa 67.....	11/30/07
Iowa 73, Wisconsin 69.....	1/21/09
Iowa 70, Michigan 60.....	2/22/09
Michigan 80, Iowa 78.....	2/16/10
Wisconsin 62, Iowa 59.....	2/9/11
Michigan 75, Iowa 72.....	2/19/11

Two Overtimes.....Date

Purdue 19, Iowa 17.....	1917
Purdue 52, Iowa 49.....	2/24/41
Wyoming 94, Iowa 87.....	12/29/67
Iowa 65, Northwestern 58.....	3/3/75
Iowa 94, Wisconsin 93.....	3/5/77
Iowa 87, Pennsylvania 84.....	12/29/78
Ohio State 89, Iowa 83.....	1/27/83
Iowa State 76, Iowa 72.....	1/14/84
Illinois 54, Iowa 52.....	2/2/84
Michigan 108, Iowa 107.....	2/9/89
North Carolina State 102, Iowa 96.....	3/19/89
Michigan 83, Iowa 82.....	1/11/95
Iowa 83, Drake 76.....	12/28/99
Iowa 99, Missouri 94.....	12/16/00
Iowa 84, Indiana 82.....	2/7/04
Iowa 75, Penn State 67.....	3/7/09

Three Overtimes.....Date

Iowa 112, Purdue 111.....	2/11/74
San Jose State 105, Iowa 103.....	12/21/74
Minnesota 57, Iowa 55.....	2/27/82
Michigan 69, Iowa 67.....	1/19/85
Minnesota 107, Iowa 96.....	3/5/94
Iowa 76, Minnesota 72.....	1/18/06

Four Overtimes.....Date

Iowa 83, California 80.....	12/28/60
-----------------------------	----------

Overtime Totals

Iowa in one overtime:.....	39-41
Iowa in two overtimes:.....	7-9
Iowa in three overtimes:.....	2-4
Iowa in four overtimes:.....	1-0
Total:.....	49-52

Iowa Over The Century Mark (87-6)

Iowa	Opp.	Date
126	Oral Roberts	94 12/30/87
126	Morgan State	79 11/25/94
124	California-Irvine	88 12/5/87
121	Notre Dame	106 3/14/70
121	Centenary	76 1/4/92
119	Wisconsin	100 2/10/70
116	Wisconsin-Milwaukee	80 12/7/68
116	Northwestern	97 2/24/70
116	Northwestern	77 2/9/95
115	Northwestern	101 3/7/70
114	Butler	92 12/27/91
113	Ohio State	92 3/3/70
113	Colorado State	66 12/3/79
112	Purdue	111 (3OT) 2/11/74
112	Drake	73 12/23/78
112	Nevada-Reno	71 12/9/80
112	North Texas	64 11/16/98
111	SIU-Edwardsville	50 11/26/10
111	Michigan State	68 1/16/65
111	Pepperdine	50 12/2/65
111	Hawaii	60 12/30/69
111	Augustana (IL)	81 11/29/75
111	Kent State	76 11/25/78
111	George Mason	82 12/1/84
110	Pan American	64 12/21/87
110	Texas Southern	67 12/16/95
109	Lafayette	68 1/11/88
109	Brown	61 12/2/88
108	Purdue	107 2/28/70
108	Ark.-Little Rock	99 (OT) 11/25/85
108	Northern Iowa	85 12/10/91
107	UNC-Asheville	80 11/23/03
107	Detroit	73 2/5/66
107	Michigan	99 1/6/70
107	Denver	65 12/17/77
107	Minnesota	86 2/20/88
107	Michigan	108 (2OT) 2/9/89
106	North Dakota	65 12/21/64
105	Central Arkansas	64 12/19/11
105	Arizona	64 12/19/60
105	Cincinnati	114 12/18/69
105	Wisconsin	65 1/26/85
105	California-Irvine	103 12/29/86
105	Chicago State	60 11/14/98
104	Indiana	89 2/7/70
104	Rider	71 12/22/86
104	Wisconsin	89 1/25/88
104	Nevada-Las Vegas	86 3/20/88
104	Chaminade	64 12/30/90
104	Central Conn. State	58 1/2/93
104	Lehigh	77 12/3/93
104	Dartmouth	65 12/20/93
104	East Tennessee State	58 12/1/95
103	Chicago	31 2/5/44
103	Creighton	77 12/8/65
103	Michigan State	77 2/14/70
103	Jacksonville	104 3/12/70
103	San Jose State	105 (3OT) 12/21/74
103	Pittsburgh	80 12/30/76

103	Northeastern	80	11/30/86
103	Loyola-Marymount	80	12/6/86
103	Northwestern	76	3/5/87
103	Michigan	120	2/3/88
103	Michigan State	87	3/3/88
103	Wisconsin	70	3/10/88
103	Eastern Michigan	66	12/21/92
103	Drake	68	11/29/94
102	Michigan State	98	2/26/72
102	Dartmouth	87	1/23/88
102	Florida State	98	3/18/88
102	Georgia	76	12/3/88
102	Central Florida	68	12/14/88
102	Northwestern	84	2/2/89
102	Long Island	72	12/17/94
101	Western Illinois	23	12/9/44
101	Purdue	85	2/20/65
101	Drake	78	12/22/69
101	Chicago State	44	12/1/72
101	Wisconsin	48	2/20/86
101	Indiana	88	1/22/87
101	Michigan State	72	2/6/88
101	MD-Eastern Shore	45	11/23/91
101	American-Puerto Rico	47	12/20/92
101	Long Beach State	79	12/4/93
101	Connecticut (OT)	95	11/24/95
101	Long Island	69	11/29/98
101	Drake	59	12/12/01
101	Georgia State	59	12/20/06
100	Creighton	73	12/21/68
100	Indiana	93	1/31/70
100	Wisconsin	76	2/17/73
100	Bradley	96	12/8/75
100	Kansas	81	11/28/87
100	Iowa State	102 (OT)	12/19/87
100	Miss. Valley State	69	12/1/92
100	Colorado	85	12/28/95

Opponents 100 Point Games (5-45)

Minnesota 102, Iowa 81	2/25/57
Illinois 103, Iowa 97	1/12/59
Michigan State 107, Iowa 82	2/15/64
Michigan State 107, Iowa 89	2/22/64
Michigan 103, Iowa 88	2/28/66
Illinois 106, Iowa 90	3/5/66
Cincinnati 114, Iowa 105	12/18/69
Wisconsin 100, Iowa 119	2/10/70
Purdue 107, Iowa 108	2/28/70
Northwestern 101, Iowa 115	3/7/70
Jacksonville 104, Iowa 103	3/12/70
Notre Dame 106, Iowa 121	3/14/70
Indiana 104, Iowa 88	3/6/71
Purdue 110, Iowa 84	3/13/71
UCLA 106, Iowa 72	12/4/71
Michigan State 100, Iowa 91	2/12/72
Kansas State 105, Iowa 67	12/11/73
Wisconsin 113, Iowa 87	2/9/74
Purdue 111, Iowa 112 (3OT)	2/11/74
San Jose State 105, Iowa 103 (3OT)	12/21/74
Indiana 102, Iowa 49	1/11/75
Purdue 107, Iowa 72	2/3/75
Michigan State 105, Iowa 88	1/5/76
Michigan 104, Iowa 95	1/31/76
Indiana 101, Iowa 81	2/23/76
Cal-Irvine 103, Iowa 105	12/29/86
Michigan 100, Iowa 92	1/31/87
Iowa State 102, Iowa 100 (OT)	12/19/87
Michigan 120, Iowa 103	2/3/88
Indiana 116, Iowa 89	3/12/88
Cal-Riverside 110, Iowa 92	12/25/88
Ohio State 102, Iowa 91	1/19/89
Indiana 104, Iowa 89	1/30/89
Michigan 108, Iowa 107 (2OT)	2/9/89
Michigan 119, Iowa 96	3/4/89
Illinois 118, Iowa 94	3/8/89

N.C. State 102, Iowa 96 (2OT)	3/19/89
Indiana 118, Iowa 71	2/17/90
Minnesota 102, Iowa 80	2/24/90
Illinois 118, Iowa 85	3/4/90
Michigan 127, Iowa 96	3/10/90
Illinois 105, Iowa 90	1/19/94
Minnesota 107, Iowa 96 (3OT)	3/5/94
Arkansas 101, Iowa 92	12/30/94
Illinois 104, Iowa 95 (OT)	2/11/95
Indiana 110, Iowa 79	3/12/95
Georgia 100, Iowa 93	3/11/98
North Carolina 106, Iowa 92	11/24/04
Indiana 103, Iowa 89	1/29/12
Oregon 108, Iowa 97	3/18/12

Iowa's Record By Decade

Years	Record	PCT.
1902-1910	71-41	.634
1911-1920	83-78	.516
1921-1930	86-83	.509
1931-1940	96-95	.503
1941-1950	128-63	.670
1951-1960	147-83	.639
1961-1970	143-98	.593
1971-1980	145-121	.545
1981-1990	207-103	.668
1991-2000	194-115	.628
2000-2009	171-130	.568
2010-	34-54	.386
Totals	1,595-1,065	.600

TOP SCORING AVERAGES (MINIMUM TWO YEARS)

Player, Years	Games	Average	Points	Career High
Sam Williams, 1967-68	49	24.0	1,176	39 vs. Northwestern, 1967
John Johnson, 1969-70	49	23.9	1,172	49 vs. Northwestern, 1970
Fred Brown, 1970-71	48	22.7	1,091	37 vs. Purdue, 1971
Don Nelson, 1960-62	72	21.2	1,522	39 vs. Wisconsin, 1962
Dave Gunther, 1957-59	66	18.0	1,188	37 vs. Ohio State, 1959
Luke Recker, 2001-02	53	17.5	926	31 at Missouri, 12/15/01
Charles Darling, 1950-52	63	17.4	1,094	34, twice
Bruce King, 1975-77	80	17.0	1,361	42 vs. Pittsburgh, 1977
Ronnie Lester, 1977-80	99	16.9	1,675	31, twice
Gerry Jones, 1965-67	64	16.2	1,039	32 vs. Minnesota, 1966
Adam Haluska, 2005-07	98	16.1	1,578	36 vs. Georgia State, 12/20/06
Dan Frost, 1975-76	49	16.1	790	29 vs. Bradley, 1976
Bill Logan, 1954-56	74	16.1	1,188	36 vs. Temple, 1956
Glenn Vidnovic, 1968-70	59	16.1	949	31 vs. Indiana, 1970
Kevin Kunnert, 1971-73	72	15.9	1,145	34 vs. Indiana, 1972
Roy Marble, 1986-89	134	15.8	2,116	37 vs. Illinois, 1989
Chad Calabria, 1968-70	74	15.8	1,168	31 vs. Notre Dame, 1970
Andre Woolridge, 1995-97	97	15.7	1,526	34 vs. Northwestern, 1997
Reggie Evans, 2001-02	69	15.3	1,054	30, twice
Acie Earl, 1990-93	116	15.3	1,779	36 vs. Wisconsin, 1993
George Peeples, 1964-66	68	15.1	1,025	32 vs. Purdue, 1965

IOWA'S NCAA TOURNAMENT RECORDS

Individual

Points	36, Bill Logan vs. Temple, 3/22/56
FG	15, Chad Calabria vs. Notre Dame, 3/14/70
FGA	31, John Johnson vs. Notre Dame, 3/14/70
3pt. FG	6, Dean Oliver vs. Kentucky, 3/17/01 6, B.J. Armstrong vs. Rutgers, 3/17/89
3pt. FGA	9, Adam Haluska vs. Northwestern St., 3/17/06 9, Dean Oliver vs. Kentucky, 3/17/01 9, Kent McCausland vs. Arkansas, 3/13/99 9, B.J. Armstrong vs. Rutgers, 3/17/89
FT	16, B.J. Armstrong, vs. Florida State, 3/18/88
FTA	20, B.J. Armstrong vs. Florida State, 3/18/88
Rebounds	18, Bill Schoof vs. Temple, 3/22/56
Assists	10, Andre Woolridge vs. Virginia, 3/13/97 10, B.J. Armstrong vs. Oklahoma, 3/20/87
Blocks	8, Acie Earl vs. Duke, 3/21/92
Steals	5, Chris Street vs. East Tennessee St., 3/14/91 5, Steve Carfino vs. Utah State, 3/17/83

Team

Points	121 vs. Notre Dame, 3/14/70
Pts/Half	75 vs. Notre Dame, 3/14/70
FG	52 vs. Notre Dame, 3/14/70
FGA	100 vs. Morehead State, 3/16/56
FG%	63.5% vs. Rutgers (33 of 52), 3/17/89
3pt. FG	12 vs. Alabama-Birmingham, 3/11/99
3pt. FGA	23 vs. Alabama-Birmingham, 3/11/99
3pt. FG%	70% vs. East Tennessee St. (7 of 10), 3/14/91
FT	35 vs. Morehead State, 3/16/56
FTA	52 vs. Morehead State, 3/16/56
FT%	95.2% vs. N.C. State (20 of 21), 3/19/89
Rebounds	60 vs. Morehead State, 3/16/56
Assists	25 vs. Virginia Commonwealth, 3/6/80
Blocks	10 vs. Duke, 3/21/92
Steals	13 vs. Santa Clara, 3/13/87

IOWA'S NIT RECORDS

(Includes preseason and postseason NIT)

Individual

Points	31, Roy Devyn Marble at Oregon, 3/18/12
FG	11, Ryan Bowen vs. Georgia, 3/11/98
FGA	21, Ricky Davis vs. Georgia, 3/11/98
3pt. FG	7, Roy Devyn Marble at Oregon, 3/18/12
3pt. FGA	13, Chris Kingsbury vs. Ohio Univ., 3/21/95
FT	13, Chauncey Leslie vs. Georgia Tech, 3/24/03
FTA	15, Chauncey Leslie vs. Georgia Tech, 3/24/03
Rebounds	11, Aaron White vs. Dayton, 3/13/12
Assists	11, Bryce Cartwright vs. Dayton, 3/13/12
Blocks	4, Ryan Bowen vs. Penn State, 3/23/95
Steals	5, Jim Bartels vs. DePaul, 3/15/95

Team

Points	97 at Oregon, 3/18/12
Pts/Half	51 at Oregon, 3/18/12
FG	37 at Oregon, 3/18/12
FGA	74 vs. Georgia, 3/11/98
FG%	56.9% vs. Dayton, 3/13/12
3pt. FG	10 at Oregon, 3/18/12
3pt. FGA	27 vs. Ohio University, 3/21/95
3pt. FG%	45.5% at Oregon, 3/18/12
FT	24 vs. Georgia Tech, 3/24/03
FTA	31 vs. Georgia Tech, 3/24/03
FT%	95.6% vs. DePaul, (22 of 23), 3/15/95
Rebounds	41 vs. Ohio University, 3/21/95
Assists	24 vs. DePaul, 3/15/95
Blocks	8 vs. Penn State, 3/23/95
Steals	17 vs. Georgia, 3/11/98

IOWA'S BIG TEN TOURNAMENT RECORDS

Individual

Points	30, Reggie Evans vs. Penn State, 3/10/01 30, Dean Oliver vs. Michigan State, 3/10/00 30, Kyle Galloway vs. Minnesota, 3/9/00
FG	11, Dean Oliver vs. Michigan State, 3/10/00
FGA	18, Pierre Pierce vs. Michigan, 3/12/04
3pt. FG	6, Jeff Horner vs. Minnesota, 3/10/06
3pt. FGA	11, Jeff Horner vs. Michigan State, 3/11/05 11, Brody Boyd vs. Ohio State, 3/13/03
FT	12, Reggie Evans vs. Penn State, 3/10/01
FTA	17, Cyrus Tate vs. Michigan, 3/13/08 17, Reggie Evans vs. Penn State, 3/10/01
Rebounds	18, Reggie Evans vs. Purdue, 3/7/02 18, Reggie Evans vs. Penn State, 3/10/01
Assists	10, Jeff Horner vs. Ohio State, 3/12/06
Blocks	5, Kurt Looby vs. Purdue, 3/9/07
Steals	5, Jeff Horner vs. Minnesota, 3/10/06 5, Luke Recker vs. Wisconsin, 3/8/02

Team

Points	94 vs. Penn State, 3/10/01
Pts/Half	53 vs. Ohio State, 3/9/01
FG	31 vs. Purdue, 3/7/02
FGA	62 vs. Michigan, 3/6/98
FG%	.574 (31-54) vs. Purdue, 3/7/02
3pt. FG	10 vs. Michigan State, 3/9/12
3pt. FGA	25 vs. Ohio State, 3/10/02
3pt. FG%	.563 (9-16) vs. Minnesota, 3/9/00
FT	36 vs. Penn State, 3/10/01
FTA	48 vs. Penn State, 3/10/01
FT%	.824 (14-17) vs. Michigan, 3/6/98
Rebounds	41 vs. Ohio State, 3/12/06 41 vs. Purdue, 3/7/02
Assists	21 vs. Purdue, 3/10/05
Blocks	9 vs. Purdue, 3/9/07
Steals	13 vs. Wisconsin, 3/8/02

Note: Players listed in boldface are current players.

(Iowa best in parentheses if not the record)

Individual

Points	45 by Brian Quinnett, Washington State, 12/5/86 (36 by Adam Haluska vs. Georgia State, 12/20/06) (36 by Rob Griffin vs. Penn State, 3/4/00)
FG	16 by Brian Quinnett, Washington State, 12/5/86 (15 by Roy Marble vs. Michigan, 2/9/89) (15 by Greg Stokes vs. George Mason, 12/1/84)
FGA	28 by Greg Stokes vs. Ohio State, 2/28/85
FG%	100.0 by Greg Stokes (11-11) vs. Georgia St., 12/12/84
3pt. FG	9 by Chris Kingsbury vs. Long Island, 12/17/94 9 by Rod Parker, Chicago State, 12/18/90
3pt. FGA	19 by Chris Kingsbury vs. Long Island, 12/17/94
3pt. FG%	100.0 by Jeff Horner (6-6) vs. Penn State, 1/31/04 100.0 by Val Barnes (5-5) vs. Centenary, 1/4/92 100.0 by Everett Stephens (5-5), Purdue, 2/22/87
FT	16 by Adam Haluska (16-18), Northwestern, 2/15/07 16 by Reggie Evans (16-22), Purdue, 2/21/01
FTA	22 by Reggie Evans vs. Purdue, 2/21/01
FT%	100% by Luke Recker (12-12) vs. Kansas St., 12/22/01 100% by Val Barnes (12-12) vs. Ohio State, 2/18/92 100% by Roy Marble (12-12) vs. No. Iowa, 12/6/88 100% by Luke Recker (11-11) vs. Minnesota, 2/9/02 100% (10-10) by Jermain Davis vs. TX-San Antonio, 11/17/08 100% by Tyler Smith (10-10) vs. Indiana, 2/3/07 100% by Troy Taylor (10-10), Ohio State, 1/27/83
Rebounds	23 by Greg Brunner vs. Minnesota, 1/18/06
Assists	17 by Chris Nikchevich, Loyola-Marymount, 12/5/86 (15 by B.J. Armstrong vs. Minnesota, 2/18/89)
Blocks	9 by Acie Earl vs. Wisconsin, 1/29/92
Steals	9 by Kenyon Murray vs. Ohio State, 2/18/95 9 by Acie Earl vs. Texas Southern, 12/28/92

Team

Points	126 vs. Morgan State, 11/25/94
Pts/Half	80 vs. Michigan (includes 24 pts in 2 OT), 2/9/89 70 vs. Morgan State, 11/25/94
Two Teams	215, Michigan (108) vs. Iowa (107) in 2OT, 2/9/89 212, Iowa (124) vs. UC-Irvine (88), 2/5/87
FG	45 vs. UC-Irvine, 12/5/87
FGA	91 by Michigan, 2/9/89 (90 vs. Loyola-Marymount, 12/6/86)
FG%	.675 vs. Air Force (27-40), 12/28/04
3pt. FG	15 vs. Northwestern, 1/3/98 15 vs. Long Island, 12/17/94
3pt. FGA	36 vs. Long Island, 12/17/94
3pt. FG%	77.7 by Wisconsin (7-9), 2/10/90 (75.0 vs. Northwestern (15-20), 1/3/98)
FT	40 vs. Wisconsin, 1/2/95
FTA	61 vs. Long Beach State, 12/4/93
FT%	100% vs. Western Illinois (20-20), 11/19/04
Rebounds	66 vs. East Tennessee State, 12/1/95
Assists	34 vs. George Mason, 12/1/84
Blocks	12 vs. St. Louis, 12/31/04 12 vs. UNC Greensboro, 12/4/04
Steals	23 vs. Northern Iowa, 12/5/95 23 vs. Northwestern, 2/22/86

IOWA VS. ALL OPPONENTS IN CARVER-HAWKEYE ARENA

Opponent	W	L	Opponent	W	L
Abilene Christian	1	0	Loyola-Marymount	1	0
Air Force	1	0	MD-Baltimore Co.	1	0
Alabama State	1	0	MD-Eastern Shore	4	0
Arizona	0	1	McNeese State	1	0
Arizona State	1	0	Mercer	1	0
Arkansas-Little Rock	1	0	Michigan	15	12
Arkansas State	0	1	Michigan State	14	12
Army	1	0	Minnesota	18	10
Austin Peay	1	0	Mississippi State	1	0
Baylor	1	0	Miss. Valley State	1	0
Boise State	1	0	Missouri	3	1
Boston University	2	0	Missouri-St. Louis	1	0
Bowling Green	1	0	Monmouth (NJ)	1	0
Brigham Young	1	0	Montana State	1	0
Brown	2	0	Morehead State (KY)	2	0
Bryant	1	0	Morgan State	1	0
Bucknell	1	0	Navy	1	0
Cal-Irvine	1	0	Nebraska	0	1
Cal-Northridge	1	0	North Carolina	1	0
Cal-Santa Barbara	1	0	North Carolina A&T	1	0
Campbell	0	1	North Carolina Central	1	0
Centenary	3	0	North Carolina State	1	0
Central Arkansas	1	0	UNC-Asheville	1	0
Central Conn. State	1	0	UNC-Greensboro	1	0
Central Florida	1	0	North Texas	1	0
Charleston Southern	1	0	Northern Colorado	1	0
Chicago State	3	0	Northern Iowa	11	1
Citadel	1	0	Northern Illinois	2	0
Clemson	0	1	Northwestern	23	4
Colgate	3	0	Oakland	1	0
Colorado	1	0	Ohio State	17	11
Coppin State	2	0	Ohio University	4	0
Cornell (NY)	1	0	Oregon State	1	0
Creighton	1	1	Penn State	14	3
Dartmouth	2	0	Pepperdine	1	0
Dayton	1	0	Prairie View A&M	1	0
Delaware	1	0	Purdue	14	12
Detroit Mercy	1	0	Rice	1	0
Drake	13	1	Rider	1	0
Drexel	1	0	Robert Morris	1	0
Duke	0	1	Saint Louis	1	0
Duquesne	0	1	SIU-Edwardsville	1	0
East Tenn. State	1	0	South Alabama	1	0
Eastern Illinois	4	0	South Carolina	1	0
Eastern Washington	1	0	South Carolina State	1	0
Fairfield	1	0	South Dakota State	0	1
Florida Atlantic	1	0	Southeast MO State	1	0
Florida Gulf Coast	1	0	Southeastern Louisiana	1	0
Furman	1	0	Southern Methodist	1	0
George Mason	1	0	Southern Mississippi	1	0
Georgia	1	1	Southwest Texas State	1	0
Georgia State	2	0	Temple	1	0
Georgia Tech	1	1	Tenn.-Chattanooga	1	0
Gonzaga	1	0	Tennessee State	2	0
Grambling State	1	0	Texas-Pan American	3	0
Idaho State	2	0	Texas-San Antonio	2	1
Illinois	17	10	Texas Southern	5	0
Illinois Wesleyan	2	0	Texas Tech	1	0
Indiana	19	9	Tulsa	1	0
Iowa State	10	5	UCLA	1	0
IPFW	1	0	Valparaiso	2	0
Jackson State	1	0	Virginia Tech	0	1
Kansas	1	0	Weber State	1	0
Kansas State	1	0	Wake Forest	0	1
Lafayette	1	0	Western Carolina	2	0
LaSalle	1	0	Western Illinois	4	0
Lehigh	2	0	Wisconsin	16	10
Liberty	1	0	Wisconsin-Green Bay	1	0
Long Beach State	1	0	Wisconsin-Milwaukee	1	0
Long Island	2	0	Totals (.756)	362	117
Louisiana-Monroe	1	1			
Louisiana State	0	1			
Louisiana Tech	3	0			

No. 1 ROY MARBLE - - 2,116 (1986, 87, 88, 89)

Year	GP	FG-FGA	FG%	FT-FTA	FT%	Reb	Avg	Ast	Blk	Stl	Pts	Avg
1986	32	157-300	.523	85-118	.732	157	4.9	48	2	38	399	11.5
1987	35	199-357	.557	118-173	.682	178	5.1	97	8	35	520	14.9
1988	34	190-343	.544	141-190	.742	147	4.3	67	2	59	522	15.4
1989	33	241-459	.525	172-226	.761	186	5.6	69	2	47	675	20.5
Totals	134	*787-1,459	.539	516-707	.729	668	4.9	281	14	179	2,116	15.8

* - - includes 26 three-point FGs

No. 2 ACIE EARL - - 1,779 (1990, 91, 92, 93)

Year	GP	FG-FGA	FG%	FT-FTA	FT%	Reb	Avg	Ast	Blk	Stl	Pts	Avg
1990	22	48-109	.440	34-46	.739	78	3.6	24	50	11	131	6.0
1991	32	179-356	.503	161-242	.665	136	6.7	48	106	29	520	16.3
1992	30	212-398	.533	162-243	.667	234	7.8	27	121	30	586	19.5
1993	32	203-402	.505	136-194	.701	286	8.9	40	88	41	542	16.9
Totals	116	*642-1,265	.508	493-725	.680	811	6.9	139	365	111	1,779	15.3

* - - includes two three-point FGs

No. 3 GREG STOKES - - 1,768 (1982, 83, 84, 85)

Year	GP	FG-FGA	FG%	FT-FTA	FT%	Reb	Avg	Ast	Blk	Stl	Pts	Avg
1982	29	61-128	.477	43-77	.558	123	4.2	12	30	11	165	5.7
1983	31	219-403	.543	110-173	.636	223	7.2	44	78	26	548	17.7
1984	28	163-284	.574	91-134	.679	193	6.9	25	58	25	417	14.9
1985	32	262-479	.547	114-170	.671	268	8.4	47	62	48	638	19.9
Totals	120	705-1,294	.545	358-554	.646	807	6.7	128	228	110	1,768	14.7

No. 4 B.J. ARMSTRONG - - 1,705 (1986, 87, 88, 89)

Year	GP	FG-FGA	FG%	FT-FTA	FT%	Reb	Avg	Ast	Blk	Stl	Pts	Avg
1986	29	32-66	.485	19-21	.905	16	0.6	41	0	8	83	2.9
1987	35	153-295	.519	100-126	.794	89	2.5	148	1	50	434	12.4
1988	34	203-421	.482	124-146	.849	74	2.2	148	1	58	592	17.4
1989	32	195-403	.484	160-192	.822	79	2.5	163	6	55	596	18.6
Totals	130	*583-1185	.492	403-485	.831	258	1.9	500	8	171	1,705	13.1

* - - includes 136 three-point field goals

No. 5 RONNIE LESTER - - 1,675 (1977, 78, 79, 80)

Year	GP	FG-FGA	FG%	FT-FTA	FT%	Reb	Avg	Ast	Blk	Stl	Pts	Avg
1977	27	140-312	.437	83-119	.697	66	2.4	98	N/A	N/A	363	13.4
1978	27	202-423	.478	132-177	.746	68	2.5	163	N/A	N/A	536	19.9
1979	28	194-401	.484	136-161	.845	63	2.3	147	N/A	N/A	524	18.7
1980	17	86-185	.465	80-100	.800	29	1.7	72	N/A	N/A	252	14.8
Totals	99	622-1321	.471	431-557	.774	226	2.3	480	N/A	N/A	1,675	16.9

No. 6 MATT GATENS - - 1,635 (2009, 10, 11, 12)

Year	GP	FG-FGA	FG%	FT-FTA	FT%	Reb	Avg	Ast	Blk	Stl	Pts	Avg
2009	32	109-258	.422	75-83	.904	121	3.8	71	10	26	345	10.8
2010	32	125-338	.370	84-101	.832	138	4.3	105	3	29	392	12.3
2011	29	118-299	.395	76-87	.874	71	2.4	53	3	38	366	12.6
2012	35	173-369	.469	111-130	.854	125	3.6	69	6	48	532	15.2
Totals	128	525-1264	.415	346-401	.863	455	3.6	298	22	141	1,635	12.8

No. 7 JESS SETTLES - - 1,611 (1994, 95, 96, 97, 99)

Year	GP	FG-FGA	FG%	FT-FTA	FT%	Reb	Avg	Ast	Blk	Stl	Pts	Avg
1994	27	156-272	.574	86-109	.789	203	7.5	61	3	40	414	15.3
1995	26	138-294	.469	97-121	.802	162	6.2	53	4	41	405	15.6
1996	32	179-375	.477	86-116	.741	239	7.5	99	8	48	484	15.1
1997	3	10-20	.500	13-14	.929	10	3.3	6	1	3	34	11.3
1999	28	98-225	.436	54-69	.783	133	4.8	76	4	22	274	9.8
Totals	116	*581-1186	.490	336-429	.783	747	6.4	295	20	154	1,611	13.9

* - - includes 113 three-point FGs

No. 8 ADAM HALUSKA - - 1,578 (2005, 2006, 2007)

Year	GP	FG-FGA	FG%	FT-FTA	FT%	Reb	Avg	Ast	Blk	Stl	Pts	Avg
2005	33	152-318	.478	105-130	.808	131	4.0	52	9	35	467	14.2
2006	34	149-357	.417	112-132	.848	159	4.7	78	6	36	474	13.9
2007	31	190-466	.408	167-192	.870	144	4.6	80	8	42	637	20.5
Totals	98	491-1141	.430	384-454	.846	434	4.4	210	23	113	1,578	16.1

* - - includes 212 three-point FGs

No. 9 DEAN OLIVER - - 1,561 (1998, 99, 00, 01)

Year	GP	FG-FGA	FG%	FT-FTA	FT%	Reb	Avg	Ast	Blk	Stl	Pts	Avg
1998	31	79-211	.374	96-126	.762	78	2.5	131	1	42	274	8.8
1999	30	105-262	.401	111-155	.716	106	3.5	136	2	51	357	11.9
2000	30	125-339	.369	118-154	.766	87	2.9	126	4	62	408	13.6
2001	35	157-401	.392	143-186	.769	98	2.8	168	5	50	522	14.9
Career	126	*466-1213	.384	468-621	.751	369	2.9	443	12	205	1,561	12.4

* - - includes 161 three-point FGs

No. 10 ANDRE WOOLRIDGE - - 1,525 (1995, 96, 97)

Year	GP	FG-FGA	FG%	FT-FTA	FT%	Reb	Avg	Ast	Blk	Stl	Pts	Avg
1995	33	153-320	.478	131-171	.766	82	2.5	190	5	42	461	14.0
1996	32	150-320	.469	97-132	.735	103	3.2	193	6	36	419	13.1
1997	32	216-472	.458	155-207	.749	87	2.7	192	8	45	645	20.2
Totals	97	*519-1112	.467	383-510	.751	272	2.8	575	19	123	1,525	15.7

* - - includes 104 three-point FGs

No. 11 DON NELSON - - 1,522 (1960, 61, 62)

Year	GP	FG-FGA	FG%	FT-FTA	FT%	Reb	Avg	Ast	Blk	Stl	Pts	Avg
1960	24	140-320	.437	100-155	.645	241	10.0	N/A	N/A	N/A	380	15.8
1961	24	197-377	.522	176-268	.656	258	10.8	N/A	N/A	N/A	570	23.7
1962	24	193-348	.554	186-264	.704	285	11.9	N/A	N/A	N/A	571	23.8
Totals	72	530-1045	.507	462-687	.672	784	10.9	N/A	N/A	N/A	1,522	21.2

No. 12 GREG BRUNNER - - 1,516 (2003, 04, 05, 06)

Year	GP	FG-FGA	FG%	FT-FTA	FT%	Reb	Avg	Ast	Blk	Stl	Pts	Avg
2003	31	91-173	.526	45-77	.584	162	5.2	46	20	23	234	7.5
2004	29	123-224	.549	64-115	.557	239	8.2	24	14	9	316	10.9
2005	33	175-342	.512	118-171	.690	275	8.3	62	14	9	485	14.7
2006	34	164-361	.454	141-203	.695	314	9.2	60	20	33	481	14.1
Totals	127	553-1,100	.503	368-566	.650	990	7.8	192	68	74	1,516	11.9

* - - includes 42 three-point FGs

IOWA'S 1,000-POINT CLUB

No. 13 JEFF HORNER - - 1,502 (2003, 04, 05, 06)

Year	GP	FG-FGA	FG%	FT-FTA	FT%	Reb	Avg	Ast	Blk	Stl	Pts	Avg
2003	31	79-238	.332	56-73	.767	137	4.4	140	5	40	255	8.2
2004	29	107-243	.440	98-114	.860	155	5.3	64	1	19	377	13.0
2005	33	146-359	.407	85-108	.787	148	4.5	180	6	47	463	14.0
2006	30	126-331	.381	85-114	.746	123	4.1	169	3	41	407	13.6
Totals	123	458-1,171	.391	324-409	.792	563	4.6	553	15	147	1,502	12.2

* - - includes 262 three-point FGs

No. 14 ED HORTON - - 1,372 (1986, 87, 88, 89)

Year	GP	FG-FGA	FG%	FT-FTA	FT%	Reb	Avg	Ast	Blk	Stl	Pts	Avg
1986	29	44-104	.423	22-48	.458	116	4.0	13	7	13	110	3.8
1987	35	106-228	.465	61-104	.587	197	5.6	52	13	15	273	7.8
1988	34	160-301	.532	65-117	.556	213	6.3	61	6	23	385	11.3
1989	33	250-453	.552	103-181	.569	350	10.6	65	13	26	604	18.3
Totals	131	*560-1086	.516	251-450	.558	876	6.7	191	39	77	1,372	10.5

* - - includes one three-point FG

No. 15 BRUCE KING - - 1,361 (1975, 76, 77)

Year	GP	FG-FGA	FG%	FT-FTA	FT%	Reb	Avg	Ast	Blk	Stl	Pts	Avg
1975	26	134-299	.448	30-41	.732	228	8.8	6	N/A	N/A	298	11.5
1976	29	241-477	.505	57-71	.803	292	10.0	32	N/A	N/A	539	18.6
1977	25	198-419	.473	128-170	.753	332	13.3	19	N/A	N/A	524	21.0
Totals	80	573-1195	.479	215-282	.762	852	10.7	57	N/A	N/A	1,361	17.0

No. 16 JAMES MOSES - - 1,343 (1989, 90, 91, 92)

Year	GP	FG-FGA	FG%	FT-FTA	FT%	Reb	Avg	Ast	Blk	Stl	Pts	Avg
1989	33	68-194	.351	20-34	.588	63	1.9	22	1	16	177	5.4
1990	28	120-337	.356	102-143	.713	80	2.9	45	5	43	365	13.0
1991	32	144-309	.466	62-90	.689	101	3.2	42	2	33	384	12.0
1992	30	148-365	.406	90-109	.826	105	3.5	52	0	47	417	13.9
Totals	123	*480-1205	.398	274-376	.729	349	2.8	161	8	139	1,343	10.9

* - - includes 109 three-point FGs

No. 17 JEFF MOE - - 1,248 (1985, 86, 87, 88)

Year	GP	FG-FGA	FG%	FT-FTA	FT%	Reb	Avg	Ast	Blk	Stl	Pts	Avg
1985	30	91-205	.444	49-63	.778	43	1.4	80	0	31	231	7.7
1986	32	84-158	.532	23-29	.793	11	0.3	60	1	13	191	6.0
1987	35	135-289	.467	59-77	.766	75	2.1	43	0	24	389	11.1
1988	34	135-275	.491	96-122	.787	72	2.1	55	1	28	437	12.9
Totals	131	*445-927	.480	227-291	.780	201	1.5	238	2	96	1,248	9.5

* - - includes 131 three-point FGs

No. 18 KENYON MURRAY - - 1,230 (1993, 94, 95, 96)

Year	GP	FG-FGA	FG%	FT-FTA	FT%	Reb	Avg	Ast	Blk	Stl	Pts	Avg
1993	32	77-182	.423	55-95	.579	130	4.1	35	23	45	215	6.7
1994	27	122-297	.411	77-137	.562	157	5.8	55	19	56	333	12.3
1995	33	141-307	.459	71-120	.592	139	4.2	39	14	58	379	11.5
1996	32	129-229	.563	40-64	.625	140	4.4	57	7	41	303	9.5
Totals	124	*469-1015	.462	243-416	.584	566	4.6	186	63	200	1,230	9.9

* - - includes 49 three-point FGs

No. 19 KEVIN BOYLE - - 1,189 (1979, 80, 81, 82)

Year	GP	FG-FGA	FG%	FT-FTA	FT%	Reb	Avg	Ast	Blk	Stl	Pts	Avg
1979	28	131-289	.453	72-96	.750	186	6.6	45	N/A	N/A	334	11.9
1980	33	163-318	.513	62-88	.705	205	6.2	101	2	58	388	11.8
1981	28	110-218	.505	58-71	.817	151	5.4	88	1	38	278	9.9
1982	29	78-166	.470	33-63	.529	132	4.6	101	2	38	189	6.5
Totals	118	482-991	.486	225-318	.708	674	5.7	335	N/A	N/A	1,189	10.1

No. 20 (tie) DAVE GUNTHER - - 1,188 (1957, 58, 59)

Year	GP	FG-FGA	FG%	FT-FTA	FT%	Reb	Avg	Ast	Blk	Stl	Pts	Avg
1957	22	92-268	.343	87-127	.685	197	9.0	N/A	N/A	N/A	271	12.3
1958	22	169-377	.448	97-141	.688	225	10.2	N/A	N/A	N/A	435	19.8
1959	22	180-433	.415	122-167	.730	268	12.2	N/A	N/A	N/A	482	21.9
Total	66	441-1078	.409	306-435	.703	690	10.5	N/A	N/A	N/A	1,188	18.0

No. 20 (tie) BILL LOGAN - - 1,188 (1954, 55, 56)

Year	GP	FG-FGA	FG%	FT-FTA	FT%	Reb	Avg	Ast	Blk	Stl	Pts	Avg
1954	22	116-299	.387	83-126	.659	-	-	N/A	N/A	N/A	315	14.3
1955	26	155-387	.400	103-157	.657	285	11.0	N/A	N/A	N/A	413	15.9
1956	26	175-420	.440	110-179	.615	268	10.3	N/A	N/A	N/A	460	17.7
Totals	74	446-1105	.403	296-462	.641	553	10.6	N/A	N/A	N/A	1,188	16.1

No. 22 VAL BARNES - - 1,181 (1991, 92, 93)

Year	GP	FG-FGA	FG%	FT-FTA	FT%	Reb	Avg	Ast	Blk	Stl	Pts	Avg
1991	32	133-336	.396	64-87	.736	79	2.5	59	1	38	368	11.5
1992	30	116-267	.435	81-94	.862	100	3.3	68	1	38	344	11.5
1993	32	173-392	.441	81-106	.764	103	3.2	68	2	43	469	14.7
Totals	94	*422-995	.424	226-287	.787	282	3.0	195	4	119	1,181	12.6

* - - includes 111 three-point FGs

No. 23 SAM WILLIAMS - - 1,176 (1967, 68)

Year	GP	FG-FGA	FG%	FT-FTA	FT%	Reb	Avg	Ast	Blk	Stl	Pts	Avg
1967	24	183-387	.473	178-232	.767	225	9.4	N/A	N/A	N/A	544	22.6
1968	25	219-475	.461	194-265	.732	273	10.9	N/A	N/A	N/A	632	25.3
Totals	49	402-862	.466	372-497	.794	498	10.2	N/A	N/A	N/A	1,176	24.0

No. 24 JOHN JOHNSON - - 1,172 (1969, 70)

Year	GP	FG-FGA	FG%	FT-FTA	FT%	Reb	Avg	Ast	Blk	Stl	Pts	Avg
1969	24	174-344	.506	125-186	.627	256	10.7	N/A	N/A	N/A	473	19.7
1970	25	289-508	.569	121-161	.752	253	10.1	N/A	N/A	N/A	699	27.9
Totals	49	463-852	.543	246-347	.709	509	10.4	N/A	N/A	N/A	1,172	23.9

No. 25 CHAD CALABRIA - - 1,168 (1968, 69, 70)

Year	GP	FG-FGA	FG%	FT-FTA	FT%	Reb	Avg	Ast	Blk	Stl	Pts	Avg
1968	25	138-324	.425	72-108	.667	115	4.6	N/A	N/A	N/A	348	13.9
1969	24	125-283	.442	91-117	.778	99	4.1	N/A	N/A	N/A	341	14.2
1970	25	181-330	.548	117-146	.801	139	5.6	N/A	N/A	N/A	479	19.1
Totals	74	444-937	.474	280-371	.755	353	4.8	N/A	N/A	N/A	1,169	15.8

No. 26 (tie) KEVIN KUNNERT - - 1,145 (1971, 72, 73)

Year	GP	FG-FGA	FG%	FT-FTA	FT%	Reb	Avg	Ast	Blk	Stl	Pts	Avg
1971	24	106-220	.482	37-53	.698	227	9.5	N/A	N/A	N/A	249	10.4
1972	24	180-349	.516	76-122	.623	353	14.7	N/A	N/A	N/A	436	18.2
1973	24	198-363	.545	64-92	.696	334	13.9	N/A	N/A	N/A	460	19.2
Totals	72	484-932	.519	177-267	.663	914	12.7	N/A	N/A	N/A	1,145	15.9

No. 26 (tie) BOB HANSEN - - 1,145 (1980, 81, 82, 83)

Year	GP	FG-FGA	FG%	FT-FTA	FT%	Reb	Avg	Ast	Blk	Stl	Pts	Avg
1980	33	71-167	.425	43-73	.589	67	2.0	65	7	16	185	5.6
1981	22	70-156	.449	45-53	.849	75	3.4	33	1	17	185	8.4
1982	25	117-237	.494	64-93	.699	102	4.1	50	8	28	299	12.0
1983	31	184-378	.453	98-129	.760	166	5.4	111	2	39	476	15.4
Totals	111	*462-938	.493	251-348	.721	410	3.7	259	18	100	1,145	10.3

* - - includes 10 three-point FGs

No. 28 (tie) CHRIS KINGSBURY - - 1,118 (1994, 95, 96)

Year	GP	FG-FGA	FG%	FT-FTA	FT%	Reb	Avg	Ast	Blk	Stl	Pts	Avg
1994	27	65-195	.333	46-56	.821	71	2.6	35	2	23	220	8.2
1995	33	169-423	.400	98-122	.803	88	2.7	55	5	41	553	16.8
1996	29	99-290	.341	82-103	.796	68	2.4	54	3	16	345	11.9
Totals	89	*333-908	.367	226-281	.804	227	2.5	144	10	80	1,118	12.6

* - - includes 226 three-point FGs

No. 28 (tie) MICHAEL PAYNE - - 1,118 (1982, 83, 84, 85)

Year	GP	FG-FGA	FG%	FT-FTA	FT%	Reb	Avg	Ast	Blk	Stl	Pts	Avg
1982	27	126-270	.467	56-81	.691	201	7.4	46	23	20	308	11.4
1983	31	118-288	.410	94-127	.744	233	7.5	48	52	34	330	10.6
1984	28	99-210	.471	62-90	.689	188	6.7	36	22	25	260	9.3
1985	31	92-203	.453	36-58	.621	235	7.6	102	23	36	220	7.1
Totals	117	435-971	.448	248-356	.697	857	7.3	232	120	115	1,118	9.6

No. 30 KENNY ARNOLD - - 1,112 (1979, 80, 81, 82)

Year	GP	FG-FGA	FG%	FT-FTA	FT%	Reb	Avg	Ast	Blk	Stl	Pts	Avg
1979	19	22-57	.386	6-16	.375	21	1.1	17	N/A	N/A	50	2.6
1980	33	171-363	.471	102-136	.750	114	3.5	142	1	38	444	13.5
1981	28	131-303	.432	65-85	.765	67	2.4	110	1	28	327	11.7
1982	29	100-237	.422	91-116	.784	59	2.0	83	1	15	291	10.0
Totals	109	424-960	.442	264-353	.748	261	2.4	352	N/A	N/A	1,112	10.2

No. 31 CHARLES DARLING - - 1,094 (1950, 51, 52)

Year	GP	FG-FGA	FG%	FT-FTA	FT%	Reb	Avg	Ast	Blk	Stl	Pts	Avg
1950	19	67-212	.316	41-65	.623	-	-	N/A	N/A	N/A	175	9.2
1951	22	139-376	.372	80-120	.667	387	17.6	N/A	N/A	N/A	358	16.3
1952	22	204-489	.417	153-218	.702	-	-	N/A	N/A	N/A	561	25.5
Totals	63	410-1077	.381	274-403	.680	387	17.6	N/A	N/A	N/A	1,094	17.4

No. 32 FRED BROWN - - 1,091 (1970, 71)

Year	GP	FG-FGA	FG%	FT-FTA	FT%	Reb	Avg	Ast	Blk	Stl	Pts	Avg
1970	24	180-360	.500	69-86	.802	91	3.8	N/A	N/A	N/A	429	17.9
1971	24	268-535	.501	126-152	.829	111	4.6	N/A	N/A	N/A	662	27.6
Totals	48	448-895	.501	195-238	.819	202	4.2	N/A	N/A	N/A	1,091	22.7

No. 33 RYAN BOWEN - - 1,090 (1995, 96, 97, 98)

Year	GP	FG-FGA	FG%	FT-FTA	FT%	Reb	Avg	Ast	Blk	Stl	Pts	Avg
1995	33	58-110	.527	35-59	.593	148	4.5	16	34	38	151	4.6
1996	27	55-91	.604	39-58	.672	121	4.5	16	20	36	149	5.5
1997	29	120-217	.553	93-135	.689	264	9.1	35	29	55	343	11.8
1998	31	164-272	.603	111-161	.689	271	8.7	48	41	79	447	14.4
Totals	120	*397-690	.575	278-413	.673	804	6.7	115	124	208	1,090	9.1

* - - includes 18 three-point FGs

No. 34 PIERRE PIERCE - - 1,072 (2002, 04, 05)

Year	GP	FG-FGA	FG%	FT-FTA	FT%	Reb	Avg	Ast	Blk	Stl	Pts	Avg
2002	35	93-222	.419	57-93	.613	114	3.3	114	9	30	248	7.1
2004	29	174-364	.478	108-188	.574	164	5.7	63	4	16	468	16.1
2005	20	139-289	.481	55-104	.529	104	5.2	84	9	49	356	17.8
Totals	84	406-875	.464	220-385	.571	382	4.5	261	22	95	1,072	12.8

* - - includes 40 three-point FGs

No. 35 GLEN WORLEY - - 1,060 (2001, 02, 03, 04)

Year	GP	FG-FGA	FG%	FT-FTA	FT%	Reb	Avg	Ast	Blk	Stl	Pts	Avg
2001	35	89-198	.449	78-108	.722	133	3.8	23	13	14	264	7.5
2002	35	85-188	.452	71-98	.724	145	4.1	34	31	18	254	7.3
2003	31	115-258	.446	93-129	.721	161	5.2	47	34	22	339	10.9
2004	25	69-167	.413	48-64	.750	113	4.5	25	8	20	203	8.1
Totals	126	358-811	.441	290-399	.727	552	4.4	129	86	74	1,060	8.4

* - - includes 54 three-point FGs

No. 36 (tie) REGGIE EVANS - - 1,054 (2001, 02)

Year	GP	FG-FGA	FG%	FT-FTA	FT%	Reb	Avg	Ast	Blk	Stl	Pts	Avg
2001	35	155-326	.583	218-346	.630	416	11.9	55	21	31	529	15.1
2002	34	169-341	.496	187-302	.619	378	11.1	44	17	54	525	15.4
Totals	69	324-667	.486	405-648	.625	794	11.5	99	38	85	1,054	15.3

* - - includes one three-point FG

No. 36 (tie) CARL CAIN - - 1,054 (1954, 55, 56)

Year	GP	FG-FGA	FG%	FT-FTA	FT%	Reb	Avg	Ast	Blk	Stl	Pts	Avg
1954	22	106-248	.427	71-119	.597	-	-	N/A	N/A	N/A	283	12.9
1955	26	133-333	.399	94-140	.671	244	9.4	N/A	N/A	N/A	360	13.8
1956	26	165-403	.409	81-112	.723	257	9.9	N/A	N/A	N/A	411	15.8
Totals	74	404-984	.411	246-371	.663	501	9.6	N/A	N/A	N/A	1,054	14.2

No. 38 GERRY JONES - - 1,039 (1965, 66, 67)

Year	GP	FG-FGA	FG%	FT-FTA	FT%	Reb	Avg	Ast	Blk	Stl	Pts	Avg
1965	24	140-323	.433	57-90	.633	234	9.8	N/A	N/A	N/A	337	14.0
1966	16	99-242	.409	56-71	.789	174	10.9	N/A	N/A	N/A	254	15.8
1967	24	169-367	.461	110-154	.714	257	10.7	N/A	N/A	N/A	448	18.6
Totals	64	408-932	.438	223-315	.708	665	10.4	N/A	N/A	N/A	1,039	16.2

No. 39 STEVE CARFINO - - 1,037 (1981, 82, 83, 84)

Year	GP	FG-FGA	FG%	FT-FTA	FT%	Reb	Avg	Ast	Blk	Stl	Pts	Avg
1981	28	54-121	.446	19-30	.633	32	1.1	43	1	18	127	4.5
1982	29	100-178	.562	45-65	.692	52	1.8	82	4	44	245	8.4
1983	31	129-265	.487	49-67	.731	63	2.0	129	5	50	337	10.9
1984	28	136-293	.464	56-74	.757	67	2.4	66	1	66	328	11.7
Totals	116	*419-857	.489	169-236	.716	214	1.8	320	11	178	1,037	8.9

* - - includes 30 three-point FGs

No. 40 GEORGE PEEPLES - - 1,025 (1964, 65, 66)

Year	GP	FG-FGA	FG%	FT-FTA	FT%	Reb	Avg	Ast	Blk	Stl	Pts	Avg
1964	20	73-262	.361	42-78	.538	145	7.3	N/A	N/A	N/A	188	9.4
1965	24	156-305	.511	97-157	.618	249	10.3	N/A	N/A	N/A	409	17.0
1966	24	171-332	.515	86-143	.601	260	10.8	N/A	N/A	N/A	428	17.8
Totals	68	400-899	.445	225-378	.595	654	9.6	N/A	N/A	N/A	1,025	15.1

IOWA 82, PENN STATE 53 (Sweet 16)

March 11, 1955, Evanston, IL

Iowa - - 82					
Name	FG	FT	PF	TP	RB
Davis, F.	6-13	7	2	19	6
Cain	8-13	5	3	21	9
Logan	4-14	0	1	8	5
Scheuerman	1-3	0	1	2	3
Seaberg	6-8	1	1	13	2
Johnson	0-1	0	0	0	1
Schoof	2-4	2	0	6	5
George	3-5	1	1	7	4
Ridley	1-4	0	1	2	4
Martel	0-3	1	0	1	1
Hawthorne	1-3	1	0	3	1
Duncan	0-0	0	1	0	1
Totals	32-71	18	11	82	42
FG%:	.459				

Penn State - - 53					
Name	FG	FT	PF	TP	RB
Weidenhammer	2-7	0	2	4	1
Hoffman	6-18	2	1	14	3
Arnelle	3-15	5	2	11	10
Fields	1-6	1	1	3	5
Blocker	2-9	1	0	5	7
Rohland	0-0	2	0	2	0
Edwards	0-0	0	0	0	1
Ramsey	1-3	1	4	3	2
Marisa	3-7	2	2	8	6
Hartnett	0-3	0	2	0	2
Watts	1-3	0	2	2	1
Hall	0-1	1	0	1	0
Totals	19-72	15	18	53	46

SCORE BY PERIODS				ATTENDANCE: 9,700
Iowa	39	43	82	
Penn State	25	28	53	

IOWA 86, MARQUETTE 81 (Elite Eight)

March 12, 1955, Kansas City, MO

Iowa - - 86					
Name	FG	FT	PF	TP	RB
Davis	2-11	3	2	7	4
Cain	5-14	0	4	10	8
Logan	11-20	9	5	31	15
Seaberg	5-8	2	5	12	5
Scheuerman	3-8	5	2	11	7
Schoof	3-8	2	5	8	7
Johnson, C.	1-1	1	0	3	0
George	1-1	1	1	3	0
Hawthorne	0-0	1	0	1	0
Totals	31-71	24	24	86	46

Marquette - - 81					
Name	FG	FT	PF	TP	RB
Hopfensperger	5-11	6	4	16	0
Schulz	5-11	12	4	22	9
Rand	7-11	3	5	17	12
Bugalski	0-5	7	4	7	6
Walczak	1-7	1	3	3	3
O'Keefe	0-1	0	0	0	2
Wittberger	7-14	2	5	16	6
Vanvooren	0-0	0	0	0	0
Sevcik	0-0	0	1	0	1
Totals	25-61	31	26	81	41

SCORE BY PERIODS				ATTENDANCE: 9,700
Iowa	46	40	86	
Marquette	33	48	81	

LASALLE 76, IOWA 73 (Final Four)

March 18, 1955, Kansas City, MO

Iowa - - 73				
Name	FG	FT	PF	TP
Davis	1	0	2	2
Schoof	3	0	4	6
Cain	8	1	3	17
Logan	7	6	3	20
Seaberg	5	5	2	15
Scheuerman	1	11	3	13
Totals	25	23	17	73

LaSalle - - 76				
Name	FG	FT	PF	TP
O'Malley	1	4	1	6
Maples	1	2	0	4
Singley	5	6	2	16
Blatcher	2	1	5	5
Gola	8	7	4	23
Lewis	5	4	3	14
Greenberg	4	0	4	8
Totals	26	24	19	76

SCORE BY PERIODS				ATTENDANCE: NA
Iowa	36	37	73	
LaSalle	45	31	76	

COLORADO 75, IOWA 54 (Final Four Consolation Game)

March 19, 1955, Kansas City, MO

Iowa - - 54				
Name	FG	FT	PF	TP
Davis	1	0	3	2
Schoof	2	2	3	6
Cain	4	6	2	14
Ridley	0	0	0	0
Duncan	0	0	1	0
Logan	5	7	1	17
George	0	3	3	3
Seaberg	1	2	1	4
Johnson	0	0	3	0
Martel	1	0	2	2
Scheuerman	2	2	3	6
Hawthorne	0	0	1	0
Totals	16	22	23	54

Colorado - - 75				
Name	FG	FT	PF	TP
Jeangerard	5	4	3	14
Walter	0	0	0	0
Ranglos	6	6	4	18
Yardley	0	0	0	0
Halderson	4	4	4	12
Hannah	1	4	1	6
Mock	3	7	3	13
Mansfield	0	0	0	0
Peterson	3	4	2	10
Grant	1	0	0	2
Totals	23	29	17	75

SCORE BY PERIODS				ATTENDANCE: NA
Iowa	28	26	54	
Colorado	35	40	75	

IOWA 97, MOREHEAD STATE 83 (Sweet 16)

March 15, 1956, Iowa City, IA

Iowa - - 97

Name	FG	FT	PF	TP	RB
Cain	8-25	12-13	3	28	14
Schoof	5-13	5-8	3	15	11
Logan	6-21	5-8	2	17	11
Seaberg	4-12	1-1	5	9	7
Scheuerman	6-10	2-3	5	14	5
George	0-4	3-8	4	3	3
Hawthorne	0-7	4-4	4	4	0
Martel	1-4	0-2	3	2	4
Sebolt	0-1	0-1	3	0	1
Paul	1-1	1-2	0	3	1
McConnell	0-2	0-0	2	0	1
Schroeder	0-0	2-2	1	2	2
Totals	31-100	35-52	35	97	60

Morehead State - - 83

Name	FG	FT	PF	TP	RB
Keleher	0-4	3-4	5	3	3
Hamilton	7-18	5-6	5	19	16
Swartz	8-23	4-6	5	20	12
Gaunce	5-14	14-24	3	24	8
Tolle	2-8	2-4	4	6	4
Carroll	1-3	0-0	2	2	1
Richards	0-2	0-0	2	0	1
Jewell	0-2	2-3	1	2	4
Shimfessel	1-4	1-3	5	3	2
Thompson	1-2	2-3	1	4	3
Totals	25-80	33-53	33	83	54

SCORE BY PERIODS

Iowa	54	43	97
Morehead State	35	48	83

ATTENDANCE: 14,500
IOWA 89, KENTUCKY 77 (Elite Eight)

March 17, 1956, Iowa City, IA

Iowa - - 89

Name	FG	FT	PF	TP	RB
Cain	12-21	10-11	2	34	9
Schoof	2-6	0-0	3	4	3
Logan	6-18	2-6	3	14	13
Seaberg	2-12	5-5	1	9	11
Scheuerman	8-13	6-9	4	22	5
George	3-10	0-1	3	6	11
Hawthorne	0-0	0-0	0	0	0
Martel	0-0	0-0	0	0	0
Sebolt	0-0	0-0	0	0	0
Paul	0-2	0-0	0	0	2
McConnell	0-1	0-0	2	0	1
Totals	33-83	23-32	18	89	55

Kentucky - - 77

Name	FG	FT	PF	TP	RB
Bird	9-21	5-9	1	23	24
Grawemeyer	2-10	1-1	4	5	7
Burrow	13-23	5-8	3	31	12
Calvert	3-10	1-1	3	7	6
Hatton	2-4	0-3	2	4	1
Johnson	1-9	1-3	1	3	6
Brewer	2-5	0-0	4	4	1
Collinsworth	0-0	0-0	1	0	0
Cassady	0-0	0-0	0	0	0
Totals	32-82	13-25	19	77	57

SCORE BY PERIODS

Iowa	49	40	89
Kentucky	38	39	77

ATTENDANCE: 15,375
IOWA 83, TEMPLE 76 (Final Four)

March 22, 1956, Evanston, IL

Iowa - - 83

Name	FG	FT	PF	TP	RB
Cain	8-20	4-9	1	20	15
Schoof	5-15	8-9	4	18	18
Logan	13-21	10-15	2	36	8
Seaberg	1-7	0-0	4	2	6
Scheuerman	1-2	2-2	4	4	2
Martel	1-4	1-3	0	3	2
Totals	29-70	25-38	15	83	51
FG%:	.414	FT%:	.658		

Temple - - 76

Name	FG	FT	PF	TP	RB
Norman	1-8	0-2	4	2	17
Reinfeld	1-6	0-0	2	2	2
Fleming	1-4	0-0	1	4	2
Cohen	3-7	0-1	5	6	12
VanPatton	1-4	0-1	4	2	5
Rodgers	12-29	4-9	3	28	7
Lear	15-30	2-4	4	32	2
Totals	35-88	6-17	23	76	47
FG%:	.398	FT%:	.353		

SCORE BY PERIODS

Iowa	39	44	83
Temple	36	40	76

ATTENDANCE: 10,525
SAN FRANCISCO 83, IOWA 71 (National Championship)

March 23, 1956, Evanston, IL

Iowa - - 71

Name	FG	FT	PF	TP	RB
Cain	7-25	3-4	1	17	12
Schoof	5-10	4-4	3	14	9
Logan	5-23	2-2	3	12	15
George	0-0	0-0	0	0	0
Seaberg	5-13	7-10	1	17	4
Martel	0-1	0-0	0	0	0
Scheuerman	4-7	3-4	2	11	7
McConnell	0-0	0-0	0	0	1
Totals	26-81	19-24	10	71	48
FG%:	.325	FT%:	.750		

San Francisco - - 83

Name	FG	FT	PF	TP	RB
Boldt	7-15	1-2	4	16	5
Baxter	2-6	0-0	0	4	0
Farmer	0-10	0-0	2	0	12
Preaseau	3-4	1-2	3	7	3
Russell	11-24	4-5	2	26	27
Nelson	0-0	0-0	0	0	0
Perry	6-14	2-2	2	14	4
Bush	0-0	0-0	0	0	0
Brown	6-14	4-4	0	16	9
Payne	0-0	0-0	0	0	0
Totals	35-87	13-15	13	83	60
FG%:	.402	FT%:	.813		

SCORE BY PERIODS

Iowa	33	38	71
San Francisco	38	45	83

ATTENDANCE: NA

IOWA'S NCAA BOX SCORES



JACKSONVILLE 104, IOWA 103 (Sweet 16)

March 12, 1970, Columbus, OH

Iowa - - 103

Name	FG	FT	PF	RB	TP
Vidnovic	8-13	8-11	3	8	24
Johnson	9-19	1-3	3	8	19
Jensen	1-8	2-3	3	4	4
Brown	13-23	1-2	3	4	27
Calabria	7-12	7-8	4	8	21
McGilmer	4-8	0-2	4	3	8
Grabinski	0-0	0-2	0	2	0
Team				9	
Totals	42-83	19-31	20	46	103
	FG%: .506	FT%: .612			

Jacksonville - - 104

Name	FG	FT	PF	RB	TP
Blevins	0-1	0-0	3	1	0
Burrows	11-12	1-2	3	9	23
Gilmore	13-24	4-7	5	17	30
Wedeking	2-8	1-3	1	4	5
Morgan	9-14	5-9	4	4	23
Dublin	2-8	0-0	5	2	4
Nelson	6-7	6-6	1	9	18
McIntyre	0-1	1-2	0	1	1
Baldwin	0-1	0-0	1	0	0
Team				4	
Totals	43-76	18-29	23	51	104
	FG%: .565	FT%: .620			

SCORE BY PERIODS

Iowa	49	54	103
Jacksonville	50	54	104

ATTENDANCE: 13,937

IOWA 121, NOTRE DAME 106 (Sweet 16 Consolation)

March 14, 1970, Columbus, OH

Iowa - - 121

Name	FG	FT	PF	RB	TP
Vidnovic	7-14	10-10	1	11	24
Johnson	14-31	3-3	3	9	31
Jensen	2-2	1-1	1	7	5
Brown	8-16	0-0	3	6	16
Calabria	15-22	1-2	3	8	31
McGilmer	6-9	0-0	3	6	12
Schultz	0-1	0-0	0	0	0
Hodge	0-0	2-2	0	0	2
Grabinski	0-1	0-1	1	0	0
Hazley	0-1	0-0	0	1	0
Miller	0-1	0-0	0	1	0
Team				3	
Totals	52-98	17-19	15	52	121
	FG%: .530	FT%: .894			

Notre Dame - - 106

Name	FG	FT	PF	RB	TP
Jones	12-24	0-0	3	8	24
Carr	21-39	3-4	2	10	45
Catlett	3-10	1-1	2	6	7
O'Connell	1-3	0-0	1	0	2
Meehan	1-3	1-1	0	1	3
Ziznewski	2-6	3-4	2	10	7
Sinnott	2-5	6-6	2	3	10
Hinga	2-5	2-2	1	2	6
Gallagher	1-2	0-0	0	2	2
Team				8	
Totals	45-97	16-18	13	50	106
	FG%: .463	FT%: .888			

SCORE BY PERIODS

Iowa	75	46	121
Notre Dame	42	64	106

ATTENDANCE: 13,865

TOLEDO 74, IOWA 72 (2nd Round)

March 10, 1979, Bloomington, IN

Iowa - - 72

Name	FG	FT	RB	PF	TP	A	TO	BK	S	MIN
Mayfield	8-11	3-8	5	4	19	1	0	1	1	28
Boyle	2-9	3-6	4	2	7	0	3	0	1	34
Waite	1-2	0-0	3	3	2	0	0	1	0	22
Lester	9-13	5-6	4	4	23	6	3	1	2	38
Peth	1-3	1-2	2	5	3	2	1	0	0	23
Krafcsin	2-4	2-5	6	5	6	2	2	0	1	18
Norman	4-8	0-0	0	5	8	1	2	0	0	17
Brookins	2-3	0-0	2	3	4	0	1	0	0	10
Arnold	0-2	0-0	1	0	0	2	0	0	0	10
Team					6					
Totals	29-55	14-27	33	31	72	14	12	3	5	200
	FG%: .527	FT%: .519								

Toledo - - 74

Name	FG	FT	RB	PF	TP	A	TO	BK	S	MIN
Swaney	5-12	2-2	4	4	12	0	2	1	0	16
Appel	2-4	0-0	3	2	4	1	0	0	0	24
Miller	5-8	8-17	14	4	18	4	2	0	1	40
Joplin	3-7	9-11	0	4	15	3	2	0	3	32
Lehman	2-4	6-8	5	2	10	3	5	0	0	35
Selgo	2-4	2-2	4	5	6	2	1	0	1	23
Knuckles	3-4	1-1	2	2	7	0	6	0	0	15
Garwood	0-0	0-0	0	1	0	0	1	0	0	1
Montague	1-2	0-0	1	0	2	0	0	0	0	14
Team					11					
Totals	23-45	28-41	41	24	74	13	19	1	5	200
	FG%: .511	FT%: .683								

SCORE BY PERIODS

Iowa	41	31	72
Toledo	29	45	74

ATTENDANCE: 8,500

IOWA 86, VIRGINIA COMMONWEALTH 72 (1st Round)

March 6, 1980, Greensboro, NC

Iowa - - 86

Name	FG	FT	RB	PF	TP	A	TO	BK	S	MIN
Boyle	8-14	1-3	8	3	17	4	2	0	1	39
Waite	7-14	3-4	10	3	17	2	3	0	1	34
Krafcsin	5-9	0-1	9	3	10	5	4	1	1	32
Lester	4-8	9-13	1	2	17	8	1	0	0	32
Arnold	8-12	7-8	4	3	23	4	0	0	2	36
Hansen	0-0	0-0	1	1	0	1	2	1	0	8
Brookins	1-3	0-0	6	2	2	1	1	1	0	16
Heller	0-0	0-0	0	0	0	0	0	0	0	1
Darsee	0-0	0-0	0	0	0	0	0	0	0	1
Grogan	0-0	0-0	0	0	0	0	0	0	0	1
Team					4					
Totals	33-60	20-29	43	17	86	25	13	3	5	200
	FG%: .550	FT%: .690								

Virginia Commonwealth - - 72

Name	FG	FT	RB	PF	TP	A	TO	BK	S	MIN
Kottak	4-9	2-2	3	5	10	2	0	0	1	33
McCray	9-18	0-1	11	4	18	1	2	2	1	37
Jones	2-5	1-1	7	3	5	0	4	1	0	27
Knight	6-19	1-1	7	4	13	5	2	0	2	33
Sherod	5-11	4-7	3	4	14	5	2	0	2	40
Harris	0-1	2-2	0	2	2	0	0	0	0	5
Stancel	5-7	0-0	3	2	10	1	0	0	0	21
Shropshire	0-0	0-0	0	1	0	0	0	0	0	2
Ringo	0-0	0-0	0	0	0	0	0	0	0	1
Bates	0-0	0-0	0	0	0	0	0	0	0	1
Totals	31-70	10-14	34	25	72	14	10	3	6	200
	FG%: .433	FT%: .714								

SCORE BY PERIODS

Iowa	39	47	86
VCU	28	44	72

ATTENDANCE: 6,865

IOWA 77, NORTH CAROLINA STATE 64 (2nd Round)

March 8, 1980, Greensboro, NC

Iowa - - 77

Name	FG	FT	RB	PF	TP	A	TO	BK	S	MIN
Boyle	3-5	3-5	7	3	9	3	1	0	2	33
Waite	0-4	3-5	4	1	3	0	2	0	0	33
Kraficisin	0-2	7-8	4	1	7	1	1	1	0	18
Lester	6-10	5-6	0	4	17	4	3	0	1	28
Arnold	6-11	6-8	4	1	18	2	0	1	0	39
Hansen	2-5	0-0	2	2	4	3	1	0	1	17
Brookins	7-7	3-5	2	2	17	0	2	2	0	31
Heller	1-1	0-0	0	0	2	0	0	0	0	1
Team			7							
Totals	25-45	27-37	30	14	77	13	10	4	4	200
FG%:	.556	FT%:	.730							

North Carolina State - - 64

Name	FG	FT	RB	PF	TP	A	TO	BK	S	MIN
Whitney	5-16	0-2	11	5	10	4	2	1	0	35
Bailey	0-3	2-2	3	3	2	0	1	0	1	23
Watts	6-6	0-0	4	2	12	1	2	2	0	24
Austin	9-18	0-0	1	4	18	0	3	0	0	23
Lowe	1-3	3-4	0	3	5	10	2	0	1	33
Matthews	3-6	0-0	0	1	6	0	1	0	0	19
Jones	2-4	0-1	4	3	4	2	2	0	1	28
Parzych	0-0	0-0	0	0	0	0	0	0	0	2
Whittenburg	2-4	0-0	1	1	4	0	0	0	0	7
Perry	0-0	0-0	0	0	0	0	0	0	0	2
Nevitt	1-1	0-0	1	3	2	0	0	1	0	3
Weber	0-0	1-1	0	0	1	2	0	0	0	1
Team			4							
Totals	29-61	6-10	29	25	64	19	13	4	3	200
FG%:	.415	FT%:	.600							

SCORE BY PERIODS

Iowa	26	51	77
NC State	29	35	64

ATTENDANCE: 13,210
IOWA 88, SYRACUSE 77 (Sweet 16)

March 14, 1980, Philadelphia, PA

Iowa - - 88

Name	FG	FT	RB	PF	TP	A	TO	BK	S	MIN
Brookins	5-10	11-12	5	4	21	2	1	2	0	31
Boyle	8-12	2-2	5	3	18	0	3	0	0	40
Kraficisin	6-9	2-2	3	5	14	1	0	1	1	23
Lester	3-10	3-5	3	1	9	7	3	0	2	35
Arnold	2-7	8-13	5	1	12	5	1	0	2	35
Hansen	1-2	2-2	1	4	4	3	1	0	0	15
Waite	4-5	2-3	5	2	10	0	3	2	0	21
Team			4							
Totals	29-55	30-39	31	20	88	18	12	5	5	200
FG%:	.527	FT%:	.760							

Syracuse - - 77

Name	FG	FT	RB	PF	TP	A	TO	BK	S	MIN
Stantifer	5-9	4-4	3	4	14	1	3	0	1	31
Orr	10-17	5-5	16	2	25	8	5	0	0	39
Bouie	7-8	4-5	3	5	18	0	2	2	0	19
Moss	4-7	0-0	1	5	8	3	2	0	2	29
Headd	0-7	0-0	3	2	0	3	2	0	0	26
Bruin	1-5	0-0	3	3	2	2	1	0	1	21
Cohen	0-2	0-0	1	4	0	2	1	0	1	13
Schayes	2-7	6-9	2	3	10	1	1	0	0	22
Team			5							
Totals	29-62	19-23	37	28	77	20	17	2	5	200
FG%:	.468	FT%:	.826							

SCORE BY PERIODS

Iowa	40	48	88
Syracuse	33	44	77

ATTENDANCE: 17,569
IOWA 81, GEORGETOWN 80 (Elite Eight)

March 16, 1980, Philadelphia, PA

Iowa - - 81

Name	FG	FT	RB	PF	TP	A	TO	BK	S	MIN
Brookins	10-17	2-2	4	1	22	0	1	1	1	39
Boyle	7-11	0-0	3	4	14	4	1	0	1	34
Kraficisin	1-2	0-1	3	2	2	1	0	1	0	21
Lester	2-7	4-4	2	3	8	9	0	0	1	39
Arnold	5-8	2-2	2	1	12	3	1	0	1	32
Waite	4-4	7-7	4	3	15	2	2	0	0	22
Hansen	2-2	4-4	1	1	8	1	1	0	0	13
Team			2							
Totals	31-51	19-20	21	15	81	20	6	2	4	200
FG%:	.608	FT%:	.950							

Georgetown - - 80

Name	FG	FT	RB	PF	TP	A	TO	BK	S	MIN
Dutch	1-4	0-0	3	3	2	0	0	0	0	12
Shelton	7-10	2-3	5	5	16	0	1	1	0	32
Hancock	2-3	0-0	1	1	4	0	1	0	0	12
Floyd	11-14	9-10	3	0	31	2	1	0	1	36
Doren	5-9	0-0	3	2	10	8	4	0	1	36
Smith	2-5	0-0	0	1	4	2	1	0	0	28
Frazier	4-5	1-1	3	4	9	0	1	0	1	15
Fenlon	0-1	0-0	0	1	0	1	1	0	0	6
Spriggs	0-2	2-2	2	2	2	0	1	1	0	15
Bullis	1-2	0-0	1	0	2	0	0	0	0	6
Team			3							
Totals	33-55	14-16	24	19	80	13	10	2	3	200
FG%:	.620	FT%:	.875							

SCORE BY PERIODS

Iowa	32	49	81
Georgetown	42	38	80

ATTENDANCE: 15,981
LOUISVILLE 80, IOWA 72 (Final Four)

March 22, 1980, Indianapolis, IN

Iowa - - 72

Name	FG	FT	RB	PF	TP	A	TO	BK	S	MIN
Brookins	6-18	2-2	6	5	14	2	2	0	1	33
Boyle	0-8	0-0	7	2	0	5	4	0	2	38
Kraficisin	4-5	4-4	3	5	12	0	1	1	0	32
Lester	4-4	2-2	1	2	10	1	0	0	0	12
Arnold	9-17	2-2	3	1	20	5	1	0	1	39
Waite	4-6	1-1	2	5	9	0	3	0	2	29
Hansen	2-8	3-4	4	2	7	4	0	0	1	17
Gannon	0-0	0-0	0	0	0	0	0	0	0	1
Henry	0-0	0-0	0	1	0	0	0	0	0	1
Totals	29-66	14-15	26	23	72	17	11	1	7	200
FG%:	.439	FT%:	.933							

Louisville - - 80

Name	FG	FT	RB	PF	TP	A	TO	BK	S	MIN
Brown	1-3	0-2	5	4	2	2	4	0	0	29
Smith	3-7	7-8	8	2	13	2	1	0	0	37
McCray	5-7	4-4	9	2	14	3	2	2	2	37
Eaves	2-4	4-5	4	1	8	1	1	0	0	22
Griffith	14-21	6-8	5	1	34	6	4	2	3	36
Wright	1-2	0-0	3	1	2	1	1	0	0	15
Burkman	2-3	3-4	2	3	7	0	5	0	1	22
Branch	0-0	0-0	0	0	0	0	0	0	0	2
Deuser	0-0	0-0	0	0	0	0	0	0	0	1
Cleveland	0-0	0-0	0	0	0	0	0	0	0	1
Pulliam	0-0	0-0	0	0	0	0	0	0	0	1
Totals	28-47	24-31	36	14	80	15	18	4	6	200
FG%:	.596	FT%:	.774							

SCORE BY PERIODS

Iowa	29	43	72
Louisville	34	46	80

ATTENDANCE: 16,637

PURDUE 75, IOWA 58 (Final Four Consolation Game)

March 24, 1980, Indianapolis, IN

Iowa - - 58

Name	FG	FT	RB	PF	TP	A	TO	BK	S	MIN
Brookins	2-6	0-1	6	5	4	2	2	1	0	20
Waite	3-5	2-5	7	4	8	1	3	1	1	27
Krafcsin	2-8	2-2	6	5	6	1	3	0	1	24
Arnold	8-14	3-5	2	2	19	3	6	0	1	40
Boyle	3-8	3-4	7	4	9	2	3	0	1	36
Hansen	4-13	2-2	4	4	10	3	2	0	1	30
Gannon	1-8	0-0	3	0	2	0	0	0	0	15
Heller	0-2	0-0	1	1	0	0	0	0	0	4
Henry	0-1	0-0	1	1	0	0	1	1	0	4
Grogan	0-0	0-0	0	0	0	0	0	0	0	1
Arens	0-0	0-0	0	0	0	0	0	0	0	1
Darsee	0-0	0-0	0	0	0	0	0	0	0	1
Team			3							
Totals	23-65	12-19	40	26	58	12	20	3	5	200
FG%:	.354	FT%:	.632							

Purdue - - 75

Name	FG	FT	RB	PF	TP	A	TO	BK	S	MIN
Morris	3-3	1-1	1	3	7	3	5	0	1	22
Hallman	4-9	0-3	3	3	8	2	2	0	2	35
Carroll	14-17	7-11	12	3	35	2	7	4	0	37
Edmonson	6-11	5-8	4	2	17	3	4	2	1	35
Walker	0-1	0-0	5	3	0	4	5	0	2	20
Stallings	1-3	2-2	1	1	4	3	0	0	1	12
Walker	1-3	2-3	4	2	4	4	0	0	1	26
Barnes	0-2	0-0	1	0	0	0	0	0	0	5
Others	0-2	0-0	1	3	0	1	0	0	0	8
Team			4							
Totals	29-49	17-28	36	20	75	22	23	6	8	200
FG%:	.592	FT%:	.607							

SCORE BY PERIODS

Iowa	27	31	58
Purdue	32	43	75

ATTENDANCE: 16,637

WICHITA STATE 60, IOWA 56 (2nd Round)

March 15, 1981, Wichita, KS

Iowa - - 56

Name	FG	FT	RB	PF	TP	A	TO	BK	S	MIN
Brookins	6-8	4-6	3	3	16	3	2	0	2	35
Waite	2-4	1-1	3	4	3	0	2	0	0	19
Krafcsin	6-13	1-3	7	5	13	0	1	0	2	24
Arnold	5-10	2-2	1	0	12	2	3	0	0	35
Boyle	2-10	0-0	1	5	4	3	3	0	4	35
Carfino	0-1	0-0	1	1	0	0	0	0	0	10
Johnson	1-2	0-0	1	0	2	0	0	0	0	4
Hansen	1-1	0-0	2	2	2	2	3	0	0	14
Gannon	1-5	0-0	6	3	2	0	1	0	1	24
Team			1							
Totals	24-54	8-12	26	23	56	10	15	0	10	200
FG%:	.444	FT%:	.667							

Wichita State - - 60

Name	FG	FT	RB	PF	TP	A	TO	BK	S	MIN
Carr	6-15	8-10	12	3	20	1	3	5	3	39
Jackson	2-5	0-0	3	4	4	2	4	0	1	35
Levingston	10-18	5-8	16	2	25	1	5	0	0	39
Smithson	1-2	4-6	2	3	6	5	2	0	1	40
Martin	2-4	0-0	1	3	4	1	2	0	0	11
Gibbs	0-2	0-0	1	2	0	2	2	0	0	12
Jones	0-1	1-2	2	1	1	0	2	0	0	9
Papke	0-2	0-0	0	2	0	1	0	0	0	14
Denny	0-0	0-0	0	0	0	0	0	0	0	1
Team			2							
Totals	21-49	18-26	39	20	60	13	20	5	5	200
FG%:	.428	FT%:	.692							

SCORE BY PERIODS

Iowa	36	20	56
Wichita State	25	35	60

ATTENDANCE: 10,666

IOWA 70, NORTHEAST LOUISIANA 63 (1st Round)

March 12, 1982, Pullman, WA

Iowa - - 70

Name	FG	FT	RB	PF	TP	A	TO	BK	S	MIN
Boyle	4-8	3-3	6	5	11	2	0	1	0	32
Payne	0-6	1-4	14	4	1	0	4	1	0	30
Stokes	5-10	1-2	6	3	11	0	3	3	1	21
Hansen	7-14	5-5	4	4	19	2	7	1	2	31
Arnold	5-9	4-4	4	3	14	1	2	0	0	39
Carfino	4-5	4-4	0	2	12	5	2	0	1	31
Anderson	0-0	0-0	0	0	0	0	0	0	0	1
Gannon	1-5	0-0	2	1	2	2	1	0	0	15
Team			5							
Totals	26-57	18-22	41	22	70	12	19	6	4	200
FG%:	.456	FT%:	.818							

Northeast Louisiana - - 63

Name	FG	FT	RB	PF	TP	A	TO	BK	S	MIN
Wilson	6-15	6-8	10	3	18	1	2	0	1	37
Martin	6-15	4-5	11	1	16	0	4	0	0	40
Morris	5-16	5-6	7	4	15	0	4	0	1	40
Butler	5-10	0-0	2	3	10	0	2	0	0	36
Richard	2-6	0-0	0	5	4	1	3	0	0	32
Douglas	0-2	0-0	0	0	0	1	0	0	0	5
Dean	0-1	0-1	1	1	0	0	1	0	0	7
Williams	0-0	0-0	1	1	0	0	0	0	0	3
Totals	24-65	15-20	38	18	63	3	16	0	2	200
FG%:	.369	FT%:	.750							

SCORE BY PERIODS

Iowa	28	42	70
NE Louisiana	29	34	63

ATTENDANCE: 9,420

IDAHO 69, IOWA 67 -- OT (2nd Round)

March 14, 1982, Pullman, WA

Iowa - - 67

Name	FG	FT	RB	PF	TP	A	TO	BK	S	MIN
Hansen	5-12	1-2	4	3	11	1	2	0	0	44
Boyle	5-7	0-0	2	5	10	1	2	0	1	33
Payne	4-11	1-2	7	5	9	4	2	2	0	28
Carfino	4-6	0-0	4	5	8	3	2	0	0	25
Arnold	3-8	2-2	2	3	8	5	1	0	0	45
Berkenpas	1-2	0-0	0	0	2	0	1	0	0	4
Dennard	2-4	2-3	2	1	6	0	0	0	0	11
Anderson	2-4	1-3	2	0	5	1	0	0	0	22
Stokes	2-3	4-7	2	5	8	0	0	0	1	13
Team			9							
Totals	28-57	11-19	34	27	67	15	10	2	2	225
FG%:	.491	FT%:	.579							

Idaho - - 69

Name	FG	FT	RB	PF	TP	A	TO	BK	S	MIN
Herbert	1-6	2-2	3	3	4	1	3	0	0	45
Hopson	7-12	7-10	9	3	21	1	2	1	0	45
Smith	7-10	2-3	8	5	16	1	2	1	0	34
Kellerman	5-9	4-6	2	4	14	2	2	0	1	45
Owens	0-5	12-12	1	2	12	4	5	0	0	45
Prigge	0-2	2-2	0	1	2	0	0	0	0	11
Team			9							
Totals	20-44	29-35	33	18	69	9	14	2	1	225
FG%:	.455	FT%:	.829							

SCORE BY PERIODS

Iowa	23	34	10	67
Idaho	33	24	12	69

ATTENDANCE: 12,340

IOWA 64, UTAH STATE 59 (1st Round)

March 18, 1983, Louisville, KY

Iowa - - 64

Name	FG	FT	RB	PF	TP	A	TO	BK	S	MIN
Payne	2-9	2-2	10	5	6	1	3	2	1	35
Gannon	2-4	5-8	7	1	9	0	0	0	0	39
Stokes	7-12	3-4	9	4	17	0	3	1	1	31
Carfino	1-5	3-6	0	3	5	3	2	0	5	34
Hansen	8-20	8-8	7	3	24	0	1	0	0	38
Anderson	0-1	3-4	1	0	3	1	0	0	0	10
Banks	0-1	0-0	1	3	0	4	0	0	0	9
Berkenpas	0-2	0-0	0	0	0	1	0	0	0	2
Dennard	0-1	0-0	0	1	0	0	0	0	0	2
Team			1							
Totals	20-55	24-32	36	20	64	10	9	3	7	200
	FG%:	.364	FT%:	.750						

Utah State - - 59

Name	FG	FT	RB	PF	TP	A	TO	BK	S	MIN
McCullough	4-8	4-4	7	4	12	3	4	0	0	33
Ence	3-6	2-3	5	4	8	3	1	0	1	35
Grant	7-15	3-5	10	2	17	3	3	3	0	37
Washington	2-4	0-0	0	5	4	0	5	0	0	27
McMullin	2-6	0-2	4	3	4	1	1	0	0	35
Harries	1-3	0-0	1	2	2	0	3	1	0	9
Peterson	3-3	0-0	2	2	6	0	1	0	0	11
Rotta	1-2	4-5	1	2	6	0	0	0	0	13
Team			2							
Totals	23-47	13-19	32	24	59	10	18	4	1	200
	FG%:	.489	FT%:	.684						

SCORE BY PERIODS

Iowa	30	34	64
Utah State	37	22	59

ATTENDANCE: 12,745
IOWA 77, MISSOURI 63 (2nd Round)

March 20, 1983, Louisville, KY

Iowa - - 77

Name	FG	FT	RB	PF	TP	A	TO	BK	S	MIN
Payne	7-12	5-6	7	3	19	1	1	1	2	39
Gannon	4-6	3-5	9	2	11	4	1	0	1	38
Stokes	7-11	8-10	6	2	22	2	1	3	0	39
Carfino	3-4	2-3	5	3	8	2	2	0	2	36
Hansen	4-12	7-8	6	3	15	3	5	0	0	37
Banks	1-1	0-1	1	1	2	1	0	0	0	7
Anderson	0-0	0-0	0	0	0	0	0	0	1	1
King	0-0	0-0	0	0	0	0	0	0	0	1
Dennard	0-0	0-0	1	0	0	0	0	0	0	1
Lohaus	0-0	0-0	0	0	0	0	0	0	0	1
Team			1							
Totals	26-46	25-33	36	14	77	13	10	4	6	200
	FG%:	.565	FT%:	.758						

Missouri - - 63

Name	FG	FT	RB	PF	TP	A	TO	BK	S	MIN
Cavener	4-9	1-2	10	4	9	1	4	0	1	37
Jones	2-4	2-2	5	4	6	2	0	0	0	24
Stipanovich	3-11	0-0	8	5	6	1	2	1	1	33
Bridges	5-7	0-1	2	4	10	2	2	0	0	35
Sundvold	14-24	1-2	1	3	29	2	2	0	0	39
Dressler	0-4	0-0	1	2	0	2	0	0	1	18
Walker	0-0	0-0	0	0	0	0	0	0	0	1
Moody	0-2	0-2	0	3	0	1	0	0	0	10
Roundtree	0-0	0-0	0	0	0	0	0	0	0	1
Laurie	1-1	1-2	0	0	3	0	0	0	0	1
Musser	0-0	0-0	1	0	0	0	0	0	0	1
Totals	29-62	5-11	28	25	63	11	10	1	3	200
	FG%:	.468	FT%:	.455						

SCORE BY PERIODS

Iowa	32	45	77
Missouri	20	43	63

ATTENDANCE: 14,105
VILLANOVA 55, IOWA 54 (Sweet 16)

March 25, 1983, Kansas City, MO

Iowa - - 54

Name	FG	FT	RB	PF	TP	A	TO	BK	S	MIN
Payne	1-6	1-2	2	5	3	1	2	0	0	24
Gannon	2-5	0-0	1	3	4	0	1	0	2	30
Stokes	10-15	2-4	11	3	22	1	3	1	2	39
Carfino	1-7	0-0	5	3	2	5	1	0	4	39
Hansen	9-15	3-4	8	2	21	3	2	0	0	40
Banks	1-4	0-1	2	0	2	0	1	1	1	23
Anderson	0-1	0-0	0-0	0	0	1	0	0	0	5
Team			1							
Totals	24-53	6-11	30	16	54	10	10	2	9	200
	FG%:	.463	FT%:	.545						

Villanova - - 55

Name	FG	FT	RB	PF	TP	A	TO	BK	S	MIN
Pressley	1-5	0-0	3	0	2	3	1	1	1	24
Pickney	2-6	4-4	11	4	8	3	1	1	2	38
Pinone	6-12	6-6	9	4	18	1	3	1	1	39
Gringer	5-9	1-4	1	1	11	4	4	0	1	39
McClain	5-9	0-0	1	3	10	1	3	0	1	30
McLain	0-1	2-2	0	2	2	0	1	0	0	9
Hulquin	2-2	0-0	1	4	4	1	0	0	0	11
Dobbs	0-0	0-0	0	0	0	0	0	0	0	1
Team			1							
Totals	21-44	13-16	27	18	55	13	13	3	6	200
	FG%:	.477	FT%:	.813						

SCORE BY PERIODS

Iowa	24	30	54
Villanova	24	31	55

ATTENDANCE: 17,036
ARKANSAS 63, IOWA 54 (1st Round)

March 14, 1985, Salt Lake City, UT

Iowa - - 54

Name	FG	FT	RB	PF	TP	A	TO	BK	S	MIN
Payne	1-4	0-0	4	2	2	1	2	1	3	33
Lorenzen	1-3	0-2	3	3	2	0	2	0	1	21
Stokes	6-12	2-2	8	5	14	2	5	0	0	32
Banks	3-8	0-1	5	3	6	6	3	0	2	35
Berkenpas	8-17	0-0	2	3	16	2	0	0	4	31
Wright	5-7	4-7	5	3	14	2	3	0	1	25
Reaves	0-2	0-0	0	1	0	1	0	0	1	8
Jones	0-1	0-2	1	2	0	1	0	0	0	3
Moe	0-2	0-0	0	0	0	2	0	0	0	7
Morgan	0-1	0-0	0	0	0	0	1	0	0	1
Snedeker	0-0	0-0	1	1	0	0	0	0	0	3
Hill	0-0	0-0	0	1	0	1	0	0	0	1
Team			4							
Totals	24-57	6-15	33	24	54	18	16	1	12	200
	FG%:	.421	FT%:	.400						

Arkansas - - 63

Name	FG	FT	RB	PF	TP	A	TO	BK	S	MIN
Mills	2-6	6-8	3	4	10	5	7	0	1	27
Balentine	6-7	2-2	8	4	14	3	1	0	3	39
Kleine	10-17	5-8	14	3	25	0	3	0	2	38
Hutchinson	0-3	4-7	3	3	4	5	3	0	2	30
Freeman	3-5	0-0	4	0	6	2	2	0	1	28
Rehl	1-2	0-0	0	2	2	1	0	0	0	6
Irvin	1-6	0-0	1	0	2	0	0	0	0	14
Moore	0-0	0-0	1	0	0	0	0	0	0	9
Lang	0-0	0-2	0	2	0	0	1	1	0	8
Poerschke	0-0	0-0	0	0	0	0	0	0	1	1
Team			5							
Totals	23-46	17-27	39	18	63	16	17	1	10	200
	FG%:	.500	FT%:	.629						

SCORE BY PERIODS

Iowa	33	21	54
Arkansas	26	37	63

ATTENDANCE: 6,928

IOWA'S NCAA BOX SCORES



NC STATE 66, IOWA 64 (1st Round)

March 14, 1986, Minneapolis, MN

Iowa -- 64										
Name	FG	FT	RB	PF	TP	A	TO	BK	S	MIN
Wright	5-8	5-5	7	5	15	1	2	0	1	33
Marble	5-11	5-12	5	3	15	1	1	1	1	36
Lorenzen	3-5	2-4	5	5	8	0	0	0	0	25
Jones	3-7	2-2	1	1	8	1	1	0	1	30
Banks	8-13	0-0	4	2	16	0	1	0	2	40
Moe	1-3	0-1	0	1	2	1	1	0	0	14
Horton	0-0	0-2	1	4	0	0	0	0	1	10
Lohaus	0-1	0-0	1	0	0	0	1	0	0	11
Others	0-0	0-0	0	0	0	0	0	0	0	2
Team			7							
Totals	25-48	14-26	31	21	64	4	7	1	6	200
	FG%: .520		FT%: .538							

North Carolina State -- 66

Name	FG	FT	RB	PF	TP	A	TO	BK	S	MIN
Bolton	5-7	3-4	6	5	13	2	0	0	0	33
Shackleford	5-10	0-3	8	3	10	0	0	0	1	35
Washburn	8-20	2-7	9	2	18	2	2	0	1	34
McMillan	5-10	5-6	6	4	15	3	4	0	1	40
Myers	2-8	0-0	2	3	4	0	2	0	1	36
Brown	1-2	0-0	2	0	2	0	0	0	0	10
Others	2-4	0-1	2	2	4	1	0	0	1	12
Team			7							
Totals	28-61	10-21	42	19	66	8	8	0	5	200
	FG%: .459		FT%: .476							

SCORE BY PERIODS				ATTENDANCE: 27,444			
Iowa		39	25	64			
NC State		36	30	66			

IOWA 99, SANTA CLARA 76 (1st Round)

March 13, 1987, Tucson, AZ

Iowa -- 99											
Name	FG	3-PT	FT	RB	PF	TP	A	TO	BK	S	MIN
Wright	1-4	0-0	2-4	3	3	4	0	2	0	1	18
Marble	8-10	0-2	0-0	7	1	16	2	2	1	2	22
Lohaus	2-4	0-1	2-2	1	0	6	1	1	0	0	18
Armstrong	1-3	0-1	0-0	1	1	2	4	1	0	2	18
Gamble	8-8	0-0	2-2	1	2	18	1	0	0	2	18
Moe	3-5	2-3	4-4	4	3	12	1	2	0	0	17
Horton	4-7	0-0	3-4	2	2	11	1	1	0	1	14
Jones	0-4	0-0	4-6	5	2	4	1	1	0	2	15
Lorenzen	4-6	0-1	0-0	4	3	8	1	1	0	1	16
Reaves	2-2	0-0	5-6	3	1	9	0	4	0	1	14
Hill	0-2	0-0	1-2	4	1	1	1	2	0	0	9
Morgan	2-4	0-0	0-0	3	2	4	0	2	0	1	11
Jepsen	1-2	0-0	0-1	3	3	2	0	1	0	0	5
Jewell	1-2	0-0	0-0	0	0	2	1	0	0	0	5
Team				2							
Totals	37-63	2-8	23-31	43	24	99	14	20	1	13	200
	FG%: .587		3-PT%: .250							FT%: .742	

Santa Clara -- 76

Name	FG	3-PT	FT	RB	PF	TP	A	TO	BK	S	MIN
Gordon	9-14	0-0	6-6	6	3	24	0	3	0	0	37
Moody	0-5	0-2	1-2	2	4	1	1	3	0	0	17
Weiss	2-4	0-0	5-7	2	2	9	1	1	0	0	28
Appiah	1-6	0-0	2-3	2	4	4	2	2	0	0	24
Lane	6-11	2-2	4-4	1	4	18	3	3	0	4	33
Horvath	1-1	0-0	0-0	1	1	2	0	3	0	1	17
Burley	4-12	3-9	0-0	0	3	11	2	4	0	0	20
McPherson	0-2	0-0	0-0	3	1	0	0	1	1	0	13
Others	2-2	1-1	2-4	3	1	7	0	1	0	0	11
Team				3							
Totals	25-57	6-14	20-26	23	23	76	9	21	1	5	200
	FG%: .439		3-PT%: .429							FT%: .769	

SCORE BY PERIODS				ATTENDANCE: 13,214			
Iowa		51	48	99			
Santa Clara		22	54	76			

IOWA 84, TEXAS-EL PASO 82 (2nd Round)

March 15, 1987, Tucson, AZ

Iowa -- 84											
Name	FG	3-PT	FT	RB	PF	TP	A	TO	BK	S	MIN
Marble	9-14	0-1	10-11	7	1	28	3	4	1	1	36
Gamble	6-9	0-1	2-3	4	3	14	2	3	0	1	32
Lohaus	2-7	2-4	1-2	5	0	7	2	2	1	1	30
Armstrong	5-8	3-4	3-4	2	0	16	1	3	0	0	29
Wright	2-3	0-0	3-5	4	1	7	1	4	1	0	20
Jones	0-0	0-0	0-0	3	0	0	0	2	0	0	7
Moe	2-4	1-3	0-0	0	1	5	1	1	0	0	12
Horton	1-4	0-0	1-2	6	5	3	1	1	0	0	20
Lorenzen	2-2	0-0	0-2	2	1	4	3	0	0	0	10
Reaves	0-0	0-0	0-0	0	0	0	1	0	0	0	4
Team				4							
Totals	29-51	6-13	20-29	37	12	84	15	20	3	3	200
	FG%: .569		3-PT%: .462							FT%: .690	

Texas-El Paso -- 82

Name	FG	3-PT	FT	RB	PF	TP	A	TO	BK	S	MIN
Sandle	4-6	0-1	0-0	4	5	8	1	0	0	1	24
Gates	4-13	1-4	1-2	3	4	10	1	1	0	1	31
Richmond	6-11	0-0	6-7	5	2	18	0	1	1	2	29
Hardaway	5-7	1-1	0-0	2	3	11	6	0	1	2	29
Jackson	7-17	2-5	0-1	1	2	16	3	2	0	5	30
Blocker	4-12	1-2	0-2	2	3	9	4	2	0	1	23
Campbell	5-9	0-0	0-0	5	2	10	1	3	0	0	25
Stallworth	0-0	0-0	0-0	0	2	0	0	1	0	1	7
Davis	0-1	0-0	0-0	1	0	0	0	1	0	0	2
Team				5							
Totals	35-76	5-13	7-12	28	23	82	16	11	2	13	200
	FG%: .461		3-PT%: .385							FT%: .583	

SCORE BY PERIOD				ATTENDANCE: 13,214			
Iowa		38	46	84			
Texas-El Paso		42	40	82			

IOWA 93, OKLAHOMA 91 -- OT (Sweet 16)

March 20, 1987, Seattle, WA

Iowa -- 93											
Name	FG	3-PT	FT	RB	PF	TP	A	TO	BK	S	MIN
Marble	4-13	0-0	3-5	7	2	11	2	5	0	0	43
Lohaus	4-8	1-2	0-0	5	2	9	3	1	1	1	33
Wright	4-9	0-0	2-2	5	5	10	1	0	1	0	26
Armstrong	4-8	2-4	6-6	3	1	16	10	2	0	1	38
Gamble	11-13	2-2	2-6	3	1	26	4	1	1	2	31
Jones	0-0	0-0	0-0	0	1	0	0	0	0	0	1
Moe	2-8	0-3	1-2	3	1	5	0	1	0	0	18
Horton	2-5	0-0	2-2	4	4	6	1	3	0	2	19
Lorenzen	3-5	0-0	4-4	5	3	10	0	2	0	0	10
Reaves	0-0	0-0	0-0	1	0	0	0	0	0	0	6
Team				6							
Totals	34-69	5-11	20-27	42	20	93	21	15	3	6	225
	FG%: .493		3-PT%: .455							FT%: .741	

Oklahoma -- 91

Name	FG	3-PT	FT	RB	PF	TP	A	TO	BK	S	MIN
Kennedy	8-16	0-0	0-1	3	4	16	4	2	0	1	40
Johnson	8-12	0-0	4-8	12	3	20	0	4	0	1	36
Grant	6-12	0-0	3-3	7	4	15	1	2	3	0	36
Grace	2-4	0-2	2-2	0	4	6	8	1	0	7	26
McCalister	9-18	7-11	1-5	6	2	26	3	3	0	4	45
King	1-4	0-0	0-1	2	2	2	0	0	2	1	13
Watson	0-0	0-0	0-0	0	1	0	0	0	0	0	4
Sieger	2-6	0-1	2-4	3	1	6	5	1	0	0	25
Team				7							
Totals	36-72	7-14	12-24	40	21	91	21	13	5	14	225

NEVADA-LAS VEGAS 84, IOWA 81 (Elite Eight)

March 22, 1987, Seattle, WA

Iowa - - 81

Name	FG	3-PT	FT	RB	PF	TP	A	TO	BK	S	MN
Marble	3-11	0-1	3-7	6	3	9	5	4	0	1	35
Lohaus	4-6	0-1	4-5	7	2	12	1	2	0	1	29
Wright	3-5	0-0	2-4	3	3	8	4	2	0	2	26
Armstrong	6-12	0-1	6-7	2	1	18	2	1	0	1	32
Gamble	7-11	1-2	3-3	3	4	18	2	4	0	1	27
Reaves	2-2	0-0	0-0	1	1	4	1	2	0	1	8
Jones	0-0	0-0	0-0	0	0	0	0	0	0	0	2
Moe	1-2	1-1	1-2	1	3	4	0	1	0	0	16
Horton	4-5	0-0	0-1	4	2	8	1	1	0	0	14
Lorenzen	0-0	0-0	0-0	1	3	0	2	1	0	0	11
Team				5							
Totals	30-54	2-6	19-29	33	22	81	18	18	0	7	200
FG%:	.556	3-PT%:	.333	3-PT%:	.655						

Nevada-Las Vegas - - 84

Name	FG	3-PT	FT	RB	PF	TP	A	TO	BK	S	MN
Paddio	7-16	4-11	2-2	4	3	20	2	2	0	0	29
Gilliam	11-16	0-0	5-6	10	4	27	0	2	2	2	38
Basnight	3-3	0-0	1-2	2	4	7	0	1	0	1	25
Wade	1-2	1-1	0-0	4	4	3	12	4	0	2	35
Banks	5-20	4-13	3-5	3	1	17	5	1	0	0	37
Robinson	0-0	0-0	0-0	0	0	0	0	0	1	1	4
West	0-0	0-0	0-0	0	1	0	0	0	0	0	1
Graham	3-10	2-5	2-2	1	4	10	2	2	0	0	14
Hudson	0-1	0-0	0-0	6	3	0	1	1	0	0	15
Willard	0-0	0-0	0-0	1	2	0	0	1	0	0	2
Team				2							
Totals	30-68	11-30	13-17	33	26	84	22	15	3	6	200
FG%:	.441	3-PT%:	.367	3-PT%:	.765						

SCORE BY PERIODS

Iowa	58	23	81
UNLV	42	42	84

ATTENDANCE: 27,914
IOWA 102, FLORIDA STATE 98 (1st Round)

March 18, 1988, Los Angeles, CA

Iowa - - 102

Name	FG	3-PT	FT	RB	PF	TP	A	TO	BK	S	MN
Hill	4-5	0-0	2-3	8	2	10	2	2	0	0	26
Marble	3-6	0-0	8-10	7	4	14	1	1	0	0	27
Horton	6-7	0-0	2-4	6	4	14	2	2	0	0	32
Armstrong	8-14	3-6	16-20	0	1	35	3	2	0	1	33
Moe	4-7	2-5	3-4	2	1	13	0	1	0	1	20
Reaves	2-5	1-3	0-0	0	0	5	1	0	0	0	27
Jones	5-8	0-0	1-2	3	2	11	2	1	0	2	22
Morgan	0-1	0-0	0-0	0	0	0	3	0	0	0	13
Team				1							
Totals	32-53	6-14	32-43	27	14	102	14	9	0	4	200
FG%:	.604	3-PT%:	.429	3-PT%:	.744						

Florida State - - 98

Name	FG	3-PT	FT	RB	PF	TP	A	TO	BK	S	MN
Johnson	4-5	3-3	1-1	0	3	12	3	0	0	1	26
Dawson	13-21	0-0	4-5	4	5	30	1	2	0	2	35
Hunter	2-6	0-0	0-0	9	3	4	1	1	0	0	25
Mayes	7-14	2-7	1-2	3	5	17	2	1	0	0	30
McCloud	8-19	5-13	0-1	3	5	21	0	2	0	0	35
Polite	1-3	0-0	2-2	4	1	4	0	2	0	0	16
Fitchett	1-2	1-2	0-0	3	1	3	1	1	0	0	10
Boyd	3-4	1-1	0-0	2	4	7	2	1	0	0	11
Mitchell	0-1	0-0	0-0	1	5	0	0	3	0	0	10
White	0-0	0-0	0-0	0	0	0	0	0	0	0	2
Team				7							
Totals	39-75	12-26	8-11	36	32	98	10	13	0	3	200
FG%:	.520	3-PT%:	.462	3-PT%:	.727						

SCORE BY PERIODS

Iowa	51	51	102
Florida State	46	52	98

ATTENDANCE: 12,591
IOWA 104, NEVADA-LAS VEGAS 86 (2nd Round)

March 20, 1988, Los Angeles, CA

Iowa - - 104

Name	FG	3-PT	FT	RB	PF	TP	A	TO	BK	S	MN
Jones	5-10	0-0	2-2	6	2	12	2	2	0	3	28
Marble	7-12	0-0	8-10	5	0	22	3	1	0	3	30
Horton	10-16	0-0	4-11	9	3	24	0	2	2	0	32
Moe	7-10	3-6	7-9	1	1	24	5	1	0	1	25
Armstrong	2-7	0-3	5-6	2	2	9	7	3	0	2	33
Reaves	0-1	0-1	2-4	5	1	2	2	4	0	1	20
Hill	3-3	0-0	2-2	3	3	8	0	2	0	1	15
Morgan	1-3	0-0	1-2	1	0	3	0	1	0	0	10
Jepsen	0-0	0-0	0-0	0	0	0	0	0	1	0	2
Jewell	0-0	0-0	0-0	0	1	0	0	0	0	0	3
Westen	0-0	0-0	0-0	0	0	0	0	0	0	0	2
Team				2							
Totals	35-62	3-10	31-46	34	13	104	19	16	3	11	200
FG%:	.565	3-PT%:	.300	3-PT%:	.674						

Nevada-Las Vegas - - 86

Name	FG	3-PT	FT	RB	PF	TP	A	TO	BK	S	MN
Basnight	1-1	0-0	0-0	6	5	2	0	4	0	0	15
Paddio	12-26	8-19	2-2	6	3	34	2	0	0	1	38
Todd	0-1	0-0	0-0	3	2	0	0	3	0	0	14
Augmon	5-6	0-0	0-1	10	4	10	4	5	0	2	37
James	8-19	1-5	4-4	2	4	21	4	6	0	2	31
Robinson	2-4	0-0	0-0	4	5	4	0	2	1	0	24
Rossum	4-10	1-3	2-2	2	2	11	1	0	0	0	24
Cvijanovich	2-4	0-2	0-1	1	3	4	0	1	0	1	14
Willard	0-6	0-0	0-0	3	0	0	0	0	1	0	3
Team				4							
Totals	34-77	10-29	8-10	41	28	86	11	23	2	6	200
FG%:	.442	3-PT%:	.345	3-PT%:	.800						

SCORE BY PERIODS

Iowa	51	53	104
UNLV	39	47	86

ATTENDANCE: 12,591
ARIZONA 99, IOWA 79 (Sweet 16)

March 25, 1988, Seattle, WA

Iowa - - 79

Name	FG	3-PT	FT	RB	PF	TP	A	TO	BK	S	MN
Jones	4-6	0-1	4-6	6	3	12	3	0	0	1	31
Marble	6-15	0-1	2-3	5	3	14	2	1	0	1	36
Horton	2-5	0-0	0-0	3	5	4	0	2	0	1	22
Moe	4-9	3-8	0-0	1	3	11	1	4	0	1	26
Armstrong	11-21	3-7	2-3	1	1	27	7	5	0	3	34
Hill	4-5	0-0	1-2	7	5	9	0	3	0	0	23
Reaves	1-6	0-3	0-0	3	1	2	1	2	0	1	20
Jewell	0-0	0-0	0-0	2	1	0	0	0	0	0	2
Jepsen	0-0	0-0	0-0	0	0	0	0	0	0	0	2
Morgan	0-0	0-0	0-0	0	1	0	0	0	0	0	4
Team				2							
Totals	32-67	6-20	9-14	30	23	79	14	17	0	8	200
FG%:	.478	3-PT%:	.300	3-PT%:	.643						

Arizona - - 99

Name	FG	3-PT	FT	RB	PF	TP	A	TO	BK	S	MN
Elliott	11-18	1-5	2-2	3	3	25	8	4	0	2	39
Cook	8-12	0-0	3-3	6	2	19	0	1	1	0	31
Tolbert	7-13	0-0	3-4	9	2	17	1	4	0	3	36
Kerr	5-11	5-10	2-3	4	2	17	8	0	0	1	39
McMillan	2-6	2-5	2-2	2	3	8	4	0	0	1	22
Lofton	2-3	1-2	1-2	0	1	6	1	1	0	3	11
Mason	2-3	2-2	0-1	1	0	6	0	1	0	0	8
Turner	0-0	0-0	1-2	1	3	1	0	0	0	0	7
Others	0-0	0-0	0-0	1	0	0	0	2	0	2	7
Team				5							
Totals	37-66	11-24	14-19	32	16	99	22	13	1	12	200
FG%:	.561	3-PT%:	.458	3-PT%:	.737						

SCORE BY PERIODS

Iowa	34	45	79
Arizona	38	61	99

ATTENDANCE: 23,229

IOWA 87, RUTGERS 83 (1st Round)

March 17, 1989, Providence, RI

Iowa - - 87												
Name	FG	3-PT	FT	RB	PF	TP	A	TO	BK	S	MN	
Horton	3-7	0-0	1-3	5	4	7	2	3	0	3	31	
Bullard	3-4	2-3	1-1	11	1	9	2	4	0	0	29	
Jepsen	1-1	0-0	0-0	4	2	2	1	1	0	0	18	
Armstrong	12-19	6-9	5-6	2	1	35	5	3	0	3	36	
Marble	9-13	1-2	5-7	4	2	24	2	4	0	0	37	
Moses	2-4	0-0	0-1	3	2	4	0	0	0	0	18	
Lookingbill	1-1	0-0	0-0	2	1	2	0	1	0	1	11	
Garner	2-3	0-0	0-1	0	3	4	6	4	0	0	16	
Skinner	0-0	0-0	0-0	0	0	0	0	0	0	0	1	
Team				1								
Totals	33-52	9-14	12-19	32	16	87	18	20	0	7	200	
	FG%: .635	3-PT%: .635	FT%: .632									

Rutgers - - 87												
Name	FG	3-PT	FT	RB	PF	TP	A	TO	BK	S	MN	
Ward	3-3	0-0	0-1	5	2	6	1	1	0	0	18	
Salvage	8-18	4-9	6-6	4	3	26	2	3	0	0	34	
Duckett	6-13	0-0	0-0	7	3	12	0	3	2	0	32	
Dadlka	4-14	2-9	0-0	0	5	10	4	1	0	6	39	
Carter	7-8	0-0	0-1	1	3	14	5	5	0	3	34	
Perry	1-3	0-1	0-0	5	3	2	0	1	0	0	21	
Everson	0-0	0-0	0-0	0	0	0	0	2	0	0	3	
Dixon	1-2	0-0	1-2	1	0	3	1	0	0	0	7	
Smith	0-1	0-0	0-0	0	0	0	0	0	0	0	2	
McInnis	0-0	0-0	0-0	2	0	0	0	1	0	0	10	
Team				2								
Totals	30-62	6-19	7-10	27	19	73	13	17	2	9	200	
	FG%: .484	3-PT%: .316	FT%: .700									

SCORE BY PERIODS				ATTENDANCE: 12,106			
Iowa		45	42		87		
Rutgers		39	34		73		

NC STATE 102, IOWA 96 -- 2OT (2nd Round)

March 19, 1989, Providence, RI

Iowa - - 96												
Name	FG	3-PT	FT	RB	PF	TP	A	TO	BK	S	MN	
Horton	13-22	0-1	6-6	12	4	32	3	2	0	1	46	
Bullard	2-9	0-3	4-4	4	1	8	4	2	0	0	34	
Jepsen	2-3	0-0	0-0	3	2	4	0	0	0	0	21	
Armstrong	7-13	2-4	4-4	3	3	20	5	1	1	1	46	
Marble	10-23	2-5	2-3	7	3	24	3	2	1	2	44	
Moses	0-4	0-0	0-0	1	3	0	0	1	0	0	11	
Garner	0-0	0-0	2-2	2	2	5	3	0	0	0	31	
Lookingbill	2-2	0-0	2-2	0	4	6	2	0	0	0	17	
Team				3								
Totals	36-76	4-13	20-21	35	22	96	22	11	2	4	250	
	FG%: .474	3-PT%: .308	FT%: .952									

North Carolina State - - 102												
Name	FG	3-PT	FT	RB	PF	TP	A	TO	BK	S	MN	
Howard	8-12	0-0	0-0	6	3	16	2	3	2	2	45	
Brown	5-7	1-1	3-6	4	5	14	0	1	1	0	43	
Lester	4-7	0-0	2-2	9	4	10	1	1	7	1	43	
Corchiani	5-8	2-2	4-6	3	4	16	10	3	1	1	49	
Monroe	13-21	4-10	10-11	4	2	40	4	1	0	1	47	
Weems	1-1	0-0	0-0	0	1	2	2	1	0	0	9	
D'Amico	0-1	0-0	0-0	0	1	0	0	0	0	0	7	
Hinnart	0-0	0-0	4-4	0	0	4	0	0	0	0	4	
Lee	0-0	0-0	0-0	0	0	0	0	1	0	0	3	
Team				1								
Totals	36-57	7-13	23-29	27	20	102	19	11	11	5	250	
	FG%: .632	3-PT%: .538	FT%: .793									

SCORE BY PERIODS				ATTENDANCE: 12,106			
Iowa		41	34		8		13
NC State		31	34		8		19

IOWA 76, EAST TENNESSEE STATE 73 (1st Round)

March 14, 1991, Minneapolis, MN

Iowa - - 76												
Name	FG	3-PT	FT	RB	PF	TP	A	TO	BK	S	MN	
Davis	3-4	1-1	4-4	4	1	11	0	2	0	2	20	
Street	0-3	0-0	2-4	7	2	2	3	2	0	5	23	
Winters	3-4	0-0	0-0	6	2	6	1	6	1	0	20	
Skinner	4-4	4-4	2-2	3	4	14	3	3	0	0	29	
Moses	5-9	2-3	2-2	5	1	14	0	4	0	2	34	
Earl	4-9	0-0	10-14	6	4	18	1	3	2	0	32	
Smith	2-5	0-1	1-2	2	1	5	1	2	0	0	15	
Barnes	3-10	0-1	0-0	3	0	6	1	0	0	2	22	
Webb	0-0	0-0	0-0	1	0	0	0	0	0	0	5	
Team				2								
Totals	24-48	7-10	21-28	39	15	76	10	22	3	11	200	
	FG%: .500	3-PT%: .700	FT%: .750									

East Tennessee State - - 73												
Name	FG	3-PT	FT	RB	PF	TP	A	TO	BK	S	MN	
English	11-17	0-0	3-3	10	3	25	0	3	0	3	36	
Story	2-5	0-1	3-4	4	5	7	0	1	0	3	22	
Jones	1-2	0-0	1-4	3	4	3	1	1	1	2	22	
Jennings	4-13	3-8	0-0	4	3	11	13	0	0	2	37	
Geer	3-7	1-4	0-1	1	1	7	0	1	0	1	22	
Pelphrey	3-10	2-6	0-0	1	5	8	1	4	0	1	27	
Silvers	2-4	0-0	0-0	0	0	4	1	2	0	1	10	
West	3-7	2-6	0-0	1	1	8	1	1	0	1	20	
Palmer	0-0	0-0	0-0	0	0	0	0	1	0	0	3	
Hayes	0-0	0-0	0-0	0	0	0	0	0	0	0	1	
Team				2								
Totals	29-65	8-25	7-12	26	22	73	18	13	1	14	200	
	FG%: .446	3-PT%: .320	FT%: .583									

SCORE BY PERIODS				ATTENDANCE: 25,759			
Iowa		33	43		76		
E. Tennessee St.		37	36		73		

DUKE 85, IOWA 70 (2nd Round)

March 16, 1991, Minneapolis, MN

Iowa - - 70												
Name	FG	3-PT	FT	RB	PF	TP	A	TO	BK	S	MN	
Winters	1-3	0-0	0-1	4	2	2	1	0	0	0	18	
Moses	10-14	3-4	0-0	0	5	23	0	2	0	1	23	
Street	2-2	0-0	1-3	4	4	5	1	3	0	0	25	
Davis	5-9	0-0	1-2	3	4	11	0	5	0	1	21	
Skinner	1-5	1-5	4-5	0	4	7	3	4	0	0	25	
Smith	0-6	0-1	1-2	2	0	1	6	3	0	2	19	
Earl	6-9	0-0	3-5	6	4	15	1	2	4	2	32	
Webb	0-0	0-0	2-2	0	1	2	0	0	0	0	6	
Barnes	2-5	0-2	0-0	2	2	4	3	2	0	1	31	
Team				8								
Totals	27-53	4-12	12-20	29	26	70	15	22	4	7	200	
	FG%: .509	3-PT%: .333	FT%: .600									

Duke - - 85												
Name	FG	3-PT	FT	RB	PF	TP	A	TO	BK	S	MN	
Koubek	4-8	1-4	0-0	3	2	9	1	2	0	0	16	
Hill	6-11	0-0	2-3	9	2	14	3	3	0	6	30	
Laettner	5-7	1-1	8-9	4	4	19	2	2	0	2	31	
Hurley	1-6	0-5	2-2	2	3	4	8	1	0	1	35	
Hill	6-10	0-0	5-7	5	3	17	0	2	1	0	26	
McCaffrey	4-9	0-0	2-4	3	1	10	2	2	0	3	27	
Lang	0-0	0-0	1-2	2	2	1	0	1	0	0	7	
Davis	3-6	0										

IOWA 98, TEXAS 92 (1st Round)

March 19, 1992, Greensboro, NC

Iowa - - 98

Name	FG	3-PT	FT	RB	PF	TP	A	TO	BK	S	MN
Moses	10-20	0-6	2-4	16	0	22	7	3	0	0	32
Street	6-8	1-2	3-4	9	3	16	0	1	0	1	32
Earl	11-17	0-0	3-6	5	2	25	0	1	3	0	33
Smith	0-0	0-0	1-2	1	1	1	5	2	0	0	21
Barnes	7-15	2-6	5-6	1	1	21	5	3	0	1	30
Skinner	0-0	0-0	0-1	1	1	0	3	1	0	1	19
Winters	3-4	0-0	3-4	3	4	9	1	1	0	1	13
Lookingbill	2-2	0-0	0-0	2	1	4	1	0	0	0	19
Webb	0-0	0-0	0-0	0	0	0	0	0	0	0	1
Team				3				1			
Totals	39-56	3-14	17-27	41	13	98	22	13	3	4	200
FG%:	.591	3-PT%:	.214	FT%:	.630						

Texas - - 92

Name	FG	3-PT	FT	RB	PF	TP	A	TO	BK	S	MN
Williams	6-15	1-3	1-1	3	4	14	1	1	0	2	22
Cambridge	8-14	0-2	0-2	8	1	16	1	5	0	1	32
Burditt	1-2	0-0	0-0	8	3	2	2	0	0	0	39
Tyler	10-19	6-11	0-0	2	4	26	2	6	0	0	39
Rencher	9-20	5-11	3-3	5	5	26	6	1	0	2	34
Penders	0-0	0-0	0-0	0	2	0	0	0	0	0	1
Watson	1-2	1-2	0-0	0	1	3	3	0	0	0	13
Richardson	1-6	0-2	3-4	1	4	5	3	0	0	2	19
Houston	0-0	0-0	0-0	0	0	0	0	0	0	0	1
Team				8							
Totals	36-78	13-31	7-10	35	24	92	18	13	0	7	200
FG%:	.462	3-PT%:	.419	FT%:	.700						

SCORE BY PERIODS

	1	2	3	4	ATTENDANCE: 15,800
Iowa		49	49	98	
Texas		42	50	92	

DUKE 75, IOWA 62 (2nd Round)

March 21, 1992, Greensboro, NC

Iowa - - 62

Name	FG	3-PT	FT	RB	PF	TP	A	TO	BK	S	MN
Moses	5-11	0-1	2-3	3	2	12	2	6	0	3	28
Street	3-3	0-0	1-2	1	5	7	1	0	1	1	19
Earl	8-17	0-0	3-4	12	4	19	0	6	8	3	37
Smith	0-3	0-0	0-0	0	2	0	3	4	0	1	18
Barnes	3-11	2-5	2-2	1	1	10	1	1	0	1	29
Skinner	1-3	1-2	2-2	0	2	5	4	1	0	1	22
Davis	2-4	0-0	0-0	2	0	4	1	0	0	0	9
Winters	0-3	0-1	0-2	5	5	0	2	3	1	2	20
Lookingbill	2-6	1-1	0-0	3	3	5	0	1	0	0	15
Webb	0-1	0-0	0-0	1	1	0	0	0	0	0	3
Team				5							
Totals	24-62	4-10	10-15	33	25	62	14	22	10	12	200
FG%:	.387	3-PT%:	.400	FT%:	.667						

Duke - - 75

Name	FG	3-PT	FT	RB	PF	TP	A	TO	BK	S	MN
Lang	1-3	0-0	0-0	8	3	2	0	3	1	0	23
Davis	6-16	2-6	7-10	10	1	21	0	1	1	2	30
Laettner	6-12	0-2	7-7	8	3	19	1	5	3	4	37
Hurley	4-9	1-4	3-4	4	3	12	9	5	0	1	37
Hill	2-8	0-2	6-8	5	2	10	2	2	0	0	31
Clark	0-0	0-0	0-0	1	3	0	0	1	0	0	2
Blakeney	0-0	0-0	0-0	0	0	0	0	0	0	0	1
Burt	0-1	0-0	0-0	0	0	0	0	0	0	0	1
Hill	3-8	0-0	5-6	4	3	11	0	2	0	1	31
Parks	0-0	0-0	0-0	0	0	0	0	1	3	0	7
Team				6							
Totals	22-57	3-14	28-35	46	18	75	12	20	8	8	200
FG%:	.386	3-PT%:	.214	FT%:	.800						

SCORE BY PERIODS

	1	2	3	4	ATTENDANCE: 15,800
Iowa		24	38	62	
Duke		48	27	75	

IOWA 82, NORTHEAST LOUISIANA 69 (1st Round)

March 19, 1993, Nashville, TN

Iowa - - 82

Name	FG	3-PT	FT	RB	PF	TP	A	TO	BK	S	MN
Winters	6-8	0-0	0-2	8	3	12	1	5	1	1	23
Lookingbill	3-5	0-2	0-0	4	0	6	2	3	0	1	25
Earl	10-18	0-0	3-3	15	1	23	1	3	5	0	32
Smith	0-1	0-0	2-2	3	3	2	3	6	0	2	25
Barnes	5-13	0-0	5-5	8	0	15	2	0	0	0	30
Webb	1-1	0-0	0-0	0	1	2	0	2	0	0	7
Murray	4-5	0-0	2-2	3	1	10	1	2	1	1	20
Millard	2-2	0-0	0-1	1	1	4	0	3	0	0	13
Bartels	1-2	1-2	0-0	2	1	3	2	0	0	3	10
Gasper	1-1	1-1	2-2	0	1	5	1	2	0	0	15
Team				1							
Totals	33-56	2-5	14-17	45	12	82	13	26	7	8	200
FG%:	.589	3-PT%:	.400	FT%:	.778						

Northeast Louisiana - - 69

Name	FG	3-PT	FT	RB	PF	TP	A	TO	BK	S	MN
Davis	2-10	0-6	0-0	3	3	4	2	0	0	1	32
Stephen	6-13	0-0	1-2	5	3	13	2	5	0	2	39
Stuart	10-20	0-1	0-1	5	0	20	2	1	0	2	38
Johnson	8-16	0-1	0-2	4	5	16	4	7	0	3	35
Brown	5-8	3-5	1-1	1	0	14	3	3	0	1	35
Smith	0-1	0-0	0-0	0	1	0	0	0	0	0	2
Redmond	0-2	0-1	0-0	0	4	0	0	1	0	1	14
Enloe	0-0	0-0	0-0	1	1	0	1	0	0	0	4
Murray	1-1	0-0	0-0	0	0	2	0	0	0	0	1
Team				4							
Totals	32-71	3-14	2-6	23	17	69	14	17	0	10	200
FG%:	.451	3-PT%:	.214	FT%:	.333						

SCORE BY PERIODS

	1	2	3	4	ATTENDANCE: 14,600
Iowa		37	45	82	
NE Louisiana		32	37	69	

WAKE FOREST 84, IOWA 78 (2nd Round)

March 21, 1993, Nashville, TN

Iowa - - 78

Name	FG	3-PT	FT	RB	PF	TP	A	TO	BK	S	MN
Winters	2-2	0-0	2-3	2	4	6	2	1	0	1	20
Lookingbill	6-9	3-5	0-0	4	4	15	1	4	0	1	25
Earl	7-12	0-0	2-3	7	2	16	2	1	0	1	34
Smith	3-6	1-3	0-0	1	0	7	9	0	0	0	30
Barnes	4-9	3-6	4-4	2	2	15	3	0	0	0	33
Millard	1-2	0-1	0-0	0	1	2	1	1	0	1	15
Murray	3-8	1-3	4-4	2	1	11	2	1	0	0	27
Gasper	0-0	0-0	0-0	1	1	0	2	0	0	1	10
Webb	2-2	0-0	2-2	1	0	6	0	1	0	0	6
Team				1							
Totals	28-50	8-18	14-16	20	15	78	22	9	0	5	200
FG%:	.560	3-PT%:	.444	FT%:	.875						

Wake Forest - - 84

Name	FG	3-PT	FT	RB	PF	TP	A	TO	BK	S	MN
Owens	5-9	0-0	2-2	4	2	12	2	2	0	0	36
Rogers	12-17	2-5	7-11	10	1	33	0	2	0	2	38
Hicks	2-4	0-0	2-2	4	3	6	3	1	0	3	33
Harrison	1-5	1-4	0-0	1	1	3	4	3	0	0	23
Childress	8-11	5-7	4-4	1	0	25	6	2	0	2	36
Blucas	1-1	1-1	0-2	2	3	3	4	0	0	0	22
Banks	1-1	0-0	0-0	3	0	2	0	0	0	1	12
Team				1							
Totals	30-48	9-17	15-21	26	10	84	19	10	0	8	200
FG%:	.625	3-PT%:	.529	FT%:	.714						

SCORE BY PERIODS

	1	2	3	4	ATTENDANCE: 14,600
Iowa		38	40	78	
Wake Forest		37	47	84	

IOWA'S NCAA BOX SCORES



IOWA 81, GEORGE WASHINGTON 79 (1st Round)

March 15, 1996, Tempe, AZ

Iowa - - 81												
Name	FG	3-PT	FT	RB	PF	TP	A	TO	BK	S	MN	
Murray	5-6	0-0	4-6	7	0	14	5	3	0	2	29	
Settles	8-17	1-1	4-6	15	4	21	0	4	0	1	31	
Millard	7-10	4-6	2-2	9	3	20	1	2	2	1	32	
Woolridge	4-12	0-0	3-5	3	3	11	7	6	0	0	30	
Glasper	0-0	0-0	0-0	2	0	0	2	2	0	1	25	
Robinson	0-0	0-0	0-0	0	0	0	0	0	0	0	3	
Kingsbury	5-13	3-8	1-1	4	2	14	4	2	1	1	24	
Koch	0-1	0-0	0-0	2	0	0	0	0	0	0	9	
Bowen	0-1	0-0	1-2	0	2	1	0	2	1	0	13	
Helmerts	0-0	0-0	0-0	1	0	0	0	1	0	0	4	
Team				4				1				
Totals	29-60	8-15	15-22	47	14	81	19	23	4	6	200	
	FG%: .483	3-PT%: .333	FT%: .682									

George Washington - - 79												
Name	FG	3-PT	FT	RB	PF	TP	A	TO	BK	S	MN	
Brade	2-4	0-0	0-0	0	4	4	3	2	0	2	25	
Jones	6-9	0-1	3-6	2	3	15	4	3	0	2	31	
Koul	7-9	0-0	2-4	6	5	16	1	1	1	1	29	
Rogers	6-13	1-5	1-2	4	3	14	10	3	0	2	40	
Evans	8-17	6-11	2-6	3	2	24	1	2	0	2	38	
Mescheriakov	3-10	0-0	0-1	7	3	6	3	1	0	2	29	
Green	0-0	0-0	0-0	0	0	0	0	0	0	0	2	
Williams	0-0	0-0	0-0	0	2	0	0	0	0	0	5	
Team				3								
Totals	32-62	7-17	8-19	25	22	79	22	12	1	11	200	
	FG%: .516	3-PT%: .412	FT%: .421									

SCORE BY PERIODS				ATTENDANCE: 12,462			
Iowa		37	44	81			
Geo. Washington		36	43	79			

ARIZONA 87, IOWA 73 (2nd Round)

March 17, 1996, Tempe, AZ

Iowa - - 73												
Name	FG	3-PT	FT	RB	PF	TP	A	TO	BK	S	MN	
Murray	2-9	0-1	2-2	5	3	6	2	1	0	0	30	
Settles	6-15	0-3	1-3	12	4	13	1	5	0	2	32	
Millard	6-11	2-3	0-0	6	2	14	0	1	1	3	32	
Woolridge	6-17	0-1	0-0	3	3	12	7	5	0	0	36	
Glasper	1-2	1-2	0-0	1	2	3	3	1	0	0	22	
Bowen	1-2	0-0	0-2	1	3	2	0	1	0	1	15	
Kingsbury	4-11	4-8	4-5	1	2	16	0	0	0	0	22	
Koch	2-2	1-1	2-2	1	2	7	3	0	0	0	8	
Helmerts	0-0	0-0	0-0	1	0	0	0	0	0	0	3	
Team				5								
Totals	28-69	8-19	9-14	36	21	73	16	14	1	6	200	
	FG%: .406	3-PT%: .421	FT%: .643									

Arizona - - 87												
Name	FG	3-PT	FT	RB	PF	TP	A	TO	BK	S	MN	
McLean	4-8	2-5	3-4	6	2	13	1	1	0	1	31	
Williams	5-10	1-4	0-0	5	2	11	1	2	1	0	33	
Davis	7-11	0-0	3-5	14	2	17	0	1	3	0	37	
Simon	5-13	1-7	4-4	1	4	15	6	4	0	2	34	
Geary	4-7	3-5	5-6	4	2	16	13	1	2	2	38	
Dickerson	5-13	1-4	2-5	4	4	13	3	1	1	1	24	
Bramlett	1-1	0-0	0-0	1	0	2	0	0	0	0	2	
Terry	0-1	0-1	0-0	0	0	0	0	1	0	0	3	
Team				7								
Totals	31-64	8-26	17-24	42	16	87	24	12	7	6	200	
	FG%: .484	3-PT%: .308	FT%: .708									

SCORE BY PERIODS				ATTENDANCE: 12,441			
Iowa		37	36	73			
Arizona		48	39	87			

IOWA 73, VIRGINIA 60 (1st Round)

March 13, 1997, Salt Lake City, UT

Virginia - - 60												
Name	FG	3-PT	FT	RB	PF	TP	A	TO	BK	S	MN	
Nolan	4-6	0-0	0-0	3	2	8	1	1	0	0	21	
Alexander	3-10	0-3	0-0	3	2	6	2	1	0	0	22	
Ducharme	2-4	0-0	4-4	1	0	8	1	0	1	0	25	
Staples	1-8	1-6	2-2	4	1	5	2	0	0	0	34	
Deane	8-15	4-9	4-4	2	4	24	3	1	0	0	39	
Robinson	2-2	0-0	0-0	3	3	4	0	0	0	0	16	
Dersch	1-2	1-2	0-0	0	1	3	3	1	1	1	18	
Marcaccini	0-1	0-1	0-0	0	0	0	0	1	0	1	11	
Hunter	1-2	0-0	0-0	6	1	2	1	0	1	0	8	
Other	0-0	0-0	0-0	1	2	0	1	0	0	0	6	
Team				4								
Totals	22-50	6-21	10-10	27	16	60	14	5	3	1	200	
	FG%: .440	3-PT%: .286	FT%: .1000									

Iowa - - 73												
Name	FG	3-PT	FT	RB	PF	TP	A	TO	BK	S	MN	
Bowen	7-11	1-2	0-0	16	1	15	2	0	0	1	26	
Moore	4-6	0-0	0-2	2	0	8	1	0	0	0	25	
Rucker	8-16	0-0	3-4	5	1	19	1	0	4	0	29	
Woolridge	7-16	1-4	2-3	2	1	17	10	0	0	0	32	
McCausland	0-3	0-2	0-0	1	0	0	2	0	0	1	28	
Bauer	0-0	0-0	1-2	5	2	1	0	0	0	0	13	
Luehrsmann	0-6	0-5	3-4	1	0	3	2	1	0	1	19	
Koch	4-9	2-5	0-0	4	3	10	3	2	1	0	17	
Robinson	0-1	0-0	0-0	1	2	0	0	0	0	0	7	
Other	0-1	0-1	0-0	0	0	0	0	0	0	0	4	
Team				7								
Totals	30-69	4-19	9-15	44	10	73	21	3	5	3	200	
	FG%: .435	3-PT%: .211	FT%: .600									

SCORE BY PERIODS				ATTENDANCE: 13,886			
Virginia		28	32	60			
Iowa		37	36	73			

KENTUCKY 75, IOWA 69 (2nd Round)

March 15, 1997, Salt Lake City, UT

Iowa - - 69												
Name	FG	3-PT	FT	RB	PF	TP	A	TO	BK	S	MN	
Bowen	4-7	0-1	6-8	8	1	14	0	1	0	0	27	
Moore	1-2	0-0	0-0	10	2	2	0	3	1	0	26	
Rucker	3-12	0-0	4-6	7	1	10	0	2	2	0	33	
Woolridge	9-18	3-8	8-10	4	1	29	5	4	1	0	38	
McCausland	3-6	3-6	0-0	2	2	9	1	3	0	0	27	
Bauer	0-0	0-0	0-0	1	0	0	1	0	0	1	11	
Luehrsmann	1-5	1-3	0-0	3	1	3	2	2	0	0	18	
Koch	1-4	0-2	0-0	2	4	2	0	3	1	0	18	
Robinson	0-0	0-0	0-0	0	0	0	0	0	0	1	2	
Team				2								
Totals	22-54	7-20	18-24	39	12	69	9	20	5	2	200	
	FG%: .407	3-PT%: .350	FT%: .750									

Kentucky - - 75												
Name	FG	3-PT	FT	RB	PF	TP	A	TO	BK	S	MN	
Mercer	3-8	1-3	3-6	7	4	10	2	1	0	1	22	
Padgett	4-10	1-4	0-0	3	3	9	3	0	0	3	29	
Prickett	7-11	0-0	1-1	8	3	15	2	3	1	2	36	
Turner	6-16	0-0	1-2	1	2	13	1	1	0	0	27	
Epps	2-10	1-6	0-0	2	2	5	8	1	0	2	36	
Edwards	1-2	0-1	0-0	2	1	2	0	3	0	0	18	
Mohammed	5-8	0-0	0-0	10	3	10	0	1	2	1	14	
Mills	4-7	3-5	0-0	2	2							

IOWA 77, ALABAMA-BIRMINGHAM 64 (1st Round)

March 11, 1999, McNichols Sports Arena, Denver, CO

Alabama-Birmingham - - 64

Name	FG	3-PT	FT	RB	PF	TP	A	TO	BK	S	MN
Williams	11-25	1-4	3-5	14	2	26	1	1	0	1	36
Brown	6-10	0-0	4-6	7	3	16	0	1	2	3	33
Ward	0-7	0-2	0-2	4	4	0	6	4	1	1	35
Holmes	1-6	1-4	0-0	1	4	3	4	3	0	2	19
Cobb	2-5	2-5	0-0	2	4	6	4	3	0	1	31
Bass	0-0	0-0	0-0	0	0	0	0	1	0	0	6
Ransom	2-3	0-0	0-0	0	0	4	0	1	0	0	7
Armstrong	0-0	0-0	0-0	1	0	0	0	0	0	0	1
Mitchell	2-5	2-4	1-2	4	2	7	0	2	1	1	19
Jackson	0-2	0-0	2-4	2	2	2	0	0	0	0	12
Team				4							
Totals	24-63	6-19	10-19	39	22	64	15	16	4	9	200
	FG%: .381	3-PT%: .316	FT%: .526								

Iowa - - 77

Name	FG	3-PT	FT	RB	PF	TP	A	TO	BK	S	MN
Settles	7-12	3-6	0-0	9	3	17	0	6	0	1	29
Koch	3-5	1-1	5-5	4	3	12	1	2	0	1	25
Bauer	2-3	1-2	1-1	3	0	6	3	2	0	2	23
Luehrsmann	2-8	1-4	0-0	4	1	5	2	3	0	3	22
McCausland	4-8	3-7	2-6	2	2	13	1	0	0	0	26
Rucker	1-3	0-0	0-1	4	0	2	1	2	1	0	11
Jaacks	1-3	1-1	0-1	1	3	3	2	0	0	0	14
Oliver	5-7	2-2	3-6	2	1	15	6	1	0	2	19
Henderson	0-2	0-0	0-0	0	0	0	0	0	0	0	5
Range	1-1	0-0	2-2	2	5	4	1	3	0	1	23
Smith	0-1	0-0	0-0	1	0	0	0	0	0	1	3
Team				6							
Totals	26-53	12-23	13-22	38	18	77	17	20	1	11	200
	FG%: .491	3-PT%: .522	FT%: .591								

SCORE BY PERIODS:

Alabama-Birmingham	32	32	64
Iowa	37	40	77

ATTENDANCE: 16,237

IOWA 82, ARKANSAS 72 (2nd Round)

March 13, 1999, McNichols Sports Arena, Denver, CO

Iowa - - 82

Name	FG	3-PT	FT	RB	PF	TP	A	TO	BK	S	MN
Settles	2-12	0-2	4-5	7	3	8	2	3	0	3	27
Koch	3-8	0-2	6-8	8	3	12	3	2	2	0	25
Bauer	1-1	0-0	0-0	6	1	2	3	1	0	2	24
Oliver	3-7	1-3	10-13	2	1	17	4	2	0	1	27
McCausland	6-10	5-9	0-0	5	1	17	3	2	0	1	31
Rucker	2-5	0-0	0-0	3	1	4	0	1	1	0	12
Jaacks	2-4	0-0	0-1	7	3	4	0	6	0	0	15
Luehrsmann	2-4	1-1	1-2	2	1	6	1	3	0	3	19
Range	5-8	1-1	1-1	4	0	12	2	3	0	2	20
Team				3				1			
Totals	26-59	8-18	22-30	47	14	82	18	24	3	12	200
	FG%: .441	3-PT%: .444	FT%: .733								

Arkansas - - 72

Name	FG	3-PT	FT	RB	PF	TP	A	TO	BK	S	MN
Jefferies	0-3	0-1	0-0	1	4	0	0	3	0	1	10
Walker	7-14	6-12	2-2	5	3	22	0	2	0	6	32
Hood	3-9	0-0	3-4	9	2	9	2	3	2	1	35
Reid	8-17	1-6	1-3	2	4	18	11	5	0	1	38
Bradley	3-10	2-9	0-0	4	4	8	1	3	0	1	28
Cleveland	2-5	2-4	0-0	3	4	6	8	3	0	2	22
Dean	1-4	0-2	0-2	1	4	2	0	1	0	0	11
Davis	0-0	0-0	0-0	0	0	0	0	0	0	0	1
Gipson	2-4	1-3	2-2	0	0	7	1	0	0	1	17
Davenport	0-0	0-0	0-0	2	1	0	0	0	2	0	6
Team				5							
Totals	26-66	12-37	8-13	32	26	72	23	20	4	13	200
	FG%: .394	3-PT%: .324	FT%: .615								

SCORE BY PERIODS:

Iowa	34	48	82
Arkansas	41	31	72

ATTENDANCE: 16,237

CONNECTICUT 78, IOWA 68 (Sweet 16)

March 18, 1999, America West Arena, Phoenix, AZ

Iowa - - 68

Name	FG	3-PT	FT	RB	PF	TP	A	TO	BK	S	MN
Settles	3-11	1-5	4-4	6	4	11	2	3	0	0	24
Bauer	0-0	0-0	0-0	6	1	0	2	0	0	0	21
Koch	5-7	2-3	2-2	3	4	14	1	2	0	0	23
Oliver	2-10	1-4	0-3	2	2	5	2	4	0	0	31
McCausland	3-7	3-7	0-0	0	1	9	1	1	0	2	28
Rucker	4-6	0-0	0-0	6	1	8	0	1	0	0	14
Jaacks	2-5	0-1	3-5	5	2	7	1	3	0	0	16
Range	3-4	0-0	1-2	0	2	7	1	1	0	2	18
Luehrsmann	2-7	1-3	0-0	1	4	5	1	0	0	1	19
Others	1-4	0-0	0-0	2	0	2	0	0	0	1	6
Team				1							
Totals	25-61	8-23	10-16	32	21	68	11	15	0	6	200
	FG%: .410	3-PT%: .348	FT%: .625								

Connecticut - - 78

Name	FG	3-PT	FT	RB	PF	TP	A	TO	BK	S	MN
Freeman	4-6	0-0	2-2	6	1	10	0	1	0	2	32
Hamilton	8-17	1-4	7-8	3	2	24	4	2	1	0	38
Voskuhl	1-2	0-0	2-2	4	4	4	0	2	0	0	23
Moore	2-5	1-3	1-2	5	0	6	5	2	0	0	34
El-Amin	6-10	1-2	8-10	3	4	21	5	1	0	2	26
Mouring	4-6	3-4	0-0	3	1	11	4	1	0	0	15
Saunders	1-2	0-0	0-0	2	3	2	0	1	0	0	18
Harrison	0-0	0-0	0-0	0	0	0	0	0	0	0	6
Wane	0-0	0-0	0-0	0	1	0	0	2	1	1	6
Jones	0-0	0-0	0-0	0	0	0	0	0	0	0	2
Team				0							
Totals	26-48	6-13	20-24	26	16	78	18	12	2	5	200
	FG%: .542	3-PT%: .462	FT%: .833								

SCORE BY PERIODS:

Iowa	35	33	68
Connecticut	40	38	78

ATTENDANCE: 17,975

IOWA 69, CREIGHTON 56 (1st Round)

March 15, 2001, Nassau Coliseum, Uniondale, NY

Creighton - - 56

Name	FG	3-PT	FT	RB	PF	TP	A	TO	BK	S	MN
Taylor	3-8	1-5	0-0	2	2	7	2	1	0	0	25
Korver	2-13	2-13	4-5	7	4	10	1	2	1	0	34
Huss	3-3	0-0	0-0	1	5	6	1	1	1	0	15
Walker	5-13	0-3	1-1	9	4	11	1	2	0	1	30
Sears	3-11	2-7	0-0	0	3	8	4	3	0	2	40
Lindeman	1-1	0-0	0-0	4	3	2	1	0	0	0	14
Klein	0-0	0-0	0-0	0	2	0	0	0	0	0	7
Pyfrom	4-8	0-0	3-4	7	1	11	1	2	1	0	21
Other	0-6	0-0	1-2	4	4	1	0	1	0	0	14
Team				3							
Totals	21-63	5-28	9-12	37	28	56	11	12	3	3	200
	FG%: .333	3-PT%: .179	FT%: .750								

Iowa - - 69

Name	FG	3-PT	FT	RB	PF	TP	A	TO	BK	S	MN
Worley	3-6	0-0	6-6	4	5	12	0	4	0	0	30
Henderson	5-7	2-3	4-5	4	1	16	0	2	1	0	36
Evans	3-8	0-0	13-15	7	3	19	1	4	0	0	30
Boyd	1-5	0-3	1-2	3	0	3	3	0	0	1	29
Oliver	5-17	1-5	4-5	6	1	15	4	1	0	2	39
Reiner	0-1										

IOWA'S NCAA BOX SCORES



KENTUCKY 92, IOWA 79 (2nd Round)

March 17, 2001, Nassau Coliseum, Uniondale, NY

Iowa - - 79

Name	FG	3-PT	FT	RB	PF	TP	A	TO	BK	S	MN
Worley	1-5	0-0	4-5	4	5	6	0	2	0	1	28
Henderson	0-4	0-2	6-8	3	1	6	4	2	0	1	31
Evans	6-14	0-0	6-8	13	4	18	0	4	0	0	37
Boyd	2-8	2-7	0-0	1	1	6	2	3	0	1	33
Oliver	8-14	6-9	4-5	2	4	26	4	0	0	3	39
Thompson	4-5	2-2	1-1	2	4	11	0	1	0	0	13
Smith	1-1	1-1	0-0	1	0	3	2	1	0	1	7
Sonderleiter	0-0	0-0	1-2	1	2	1	0	0	0	0	3
Others	1-1	0-0	0-0	0	1	2	1	1	0	0	9
Team				1							
Totals	23-52	11-21	22-29	28	22	79	13	15	0	7	200
	FG%: .442	3-PT%: .476	FT%: .759								

Kentucky - - 92

Name	FG	3-PT	FT	RB	PF	TP	A	TO	BK	S	MN
Bogans	4-11	2-6	2-2	7	2	12	4	4	0	0	33
Prince	9-14	6-8	7-8	4	1	31	7	1	1	0	37
Parker	1-1	0-0	0-0	0	3	2	0	0	0	1	3
Fitch	3-4	1-1	3-4	2	3	10	2	0	0	1	17
Smith	2-6	2-5	2-2	2	3	8	5	2	0	0	35
Blevins	1-2	1-2	0-0	2	3	3	0	2	0	0	19
Daniels	1-3	0-1	0-0	3	1	2	0	1	0	0	14
Stone	1-1	0-0	0-2	3	1	2	0	1	1	0	14
Estill	9-11	1-1	3-5	6	3	22	0	2	2	1	22
Other	0-0	0-0	0-0	0	0	0	1	1	0	0	6
Team				1							
Totals	31-53	13-24	17-23	30	20	92	19	14	4	3	200
	FG%: .585	3-PT%: .542	FT%: .739								

SCORE BY PERIODS:

Iowa	33	46	79
Kentucky	45	47	92

ATTENDANCE: 14,595

CINCINNATI 76, IOWA 64 (1st Round)

March 17, 2005, RCA Dome, Indianapolis, IN

Iowa - - 64

Name	FG	3-PT	FT	RB	PF	TP	A	TO	BK	S	MN
Brunner	7-17	2-4	4-4	10	3	20	0	0	0	1	32
Hansen	0-0	0-0	0-0	5	4	0	1	0	0	0	16
Haluska	4-13	0-4	2-3	5	2	10	1	1	0	2	37
Horner	4-13	2-6	2-2	4	1	12	1	4	0	1	39
Henderson	1-8	0-1	5-6	3	5	7	1	4	0	1	26
Angle	1-1	0-0	0-0	0	0	2	0	0	0	0	1
Thompson	1-2	0-0	1-2	3	0	3	0	0	0	0	8
Wieck	0-0	0-0	0-0	0	0	0	0	0	0	0	1
Brownlee	0-0	0-0	0-0	0	2	0	0	0	0	0	1
Thomas	0-2	0-0	5-8	9	2	5	0	1	1	1	23
Reed	2-3	1-2	0-0	2	1	5	1	1	0	0	15
Gorney	0-0	0-0	0-0	0	0	0	0	0	0	0	1
Team				2							
Totals	20-59	5-17	19-25	43	20	64	5	11	1	6	200
	FG%: .339	3-PT%: .294	FT%: .760								

Cincinnati - - 76

Name	FG	3-PT	FT	RB	PF	TP	A	TO	BK	S	MN
Hicks	5-10	0-1	0-2	9	2	10	2	1	2	1	34
White	4-12	2-5	5-5	6	2	15	4	1	0	1	37
Maxiell	8-11	2-2	4-8	9	2	22	1	1	6	2	36
Williams	5-9	3-5	0-0	4	5	13	4	1	0	1	35
Muhammad	2-8	1-3	4-6	2	3	9	6	2	0	0	31
Kirkland	1-5	1-2	0-0	1	4	3	1	1	0	0	17
Bright	2-2	0-0	0-1	3	1	4	0	1	0	0	10
Others	0-0	0-0	0-0	0	0	0	0	0	0	0	13
Team				2							
Totals	27-57	9-18	13-22	36	19	76	18	8	8	5	200
	FG%: .474	3-PT%: .500	FT%: .591								

SCORE BY PERIODS:

Iowa	22	42	64
Cincinnati	32	44	76

ATTENDANCE: 27,284

NORTHWESTERN STATE 64, IOWA 63 (1st Round)

March 17, 2006, The Palace at Auburn Hills, Auburn Hills, MI

Northwestern State - - 64

Name	FG	3-PT	FT	RB	PF	TP	A	TO	BK	S	MN
Lee	7-15	4-6	0-0	2	3	18	1	3	0	1	27
Allen	3-6	0-0	1-5	4	5	7	0	2	0	1	22
Mitchell	1-3	1-2	2-2	6	2	5	6	3	0	2	31
Rogers	2-9	1-3	6-6	3	2	11	8	1	1	1	27
Wallace	4-8	2-5	0-0	4	1	10	0	0	0	3	24
Spencer	1-2	0-0	0-0	0	3	2	0	0	0	0	9
Jones	1-3	0-1	0-0	3	1	2	1	0	0	0	15
Forges	2-6	0-3	0-0	1	2	4	0	1	1	0	14
Bargeman	1-5	0-2	0-0	0	0	2	0	0	0	0	16
Dyer	1-2	1-1	0-0	0	1	3	1	0	2	0	11
Ross	0-1	0-0	0-1	3	1	0	0	1	0	1	4
Team				5							
Totals	23-60	9-23	9-14	31	21	64	17	11	4	9	200
	FG%: .383	3-PT%: .391	FT%: .643								

Iowa - - 63

Name	FG	3-PT	FT	RB	PF	TP	A	TO	BK	S	MN
Brunner	5-8	0-1	6-9	10	3	16	1	1	1	0	30
Hansen	2-4	0-0	2-2	5	1	6	0	5	2	0	19
Haluska	6-10	5-9	3-3	3	1	20	2	2	0	0	37
Horner	4-13	1-7	2-2	5	1	11	4	3	0	3	39
Henderson	0-2	0-1	3-4	4	4	3	2	3	0	0	34
Thompson	0-1	0-0	0-0	3	1	0	0	2	0	1	10
Freeman	0-0	0-0	0-0	1	2	0	1	2	0	0	8
Thomas	1-3	0-0	5-6	4	4	7	0	0	2	0	21
Reed	0-0	0-0	0-0	0	0	0	0	0	0	0	2
Team				1							
Totals	18-41	6-18	21-26	36	17	63	10	19	5	4	200
	FG%: .439	3-PT%: .333	FT%: .808								

SCORE BY PERIODS:

Northwestern State	24	40	64
Iowa	28	35	63

ATTENDANCE: 18,456

IOWA 73, TEMPLE -- 71

Nov. 15, 1990, Carver-Hawkeye Arena, Iowa City, IA (Pre-Season)

Temple -- 71

Name	FG	3-PT	FT	RB	PF	TP	A	TO	BK	S	MN
Harden	1-3	1-3	0-0	1	0	3	1	1	0	1	13
Macon	3-15	2-5	0-1	5	1	8	5	2	0	5	40
Hodge	9-9	0-0	1-1	11	2	19	0	3	0	0	29
Kilgore	3-10	1-4	0-2	2	3	7	5	4	1	2	40
Strickland	3-12	0-0	2-2	8	4	8	2	0	1	1	32
Carstarphen	7-13	5-10	0-0	1	2	19	3	0	0	2	30
Lovelace	0-0	0-0	0-0	0	2	0	0	0	0	0	6
Spears	3-3	0-0	1-2	1	4	7	0	0	1	0	8
Post	0-1	0-0	0-0	0	2	0	0	0	0	0	2
Team				2							
Totals	29-66	9-22	4-8	31	20	71	16	10	3	11	200
FG%:	.439	3-PT%:	.410	FT%:	.500						

Iowa -- 73

Name	FG	3-PT	FT	RB	PF	TP	A	TO	BK	S	MN
Skinner	1-2	0-1	0-0	2	0	2	6	0	0	0	22
Barnes	6-13	3-7	0-0	4	0	15	3	1	0	1	27
Earl	7-10	0-0	4-5	5	4	18	1	7	1	1	24
Moses	3-8	0-1	3-4	1	1	0	2	2	0	0	25
Street	0-2	0-0	0-0	0	2	0	0	0	0	0	9
Tubbs	2-2	0-0	0-0	5	5	4	1	0	2	0	13
Webb	3-3	0-0	3-5	6	1	9	1	1	0	0	24
Winters	1-2	0-0	0-0	5	0	2	0	1	1	0	10
Davis	1-2	0-0	0-1	3	1	2	1	1	0	0	9
Smith	1-2	1-1	0-2	1	0	3	4	1	0	1	18
Lusk	3-4	0-0	1-4	1	0	7	2	2	0	1	13
Lookingbill	0-1	0-0	2-2	1	1	2	2	0	1	0	6
Totals	28-51	4-10	13-23	36	16	73	23	16	5	4	200
FG%:	.549	3-PT%:	.400	FT%:	.565						

Score by Periods:

Temple	41	30	71
Iowa	46	27	73

ATTENDANCE: 7,356
NOTRE DAME 77, IOWA 68

Nov. 17, 1990, JAC Center, South Bend, IN (Pre-Season)

Iowa -- 68

Name	FG	3-PT	FT	RB	PF	TP	A	TO	BK	S	MN
Moses	5-10	1-4	0-1	3	5	11	1	5	0	1	24
Street	0-3	0-0	0-0	2	1	0	0	1	0	0	9
Tubbs	2-3	0-0	0-0	1	3	4	1	0	0	0	17
Skinner	1-6	1-5	0-0	2	1	3	2	0	0	1	24
Barnes	2-7	0-1	1-3	4	2	5	5	0	0	1	26
Smith	3-6	1-3	0-0	2	0	7	1	1	0	3	16
Lusk	4-5	0-0	2-2	2	4	10	1	5	0	0	17
Davis	4-4	0-0	0-0	1	2	8	0	0	0	0	12
Winters	3-4	0-0	0-3	3	1	6	0	1	0	0	12
Lookingbill	0-1	0-1	2-2	1	1	2	0	0	0	1	3
Webb	1-3	0-0	1-2	4	2	3	1	0	0	0	17
Earl	2-7	0-0	5-6	7	3	9	1	4	2	2	23
Team				3							
Totals	27-59	3-14	11-19	35	25	68	13	17	2	9	200
FG%:	.458	3-PT%:	.214	FT%:	.579						

Notre Dame -- 77

Name	FG	3-PT	FT	RB	PF	TP	A	TO	BK	S	MN
Ellis	5-12	1-1	9-10	8	3	20	1	4	2	0	35
Sweet	5-7	0-0	2-2	3	1	12	0	2	0	0	22
Tower	2-3	0-0	0-0	3	4	4	1	1	1	0	27
Singleton	2-5	0-0	2-2	4	4	6	9	4	0	1	36
Bennett	7-14	3-3	4-8	6	2	21	5	2	0	2	36
Boyer	0-2	0-1	2-2	0	0	2	1	0	0	0	3
Ellery	3-6	0-2	4-6	3	3	10	0	0	0	1	26
Cozen	0-0	0-0	0-0	1	0	0	0	2	0	0	6
Ross	1-1	0-0	0-0	0	1	2	0	0	0	0	6
Ross	0-0	0-0	0-0	1	1	0	0	0	0	0	3
Team				2							
Totals	25-50	4-7	23-30	31	19	77	17	15	3	4	200
FG%:	.500	3-PT%:	.571	FT%:	.767						

Score by Periods:

Iowa	30	38	68
Notre Dame	35	42	77

ATTENDANCE: 6,608
IOWA 96, DEPAUL 87

March 15, 1995, Mark of the Quad Cities, Moline, IL

DePaul -- 87

Name	FG	3-PT	FT	RB	PF	TP	A	TO	BK	S	MN
Macon	2-4	0-0	1-2	2	2	5	1	2	0	0	32
Kleinschmidt	7-17	1-6	4-6	6	2	19	5	3	0	0	33
Bowden	9-12	0-0	0-0	4	2	18	2	2	1	1	29
Cole	5-15	2-10	5-6	2	4	17	9	4	0	2	39
Patton	2-4	1-1	2-2	4	2	7	2	4	0	2	25
Currie	3-4	0-0	2-5	4	1	8	2	1	1	2	18
Watts	3-5	0-2	1-1	0	3	7	2	0	0	1	15
Singer	2-3	2-3	0-0	2	1	6	0	0	0	0	9
Team				1							
Totals	33-64	6-22	15-22	26	17	87	23	17	2	8	200
FG%:	.515	3-PT%:	.270	FT%:	.681						

Iowa -- 96

Name	FG	3-PT	FT	RB	PF	TP	A	TO	BK	S	MN
Murray	5-9	0-0	2-2	3	3	12	0	3	1	2	30
Settles	7-12	0-4	4-4	9	2	18	5	6	0	0	28
Bartels	6-8	3-5	2-2	7	1	17	3	0	0	5	30
Woolridge	5-11	0-1	7-8	4	3	17	10	1	0	1	31
Kingsbury	6-15	3-11	4-4	2	1	19	2	2	0	1	33
Glasper	0-0	0-0	2-2	2	0	2	1	1	0	0	9
Bowen	1-3	0-0	0-0	5	2	2	2	1	2	0	13
Skillett	2-3	0-0	0-0	1	1	4	0	0	0	0	8
Carter	1-2	0-0	0-0	2	1	2	0	0	0	0	11
Millard	1-1	0-0	1-1	1	2	3	1	1	0	1	7
Team				0				2			
Totals	34-64	6-21	22-23	40	16	96	24	17	3	10	200
FG%:	.531	3-PT%:	.286	FT%:	.956						

Score by Periods:

DePaul	34	53	87
Iowa	46	50	96

ATTENDANCE: 10,678

IOWA'S NIT BOX SCOERS

IOWA 66, OHIO UNIVERSITY 62

March 21, 1995, Carver-Hawkeye Arena, Iowa City, IA

Ohio - - 62

Name	FG	3-PT	FT	RB	PF	TP	A	TO	BK	S	MN
Trent	8-19	0-0	2-2	10	2	18	4	3	0	0	37
Simmons	4-9	0-1	0-0	9	4	8	1	4	1	2	35
Terry	0-6	0-0	2-3	8	3	2	1	2	3	0	19
Ford	1-10	0-8	3-3	4	3	5	4	1	0	5	38
Reese	3-5	2-2	0-1	5	2	8	1	5	0	1	28
Johnson	2-8	2-8	4-4	2	3	10	1	2	0	0	22
Sears	5-6	0-0	1-2	3	4	11	0	1	0	0	19
Greenwood	0-0	0-0	0-0	1	0	0	0	0	1	1	2
Team				1							
Totals	23-63	4-19	12-15	43	21	62	12	18	5	9	200
	FG%:	.365	3-PT%:	.211		FT%:		.800			

Iowa - - 66

Name	FG	3-PT	FT	RB	PF	TP	A	TO	BK	S	MN
Murray	5-7	1-1	2-4	4	4	13	0	2	0	1	32
Settles	3-11	1-4	4-4	10	4	11	2	1	0	4	24
Bartels	2-7	2-6	1-3	6	1	7	2	2	0	2	29
Woolridge	2-7	0-2	4-4	2	3	8	7	4	0	2	28
Kingsbury	6-15	5-13	2-2	8	1	19	0	2	0	3	36
Carter	0-1	0-0	1-2	4	0	1	0	0	0	0	5
Bowen	1-2	0-0	1-2	2	0	3	0	0	0	1	18
Glasper	1-1	0-0	0-2	0	2	2	2	3	0	0	12
Skillet	0-2	0-1	0-0	3	3	0	1	0	0	0	5
Millard	0-3	0-0	2-2	1	0	2	0	1	0	1	11
Team				1							
Totals	20-56	9-27	17-25	41	18	66	14	15	0	14	200
	FG%:	.357	3-PT%:	.333		FT%:		.680			

Score by Periods:

Ohio	29	33	62
Iowa	43	23	66

ATTENDANCE: 15,500

PENN STATE 67, IOWA 64

March 23, 1995, Carver-Hawkeye Arena, Iowa City, IA

Penn State - - 67

Name	FG	3-PT	FT	RB	PF	TP	A	TO	BK	S	MN
Carlton	6-18	1-8	0-0	7	2	13	0	2	0	1	21
Sekunda	2-9	0-0	0-0	6	2	4	3	2	0	0	21
Amaechi	4-9	0-0	4-9	12	3	12	0	1	3	0	33
Earl	0-5	0-2	3-4	4	1	3	13	2	0	5	36
Williams	5-8	0-0	0-0	3	3	10	1	2	0	1	19
Bartram	3-5	2-4	0-0	6	1	8	1	5	0	0	20
Lisicky	4-10	4-7	0-0	1	1	12	1	3	0	0	26
Williams	1-3	0-0	1-5	6	4	3	0	1	0	0	14
Joseph	1-1	0-1	0-0	2	2	2	0	0	0	1	10
Team				3							
Totals	26-68	7-22	8-18	50	19	67	19	18	3	8	200
	FG%:	.382	3-PT%:	.318		FT%:		.444			

Iowa - - 64

Name	FG	3-PT	FT	RB	PF	TP	A	TO	BK	S	MN
Murray	2-5	0-1	0-1	2	1	4	2	2	0	1	26
Settles	6-15	1-5	3-5	9	4	16	3	1	1	0	28
Bartels	3-9	1-6	1-3	3	1	8	0	2	1	2	32
Woolridge	10-17	2-3	6-8	6	1	28	5	3	1	1	35
Kingsbury	1-11	1-10	1-2	2	5	4	0	2	0	0	24
Carter	0-0	0-0	0-0	3	1	0	0	0	1	1	11
Bowen	0-0	0-0	0-0	4	3	0	0	3	4	2	14
Glasper	0-0	0-0	0-0	1	2	0	2	2	0	2	5
Skillet	0-0	0-0	0-0	1	0	0	2	0	0	2	10
Millard	2-2	0-0	0-0	4	2	4	0	1	0	0	15
Team				2							
Totals	24-59	5-25	11-19	37	20	64	14	16	8	11	200
	FG%:	.407	3-PT%:	.200		FT%:		.579			

Score by Periods:

Penn State	31	36	67
Iowa	34	30	64

ATTENDANCE: 15,500

GEORGIA 100, IOWA 93

March 11, 1998, Carver-Hawkeye Arena, Iowa City, IA

Georgia - - 100

Name	FG	3-PT	FT	RB	PF	TP	A	TO	BK	S	MN
Brown	3-4	0-0	5-6	5	3	11	0	2	0	0	18
Jones	5-14	1-3	3-5	8	2	14	0	2	1	0	30
Chadwick	4-5	1-1	0-0	6	3	9	1	2	0	0	23
Smith	6-10	4-6	2-2	7	2	18	5	5	0	1	35
Harrison	10-17	0-2	2-3	4	0	22	9	2	0	1	39
Jones	0-0	0-0	0-0	1	1	0	1	1	0	0	6
Ransom	6-8	0-1	2-4	5	1	14	2	3	1	2	24
Hall	2-2	0-0	0-0	6	3	4	0	1	0	0	13
Dukes	2-3	2-3	0-2	2	2	6	0	1	2	0	7
Dryden	0-0	0-0	0-0	0	1	0	0	0	0	0	1
Nordin	1-1	0-0	0-0	2	3	2	1	1	0	0	4
Team				1							
Totals	39-64	8-16	14-22	47	21	100	19	21	4	4	200
	FG%:	.609	3-PT%:	.500		FT%:		.636			

Iowa - - 93

Name	FG	3-PT	FT	RB	PF	TP	A	TO	BK	S	MN
Davis	9-21	2-4	5-7	8	2	25	1	2	1	3	34
Galloway	2-7	1-5	0-0	0	1	5	3	1	0	1	19
Bowen	11-15	0-0	2-6	11	4	24	1	0	2	4	30
Oliver	3-6	0-0	3-4	2	4	9	4	2	0	3	24
McCausland	3-9	3-7	0-0	4	1	9	1	1	0	0	28
Bauer	0-0	0-0	2-2	0	0	2	0	0	0	1	1
Rucker	0-3	0-0	0-0	0	0	0	0	0	0	0	3
Luehrsmann	1-6	0-2	1-2	4	3	3	5	3	0	3	27
Koch	0-1	0-0	6-6	1	0	6	0	1	1	1	10
Moore	3-5	1-2	1-2	0	1	8	2	0	1	1	19
Others	1-1	0-0	0-0	0	0	2	0	0	0	0	4
Team				1							
Totals	33-74	7-20	20-29	31	16	93	17	10	5	17	200
	FG%:	.446	3-PT%:	.350		FT%:		.690			

Score by Periods:

Georgia	52	48	100
Iowa	50	43	93

ATTENDANCE: 5,167

LOUISIANA STATE 63, IOWA 61

March 13, 2002, Carver-Hawkeye Arena, Iowa City, IA

Louisiana State - - 63

Name	FG	3-PT	FT	RB	PF	TP	A	TO	BK	S	MN
Dupree	8-18	0-3	3-6	11	4	19	1	2	0	2	35
Williams	1-5	0-0	8-8	7	2	10	4	1	1	4	36
Bridgewater	2-6	0-0	0-0	3	5	4	2	0	1	0	35
Bright	7-13	3-7	1-2	3	3	18	2	3	0	1	38
Hudson	4-12	1-4	0-0	3	2	9	1	3	0	1	33
Young	1-1	0-0	1-2	0	0	3	0	0	0	0	5
Thompson	0-0	0-0	0-0	0	1	0	1	0	0	0	8
Wilson	0-0	0-0	0-0	0	2	0	0	1	0	1	10
Team				3							
Totals	23-55	4-14	13-18	30	19	63	11	11	2	9	200
	FG%:	.418	3-PT%:	.286		FT%:		.722			

Iowa - - 61

Name	FG	3-PT	FT	RB	PF	TP	A	TO	BK	S	MN
Evans	3-5	0-0	4-8	9	3	10	1	1	0	1	33
Sonderleiter	0-0	0-0	0-0	0	1	0	0	0	1	0	4
Leslie	2-4	2-2	0-0	3	3	6	3	2	0	0	20
Pierce	6-8	0-2	1-2	8	3	13	5	2	1	1	35
Recker	4-16	2-10	2-2	2	2	12	4	3	0	1	40
Hogan	1-2	1-2	0-0	1	0	3	0	3	0	0	8
Worley	2-5	0-1	1-2	2	2	5	0	4	1	0	16
Reiner	1-1	0-0	0-0	2	0	2	1	0	1		

IOWA 62, VALPARAISO, 60

March 13, 2003, Carver-Hawkeye Arena, Iowa City, IA

VALPARAISO -- 60

Name	FG	3-PT	FT	RB	PF	TP	A	TO	BK	S	MN
Gomes	4-8	0-3	1-3	4	4	9	4	2	1	2	26
Grafs	4-9	0-2	1-3	5	5	9	1	0	1	1	28
Tonagel	2-4	1-2	0-0	2	1	5	1	2	0	1	31
Nieves	0-3	0-3	0-0	2	0	0	2	0	0	0	22
Berdiel	6-12	1-2	0-1	3	2	13	3	1	0	2	28
Ortiz	6-14	1-2	1-2	1	1	14	3	1	0	4	31
Oppland	1-1	0-0	0-0	0	2	2	0	1	0	0	14
Nikkila	2-3	0-0	4-4	3	2	8	0	0	2	0	15
Team				5				2			
Totals	25-54	3-14	7-13	26	17	60	14	9	4	10	200
	FG%: .463	3PT%: .214	FT%: .538								

IOWA -- 62

Name	FG	3-PT	FT	RB	PF	TP	A	TO	BK	S	MN
Worley	1-3	0-2	0-0	2	5	2	3	2	2	0	28
Brunner	2-6	0-0	3-4	4	2	7	1	1	1	1	21
Reiner	4-8	0-0	3-6	10	3	11	0	2	2	1	26
Leslie	7-15	1-3	0-0	4	1	15	5	3	0	1	40
Horner	1-4	0-2	3-5	7	1	5	7	4	0	0	35
Kimm	0-0	0-0	0-0	0	0	0	0	0	0	0	3
Boyd	4-5	3-4	0-0	1	0	11	0	0	0	1	28
Sonderleiter	5-7	0-0	1-1	3	2	11	0	5	1	0	19
Team				3							
Totals	24-48	4-11	10-16	34	14	62	16	17	6	4	200
	FG%: .500	3PT%: .364	FT%: .625								

Score by Periods:

Valparaiso	29	31	60
Iowa	32	30	62

Attendance: 2,761
IOWA 54, IOWA STATE 53

March 21, 2003, Hilton Coliseum, Ames, IA

IOWA -- 54

Name	FG	3-PT	FT	RB	PF	TP	A	TO	BK	S	MN
Leslie	5-8	0-1	1-2	3	0	11	1	4	0	0	39
Horner	2-6	1-2	4-6	2	3	9	1	4	0	1	37
Worley	5-10	0-1	3-4	5	5	13	0	4	2	2	30
Reiner	1-3	0-0	1-1	8	4	3	2	2	1	1	24
Brunner	1-2	0-0	0-0	9	3	2	1	3	2	2	22
Boyd	1-4	1-4	3-4	3	3	6	1	1	0	1	22
Sonderleiter	4-8	0-0	2-5	2	2	10	2	1	0	0	26
Team				3							
Totals	19-41	2-8	14-22	35	20	54	8	19	5	7	200
	FG%: .463	3PT%: .250	FT%: .636								

IOWA STATE -- 53

Name	FG	3-PT	FT	RB	PF	TP	A	TO	BK	S	MN
Sullivan	3-16	2-10	0-2	1	3	8	1	1	0	3	39
Haluska	1-5	1-3	1-2	2	1	4	0	1	0	0	25
Vroman	7-12	0-0	6-11	9	5	20	2	2	3	2	30
Barnes	1-10	1-8	0-0	3	3	3	6	2	0	2	39
Homan	6-9	0-0	2-3	7	3	14	1	1	1	1	36
Varley	0-0	0-0	0-0	2	3	0	0	0	0	0	9
Neal	0-0	0-0	0-0	1	0	0	0	0	0	0	3
Jefferson	1-3	0-1	2-2	3	3	4	0	2	1	0	19
Team				2							
Totals	19-55	4-22	11-20	30	21	53	10	9	5	8	200
	FG%: .345	3PT%: .182	FT%: .550								

Score by Periods:

Iowa	26	28	54
Iowa State	19	34	53

Attendance: 14,020
GEORGIA TECH 79, IOWA 78

March 24, 2003, Carver-Hawkeye Arena, Iowa City, IA

GEORGIA TECH -- 79

Name	FG	3-PT	FT	RB	PF	TP	A	TO	BK	S	MN
Bosh	3-6	1-2	10-13	9	4	17	1	5	1	0	34
Tarver	4-4	0-0	0-0	3	3	8	0	2	1	0	18
Elder	4-13	0-3	0-0	6	1	8	1	3	0	1	31
Jack	2-5	0-2	0-1	1	2	4	9	2	0	2	35
Lewis	3-7	3-6	3-4	4	3	12	1	0	0	1	28
Muhammad	4-8	0-0	3-5	7	2	11	2	0	0	0	21
Schenscher	1-2	0-0	0-0	2	2	2	0	0	0	0	5
Nelson	3-9	0-0	6-7	4	3	12	2	3	0	1	24
McHenry	2-2	1-1	0-0	0	2	5	0	0	0	0	4
Team				2							
Totals	26-56	5-14	22-30	38	22	79	16	15	2	5	200
	FG%: .464	3PT%: .357	FT%: .733								

IOWA -- 78

Name	FG	3-PT	FT	RB	PF	TP	A	TO	BK	S	MN
Worley	0-4	0-1	2-2	5	5	2	1	4	2	3	24
Brunner	2-3	0-1	0-0	5	5	4	2	1	1	0	21
Reiner	3-6	0-0	3-5	4	3	9	0	0	0	0	26
Leslie	6-13	2-4	13-15	0	2	27	3	3	0	2	38
Horner	2-7	2-5	0-0	6	3	6	8	3	0	2	38
Kimm	0-0	0-0	0-0	0	0	0	0	1	0	0	3
Boyd	5-10	2-6	5-5	0	1	17	1	0	0	2	24
Sonderleiter	6-8	0-0	1-4	6	4	13	3	2	1	1	26
Team				2							
Totals	24-51	6-17	24-31	28	23	78	18	14	4	10	200
	FG%: .471	3PT%: .353	FT%: .774								

Score by Periods:

Georgia Tech	44	35	79
Iowa	37	41	78

Attendance: 9,038
SAINT LOUIS 70, IOWA 69

March 16, 2004, Family Arena, St. Charles, MO

IOWA -- 69

Name	FG	3-PT	FT	RB	PF	TP	A	TO	BK	S	MN
Pierce	7-13	0-0	2-2	6	4	16	0	5	0	0	28
Worley	4-7	1-1	1-1	9	4	10	1	3	3	1	38
Brunner	4-6	0-0	2-4	6	2	10	3	0	0	0	30
Horner	4-10	1-4	8-9	5	1	17	6	4	0	0	40
Boyd	3-6	0-3	2-2	1	2	8	4	3	0	1	35
Rand	0-0	0-0	0-0	0	0	0	0	0	0	0	3
Spurgeon	2-2	0-0	2-2	3	3	6	1	1	0	0	14
Hansen	1-3	0-0	0-0	4	1	2	0	1	3	0	12
Team				2							
Totals	25-47	2-8	17-20	39	17	69	15	18	6	2	200
	FG%: .532	3PT%: .250	FT%: .850								

SAINT LOUIS -- 70

Name	FG	3-PT	FT	RB	PF	TP	A	TO	BK	S	MN
Sloan	5-12	1-5	5-8	6	2	16	5	0	0	0	39
Vouyoukas	0-2	0-0	0-0	1	1	0	0	0	0	0	10
Fisher	5-11	0-3	0-0	2	2	10	5	3	2	2	38
Bryant	4-12	1-4	1-1	4	1	10	3	2	0	1	30
Hunt	0-1	0-0	0-0	1	1	0	1	0	0	1	25
Clarke	3-5	1-3	1-2	2	2	8	0	1	0	0	12
Drejaj	7-8	4-4	5-6	1	3	23	2	0	0	1	24
Varner	1-6	0-2	1-1	1	1	3	1	0	0	1	11
Ohanon	0-2	0-0	0-0	1	2	0	1	0	0	1	11
Team				3							
Totals	25-59	7-21	13-18	22	15	70	18	6	2	7	200
	FG%: .424	3PT%: .333	FT%: .722								

Score by Periods:

Iowa	35	34	69
Saint Louis	26	44	70

Attendance: 5,674

IOWA'S NIT BOX SCORERS

IOWA 84, DAYTON, 75

March 13, 2012, Carver-Hawkeye Arena, Iowa City, IA

DAYTON - - 75

Name	FG	3-PT	FT	RB	PF	TP	A	TO	BK	S	MN
Oliver	3-11	0-3	1-2	4	3	7	1	1	0	1	28
Kavanaugh	2-4	0-0	2-2	2	2	6	0	1	0	0	26
Dillard	7-14	4-6	5-6	5	2	23	6	3	0	2	37
Johnson	3-8	0-3	2-2	7	2	8	1	0	0	0	24
Williams	4-7	2-4	2-2	0	2	12	1	0	0	0	32
Asmus	1-1	1-1	0-0	0	0	3	0	0	0	0	0+
Parker	3-10	2-7	1-2	2	1	9	0	2	0	0	25
Vonderhaar	0-0	0-0	0-0	0	0	0	1	0	0	0	0+
Fabrizius	0-6	0-6	1-2	3	1	1	0	0	0	0	12
Gavrilovic	3-5	0-0	0-0	7	1	6	0	1	0	0	14
Hill	0-0	0-0	0-0	0	1	0	0	0	0	0	2
Team				5				2			
Totals	26-66	9-30	14-18	35	15	75	10	9	0	3	200
FG%:	.394	3PT%:	.300			FT%:	.778				

IOWA - - 84

Name	FG	3-PT	FT	RB	PF	TP	A	TO	BK	S	MN
McCabe	9-9	1-1	1-2	8	4	20	2	4	0	0	32
White	10-15	1-3	4-4	11	2	25	2	0	0	0	31
Marble	4-8	1-3	0-0	2	2	9	3	2	1	2	29
Gatens	2-9	2-6	1-2	2	3	7	4	1	1	0	37
Cartwright	1-4	0-1	3-4	4	0	5	11	2	1	0	35
Basabe	6-9	0-0	3-3	5	1	15	0	0	2	1	14
Oglesby	1-3	1-2	0-0	2	0	3	1	0	0	0	16
Brommer	0-0	0-0	0-0	0	0	0	0	1	0	0	3
May	0-1	0-0	0-0	0	0	0	0	0	0	0	3
Team								1			
Totals	33-58	6-16	12-15	34	12	84	23	11	5	3	200
FG%:	.569	3PT%:	.375			FT%:	.800				

Score by Periods:

Dayton	41	34	75
Iowa	44	40	84

Attendance: 13,190

OREGON 108, IOWA 97

March 18, 2012, Matthew Knight Arena, Eugene, OR

IOWA - - 97

Name	FG	3-PT	FT	RB	PF	TP	A	TO	BK	S	MN
Marble	10-15	7-8	4-4	5	3	31	5	0	0	0	37
McCabe	3-6	1-1	1-2	2	5	8	0	4	0	0	13
White	7-17	1-5	7-8	8	2	22	1	0	0	1	35
Gatens	3-10	1-7	0-0	1	2	7	3	1	0	0	35
Cartwright	6-11	0-0	0-0	2	3	12	10	2	0	4	33
Olaseni	0-1	0-0	0-0	0	0	0	0	0	0	0	3
Basabe	8-13	0-0	1-1	8	5	17	0	0	0	0	18
Oglesby	0-1	0-0	0-0	0	0	0	0	0	0	0	17
Brommer	0-1	0-0	0-0	1	1	0	0	1	0	0	3
May	0-4	0-1	0-0	3	2	0	0	0	0	1	5
Stokes	0-0	0-0	0-0	0	0	0	0	0	0	0	1
Team				6							
Totals	37-79	10-22	13-15	36	23	97	19	8	0	6	200
FG%:	.468	3PT%:	.455			FT%:	.867				

OREGON - - 108

Name	FG	3-PT	FT	RB	PF	TP	A	TO	BK	S	MN
Jacob	2-2	0-0	0-0	4	0	4	1	0	0	0	9
Singler	9-10	3-4	4-4	6	3	25	4	1	0	0	35
Woods	3-4	0-0	0-0	0	1	6	0	0	3	0	14
Sim	4-10	3-6	4-4	4	2	15	2	1	0	1	30
Joseph	5-10	3-7	2-2	2	2	15	8	2	0	0	39
Ashaolu	7-10	0-0	8-11	6	2	22	4	1	2	0	25
Loyd	1-4	0-2	0-0	1	2	2	5	2	0	1	13
Nared	0-1	0-1	0-0	2	0	0	0	0	2	0	6
Emory	4-8	1-3	10-11	7	4	19	2	3	0	1	29
Team				0							
Totals	35-59	10-23	28-32	32	16	108	26	10	7	3	200
FG%:	.593	3PT%:	.435			FT%:	.875				

Score by Periods:

Iowa	51	46	97
Oregon	47	61	108

Attendance: 8,647



Roy Devyn Marble scored a game and career-best 31 points on 10-of-15 shooting from the field, including 7-of-8 from 3-point range, in Iowa's second round NIT game at Oregon in 2012. The 31 points are the most points by a Hawkeye in an NIT game and the most in a postseason game since Ed Horton netted 32 against NC State, in double overtime, in the second round of the 1989 NCAA Tournament.

YEAR	COACH	OVERALL GAMES					BIG TEN GAMES				
		W-L	HOME	IOWA AWAY	OPP. AVG.	AVG.	W-L	IOWA RANK	OPP. AVG.	AVG.	
1902	Ed Rule	10-2	3-0	7-2	32.3	21.1	did not compete				
1903	Fred Bailey	4-3	3-1	1-2	22.6	11.9	did not compete				
1904	Ed Rule	6-2	2-1	4-1	23.4	25.0	did not compete				
1905	John Chalmers	6-8	3-1	3-7	24.9	27.9	did not compete				
1906	Ed Rule	11-5	6-1	5-4	36.5	21.0	did not compete				
1907	John Griffith	5-5	3-1	2-4	32.9	26.5	did not compete				
1908	Ed Rule	10-6	6-3	4-3	33.3	26.9	did not compete				
1909	John Griffith	8-7	4-1	4-6	27.1	18.2	1-5	8th	16.2	22.2	
1910	John Griffith	11-3	6-1	5-2	24.4	13.8	2-2	T-5th	20.0	14.8	
1911	Walter Stewart	9-4	4-1	5-3	22.8	18.6	2-2	T-5th	16.5	25.3	
1912	Walter Stewart	6-8	4-3	2-5	17.6	19.7	0-4	T-7th	11.0	33.3	
1913	Floyd Thomas	9-13	5-3	4-10	15.9	20.7	1-5	8th	10.3	24.3	
1914	Maury Kent	9-7	5-3	4-4	21.4	23.4	1-5	8th	16.8	31.5	
1915	Maury Kent	9-8	5-4	4-4	23.6	19.7	2-6	7th	16.8	21.8	
1916	Maury Kent	11-4	6-2	5-2	24.6	18.9	2-4	7th	18.0	25.7	
1917	Maury Kent	7-9	6-3	1-6	18.9	19.4	1-8	9th	15.4	22.6	
1918	Maury Kent	6-8	4-4	2-4	21.8	28.1	4-6	9th	22.6	30.1	
1919	Edwin Bannick	8-7	5-3	3-4	22.5	22.9	4-7	T-7th	20.7	25.3	
1920	James Ashmore	9-10	6-6	3-4	23.8	22.8	6-6	6th	22.7	23.8	
1921	James Ashmore	9-9	6-2	3-7	23.0	19.4	6-5	T-6th	20.2	19.7	
1922	James Ashmore	11-7	6-3	5-4	25.6	20.5	5-6	5th	23.9	23.0	
1923	Sam Barry	13-2	8-1	5-1	27.9	18.5	11-1	T-1st	27.8	18.8	
1924	Sam Barry	7-10	5-5	2-5	23.4	26.2	4-8	9th	24.3	28.3	
1925	Sam Barry	6-10	4-5	2-5	24.6	24.0	5-7	7th	24.6	22.9	
1926	Sam Barry	12-5	9-0	3-5	22.5	21.1	8-4	T-1st	20.8	21.4	
1927	Sam Barry	9-8	6-4	3-4	28.3	26.4	7-5	T-4th	28.3	26.8	
1928	Sam Barry	6-11	4-6	2-5	29.9	33.8	3-9	T-7th	29.8	36.9	
1929	Sam Barry	9-8	7-2	2-6	29.1	28.2	5-7	7th	27.6	29.8	
1930	Rollie Williams	4-13	3-7	1-6	29.1	30.1	did not compete				
1931	Rollie Williams	5-12	3-6	2-6	19.6	27.3	2-10	10th	19.3	30.2	
1932	Rollie Williams	5-12	2-7	3-5	27.0	29.5	3-9	9th	28.2	30.2	
1933	Rollie Williams	15-5	9-2	6-3	33.5	26.8	8-4	T-3rd	30.3	29.9	
1934	Rollie Williams	13-6	10-1	3-5	35.8	28.4	6-6	T-5th	33.1	31.9	
1935	Rollie Williams	10-9	6-4	4-5	35.6	32.8	6-6	6th	34.3	33.2	
1936	Rollie Williams	9-10	6-4	3-6	31.1	31.6	5-7	T-6th	29.4	32.1	
1937	Rollie Williams	11-9	7-4	4-5	34.5	33.9	3-9	T-8th	31.3	36.9	
1938	Rollie Williams	11-9	5-4	6-5	35.3	35.3	6-6	T-5th	34.8	34.3	
1939	Rollie Williams	8-11	7-4	1-7	35.5	36.5	3-9	10th	34.8	38.3	
1940	Rollie Williams	9-12	7-3	2-9	35.9	37.5	4-8	8th	37.3	40.7	
1941	Rollie Williams	12-8	8-3	4-5	44.3	39.3	4-8	8th	43.3	44.8	
1942	Rollie Williams	12-8	8-3	4-5	47.1	43.1	10-5	T-2nd	48.1	43.2	
1943	Pops Harrison	7-10	6-4	1-6	47.5	50.2	3-9	9th	44.6	52.5	
1944	Pops Harrison	14-4	10-1	4-3	52.8	40.3	9-3	T-2nd	50.3	42.8	
1945	Pops Harrison	17-1	11-0	6-1	57.2	39.2	11-1	1st	49.3	40.4	
1946	Pops Harrison	14-4	11-1	3-3	57.4	41.6	8-4	T-3rd	50.5	45.8	
1947	Pops Harrison	12-7	12-1	0-6	56.8	47.5	5-7	T-6th	54.3	52.3	
1948	Pops Harrison	15-4	12-0	3-4	56.9	47.5	8-4	2nd	53.6	51.0	
1949	Pops Harrison	10-10	10-3	0-7	55.1	54.9	3-9	8th	50.8	62.8	
1950	Pops Harrison	9-2	6-0	3-2	68.7	56.6	1-1		56.0	60.0	
	Bucky O'Connor	6-5	4-2	2-3	59.5	59.7	5-5	5th	58.4	61.1	
1951	Rollie Williams	15-7	8-2	7-5	65.0	59.5	9-5	3rd	65.4	58.5	
1952	Bucky O'Connor	19-3	10-1	9-2	69.7	61.7	11-3	2nd	72.4	64.4	
1953	Bucky O'Connor	12-10	9-2	3-8	69.8	68.3	9-9	6th	69.8	70.6	
1954	Bucky O'Connor	17-5	10-2	7-3	70.9	64.3	11-3	2nd	73.1	65.9	
1955	Bucky O'Connor	19-7	10-1	9-6	79.7	71.7	11-3	1st	81.6	74.8	
1956	Bucky O'Connor	20-6	12-1	8-5	77.7	69.9	13-1	1st	80.9	69.9	
1957	Bucky O'Connor	8-14	6-4	2-10	69.6	72.8	4-10	8th	70.8	73.9	
1958	Bucky O'Connor	13-9	8-3	5-6	73.7	73.1	7-7	6th	74.3	75.3	

YEAR	COACH	OVERALL GAMES				BIG TEN GAMES				
		W-L	HOME	AWAY	IOWA AVG.	OPP. AVG.	W-L	RANK	IOWA AVG.	OPP. AVG.
1959	Sharm Scheuerman	10-12	7-3	3-9	75.7	76.6	7-7	T-5th	81.3	80.3
1960	Sharm Scheuerman	14-10	8-3	6-7	73.0	71.0	6-8	T-6th	69.4	72.4
1961	Sharm Scheuerman	18-6	9-3	9-3	70.9	64.7	10-4	T-2nd	66.4	61.4
1962	Sharm Scheuerman	13-11	9-3	4-8	70.3	67.5	7-7	T-4th	70.8	71.5
1963	Sharm Scheuerman	9-15	4-5	5-10	65.7	70.3	5-9	8th	68.6	73.6
1964	Sharm Scheuerman	8-15	5-6	3-9	73.8	80.8	3-11	9th	73.7	85.1
1965	Ralph Miller	14-10	8-3	6-7	83.8	78.1	8-6	5th	82.9	78.6
1966	Ralph Miller	17-7	12-0	5-7	82.5	74.6	8-6	T-3rd	80.8	79.8
1967	Ralph Miller	16-8	9-2	7-6	81.5	76.9	9-5	3rd	84.0	79.6
1968	Ralph Miller	16-9	10-2	6-7	75.2	71.9	10-4	T-1st	76.6	71.6
1969	Ralph Miller	12-12	10-2	2-10	84.4	79.9	5-9	T-8th	79.5	82.1
1970	Ralph Miller	20-5	11-1	9-4	98.7	87.0	14-0	1st	102.9	90.3
1971	Dick Schultz	9-15	6-6	3-9	81.1	82.8	4-10	T-7th	82.9	88.2
1972	Dick Schultz	11-13	9-3	2-10	80.0	80.7	5-9	T-8th	80.3	79.7
1973	Dick Schultz	13-11	8-5	5-6	77.5	72.1	6-8	T-6th	77.7	77.0
1974	Dick Schultz	8-16	7-5	1-11	73.1	81.2	5-9	7th	74.1	81.7
1975	Lute Olson	10-16	7-5	3-11	73.0	80.6	7-11	7th	70.6	77.8
1976	Lute Olson	19-10	10-4	9-6	82.4	79.5	9-9	5th	80.7	81.8
1977	Lute Olson	20-7	12-2	8-5	80.4	75.3	12-6	4th	77.4	77.3
1978	Lute Olson	12-15	8-5	4-10	74.3	73.4	5-13	8th	69.1	72.9
1979	Lute Olson	20-8	11-3	9-5	77.4	66.5	13-5	T-1st	72.9	64.2
1980	Lute Olson	23-10	11-2	12-8	73.0	65.6	10-8	4th	67.9	66.6
1981	Lute Olson	21-7	12-2	9-5	74.8	64.4	13-5	2nd	70.2	64.8
1982	Lute Olson	21-8	12-1	9-7	65.4	58.2	12-6	T-2nd	62.4	56.7
1983	Lute Olson	22-9	11-3	11-6	69.7	62.5	11-7	T-2nd	67.1	62.6
1984	George Raveling	13-15	8-6	5-9	58.9	57.3	6-12	T-7th	54.9	56.8
1985	George Raveling	21-11	16-3	5-8	70.2	58.8	10-8	5th	66.9	61.8
1986	George Raveling	20-12	11-2	9-10	73.6	65.7	10-8	6th	72.7	65.9
1987	Tom Davis	30-5	13-2	17-3	87.3	74.4	14-4	3rd	83.4	72.8
1988	Tom Davis	24-10	14-2	10-8	93.6	81.4	12-6	T-3rd	91.2	82.1
1989	Tom Davis	23-10	15-2	8-8	89.6	81.2	10-8	4th	86.6	84.4
1990	Tom Davis	12-16	11-5	1-11	75.4	80.1	4-14	T-8th	75.6	87.1
1991	Tom Davis	21-11	13-4	8-7	76.8	72.1	9-9	T-5th	73.2	72.9
1992	Tom Davis	19-11	13-2	6-9	81.1	72.0	10-8	5th	73.9	71.9
1993	Tom Davis	23-9	15-1	8-8	78.3	65.4	11-7	T-3rd	73.7	69.6
1994	Tom Davis	11-16	9-6	2-10	83.5	81.7	5-13	T-10th	80.6	84.5
1995	Tom Davis	21-12	13-5	8-7	83.6	74.6	9-9	T-7th	81.3	77.3
1996	Tom Davis	23-9	14-1	9-8	79.6	67.9	11-7	4th	74.1	67.6
1997	Tom Davis	22-10	14-2	8-8	72.3	63.7	12-6	T-2nd	69.7	62.2
1998	Tom Davis	20-11	11-5	9-6	80.2	67.5	9-7	T-5th	74.4	69.8
1999	Tom Davis	20-10	11-4	9-6	73.9	70.0	9-7	T-3rd	71.9	71.1
2000	Steve Alford	14-16	9-4	5-12	68.8	71.6	6-10	T-7th	65.1	71.1
2001	Steve Alford	23-12	12-4	11-8	74.1	70.5	7-9	T-6th	71.7	73.6
2002	Steve Alford	19-16	13-4	6-12	72.6	68.1	5-11	T-8th	67.4	70.9
2003	Steve Alford	17-14	11-7	6-7	69.1	66.5	7-9	T-8th	69.1	71.0
2004	Steve Alford	16-13	11-3	5-10	71.4	68.9	9-7	4th	71.0	69.6
2005	Steve Alford	21-12	13-3	8-9	72.9	67.3	7-9	7th	68.2	67.2
2006	Steve Alford	25-9	17-0	8-9	66.3	58.9	11-5	T-2nd	66.6	62.6
2007	Steve Alford	17-14	14-2	3-12	68.4	65.6	9-7	T-4th	67.0	66.9
2008	Todd Lickliter	13-19	10-8	3-11	56.1	58.0	6-12	8th	55.4	60.2
2009	Todd Lickliter	15-17	13-4	2-13	60.2	59.6	5-13	10th	57.9	62.5
2010	Todd Lickliter	10-22	9-9	1-13	60.5	66.0	4-14	T-9th	57.9	66.9
2011	Fran McCaffery	11-20	8-8	2-9	67.2	68.1	4-14	10th	65.2	72.8
2012	Fran McCaffery	18-17	14-6	3-9	73.0	72.5	8-10	T-7th	67.8	71.6
Totals		1,505-1,065	956-343	547-722			711-728			

Coach Ed Rule
1901-02 (10-2)

11/6	*	Grinnell	W	34-19
12/14	*	Upper Iowa	W	42-13
1/15		Upper Iowa	W	27-26
1/16		Dubuque YMCA	W	36-27
1/17		Augustana (IL)	W	22-21
1/24		West College	W	24-7
2/1		Wilton	W	66-4
2/5	*	Kansas	W	40-27
2/14		D. M. YMCA	W	42-17
2/15		Grinnell	W	25-21
3/1		Minnesota	L	10-47
3/3		Minnesota A.C.	L	20-24

Coach Fred Bailey
1902-03 (4-3)

1/24	*	Wilton	W	68-7
1/29		Des Moines College	W	NA
1/30		Des Moines YMCA	L	21-24
2/2		Grinnell	L	5-6
2/14	*	Grinnell	L	13-15
	*	West College	W	24-14
	*	Highland Park	W	27-17

Coach Ed Rule
1903-04 (6-2)

12/4	*	Grinnell	W	39-35
1/7		Augustana (IL)	W	20-12
1/14		Grinnell	W	21-20
1/15		D. M. YMCA	W	23-16
1/17		Highland Park	W	28-19
1/30	*	Augustana (IL)	L	21-44
		Grinnell	L	12-35
2/19	*	Grinnell	W	23-19

Coach John Chalmers
1904-05 (6-8)

1/11		Minnesota A.C.	W	24-18
1/12		Minnesota	L	17-48
1/21		Augustana (IL)	L	20-41
1/26		Highland Park	W	23-22
1/27		Des Moines YMCA	W	24-22
1/28		Grinnell	L	22-32
2/4	*	Augustana (IL)	W	28-24
2/18	*	Des Moines YMCA	L	25-33
2/23	*	Grinnell	W	24-17
2/28		Iowa Natl. Guard	L	26-46
3/4	*	Coe	W	50-9
3/6		Grinnell	L	26-34
3/10		Chicago	L	16-20
3/11		Northwestern	L	23-24

Coach Ed Rule
1905-06 (11-5)

	*	Augustana (IL)	W	25-11
	*	Lewis Institute	L	25-31
		Coe	W	65-20
	*	Grinnell	W	26-13
1/13	*	Northern IA	W	51-9
1/26		Iowa Natl. Guard	W	42-26
2/1		Central YMCA	L	24-35
2/2		Chicago	L	20-27
2/14	*	Kansas	W	29-19
2/16		Northern Iowa	W	70-25
2/17		Coe	W	43-13
2/22		Grinnell	L	19-20
2/23		Des Moines YMCA	L	27-33
3/2		Augustana (IL)	W	28-25
3/3	*	Coe	W	70-12
3/9	*	Grinnell	W	20-17

Coach John Griffith
1906-07 (5-5)

12/13	*	Northern Iowa	W	73-16
1/12	*	Coe	W	49-35
1/18		Des Moines YMCA	L	26-32
1/19		Highland Park	W	32-17
1/21		Nebraska	L	17-27
1/23		Kansas City A.C.	L	28-35
1/30		Grinnell	W	20-17
2/9	*	Grinnell	L	21-24
2/16		Coe	L	31-33
2/22	*	Nebraska	W	32-29

Coach Ed Rule
1907-08 (10-6)

12/7		Cedar Rapids YMCA	W	69-39
12/14	*	Cedar Rapids YMCA	W	63-12
12/20	*	Chicago	L	26-35
		Upper Iowa	W	42-25
1/8	*	Minnesota	L	12-31
		Luther	W	34-32
		Chicago	L	12-32
	*	Minnesota	L	25-33
1/20	*	Grinnell	W	15-13
1/30	*	Missouri	W	46-16
2/14	*	Illinois	W	46-36
2/15		Coe	W	42-28
2/22		Grinnell	L	11-34
2/27	*	Coe	W	38-12
3/7	*	Nebraska	W	39-26
3/11		Grinnell	L	12-26

Coach John Griffith
1908-09 (8-7, 1-5 Big Ten/8th)

1/13	*	Northern Iowa	W	42-12
1/21	*	Coe	W	48-10
1/28		Chicago	L	10-29
1/29		Indiana	L	12-18
1/30		Purdue	L	11-17
2/2	*	Haskell Indians	W	32-18
2/6	*	Grinnell	L	18-19
2/9		Coe	W	36-24
2/12		Grinnell	L	14-25
2/18	*	Minnesota	W	37-14
2/19		Northern Iowa	W	49-9
2/22		Drake	W	36-13
2/26		Luther	W	34-12
2/27		Minnesota	L	18-23
3/1		Wisconsin	L	9-30

1909-10 (11-3, 2-2 Big Ten/T5th)

1/10		Coe	W	32-17
1/19		Luther	W	19-15
1/20		Minnesota	L	9-20
1/22		Northern Iowa	W	34-11
1/29	*	Grinnell	W	20-13
2/3	*	Minnesota	L	18-22
2/4		Drake	W	26-8
2/5		Iowa State	W	30-27
2/11		Grinnell	L	13-18
2/16	*	Missouri	W	20-6
2/19		Northwestern	W	18-11
2/27	*	Iowa State	W	24-12
3/1	*	Drake	W	43-7
3/5	*	Northwestern	W	35-6

Coach Walter Stewart
1910-11 (9-4, 2-2 Big Ten/T5th)

1/10	*	Coe	W	51-19
1/21	*	Drake	W	30-20
1/27	*	Northwestern	W	17-10
2/9		Carleton	W	25-14
2/10		Minnesota	L	7-37
2/11		Northern Iowa	W	43-17
2/17		Lewis Institute	L	10-19
2/18		Northwestern	W	27-18
2/20	*	Cornell	W	24-10
2/23		Drake	W	21-15
2/27		Grinnell	L	10-21
3/4	*	Minnesota	L	15-36
3/9		Grinnell	W	12-10

1911-12 (6-8, 0-4 Big Ten/T7th)

12/20	*	Iowa Wesleyan	W	41-22
1/5	*	Wisconsin	L	12-38
1/16	*	Leander Clarke	W	23-11
1/22	*	Minnesota	L	17-36
1/27	*	Northern Iowa	W	28-8
2/10	*	Grinnell	L	19-20
2/12		St. Joseph	L	9-11
2/13		Sacred Heart	W	14-12
2/14		Wisconsin	L	5-30
2/22	*	Cornell	W	24-10
		Grinnell	L	14-18
2/29	*	Northern Iowa	W	21-16
3/1		Minnesota	L	10-29
3/2		Carleton	L	9-15

Coach Floyd Thomas
1912-13 (9-13, 1-5 Big Ten/8th)

12/16	*	Leander Clarke	W	14-10
12/30		Ottumwa	L	17-41
12/31		Highland Park	L	4-14
1/1		Iowa Natl. Guard	W	25-16
1/2		Des Moines YMCA	L	10-15
1/3		Simpson	L	14-24
1/11	*	Northern Iowa	W	24-20
1/16		Northwestern	L	12-29
1/17		Chicago	L	8-28
1/18		Illinois	L	9-35
1/24	*	Grinnell	L	12-26
2/3	*	Coe	W	42-12
2/5		Cornell	W	13-3
2/8	*	Iowa State	W	27-15
2/15	*	Minnesota	L	10-26
2/18	*	Cornell	W	19-16
2/21		Grinnell	L	11-35
2/25		Iowa State	W	21-13
3/1	*	Northwestern	L	11-19
3/6		Northern Iowa	L	15-21
3/7		Minnesota	W	12-9
3/8		Carleton	L	20-28

Coach Maury Kent
1913-14 (9-7, 1-5 Big Ten/8th)

12/12	*	Leander Clarke	W	24-13
1/7	*	Northern Iowa	W	21-20
1/14	*	Cornell	W	50-13
1/17		Chicago	L	13-47
1/19	*	Minnesota	W	16-14
1/23	*	Grinnell	L	20-38
1/31	*	Iowa State	W	22-15
2/11		Northern Iowa	W	27-14
2/12		Minnesota	L	13-34
2/13		Carleton	L	16-25
2/16	*	Chicago	L	13-28
2/21	*	Northwestern	L	23-35
2/24		Iowa State	W	21-16
2/27		Grinnell	W	20-18
3/3		Cornell	W	20-13
3/7		Northwestern	L	23-41

YEAR-BY-YEAR SCORES

1914-15 (9-8, 2-6 Big Ten/7th)

12/14	*	Iowa Wesleyan	W	46-22
1/9	*	Northern Iowa	W	44-16
1/13		Northwestern	L	15-26
1/16	*	Cornell	W	32-16
1/19	*	Indiana	W	29-20
1/22		Minnesota	L	14-29
1/23		Carleton	L	19-20
1/30	*	Grinnell	L	14-15
2/8	*	Ohio State	L	16-17
2/13	*	Minnesota	L	9-11
2/16	*	Iowa State	W	27-12
2/19		Grinnell	W	26-20
2/22		Ohio State	L	15-27
2/23		Indiana	W	20-19
3/1		Cornell	W	36-22
3/4		Iowa State	W	23-18
3/6	*	Northwestern	L	16-25

1915-16 (11-4, 2-4 Big Ten/7th)

12/21	*	Iowa Wesleyan	W	55-6
1/7	*	Cornell	W	30-12
1/10	*	Wisconsin#	L	30-36
1/15		Chicago	W	19-18
1/21		Minnesota	L	11-26
1/25	*	Grinnell	W	25-16
1/29	*	Drake	W	31-24
2/7		Cornell	W	28-19
2/12	*	Chicago	W	16-15
2/15		Drake	W	22-14
2/19	*	Iowa State	W	26-9
2/23	*	Minnesota	L	13-21
2/26		Grinnell	W	22-15
2/28		Wisconsin	L	19-38
3/4		Iowa State	W	22-14

1916-17 (7-9, 1-8 Big Ten/9th)

12/15	*	Northern Iowa	W	33-15
12/19	*	Lombard	W	39-11
1/6		Chicago	L	15-22
1/9	*	Cornell	W	28-13
1/12	*	Indiana	L	12-21
1/19		Indiana	L	7-12
1/20		Purdue##	L	17-19
1/24		Northwestern	L	15-24
1/27	*	Grinnell	W	19-16
2/9	*	Chicago	W	24-17
2/16		Iowa State	L	12-24
2/19	*	Minnesota	L	15-39
2/23		Grinnell	W	17-15
2/27	*	Iowa State	W	15-13
3/2		Minnesota	L	19-31
3/10	*	Northwestern	L	15-18

1917-18 (6-8, 4-6 Big Ten/9th)

12/15	*	Cornell	L	18-38
12/20	*	Lombard	L	15-25
1/5		Chicago	L	20-46
1/8	*	Wisconsin	L	22-36
1/19		Minnesota	L	18-33
1/21		Wisconsin	L	19-34
1/28	*	Purdue	W	33-19
2/4	*	Minnesota	W	25-21
2/9	*	Iowa State	W	24-9
2/16	*	Indiana	L	25-29
2/23	*	Chicago	W	29-26
3/1		Iowa State	W	22-20
3/8		Indiana	W	13-11
3/9		Purdue	L	22-46

Coach Edwin Bannick

1918-19 (8-7, 4-7 Big Ten/T7th)

1/8	*	Coe	W	25-22
1/13	*	Indiana	L	14-23
1/17		Chicago	L	19-31
1/18		Northwestern	W	29-28
1/24		Indiana	W	21-12
1/25		Purdue	L	19-32
2/1	*	Minnesota	L	18-28
2/8		Minnesota	L	22-36
2/10		Wisconsin	L	19-28
2/15	*	Iowa State	W	27-17
2/19	*	Chicago	L	10-22
2/22	*	Cornell	W	28-6
3/1		Iowa State	W	29-20
3/8	*	Northwestern	W	28-12
3/11	*	Wisconsin	W	29-27

Coach James Ashmore

1919-20 (9-10, 6-6 Big Ten/6th)

12/15	*	Cornell	L	20-22
12/17	*	Cornell	L	16-24
12/18	*	Cornell	L	32-35
1/1	*	Coe	W	39-11
1/2	*	Coe	L	21-22
1/5	*	Wisconsin	L	18-35
1/9		Minnesota	L	19-21
1/17		Northwestern	W	25-13
1/19		Wisconsin	W	21-20
1/23	*	Iowa State	W	27-15
1/27	*	Chicago	W	22-19
2/2	*	Minnesota	W	30-5
2/7	*	Indiana	W	28-20
2/10		Chicago	L	18-37
2/13		Indiana	L	19-25
2/14		Purdue	L	19-25
2/20	*	Purdue	L	26-42
2/27	*	Northwestern	W	27-23
3/6		Iowa State	W	26-19

1920-21 (9-9, 6-5 Big Ten/T6th)

12/29		Rockford	W	33-16
12/31		Illinois Wesleyan	L	26-29
1/1		Millikin	L	22-24
1/6	*	Coe	W	33-5
1/10	*	Cornell	W	44-13
1/15		Minnesota	L	19-24
1/21		Michigan	L	15-19
1/22		Chicago	L	17-42
1/31	*	Chicago	W	17-16
2/7	*	Minnesota	L	14-17
2/15	*	Iowa State	L	16-20
2/19	*	Purdue	W	20-15
2/21	*	Indiana	W	22-15
2/26		Indiana	W	26-17
3/5		Purdue	L	19-21
3/11		Iowa State	L	18-26
3/14	*	Northwestern	W	33-17
3/28		Northwestern	W	20-14

1921-22 (11-7, 5-6 Big Ten/5th)

12/10	*	Augustana (IL)	W	41-16
12/17	*	Cornell	W	34-14
12/20	*	Lombard	W	26-14
12/22		Creighton	L	17-19
12/23		Creighton	W	20-17
12/31		Knox	W	27-21
1/2	*	Upper Iowa	W	32-15
1/7	*	Wisconsin	L	15-18
1/14		Minnesota	L	16-24
1/21	*	Purdue	L	22-36
1/28		Purdue	L	26-27
2/11		Chicago	W	27-17
2/13		Wisconsin	W	24-18
2/18	*	Ohio State	W	31-27

2/23	*	Minnesota	W	29-21
2/27	*	Michigan	L	20-22
3/4		Michigan	L	19-25
3/6		Ohio State	W	34-18

Coach Sam Barry

1922-23 (13-2, 11-1 Big Ten/T1st)

12/10	*	Knox	W	21-11
12/19	*	Cornell	W	36-19
1/3	*	Notre Dame	L	23-24
1/6		Chicago	W	35-23
1/15	*	Michigan	W	18-17
1/20	*	Ohio State	W	46-21
1/27	*	Northwestern	W	29-22
1/29		Minnesota	W	32-16
2/3	*	Chicago	W	20-12
2/10		Northwestern	W	28-11
2/12		Ohio State	W	36-25
2/22	*	Indiana	W	19-13
2/26	*	Minnesota	W	29-24
3/3		Michigan	W	20-18
3/5		Indiana	L	21-23

1923-24 (7-10, 4-8 Big Ten/9th)

12/8	*	North Dakota	W	22-11
12/15	*	Butler	W	26-23
12/18	*	Cornell	W	25-15
1/2		Creighton	L	13-36
1/5	*	Marquette	L	20-21
1/12	*	Purdue	W	36-26
1/19		Michigan	L	18-23
1/21		Ohio State	L	28-43
2/2	*	Chicago	L	18-31
2/9	*	Ohio State	L	24-26
2/16		Chicago	W	21-13
2/22	*	Illinois	L	14-26
2/25	*	Michigan	L	25-27
2/29		Illinois	L	19-38
3/3		Purdue	W	40-31
3/8	*	Wisconsin	W	22-19
3/11		Wisconsin	L	26-36

1924-25 (6-10, 5-7 Big Ten/T7th)

12/13	*	Wabash	L	24-28
12/18	*	Butler	L	22-26
1/1		Marquette	W	28-17
1/5	*	Minnesota	W	27-19
1/9	*	Purdue	W	35-19
1/17	*	Creighton	L	20-38
1/24		Illinois	L	15-23
1/31	*	Indiana	L	28-30
2/7		Northwestern	W	35-20
2/9		Indiana	L	21-28
2/14		Purdue	L	23-35
2/16		Wisconsin	L	15-16
2/21		Minnesota	L	18-20
2/27		Illinois	W	33-25
3/3	*	Wisconsin	L	23-25
3/7	*	Northwestern	W	26-15

1925-26 (12-5, 8-4 Big Ten/T1st)

12/7	*	St. Louis	W	35-19
12/12	*	Wabash	W	38-26
12/17	*	Butler	W	26-24
12/18		Notre Dame	L	16-17
1/2		Marquette	W	19-16
1/9		Chicago	W	18-13
1/11		Michigan	L	16-22
1/16	*	Indiana	W	29-22
1/23		Ohio State	L	21-35
1/25		Northwestern	L	21-27
2/1		Indiana	L	20-30
2/6	*	Minnesota	W	21-14
2/13	*	Michigan	W	24-21
2/20	*	Northwestern	W	12-11
2/27	*	Chicago	W	32-20
3/3	*	Ohio State	W	18-17
3/13		Minnesota	W	17-15

1926-27 (9-8, 7-5 Big Ten/T4th)

*	St. Louis	W	43-13
*	Wabash	L	13-28
*	Notre Dame	L	18-19
	Marquette	W	35-21
	Chicago	W	19-13
	Purdue	W	39-25
*	Michigan	L	22-41
	Illinois#	L	33-40
*	Butler	L	32-47
*	Ohio State	W	39-25
*	Illinois	W	26-24
*	Purdue	W	33-28
	Wisconsin	L	21-24
*	Chicago	W	25-23
	Ohio State	L	28-30
	Michigan#	L	29-31
*	Wisconsin	W	26-17

1927-28 (6-11, 3-9 Big Ten/T7th)

*	Knox	W	30-21
*	Notre Dame	L	20-23
12/19	* Pittsburgh#	L	40-44
12/31	Marquette	W	31-17
	Minnesota	L	32-33
*	Northwestern	L	32-37
*	Illinois	W	36-30
*	Purdue	L	28-46
*	Creighton	W	30-26
*	Minnesota	W	30-27
	Indiana	L	33-50
	Northwestern	L	28-49
*	Wisconsin	L	21-31
	Illinois	W	41-27
*	Indiana	L	39-49
	Wisconsin	L	17-20
	Purdue	L	20-44

1928-29 (9-8, 5-7 Big Ten/T7th)

*	South Dakota	W	37-17
*	Washington (MO)	W	22-18
	Marquette	W	38-15
	Pittsburgh	L	39-45
*	Creighton	W	28-26
*	Ohio State	W	34-26
*	Michigan	L	25-36
*	Minnesota	W	36-23
	Northwestern	L	27-28
	Chicago	W	23-21
*	Indiana	W	29-27
*	Chicago	W	31-20
	Minnesota	L	22-37
	Michigan	L	18-25
	Ohio State	L	23-42
*	Northwestern	L	33-38
	Indiana	L	30-35

Coach Rollie Williams
1929-30 (4-13)

12/9	* Duquesne	W	35-26
12/16	* Pittsburgh	L	21-29
12/21	Marquette	L	19-29
12/23	Notre Dame	L	19-32
1/7	* South Dakota State	L	20-30
1/11	* Missouri	L	24-25
1/18	* Bradley	L	28-35
1/24	Drake	W	25-18
1/25	Nebraska	L	26-41
1/30	* Oklahoma State	W	26-21
2/8	* Creighton	W	33-28
2/15	Concordia (MO)	L	32-41
2/17	St. Louis	L	25-32
2/22	* Drake	L	25-26
2/25	* St. Louis	L	24-31
3/4	* Marquette	L	21-39
3/10	Monmouth	L	23-29

1930-31 (5-12, 2-10 Big Ten/10th)

12/8	* St. Louis	L	14-26
12/15	* Bradley	L	16-17
12/23	Creighton	W	28-22
1/5	Drake	W	21-20
1/10	* Minnesota	L	22-26
1/12	* Purdue	W	25-23
1/17	Wisconsin	L	13-24
1/19	* Indiana	L	20-28
2/2	Minnesota	L	14-36
2/9	Indiana	L	18-31
2/14	* Illinois	L	23-26
2/16	* Wisconsin	W	19-17
2/21	* Northwestern	L	30-40
2/28	Illinois	L	13-31
3/2	Northwestern	L	16-41
3/7	Purdue	L	19-39
3/14	* Notre Dame	W	23-17

1931-32 (5-12, 3-9 Big Ten/9th)

12/5	* Bradley	L	19-24
12/12	* Carleton	L	26-35
12/19	* Nebraska	W	34-29
1/4	Drake	W	24-18
1/9	Ohio State	L	17-20
1/11	* Northwestern	L	26-32
1/16	* Ohio State	L	23-40
1/18	Indiana	L	27-35
2/1	Notre Dame	L	18-33
2/6	* Chicago	W	43-25
2/8	Minnesota	L	22-24
2/13	Northwestern	W	30-25
2/15	Michigan	L	22-40
2/20	* Indiana	L	33-34
2/27	* Michigan	L	27-35
2/29	Chicago	W	46-28
3/5	* Minnesota#	L	22-24

1932-33 (15-5, 8-4 Big Ten/T3rd)

Pos	Starters	Pts	
F	Howard Moffitt	89	
F	Guedner Krumbholz	118	
C	Howard Bastian	154	
G	Ben Selzer	80	
G	John Grim	69	
Reserves			
F	Jack Kotlow	35	
F	John Barko	39	
12/3	* Bradley	W	42-29
12/9	* Monmouth	W	28-22
12/12	Drake	W	52-11
12/17	* Carleton	W	34-19
1/3	* North Dakota State	L	17-21
1/7	* Michigan	L	25-33
1/9	Wisconsin	L	19-21
1/14	Purdue	W	35-33
1/16	Chicago	W	36-32
1/30	St. Ambrose	W	44-24
2/3	* Creighton	W	37-30
2/6	* Chicago	W	42-12
2/11	* Purdue	W	34-30
2/13	* Wisconsin	W	31-25
2/18	Michigan	W	36-35
2/20	Ohio State	L	23-38
2/25	* Ohio State	W	37-29
2/27	* Illinois	W	30-27
3/4	Illinois	L	16-44
3/6	St. Louis	W	52-20

1933-34 (13-6, 6-6 Big Ten/T5th)

Pos	Starters	Pts	
F	John Barko	138	
F	Howard Moffitt	135	
C	Howard Bastian	133	
G	Ben Selzer	96	
G	John Grim	65	
Reserves			
C/F	Ivan Blackmer	58	
G	Albert Bobby	14	
G/F	Fred Schwartz	13	
12/2	* Millikin	W	47-27
12/11	* Iowa State	W	30-12
12/16	* Carleton	W	44-24
1/2	* South Dakota	W	42-32
1/6	* Northwestern	W	41-28
1/8	* Wisconsin	W	32-26
1/13	Minnesota	L	38-39
1/15	* Illinois	W	36-14
1/27	St. Ambrose	W	39-18
1/30	Drake	W	39-18
2/3	* Bradley	W	43-25
2/5	Indiana	L	25-34
2/10	Purdue	W	38-36
2/12	Northwestern	L	29-35
2/17	* Purdue	L	33-45
2/19	* Indiana	W	29-26
2/24	* Minnesota	W	33-30
2/26	Illinois	L	31-35
3/3	Wisconsin	L	32-35

1934-35 (10-9, 6-6 Big Ten/6th)

Pos	Starters	Pts	
F	John Berko	160	
F	Sid Rosenthal	110	
C	Ivan Blackmer	142	
G	John Grim	92	
G	Albert Bobby	73	
Reserves			
F	Fred Schwartz	22	
F	Glen Tangeman	20	
F	Richard Moran	7	
12/1	* Hamline	W	38-26
12/10	* Carleton	W	36-23
12/15	* Pittsburgh	L	26-38
12/20	Nebraska	W	31-24
12/29	* Stanford	W	38-28
1/1	Iowa State	L	33-41
1/3	Drake	L	25-45
1/5	* Ohio State	W	32-21
1/7	* Chicago	W	39-29
1/12	Northwestern	W	38-35
1/14	Minnesota#	W	39-33
1/19	* Indiana	L	35-40
2/2	* Minnesota	L	35-36
2/9	Ohio State	L	24-42
2/11	Indiana	L	30-34
2/16	* Michigan	L	27-29
2/23	Chicago	L	40-41
2/25	Michigan	W	37-25
3/4	* Northwestern	W	35-33

YEAR-BY-YEAR SCORES

1935-36 (9-10, 5-7 Big Ten/T6th)

Pos	Starters	Pts
F	Sid Rosenthal (Sr.)	162
F	John Barko (Sr.)	72
C	Jack Drees (So.)	49
G	Joe Van Ysseldyk (So.)	76
G	Kenneth Suesens (So.)	46
Reserves		
G	Wally Gaddis (Jr.)	44
F	Fred Schwartz (Sr.)	38
C	Matt Walsh (Jr.)	36

11/30	* Millikin	L	29-33
12/10	* Carleton	W	52-27
12/14	* Pittsburgh	L	22-32
12/19	Loyola (IL)	W	33-26
12/21	Western Michigan	L	35-48
12/30	Marquette	W	31-27
1/4	* Drake	W	35-22
1/11	* Illinois	W	27-26
1/13	* Ohio State	W	25-23
1/18	Wisconsin	L	21-27
1/20	Ohio State	L	26-34
2/3	Michigan#	L	27-31
2/8	* Purdue	L	38-39
2/10	Illinois	L	14-36
2/15	* Chicago	W	33-20
2/17	* Wisconsin	W	32-25
2/22	* Michigan	L	25-31
2/29	Purdue	L	38-54
3/2	Chicago	W	47-39

1936-37 (11-9, 3-9 Big Ten/T8th)

Pos	Starters	Ppg
F	Ben Stephens (So.)	8.4
F	Sam Johnson (Fr.)	5.7
C	Jack Drees (Jr.)	4.1
G	Joe Van Ysseldyk (Jr.)	4.6
G	Albert Bobby (Sr.)	2.9
Reserves		
F	Wally Gaddis (Sr.)	7.2
C	Matt Walsh (Sr.)	1.3
G	Ken Suesens (Jr.)	1.8

12/5	* Bradley	W	33-27
12/10	* Carleton	W	52-26
12/14	* South Dakota	W	44-23
12/16	* Denver	W	34-30
12/19	Washington (MO)	W	42-35
12/21	Millikin	W	37-30
1/2	Marquette	W	37-34
1/4	Indiana	L	24-28
1/9	Northwestern	W	33-26
1/11	* Purdue	L	31-35
1/16	Illinois	L	28-42
1/18	Wisconsin	L	23-29
2/3	* North Dakota	W	35-30
2/6	* Indiana	L	34-38
2/8	* Northwestern	W	39-29
2/13	Purdue	L	29-54
2/15	* Minnesota	L	37-43
2/20	* Wisconsin	W	43-35
2/22	Minnesota	L	25-44
2/27	* Illinois	L	29-40

1937-38 (11-9, 6-6 Big Ten/T5th)

Pos	Starters	Ppg
F	Ben Stephens (Jr.)	10.9
F	Nile Kinnick (So.)	6.1
C	Jack Drees (Sr.)	4.8
G	Joe Van Ysseldyk (Sr.)	4.4
G	Ken Suesens (Sr.)	2.5
Reserves		
F	Sam Johnson (So.)	3.9
F	Thomas Lind (So.)	2.6
G	Fred Hohenhorst (So.)	1.2

12/9	* Carleton	W	44-20
12/13	* Washington (MO)	W	41-34
12/18	Butler	W	36-31
12/20	Xavier	W	33-28
12/21	Toledo	L	39-59
12/22	Michigan State	L	37-52
1/1	Marquette	L	23-36
1/8	* Indiana	W	48-39

1/10	* Northwestern	L	28-36
1/15	Ohio State	L	29-48
1/17	Indiana	W	36-32
1/31	* South Dakota	W	35-34
2/5	* Ohio State	L	43-51
2/7	Minnesota	L	26-28
2/12	Chicago	W	42-29
2/14	Michigan	W	38-30
2/19	* Chicago	L	35-38
2/21	Northwestern	W	26-25
2/26	* Michigan	W	37-25
2/28	* Minnesota	L	29-30

1938-39 (8-11, 3-9 Big Ten/10th)

Pos	Starters	Ppg
F	Ben Stephens (Sr.)	13.4
F	Angelo Anapol	4.9
C	Ken Bastian (Jr.)	3.6
G	Erwin Prasse (Jr.)	4.5
G	Thomas Lind (Jr.)	3.6
Reserves		
C	Charles Plett	3.2
F/G	Howard Irvine	2.3
C	Dick Evans (Jr.)	3.0

12/3	* Carleton	L	33-37
12/9	* Monmouth	W	37-34
12/12	* Washington (MO)	W	42-26
12/17	Butler	L	29-31
12/19	DePaul	W	34-29
12/31	* St. Louis	W	47-37
1/7	Wisconsin	L	24-28
1/9	Minnesota	L	29-36
1/14	* Purdue	W	49-41
1/16	* Chicago	W	29-19
1/21	* Michigan	L	32-47
1/30	* South Dakota	W	35-30
2/4	Northwestern	L	25-27
2/6	Illinois	L	26-34
2/11	* Indiana	L	39-50
2/18	Ohio State	L	40-53
2/20	Indiana	L	40-45
2/27	* Northwestern	W	41-26
3/6	* Minnesota	L	43-54

1939-40 (9-12, 4-8 Big Ten/8th)

Pos	#	Starters	Ppg
F	26	Vic Siegel (So.)	9.0
F	17	Thomas Lind (Sr.)	6.5
C	12	Dick Evans (Sr.)	3.9
G	16	Erwin Prasse (Sr.)	3.6
G	24	Vincent Harsha (So.)	1.8
Reserves			
C	10	Ken Bastian (Sr.)	2.7
G	22	Rudy Soderquist (So.)	1.6
G	4	Paul Siglin (So.)	1.9
F	23	Richard Hein (So.)	2.1

12/2	Carleton	W	24-21
12/8	* Millikin	W	43-26
12/11	* Denver	W	44-32
12/16	Wayne	L	30-34
12/18	Butler	L	25-32
12/30	Marquette#	L	43-49
1/1	Toledo	L	30-54
1/6	* Minnesota	L	34-42
1/8	Indiana	L	30-45
1/13	Michigan	L	38-47
1/15	Chicago	W	41-27
1/29	* South Dakota State	W	24-23
2/5	* DePauw	W	35-25
2/10	* Wisconsin	W	37-35
2/12	* Ohio State	W	43-33
2/17	Minnesota	L	29-34
2/19	* Indiana	L	42-46
2/24	Northwestern	L	29-39
2/26	Purdue	L	29-50
3/2	* Illinois	W	62-47
3/4	* Northwestern	L	34-43

1940-41 (12-8, 4-8 Big Ten/8th)

Pos	Starters	Ppg
F	Vic Siegel (Jr.)	9.7
F	Tom Chapman (So.)	6.3
C	Milton Kuhl (Jr.)	9.2
G	Rudy Soderquist (Jr.)	5.6
G	Bill Wheeler (Jr.)	2.7
Reserves		
F	Ben Trickey (So.)	3.1
G	Paul Siglin (Jr.)	2.3
F	Wendell Hill (Jr.)	2.2
F	Richard Hein (Jr.)	1.4

12/7	* Monmouth	W	75-35
12/13	* Wabash	W	42-22
12/16	* Indiana State	W	39-37
12/21	Detroit	W	37-35
12/23	Michigan State	W	40-34
1/3	* DePauw	W	45-35
1/6	North Dakota	W	43-23
1/11	Wisconsin	L	35-49
1/13	Minnesota	W	41-34
1/20	* Northwestern	W	52-41
2/1	* Millikin	W	46-27
2/3	* Chicago	W	58-36
2/8	Ohio State	L	44-49
2/10	Indiana	L	40-50
2/15	* Michigan	L	29-40
2/17	Illinois	L	53-56
2/22	* Indiana	L	36-47
2/24	* Purdue##	L	49-52
3/1	Northwestern	L	36-45
3/3	* Minnesota	W	46-39

1941-42 (12-8, 10-5 Big Ten/T2nd)

Pos	#	Starters	Ppg
F	16	Tom Chapman (Jr.)	12.3
F	7	Wendell Hill (Sr.)	3.9
C	11	Milton Kuhl (Sr.)	8.1
G	22	Rudy Soderquist (Sr.)	6.0
G	26	Vic Siegel (Sr.)	7.6
Reserves			
F	27	Ben Trickey (Jr.)	6.2
F	23	Richard Hein (Sr.)	1.2
G	24	Vincent Harsha (Sr.)	1.3
C	15	Bruce Fountain (Sr.)	0.8

12/13	* Washington (MO)	W	52-31
12/20	Butler	L	35-41
12/22	Western Michigan	W	49-48
12/30	* Nebraska	L	34-41
1/3	Michigan	W	40-34
1/5	Chicago	W	53-39
1/10	* Wisconsin	W	49-45
1/12	* Minnesota	L	39-41
1/17	Ohio State	L	52-54
1/19	Illinois	L	35-42
1/29	* Kansas	L	51-53
2/2	* Chicago	W	64-40
2/7	Purdue	L	44-45
2/9	* Ohio State	W	52-44
2/14	Northwestern	W	46-44
2/21	* Michigan	W	59-38
2/23	* Indiana	W	55-52
2/28	* Purdue	W	42-36
3/2	* Illinois	W	46-32
3/7	Wisconsin	L	45-62

Coach Pops Harrison
1942-43 (7-10, 3-9 Big Ten/9th)

Pos	Starters	Ppg
F	Ben Trickey (Sr.)	13.5
F	Tom Chapman (Sr.)	16.8
C	James O'Brien (Sr.)	7.1
G	Robert Lundstedt (So.)	4.8
G	Theron Thomsen (So.)	5.5
G	Gene Nesmith (So.)	3.1

Reserves

F/G	Sam Vacanti (So.)	2.8
G	James Humphrey (So.)	0.4

12/10	* South Dakota State	W	52-46
12/14	* Carleton	W	46-43
12/19	Nebraska	L	43-52
1/2	* Ripon	W	69-38
1/9	* Minnesota	L	45-46
1/11	* Minnesota	W	48-41
1/16	Illinois	L	41-61
1/18	Illinois	L	34-66
1/23	* Indiana	L	55-71
1/25	* Indiana	L	43-64
2/6	* Knox	W	62-45
2/13	Northwestern	L	33-52
2/15	Northwestern	L	50-52
2/20	Purdue	L	35-49
2/22	Chicago	W	62-34
2/27	* Ohio State	W	43-41
3/1	* Ohio State	L	46-53

1943-44 (14-4, 9-3 Big Ten/T2nd)

Pos	Starters	Ppg
F	Dick Ives (Fr.)	18.1
F	David Danner (Fr.)	14.4
C	Lloyd Herwig (Sr.)	5.9
G	Ned Postels (So.)	5.6
G	Jack Spencer (Fr.)	3.4

Reserves

G	Jimmie Grafton (Fr.)	3.1
G	Donald Walter (Fr.)	1.8
G	Glen Kremer (Fr.)	1.0

12/10	* Nebraska	W	50-33
12/15	* Western Illinois	W	82-34
12/18	* Monmouth	W	54-29
1/1	* Denver	W	63-20
1/7	Minnesota	W	37-34
1/8	Minnesota	W	37-29
1/15	* Augustana	W	56-30
1/21	* Illinois	W	56-51
1/22	* Illinois	W	53-44
1/28	Indiana	W	43-42
1/29	Indiana	W	52-40
2/5	* Chicago	W	103-31
2/11	Ohio State	L	49-63
2/12	Ohio State	L	42-56
2/18	* Purdue	W	46-43
2/26	Notre Dame	L	42-66
3/3	* Northwestern	W	45-39
3/4	* Northwestern	L	41-42

1944-45 (17-1, 11-1 Big Ten/1st)

Pos	#	Starters	Ppg
F	4	Ned Postels (Jr.)	6.2
F	7	Dick Ives (So.)	12.0
C	11	Clayton Wilkinson (So.)	11.5
G	28	Herbert Wilkinson (So.)	9.6
G	20	Jack Spencer (So.)	6.1

Reserves

F	3	Murray Wier (Fr.)	7.8
C	27	Dick Culberson (Jr.)	2.3
G	4	Bob Schulz (Fr.)	1.6

12/9	* Western Illinois	W	101-23
12/11	* South Dakota State	W	87-37
12/16	Nebraska	W	61-45
12/19	* Denver	W	60-41
12/23	* Notre Dame	W	63-46
12/30	* Michigan State	W	66-29
1/6	* Minnesota	W	41-34
1/13	* Purdue	W	61-34
1/19	Michigan	W	29-27

1/22	* Indiana	W	56-51
1/26	Illinois	L	42-43
2/3	* Michigan	W	50-37
2/10	Indiana	W	45-40
2/12	Purdue	W	48-43
2/19	* Wisconsin	W	54-53
2/24	Wisconsin	W	68-38
2/26	Minnesota	W	55-48
3/3	* Illinois	W	43-37

1945-46 (14-4, 8-4 Big Ten/T3rd)

Pos	#	Starters	Ppg
F	3	Murray Wier (So.)	8.4
F	7	Dick Ives (Jr.)	10.3
C	11	Clayton Wilkinson (Jr.)	6.1
G	12	Ned Postels (Sr.)	4.2
G	28	Herbert Wilkinson (Jr.)	8.3

Reserves

C	15	Noble Jorgensen (Jr.)	6.2
F	4	Dave Danner (Jr.)	6.5
G	5	Tony Guzowski (Fr.)	2.2

12/1	* Augustana	W	87-25
12/3	* South Dakota	W	91-26
12/8	* Denver	W	67-40
12/11	* South Dakota State	W	71-33
12/17	* Nebraska	W	61-35
12/22	* Illinois	W	41-39
1/1	* St. Louis	W	51-40
1/7	* Wisconsin	W	57-50
1/12	Indiana	L	39-45
1/19	Purdue	W	49-43
1/21	Chicago	W	58-32
1/28	* Minnesota#	W	63-61
2/2	* Chicago	W	68-36
2/9	* Purdue	W	43-41
2/16	Wisconsin	W	44-39
2/23	Illinois	L	51-57
2/25	* Indiana	L	46-49
3/2	Minnesota	L	47-58

1946-47 (12-7, 5-7 Big Ten/T6th)

Pos	#	Starters	Ppg
F	3	Murray Wier (Jr.)	15.1
F	7	Dick Ives (Sr.)	6.2
C	15	Noble Jorgensen (Sr.)	9.4
G	28	Herbert Wilkinson (Sr.)	9.3
G	20	Jack Spencer (Jr.)	3.6

Reserves

G/F	11	Clayton Wilkinson (Sr.)	5.3
G	19	Floyd Magnusson (So.)	3.3
F	10	Dave Danner (Sr.)	2.5

12/2	* South Dakota State	W	73-32
12/7	* Kansas State	W	54-41
12/12	* Detroit	W	67-51
12/16	* South Dakota	W	53-25
12/19	* St. Mary's (CA)	W	44-41
12/23	* Montana State	W	76-49
12/31	* Texas Christian	W	61-37
1/4	* Wisconsin	L	62-63
1/11	* Ohio State	W	61-35
1/13	* Minnesota	W	77-64
1/18	Indiana	L	48-50
1/20	Purdue	L	46-52
1/25	Northwestern	L	40-59
2/3	Wisconsin	L	53-60
2/8	Illinois	L	36-45
2/15	* Michigan	W	55-46
2/17	Minnesota	L	55-59
2/22	* Indiana	W	68-46
3/1	* Purdue	W	51-48

1947-48 (15-4, 8-4 Big Ten/2nd)

Pos	#	Starters	Ppg
F	17	Murray Wier (Sr.)	21.0
F	5	Floyd Magnusson (Jr.)	3.9
C	22	Leonard Metcalfe (Sr.)	10.6
G	7	Jack Spencer (Sr.)	4.3
G	23	Bob Schulz (So.)	4.7

Reserves

F	26	Bob Vollers (So.)	4.1
C	11	Roger Finley (So.)	2.6
F	4	Charlie Mason (Jr.)	3.4

12/1	* Carleton	W	82-43
12/6	* South Dakota	W	66-30
12/13	* North Dakota	W	58-47
12/20	Washington (MO)	W	44-41
12/31	* Harvard	W	61-41
1/3	* Princeton	W	52-40
1/5	Ohio State	W	49-41
1/10	* Purdue	W	60-49
1/12	Wisconsin	L	51-60
1/17	* Indiana	W	61-52
1/19	Minnesota	L	56-72
1/31	* Regis	W	76-48
2/2	* Northwestern#	W	57-54
2/7	Purdue	W	41-33
2/9	* Illinois	W	70-61
2/14	Indiana	L	47-49
2/21	* Wisconsin	W	62-40
2/28	* Minnesota	W	54-50
3/1	Michigan	L	35-51

1948-49 (10-10, 3-9 Big Ten/8th)

Pos	#	Starters	Ppg
F	4	Charlie Mason (Sr.)	7.8
F		Al Weiss (So.)	8.5
C		Franklin Calsbeek (So.)	6.0
G		Tony Guzowski (Sr.)	7.1
G		Bob Schulz (Jr.)	5.0

Reserves

F/G		Stan Straatsma (Sr.)	3.9
C/F		Don Hays (Jr.)	3.9
F	26	Bob Vollers (Jr.)	4.1

12/1	* Omaha	W	64-44
12/4	* Colorado College	W	77-44
12/11	* Creighton	W	77-38
12/13	* Ithaca	W	78-26
12/18	Michigan State	L	43-49
12/22	* Texas Christian#	W	47-46
12/30	* St. Mary's (CA)	W	46-43
1/3	* Western Reserve	W	61-54
1/8	* Purdue	L	53-73
1/10	Indiana	L	39-50
1/15	* Ohio State	W	53-49
1/17	* Minnesota	L	45-61
1/22	Northwestern	L	44-65
2/7	Purdue	L	46-54
2/12	Minnesota	L	49-54
2/19	* Wisconsin	W	61-60
2/21	Illinois	L	49-80
2/26	* Indiana	L	60-76
2/28	Wisconsin	L	47-70
3/5	* Michigan	W	63-62

Coaches Pops Harrison/Bucky O'Connor
1949-50 (15-7, 6-6 Big Ten/5th)

Pos	#	Starters	Ppg
F		Bob Vollers (Sr.)	11.6
F		Franklin Calsbeek (Jr.)	15.1
C	27	Charles Darling (So.)	9.2
G	23	Bob Clifton (So.)	8.5
G		Bob Schulz (Sr.)	4.6

Reserves

F	19	Everett Cochrane (So.)	6.7
F		Dick Riecks (Jr.)	4.0
G		Herald Greene (So.)	3.9

12/1	* Colorado College	W	76-54
12/5	* Michigan State	W	73-53
12/10	Lawrence Tech	L	49-54
12/17	Western Reserve	W	97-57
12/19	Notre Dame	W	64-62

YEAR-BY-YEAR SCORES

12/23	*	Carnegie Tech	W	73-42
12/28	*	Oregon	W	81-54
12/30		Oregon#	W	70-69
1/2	*	Utah State	W	62-58
1/7		Michigan	L	46-66
1/14	*	Indiana	W	65-54
1/16		Purdue	L	55-64
1/21	*	Northwestern	W	61-56
1/23		Ohio State	L	54-68
2/4	*	Purdue	W	66-60
2/11	*	Illinois	W	70-65
2/13	*	Wisconsin#	L	62-66
2/18		Wisconsin	L	44-53
2/20		Minnesota	W	64-62
2/25		Indiana	W	59-53
3/4	*	Creighton	W	70-46
3/6	*	Minnesota	L	49-64

Coach Rollie Williams

1950-51 (15-7, 9-5 Big Ten/3rd)

Pos	#	Starters	Ppg
F		Franklin Calsbeek (Sr.)	15.4
F	25	Herb Thompson (So.)	5.9
C	27	Charles Darling (Jr.)	16.3
G	23	Bob Clifton (Jr.)	9.0
G	19	Everett Cochrane (Jr.)	7.6
Reserves			
G		Herald Greene (Jr.)	4.6
G		Fred Ruck (Jr.)	3.6
F/G		Bob Diehl (So.)	2.2

12/4	*	DePauw	W	74-67
12/9		Western Michigan	L	49-58
12/11		Butler	L	51-54
12/18	*	Notre Dame	W	63-60
12/23	*	UCLA	W	80-63
12/28		Loyola (IL)	W	61-56
12/30		Pittsburgh	W	73-66
1/6		Purdue	W	73-63
1/8	*	Illinois	L	69-72
1/13		Northwestern	L	70-73
1/15	*	Michigan State	W	46-42
1/20		Illinois	L	53-69
1/22		Minnesota	W	69-47
2/2	*	Missouri	W	63-53
2/5	*	Northwestern	W	73-55
2/10	*	Ohio State	W	83-71
2/12	*	Indiana	L	54-63
2/17		Wisconsin	W	73-60
2/24	*	Michigan	W	70-48
2/26		Indiana	L	53-63
3/3		Michigan State	W	65-52
3/5		Michigan	W	65-55

Coach Bucky O'Connor

1951-52 (19-3, 11-3 Big Ten/2nd)

Pos	#	Starters	Ppg
F	7	McKinley Davis (Fr.)	8.0
F	25	Herb Thompson (Jr.)	8.5
C	27	Chuck Darling (Sr.)	25.5
G	23	Bob Clifton (Sr.)	11.8
G	16	Herald Greene (Sr.)	5.5
Reserves			
F	19	Everett Cochrane (Sr.)	6.4
F	32	Chuck Jarnagin (So.)	2.1
G	35	Ken Buckles (So.)	1.8

12/1	*	Western Michigan	W	72-68
12/8	*	DePauw	W	69-53
12/15		Missouri	W	48-43
12/17		Washington (MO)	W	60-53
12/20	*	Oklahoma	W	59-46
12/27		California	W	69-64
12/28		Oregon	W	86-72
1/5		Michigan State	W	61-60
1/7		Michigan	W	54-46
1/12	*	Indiana	W	78-59
1/14	*	Northwestern	W	78-64
1/19	*	Minnesota	W	76-59

1/21		Indiana	L	69-82
2/4	*	Butler	W	58-57
2/9	*	Illinois	W	73-68
2/11	*	Michigan	W	82-59
2/16		Purdue	W	90-67
2/18		Ohio State	W	75-62
2/23		Illinois	L	62-78
2/25	*	Michigan State	W	64-52
3/1		Northwestern	W	77-68
3/3	*	Wisconsin	L	75-78

1952-53 (12-10, 9-9 Big Ten/6th)

Pos	#	Starters	Ppg
F	16	McKinley Davis (So.)	14.9
F	25	Herb Thompson (Sr.)	13.5
C	20	Bob Miller (So.)	8.2
G	32	Chuck Jarnagin (Jr.)	10.1
G	35	Ken Buckles (Jr.)	10.5
Reserves			
C	19	Gene Hettrick (Jr.)	6.6
G	18	Bob Mau (Sr.)	4.3
F	36	Jerry Ridley (So.)	2.1

12/1	*	Butler	W	62-52
12/6		Oklahoma	L	62-63
12/13	*	Michigan	W	85-77
12/15		Wisconsin	L	70-75
12/22	*	Indiana	L	72-91
12/26		Oregon	W	86-57
12/27	*	California	W	69-60
12/29	*	Wisconsin	W	83-66
1/10		Michigan State	L	61-68
1/12		Michigan	L	61-66
1/17		Minnesota	L	58-65
1/19	*	Northwestern	W	69-68
1/24		Purdue	L	58-69
2/9		Michigan State	L	48-60
2/14		Illinois	L	63-80
2/16		Ohio State	W	71-68
2/21	*	Illinois	W	67-62
2/23	*	Ohio State	W	90-75
2/28		Northwestern	W	93-78
3/2	*	Minnesota#	W	81-79
3/7	*	Purdue	W	65-56
3/9		Indiana	L	61-68

1953-54 (17-5, 11-3 Big Ten/2nd)

Pos	#	Starters	Ppg
F	21	Carl Cain (So.)	12.9
F	16	McKinley Davis (Jr.)	8.5
C	31	Bill Logan (So.)	14.3
G	22	Bill Seaberg (So.)	8.2
G	46	Sharm Scheuerman (So.)	6.8
Reserves			
C/F	33	Bill Schoof (So.)	6.7
F/G	23	Roy Johnson (So.)	5.7
G	32	Chuck Jarnagin (Sr.)	5.1

12/5	*	Washington (MO)	W	51-45
12/12		Nebraska	L	70-81
12/15	*	Colorado State	W	72-55
12/18	*	USC	W	66-57
12/21	*	Colorado	W	78-72
12/30		UCLA	W	65-50
12/31		USC	L	60-70
1/4	*	Michigan State	W	73-63
1/9	*	Wisconsin	W	71-54
1/11	*	Michigan	W	93-78
1/16	*	Minnesota	L	55-59
1/18		Illinois	W	79-70
1/23		Purdue	W	70-62
1/25	*	Northwestern	W	65-52
2/6	*	Missouri	W	73-53
2/8		Michigan	W	86-68
2/13		Minnesota#	W	86-82
2/15		Ohio State	L	69-77
2/20	*	Illinois	L	51-74
2/22		Indiana	W	82-64
2/27		Michigan State	W	60-48
3/1	*	Ohio State	W	84-71

1954-55 (19-7, 11-3 Big Ten/1st)

Pos	#	Starters	Ppg
F	21	Carl Cain (Jr.)	13.4
F	16	McKinley Davis (Sr.)	10.9
C	31	Bill Logan (Jr.)	15.3
G	22	Bill Seaberg (Jr.)	13.4
G	46	Sharm Scheuerman (Jr.)	8.2

Reserves

F	33	Bill Schoof (Jr.)	6.2
F/C	35	Bob George (Jr.)	4.0
G	23	Roy Johnson (Jr.)	3.3

12/1	*	Washington (MO)	W	80-61
12/4		Loyola (IL)	W	89-79
12/6		Nebraska	W	84-61
12/11		Missouri	L	94-97
12/13	*	St. Mary's (CA)	W	68-49
12/17		Pennsylvania	L	75-87
12/18		Princeton	W	71-52
12/30	*	Stanford	W	73-46
1/3		Wisconsin	W	86-69
1/8	*	Minnesota	L	80-81
1/10	*	Michigan State	W	94-81
1/17	*	Illinois	W	92-80
1/22		Northwestern	L	73-93
1/24		Ohio State	W	79-66
2/5	*	Purdue	W	76-67
2/12	*	Indiana	W	90-75
2/14	*	Ohio State	W	79-68
2/19		Michigan State	W	78-69
2/21		Illinois	W	89-70
2/26	*	Michigan	W	96-84
2/28		Minnesota	W	72-70
3/7		Michigan	L	58-74

NCAA Tourney (Mideast)

3/11		Penn State	W	82-53
3/12		Marquette	W	86-81
3/18		LaSalle	L	73-76
3/19		Colorado	L	54-75

1955-56 (20-6, 13-1 Big Ten/1st)

Pos	#	Starters	Ppg
F	21	Carl Cain (Sr.)	15.8
F	33	Bill Schoof (Sr.)	10.8
C	31	Bill Logan (Sr.)	17.7
G	22	Bill Seaberg (Sr.)	13.9
G	46	Sharm Scheuerman (Sr.)	10.1

Reserves

F/C	35	Bob George (Sr.)	3.8
G	24	Augie Martel (Jr.)	2.2
F	42	Tom Payne (So.)	3.0

12/3	*	Nebraska	W	60-51
12/9	*	Southern Methodist	W	80-62
12/12		Colorado	L	57-60
12/17	*	Loyola Marymount	W	84-61
12/27		Washington	L	71-76
12/29		Stanford	L	52-54
12/30		California	L	45-70
1/7	*	Michigan State	L	64-65
1/9		Ohio State	W	88-73
1/14	*	Minnesota	W	84-62
1/21		Michigan	W	78-67
1/23		Purdue	W	67-63
2/4	*	Wichita State	W	98-86
2/6		Wisconsin	W	78-74
2/11		Northwestern	W	70-65
2/13	*	Purdue	W	88-75
2/18	*	Wisconsin	W	80-66
2/20		Indiana	W	87-83
2/25		Minnesota#	W	83-73
2/27	*	Northwestern	W	86-68
3/3	*	Illinois	W	96-72
3/5	*	Indiana	W	84-73

NCAA Tourney (Mideast)

3/16	*	Morehead State	W	97-83
3/17	*	Kentucky	W	89-77
3/22		Temple	W	83-76
3/23		San Francisco	L	71-83

1956-57 (8-14, 4-10 Big Ten/8th)

Pos	#	Starters	Ppg
F	57	Dave Gunther (So.)	12.3
F	41	George Seaberg (So.)	5.3
C	26	Peer Heeg (So.)	5.3
G	32	Clarence Wordlaw (So.)	11.6
G	36	Jim McConnell (Jr.)	9.0
Reserves			
G	24	Augie Martel (Sr.)	9.5
C/F	42	Tom Payne (Jr.)	12.3
C	20	Americus John-Lewis (So.)	5.3

12/3	Nebraska	L	43-67
12/8	* Denver	W	58-57
12/17	* Loyola (LA)	W	80-65
12/22	* Kansas State	W	85-83

Dixie Classic

12/27	North Carolina State	L	70-84
12/28	DePaul#	L	72-73
12/29	West Virginia	W	79-76

1/5	* Ohio State	L	60-72
1/7	Illinois	L	70-81
1/12	* Minnesota	W	89-66
1/19	Wisconsin	W	70-47
1/21	Northwestern	L	63-70
2/2	* Indiana	L	66-82
2/4	Washington (MO)	L	54-62
2/9	* Purdue	W	74-67
2/16	Michigan State	L	67-77
2/18	Indiana	L	76-90
2/23	* Northwestern	W	74-66
2/25	Minnesota	L	81-102
3/2	* Michigan	L	79-83
3/4	Purdue	L	63-72
3/9	* Wisconsin	L	59-60

1957-58 (13-9, 7-7 Big Ten/6th)

Pos	#	Starters	Ppg
F	25	Dave Gunther (Jr.)	19.8
F	45	Nolden Gentry (So.)	9.5
C	3	Frank Mundt (So.)	4.4
G	32	Clarence Wordlaw (Jr.)	12.5
G	30	Bob Washington (So.)	6.5
Reserves			
C	43	Larry Swift (So.)	11.8
G	44	Earl Nau (So.)	5.6
G	4	Mike Heitman (So.)	4.8

12/3	* Southern Methodist	W	66-60
12/7	* Arizona	W	80-63
12/14	Kansas State	L	69-86
12/16	Wichita State	L	78-81
12/21	* Oregon State#	W	77-67

Queen City Tournament

12/28	Cornell (NY)	W	73-68
12/30	Syracuse	W	58-52

1/4	* Michigan	L	65-73
1/6	Illinois	W	70-68
1/13	* Northwestern#	L	80-82
1/18	* Indiana	W	79-75
1/20	Ohio State	L	64-70
1/25	Minnesota	W	73-71
2/1	* Ohio State	W	66-64
2/8	* Miami (OH)	W	82-77
2/10	Michigan State	L	84-90
2/17	* Wisconsin	W	74-61
2/22	* Illinois	W	83-79
2/24	Northwestern	W	86-78
3/1	* Michigan State	L	65-83
3/3	Purdue	L	59-65
3/8	Michigan	L	92-95

Coach Sharm Scheuerman
1958-59 (10-12, 7-7 Big Ten/T5th)

Pos	#	Starters	Ppg
F	25	Dave Gunther (Sr.)	21.9
F	32	Clarence Wordlaw (Sr.)	14.5
C	45	Nolden Gentry (Jr.)	11.8
G	4	Mike Heitman (Jr.)	7.5
G	30	Bob Washington (Jr.)	5.9
Reserves			
G	53	Ron Zagar (So.)	6.2
C	3	Frank Mundt (Jr.)	3.5
G	34	Bob Carpenter (So.)	3.1

12/1	* Colorado	W	67-46
12/6	Southern Methodist	L	55-65
12/8	Oklahoma	L	57-80
12/13	* Texas Tech	W	75-73
12/19	California	L	52-71
12/20	* Washington	L	68-81

Far West Classic

12/27	Wyoming	W	82-74
12/29	Oregon State	L	71-72

1/3	Northwestern	L	77-80
1/5	* Michigan State	W	80-68
1/12	Illinois	L	97-103
1/17	Indiana	W	88-78
1/24	* Northwestern	L	96-99
1/26	Ohio State	L	72-86
1/31	* Michigan	W	78-74
2/7	* Minnesota	W	69-65
2/14	Wisconsin	W	94-84
2/16	Michigan	L	86-90
2/21	* Ohio State	W	91-79
2/23	* Purdue	W	66-62
2/28	* Illinois	L	70-72
3/7	Michigan State	L	74-84

1959-60 (14-10, 6-8 Big Ten/T6th)

Pos	#	Starters	Ppg
F	45	Nolden Gentry (Sr.)	9.7
F	50	Pete Schebler (Sr.)	6.6
C	15	Don Nelson (So.)	15.8
G	4	Mike Heitman (Sr.)	10.3
G	53	Ron Zagar (Jr.)	10.2
Reserves			
F	52	Dennis Rungs (Jr.)	2.8
F		Mike Woods (So.)	5.2
G	5	Dave Maher (So.)	4.6

12/1	Evansville	W	86-84
12/5	* Southern Methodist	W	89-58
12/7	* North Dakota	W	79-43
12/12	Texas Tech	W	76-66
12/14	Colorado	L	68-76
12/19	* Oklahoma	W	62-49
12/22	* Loyola (LA)	W	68-60

Holiday Festival

12/26	St. John's	W	91-84
12/28	NYU	W	80-75
12/30	Cincinnati	L	83-96

1/2	Minnesota	L	61-70
1/4	Wisconsin	W	71-64
1/9	* Northwestern	W	73-59
1/11	* Michigan State	W	92-79
1/16	* Purdue	W	63-54
1/23	Michigan State	W	92-79
1/25	* Minnesota	L	72-87
2/8	Indiana	L	74-87
2/13	Ohio State	L	47-75
2/15	* Wisconsin	L	58-63
2/20	* Indiana	L	64-79
2/22	Purdue	W	78-68
2/27	Illinois	L	70-85
3/5	Michigan	W	68-53

1960-61 (18-6, 10-4 Big Ten/T2nd)

Pos	#	Starters	Ppg
F	52	Dennis Runge (Sr.)	5.0
F	11	Matt Szykowny (So.)	9.9
C	15	Don Nelson (Jr.)	23.7
G	42	Joel Novak (Jr.)	2.4
G	44	Joe Reddington (So.)	4.6
Reserves			
F	45	Dick Shaw (So.)	2.6
F	43	Gary Lorenz (Jr.)	1.3
G	30	Tom Purcell (So.)	0.4

12/1	* South Dakota State	W	77-75
12/3	Evansville	W	83-71
12/10	* St. Louis	L	55-61
12/12	* Creighton	W	89-71
12/17	* Wyoming	W	78-67
12/19	* Arizona	W	105-64

Los Angeles Classic

12/28	California####	W	83-80
12/29	USC	W	70-62
12/30	UCLA	W	71-65

1/7	* Minnesota	W	71-46
1/9	Wisconsin	W	76-68
1/14	* Michigan State	W	86-72
1/16	* Illinois	W	78-71
1/21	Purdue	L	41-47
2/4	Cincinnati	L	60-77
2/11	Indiana	W	74-67
2/13	* Wisconsin	W	63-61
2/18	* Ohio State	L	61-62
2/20	Michigan	W	50-46
2/25	Minnesota	W	61-43
2/27	* Purdue	W	73-62
3/4	* Indiana	L	69-78
3/6	Michigan State	L	64-74
3/11	Northwestern	W	63-62

1961-62 (13-11, 7-7 Big Ten/T4th)

Pos	#	Starters	Ppg
F	5	Andy Hankins (So.)	10.3
F	20	Jerry Messick (So.)	6.1
C	15	Don Nelson (Sr.)	23.8
G	42	Joel Novak (Sr.)	4.4
G	44	Joe Reddington (Jr.)	8.6
Reserves			
F/G	11	Matt Szykowny (Jr.)	7.5
F/C	34	Doug Mehlhaus (So.)	5.1
F/G	23	Dave Roach (So.)	3.8

12/2	Evansville	L	59-65
12/9	* Miami (OH)	W	75-55
12/11	* South Dakota State	W	69-52
12/16	St. Louis	L	61-79
12/18	* Los Angeles State	W	82-72
12/21	* Nevada-Reno	W	88-46

Quaker City Tournament

12/26	Penn State	W	67-48
12/28	Pennsylvania	W	72-64
12/30	Villanova	L	56-69

1/6	Wisconsin	L	79-91
1/8	* Northwestern	W	74-69
1/13	* Minnesota	W	65-63
1/15	Michigan	L	55-56
1/20	Northwestern	W	72-60
2/3	* Creighton	L	67-68
2/5	Ohio State	L	63-89
2/10	* Illinois	L	81-91
2/12	Purdue	L	75-82
2/17	Indiana	L	69-72
2/19	* Michigan State	W	59-51
2/24	* Michigan	W	68-63
2/26	* Ohio State	L	62-72
3/3	Illinois	W	88-78
3/10	* Wisconsin	W	81-64

YEAR-BY-YEAR SCORES

1962-63 (9-15, 5-9 Big Ten/8th)

Pos	#	Starters	Ppg
F	23	Dave Roach (Jr.)	12.0
F	42	Fred Riddle (Fr.)	3.9
C	20	Jerry Messick (Jr.)	9.9
G	44	Joe Reddington (Sr.)	8.8
G	15	Jimmy Rodgers (So.)	11.2
Reserves			
G	25	Andy Hankins (Jr.)	8.5
F	51	Mike Denoma (So.)	3.5
F/C	34	Doug Mehler (Jr.)	3.8

12/1	Evansville	W	62-57
12/10	St. Louis	L	58-65
12/15	* Ohio University	L	54-62
12/17	* Clemson	W	74-64

Kentucky Invitational

12/21	Kentucky	L	69-94
12/22	Oregon State	L	55-61

Far West Classic

12/26	Arizona	W	57-56
12/27	Oregon	W	62-48
12/29	Oregon State	L	57-64

1/5	* Illinois	L	76-85
1/7	* Michigan	L	67-88
1/12	Minnesota	L	58-83
1/14	* Wisconsin	W	65-56
1/19	* Ohio State	W	81-74
1/21	Michigan State	W	60-59
2/2	Loyola (IL)	L	68-86
2/9	Northwestern#	W	66-65
2/16	* Purdue	W	73-64
2/18	* Indiana	L	71-72
2/23	Ohio State	L	70-83
2/25	Michigan	L	70-78
3/2	* Northwestern	L	66-76
3/4	Wisconsin	L	69-75
3/9	Illinois	L	69-73

1963-64 (8-15, 3-11 Big Ten/9th)

Pos	#	Starters	Ppg
F	23	Dave Roach (Sr.)	15.9
F	24	Joel Jessen (So.)	6.3
C	45	George Peeples (So.)	9.4
G	5	Andy Hankins (Sr.)	6.9
G	15	Jimmy Rodgers (Jr.)	12.9
Reserves			
F/G	11	Dennis Pauling (So.)	5.4
C	14	Ed Bastian (So.)	5.1
C	50	Bill Skea (Sr.)	4.6

12/2	* South Dakota	W	85-66
12/7	Evansville	W	75-72
12/9	* St. Louis	W	79-77
12/12	* Southern Methodist	W	73-70
12/16	* Creighton#	L	72-77

Far West Classic

12/26	Colorado State	L	56-61
12/28	Louisiana State	L	81-92
12/30	Washington State	W	74-66

1/4	Indiana	W	72-71
1/11	* Illinois	L	70-87
1/13	Wisconsin	L	61-79
1/18	Purdue	L	75-90
2/1	Loyola (IL)	L	71-85
2/8	* Minnesota	L	71-76
2/10	* Indiana	W	82-75
2/15	Michigan State	L	82-107
2/17	* Ohio State	L	82-99
2/22	* Michigan State	L	89-107
2/24	Northwestern	L	76-98
2/29	Minnesota	L	63-70
3/2	* Purdue	W	81-74
3/7	* Michigan	L	61-69
3/9	Illinois	L	67-90

Coch Ralph Miller

1964-65 (14-10, 8-6 Big Ten/5th)

Pos	#	Starters	Ppg
F	52	Gary Olson (Jr.)	8.3
F	23	Gerry Jones (So.)	14.0
C	45	George Peeples (Jr.)	17.0
G	4	Chris Pervall (Jr.)	21.1
G	15	Jimmy Rodgers (Sr.)	12.3
Reserves			
G	11	Dennis Pauling (Jr.)	6.7
C/F	14	Ed Bastian (Jr.)	2.3
G	42	Fred Riddle (Sr.)	1.2

12/1	* South Dakota	W	93-68
12/4	Kentucky	L	77-85
12/5	Evansville	L	83-90
12/12	* Creighton	W	98-83
12/19	* Providence	L	70-71
12/21	* North Dakota	W	106-65

Los Angeles Classic

12/28	USC	W	71-65
12/29	Utah	L	88-92
12/30	Minnesota	W	76-74

1/4	* Wisconsin	W	92-62
1/9	Michigan State	W	85-78
1/11	* Indiana	L	76-85
1/16	* Michigan State	W	111-68
1/18	Indiana	W	74-68
1/29	UCLA	W	87-82
2/6	* Northwestern	W	78-72
2/8	Michigan	L	66-81
2/13	Ohio State	W	82-81
2/20	* Purdue	W	111-85
2/23	Illinois	L	80-97
2/27	Purdue	L	68-76
3/2	* Minnesota	L	70-78
3/6	* Illinois	W	94-84
3/9	Minnesota#	L	84-85

1965-66 (17-7, 8-6 Big Ten/T3rd)

Pos	#	Starters	Ppg
F	52	Gary Olson (Sr.)	10.0
F	44	Ben McGilmer (So.)	10.8
C	45	George Peeples (Sr.)	17.8
G	32	Chris Pervall (Sr.)	19.1
G	11	Denny Pauling (Sr.)	7.8
Reserves			
F	23	Gerry Jones (Jr.)	15.8
F	15	Huston Breedlove (So.)	1.9
G	25	Tom Chapman (Jr.)	2.0

12/2	* Pepperdine	W	111-50
12/4	Evansville	W	80-73
12/6	* Southern Illinois	W	69-58
12/8	* Creighton	W	103-77
12/11	Drake	W	66-60
12/15	* Washington	W	99-70
12/18	* Drake	W	69-51

Sun Bowl Tournament

12/29	Arkansas	W	77-75
12/30	Texas-El Paso	L	68-86

1/8	Wisconsin	L	68-69
1/10	* Northwestern	W	70-58
1/17	Indiana	L	61-73
1/22	* Michigan State	W	90-76
1/24	* Ohio State	W	98-89
2/5	Detroit	W	107-73
2/7	Purdue	L	58-66
2/12	Northwestern	L	73-81
2/15	* Minnesota	W	96-87
2/19	Ohio State	W	86-80
2/21	* Michigan	W	91-82
2/26	* Wisconsin	W	80-70
2/28	Michigan	L	88-103
3/5	Illinois	L	90-106
3/7	* Indiana	W	82-77

1966-67 (16-8, 9-5 Big Ten/3rd)

Pos	#	Starters	Ppg
F	23	Gerry Jones (Sr.)	18.6
F	53	Sam Williams (Jr.)	22.6
C	51	Huston Breedlove (Jr.)	8.4
G	25	Tom Chapman (Sr.)	16.8
G	24	Chris Philips (Jr.)	5.7
Reserves			
G	11	Ron Norman (Jr.)	6.6
G	13	Dave White (Sr.)	2.6
F	10	Dick Agnew (Jr.)	1.5

12/2	Washington	W	66-50
12/3	Washington	L	65-76
12/5	Creighton	L	68-69
12/10	Drake	W	90-83
12/17	* Drake	W	83-75
12/21	* California	W	72-62
12/23	* Stanford	W	77-74
12/28	* Wichita State	W	94-76
12/30	Cincinnati	W	78-69
1/7	* Indiana	W	84-73
1/14	Michigan State	L	70-79
1/21	Northwestern	L	88-90
1/23	* Michigan	W	91-81
2/4	Loyola (IL)	L	87-98
2/7	* Illinois	W	96-89
2/11	Ohio State	W	73-72
2/14	* Northwestern	W	80-75
2/18	* Wisconsin###	L	95-96
2/21	Minnesota	L	86-88
2/25	Indiana#	W	75-74
2/27	* Purdue	L	75-78
3/4	* Ohio State	W	90-56
3/7	Wisconsin#	W	90-87
3/11	Michigan	W	83-76

1967-68 (16-9, 10-4 Big Ten/T1st)

Pos	#	Starters	Ppg
F	44	Glenn Vidnovic (So.)	13.9
F	53	Sam Williams (Sr.)	25.3
C	4	Dick Jensen (So.)	6.6
G	11	Ron Norman (Jr.)	9.7
G	43	Chad Calabria (So.)	13.9
Reserves			
F	51	Huston Breedlove (Sr.)	4.3
G	42	Rolly McGrath (Sr.)	3.1
F	10	Rich Agnew (Sr.)	2.7

12/2	* Bowling Green	W	79-73
12/4	* Southern Illinois	W	61-49
12/16	* Drake	L	65-74
12/18	* Texas-El Paso	W	59-53
12/22	California	L	73-79
12/23	Stanford	L	86-87

Los Angeles Classic

12/28	Tennessee#	W	64-59
12/29	Wyoming##	L	87-94
12/30	St. Louis#	W	80-77

1/6	Northwestern	L	67-76
1/8	* Loyola (IL)	W	71-65
1/13	* Ohio State#	W	74-72
1/20	* Minnesota	W	82-70
1/23	Michigan State	W	76-71
2/3	Illinois	L	63-66
2/7	* Purdue	W	94-87
2/10	Michigan	W	99-86
2/17	* Wisconsin	W	69-61
2/20	Purdue	L	73-86
2/24	Indiana	W	78-70
2/27	* Michigan State	W	76-58
3/2	* Illinois	W	61-56
3/4	Minnesota	W	91-72
3/9	* Michigan	L	70-71
3/12	Ohio State	L	81-85

1968-69 (12-12, 5-9 Big Ten/T8th)

Pos	#	Starters	Ppg
F	44	Glenn Vidnovic (Jr.)	15.7
F	50	John Johnson (Jr.)	19.7
C	4	Dick Jensen (Jr.)	8.1
G	24	Chris Philipis (Sr.)	8.8
G	43	Chad Calabria (Jr.)	14.2
Reserves			
F	14	Ben McGilmer (Jr.)	13.5
G/F	11	Ron Norman (Sr.)	5.1
F	44	Omar Hazley (So.)	1.6

11/30	*	Cal Poly	W	91-73
12/4	*	Northern Michigan	W	99-69
12/7	*	Wisconsin-Milwaukee	W	116-80
12/12		Wichita State	L	88-93
12/14		Drake	L	74-89
12/19	*	North Dakota	W	91-59
12/21	*	Creighton	W	100-73

Sugar Bowl Tournament

12/30		Houston	W	95-87
12/31		Duke	L	82-85

1/4		Michigan#	L	92-99
1/11	*	Indiana	W	91-72
1/14	*	Michigan State	W	77-76
1/18	*	Minnesota	W	89-68
2/1		Davidson	W	76-61
2/4		Purdue	L	87-99
2/8		Illinois	L	69-98
2/11	*	Northwestern#	W	84-80
2/15	*	Michigan	L	85-86
2/18		Michigan State	L	60-78
2/22		Ohio State	L	81-88
2/25	*	Illinois	W	74-53
3/1	*	Purdue	L	85-97
3/4		Minnesota	L	65-71
3/8		Wisconsin	L	74-84

1969-70 (20-5, 14-0 Big Ten/1st)

Pos	#	Starters	Ppg
F	44	Glenn Vidnovic (Sr.)	17.3
F	50	John Johnson (Sr.)	27.9
C	4	Dick Jensen (Sr.)	3.1
G	32	Fred Brown (Jr.)	17.9
G	43	Chad Calabria (Sr.)	19.1
Reserves			
F	14	Ben McGilmer (Sr.)	10.3
F	40	Omar Hazley (Jr.)	2.2
F	24	Ken Grabinski (So.)	1.4

12/6		Southern Illinois	L	67-73
12/9	*	St. Francis (PA)	W	81-68
12/11	*	Duquesne	W	98-87
12/18		Cincinnati	L	105-114
12/20	*	Creighton	L	88-97
12/22	*	Drake	W	101-78

Rainbow Classic

12/26		St. John's (NY)	L	55-57
12/30		Hawaii	W	111-60

1/3	*	Purdue	W	94-88
1/6		Michigan	W	107-99
1/10		Wisconsin	W	92-74
1/24	*	Tennessee Tech	W	96-68
1/31	*	Indiana	W	100-93
2/3	*	Minnesota	W	90-77
2/7		Indiana	W	104-89
2/10	*	Wisconsin	W	119-100
2/14	*	Michigan State	W	103-77
2/17		Illinois	W	83-81
2/21		Ohio State	W	97-89
2/24	*	Northwestern	W	116-97
2/28		Purdue	W	108-107
3/3	*	Ohio State	W	113-92
3/7		Northwestern	W	115-101

NCAA Tourney (Midwest)

3/12		Jacksonville	L	103-104
3/14		Notre Dame	W	121-106

Coach Dick Schultz
1970-71 (9-15, 4-10 Big Ten/T7th)

Pos	#	Starters	Ppg
F	40	Omar Hazley (Sr.)	6.4
F	24	Ken Grabinski (Jr.)	8.9
C	44	Kevin Kunnert (So.)	10.0
G	32	Fred Brown (Sr.)	27.6
G	11	Gary Lusk (Jr.)	8.2
Reserves			
F	14	Sam Williams (So.)	7.8
F/G	42	Lynn Rowat (Jr.)	6.2
G	4	Glenn Angelino (So.)	4.4

12/4		Creighton	L	73-98
12/5		Nebraska	L	71-73
12/8	*	Ashland (OH)	W	82-56
12/12		Drake	L	70-72
12/14		Bowling Green	W	89-78
12/17	*	Cincinnati#	L	70-73
12/21	*	Hardin-Simmons	W	90-77
12/23	*	Iowa State	W	87-68
1/2	*	Wyoming	W	87-84
1/9	*	Ohio State	L	76-97
1/12		Michigan State	L	81-84
1/22		Cincinnati	L	69-73
1/30		Northwestern	W	87-85
2/2	*	Illinois	W	92-84
2/6		Wisconsin	W	93-91
2/13	*	Indiana	L	84-86
2/16		Minnesota	L	76-88
2/20	*	Purdue	L	85-87
2/23		Ohio State	L	71-80
2/27	*	Wisconsin	L	83-99
3/2	*	Northwestern	W	78-64
3/6		Indiana	L	88-104
3/9	*	Michigan	L	82-86
3/13		Purdue	L	84-110

1971-72 (11-13, 5-9 Big Ten/T8th)

Pos	#	Starters	Ppg
F	15	Neil Fegebank (So.)	9.5
F	53	Jim Collins (So.)	9.0
C	44	Kevin Kunnert (Jr.)	18.2
G	43	Rick Williams (Jr.)	19.5
G	11	Gary Lusk (Sr.)	8.7
Reserves			
G	4	Glenn Angelino (Jr.)	6.1
F	35	Harold Sullinger (So.)	5.9
F	24	Ken Grabinski (Sr.)	2.1

12/1	*	Hardin-Simmons	W	80-58
12/4		UCLA	L	72-106
12/7		Texas-El Paso	L	57-65
12/10		Duquesne	L	75-80
12/13	*	Nevada-Reno	W	87-85
12/18		Iowa State	L	94-97
12/21	*	Nebraska	W	86-77
12/30	*	Drake	W	89-83
1/3	*	Kansas	W	81-68
1/8		Wisconsin	L	80-81
1/11	*	Northwestern	W	76-67
1/22		South Carolina	W	91-85
1/25		Michigan	L	86-90
1/29	*	Minnesota	L	50-61
2/1		Ohio State	L	77-82
2/5		Minnesota	L	52-53
2/8	*	Ohio State	W	80-67
2/12	*	Michigan State	L	91-100
2/15	*	Illinois#	W	87-84
2/19		Indiana	L	79-86
2/26		Michigan State	W	102-98
3/4	*	Purdue	L	85-87
3/7		Illinois	L	84-91
3/11	*	Michigan	W	95-69

1972-73 (13-11, 6-8 Big Ten/T6th)

Pos	#	Starters	Ppg
F	15	Neil Fegebank (Jr.)	10.0
F	53	Jim Collins (Jr.)	7.3
C	44	Kevin Kunnert (Sr.)	19.2
G	43	Rick Williams (Sr.)	13.8
G	10	Candy LaPrince (Jr.)	12.6
Reserves			
G	25	Reggie Vaughan (Jr.)	5.5
F	32	Larry Parker (Fr.)	3.6
G	4	Glenn Angelino (Sr.)	3.4

12/1	*	Chicago State	W	101-44
12/4		Kentucky	W	79-66
12/9		Kansas	W	69-56
12/13	*	Kansas State	L	62-68
12/23	*	Marquette	L	61-69
12/27		Drake	L	80-98
12/30	*	Minnesota-Duluth	W	92-72
1/2	*	Iowa State	W	66-57
1/6	*	Minnesota#	W	65-62
1/8		Michigan	L	59-71
1/13		Illinois	L	78-80
1/15	*	Michigan State	L	74-76
1/20		Ohio State	L	72-75
1/27	*	UNC-Charlotte	W	72-49
1/29	*	Michigan	W	75-68
2/3		Michigan State	L	89-94
2/10		Bradley	W	90-73
2/12	*	Ohio State	L	80-86
2/17	*	Wisconsin	W	100-76
2/19		Northwestern#	W	94-83
2/24		Purdue	L	66-74
3/3	*	Indiana	L	64-80
3/5		Minnesota	W	79-77
3/10	*	Illinois	W	93-76

1973-74 (8-16, 5-9 Big Ten/7th)

Pos.	#	Starters	Ppg
F	15	Neil Fegebank (Sr.)	14.1
F	32	Larry Parker (So.)	5.5
C	53	Jim Collins (Sr.)	8.4
G	42	John Hairston (Fr.)	7.8
G	10	Candy LaPrince (Sr.)	19.0
Reserves			
G	34	Scott Thompson (So.)	7.4
C	43	Nate Washington (So.)	7.0
C	50	Mike Gatens (So.)	1.6

12/1	*	Northern Illinois	W	85-83
12/4	*	Drake	W	70-55
12/8		Marquette	L	70-86
12/11		Kansas State	L	67-105
12/14	*	Kentucky	L	80-88
12/22		Wyoming	L	79-86
12/29	*	Wisc.-Green Bay#	W	74-67
1/2	*	Kansas	L	71-72
1/5	*	Minnesota	W	66-55
1/7		Iowa State	L	77-94
1/12		Northwestern	L	67-87
1/17		UCLA	L	44-66
1/19	*	Indiana	L	51-55
1/21		Michigan State	L	86-95
1/26	*	Michigan#	L	84-86
2/2		Indiana	L	50-85
2/9		Wisconsin	L	87-113
2/11	*	Purdue###	W	112-111
2/16	*	Ohio State	W	69-67
2/18		Purdue	L	78-99
2/23		Illinois	L	84-91
3/2	*	Northwestern	W	85-76
3/4	*	Wisconsin	L	58-74
3/9		Minnesota	W	60-50

YEAR-BY-YEAR SCORES

Coach Lute Olson

1974-75 (10-16, 7-11 Big Ten/7th)

Pos.	#	Starters	Ppg
F	33	Dan Frost (Jr.)	14.7
F	32	Larry Parker (Jr.)	10.3
C	53	Bruce King (So.)	11.5
G	34	Scott Thompson (Jr.)	10.0
G	11	Larry Moore (Jr.)	10.3

Reserves

C	52	Fred Haberecht (Jr.)	9.1
G	14	John Hairston (So.)	4.6
G	4	Archie Mays (So.)	3.9

11/30	*	VA Commonwealth	W	95-80
12/3		Drake	W	86-81
12/7		Kansas	L	54-89
12/12		Iowa State	W	77-66
12/21	*	San Jose State###	L	103-105

Far West Classic

12/27		Oregon State	L	60-97
12/28		Wake Forest	L	71-92
12/30		Boston College	L	81-86

1/2		Northwestern	W	75-73
1/4	*	Illinois	W	95-70
1/6	*	Purdue	L	54-63
1/11		Indiana	L	49-102
1/13		Ohio State	L	77-94
1/18	*	Michigan	L	70-75
1/20	*	Michigan State	W	83-79
1/25	*	Minnesota	W	53-44
2/1		Wisconsin#	L	85-86
2/3		Purdue	L	72-107
2/8	*	Indiana	L	56-79
2/10	*	Ohio State	L	69-75
2/15		Michigan	L	75-99
2/17		Michigan State	L	78-90
2/22		Minnesota	L	67-68
3/1	*	Wisconsin	W	75-68
3/3	*	Northwestern##	W	65-58
3/8		Illinois	W	73-70

1975-76 (19-10, 9-9 Big Ten/5th)

Pos.	#	Starters	Ppg
F	54	Bruce King (Jr.)	18.6
F	30	Dan Frost (Sr.)	17.1
C	52	Fred Haberecht (Sr.)	6.1
G	34	Scott Thompson (Sr.)	19.5
G	10	Cal Wulfsberg (Sr.)	5.2

Reserves

C	50	Mike Gatens (Sr.)	4.9
G	23	Archie Mays (Jr.)	4.4
G	20	Dick Peth (Fr.)	3.8

11/29	*	Augustana (SD)	W	111-81
12/2	*	Nebraska	W	72-65
12/6	*	Northeast Louisiana	W	97-87
12/8		Bradley	W	100-96
12/12		Iowa State	W	91-77
12/20	*	U.S. International	W	67-52
12/23	*	Drake	W	77-73

Rainbow Classic

12/27		Holy Cross	W	98-75
12/29		Arizona	W	82-80
12/30		USC	L	73-81

1/3	*	Illinois	W	84-60
1/5		Michigan State	L	88-105
1/10		Minnesota	W	71-68
1/17		Wisconsin	W	81-71
1/19		Northwestern#	L	92-99
1/24	*	Ohio State	W	78-67
1/26	*	Indiana	L	73-88
1/31		Michigan	L	95-104
2/2		Purdue	L	76-91
2/7	*	Minnesota	W	65-58
2/10		Drake	W	71-65
2/14	*	Wisconsin	W	96-82

2/16	*	Northwestern	W	81-68
2/21		Ohio State	W	69-66
2/23		Indiana	L	81-101
2/28	*	Michigan	L	74-88
3/1	*	Michigan State	L	88-93
3/3	*	Purdue	L	78-94
3/6		Illinois	W	82-70

1976-77 (20-7, 12-6 Big Ten/4th)

Pos.	#	Starters	Ppg
F	44	Clay Hargrave (So.)	8.4
F	40	Terry Drake (Jr.)	6.7
C	54	Bruce King (Sr.)	21.0
G	10	Cal Wulfsberg (Sr.)	5.9
G	12	Ronnie Lester (Fr.)	13.4

Reserves

G	20	Dick Peth (So.)	9.1
F	24	William Mayfield (So.)	5.7
G	34	Tom Norman (So.)	4.9

11/27		Nebraska	W	71-57
11/29	*	Kent State	W	84-55
12/4		Drake	W	86-71
12/6	*	Bradley	W	90-77
12/10	*	California	W	94-73
12/18	*	Iowa State	W	85-64
12/21	*	Drake	W	82-69

Lobo Classic

12/29		New Mexico	L	83-96
12/30		Pittsburgh	W	103-80

1/8		Minnesota+	W	68-78
1/13		Purdue	L	76-87
1/15		Illinois#	W	84-81
1/17	*	Michigan	L	75-99
1/22	*	Northwestern	W	76-74
1/27	*	Ohio State	W	84-66
1/29		Indiana	L	65-81
2/5	*	Wisconsin	W	90-73
2/7	*	Michigan State	W	87-79
2/12	*	Minnesota+	W	58-61
2/14	*	Ohio State#	W	74-70
2/17		Michigan	L	80-91
2/19		Michigan State	L	79-81
2/24	*	Illinois	W	76-64
2/26	*	Purdue	L	70-81
2/28	*	Indiana	W	80-73
3/3		Northwestern	W	78-60
3/5		Wisconsin##	W	94-93

1977-78 (12-15, 5-13 Big Ten/8th)

Pos.	#	Starters	Ppg
F	44	Clay Hargrave (Jr.)	9.9
F	24	William Mayfield (Jr.)	9.8
C	50	Larry Olsthorn (So.)	8.9
G	34	Tom Norman (Jr.)	7.6
G	12	Ronnie Lester (So.)	19.9

Reserves

G	20	Dick Peth (Jr.)	7.2
F	32	Vince Brookins (Fr.)	6.4
C	52	Steve Waite (Fr.)	5.5

11/26		Iowa State	L	78-79
11/28		Kent State	W	82-64
12/1	*	Mankato State	W	91-71
12/3	*	Cal-Northridge	W	66-63
12/10		California	W	75-70
12/17	*	Denver	W	107-65

Rebel Roundup

12/20		Tennessee	W	92-86
12/21		UNLV	L	84-85
12/30	*	Drake	W	89-87
1/5		Indiana	L	51-69
1/7		Ohio State	W	87-75
1/12	*	Michigan	L	56-66
1/14	*	Purdue	W	66-60
1/19		Northwestern	L	59-62
1/21		Michigan State	L	58-68

1/26	*	Illinois	L	61-70
1/28	*	Wisconsin	W	88-73
2/2		Minnesota	L	71-82
2/4		Wisconsin	L	72-82
2/9	*	Michigan State	L	70-71
2/11	*	Minnesota	L	65-78
2/16	*	Northwestern	W	76-74
2/18		Illinois	L	76-77
2/23		Purdue	L	69-82
2/25		Michigan	L	76-82
3/2	*	Ohio State	W	87-70
3/4	*	Indiana	L	55-71

1978-79 (20-8, 13-5 Big Ten/T1st)

Pos.	#	Starters	Ppg
F	24	William Mayfield (Sr.)	12.9
F	40	Kevin Boyle (Fr.)	11.9
C	52	Steve Waite (So.)	6.4
G	20	Dick Peth (Sr.)	6.7
G	12	Ronnie Lester (Jr.)	18.7

Reserves

G	34	Tom Norman (Sr.)	7.7
C	54	Steve Kraficisin (So.)	7.2
F	32	Vince Brookins (So.)	3.8

11/25	*	Kent State	W	111-76
11/28	*	Wichita State	W	91-67
12/2		Colorado State	L	69-72
12/9		Drake	L	69-72
12/11	*	Iowa State	W	67-66
12/16		Illinois Wesleyan	W	95-55
12/23	*	Drake	W	112-73

Cabrillo Classic

12/29		Pennsylvania##	W	87-84
12/30		Stanford	W	83-68

1/4		Northwestern	W	65-57
1/6		Michigan	W	85-79
1/11	*	Ohio State	L	67-72
1/13	*	Indiana	W	90-61
1/18		Purdue	W	56-46
1/20		Michigan State#	L	72-83
1/25	*	Illinois	W	58-52
1/27	*	Minnesota	W	81-64
2/1		Wisconsin	W	70-64
2/3		Minnesota	W	97-71
2/8	*	Michigan State	L	57-60
2/10	*	Wisconsin	W	79-65
2/15	*	Purdue	W	75-72
2/17		Illinois	W	67-53
2/22		Indiana	L	62-64
2/24		Ohio State	W	83-68
3/1	*	Michigan	L	53-61
3/3	*	Northwestern	W	95-64

NCAA Tournament (Mideast)

3/10		Toledo	L	72-74
------	--	--------	---	-------

1979-80 (23-10, 10-8 Big Ten/4th)

Pos.	#	Starters	Ppg
F	52	Steve Waite (Jr.)	8.0
F	32	Vince Brookins (Jr.)	11.0
C	54	Steve Kraficisin (Jr.)	12.3
G	40	Kevin Boyle (So.)	11.8
G	30	Kenny Arnold (So.)	13.5

Reserves

G	12	Ronnie Lester (Sr.)	14.8
G	24	Bob Hansen (Fr.)	5.6
F	44	Mark Gannon (Fr.)	5.6

12/1	*	Northern Illinois	W	86-43
12/3	*	Colorado State	W	113-66
12/6	*	Northern Iowa	W	78-46
12/8		Detroit	W	80-54
12/11		Wichita State	W	81-62
12/15		Iowa State	W	67-64

Dayton Classic

12/22	Mississippi State	W	81-62
12/23	Dayton	W	61-54
12/29	* Drake	W	77-66
1/3	Illinois	W	72-71
1/5	Michigan	L	65-68
1/10	* Ohio State	L	71-77
1/12	* Wisconsin	W	66-65
1/17	Indiana	L	69-81
1/19	Michigan State	L	67-75
1/24	* Northwestern	W	86-64
1/26	* Minnesota	W	80-73
1/31	Purdue	L	56-70
2/2	Minnesota	W	73-63
2/7	* Michigan State#	W	44-39
2/9	* Purdue	W	74-59
2/14	* Indiana	L	55-66
2/16	Northwestern	W	60-58
2/21	Wisconsin	L	58-62
2/23	Ohio State	L	69-70
2/28	* Michigan	W	83-67
3/1	* Illinois	W	75-71

NCAA Tournament (East)

3/6	VA Commonwealth	W	86-72
3/8	North Carolina State	W	77-64
3/14	Syracuse	W	88-77
3/16	Georgetown	W	81-80
3/22	Louisville	L	72-80
3/24	Purdue	L	58-75

1980-81 (21-7, 13-5 Big Ten/2nd)

Pos.	#	Starters	Ppg
F	52	Steve Waite (Sr.)	5.2
F	32	Vince Brookins (Sr.)	14.7
C	54	Steve Kraficisin (Sr.)	11.4
G	40	Kevin Boyle (Jr.)	9.9
G	30	Kenny Arnold (Jr.)	11.7
Reserves			
G	24	Bob Hansen (So.)	8.4
F	44	Mark Gannon (So.)	5.7
G	15	Steve Carfino (Fr.)	4.5
11/29	Northern Illinois	W	61-47
12/1	* Detroit	W	98-55

Fiesta Classic

12/6	Cincinnati	W	69-64
12/7	Arizona State	L	88-96
12/9	* Nevada-Reno	W	112-71
12/13	Drake	W	90-68
12/20	* Iowa State	W	85-59
12/30	* Northern Iowa	W	86-52
1/3	* Wisconsin-Eau Claire	W	86-62
1/8	* Ohio State	L	56-58
1/10	* Michigan State	W	65-57
1/15	Wisconsin	W	76-66
1/17	Michigan	W	75-58
1/22	Indiana	W	56-53
1/24	* Minnesota	L	48-60
1/29	* Purdue	W	84-69
1/31	Illinois	L	66-79
2/5	Northwestern	W	76-65
2/7	* Illinois	W	72-66
2/12	Minnesota#	W	60-58
2/14	* Northwestern	W	82-64
2/19	* Indiana	W	78-65
2/21	Purdue	W	67-62
2/26	* Michigan	W	69-66
2/28	* Wisconsin	W	96-75
3/5	Michigan State#	L	70-71
3/7	Ohio State	L	70-78

NCAA Tournament (Midwest)

3/15	Wichita State	L	56-60
------	---------------	---	-------

1981-82 (21-8, 12-6 Big Ten/T2nd)

Pos.	#	Starters	Ppg
F	44	Mark Gannon (Jr.)	8.5
F	40	Kevin Boyle (Sr.)	6.5
C	42	Michael Payne (Fr.)	11.4
G	15	Steve Carfino (So.)	8.4
G	30	Kenny Arnold (Sr.)	10.0
Reserves			
G	24	Bob Hansen (Jr.)	12.0
C	41	Greg Stokes (Fr.)	5.7
G	25	Todd Berkenpas (Fr.)	3.2
11/28	* Northern Illinois	W	84-66
11/30	* Nebraska-Omaha	W	71-58
12/5	Marquette#	W	68-65
12/8	Iowa State	W	79-68
12/12	* Northern Iowa	W	84-53

Kettle Classic

12/18	Clemson	W	80-68
12/19	Houston	L	52-62
12/30	* Drake	W	60-49
1/2	South Carolina	W	57-47
1/7	* Purdue	W	62-40
1/9	* Illinois	W	56-50
1/14	Minnesota	L	56-61
1/16	Wisconsin	W	78-62
1/21	Northwestern	W	49-48
1/23	* Michigan	W	56-38
1/28	Michigan State	W	57-56
1/30	* Ohio State	W	76-66
2/4	* Indiana	W	62-40
2/6	Ohio State#	W	69-65
2/11	* Northwestern	W	62-49
2/13	Indiana	L	58-73
2/18	* Michigan State	W	59-53
2/20	Michigan	L	58-68
2/25	* Wisconsin	W	79-55
2/27	* Minnesota###	L	55-57
3/4	Illinois#	L	67-73
3/6	Purdue	L	65-66

NCAA Tournament (West)

3/12	Northeast Louisiana	W	70-63
3/14	Idaho#	L	67-69

1982-83 (22-9, 10-8 Big Ten/T2nd)

Pos.	#	Starters	Ppg
F	42	Michael Payne (So.)	10.6
F	44	Mark Gannon (Sr.)	6.9
C	41	Greg Stokes (So.)	17.7
G	24	Bob Hansen (Sr.)	15.4
G	15	Steve Carfino (Jr.)	10.6
Reserves			
G	14	Andre Banks (Fr.)	2.7
G	25	Todd Berkenpas (So.)	2.3
F	34	Craig Anderson (Jr.)	1.7
11/27	Brigham Young	W	91-80
11/29	Drake	W	68-63

Hawkeye Invitational

12/3	* Navy	W	76-65
12/4	* Hawaii	W	99-67
12/8	* Marquette	W	87-66
12/11	* USC	W	66-55
12/18	UCLA	L	66-75

Rochester Classic

12/28	James Madison	W	47-45
12/29	Seton Hall	W	85-63
1/5	* Michigan State	L	59-61
1/8	* Michigan	W	79-72
1/13	Northwestern	W	66-57
1/15	* Iowa State	W	73-56
1/20	Minnesota	W	68-52
1/22	Wisconsin	W	Forfeit

1/27	* Ohio State##	L	83-89
1/29	* Indiana	W	63-48
2/3	Illinois	L	61-62
2/5	Purdue	L	57-60
2/10	* Purdue	W	55-46
2/12	* Illinois	W	68-66
2/16	Indiana	W	58-57
2/19	Ohio State	L	69-85
2/24	* Wisconsin	W	93-63
2/27	* Minnesota	L	69-71
3/3	* Northwestern	W	63-50
3/10	Michigan	L	60-66
3/12	Michigan State	W	75-57

NCAA Tournament (Midwest)

3/17	Utah State	W	64-59
3/19	Missouri	W	77-63
3/25	Villanova	L	54-55

Coach George Raveling
1983-84 (13-15, 6-12 Big Ten/T7th)

Pos.	#	Starters	Ppg
F	42	Michael Payne (Jr.)	9.3
F	34	Craig Anderson (Sr.)	4.1
C	41	Greg Stokes (Jr.)	14.9
G	15	Steve Carfino (Sr.)	11.7
G	14	Andre Banks (So.)	4.5
Reserves			
C	54	Brad Lohaus (So.)	6.8
G	25	Todd Berkenpas (Jr.)	3.9
F	35	Bryan Boyle (So.)	2.0
11/26	* Illinois Wesleyan	W	86-60

Hawkeye Invitational

12/2	* Baylor	W	67-44
12/3	* Oregon State	W	56-45
12/7	Louisville	L	58-79
12/10	Oregon State	L	48-53
12/19	* Colorado	W	72-56
12/21	* Drake	W	66-43

Winston Tire Classic

12/29	USC	W	62-61
12/30	Memphis State	W	73-66
1/4	Michigan State	L	72-73
1/7	Michigan	L	49-53
1/12	* Northwestern	W	42-39
1/14	Iowa State##	L	72-76
1/19	* Minnesota	L	49-56
1/21	* Wisconsin	W	75-62
1/26	Ohio State	L	54-65
1/28	Indiana	L	47-54
2/2	* Illinois##	L	52-54
2/4	* Purdue	L	46-48
2/9	Purdue	L	58-79
2/12	Illinois	L	53-73
2/16	* Indiana	L	45-49
2/18	* Ohio State	W	74-60
2/23	Wisconsin	W	63-55
2/25	Minnesota	W	62-50
3/1	Northwestern	W	57-48
3/7	* Michigan	L	46-53
3/11	* Michigan State	L	44-51

YEAR-BY-YEAR SCORES

1984-85 (21-11, Big Ten 10-8/5th)

Pos.	#	Starters	Ppg
F	3	Gerry Wright (So.)	9.7
F	42	Michael Payne (Sr.)	7.1
C	41	Greg Stokes (Sr.)	19.9
G	20	Jeff Moe (Fr.)	7.7
G	25	Todd Berkenpas (Sr.)	5.7

Reserves

G	14	Andre Banks (Jr.)	6.6
F	44	Al Lorenzen (Fr.)	6.2
F	4	Bill Jones (Fr.)	4.2

11/24	*	Arkansas-Little Rock	W	76-47
11/26	*	Gonzaga	W	62-40
11/28	*	Morehead State	W	89-46
12/1	*	George Mason	W	111-82
12/4	*	Iowa State	L	50-54

Hawkeye Invitational

12/7	*	Boston University	W	67-53
12/8	*	Texas Tech	W	58-48

12/12	*	Georgia State	W	89-40
12/15	*	Illinois Wesleyan	W	99-39
12/22	*	South Carolina	W	88-78

Rainbow Classic

12/25		Maryland#	L	68-70
12/27		Cornell (NY)#	W	59-56
12/28		Arkansas	W	71-52

1/3	*	Purdue	W	75-63
1/5	*	Illinois	W	64-60
1/12		Minnesota	L	57-65
1/17		Michigan State	W	79-65
1/19		Michigan###	L	67-69
1/24	*	Northwestern	W	66-47
1/26	*	Wisconsin	W	105-65
1/31		Indiana	W	72-59
2/2		Ohio State	W	67-58
2/6	*	Minnesota	W	70-65
2/14	*	Michigan	L	52-56
2/16	*	Michigan State	L	55-57
2/20		Wisconsin	L	53-54
2/23		Northwestern	L	58-78
2/28	*	Ohio State	W	87-82
3/3	*	Indiana	W	70-50
3/7		Illinois#	L	53-59
3/9		Purdue	L	54-60

NCAA Tournament (West)

3/14		Arkansas	L	54-63
------	--	----------	---	-------

1985-86 (20-12, Big Ten 10-8/6th)

Pos.	#	Starters	Ppg
F	3	Gerry Wright (Jr.)	10.7
F	23	Roy Marble (Fr.)	12.5
C	44	Al Lorenzen (So.)	10.0
G	14	Bill Jones (So.)	9.6
G	4	Andre Banks (Sr.)	10.3

Reserves

G	20	Jeff Moe (So.)	6.0
F	25	Ed Horton (Fr.)	3.7
C	54	Brad Lohaus (Jr.)	3.6

11/22		Hawaii-Hilo	W	80-69
11/23		Hawaii-Pacific	W	85-68
11/25		Arkansas-Little Rock#	W	108-99
11/30	*	Abilene Christian	W	92-62
12/3		Drake	W	55-43

Hawkeye Invitational

12/6	*	Arkansas State	L	62-66
12/7	*	Lehigh	W	89-68

12/10		Iowa State	L	61-74
12/14	*	Furman	W	81-61
12/23		Gonzaga	W	84-64

Far West Classic

12/27		Tampa	W	54-45
12/28		Boston University	W	76-71
12/29		St. Joseph's	L	56-60

1/2		Purdue#	L	73-76
1/4		Illinois	W	60-59
1/11	*	Minnesota	W	75-62
1/16	*	Michigan State	W	82-71
1/18	*	Michigan	L	57-61
1/23		Northwestern	W	76-43
1/25		Wisconsin	L	63-69
1/30	*	Indiana	W	79-69
2/1	*	Ohio State	W	86-75
2/9		Minnesota	L	60-65
2/13		Michigan State	L	73-83
2/15		Michigan	L	66-82
2/20	*	Wisconsin	W	101-48
2/22	*	Northwestern	W	76-45
2/26		Ohio State	L	74-81
3/2		Indiana	L	73-80
3/6	*	Illinois	W	57-53
3/8	*	Purdue	W	77-64

NCAA Tournament (Midwest)

3/14		North Carolina State	L	64-66
------	--	----------------------	---	-------

Coach Tom Davis

1986-87 (30-5, 14-4 Big Ten/3rd)

Pos.	#	Starters	Ppg
F	25	Ed Horton (So.)	7.8
F	23	Roy Marble (So.)	14.9
C	54	Brad Lohaus (Sr.)	11.3
G	35	Kevin Gamble (Sr.)	11.9
G	10	B.J. Armstrong (So.)	12.4

Reserves

G	20	Jeff Moe (Jr.)	11.1
F	3	Gerry Wright (Sr.)	6.5
F	44	Al Lorenzen (Jr.)	4.0

Great Alaska Shootout

11/28		Alaska-Anchorage	W	91-81
11/29		North Carolina State#	W	90-89
11/30		Northeastern	W	103-80

12/3	*	Missouri-St. Louis	W	89-64
------	---	--------------------	---	-------

Hawkeye Invitational

12/5	*	Delaware	W	95-47
12/6	*	Loyola-Marymount	W	103-80

12/9	*	Brigham Young	W	86-75
12/13		Drake	W	69-62
12/20	*	Iowa State	W	89-64
12/22	*	Rider	W	104-71

Anteater Classic

12/28		Portland	W	84-65
12/29		UC-Irvine	W	105-103

1/3	*	Northwestern	W	80-44
1/5	*	Wisconsin	W	78-63
1/10		Minnesota	W	78-57
1/14		Illinois#	W	91-88
1/19		Purdue	W	70-67
1/22	*	Indiana	W	101-88
1/24	*	Ohio State	L	76-80
1/29		Michigan State	W	89-75
1/31		Michigan	L	92-100
2/4	*	Minnesota	W	78-47
2/7		Arizona	W	89-80
2/12	*	Purdue	L	73-80
2/14	*	Illinois	W	66-61
2/18		Ohio State	W	82-80
2/21		Indiana	L	75-84
2/26	*	Michigan State	W	93-64
2/28	*	Michigan	W	95-85
3/5		Northwestern	W	103-76
3/8		Wisconsin	W	81-71

NCAA Tournament (West)

3/13		Santa Clara	W	99-76
3/15		Texas-El Paso	W	84-82
3/20		Oklahoma	W	93-91
3/22		UNLV	L	81-84

1987-88 (24-10, Big Ten 12-6/T3rd)

Pos.	#	Starters	Ppg
F	40	Kent Hill (Sr.)	7.4
F	23	Roy Marble (Jr.)	15.4
C	25	Ed Horton (Jr.)	11.3
G	14	Bill Jones (Sr.)	13.0
G	10	B.J. Armstrong (Jr.)	17.4

Reserves

G	20	Jeff Moe (Sr.)	12.9
G	11	Michael Reaves (Sr.)	5.5
F	44	Al Lorenzen (Sr.)	10.6

Maui Invitational

11/27		Stanford	W	78-75
11/28		Kansas	W	100-81
11/29		Villanova	W	97-74

12/1	*	Drake	W	70-59
------	---	-------	---	-------

Hawkeye Invitational

12/4	*	Navy	W	91-61
12/5	*	UC-Irvine	W	124-88

12/12	*	Arizona	L	59-66
12/19		Iowa State#	L	100-102
12/21	*	Pan American	W	110-64

All-College Tournament

12/29		Illinois State	L	88-89
12/30		Oral Roberts	W	126-94
1/6	*	Indiana	W	84-70
1/9		Purdue	L	79-80
1/11	*	Lafayette	W	109-68
1/14		Ohio State	L	83-87
1/16	*	Northwestern	W	92-68
1/21	*	Illinois	W	93-79
1/23	*	Dartmouth	W	102-87
1/25		Wisconsin	W	104-89
1/30	*	Minnesota	W	76-51
2/3		Michigan	L	103-120
2/6	*	Michigan State	W	101-72
2/10	*	Ohio State	W	92-75
2/15	*	Purdue	L	66-73
2/20		Minnesota	W	107-86
2/24		Northwestern	W	91-74
2/27	*	Michigan	W	95-87
3/3		Michigan State	W	103-87
3/6		Illinois	L	81-94
3/10	*	Wisconsin	W	103-70
3/12		Indiana	L	89-116

NCAA Tournament (West)

3/18		Florida State	W	102-98
3/20		UNLV	W	104-86
3/25		Arizona	L	79-99

1988-89 (23-10, Big Ten 10-8/4th)

Pos.	#	Starters	Ppg
F	25	Ed Horton (Sr.)	18.3
F	32	Ray Thompson (Fr.)	11.5
C	51	Les Jepsen (Jr.)	4.2
G	23	Roy Marble (Sr.)	20.5
G	10	B.J. Armstrong (Sr.)	18.6

Reserves

F	50	Matt Bullard (Jr.)	9.1
G	24	James Moses (Fr.)	5.4
F	34	Wade Lookingbill (Fr.)	3.0

11/26	*	McNeese State	W	77-56
11/29		Drake	W	96-72

Hawkeye Invitational

12/2	*	Brown	W	109-61
12/3	*	Georgia	W	102-76

12/6	*	Northern Iowa	W	95-76
12/10	*	Iowa State	W	91-71

12/12	*	Jackson State	W	86-71
12/14	*	Central Florida	W	102-68

Chaminade Classic

12/23		Eastern Illinois	W	89-71
12/24		St. Louis	W	83-80
12/25		UC-Riverside	L	92-110

12/30	*	SW Texas State	W	96-77
1/5		Michigan State	W	93-82
1/7		North Carolina	W	98-97
1/14		Minnesota	L	78-80
1/19		Ohio State	L	91-102
1/21		Purdue	W	67-66
1/26	*	Wisconsin	W	78-70
1/30		Indiana	L	89-104
2/2	*	Northwestern	W	102-84
2/5	*	Illinois	W	86-82
2/9	*	Michigan##	L	107-108
2/11		Wisconsin	L	54-65
2/13	*	Ohio State	W	83-75
2/18	*	Minnesota	W	99-61
2/22		Northwestern	W	89-84
2/26	*	Purdue	W	84-67
3/2	*	Michigan State	L	81-83
3/4		Michigan	L	96-119
3/8		Illinois	L	94-118
3/11	*	Indiana	W	87-70

NCAA Tournament (East)

3/17		Rutgers	W	87-73
3/19		N.C. State##	L	96-102

1989-90 (12-16, 4-14 Big Ten/8th)

Pos.	#	Starters	Ppg
F	45	Michael Ingram (Sr.)	5.4
F	34	Wade Lookingbill (So.)	6.7
C	51	Les Jepsen (Sr.)	14.9
G	24	James Moses (So.)	13.0
G	11	Troy Skinner (So.)	5.0

Reserves

F	50	Matt Bullard (Sr.)	11.4
C	55	Acie Earl (Fr.)	6.0
F	15	Rodell Davis (So.)	4.1

11/24	*	Texas Southern	W	80-64
11/28	*	Drake	W	68-54

Hawkeye Invitational

12/1	*	Ohio University	W	75-49
12/2	*	UC-Santa Barbara	W	85-79

12/7		Iowa State	W	89-87
12/9	*	North Carolina	W	87-74
12/18	*	Drexel	W	59-50
12/23		UNLV	L	80-97
12/30	*	Monmouth (NJ)	W	55-46
1/3		Northern Iowa	L	74-77
1/6	*	Ohio State	L	73-79
1/11		Wisconsin#	L	69-73
1/13		Michigan State	L	80-87
1/18	*	Indiana	L	79-83
1/20	*	Michigan#	W	78-76
1/25		Minnesota	L	72-84
1/27		Purdue	L	59-80
1/29	*	Illinois	W	69-67
2/3	*	Northwestern	W	98-80
2/8		Ohio State	L	80-98
2/10	*	Wisconsin	L	71-80
2/12	*	Michigan State	L	70-80
2/17		Indiana	L	71-118
2/22		Northwestern	L	66-72
2/24	*	Minnesota	L	80-102
2/28	*	Purdue	W	64-63
3/4		Illinois	L	85-118
3/10		Michigan	L	96-127

1990-91 (21-11, 9-9 Big Ten/T5th)

Pos.	#	Starters	Ppg
F	40	Chris Street (Fr.)	5.0
F	24	James Moses (Jr.)	12.0
C	55	Acie Earl (So.)	16.3
G	20	Val Barnes (So.)	11.5
G	11	Troy Skinner (Jr.)	7.7

Reserves

F	15	Rodell Davis (Jr.)	7.9
G	10	Kevin Smith (Fr.)	5.0
F	42	Jay Webb (So.)	4.8

Dodge Preseason NIT

11/15	*	Temple	W	73-71
11/17		Notre Dame	L	68-77

11/27		Drake	W	80-61
-------	--	-------	---	-------

Hawkeye Invitational

11/30	*	Colgate	W	80-59
12/1	*	Creighton	W	83-77

12/4	*	Northern Iowa	W	72-68
12/8	*	Iowa State	W	75-73
12/15	*	Maryland-Baltimore Co.	W	98-81
12/18	*	Chicago State	W	93-70
12/22	*	UCLA	W	88-71
12/28		Hawaii-Hilo	W	78-65
12/30		Chaminade	W	104-64
1/3		Ohio State	L	59-63
1/5	*	Michigan State	W	79-66
1/10	*	Michigan	W	79-78
1/12		Minnesota	L	77-79
1/17		Wisconsin	L	79-91
1/19	*	Indiana	L	79-99
1/28		Illinois	L	50-53
1/31		Purdue	W	78-69
2/2	*	Northwestern	W	82-66
2/7		Michigan State	W	71-67
2/9		Michigan	L	70-84
2/14	*	Minnesota	W	82-69
2/16	*	Wisconsin	L	55-56
2/21		Indiana#	W	80-79
2/23	*	Illinois	L	74-79
3/2	*	Purdue	L	65-70
3/7		Northwestern	W	79-76
3/10	*	Ohio State	W	80-69

NCAA Tournament (Midwest)

3/14		East Tennessee State	W	76-73
3/16		Duke	L	70-85

1991-92 (19-11, 10-8 Big Ten/5th)

Pos.	#	Starters	Ppg
F	40	Chris Street (So.)	10.6
F	24	James Moses (Sr.)	13.9
C	55	Acie Earl (Jr.)	19.5
G	20	Val Barnes (Jr.)	11.5
G	10	Kevin Smith (So.)	5.4

Reserves

F	15	Rodell Davis (Sr.)	5.0
F	34	Wade Lookingbill (Jr.)	4.7
G	11	Troy Skinner (Sr.)	4.1

11/23	*	Maryland-Eastern Shore	W	101-45
11/26	*	Western Illinois	W	95-58
12/3	*	Drake	W	83-56

Hawkeye Invitational

12/6	*	Army	W	74-39
12/7	*	Louisiana Tech	W	84-65

12/10		Northern Iowa	W	108-85
12/14		Iowa State	L	84-98

Tampa Tribune Holiday Invitational

12/27		Butler	W	114-92
12/28		South Florida	L	78-85

1/4	*	Centenary	W	121-76
1/9	*	Michigan#	L	77-80
1/11		Purdue#	L	69-77
1/15	*	Illinois	W	74-69
1/19		Ohio State	L	81-85
1/22		Northwestern	W	78-71
1/29	*	Wisconsin	W	73-66
2/1	*	Minnesota	W	87-70
2/6	*	Michigan State	W	77-63
2/9		Indiana	L	66-81
2/12		Michigan	L	74-79
2/15	*	Purdue	W	80-68
2/18	*	Ohio State	W	92-86
2/23		Illinois#	L	72-77
2/25		Minnesota	W	79-64
3/4	*	Indiana	L	60-64
3/7		Wisconsin	W	70-65
3/11	*	Northwestern	W	69-66
3/15		Michigan State	L	53-64

NCAA Tournament (East)

3/19		Texas	W	98-92
3/21		Duke	L	62-75

1992-93 (23-9, 11-7 Big Ten/T3rd)

Pos.	#	Starters	Ppg
F	34	Wade Lookingbill (Sr.)	7.4
F	23	James Winters (Jr.)	8.6
C	55	Acie Earl (Sr.)	16.9
G	20	Val Barnes (Sr.)	14.7
G	10	Kevin Smith (Jr.)	5.0

Reserves

F	3	Kenyon Murray (Fr.)	6.7
F	52	Russ Millard (Fr.)	5.2
C	42	Jay Webb (Sr.)	4.2

12/1	*	Mississippi Valley State	W	100-69
------	---	--------------------------	---	--------

Hawkeye Invitational

12/4	*	Texas-Pan American	W	85-29
12/5	*	Mississippi State	W	69-54

12/8	*	Northern Iowa	W	64-44
12/12	*	Iowa State	W	78-51

San Juan Shootout

12/20		American University	W	101-47
12/21		Eastern Michigan	W	103-66
12/22		Southern Illinois	W	90-70

12/28	*	Texas Southern	W	91-70
1/2	*	Central Conn. State	W	104-58
1/4		Drake	W	80-65
1/6		Indiana	L	67-75
1/9		Ohio State	L	81-92
1/13	*	Minnesota	W	84-77
1/16		Duke	L	56-65
1/28		Michigan State#	W	96-90
1/31	*	Michigan	W	88-80
2/4		Illinois	L	77-78
2/6	*	Indiana	L	66-73
2/13		Minnesota	L	85-91
2/16	*	Ohio State	W	68-54
2/20		Northwestern	W	75-63
2/22		Penn State	W	74-58
2/24	*	Penn State	W	58-38
2/27	*	Michigan State	W	66-64
3/2		Michigan	L	73-82
3/6		Purdue	L	58-69
3/8	*	Northwestern	W	56-50
3/10	*	Wisconsin	W	91-65
3/13	*	Illinois	W	63-53

NCAA Tournament (Southeast)

3/19		Northeast Louisiana	W	82-69
3/21		Wake Forest	L	78-84

YEAR-BY-YEAR SCORES

1993-94 (11-16, 5-13 Big Ten/T10th)

Pos.	#	Starters	Ppg
F	4	Jess Settles (Fr.)	15.3
F	3	Kenyon Murray (So.)	12.3
F	23	James Winters (Sr.)	18.0
G	44	Jim Bartels (Jr.)	11.5
G	13	Mon'ter Glasper (So.)	4.8
Reserves			
F	52	Russ Millard (So.)	11.2
G	14	Chris Kingsbury (Fr.)	8.2
G	11	Kevin Skillett (Jr.)	2.0

11/30 * Drake W 90-86

Hawkeye Invitational

12/3 * Lehigh W 104-77
12/4 * Long Beach State W 101-79

12/7	Northern Iowa	W	81-76
12/11	Iowa State	L	79-86
12/20	* Dartmouth	W	104-65
12/22	* Duke	L	76-79
12/29	Cal-Irvine	L	78-86
1/2	* Eastern Illinois	W	91-52
1/4	Ohio State	L	68-72
1/8	* Michigan	L	70-71
1/11	* Indiana	L	75-89
1/19	Illinois	L	90-105
1/22	* Penn State	W	81-70
1/26	Northwestern	W	86-76
1/29	Michigan State	L	84-87
2/2	* Minnesota	W	92-88
2/6	* Purdue	L	78-87
2/12	Indiana	L	91-93
2/16	Michigan	L	76-89
2/19	* Illinois	W	83-69
2/23	Penn State	L	80-89
2/26	* Northwestern	L	74-80
3/2	* Michigan State	L	72-80
3/5	Minnesota###	L	96-107
3/9	Wisconsin	L	71-95
3/12	* Ohio State	W	83-74

1994-95 (21-12, 9-9 Big Ten/T7th)

Pos.	#	Starters	Ppg
F	4	Jess Settles (So.)	15.6
F	3	Kenyon Murray (Jr.)	11.5
F	44	Jim Bartels (Sr.)	11.2
G	14	Chris Kingsbury (So.)	16.8
G	5	Andre Woolridge (So.)	14.0
Reserves			
F	52	Russ Millard (Jr.)	5.2
F	42	Ryan Bowen (Fr.)	4.6
G	13	Mon'ter Glasper (Jr.)	3.9

11/25 * Morgan State W 126-79
11/29 Drake W 103-68

Hawkeye Invitational

12/2 * Pepperdine W 99-63
12/3 * Ohio University W 91-75

12/7	* Northern Iowa	W	80-48
12/10	* Iowa State	L	63-76
12/17	* Long Island	W	102-72
12/20	* Western Carolina	W	85-60
12/23	BYU-Hawaii	W	61-57

Rainbow Classic

12/27 Duke W 81-71
12/29 Hawaii W 84-82
12/30 Arkansas L 92-101

1/4	* Indiana	W	74-55
1/7	Michigan State	L	68-69
1/11	Michigan##	L	82-83
1/14	* Purdue	L	83-84
1/21	* Wisconsin	W	96-84
1/25	Ohio State	W	81-66
1/28	* Minnesota	L	54-55
2/1	* Illinois	L	74-79
2/4	Penn State	L	64-74

2/9	* Northwestern	W	116-77
2/11	Illinois#	L	97-104
2/15	Minnesota	W	74-70
2/18	* Ohio State	W	85-66
2/22	Wisconsin	W	84-77
3/1	Purdue	L	85-92
3/5	* Michigan	W	89-69
3/8	* Michigan State	W	79-78
3/12	Indiana	L	79-110

National Invitation Tournament

3/15 DePaul (n) W 97-86
3/21 * Ohio University W 66-62
3/23 * Penn State L 64-67

1995-96 (23-9, 11-7 Big Ten/4th)

Pos.	#	Starters	Ppg
F	3	Kenyon Murray (Sr.)	9.5
F	4	Jess Settles (Jr.)	15.1
C	52	Russ Millard (Sr.)	13.7
G	5	Andre Woolridge (Jr.)	13.1
G	13	Mon'ter Glasper (Sr.)	4.6
Reserves			
F	52	Ryan Bowen (So.)	5.5
F	44	J.R. Koch (Fr.)	3.4
G	14	Chris Kingsbury (Jr.)	11.9

Great Alaska Shootout

11/22 Ohio University W 78-51
11/24 Connecticut# W 101-95
11/25 Duke L 81-88

11/28 * Drake W 98-66

Super Chevy Shootout

12/1 * East Tennessee State W 104-58
12/2 * Colgate W 79-59

12/5	Northern Iowa	W	78-73
12/9	Iowa State	W	56-50
12/16	* Texas Southern	W	110-67
12/20	* Western Illinois	W	93-41
12/23	* Morehead State	W	82-57
12/28	Colorado	W	100-85
1/3	Purdue+	L	61-85
1/6	* Minnesota	W	92-63
1/10	* Ohio State	W	81-53
1/13	Wisconsin	L	71-80
1/18	* Illinois	W	82-79
1/20	Michigan State	L	60-62
1/28	* Michigan	W	70-61
1/30	Indiana	L	73-76
2/3	* Penn State#	L	87-95
2/7	Northwestern	W	88-77
2/11	* Indiana	W	76-50
2/13	Michigan	W	62-55
2/21	* Michigan State	W	83-47
2/24	Illinois	L	86-91
2/28	* Wisconsin	W	69-54
3/2	Ohio State	W	73-64
3/6	Minnesota	L	64-72
3/9	* Purdue	W	56-52

NCAA Tournament (West)

3/15 George Washington W 81-79
3/17 Arizona L 73-87

1996-97 (22-10, 12-6 Big Ten/T2nd)

Pos.	#	Starters	Ppg
F	42	Ryan Bowen (Jr.)	11.8
G	45	Darryl Moore (Jr.)	5.2
C	13	Guy Rucker (Fr.)	10.6
G	32	Kent McCausland (So.)	8.6
G	5	Andre Woolridge (Sr.)	20.2
Reserves			
F	44	J.R. Koch (So.)	8.0
F	4	Jess Settles (Jr.)	11.3
G	24	Ryan Luehrsmann (Fr.)	3.5

11/22 Western Illinois W 81-66

Maui Invitational

11/25 California L 59-75
11/26 Louisiana State+ L 60-70
11/27 Chaminade W 67-37

12/3 Drake W 79-59

Super Chevy Shootout

12/6 * Grambling State W 93-73
12/7 * LaSalle W 65-60

12/10	* Northern Iowa	W	72-63
12/14	* Iowa State	L	74-81
12/21	* Missouri	W	88-77
12/27	* Austin Peay	W	90-58
12/29	* Cal-Northridge	W	90-65
1/2	* Northwestern	W	72-55
1/4	Penn State	W	69-57
1/7	Purdue	W	59-56
1/11	* Wisconsin	W	78-53
1/15	* Ohio State	W	76-62
1/19	Michigan	L	71-79
1/23	Minnesota	L	51-66
1/29	* Illinois	W	82-65
2/4	* Indiana	W	75-67
2/9	Illinois	L	51-66
2/12	Michigan State	L	67-69
2/15	* Minnesota	L	66-68
2/20	* Michigan	W	80-75
2/22	Ohio State	W	69-56
2/26	Wisconsin	L	48-49
3/1	* Purdue	W	84-62
3/5	* Penn State	W	81-55
3/8	Northwestern	W	75-59

NCAA Tournament (West)

3/13 Virginia W 73-60
3/15 Kentucky L 69-75

1997-98 (20-11, 9-7 Big Ten/T5th)

Pos.	#	Starters	Ppg
F	23	Ricky Davis (Fr.)	15.0
F	45	Darryl Moore (Sr.)	7.1
C	42	Ryan Bowen (Sr.)	14.4
G	20	Dean Oliver (Fr.)	8.8
G	32	Kent McCausland (Jr.)	9.6
Reserves			
F	44	J.R. Koch (Jr.)	6.9
C	13	Guy Rucker (So.)	6.9
G	24	Ryan Luehrsmann (So.)	4.0
G	30	Kyle Galloway (Fr.)	4.2

11/14 * Chicago State W 105-60
11/16 * North Texas W 112-64
11/29 * Long Island W 101-69
12/2 * Drake W 90-60

Super Chevy Shootout

12/5 * Rice W 81-52
12/6 * Weber State W 81-56

12/9 Northern Iowa L 78-84
12/13 Iowa State W 60-59

San Juan Christmas Shootout

12/21 Puerto Rico-Mayaguez W 96-37
12/22 Southern Mississippi W 82-58
12/23 St. Bonaventure W 81-67

12/28	* Bucknell	W	91-52
12/31	Indiana	W	89-76
1/3	* Northwestern	W	91-57
1/8	* Illinois	L	64-76
1/14	Ohio State	W	61-46
1/18	Minnesota	W	82-69
1/21	* Michigan State	L	57-78
1/24	Missouri#	L	79-80
1/28	Penn State	L	65-67
2/1	* Michigan	L	66-80
2/3	Wisconsin	W	79-76

2/7	Michigan State	L	64-75
2/12	* Minnesota	L	71-73
2/14	* Ohio State	W	82-70
2/18	* Purdue	W	88-69
2/22	Illinois	L	72-79
2/25	Northwestern	W	75-55
2/28	* Indiana	W	84-70

Big Ten Tournament

3/6	Michigan (n)	L	66-77
-----	--------------	---	-------

National Invitation Tournament

3/11	* Georgia	L	93-100
------	-----------	---	--------

1998-99 (20-10, 9-7 Big Ten/T3rd)

Pos.	#	Starters	Ppg
F	4	Jess Settles (Sr.)	9.8
F	3	Jason Bauer (Sr.)	2.6
C	44	J.R. Koch (Sr.)	10.4
G	20	Dean Oliver (So.)	11.9
G	32	Kent McCausland (Sr.)	8.6
Reserves			
F	13	Guy Rucker (Jr.)	6.7
C	14	Jacob Jaacks (Jr.)	6.8
G	34	Joey Range (Fr.)	7.8
G	14	Ryan Luehrsmann (Jr.)	5.8

11/15	Western Illinois (n)	W	74-63
11/19	* Northern Iowa	W	83-67
11/25	* Creighton	L	73-75
12/1	Drake	W	78-74

Hawkeye Invitational

12/4	* South Alabama	W	82-58
12/5	* Detroit Mercy	W	61-60

12/8	Kansas	W	85-81
12/12	* Iowa State	W	74-54
12/19	* Missouri	W	82-68
12/23	* Coppin State	W	87-73
12/31	* Indiana	W	67-52
1/3	Northwestern	W	52-48
1/7	* Illinois	W	84-62
1/12	Ohio State	W	71-68
1/16	Minnesota	L	70-75
1/21	Michigan State	L	65-80
1/23	* Wisconsin	L	52-72
1/27	* Penn State	W	84-74
1/30	Michigan	W	81-68
2/4	Purdue	L	75-90
2/6	* Michigan State	L	81-95
2/10	* Minnesota	W	76-73
2/13	* Ohio State	L	69-73
2/21	Illinois	W	78-72
2/23	* Northwestern	W	65-48
2/27	Indiana	L	81-88

Big Ten Tournament

3/5	Wisconsin (n)	L	60-74
-----	---------------	---	-------

NCAA Tournament (West)

3/11	Alabama-Birmingham	W	77-64
3/13	Arkansas	W	82-72
3/18	Connecticut	L	68-78

Coach Steve Alford
1999-2000 (14-16, 6-10 Big Ten/T8th)

Pos.	#	Starters	Ppg
F	1	Rob Griffin (Jr.)	14.4
F	23	Duez Henderson (So.)	7.4
C	14	Jacob Jaacks (Sr.)	10.6
G	20	Dean Oliver (Jr.)	12.9
G	32	Ryan Luehrsmann (Sr.)	6.6
Reserves			
G	30	Kyle Galloway (So.)	6.1
F	25	Rod Thompson (So.)	3.4
F	13	Joe Fermino (Jr.)	2.3
G	11	Jason Price (Sr.)	1.9

IKON Coaches vs. Cancer Classic

11/11	Connecticut	W	70-68
11/12	Stanford	L	58-72
11/21	* Eastern Illinois	W	95-79
11/27	Creighton	L	76-85
11/30	Maryland	L	65-83

Gazette Hawkeye Challenge

12/3	* Texas Southern	W	73-51
12/4	* Ohio University	W	86-66

12/7	Northern Iowa	W	67-59
12/11	Iowa State	L	66-59
12/18	Missouri	L	61-72
12/28	Drake##	W	83-76
1/5	* Northwestern	W	58-52
1/8	* Michigan State	L	53-75
1/12	Minnesota	L	82-85
1/15	Penn State	L	61-73
1/18	Indiana	L	71-74
1/22	* Michigan	W	83-78
1/26	* Illinois	L	58-69
1/29	Wisconsin	W	61-55
2/3	* Kansas	W	77-69
2/5	* Purdue	L	58-84
2/9	Ohio State	W	67-64
2/12	Illinois	L	50-78
2/16	Purdue	L	59-67
2/23	* Wisconsin	L	45-54
2/27	* Minnesota	W	71-59
3/1	Michigan	L	78-87
3/4	* Penn State	W	86-83

Big Ten Tournament

3/9	Minnesota	W	81-78
3/10	Michigan State	L	65-75

2000-01 (23-12, 7-9 Big Ten/T6th)

Pos.	#	Starters	Ppg
F	32	Reggie Evans (Jr.)	15.1
G	20	Dean Oliver (Sr.)	13.9
G	24	Luke Recker (Jr.)	18.1
F	23	Duez Henderson (Jr.)	6.3
F	4	Glen Worley (Fr.)	7.5
Reserves			
G	11	Brody Boyd (Fr.)	5.8
C	5	Jared Reiner (Fr.)	3.1
G	2	Ryan Hogan (Jr.)	7.2

11/19	* Wisconsin-Milwaukee	W	83-79
11/21	at Drake	W	73-71
11/28	* Georgia Tech	W	85-67

Gazette Hawkeye Challenge

12/01	* Tennessee-Chattanooga	W	79-60
12/02	* Tulsa	W	66-65

12/05	* Northern Iowa	W	74-42
12/9	* Iowa State	W	80-68
12/16	* Missouri##	W	99-94
12/19	* Centenary	W	72-52
12/23	Kansas State	L	78-86

Rainbow Classic

12/28	Detroit-Mercy	W	69-68
12/29	Tennessee	L	68-80
12/30	Saint Louis	W	68-56

1/6	Penn State	W	86-85
1/11	* Illinois	W	78-62
1/13	Purdue	W	83-73
1/16	Wisconsin	L	54-67
1/20	* Michigan	L	69-70
1/24	Minnesota	W	87-74
1/27	* Indiana	W	71-66
1/31	* Minnesota	W	64-55
2/7	* Ohio State	L	68-69
2/10	Northwestern	L	61-69
2/14	Michigan	L	85-95
2/18	Michigan State	L	70-94
2/21	* Purdue#	W	78-72
2/24	Illinois	L	63-89
3/1	* Penn State	L	73-78
3/3	* Wisconsin	L	57-59

Big Ten Tournament

3/8	Northwestern (n)	W	72-55
3/9	Ohio State (n)	W	75-66
3/10	Penn State (n)	W	94-74
3/11	Indiana (n)	W	63-61

NCAA Tournament (East)

3/15	Creighton	W	69-56
3/17	Kentucky	L	79-92

2001-02 (19-16, 5-11 Big Ten/T8th)

Pos.	#	Starters	Ppg
F	32	Reggie Evans (Sr.)	15.4
C	53	Sean Sonderleiter (So.)	2.2
G	1	Chauncey Leslie (Jr.)	6.1
G	3	Pierre Pierce (Fr.)	7.1
G	24	Luke Recker (Sr.)	17.1
Reserves			
F	4	Glen Worley (So.)	7.3
F	23	Duez Henderson (Sr.)	4.5
C	5	Jared Reiner (So.)	3.1
G	11	Brody Boyd (So.)	3.9
G	2	Ryan Hogan (Sr.)	5.3

Guardians Classic

11/13	* Maryland Eastern Shore	W	89-59
11/14	* Boston University	W	90-61

11/17	* Louisiana Tech	W	75-67
-------	------------------	---	-------

Guardians Classic

11/20	Memphis (n)	W	75-71
11/21	Missouri (n)	L	77-78

11/27	Duke (n)	L	62-80
-------	----------	---	-------

Gazette Hawkeye Challenge

11/30	* Alabama State	W	73-64
12/1	* Southern Methodist	W	86-69

12/4	Northern Iowa	L	76-78
12/8	Iowa State	W	78-53
12/12	* Drake	W	101-59
12/15	Missouri	W	83-65
12/22	* Kansas State	W	89-70
12/28	* Mercer	W	77-43
1/2	* Wisconsin	W	69-57
1/5	Ohio State	L	62-72
1/9	* Northwestern	W	70-60
1/13	* Indiana	L	66-77
1/15	Illinois	L	66-77
1/19	Northwestern	L	50-63
1/22	* Michigan State	W	75-71
1/26	Purdue	L	68-73
2/2	* Penn State	W	81-64
2/5	Indiana	L	51-79
2/9	* Minnesota	L	78-86
2/13	Penn State	L	65-71
2/16	* Ohio State	L	66-72

YEAR-BY-YEAR SCORES

2/19	Wisconsin	L	56-64
2/23	* Michigan	W	75-56
3/2	Michigan State	L	79-93

Big Ten Tournament

3/7	Purdue (n)	W	87-72
3/8	Wisconsin (n)	W	58-56
3/9	Indiana (n)	W	62-60
3/10	Ohio State (n)	L	64-81

National Invitation Tournament

3/13	* Louisiana State	L	61-63
------	-------------------	---	-------

2002-03 (17-14, 7-9 Big Ten/T8th)

Pos.	#	Starters	Ppg
F	4	Glen Worley (Jr.)	10.9
F	44	Greg Brunner (Fr.)	7.5
C	5	Jared Reiner (Jr.)	9.7
G	1	Chauncey Leslie (Sr.)	15.8
G	2	Jeff Horner (Fr.)	8.2

Reserves

F	53	Sean Sonderleiter (Jr.)	8.5
G	11	Brody Boyd (Jr.)	9.7

11/24	* Florida Atlantic	W	79-52
11/26	Drake	W	50-49
11/30	* Tennessee State	W	84-51
12/2	Florida State	L	67-80

Gazette Hawkeye Challenge

12/6	* Montana State	W	65-44
12/7	* Southern Mississippi	W	65-63

12/10	* Northern Iowa	W	63-54
12/13	* Iowa State	L	69-73
12/22	* Liberty	W	87-49
12/28	Tulsa	W	73-67
1/4	* Missouri	L	82-88
1/8	Northwestern	W	68-63
1/11	* Michigan State	W	68-64
1/15	* Illinois	W	68-61
1/22	Wisconsin	L	61-74
1/25	* Ohio State	L	72-83
2/1	* Purdue#	L	77-80
2/5	Penn State	W	75-55
2/8	Michigan	L	62-70
2/12	Minnesota	L	64-77
2/15	* Penn State	W	84-71
2/19	* Indiana	L	63-79
2/22	* Wisconsin	L	53-61
2/25	Ohio State	W	71-64
3/1	Indiana#	L	88-91
3/5	Michigan State	L	54-82
3/8	* Northwestern	W	77-61

Big Ten Tournament

3/13	Ohio State (n)	L	64-66
------	----------------	---	-------

National Invitation Tournament

3/17	* Valparaiso	W	62-60
3/21	Iowa State	W	54-53
3/24	* Georgia Tech	L	78-79

2003-04 (16-13, 9-7 Big Ten/4th)

Pos.	#	Starters	Ppg.
F	4	Glen Worley (Sr.)	8.1
F	44	Greg Brunner (So.)	10.9
G	2	Jeff Horner (So.)	13.0
G	3	Pierre Pierce (Jr.)	16.1
G	11	Brody Boyd (Sr.)	11.1

Reserves

C	5	Jared Reiner (Sr.)	10.5
G	30	Kurt Spurgeon (Sr.)	0.9
C	34	Erek Hansen (So.)	2.1

11/23	* UNC-Asheville	W	107-80
11/25	* Drake	W	74-56
11/29	Louisville# (n)	W	70-69
12/2	* Wisc.-Green Bay	W	82-56

Gazette Hawkeye Challenge

12/5	* Eastern Washington	W	70-54
12/6	* Northern Illinois	W	65-57

12/9	Northern Iowa	L	66-77
12/22	Texas Tech (n)	L	59-65
12/30	* Eastern Illinois	W	71-62
1/3	Missouri	L	56-76
1/7	* Purdue	W	71-61
1/10	* Northwestern	L	68-77
1/13	Minnesota	W	83-68
1/17	Illinois	L	82-88
1/21	Iowa State	L	76-84
1/24	* Ohio State	W	79-65
1/28	Michigan	L	84-90
1/31	* Penn State	W	77-58
2/4	Michigan State	L	72-89
2/7	Indiana#	W	84-82
2/11	* Wisconsin	L	52-54
2/14	* Michigan	W	69-61
2/18	Ohio State	W	78-67
2/25	* Illinois	L	59-78
2/28	* Minnesota	W	66-62
3/3	Northwestern	L	49-51
3/6	Purdue	W	63-62

Big Ten Tournament

3/12	Michigan (n)	L	70-79
------	--------------	---	-------

National Invitation Tournament

3/17	at Saint Louis	L	69-70
------	----------------	---	-------

2004-05 (21-12, 7-9 Big Ten/7th)

Pos.	#	Starters	Ppg.
F	44	Greg Brunner (Jr.)	14.7
C	34	Erek Hansen (Jr.)	4.8
G	1	Adam Haluska (So.)	14.2
G	2	Jeff Horner (Jr.)	14.0
G	35	Mike Henderson (So.)	4.9

Reserves

F	23	Doug Thomas	4.6
G	25	Carlton Reed	2.6
F	5	Alex Thompson	1.6

11/19	* Western Illinois	W	85-62
-------	--------------------	---	-------

EA Sports Maui Invitational

11/22	Louisville	W	76-71
11/23	Texas	W	82-80
11/24	North Carolina	L	92-106
11/30	Drake	W	91-75

Gazette Hawkeye Challenge

12/3	* Centenary	W	88-53
12/4	* UNC Greensboro	W	83-58

12/7	* Northern Iowa	W	76-73
12/10	* Iowa State	W	70-63
12/18	* Western Carolina	W	88-75
12/21	Texas Tech (n)	W	83-53
12/28	* Air Force	W	73-63
12/31	* Saint Louis	W	67-58
1/5	* Michigan	L	63-65
1/8	Ohio State	L	69-81
1/15	* Minnesota	W	66-60
1/20	Illinois#	L	68-73
1/22	* Purdue	W	71-57
1/26	Northwestern#	L	74-75
1/29	* Indiana	W	72-57
2/5	* Michigan State	L	64-75
2/9	Wisconsin	L	69-72
2/12	* Northwestern	W	64-54
2/16	Purdue	L	63-66
2/19	* Illinois	L	65-75
2/23	Minnesota	L	57-65
2/26	Penn State	W	78-56
3/2	* Ohio State	W	74-72
3/5	Michigan#	W	74-72

Big Ten Tournament

3/10	Purdue (n)	W	71-52
3/11	Michigan State (n)	W	71-69
3/12	Wisconsin (n)	L	56-59

NCAA Tournament (Indianapolis, IN)

3/17	Cincinnati	L	64-76
------	------------	---	-------

2005-06 (25-9, 11-5 Big Ten/T2nd)

Pos.	#	Starters	Ppg.
F	44	Greg Brunner (Sr.)	14.1
C	34	Erek Hansen (Sr.)	6.7
G	1	Adam Haluska (Jr.)	13.9
G	2	Jeff Horner (Sr.)	13.6
G	35	Mike Henderson (Jr.)	7.6

Reserves

C	23	Doug Thomas (Sr.)	4.6
G	11	Tony Freeman (Fr.)	3.4
F	5	Alex Thompson (Fr.)	2.0

Guardians Classic

11/14	* MD-Eastern Shore	W	86-41
11/15	* Colgate	W	73-51
11/21	Kentucky (n)	W	67-63
11/22	Texas (n)	L	59-68
11/26	* Texas-San Antonio	W	79-46
11/30	* North Carolina State	W	45-42

Hawkeye Challenge

12/2	* Fairfield	W	75-59
12/3	* Valparaiso	W	72-59

12/6	Northern Iowa#	L	63-67
12/9	Iowa State	L	60-72
12/17	* Arizona State	W	62-43
12/20	* Drake	W	65-60
12/22	* Robert Morris	W	73-51
12/30	Saint Louis	W	60-50
1/5	Wisconsin	L	52-66
1/7	* Illinois	W	63-48
1/14	Penn State	W	80-76
1/18	* Minnesota###	W	76-72
1/21	Michigan State	L	55-85
1/24	* Indiana	W	73-60
1/28	* Ohio State	W	67-62
2/1	Purdue	W	77-68
2/4	* Michigan	W	94-66
2/8	Northwestern	L	48-51
2/11	Indiana	W	70-67
2/14	* Michigan State	W	66-54
2/18	Minnesota	L	61-74
2/25	Illinois	L	59-71
3/1	* Penn State	W	65-38
3/4	* Wisconsin	W	59-44

Big Ten Tournament

3/10	Minnesota (n)	W	67-57
3/11	Michigan State (n)	W	53-48
3/12	Ohio State (n)	W	67-60

NCAA Tournament (Auburn Hills, MI)

3/17	Northwestern State (n)	L	63-64
------	------------------------	---	-------

2006-07 (17-14, 9-7 Big Ten/T4th)

Pos.	#	Starters	Ppg.
F	34	Tyler Smith (Fr.)	14.9
F	44	Cyrus Tate (So.)	4.2
C	52	Kurt Looby (Jr.)	3.8
G	1	Adam Haluska (Sr.)	20.5
G	11	Tony Freeman (So.)	7.5

Reserves

G	35	Mike Henderson (Sr.)	5.8
C	53	Seth Gorney (Jr.)	5.5
G	24	Justin Johnson (Jr.)	5.4

11/13 * The Citadel W 75-53

Paradise Jam

11/17	Toledo (n)	W	78-65
11/19	Alabama (n)	L	60-72
11/20	Villanova (n)	L	60-89

 11/25 at Arizona State L 64-67
 11/29 at Virginia Tech L 65-69

Hawkeye Challenge

12/1	* Texas-Pan American	W	62-46
12/2	* Coppin State	W	83-67

12/5	* Northern Iowa	L	55-57
12/8	* Iowa State	W	77-59
12/16	Drake	L	59-75
12/20	* Georgia State	W	101-59
12/23	* Texas Southern	W	90-63
12/30	* Cornell	W	65-50
1/4	* Michigan State	W	62-60
1/10	Illinois	L	70-74
1/13	* Minnesota	W	60-49
1/16	Indiana	L	64-71
1/20	Ohio State	L	63-82
1/24	* Penn State	W	79-63
1/28	* Wisconsin	L	46-57
1/31	Michigan	W	69-62
2/3	* Indiana	W	81-75
2/7	Minnesota	W	91-78
2/10	Wisconsin	L	62-74
2/15	* Northwestern	W	66-58
2/17	Michigan State	L	49-81
2/21	* Purdue	W	78-59
2/28	Penn State	L	72-74
3/3	* Illinois	W	60-53

Big Ten Tournament

3/9 Purdue (n) L 55-74

Coach Todd Lickliter
2007-08 (13-19, 6-12 Big Ten/8th)

Pos.	#	Starters	Ppg.
F	44	Cyrus Tate (Jr.)	8.3
F	53	Seth Gorney (Sr.)	4.3
G	11	Tony Freeman (Jr.)	13.8
G	24	Justin Johnson (Sr.)	11.8
G	32	Jake Kelly (Fr.)	7.3

Reserves

G	30	Jeff Peterson (Fr.)	5.2
F	52	Kurt Looby (Sr.)	3.2

 11/9 * Idaho State W 58-43
 11/14 * Northern Colorado W 59-47

South Padre Island Invitational

11/18	* Florida Gulf Coast	W	62-49
11/20	* Maryland-Eastern Shore	W	65-48
11/23	Bradley (n)	L	56-67
11/24	Utah State (n)	L	62-75

11/26 * Wake Forest L 47-56

Hawkeye Challenge

11/30	* Louisiana-Monroe	L	67-72
12/1	* Eastern Illinois	W	57-45

12/5	Northern Iowa	W	62-55
12/8	Iowa State	L	47-56
12/14	* Drake	L	51-56
12/29	* Southeastern Louisiana	W	57-50
1/2	* Indiana	L	76-79
1/5	Wisconsin	L	51-64
1/9	Ohio State	L	48-79
1/12	* Michigan State	W	43-36
1/16	* Purdue	L	62-67
1/19	Michigan	W	68-60
1/23	Indiana	L	43-65
1/26	* Penn State	W	64-49
1/30	Purdue	L	50-51
2/2	* Ohio State	W	53-48
2/6	* Wisconsin	L	54-60
2/9	Minnesota	L	50-63
2/14	* Michigan	L	52-60
2/19	* Northwestern	W	53-51
2/23	Michigan State	L	52-66
2/27	Penn State	L	64-65
3/1	* Illinois	L	47-58
3/4	Northwestern	W	67-62

Big Ten Tournament

3/13 Michigan (n) L 47-55

2008-09 (15-17, 5-13 Big Ten/10th)

Pos.	#	Starters	Ppg.
F	44	Cyrus Tate (Sr.)	7.0
F	24	Aaron Fuller (Fr.)	4.0
G	5	Matt Gatens (Fr.)	10.8
G	30	Jeff Peterson (So.)	10.6
G	32	Jake Kelly (So.)	11.6

Reserves

F	50	Jared Cole (So.)	3.2
G	1	Anthony Tucker (Fr.)	10.4
G	15	Devan Bawinkel (Jr.)	4.8

 11/15 * Charleston Southern W 68-48
 11/17 * Texas-San Antonio W 73-67
 11/20 The Citadel W 70-48

Las Vegas Invitational

11/23	* Oakland	W	66-57
11/25	* Southeast MO State	W	75-41
11/28	West Virginia (n)	L	68-87
11/29	Kansas State (n)	W	65-63

12/2	Boston College	L	55-57
12/5	* Bryant University	W	61-36
12/9	* Northern Iowa	W	65-46
12/12	* Iowa State	W	73-57
12/20	Drake	L	43-60
12/27	* Western Illinois	W	58-43
12/31	Ohio State	L	65-68
1/3	* Indiana	W	65-60
1/8	* Minnesota	L	49-52
1/11	Michigan	L	49-64
1/18	Purdue	L	53-75
1/21	* Wisconsin#	W	73-69
1/24	Penn State	L	59-63
1/29	* Michigan State	L	56-71
2/1	Illinois	L	54-62
2/4	Indiana	L	60-68
2/7	* Northwestern	W	56-51
2/11	Wisconsin	L	52-69
2/14	* Purdue	L	45-49
2/22	* Michigan#	W	70-60
2/25	Michigan State	L	54-62
2/28	Northwestern	L	49-55
3/3	* Ohio State	L	58-60
3/7	* Penn State##	W	75-67

Big Ten Tournament

3/12 Michigan (n) L 45-73

2009-10 (10-21, 4-14 Big Ten/9th)

Pos.	#	Starters	Ppg.
F	24	Aaron Fuller (So.)	9.7
F	25	Eric May (Fr.)	9.0
C	50	Jarryd Cole (Jr.)	8.1
G	5	Matt Gatens (So.)	12.3
G	3	Cully Payne (Fr.)	8.7

Reserves

F	44	Brennan Cougill (Fr.)	4.0
G	34	John Lickliter (Fr.-RS)	1.9
G	15	Devan Bawinkel (Sr.)	3.1

 11/15 * Texas-San Antonio L 50-62
 11/17 * Duquesne L 50-52
 11/20 * Bowling Green W 68-46

CBE Classic

 11/23 #3 Texas (n) L 60-85
 11/24 Wichita State (n) L 57-74

11/28	* NC Central	W	73-63
12/1	* Virginia Tech	L	64-70
12/5	* Prairie View A&M	W	80-51
12/8	Northwestern Iowa	L	50-67
12/11	Iowa State	L	71-81
12/19	* Drake	W	71-67
12/21	* South Carolina State	W	82-69
12/29	* #4 Purdue	L	58-67
1/2	* Minnesota	L	74-86
1/5	Illinois	L	42-59
1/9	* #10 Michigan State	L	53-71
1/12	* Tennessee State	W	67-62
1/16	* Penn State	W	67-64
1/20	* #6 Michigan State	L	63-70
1/24	Indiana	W	58-43
1/27	* #20 Ohio State	L	57-65
1/30	Michigan	L	46-60
2/3	* Illinois	L	49-57
2/7	* #13 Ohio State	L	58-68
2/10	* Northwestern	W	78-65
2/13	* #6 Purdue	L	40-63
2/16	* Michigan#	L	78-80
2/25	Northwestern	L	57-74
2/28	* Indiana	W	73-57
3/3	* #15 Wisconsin	L	40-67
3/7	Minnesota	L	53-88

Big Ten Tournament

3/11 Michigan (n) L 52-59

Coach Fran McCaffery
2010-11 (11-20, 4-14 Big Ten/10th)

Pos.	#	Starters	Ppg.
C	50	Jarryd Cole (Sr.)	8.0
F	1	Melsahn Basabe (Fr.)	11.0
G	4	Roy Devyn Marble (Fr.)	5.7
G	5	Matt Gatens (Jr.)	12.6
G	24	Bryce Cartwright (Jr.)	10.9

Reserves

F	25	Eric May (So.)	7.8
F	15	Zach McCabe (Fr.)	5.8
F	20	Andrew Brommer (Jr.)	3.1

 11/14 * South Dakota State L 69-79
 11/16 * Louisiana-Monroe W 68-40

Paradise Jam

11/19	Xavier (n)	L	73-86
11/20	Alabama (n)	W	55-47
11/22	Long Beach State (n)	L	72-78

11/26	* SIU-Edwardsville	W	111-50
11/30	Wake Forest	L	73-76
12/4	* Idaho State	W	70-53
12/7	* Northern Iowa	W	51-39
12/10	* Iowa State	L	72-75
12/18	Drake	W	59-52
12/21	* Louisiana Tech	W	77-58
12/29	* #23 Illinois	L	77-87
1/4	* #2 Ohio State	L	68-73
1/9	* #10 Purdue	L	52-75
1/12	* Northwestern	L	71-90
1/16	* #25 Minnesota	L	59-69
1/19	* #1 Ohio State	L	48-70
1/23	* Indiana	W	91-77

YEAR-BY-YEAR SCORES

1/26	Penn State	L	51-65
1/30	Michigan	L	73-87
2/2	* Michigan State	W	72-52
2/5	Indiana	W	64-63
2/9	* #13 Wisconsin#	L	59-62
2/13	* #25 Minnesota	L	45-62
2/17	Northwestern	L	70-73
2/19	* Michigan#	L	72-75
2/26	Illinois	L	68-81
3/2	Michigan State	L	66-85
3/5	* #6 Purdue	W	67-65

Big Ten Tournament
3/10 Michigan State (n) L 61-66

2011-12 (18-17, 8-10 Big Ten/7th)

Pos.	#	Starters	Ppg.
C	30	Aaron White (Fr.)	11.1
F	15	Zach McCabe (So.)	7.8
G	4	Roy Devyn Marble (So.)	11.5
G	5	Matt Gatens (Sr.)	15.2
G	24	Bryce Cartwright (Sr.)	6.0

Reserves

F	1	Melsahn Basabe (So.)	8.2
G	2	Josh Oglesby (So.)	6.4
F	25	Eric May (Jr.)	4.3

11/11	* Chicago State	W	96-53
11/14	* North Carolina A&T	W	95-79
11/17	* Northern Illinois	W	88-55

Dale Howard Classic
11/20 Creighton (n) L 59-82

11/23	* Campbell	L	61-77
11/26	* IPFW	W	82-72
11/29	* Clemson	L	55-71
12/3	* Brown	W	75-54
12/6	Northern Iowa	L	60-80
12/9	Iowa State	L	76-86
12/17	* Drake	W	82-68
12/19	* Central Arkansas	W	105-64
12/22	* Boise State	W	81-72
12/28	* Purdue	L	76-79
12/31	#11 Wisconsin	W	72-65
1/4	Minnesota	W	64-62
1/7	* #6 Ohio State	L	47-76
1/10	#6 Michigan State	L	61-95
1/14	* #13 Michigan	W	75-59
1/17	Purdue	L	68-75
1/26	* Nebraska	L	73-79
1/29	#16 Indiana	L	89-103
2/1	* Minnesota	W	63-59
2/4	* Penn State	W	77-64
2/9	Northwestern	L	64-83
2/16	Penn State	L	64-69
2/19	* #18 Indiana	W	78-66
2/23	* #15 Wisconsin	W	67-66
2/26	Illinois	L	54-65
2/29	Nebraska	W	62-53
3/3	* Northwestern	L	66-70

Big Ten Tournament
3/8 Illinois (n) W 64-61
3/9 Michigan State (n) L 75-92

National Invitation Tournament
3/13 * Dayton W 84-75
3/18 Oregon L 97-108

* -- Home Game
-- Overtime(s)
+ -- Awarded Forfeit



All-College Tournament, Oklahoma City, OK
1987-88

Illinois State	L	88-89
Oral Roberts	W	126-94

Anteater Classic, Irvine, CA
1986-87

Portland	W	84-65
UC-Irvine	W	105-103

Big Ten Postseason Tournament
1997-98, Chicago, IL (5th seed)

Michigan	L	66-77
----------	---	-------

1998-99, Chicago, IL (5th seed)

Wisconsin	L	60-74
-----------	---	-------

1999-00, Chicago, IL (7th seed)

Minnesota	W	81-78
Michigan State	L	65-75

2000-01, Chicago, IL (6th seed)

Northwestern	W	72-55
Ohio State	W	75-66
Penn State	W	94-74
Indiana	W	63-61

2001-02, Indianapolis, IN (9th seed)

Purdue	W	87-72
Wisconsin	W	58-56
Indiana	W	62-60
Ohio State	L	64-81

2002-03, Chicago, IL (9th seed)

Ohio State	L	64-66
------------	---	-------

2003-04, Indianapolis, IN (4th seed)

Michigan	L	70-79
----------	---	-------

2004-05, Chicago, IL (7th seed)

Purdue	W	71-52
Michigan State	W	71-69
Wisconsin	L	56-59

2005-06, Indianapolis, IN (2nd seed)

Minnesota	W	67-57
Michigan State	W	53-48
Ohio State	W	67-60

2006-07, Chicago, IL (4th seed)

Purdue	L	55-74
--------	---	-------

2007-08, Indianapolis, IN (8th seed)

Michigan	L	47-55
----------	---	-------

2008-09, Indianapolis, IN (10th seed)

Michigan	L	45-73
----------	---	-------

2009-10, Indianapolis, IN (9th seed)

Michigan	L	52-59
----------	---	-------

2010-11, Indianapolis, IN (10th seed)

Michigan State	L	61-66
----------------	---	-------

2011-12, Indianapolis, IN (8th seed)

Illinois	W	64-61
Michigan State	L	75-92

Cabrillo Classic, San Diego, CA
1978-79

Pennsylvania	W	87-84 (2 OT)
Stanford	W	83-68

Chaminade Classic, Chaminade, HI
1988-89

Eastern Illinois	W	89-71
St. Louis	W	83-80
UC-Riverside	L	92-110

Dale Howard Classic
2011-12, Iowa City, IA

Chicago State	W	96-53
North Carolina A&T	W	95-79
Campbell	L	61-77

2011-12, Des Moines, IA

Creighton	L	59-82
-----------	---	-------

Dayton Classic, Dayton, OH
1979-80

Mississippi State	W	81-62
Dayton	W	61-54

Dixie Classic, Chapel Hill, NC
1956-57

North Carolina State	L	70-84
DePaul	L	72-73 (OT)
West Virginia	W	79-76

Far West Classic, Pullman, WA
1958-59

Wyoming	W	82-74
Oregon State	L	71-72

1962-63

Arizona	W	57-56
Oregon	W	62-48
Oregon State	L	57-64

1963-64

Colorado State	L	56-61
Louisiana State	L	81-92
Washington State	W	74-66

1974-75

Oregon State	L	60-97
Wake Forest	L	71-92
Boston College	L	81-86

TOURNAMENT HISTORY

1985-86

Tampa	W	54-45
Boston University	W	76-71
St. Joseph's	L	56-60

Fiesta Classic, Tempe, AZ

1980-81

Cincinnati	W	69-64
Arizona State	L	88-96

Great Alaska Shootout, Anchorage, AK

1986-87

Alaska-Anchorage	W	91-81
North Carolina State	W	90-89 (OT)
Northeastern	W	103-80

1995-96

Ohio University	W	78-51
Connecticut	W	101-95 (OT)
Duke	L	81-88

Guardians (CBE) Classic

2001-02, Iowa City, IA

Maryland-Eastern Shore	W	89-59
Boston University	W	90-61

2001-02, Kansas City, MO

Memphis	W	75-71
Missouri	L	77-78

2005-06, Iowa City, IA

Maryland-Eastern Shore	W	86-41
Colgate	W	73-51

2005-06, Kansas City, MO

Kentucky	W	67-63
Texas	L	59-68

2009-10, Iowa City, IA

Texas-San Antonio	L	50-62
Duquesne	L	50-52

2009-10, Kansas City, MO

Texas	L	60-85
Wichita State	L	57-74

Hawkeye Invitational, Iowa City, IA

1982-83

Navy	W	76-65
Hawaii	W	99-67

1983-84

Baylor	W	67-44
Oregon State	W	56-45

1984-85

Boston University	W	67-53
Texas Tech	W	58-48

1985-86

Arkansas State	L	62-66
Lehigh	W	89-68

1986-87

Delaware	W	95-47
Loyola-Marymount	W	103-80

1987-88

Navy	W	91-61
UC-Irvine	W	124-88

1988-89

Brown	W	109-61
Georgia	W	102-76

1989-90

Ohio University	W	75-49
Cal-Santa Barbara	W	85-79

1990-91

Colgate	W	80-59
Creighton	W	83-77

1991-92

Army	W	74-39
Louisiana Tech	W	84-65

1992-93

Texas-Pan American	W	85-29
Mississippi State	W	69-54

1993-94

Lehigh	W	104-77
Long Beach State	W	101-79

1994-95

Pepperdine	W	99-63
Ohio University	W	91-75

1995-96

East Tennessee State	W	104-58
Colgate	W	79-59

1996-97

Grambling State	W	93-73
LaSalle	W	65-60

1997-98

Rice	W	81-52
Weber State	W	81-56

1998-99

South Alabama	W	82-58
Detroit Mercy	W	61-60

1999-00

Texas Southern	W	73-51
Ohio University	W	86-66

2000-01

Tenn.-Chattanooga	W	79-60
Tulsa	W	66-65

2001-02

Alabama State	W	73-64
Southern Methodist	W	86-69

2002-03

Montana State	W	65-44
Southern Mississippi	W	65-63

2003-04

Eastern Washington	W	70-54
Northern Illinois	W	65-57

2004-05

Centenary	W	88-53
UNC Greensboro	W	83-58

2005-06

Fairfield	W	75-59
Valparaiso	W	72-59

2006-07

Texas-Pan American	W	62-46
Coppin State	W	83-67

2007-08

Louisiana-Monroe	L	67-72 (OT)
Eastern Illinois	W	57-45

Holiday Festival, New York, NY
1959-60

St. John's	W	91-84
NYU	W	80-75
Cincinnati	L	83-96

IKON Coaches vs. Cancer Classic, New York City, NY
1999-00

Connecticut	W	70-68
Stanford	L	58-72

Kentucky Invitational, Lexington, KY
1962-63

Kentucky	L	69-94
Oregon State	L	55-61

Kettle Classic, Houston, TX
1981-82

Clemson	W	80-68
Houston	L	52-62

Las Vegas Invitational, Las Vegas, NV
2008-09, Iowa City, IA

Oakland University	W	66-57
Southeast Missouri State	W	75-41

2008-09, Las Vegas, NV

West Virginia	L	68-87
Kansas State	W	65-63

Lobo Classic, Albuquerque, NM
1976-77

New Mexico	L	83-96
Pittsburgh	W	103-80

Los Angeles Classic, Los Angeles, CA
1960-61

California	W	83-80 (4 OTs)
USC	W	70-62
UCLA	W	71-65

1964-65

USC	W	71-65
Utah	L	88-92
Minnesota	W	76-74

1967-68

Tennessee	W	64-59 (OT)
Wyoming	L	87-94 (2 OT)
St. Louis	W	80-77 (OT)

Maui Invitational, Maui, HI
1987-88

Stanford	W	78-75
Kansas	W	100-81
Villanova	W	97-74

1996-97

California	L	59-75
Louisiana State	L	60-70
Chaminade	W	67-37

2004-05

Louisville	W	76-71
Texas	W	82-80
North Carolina	L	92-106

National Invitation Tournament, Preseason
1990-91

Temple (Iowa City, IA)	W	73-71
Notre Dame (South Bend, IN)	L	68-77

TOURNAMENT HISTORY

National Invitation Tournament, Postseason

1994-95

DePaul (Moline, IL)	W	96-87
Ohio University (Iowa City, IA)	W	66-62
Penn State (Iowa City, IA)	L	64-67

1997-98

Georgia (Iowa City, IA)	L	93-100
-------------------------	---	--------

2001-02

Louisiana State (Iowa City, IA)	L	61-63
---------------------------------	---	-------

2002-03

Valparaiso (Iowa City, IA)	W	62-60
Iowa State (Ames, IA)	W	54-53
Georgia Tech (Iowa City, IA)	L	78-79

2003-04

Saint Louis (St. Charles, MO)	L	69-70
-------------------------------	---	-------

2011-12

Dayton (Iowa City, IA)	W	84-75
Oregon (Eugene, OR)	L	97-108

NCAA Tournament

1954-55, Mideast Region, Evanston, IL

Penn State	W	82-53
Marquette	W	86-81

Final Four, Kansas City, MO

LaSalle	L	73-76
Colorado	L	54-75

1955-56, Mideast Region, Iowa City, IA

Morehead State	W	97-83
Kentucky	W	89-77

Final Four, Evanston, IL

Temple	W	83-76
San Francisco	L	71-83

1969-70, Mideast Region, Columbus, OH

Jacksonville	L	103-104
Notre Dame	W	121-106

1978-79, Mideast Region, Bloomington, IN (#4 Seed)

Toledo	L	72-74
--------	---	-------

1979-80, East Region, Greensboro, NC (#5 Seed)

VA Commonwealth	W	86-72
N.C. State	W	77-64

Philadelphia, PA

Syracuse	W	88-77
Georgetown	W	81-80

Final Four, Indianapolis, IN

Louisville	L	72-80
Purdue	L	58-75

1980-81, Midwest Region, Wichita, KS (#3 Seed)

Wichita State	L	56-60
---------------	---	-------

1981-82, West Region, Pullman, WA (#6 Seed)

Northeast Louisiana	W	70-63
Idaho	L	67-69 (OT)

1982-83, Midwest Region, Louisville, KY (#7 Seed)

Utah State	W	64-59
Missouri	W	77-63

Kansas City, MO

Villanova	L	54-55
-----------	---	-------

1984-85, West Region, Salt Lake City, UT (#8 Seed)

Arkansas	L	54-63
----------	---	-------

1985-86, Midwest Region, Minneapolis, MN (#11 Seed)

North Carolina State	L	64-66
----------------------	---	-------

1986-87, West Region, Tucson, AZ (#2 Seed)

Santa Clara	W	99-76
Texas-El Paso	W	84-82

Seattle, WA

Oklahoma	W	93-91
Nevada-Las Vegas	L	81-84

1987-88, West Region, Los Angeles, CA (#5 Seed)

Florida State	W	102-98
Nevada-Las Vegas	W	104-86

Seattle, WA

Arizona	L	79-99
---------	---	-------

1988-89, East Region, Providence, RI (#4 Seed)

Rutgers	W	87-83
North Carolina State	L	96-102 (2 OT)

1990-91, Midwest Region, Minneapolis, MN (#7 Seed)

East Tennessee State	W	76-73
Duke	L	70-85

1991-92, East Region, Greensboro, NC (#9 Seed)

Texas	W	98-92
Duke	L	62-75

1992-93, Southeast Region, Nashville, TN (#4 Seed)

Northeast Louisiana	W	82-69
Wake Forest	L	78-84

1995-96, West Region, Tempe, AZ (#6 Seed)

George Washington	W	81-79
Arizona	L	73-87

1996-97, West Region, Salt Lake City, UT (#8 Seed)

Virginia	W	73-60
Kentucky	L	69-75

1998-99, West Region, Denver, CO (#5 Seed)

Alabama-Birmingham	W	77-64
Arkansas	W	82-72

Phoenix, AZ

Connecticut	L	68-78
-------------	---	-------

2000-01, East Region, Long Island, NY (#7 Seed)

Creighton	W	69-56
Kentucky	L	79-92

2004-05, Austin Region, Indianapolis, IN (#10 seed)

Cincinnati	L	64-76
------------	---	-------

2005-06, Atlanta Region, Auburn Hills, MI (#3 seed)

Northwestern State	L	63-64
--------------------	---	-------

Paradise Jam, St. Thomas, Virgin Islands
2006-07

Toledo	W	78-65
Alabama	L	60-72
Villanova	L	60-89

2010-11

Xavier	L	73-86
Alabama	W	55-47
Long Beach State	L	72-78

Quaker City Tournament, Philadelphia, PA
1961-62

Penn State	W	67-48
Pennsylvania	W	72-64
Villanova	L	56-69

Queen City Tournament, Buffalo, NY
1957-58

Cornell (NY)	W	73-68
Syracuse	W	58-52

Rainbow Classic, Honolulu, HI
1969-70

St. John's (NY)	L	55-57
Hawaii	W	111-60

1975-76

Holy Cross	W	98-75
Arizona	W	82-80
USC	L	73-81

1984-85

Maryland	L	68-70 (OT)
Cornell (NY)	W	59-56 (OT)
Arkansas	W	71-52

1994-95

Duke	W	81-71
Hawaii	W	84-82
Arkansas	L	92-101

2000-01

Detroit	W	69-68
Tennessee	L	68-80
St. Louis	W	68-56

Rebel Roundup, Las Vegas, NV
1977-78

Tennessee	W	92-86
Nevada-Las Vegas	L	84-85

Rochester Classic, Rochester, NY
1982-83

James Madison	W	47-45
Seton Hall	W	85-63

San Juan Christmas Shootout, San Juan, Puerto Rico
1997-98

Puerto Rico-Mayaguez	W	96-37
Southern Mississippi	W	82-58
St. Bonaventure	W	81-67

San Juan Thanksgiving Shootout, San Juan, Puerto Rico
1992-93

American University	W	101-47
Eastern Michigan	W	103-66
Southern Illinois	W	90-70

South Padre Island Invitational
2007-08, Iowa City, IA

Florida Gulf Coast	W	62-49
Maryland Eastern Shore	W	65-48

2007-08, South Padre Island, TX

Bradley	L	56-67
Utah State	L	62-75

Sugar Bowl Tournament, New Orleans, LA
1968-69

Houston	W	95-87
Duke	L	82-85

Sun Bowl Tournament, El Paso, TX
1965-66

Arkansas	W	77-75
Texas-El Paso	L	68-86

Tampa Tribune Holiday Invitational, Tampa, FL
1991-92

Butler	W	114-92
South Florida	L	78-85

Winston Tire Classic, Los Angeles, CA
1983-84

USC	W	62-61
Memphis State	W	73-66

YEAR-BY-YEAR STATISTICS

Year	Pts.-Avg.	FG-A	PCT	3-PT. FG	PCT	FT-A	PCT	REB-AVG	PF	AS	TO	BS	ST
2011-12 Opponents	2555-73.0 2537-72.5	902-1984 910-1993	.455 .457	201-539 244-707	.373 .345	550-763 473-648	.721 .730	1205-34.4 1193-34.1	590 651	521 515	433 473	119 111	262 193
2010-11 Opponents	2084-67.2 2110-68.1	766-1743 768-1749	.439 .439	146-465 212-639	.314 .332	406-601 362-489	.676 .740	1985-35.0 1045-33.7	512 551	423 466	447 445	89 106	208 215
2009-10 Opponents	1937-60.5 2112-66.0	675-1629 778-1696	.414 .459	239-753 196-574	.317 .341	348-503 360-505	.692 .713	1023-32.0 1019-31.8	507 524	394 439	440 349	64 109	134 214
2008-09 Opponents	1927-60.2 1908-59.6	650-1469 682-1570	.442 .434	258-709 199-563	.364 .353	369-496 345-503	.744 .686	928-29.0 943-29.5	537 540	375 384	401 355	68 84	152 171
2007-08 Opponents	1794-56.1 1857-58.0	616-1455 661-1635	.423 .404	222-640 196-591	.347 .332	340-524 339-496	.649 .683	1039-32.5 974-30.4	534 555	393 400	504 368	101 76	140 242
2006-07 Opponents	2121-68.4 2035-65.6	739-1684 737-1673	.439 .441	195-540 204-573	.361 .356	448-602 357-552	.744 .647	1027-33.1 1057-34.1	562 573	451 432	417 468	102 100	211 187
2005-06 Opponents	2254-66.3 2003-58.9	781-1811 732-1924	.431 .380	191-570 210-661	.335 .318	501-706 329-507	.710 .649	1285-37.8 1168-34.4	517 646	502 429	506 499	167 102	225 257
2004-05 Opponents	2407-72.9 2221-67.3	841-1831 791-1886	.459 .419	210-558 209-599	.376 .349	515-745 430-646	.691 .666	1198-36.3 1153-34.9	618 648	501 462	476 497	174 106	247 228
2003-04 Opponents	2071-71.4 1998-68.9	708-1538 699-1720	.460 .406	164-449 203-606	.365 .335	491-731 491-731	.672 .672	1099-37.9 993-34.2	541 632	440 447	472 396	132 97	208 212
2002-03 Opponents	2141-69.1 2060-66.5	746-1656 754-1785	.450 .422	146-503 207-644	.290 .321	503-703 345-506	.716 .682	1115-36.0 1016-32.8	553 632	447 451	471 421	127 117	207 229
2001-02 Opponents	2541-72.6 2384-68.1	872-1910 808-1913	.457 .422	208-552 234-693	.377 .338	589-850 534-751	.693 .711	1295-37.0 1105-31.6	701 733	508 468	540 512	120 114	253 252
2000-01 Opponents	2593-74.1 2469-70.5	815-1895 832-1912	.430 .435	210-573 223-658	.366 .339	753-1068 582-844	.705 .690	1351-38.6 1118-31.9	783 846	474 497	520 486	83 143	191 222
1999-00 Opponent	2064-68.8 2149-71.6	700-1711 728-1618	.409 .450	187-540 164-492	.346 .333	477-706 529-763	.676 .693	1043-34.8 1112-37.1	678 642	388 445	424 473	55 99	206 200
1998-99 Opponent	2217-73.9 2099-70.0	741-1602 749-1658	.463 .452	188-504 218-579	.373 .377	547-780 383-561	.701 .683	1047-34.9 934-31.1	544 650	455 465	532 529	80 77	268 258
1997-98 Opponent	2486-80.2 2091-67.5	878-1828 776-1805	.480 .430	218-543 204-603	.401 .338	512-721 335-512	.710 .654	1186-38.3 1010-32.6	498 645	566 453	514 555	114 105	315 258
1996-97 Opponent	2314-72.3 2038-63.7	813-1711 747-1787	.475 .418	184-464 219-605	.397 .362	504-719 325-506	.701 .642	1231-38.5 917-28.7	498 629	469 453	499 447	130 114	241 255
1995-96 Opponent	2548-79.6 2172-67.9	898-1871 794-1881	.480 .422	195-585 214-661	.333 .324	557-777 370-579	.717 .639	1296-40.5 1006-31.4	571 669	567 476	525 539	84 94	284 229
1994-95 Opponent	2757-83.6 2460-74.6	935-2034 936-1961	.460 .477	274-743 203-595	.369 .341	613-865 385-571	.709 .674	1213-36.8 1148-34.8	587 707	555 571	492 653	95 129	365 233
1993-94 Opponent	2254-83.5 2207-81.7	781-1754 839-1750	.445 .479	164-510 203-524	.322 .387	528-807 326-469	.654 .695	1118-41.4 992-36.7	477 640	477 538	495 521	76 115	303 247
1992-93 Opponent	2507-78.3 2093-65.4	886-1876 795-1930	.472 .412	103-323 183-534	.319 .343	632-897 320-491	.705 .652	1370-42.8 1015-31.7	498 690	456 460	489 513	165 99	306 264
1991-92 Opponent	2433-81.1 2161-72.0	858-1795 826-1908	.478 .433	105-350 187-525	.300 .356	612-857 322-491	.714 .656	1159-38.6 1079-36.0	494 677	475 461	460 537	161 102	276 224
1990-91 Opponent	2457-76.8 2308-72.1	867-1811 862-1890	.479 .456	134-330 200-534	.406 .375	588-891 384-576	.660 .666	1169-36.5 1083-33.8	568 720	461 536	548 583	146 95	262 249
1989-90 Opponent	2112-75.4 2240-80.1	746-1629 834-1738	.458 .480	89-312 184-438	.285 .420	531-813 392-589	.653 .666	1112-39.7 969-34.6	572 662	407 548	508 447	120 88	227 241
1988-89 Opponent	2957-89.6 2681-81.2	1092-2112 1041-2177	.517 .478	126-357 201-502	.353 .400	647-919 398-595	.704 .669	1367-41.4 1050-31.8	608 749	574 584	519 523	93 103	274 263
1987-88 Opponent	3181-93.6 2769-81.4	1141-2160 1114-2229	.528 .500	188-453 189-478	.415 .395	711-996 352-538	.714 .654	1317-38.7 1080-31.8	621 793	600 611	514 588	48 99	329 209
1986-87 Opponent	3055-87.3 2604-74.4	1140-2194 1005-2265	.520 .444	147-382 192-501	.385 .383	628-929 402-598	.676 .672	1508-43.1 1104-31.5	636 803	581 565	522 521	97 100	229 231
1985-86 Opponent	2355-73.6 2102-65.7	955-1874 825-1792	.510 .460	---- ----	---- ----	445-646 452-641	.689 .705	1121-35.0 1022-31.9	637 588	551 447	476 543	78 78	271 219

Year	Pts.-Avg.	FG-A	PCT	3-PT. FG	PCT	FT-A	PCT	REB-AVG	PF	AS	TO	BS	ST
1984-85	2246-70.2	895-1856	.482	----	----	455-678	.671	1325-41.4	563	600	443	123	289
Opponent	1881-58.8	767-1826	.420	----	----	346-508	.681	1080-33.8	647	396	470	61	223
1983-84	1648-58.9	658-1425	.462	----	----	332-505	.657	959-34.3	475	389	407	104	202
Opponent	1605-57.3	650-1410	.465	----	----	305-445	.685	881-31.5	507	370	412	61	210
1982-83	2161-69.7	840-1775	.473	44-105	.419	437-649	.673	1121-36.2	524	497	354	152	210
Opponent	1939-62.5	782-1721	.454	35-92	.380	340-492	.691	1117-36.0	605	409	453	86	163
1981-82	1896-65.4	743-1568	.474	----	----	410-607	.675	1061-36.6	515	445	379	82	193
Opponent	1688-58.2	668-1525	.438	----	----	352-499	.705	965-33.3	566	319	426	80	160
1980-81	2095-74.8	829-1760	.471	----	----	437-607	.720	1153-41.2	526	457	397	45	200
Opponent	1802-64.4	733-1594	.460	----	----	336-514	.654	987-35.3	588	383	456	101	178
1979-80	2409-73.0	942-1922	.490	----	----	525-744	.706	1215-36.8	579	519	436	75	203
Opponent	2164-65.6	885-1885	.469	----	----	394-559	.705	1149-34.8	689	482	540	131	180
1978-79	2168-77.4	834-1760	.474	----	----	500-682	.733	1106-39.5	589	422	N/A	N/A	N/A
Opponent	1863-66.5	740-1672	.443	----	----	383-570	.672	1121-40.0	630	356	N/A	N/A	N/A
1977-78	2007-74.3	794-1718	.462	----	----	419-612	.685	1146-42.4	566	414	N/A	N/A	N/A
Opponent	1982-73.4	789-1712	.461	----	----	404-606	.667	1096-40.6	601	392	N/A	N/A	N/A
1976-77	2172-80.4	818-1864	.439	----	----	536-732	.732	1262-46.7	596	418	N/A	N/A	N/A
Opponent	2034-75.3	792-1841	.430	----	----	450-608	.740	1187-44.0	647	344	N/A	N/A	N/A
1975-76	2391-82.4	992-2017	.492	----	----	407-607	.670	1240-42.8	578	568	N/A	N/A	N/A
Opponent	2305-79.5	940-1938	.485	----	----	425-568	.748	1126-38.8	610	446	N/A	N/A	N/A
1974-75	1898-73.0	787-1854	.425	----	----	324-519	.624	1204-46.3	523	339	N/A	N/A	N/A
Opponent	2096-80.6	865-1869	.463	----	----	366-522	.701	1218-46.9	538	381	N/A	N/A	N/A
1973-74	1754-73.1	740-1653	.448	----	----	372-530	.631	999-41.7	531	N/A	N/A	N/A	N/A
Opponent	1948-81.2	788-1655	.476	----	----	372-530	.702	1099-45.8	476	N/A	N/A	N/A	N/A
1972-73	1860-77.5	773-1736	.445	----	----	314-476	.660	1186-49.4	466	N/A	N/A	N/A	N/A
Opponent	1730-72.1	699-1575	.417	----	----	332-474	.700	1057-44.0	462	N/A	N/A	N/A	N/A
1971-72	1936-80.7	766-1685	.455	----	----	404-576	.701	1162-48.4	503	N/A	N/A	N/A	N/A
Opponent	1920-80.0	721-1658	.435	----	----	478-684	.699	1072-44.7	442	N/A	N/A	N/A	N/A
1970-71	1948-81.2	760-1735	.438	----	----	428-573	.747	1063-44.3	502	N/A	N/A	N/A	N/A
Opponent	1987-82.8	754-1595	.473	----	----	479-696	.688	1115-46.5	432	N/A	N/A	N/A	N/A
1969-70	2467-98.7	959-1834	.523	----	----	549-704	.780	1102-44.1	482	N/A	N/A	N/A	N/A
Opponent	2176-87.0	860-1811	.474	----	----	456-633	.720	1056-42.4	522	N/A	N/A	N/A	N/A
1968-69	2025-84.4	726-1547	.470	----	----	573-743	.771	1058-44.1	467	N/A	N/A	N/A	N/A
Opponent	1918-79.9	747-1624	.460	----	----	424-620	.684	1006-41.2	529	N/A	N/A	N/A	N/A
1967-68	1879-75.1	691-1630	.423	----	----	497-689	.721	906-36.2	492	N/A	N/A	N/A	N/A
Opponent	1797-71.5	690-1636	.421	----	----	417-626	.666	956-38.2	519	N/A	N/A	N/A	N/A
1966-67	1956-81.5	726-1577	.460	----	----	504-683	.737	901-37.5	451	N/A	N/A	N/A	N/A
Opponent	1846-76.9	736-1611	.457	----	----	374-555	.674	876-36.5	513	N/A	N/A	N/A	N/A
1965-66	1980-82.5	762-1689	.451	----	----	456-644	.708	1044-43.5	505	N/A	N/A	N/A	N/A
Opponent	1790-74.6	672-1478	.455	----	----	446-644	.692	920-38.3	514	N/A	N/A	N/A	N/A
1964-65	2010-83.7	757-1675	.452	----	----	496-721	.688	911-38.0	528	N/A	N/A	N/A	N/A
Opponent	1797-74.8	685-1486	.467	----	----	427-661	.646	799-33.3	522	N/A	N/A	N/A	N/A
1963-64	1698-73.7	633-1677	.377	----	----	432-643	.672	922-40.1	521	N/A	N/A	N/A	N/A
Opponent	1858-80.7	704-1672	.421	----	----	450-669	.673	1025-44.6	528	N/A	N/A	N/A	N/A
1962-63	1577-65.7	591-1563	.378	----	----	395-599	.658	832-34.7	452	N/A	N/A	N/A	N/A
Opponent	1688-70.3	655-1514	.432	----	----	378-580	.651	1035-43.1	478	N/A	N/A	N/A	N/A
1961-62	1687-70.3	636-1553	.409	----	----	415-639	.649	919-38.3	476	N/A	N/A	N/A	N/A
Opponent	1619-67.4	591-1483	.389	----	----	437-629	.694	910-37.9	481	N/A	N/A	N/A	N/A
1960-61	1701-70.9	652-1523	.428	----	----	397-620	.640	978-40.8	413	N/A	N/A	N/A	N/A
Opponent	1552-64.6	593-1557	.380	----	----	366-533	.686	865-36.0	456	N/A	N/A	N/A	N/A
1959-60	1753-73.0	681-1644	.414	----	----	391-582	.671	957-39.9	454	N/A	N/A	N/A	N/A
Opponent	1704-71.0	554-1560	.355	----	----	396-559	.704	744-31.0	482	N/A	N/A	N/A	N/A

YEAR-BY-YEAR STATISTICS

Year	Pts.-Avg.	FG-A	PCT	3-PT. FG	PCT	FT-A	PCT	REB-AVG	PF	AS	TO	BS	ST
1958-59 Opponent	1521-76.1 1529-76.5	573-1510 598-1547	.379 .386	----- -----	----- -----	375-548 343-495	.684 .692	941-47.1 902-45.1	354 405	N/A N/A	N/A N/A	N/A N/A	N/A N/A
1957-58 Opponent	1622-73.7 1608-73.1	623-1619 629-1637	.385 .384	----- -----	----- -----	376-568 350-531	.662 .659	885-40.2 880-40.0	350 427	N/A N/A	N/A N/A	N/A N/A	N/A N/A
1956-57 Opponent	1532-69.6 1578-71.7	592-1622 587-1541	.365 .381	----- -----	----- -----	348-605 404-606	.575 .666	787-35.8 817-37.1	409 425	N/A N/A	N/A N/A	N/A N/A	N/A N/A
1955-56 Opponent	2020-77.7 1818-69.9	731-1903 679-1852	.384 .367	----- -----	----- -----	558-824 460-763	.684 .603	1196-54.4 1151-52.3	478 491	N/A N/A	N/A N/A	N/A N/A	N/A N/A
1954-55 Opponent	1776-80.7 1579-70.8	648-1662 537-1593	.389 .336	----- -----	----- -----	480-742 505-786	.646 .642	N/A N/A	460 454	N/A N/A	N/A N/A	N/A N/A	N/A N/A
1953-54 Opponent	1559-70.8 1415-64.3	538-1435 478-1411	.375 .338	----- -----	----- -----	483-768 459-723	.629 .635	N/A N/A	490 502	N/A N/A	N/A N/A	N/A N/A	N/A N/A
1952-53 Opponent	1535-69.8 1503-68.3	523-1602 548-1654	.325 .331	----- -----	----- -----	513-813 407-658	.631 .633	N/A N/A	433 530	N/A N/A	N/A N/A	N/A N/A	N/A N/A
1951-52 Opponent	1535-69.8 1358-61.7	566-1663 532-1672	.340 .318	----- -----	----- -----	403-609 294-503	.662 .584	N/A N/A	439 567	N/A N/A	N/A N/A	N/A N/A	N/A N/A
1950-51 Opponent	1430-65.0 1310-59.6	536-1728 503-1598	.310 .315	----- -----	----- -----	242-358 206-304	.597 .596	1134-51.6 782-35.6	459 525	N/A N/A	N/A N/A	N/A N/A	N/A N/A
1949-50 Opponent	1410-64.1 1290-58.6	534-1736 490-1619	.308 .303	----- -----	----- -----	231-342 195-310	.597 .614	N/A N/A	406 447	N/A N/A	N/A N/A	N/A N/A	N/A N/A
1948-49 Opponent	1102-55.1 1098-54.9	404-1638 403-1504	.246 .268	----- -----	----- -----	202-292 186-294	.612 .581	N/A N/A	430 422	N/A N/A	N/A N/A	N/A N/A	N/A N/A
1947-48 Opponent	1082-57.0 902-47.4	407-1470 330-1359	.277 .243	----- -----	----- -----	180-268 178-242	.671 .735	N/A N/A	378 400	N/A N/A	N/A N/A	N/A N/A	N/A N/A
1946-47 Opponent	1080-56.8 903-47.5	410- N/A N/A- N/A	N/A N/A	----- -----	----- ---	178-260 N/A	.684 N/A	N/A N/A	N/A N/A	N/A N/A	N/A N/A	N/A N/A	N/A N/A
1945-46 Opponent	1034-57.4 749-41.6	390- N/A 270- N/A	N/A N/A	----- -----	----- -----	200-254 171-209	.787 .818	N/A N/A	334 367	N/A N/A	N/A N/A	N/A N/A	N/A N/A
1944-45 Opponent	1030-57.2 706-39.2	408- N/A 274- N/A	N/A N/A	----- -----	----- -----	150-214 136-159	.700 .855	N/A N/A	251 309	N/A N/A	N/A N/A	N/A N/A	N/A N/A
1943-44 Opponent	951-52.8 695-38.6	392- N/A 285- N/A	N/A N/A	----- -----	----- -----	132-167 114-125	.790 .912	N/A N/A	219 224	N/A N/A	N/A N/A	N/A N/A	N/A N/A
1942-43 Opponent	807-47.4 802-47.1	305- N/A 330- N/A	N/A N/A	----- -----	----- -----	97-197 123-142	.492 .866	N/A N/A	231 230	N/A N/A	N/A N/A	N/A N/A	N/A N/A
1941-42 Opponent	942-47.1 862-43.1	367- N/A 342- N/A	N/A N/A	----- -----	----- -----	100-208 132-178	.480 .741	N/A N/A	261 254	N/A N/A	N/A N/A	N/A N/A	N/A N/A
1940-41 Opponent	886-44.3 786-39.3	344- N/A 296- N/A	N/A N/A	----- -----	----- -----	149-198 131-194	.752 .675	N/A N/A	285 285	N/A N/A	N/A N/A	N/A N/A	N/A N/A
1939-40 Opponent	753-35.9 789-37.8	294- N/A 302- N/A	N/A N/A	----- -----	----- -----	145-165 127-185	.879 .686	N/A N/A	278 292	N/A N/A	N/A N/A	N/A N/A	N/A N/A
1938-39 Opponent	674-35.5 694-36.5	247- N/A 272- N/A	N/A N/A	----- -----	----- -----	101-180 122-140	.561 .871	N/A N/A	232 236	N/A N/A	N/A N/A	N/A N/A	N/A N/A
1937-38 Opponent	743-35.4 732-34.9	286- N/A 275- N/A	N/A N/A	----- -----	----- -----	122-171 143-182	.713 .786	N/A N/A	280 243	N/A N/A	N/A N/A	N/A N/A	N/A N/A
1936-37 Opponent	689-34.5 677-33.9	254- N/A 252- N/A	N/A N/A	----- -----	----- -----	121-181 144-173	.669 .832	N/A N/A	252 227	N/A N/A	N/A N/A	N/A N/A	N/A N/A
1935-36 Opponent	590-31.0 600-31.5	218- N/A 222- N/A	N/A N/A	----- -----	----- -----	124-154 128-156	.805 .821	N/A N/A	240 225	N/A N/A	N/A N/A	N/A N/A	N/A N/A
1934-35 Opponent	638-33.6 623-32.8	242- N/A 251- N/A	N/A N/A	----- -----	----- -----	122-154 112-121	.792 .926	N/A N/A	202 234	N/A N/A	N/A N/A	N/A N/A	N/A N/A
1933-34 Opponent	681-35.8 539-28.3	262- N/A 200- N/A	N/A N/A	----- -----	----- -----	93-157 55-139	.592 .396	N/A N/A	205 199	N/A N/A	N/A N/A	N/A N/A	N/A N/A

Season Team totals not available prior to 1934; Three-Point Field Goals were established in 1982-83, then discontinued until 1986-87
N/A = Not Available

Friday, November 9

Marquette vs. Ohio State, TBD [1]
 Connecticut vs. Michigan State, 4:30 p.m. (ESPN) [2]
 St. Francis (PA) at Penn State, 6 p.m.
 TBD at Purdue, 6 p.m. [3]
 Bryant at Indiana, 7 p.m. (BTN)
 UT-Pan American at Iowa, 7 p.m.
 American at Minnesota, 7 p.m.
 Colgate at Illinois, 7 p.m.
 Slippery Rock at Michigan, 7:30 p.m.

Sunday, November 11

Albany at Ohio State, 1 p.m. [4]
 Southeastern Louisiana at Wisconsin, 1 p.m.
 TBD at Purdue, 3 p.m. [3]
 Southern at Nebraska, 6 p.m.

Monday, November 12

North Dakota State at Indiana, 6 p.m.
 Central Michigan at Iowa, 6:30 p.m. (BTN)
 Toledo at Minnesota, 7 p.m.
 St. Francis (NY) at Illinois, 7 p.m.
 IUPUI at Michigan, 8 p.m. (ESPNU) [5]

Tuesday, November 13

Kansas vs. Michigan State, 6 p.m. (ESPN) [6]
 Texas Southern at Northwestern, 7 p.m. (BTN)
 TBD at Michigan, 7 p.m. (ESPN2) [5]

Wednesday, November 14

Wisconsin at Florida, 6 p.m. (ESPN2/ESPNU)

Thursday, November 15

Sam Houston State at Indiana, 6 p.m. (BTN)
 NC State vs. Penn State, 4 p.m. (ESPN2) [7]
 Mississippi Valley State at Northwestern, 7 p.m.
 Howard at Iowa, 7 p.m. [10]
 Tennessee State at Minnesota, 7 p.m.
 Valparaiso at Nebraska, 8 p.m. (BTN) [9]
 Villanova vs. Purdue, 8:30 p.m. (ESPN2) [8]

Friday, November 16

Providence/UMass vs. Penn State, TBD [7]
 Alabama/Oregon State vs. Purdue, TBD [8]
 Illinois at Hawai'i, TBD

Saturday, November 17

Rhode Island vs. Ohio State, 4 p.m. [11]
 Gardner-Webb at Iowa, TBD [10]

Sunday, November 18

Texas Southern at Michigan State, 11 a.m. [13]
 Washington/Seton Hall vs. Ohio State, 3:30 p.m. [11]
 TBD vs. Penn State, TBD [7]
 Nebraska-Omaha at Nebraska, 2 p.m. [9]
 Cornell at Wisconsin, 5 p.m. [12]
 TBD at Michigan, TBD [5]
 Farleigh Dickinson at Northwestern, TBD [14]
 Richmond at Minnesota, 6 p.m. (BTN)

Monday, November 19

Georgia vs. Indiana, 4:30 p.m. (ESPNU) [15]
 USC vs. Illinois, 11 p.m. (ESPN2) [16]

Tuesday, November 20

Texas/Chaminade vs. Illinois, TBD [16]
 Presbyterian at Wisconsin, 7 p.m. [12]
 Boise State at Michigan State, 7 p.m. (BTN) [13]
 Delaware State at Northwestern, 7 p.m. [14]
 Western Kentucky vs. Iowa, 8:30 p.m. (CBS SN) [17]
 UCLA/Georgetown vs. Indiana, TBD [15]

Wednesday, November 21

TBD vs. Illinois, TBD [16]
 UNC-Wilmington at Purdue, 7 p.m. (BTN)
 Tulane at Nebraska, 7 p.m. [9]
 DePaul/Wichita State vs. Iowa, TBD [17]
 TBD vs. Michigan [18]

Thursday, November 22

Duke vs. Minnesota, 2:30 p.m. [19]

Friday, November 23

Bucknell at Penn State, 3:30 p.m.
 UMKC at Ohio State, 5 p.m. (BTN) [4]
 Oakland at Michigan State, 7:15 p.m. (BTN) [13]
 TCU vs. Northwestern, 7:30 p.m. [20]
 TBD vs. Michigan [18]
 Memphis/VCU vs. Minnesota, TBD [19]
 Creighton vs. Wisconsin, 9 p.m. (ESPN2) [21]

Saturday, November 24

UAB/Illinois State vs. Northwestern, TBD [20]
 Kent State at Nebraska, 8 p.m. (BTN) [9]
 Arizona State/Arkansas vs. Wisconsin, TBD [21]
 TBD vs. Minnesota [19]

Sunday, November 25

Louisiana-Lafayette at Michigan State, 11 a.m. [13]
 Gardner-Webb at Illinois, 3 p.m. (BTN)
 Ball State at Indiana, 5 p.m. (BTN)

Tuesday, November 27

Minnesota at Florida State, 6:15 p.m. (ESPN2) [22]
 Iowa at Virginia Tech, 6:15 p.m. (ESPNU) [22]
 NC State at Michigan, 6:30 p.m. (ESPN) [22]
 North Carolina at Indiana, 8:30 p.m. (ESPN) [22]
 Maryland at Northwestern, 8:15 p.m. (ESPN2) [22]
 Nebraska at Wake Forest, 8:15 p.m. (ESPNU) [22]

Wednesday, November 28

Virginia at Wisconsin, 6 p.m. (ESPN2) [22]
 Purdue at Clemson, 6:15 p.m. (ESPNU) [22]
 Michigan State at Miami, 6:30 p.m. (ESPN) [22]
 Georgia Tech at Illinois, 8 p.m. (ESPN2) [22]
 Boston College at Penn State, 8:15 p.m. (ESPNU) [22]
 Ohio State at Duke, 8:30 p.m. (ESPN) [22]

Saturday, December 1

Nicholls State at Michigan State, 11 a.m. (BTN)
 Pennsylvania at Penn State, 1 p.m.
 North Florida at Minnesota, 1 p.m.
 Xavier at Purdue, 1:15 p.m. (BTN)
 Michigan at Bradley, 3 p.m. (ESPNU)
 Northern Kentucky at Ohio State, 3:30 p.m. (BTN)
 UIC at Northwestern, TBD
 Coppin State at Indiana, 6:30 p.m. (BTN)
 Texas A&M-Corpus Christi, TBD

Sunday, December 2

California at Wisconsin, TBD (BTN)

Monday, December 3

USC at Nebraska, 7 p.m. (BTN)

Tuesday, December 4

Lamar at Purdue, 5:30 p.m. (BTN)
 Western Carolina at Illinois, 7 p.m.
 Nebraska-Omaha at Wisconsin, 7 p.m.
 South Dakota State at Minnesota, 7 p.m.
 South Dakota at Iowa, 7 p.m.
 Western Michigan at Michigan, 7:30 p.m. (BTN)
 Northwestern at Baylor, 8 p.m. (ESPN2)

Wednesday, December 5

Penn State at La Salle, TBD [23]
 Arkansas-Pine Bluff at Michigan State, 7 p.m. (BTN)

Thursday, December 6

Creighton at Nebraska, 7 p.m.

Friday, December 7

Iowa State at Iowa, 7 p.m. (BTN) [24]

Saturday, December 8

Arkansas at Michigan, 11 a.m. (CBS)
 Long Beach State at Ohio State, 11 a.m. (BTN)
 Loyola (IL) at Michigan State, 1 p.m. (BTN)
 Purdue at Eastern Michigan, TBD
 Army at Penn State, 3 p.m. (BTN)
 Wisconsin at Marquette, 5 p.m. (ESPN2)
 Central Connecticut at Indiana, 5 p.m. (BTN)
 Butler at Northwestern, 7 p.m. (BTN)
 Illinois at Gonzaga, 9 p.m. (ESPN2)
 Minnesota at USC, TBD

Tuesday, December 11

Binghamton at Michigan, 6 p.m. (BTN)
 Norfolk State at Illinois, 7 p.m.
 North Dakota State at Minnesota, 8 p.m. (BTN)

Wednesday, December 12

Savannah State at Ohio State, 6 p.m. (BTN)
 UW-Green Bay at Wisconsin, 8 p.m. (BTN)

Saturday, December 15

Delaware State at Penn State, 1 p.m.
 Burlington vs. Indiana, 1 p.m. (CBS) [25]
 UNC-Asheville at Ohio State, 5 p.m. (BTN)
 Notre Dame vs. Purdue, 3:30 p.m. (ESPN2) [25]
 Northern Iowa vs. Iowa, 1:30 p.m. (BTN) [28]
 Nebraska at Oregon, 3:30 p.m. (FSN)
 West Virginia vs. Michigan, 7 p.m. (ESPN) [27]
 Tuskegee at Michigan State, 8 p.m. (ESPNU) [26]

Sunday, December 16

Eastern Kentucky at Illinois, 5 p.m. (ESPNU)

Monday, December 17

Texas State at Northwestern, 6 p.m. (BTN)

Tuesday, December 18

Winthrop at Ohio State, 6 p.m. (BTN)
Ball State at Purdue, 6 p.m.
Michigan State at Bowling Green, 6 p.m. (ESPNU)
Jacksonville State at Nebraska, 8 p.m. (BTN)

Wednesday, December 19

St. Mary's at Indiana, 6 p.m. (BTN)
South Carolina State at Iowa, 8 p.m. (BTN)

Friday, December 21

Florida Atlantic at Indiana, 6 p.m. (ESPN2)
Eastern Michigan at Michigan, 7:30 p.m.
Stanford at Northwestern, 8 p.m.

Saturday, December 22

Coppin State at Iowa, Noon (BTN)
Texas at Michigan State, 1 p.m. (ESPN2)
Kansas at Ohio State, 3 p.m. (CBS)
Missouri vs. Illinois, 5 p.m. (ESPN2)
Lafayette at Minnesota, 6 p.m. (BTN)
Central Michigan vs. Nebraska, TBD [29]
UW-Milwaukee at Wisconsin, 8:15 p.m. (BTN)

Sunday, December 23

New Hampshire at Penn State, 10 a.m. (BTN)
UTEP/Arkansas-Pine Bluff vs. Nebraska, TBD [29]
Brown at Northwestern, TBD

Friday, December 28

Jacksonville at Indiana, 7 p.m. (BTN)

Saturday, December 29

Samford at Wisconsin, 1 p.m.
William & Mary at Purdue, 1 p.m.
Auburn vs. Illinois, 1:15 p.m. (BTN) [30]
Duchesne at Penn State, 3 p.m.
Chicago State at Ohio State, 3:30 p.m. (BTN)
Central Michigan at Michigan, 6 p.m. (BTN)
Nicholls State at Nebraska, 7 p.m.

Monday, December 31

Michigan State at Minnesota, 1 p.m. (ESPN2)
Indiana at Iowa, 3 p.m. (ESPN2)

Wednesday, January 2

Nebraska at Ohio State, 5:30 p.m. (BTN)
Illinois at Purdue, 7:30 p.m. (BTN)

Thursday, January 3

Penn State at Wisconsin, 5:30/7:30 p.m. (BTN)
Michigan at Northwestern, 6 p.m. (ESPN2)

Saturday, January 5

Purdue at Michigan State, 11 a.m. (BTN)
Ohio State at Illinois, 1:15 p.m. (BTN)

Sunday, January 6

Wisconsin at Nebraska, TBD (BTN)
Iowa at Michigan, TBD (BTN)
Northwestern at Minnesota, TBD (BTN)

Monday, January 7

Indiana at Penn State, 6 p.m. (BTN)

Tuesday, January 8

Ohio State at Purdue, 8 p.m. (ESPN)

Wednesday, January 9

Nebraska at Michigan, 6 p.m. (BTN)
Minnesota at Illinois, 8 p.m. (BTN)

Thursday, January 10

Michigan State at Iowa, 6 p.m. (ESPN/2)
Northwestern at Penn State, 7 p.m. (BTN)

Saturday, January 12

Minnesota at Indiana, 11 a.m. (BTN)
Illinois at Wisconsin, 1:15 p.m. (BTN)

Sunday, January 13

Nebraska at Michigan State, TBD (BTN)
Penn State at Purdue, TBD (BTN)
Michigan at Ohio State, 12:30/3:30 p.m. (CBS)
Iowa at Northwestern, 4:30 p.m. (BTN)

Tuesday, January 15

Wisconsin at Indiana, 8 p.m. (ESPN)

Wednesday, January 16

Michigan State at Penn State, 6 p.m. (BTN)
Purdue at Nebraska, 8 p.m. (BTN)

Thursday, January 17

Michigan at Minnesota, 6 p.m. (ESPN/2)
Northwestern at Illinois, 7:15 p.m. (BTN)

Saturday, January 19

Nebraska at Penn State, TBD (ESPNU)
West Virginia at Purdue, 1 p.m. (CBS)
Ohio State at Michigan State, 5 p.m. (ESPN)
Wisconsin at Iowa, 7 p.m. (BTN)

Sunday, January 20

Indiana at Northwestern, Noon (BTN)

Tuesday, January 22

Iowa at Ohio State, 5:30 p.m. (BTN)
Michigan State at Wisconsin, 6 p.m. (ESPN)
Illinois at Nebraska, 7:30 p.m. (BTN)

Wednesday, January 23

Penn State at Indiana, 6 p.m. (BTN)
Minnesota at Northwestern, 8 p.m. (BTN)

Thursday, January 24

Purdue at Michigan, 6 p.m. (ESPN/2)

Saturday, January 26

Ohio State at Penn State, 11 a.m. (ESPN2)
Minnesota at Wisconsin, 1 p.m. (BTN)
Northwestern at Nebraska, 2 p.m. (ESPNU)

Sunday, January 27

Michigan State at Indiana, Noon (CBS)
Iowa at Purdue, 2:30 p.m. (BTN)
Michigan at Illinois, 5 p.m. (BTN)

Tuesday, January 29

Wisconsin at Ohio State, 6 p.m. (ESPN)
Nebraska at Minnesota, 8 p.m. (BTN)

Wednesday, January 30

Northwestern at Michigan, 5:30 p.m. (BTN)
Indiana at Purdue, 7:30 p.m. (BTN)

Thursday, January 31

Illinois at Michigan State, 6 p.m. (ESPN2)
Penn State at Iowa, 6/7 p.m. (ESPNU)

Saturday, February 2

Purdue at Northwestern, 11 a.m. (ESPN2)
Ohio State at Nebraska, 6 p.m. (BTN)
Michigan at Indiana, 8 p.m. (ESPN)

Sunday, February 3

Iowa at Minnesota, Noon (BTN)
Wisconsin at Illinois, 2:30 p.m. (BTN)

Tuesday, February 5

Purdue at Penn State, 6 p.m. (BTN)
Ohio State at Michigan, 8 p.m. (ESPN)

Wednesday, February 6

Minnesota at Michigan State, 6 p.m. (BTN)
Iowa at Wisconsin, 8 p.m. (BTN)

Thursday, February 7

Indiana at Illinois, 6 p.m. (ESPN/2)

Saturday, February 9

Michigan at Wisconsin, 11 a.m. (ESPN/2)
Northwestern at Iowa, 3:30 p.m. (BTN)
Penn State at Nebraska, 6 p.m. (ESPNU)
Michigan State at Purdue, 6 p.m. (BTN)

Sunday, February 10

Indiana at Ohio State, Noon (CBS)
Illinois at Minnesota, 5 p.m. (BTN)

Tuesday, February 12

Michigan at Michigan State, 8 p.m. (ESPN)

Wednesday, February 13

Nebraska at Indiana, 6 p.m. (BTN)
Purdue at Illinois, 8 p.m. (BTN)

Thursday, February 14

Wisconsin at Minnesota, 6 p.m. (ESPN/2)
Northwestern at Ohio State, 6 p.m. (BTN)
Iowa at Penn State, 8 p.m. (ESPNU)

Saturday, February 16

Purdue at Indiana, 1 p.m. (ESPN/2)
Michigan State at Nebraska, 7 p.m. (BTN)

Sunday, February 17

Penn State at Michigan, 11 a.m. (BTN)
Ohio State at Wisconsin, Noon (CBS)
Minnesota at Iowa, 1 p.m. (BTN)
Illinois at Northwestern, 6:30 p.m. (BTN)

Tuesday, February 19

Indiana at Michigan State, 6 p.m. (ESPN)

Wednesday, February 20

Minnesota at Ohio State, 6 p.m. (BTN)
Wisconsin at Northwestern, 8 p.m. (BTN)

Thursday, February 21

Penn State at Illinois, 7:15 p.m. (BTN)
Iowa at Nebraska, 8 p.m. (ESPN/2)

Sunday, February 24

Illinois at Michigan, TBD
Michigan State at Ohio State, TBD
Northwestern at Purdue, TBD

Tuesday, February 26

Indiana at Minnesota, 6 p.m. (ESPN)
Nebraska at Wisconsin, 8 p.m. (BTN)

Wednesday, February 27

Michigan at Penn State, 5:30 p.m. (BTN)
Purdue at Iowa, 7:30 p.m. (BTN)

Thursday, February 28

Ohio State at Northwestern, 6 p.m. (ESPN/2)

Saturday, March 2

Nebraska at Illinois, 2/4:15 p.m. (BTN)
Iowa at Indiana, 6:30 p.m. (BTN)

Saturday, March 2 or Sunday, March 3

Michigan State at Michigan, TBD
Purdue at Wisconsin, TBD
Penn State at Minnesota, TBD

Tuesday, March 5

Illinois at Iowa, 6 p.m. (BTN)
Ohio State at Indiana, 8 p.m. (ESPN)

Wednesday, March 6

Michigan at Purdue, 6 p.m. (ESPN)
Minnesota at Nebraska, 8 p.m. (BTN)

Thursday, March 7

Penn State at Northwestern, 6 p.m. (ESPNU)
Wisconsin at Michigan State, 8 p.m. (ESPN/2)

Saturday, March 9

Minnesota at Purdue, 11 a.m. (BTN)
Nebraska at Iowa, 1:15 p.m. (ESPNU)

Sunday, March 10

Wisconsin at Penn State, 11 a.m. (BTN)
Indiana at Michigan, TBD
Northwestern at Michigan State, TBD
Illinois at Ohio State, TBD

Legend

- [1] Carrier Classic (Charleston, S.C.)
- [2] Armed Forces Classic (Ramstein Air Base, Germany)
- [3] 2K Sports Classic Preliminary Game
- [4] Basketball Hall of Fame Classic Preliminary Game
- [5] Preseason NIT (Ann Arbor, Mich.)
- [6] Champions Classic (Atlanta)
- [7] Puerto Rico Tip-off
- [8] 2K Sports Classic (New York, N.Y.)
- [9] Joe Cipriano Nebraska Classic (Lincoln, Neb.)
- [10] Cancun Challenge Preliminary Game
- [11] Basketball Hall of Fame Classic (Uncasville, Conn.)
- [12] Las Vegas Invitational Preliminary Game
- [13] Spartan Showcase (East Lansing, Mich.)
- [14] South Padre Invitational Preliminary Game
- [15] The Legends (Brooklyn, N.Y.)
- [16] EA Sports Maui Invitational (Maui, Hawaii)
- [17] Cancun Challenge (Cancun, Mexico)
- [18] Preseason NIT (New York, N.Y.)
- [19] Battle 4 Atlantis (Atlantis, Bahamas)
- [20] South Padre Invitational (South Padre, Texas)
- [21] Las Vegas Invitational (Las Vegas, Nev.)
- [22] ACC / Big Ten Challenge (Campus Sites)
- [23] Played at The Palestra (Philadelphia)
- [24] Iowa Corn Cy-Hawk Series
- [25] Crossroads Classic (Indianapolis)
- [26] Jenison Fieldhouse (East Lansing, Mich.)
- [27] Brooklyn Hoops Winter Festival (Brooklyn, N.Y.)
- [28] Big Four Classic (Des Moines, Iowa)
- [29] Sun Bowl Invitational (El Paso, Texas)
- [30] Played in United Center (Chicago)



Matt Gatens poured in a game-high 30 points, bolstered by sinking seven 3-pointers in a 78-66 win over No. 18 Indiana on Feb. 19, 2012.

1954-55 (19-7 OVERALL, 11-3 BIG TEN)

This years team won the Big Ten Championship and was Iowa's first NCAA Tournament squad that won an outright conference title (11-3) before finishing fourth in the national tournament. Coach Bucky O'Connor's team became the first in Iowa history to average more than 80 points per game. Bill Logan led the Hawkeyes in scoring (15.9) and rebounding (11.0).

Henry Berry	Jr.	Chicago, Ill.
Carl Cain	Jr.	Freeport, Ill.
Tom Choules	Jr.	Idaho Falls, Idaho
Carter Crookham	So.	Oskaloosa, Iowa
McKinley Davis	Sr.	Freeport, Ill.
Douglas Duncan	Sr.	Salt Lake City, Utah
Robert George	Jr.	Deerfield, Ill.
Lester Hawthorne	Jr.	Saybrook, Ill.
Roy Johnson	Jr.	Homewood, Ill.
John Liston	So.	Knoxville, Ill.
William Logan	Jr.	Keokuk, Iowa
Augie Martel	So.	Moline, Ill.
Jerry Reichow	Jr.	Decorah, Iowa
Jerry Ridley	Sr.	Riverside, Ill.
Richard Ritter	Jr.	Grinnell, Iowa
Milton Scheuerman	Jr.	Rock Island, Ill.
William Schoof	Jr.	Homewood, Ill.
William Seaberg	Jr.	Moline, Ill.
Frank Sebolt	So.	Davenport, Iowa

Head Coach: Frank 'Bucky' O'Connor

1955-56 (20-6 OVERALL, 13-1 BIG TEN)

The "Fabulous Five" -- Carl Cain, Bill Logan, Sharm Scheuerman, Bill Schoof and Bill Seaberg -- were NCAA runners-up, dropping an 83-71 decision to No. 1-ranked San Francisco. Iowa lost its Big Ten opener before winning 13 consecutive games to take a second straight conference title. Cain was a first team All-American and Logan led the team in scoring and rebounding.

Carl Cain	Sr.	Freeport, Ill.
Carter Crookham	Jr.	Oskaloosa, Iowa
Bob George	Sr.	Deerfield, Ill.
Les Hawthorne	Sr.	Saybrook, Ill.
Bill Logan	Sr.	Keokuk, Iowa
Augie Martel	Jr.	Moline, Ill.
Jim McConnell	So.	Des Moines, Iowa
Norman Paul	So.	Clarence, Iowa
Tom Payne	So.	Quincy, Ill.
Gene Pitts	So.	Chicago, Ill.
Milton Scheuerman	Sr.	Rock Island, Ill.
Bill Schoof	Sr.	Homewood, Ill.
Greg Schroeder	So.	Muscatine, Ill.
Bill Seaberg	Sr.	Moline, Ill.
Frank Sebolt	Jr.	Davenport, Iowa

Head Coach: Frank 'Bucky' O'Connor

1979-80 (23-10 OVERALL, 10-8 BIG TEN)

This Iowa squad did not win the Big Ten title, but the 1979-80 Hawkeyes recovered from a rash of mid-season injuries to become the third Iowa team to reach the NCAA Final Four. All-American Ronnie Lester averaged 14.7 points per game, despite missing 16 games with a knee injury.

Mike Arens	Sr.	Chicago, Ill. (Highland Park)
Kenny Arnold	So.	Chicago, Ill. (Calumet)
Greg Boyle	Jr.	Mundelein, Ill. (Mundelein)
Kevin Boyle	So.	Chicago, Ill. (St. Laurence)
Vince Brookins	Jr.	Cleveland, Ohio (Collinwood)
Jon Darsee	So.	West Des Moines, Iowa (Valley)
Mark Gannon	Fr.	Iowa City, Iowa (Regina)
Bob Hansen	Fr.	Des Moines, Iowa (Dowling)
Mike Heller	Fr.	St. Paul, Minn. (St. Thomas)
Mike Henry	Jr.	Elgin, Ill. (Larkin)
Steve Krafcis	Jr.	Chicago, Ill. (St. Laurence)
Ronnie Lester	Sr.	Chicago, Ill. (Dunbar)
Randy Norton	So.	Iowa City, Iowa (Regina)
Steve Waite	Jr.	Iowa City, Iowa (West)

Head Coach: Lute Olson

Assistant Coach: Jim Rosborough

Assistant Coach: Tony McAndrews

Assistant Coach: Ken Burmeister

1922-23 (13-2 OVERALL, 11-1 BIG TEN)

The 1922-23 team won the school's first-ever Big Ten title, with 11 victories in 12 league contests. A 23-21 loss at Indiana in the regular-season finale allowed Wisconsin (whom the Hawkeyes did not play) to tie for the title. Hector Janse became the first Hawkeye sophomore to make the All-Western Conference team.

Paul Barton
 Robert Burgitt
 Clarence Duhm
 Wayland Hicks
 Jack Funk
 Hector Janse
 James Laude
 Richard McGovney
 Ed Voltmer
 Bill Swenson

Head Coach: Sam Barry

1925-26 (12-5 OVERALL, 8-4 BIG TEN)

Coach Sam Barry took a Hawkeye squad that was picked for last in the Big Ten and guided it to a four-way share of the league title. After a 2-4 start, the Big Ten's top defensive team (21.4 point average) won a then-conference record six straight games. Captain Charles McConnell was an all-league selection.

Amstrong
 Gamble
 Pops Harrison
 Ralph Hogan
 Keel
 Fred Lawson
 Charles McConnell
 Harold Miller
 Gordon Phillips
 Smith
 Swenson
 George VanDeusen

Head Coach: Sam Barry

1944-45 (17-1 OVERALL, 11-1 BIG TEN)

Iowa's 1944-45 squad, under the direction of Coach Pops Harrison, won the school's first outright conference basketball championship. Brothers Herb and Clayton Wilkinson were first team all-conference selections. Herb Wilkinson and Dick Ives (the top scorer at 12.1 per game) combined to make five All-America teams.

Robert Beckham	Fr.	Sperry, Iowa
LaVerne Bruns	Fr.	Denver, Iowa
Leo Cabalka	So.	Cedar Rapids, Iowa
Robert Cole	Jr.	Galesburg, Ill.
Richard Culberson	Jr.	Iowa City, Iowa
James Graham	Fr.	Springville, Iowa
Richard Ives	So.	Diagonal, Iowa
Edwin Marsh	Fr.	Cedar Falls, Iowa
Robert Marshall	Jr.	Atlantic, Iowa
Allen McCord	So.	Davenport, Iowa
Russell McLoughlin	Fr.	Audobon, Iowa
Robert Miller	Fr.	Mason City, Iowa
Bud Paulsen	Fr.	Bennett, Iowa
Ned Postels	Jr.	Mankato, Minn.
Sherwin Sankey	Fr.	Ute, Iowa
Donald Schnepf	Jr.	Alvord, Iowa
Clinton Schryver	Fr.	Laurens, Iowa
Robert Schulze	Fr.	Davenport, Iowa
Dean Selken	Fr.	Vinton, Iowa
Jack Spencer	So.	Davenport, Iowa
Stanley Straatsma	Fr.	Sioux Center, Iowa
Robert Swisher	Fr.	Leon, Iowa

Head Coach: Lawrence 'Pops' Harrison

1967-68 (16-9 OVERALL, 10-4 BIG TEN)

The 1967-68 team shared the Big Ten title with Ohio State after winning six of its first eight league battles. Coach Ralph Miller's team led the Big Ten race before dropping its final conference game to Michigan (72-71). All-American Sam Williams (25.3 points and 10.3 rebounds per game) was named Big Ten Most Valuable Player.

Dick Agnew	Jr.	San Bernardino, Calif.
Huston Breedlove	Jr.	Akron, Ohio
Tom Chapman	Sr.	Fort Dodge, Iowa
Fred Crum	So.	Pittsburg, Pa.
Gary Gottschalk	Sr.	Des Moines, Iowa
Larry Johnston	So.	Dartmouth, Mass.
Gerry Jones	Sr.	Chicago, Ill.
Rolly McGrath	Jr.	Topeka, Kan.
Ron Norman	So.	Freeport, Ill.
Lew Perkins	Sr.	Chelsea, Mass.
Chris Phillips	So.	Sac City, Iowa
Vic Rogers	So.	Antioch, Ill.
Harry Venik	Sr.	Beaver Falls, Pa.
Dave White	Jr.	Arlington Heights, Ill.
Sam Williams	Jr.	Detroit, Mich.

Head Coach: Ralph Miller

Assistant Coach: Dick Schultz

Assistant Coach: Lanny Van Eman

1969-70 (20-5 OVERALL, 14-0 BIG TEN)

The Iowa "Six Pack" ran its way to a perfect 14-0 league mark and set many scoring records. The 1969-70 Hawkeyes, who won 17 of their last 18 games, are still the highest scoring team in Big Ten history (102.9 points per game). Iowa scored eclipsed the century mark 12 times. Four players averaged over 17 points, led by John Johnson (27.6).

Fred Brown	Jr.	Milwaukee, Wis.
Chad Calabria	Sr.	Aliquippa, Pa.
George Conway	Jr.	Miami, Fla.
Ken Grabinski	So.	Clear Lake, Iowa
Omar Hazley	Jr.	Kansas City, Mo.
Jim Hodge	Sr.	Danvers, Ill.
Tom Hover	So.	Aurora, Ill.
Dick Jensen	Sr.	Madrid, Iowa
John Johnson	Sr.	Milwaukee, Wis.
Gary Lusk	So.	Madison, Ill.
Ben McGilmer	Sr.	Detroit, Mich.
Tom Miller	Jr.	Lawrence, Kan.
Joe Miranda	Jr.	Miami, Fla.
Lynn Rowat	So.	Des Moines, Iowa
Tom Schulze	Sr.	Des Moines, Iowa
Glenn Vidnovic	Sr.	McKeensport, Pa.

Head Coach: Ralph Miller
Assistant Coach: Dick Schultz
Assistant Coach: Lanny Van Eman

1978-79 (20-8 OVERALL, 13-5 BIG TEN)

Lute Olson's lone Big Ten championship squad tied for the title with Purdue and NCAA champion Michigan State. Ronnie Lester, the leading scorer (18.7 points per game), was All-Big Ten and All-American. The 20 wins tied an Iowa season record and the 13 league victories still rank second in Hawkeye history.

Kenny Arnold	Fr.	Chicago, Ill. (Calumet)
Greg Boyle	So.	Mundelein, Ill. (Mundelein)
Kevin Boyle	Fr.	Chicago, Ill. (St. Laurence)
Vincent Brookins	So.	Cleveland, Ohio (Collinwood)
Clay Hargrave	Sr.	Iowa City, Iowa (City)
Mike Henry	So.	Elgin, Ill. (Larkin)
Steve Krafcsisin	So.	Chicago, Ill. (St. Laurence)
Ronnie Lester	Jr.	Chicago, Ill. (Dunbar)
William Mayfield	Sr.	Detroit, Mich. (Cass Tech)
Tom Norman	Sr.	Freeport, Ill. (Freeport)
Randy Norton	Fr.	Iowa City, Iowa (Regina)
Dick Peth	Sr.	Tomah, Wis. (Tomah)
Kirk Speraw	Sr.	Sioux City, Iowa (North)
Steve Waite	So.	Iowa City, Iowa (West)

Head Coach: Lute Olson
Assistant Coach: Jim Rosborough
Assistant Coach: Tony McAndrews
Assistant Coach: Johnie Butler

2000-01 (23-12 OVERALL, 7-9 BIG TEN)

Steve Alford's second Iowa team won four games in four days to claim the 2001 Big Ten Tournament championship at the United Center in Chicago. Reggie Evans was named Most Outstanding Player after averaging 16 points and 12.8 rebounds. Freshman Brody Boyd led Iowa with 22 points in the 63-61 championship game win over Indiana. Evans earned honorable mention All-American honors after leading the nation in rebounding, free throws, free throw attempts, scoring, rebounding and double-doubles.

Brody Boyd	Fr.	Dugger, Ind. (Union)
Reggie Evans	Jr.	Pensacola, Fla. (Coffeyville, Kan., CC)
Joe Fermino	Sr.	Hyde Park, Mass. (Barton County CC)
Duez Henderson	Jr.	Detroit, Mich. (River Lounge)
Ryan Hogan	Jr.	Deerfield, Ill. (Deerfield (Kentucky))
Dean Oliver	Sr.	Mason City, Iowa (Mason City)
Luke Recker	Jr.	Auburn, Ind. (DeKalb (Arizona))
Jared Reiner	Fr.	Tripp, S.D. (Tripp-Delmont)
Cortney Scott	Fr.	Jackson, Mich. (Lansing Waverly)
Jason Smith	Sr.	Bettendorf, Iowa (Bettendorf)
Sean Sonderleiter	Fr.	Des Moines, Iowa (Christian)
Rod Thompson	Jr.	Galesburg, Ill. (Galesburg)
Glen Worley	Fr.	Iowa City, Iowa (West)

Head Coach: Steve Alford **Assistant Coach:** Sam Alford
Assistant Coach: Rich Walker **Assistant Coach:** Greg Lansing

2005-06 (25-9, 11-5 BIG TEN)

Iowa's senior dominated team posted a 17-0 record in Carver-Hawkeye Arena and won the 2006 Big Ten Conference Tournament in Indianapolis. The 25 wins marked the second-highest number in school history as the Hawkeyes posted a sixth consecutive winning season under Coach Steve Alford. The Hawkeyes tied for second during the regular season, one game behind Ohio State, before defeating the Buckeyes in the title game of the post-season tournament. Senior guard Jeff Horner was named MVP of the Big Ten Tournament, while senior forward Greg Brunner was named to the all-tournament team.

J.R. Angle	So.	Franklin, Ind. (Indian Creek)
Dan Bohall	Fr.	Sioux City, Iowa (East)
Greg Brunner	Sr.	Charles City, Iowa (Charles City)
Tony Freeman	Fr.	Maywood, Ill. (St. Joseph's)
Seth Gorney	So.	Vandalia, Ohio (Butler)
Adam Haluska	Jr.	Carroll, Iowa (Carroll)
Erek Hansen	Sr.	Bedford, Texas (Kirkwood, Iowa, CC)
Mike Henderson	Jr.	Waterloo, Iowa (East)
Jeff Horner	Sr.	Mason City, Iowa (Mason City)
Ryan Kennedy	Jr.	Des Moines, Iowa (Roosevelt)
Kurt Looby	Jr.	St. John's, Antigua (Tyler, Texas, CC)
Carlton Reed	So.	Waterloo, Iowa (East)
Doug Thomas	Sr.	Pasadena, Calif. (Southeastern, Iowa, CC)
Alex Thompson	So.	Ames, Iowa (Ames)
Brett Wessels	Fr.	Bettendorf, Iowa (Bettendorf)
Justin Wieck	Sr.	North Liberty, Iowa (Kirkwood, Iowa, CC)

Head Coach: Steve Alford **Associate Head Coach:** Craig Neal
Assistant Coach: Greg Lansing **Assistant Coach:** Brian Jones

CONSENSUS ALL-AMERICANS
FIRST TEAM

Murray Wier, 1948
 Chuck Darling, 1952

SECOND TEAM

Dick Ives, 1945
 Herb Wilkinson, 1945

ALL-AMERICANS

1934	Ben Selzer	CT (2nd), LD (2nd)
1944	Dave Danner	TSN (2nd)
	Dick Ives	CT (3rd), Pic (3rd)
1945	Dick Ives	Arg (1st), CT (2nd)
	Herb Wilkinson	Helms (1st), TSN (2nd), Arg (3rd)
1946	Herb Wilkinson	Helms (2nd), TSN (2nd)
	Dick Ives	True (3rd)
1947	Herb Wilkinson	Helms (2nd)
1948	Murray Wier	AP (1st), Helms (1st), SW (1st), RB (1st), True (2nd), CT (3rd)
1952	Chuck Darling	AP (1st), Col (1st), Helms (1st), INS (1st), Look (1st), UP (1st), Ath (2nd), CT (2nd)
	Bob Clifton	Look (3rd)
1955	Bill Seaberg	Helms (3rd)
1956	Carl Cain	CT (1st)
	Bill Logan	CT (2nd), Helms (2nd)
1961	Don Nelson	CT (2nd)
1962	Don Nelson	CT (2nd), AP (3rd), Helms (3rd), UP (3rd)
1967	Sam Williams	Helms (2nd)
1968	Sam Williams	Helms (1st), CT (2nd), AP (3rd)
1970	John Johnson	BN (1st), Helms (1st), Con (2nd), AP (3rd), UPI (3rd)
1971	Fred Brown	BN (1st), BW (1st), Helms (1st), Con (2nd), TSN (2nd), AP (3rd)
1973	Kevin Kunnert	Helms (1st)
1979	Ronnie Lester	CF (1st), AP (2nd), NABC (3rd), UPI (3rd)
1980	Ronnie Lester	CF (1st), TSN (2nd)
1997	Andre Woolridge	BT (1st), AP (3rd)
2006	Jeff Horner	AP (HM)
2007	Adam Haluska	AP (HM)

Key to Abbreviations

AP -- Associated Press; **Arg** -- Argosy; **Ath** -- Athletic Publications; **BN** -- Basketball News; **BT** -- Basketball Times; **BW** -- Basketball Weekly; **CF** -- Citizens Foundation; **Col** -- Colliers; **Con** -- Converse; **CT** -- Converse-Taylor; **Helms** -- Helms Foundation; **INS** -- International News Service; **LD** -- Literary Digest; **Look** -- Look Magazine; **NABC** -- National Association of Basketball Coaches; **Pic** -- Pic Magazine; **RB** -- Radio Broadcasters; **SW** -- Sports Week; **True** -- True Magazine; **TSN** -- The Sporting News; **UP** -- United Press; **UPI** -- United Press International. Team is listed in parentheses (1st, 2nd or 3rd).

ACADEMIC ALL-AMERICAN OF THE YEAR

2007 Adam Haluska

ACADEMIC ALL-AMERICA

1996 Jess Settles, second team
 2001 Luke Recker, third team
 2002 Luke Recker, third team
 2005 Adam Haluska, All-District
 2006 Greg Brunner, third team
 Adam Haluska, third team
 2007 Adam Haluska, first team

ACADEMIC ALL-BIG TEN

1968	Rolly McGrath	2000	Kyle Galloway
1969	Chad Calabria		Jason Smith
1971	Ken Grabinski	2001	Kyle Galloway
	Gary Lusk		Luke Recker
1972	Neil Fegebank		Jason Smith
1976	Scott Thompson	2002	Luke Recker
	Cal Wulfsberg		Jared Reiner
1977	Cal Wulfsberg	2003	Jared Reiner
1979	Steve Waite	2004	Greg Brunner
1980	Steve Waite		Jared Reiner
1981	Steve Waite		Kurt Spurgeon
1990	Brig Tubbs	2005	Greg Brunner
1991	Brig Tubbs		Adam Haluska
1992	Jim O'Connor	2006	Greg Brunner
1994	Nate Koch		Adam Haluska
1995	Nate Koch		Jeff Horner
	Jess Settles		Justin Wieck
1996	Jess Settles	2007	Adam Haluska
1997	Jason Bauer		Brett Wessels
1998	Jason Bauer	2009	Jeff Peterson
	Ryan Luehrmann	2010	Devan Bawinkel
	Scott Rabenold		Matt Gatens
	Jess Settles	2011	Eric May
1999	Jason Bauer		T.J. Sayre
	Josiah Bilskemper	2012	Matt Gatens
	Jess Settles		Eric May
	B.J. Terrones		Branden Stubbs
	Jason Smith		
	Bryce Peterson		

FIRST TEAM

1939 Ben Stephens
 1942 Milt Kuhl
 1944 Dave Danner
 1945 Herb Wilkinson
 Clayton Wilkinson
 1946 Herb Wilkinson
 1947 Herb Wilkinson
 1948 Murray Wier
 1952 Charles Darling
 1955 Bill Logan
 1956 Bill Logan
 Carl Cain
 1959 Dave Gunther
 1961 Don Nelson
 1962 Don Nelson
 1967 Sam Williams
 1968 Sam Williams
 1970 John Johnson
 1971 Fred Brown
 1978 Ronnie Lester
 1979 Ronnie Lester
 1981 Kevin Boyle
 1985 Greg Stokes
 1989 Ed Horton
 1992 Acie Earl
 1996 Jess Settles
 Andre Woolridge
 1997 Andre Woolridge
 2006 Greg Brunner
 2007 Adam Haluska

SECOND TEAM

1950 Frank Calsbeek
 1951 Frank Calsbeek
 Chuck Darling
 1952 Bob Clifton
 1953 McKinley Davis
 1954 Carl Cain
 1955 Carl Cain
 Bill Logan
 Bill Seaberg
 Milt Scheuerman
 1956 Bill Seaberg
 1958 Dave Gunther
 1965 Chris Pervall
 1966 George Peeples
 1968 Chad Calabria
 1970 Fred Brown
 Glenn Vidnovic
 1972 Rick Williams
 Kevin Kunnert
 1973 Kevin Kunnert
 1974 Candy LaPrince
 1976 Scott Thompson, cm
 1977 Bruce King, cm
 1978 Ron Lester, m
 1980 Kevin Boyle, cm
 1982 Michael Payne, cm
 1983 Greg Stokes, cm
 1984 Greg Stokes, cm
 1987 Roy Marble, cm
 1988 Roy Marble, c
 1988 B.J. Armstrong, cm
 1989 B.J. Armstrong, cm
 1991 Acie Earl, m
 1993 Acie Earl, cm
 1994 James Winters, c
 1995 Chris Kingsbury, m
 1998 Ryan Bowen, cm
 2001 Reggie Evans, cm
 2002 Reggie Evans, cm
 2005 Greg Brunner, cm
 2012 Matt Gatens, m

THIRD TEAM

1963 Dave Roach
 1964 Jimmy Rodgers
 1965 George Peeples
 1966 Chris Pervall
 1976 Dan Frost, c
 1976 Bruce King, c
 1980 Steve Krafcisin, c
 1981 Vince Brookins, c
 1982 Kevin Boyle, c
 Kenny Arnold, c
 1983 Bob Hansen, c
 1984 Steve Carfino, c
 1986 Gerry Wright, c
 1987 Brad Lohaus, c
 1989 Roy Marble, c
 1990 Les Jepsen, cm
 1991 Acie Earl, c
 1993 Val Barnes, cm
 1994 James Winters, m
 Jess Settles, m
 1995 Jess Settles, cm
 Andre Woolridge, m
 1996 Russ Millard, cm
 1997 Ryan Bowen, m
 1999 Dean Oliver, cm
 2000 Dean Oliver, c
 2001 Dean Oliver, cm
 2002 Luke Recker, cm
 2003 Chauncey Leslie, m
 2004 Jeff Horner, cm
 Pierre Pierce, cm
 2006 Adam Haluska, c
 Jeff Horner, cm
 2007 Tyler Smith, cm
 2008 Tony Freeman, c
 2012 Matt Gatens, c

KEY TO VOTING

1948-1954 Second Team only chosen by conference coaches
 1954-1956 Second Team only chosen by media
 1957 Second and Third Team chosen by media
 1958-1961 Second Team only chosen by media
 1962-1966 Second and Third Team chosen by media
 1967-1973 Second Team only chosen by media
 1974 Second & Third Team (UPI only) chosen by media
 1975-1976 UPI-Coaches Selected Second and Third Teams – c
 AP selected a Second Team only – m
 1977-1979 UPI-Coaches selected a Second Team only – c
 AP selected a Second Team only – m
 1980-1989 UPI-Coaches selected second and third teams – c
 AP selected a Second Team only – m
 1990-present Coaches selected second and third teams – c
 Media selected second and third teams – m

BIG TEN DEFENSIVE PLAYER OF THE YEAR

1992 Acie Earl
 2006 Erik Hansen

BIG TEN SIXTH MAN OF THE YEAR

2006 Doug Thomas

BIG TEN FRESHMAN OF THE YEAR

1994 Jess Settles

BIG TEN ALL-FRESHMAN TEAM


2007 Tyler Smith
 2009 Matt Gatens
 2010 Eric May
 2011 Melsahn Basabe
 2012 Aaron White

MOST OUTSTANDING PLAYER, BIG TEN TOURNAMENT

2001 Reggie Evans
 2006 Jeff Horner

ALL-TOURNAMENT TEAM, BIG TEN TOURNAMENT

2001 Reggie Evans (Most Outstanding Player)
 2002 Luke Recker
 Reggie Evans
 2006 Greg Brunner
 Jeff Horner (Most Outstanding Player)



The Chris Street Award, named in honor of former Hawkeye Chris Street, is presented annually to “A Hawkeye player who best exemplifies the spirit, enthusiasm and intensity of Chris Street.” Street died in an auto accident Jan.19, 1993, midway through his junior year.

On, Jan. 19, 2013, Iowa will host Wisconsin at 7 p.m., which will be the 20-year anniversary of the former Hawkeye’s death.

1993	Wade Lookingbill	2005	Adam Haluska
1994	Jess Settles	2006	Adam Haluska
1995	Jim Bartels	2007	Tony Freeman
1996	Jess Settles	2008	Cyrus Tate
1997	Ryan Bowen	2009	Jarryd Cole
	John Streif, Trainer	2010	Devan Bawinkel
1998	Darryl Moore	2011	Jarryd Cole
1999	Jason Bauer	2012	Matt Gatens
	Jess Settles		
2000	Ryan Luehrsmann		
	Jason Price		
2001	Dean Oliver		
2002	Duez Henderson		
2003	Jeff Horner		
2004	Brody Boyd		
	Greg Brunner		



Chris Street 1972-1993

MOST VALUABLE PLAYERS

1946	Herb Wilkinson	1986	Andre Banks
1947	Murray Wier	1987	Kevin Gamble
1948	Murray Wier		Roy Marble
1949	Charlie Mason	1988	B.J. Armstrong
1950	Frank Calsbeek		Bill Jones
1951	Frank Calsbeek		Roy Marble
1952	Charles Darling	1989	B.J. Armstrong
1953	Herb Thompson		Ed Horton
1954	Carl Cain		Roy Marble
1955	Bill Seaberg	1990	Les Jepsen
1956	Carl Cain	1991	Acie Earl
1957	Dave Gunther		James Moses
1958	Dave Gunther	1992	Acie Earl
1959	Dave Gunther	1993	Acie Earl
1960	Don Nelson	1994	James Winters
1961	Don Nelson	1995	Jess Settles
1962	Don Nelson		Andre Woolridge
1963	Jerry Messick	1996	Russ Millard
1964	Jimmy Rodgers		Jess Settles
1965	Jimmy Rodgers		Andre Woolridge
1966	Dennis Pauling	1997	Andre Woolridge
1967	Gerry Jones	1998	Ryan Bowen
1968	Sam Williams	1999	Kent McCausland
1969	John Johnson		Dean Oliver
1970	John Johnson		Jess Settles
1971	Fred Brown	2000	Jake Jaacks
1972	Kevin Kunnert		Dean Oliver
	Rick Williams	2001	Reggie Evans
1973	Kevin Kunnert		Dean Oliver
1974	Candy LaPrince	2002	Reggie Evans
1975	Dan Frost		Luke Recker
1976	Scott Thompson	2003	Chauncey Leslie
1977	Bruce King	2004	Jeff Horner
1978	Ronnie Lester		Pierre Pierce
1979	Ronnie Lester	2005	Greg Brunner
1980	Ronnie Lester		Jeff Horner
1981	Vince Brookins	2006	Greg Brunner
1982	Kevin Boyle		Erek Hansen
1983	Bob Hansen		Jeff Horner
1984	Steve Carfino	2007	Adam Haluska
1985	Greg Stokes		
	Michael Payne		

* - - Iowa stopped designating an MVP following the 2007 season.

EARNED CHICAGO TRIBUNE TROPHY AS BIG TEN MOST VALUABLE PLAYER

1948	Murray Wier
1952	Chuck Darling
1968	Sam Williams

RETIRED NUMBERS & JERSEY

10 B.J. ARMSTRONG (JERSEY)

B.J. Armstrong's jersey was retired in 1992. Iowa's career assist leader, B.J. ranks third in career scoring and was a two-time Hawkeye MVP. A first round draft choice of the Chicago Bulls in 1989, B.J. played a vital role in Chicago's NBA titles in 1991 and 1992. Armstrong moved into Chicago's starting line-up in 1993 as the Bulls won their third straight NBA title. Armstrong concluded his NBA career with Chicago in 1999-00. Armstrong is a member of Iowa's All-Century team.

12 RONNIE LESTER

Ronnie is Iowa's fifth all-time leading scorer with 1,675 points. Lester started 3 1/2 seasons before a knee injury shortened his senior season. He was the Hawkeyes' MVP three times, an All-Big Ten selection twice and an All-American in 1979-1980. He played in the NBA for Chicago and Los Angeles. Ronnie won a World Championship with the Los Angeles Lakers in 1985 and served as vice-president of the Laker organization. Lester is a member of Iowa's All-Century team.

21 CARL CAIN

Carl was a 1956 first team All-American and All-Big Ten for the Hawkeyes' national runners-up. A 1956 Olympian, Cain was forced into a reserve role for the United States because of a back injury. Carl was a two-time Iowa MVP and finished his career with 1,054 points. Cain is a member of Iowa's All-Century team.

22 BILL SEABERG

Bill was a starting guard on the "Fabulous Five" team that ended up as the NCAA runner-up in 1956. He was third team All-America by Helms and the Hawkeyes' MVP in 1955, when he averaged 13 points. Seaberg is a member of Iowa's All-Century team.

31 BILL LOGAN

Bill, a member of the Hawkeyes' 1,000-point Club, topped the squad in scoring three times. A two-time All-Big Ten selection, Logan was second team All-America in 1956 according to Helms and Converse-Taylor. Bill helped Iowa to a second place Big Ten finish as a sophomore and consecutive Final Four appearances his last two seasons. Logan is a member of Iowa's All-Century team.

33 BILL SCHOOF

Bill played forward on the "Fabulous Five" team and scored 6.3 points per game. A three-year letterman, Schoof was a starter on Iowa's 1955 and 1956 Final Four teams. In those two seasons he helped the Hawkeyes to a record of 39-13.

40 CHRIS STREET

Chris Street's number was retired following his untimely death in 1993. Street died in an auto accident 15 games into his junior season. A fixture in Iowa's starting line-up since midway through his freshman season, Street was averaging 14.5 points and 9.5 rebounds per contest through 15 games and had recently earned MVP honors at the San Juan Shootout. Chris established an Iowa record by making 34 consecutive free throws.

41 GREG STOKES

Greg, a three-year starter in the pivot, is the school's third all-time career scorer (1,768 points). Greg owns the school record for field goal percentage in a game (1.000, 11 of 11). After an All-Big Ten senior season (19.9 scoring norm), Greg was selected in the 1985 NBA draft by Philadelphia. Stokes is a member of Iowa's All-Century team.

46 SHARM SCHEUERMAN

Sharm made his mark at Iowa as an athlete and coach. He started on the "Fabulous Five" basketball team and lettered three times in basketball and baseball. After graduation in 1956, Sharm returned to coach his alma mater in 1959. His 1961 squad finished 18-6.

THE NBA DRAFT

The National Basketball Association (NBA) held its first draft of college-players in 1947. Here is a list of University of Iowa players drafted by NBA teams:

Year	Player, Team	Round	# Pick in Round	# Pick Overall
1947	Dick Ives, Pittsburgh			
	Herb Wilkinson, St. Louis			
1948	Murray Wier, Ft. Wayne			
1951	Frank Calsbeek, Ft. Wayne			
1952	Bob Clifton, Fort Wayne			
	Charles Darling, Rochester			
1956	Carl Cain, Rochester			
	Bill Logan, Boston			
1959	Dave Gunther, Philadelphia	8	3	56
1960	Americus John-Lewis, St. Louis	7	6	54
1962	Don Nelson, Chicago	3	1	17
1966	George Peeples, Baltimore	4	5	35
1967	Gerry Jones, Los Angeles	13	4	137
1968	Sam Williams, Milwaukee	3	13	35
1969	Ben McGilmer, Seattle	6	3	74
1970	John Johnson, Cleveland	1	7	7
	Glenn Vidnovic, Cleveland	4	9	60
	Ben McGilmer, Baltimore	12	10	193
	Chad Calabria, Phoenix	14	7	210
1971	Fred Brown, Seattle	1	6	6
1973	Kevin Kunnert, Chicago	1	12	12
	Rick Williams, Boston	14	5	193
1976	Scott Thompson, Detroit	4	4	55
	Dan Frost, Milwaukee	4	8	59
1977	Bruce King, Detroit	4	14	80
1980	Ronnie Lester, Portland	1	10	10
1981	Steve Krafcsin, Atlanta	5	6	98
	Vince Brookins, Detroit	6	2	117
	Steve Waite, Boston	6	22	137
1982	Kenny Arnold, Dallas	5	4	96
	Kevin Boyle, Philadelphia	6	22	137
1983	Bob Hansen, Utah	3	7	54
	Mark Gannon, San Diego	8	4	166
1984	Steve Carfino, Boston	6	23	139
1985	Greg Stokes, Philadelphia	2	9	33
	Michael Payne, Houston	3	10	57
1986	Andre Banks, Houston	5	19	112
1987	Brad Lohaus, Boston	2	22	45
	Kevin Gamble, Portland	3	17	63
	Gerry Wright, Detroit	5	19	111
1988	Jeff Moe, Utah	2	17	42
1989	B.J. Armstrong, Chicago	1	18	18
	Roy Marble, Atlanta	1	23	23
	Ed Horton, Washington	2	12	39
1990	Les Jepsen, Golden State	2	1	28
1993	Acie Earl, Boston	1	19	19
1996	Russ Millard, Phoenix	2	10	39
1998	Ricky Davis, Charlotte	1	21	21
	Ryan Bowen, Denver	2	26	55
1999	J.R. Koch, New York	2	17	46
2007	Adam Haluska	2	13	43



FIRST BASKETBALL GAME PLAYED IN IOWA CITY

Iowa City was the site of the first college basketball game played with five players on a side. The historic event took place in Close Hall on the University of Iowa campus on January 18, 1896.

In that first game, the University of Chicago defeated Iowa 15-12, with neither team using any substitutes.

The game was arranged by Iowa professor H.F. Kallenberg, who had earlier attended Springfield College, and wrote James Naismith for a copy of the rules of the game, and Amos Alonzo Stagg, a friend of Kallenberg who had become the athletic director at Chicago.

-A-

Agnew, Richard	1966,67,68
Anapol, Angelo	1939
Anderson, Craig	1981,82,83,84
Andrews, William	1951
Angelino, Glenn	1971,72,73
Angersola, Ken	1973
Angle, J.R.	2005,07,08,09
Archie, Devon	2010,11,12
Arens, Mike	1980
Armstrong, B.J.	1986,87,88,89
Arnold, Kenny	1979,80,81,82

-B-

Banazek, Kenneth	1964,65
Banks, Andre	1983,84,85,86
Bannick, Edwin	1915,16,17
Barko, John	1933,34,35,36
Barnes, Val	1991,92,93
Bartels, Jim	1991,93,94,95
Barton, James	1905,06,07
Basabe, Melsahn	2011,12
Bastian, Edward	1964,65,66
Bastian, Howard	1933,34
Bastian, Kenneth	1939,40
Bauer, Jason	1997,98,99
Bawinkel, Devan	2009,10
Bennett, P.J.	1932
Berkenpas, Todd	1982,83,84,85
Berrien, Clifford	1917,18,19
Berry, Harry	1912,13
Beutjer, Jon	2001
Bilskemper, Josiah	1999
Blackmer, Ivan	1934,35
Bobby, Albert	1935,37
Bowen, Ryan	1995,96,97,98
Bohall, Dan	2008
Boyd, Brody	2001,02,03,04
Boyle, Bryan	1983,84
Boyle, Greg	1978,80,81,82
Boyle, Kevin	1979,80,81,82
Bratten, Elmer	1937
Breedlove, Huston	1966,67,68
Brigham, Leon	1918
Brock, Allen	1902,03,04
Brommer, Andrew	2009,10,11,12
Brookins, Vince	1978,79,80,81
Brown, B.A.	1907,08,09
Brown, Fred	1970,71
Brown, Homer	1918,19
Brownlee, Jack	2004,05
Brunner, Greg	2003,04,05,06
Buckles, Kenneth	1952,53
Buckner, Chester	1906,07,08
Bullard, Matt	1989,90
Burckheimer, I.A.	1907,08
Burgitt, Robert	1922,23

-C-

Cain, Carl	1954,55,56
Calabria, Chad	1968,69,70
Calsbeek, Franklin	1949,50,51
Carfino, Steve	1981,82,83,84

Carpenter, Robert	1959
Carter, John	1994,95
Cartwright, Bryce	2011,12
Casey, Bart	1985,86,87
Chapman, Tom Jr.	1965,66,67
Chapman, Tom Sr.	1942,43
Clifton, Robert	1950,51,52
Cochrane, Everett	1951,52
Colbert, Edward	1951
Cole, Jarryd	2008,09,10,11
Collins, James	1972,73,74
Conway, George	1969,71
Cotton, Kenneth	1918,19
Cougill, Brennan	2010
Cox, Cody	2011,12
Crawford, Josh	2007
Culberson, Dick	1945

-D-

Danner, Dave	1944,46,47
Darling, Charles	1950,51,52
Darsee, Jon	1980,81,82
David, Virgil	1928,29
Davis, Jermain	2009
Davis, Keno	1995
Davis, McKinley	1952,53,54,55
Davis, Ricky	1998
Davis, Rodell	1990,91,92
DeHeer, Floyd	1936,37
Dennard, Jerry	1982,83
Denning, Kyle	2012
Denoma, Mike	1963,64,65
Devine, Aubrey	1920,21,22
Diehl, Robert	1951
Dille, Glenn	1949
Dittmer, Jack	1950
Dollmeyer, Greg	2003
Drake, Terry	1975,77,78
Dress, Jack	1936,37,38
DuBois, W.L.	1902
Duffe, Bernard	1942
Duhm, Clarence	1924
Dull, J. Michael	1960
Duncan, Douglas	1954,55
Dutton, Lawrence	1915,16,17

-E-

Earl, Acie	1990,91,92,93
Ely, Howard	1938
Epstein, S.	1931
Eshleman, Harold	1932,33
Evans, Dick	1940
Evans, Reggie	2001,02

-F-

Farrell, Thomas	1902,03
Farroh, Mike	1929
Fegebank, Neil	1972,73,74
Fermino, Joe	2000,01
Fields, L.R.	1914
Figg, James	1930
Filkins, D.C.	1932
Finlayson, Robert	1920
Finley, Roger	1948,49

Fort, Johnny	1984
Fountain, Bruce	1942
Freeman, Robert	1948
Freeman, Tony	2006,07,08
Fritzel, John	1995
Frohwein, George	1921,22
Frost, Dan	1975,76
Fullard, Ken	1984,85
Fuller, Aaron	2009,10
Funk, Jack	1923,24

-G-

Gaddis, Wally	1936,37
Galloway, Kyle	1998,00,01
Gamble, Kevin	1986,87
Gannon, Mark	1980,81,82,83
Gardner, Ray	1912,13
Garner, Brian	1989
Gatens, Matt	2009,10,11,12
Gatens, Mike	1974,75,76
Geneva, Fred	1929
Gentry, Nolden	1958,59,60
George, Robert	1954,55,56
Givant, Todd	1993
Glasper, Mon'ter	1993,94,95,96
Gomes, Marcelo	1999,00
Gorney, Seth	2005,06,07,08
Gottschalk, Gary	1966,67
Gould, Joe	1967
Grabinski, Ken	1970,71,72
Grafton, Jimmie	1944
Graham, Jim	1945
Greene, Herald	1950,51,52
Griffin, Rob	2000
Griffith, Dwight	1904,05,06
Grim, John	1933,34,35
Grissel, Earl	1914
Grogan, Tom	1980
Gunther, Dave	1957,58,59
Guzowski, Tony	1946,48,49

-H-

Haberecht, Fred	1975,76
Haberer, Brian	1998
Hairston, John	1974,75,76,77
Hakeman, Dennis	1974
Hall, Eugene	1947,48
Hallstrom, Jim	1978
Haluska, Adam	2005,06,07
Hankins, Andrew	1962,63,64
Hansen, Bob	1980,81,82,83
Hansen, Erik	2004,05,06
Hargrave, Clay	1976,77,78
Harring, Richard	1959
Harris, Norman	1948
Harrison, Lawrence	1926,28
Harsha, Vince	1940,41,42
Hawthorne, Lester	1954,55,56
Hays, Donald	1948,49,50
Hazley, Omar	1969,70,71
Hegg, Peer	1957
Hein, Richard	1941,42
Heitman, Mike	1958,59,60
Heller, Mike	1980

Helmers, Greg	1995,96,97,98
Henderson, Duez	1999,00,01,02
Henderson, Mike	2004,05,06,07
Henry, Mike	1978,79,80
Herwig, Lloyd	1944
Hettrick, Gene	1953
Hicks, Wayland	1922,23,24
Hildreth, Reg	1930
Hill, Kent	1985,86,87,88
Hill, Wendell	1941,42
Hobbs, Robert	1938,39
Hodge, James	1969,70
Hogan, Ralph	1926,27
Hogan, Ryan	2001,02
Hohenhorst, Fred	1938,39
Horner, Jeff	2003,04,05,06
Horton, Ed	1986,87,88,89
Hughes, Tom	1944
Humphrey, James	1943
Hyland, Mark	1909

-I-

Ingram, Michael	1989,90
Irvine, Howard	1939
Ives, Dick	1944,45,46,47

-J-

Jaacks, Jacob	1999,00
Jacobson, L.M.	1914,15
Janse, Hector	1923,24,25
Jarnagin, Charles	1952,53,54
Jebens, Herbert	1929,30
Jenkins, Albert	1917
Jensen, H.C.	1924
Jensen, Richard	1968,69,70
Jepsen, Les	1987,88,89,90
Jessen, Joel	1964,66
Jewell, Mark	1987,88
John Lewis, Americus	1957
Johnson, Dennis	1981
Johnson, John	1969,70
Johnson, Justin	2007,08
Johnson, Roy	1954,55,57
Johnson, Sam	1936,37,38
Jones, Bill	1985,86,87,88
Jones, Gerry	1965,67
Jorgensen, Noble	1946,47

-K-

Kaufmann, Robert	1920,21
Kelley, Scott	1977,78
Kelly, Jake	2008,09
Kerwick, Joe	1915
Kewney, Lester	1960
Kimm, Josh	2003
King, Bruce	1975,76,77
King, Waymond	1981,82,83,84
Kingsbury, Chris	1994,95,96
Kingsbury, E.M.	1904
Kinnan, Robert	1928,29,30
Kinnick, Nile	1938
Koberg, Kerry	1998
Koch, J.R.	1996,97,98,99
Koch, Nate	1995

Koser, M.	1931
Kotlow, Jack	1931,32,33
Krafcsin, Steve	1979,80,81
Kremer, Glenn	1944
Krumbholz, Gueldner	1932,33
Kuhl, Milt	1940,41,42
Kunkel, Fred	1935
Kunnert, Kevin	1971,72,73

-L-

LaPrince, Candy	1973,74
Laude, James	1923,24,25
Lauer, C.F.	1931
Lawson, Fred	1928
Leeka, Seward	1929
Leo, Richard	1912,13
Leslie, Chauncey	2002,03
Lester, Ronnie	1977,78,79,80
Licklitter, John	2009,10
Lind, Thomas	1938,39,40
Logan, William	1954,55,56
Lohaus, Brad	1983,84,86,87
Lohman, Carl	1921,22
Looby, Kurt	2007,08
Lookingbill, Wade	1989,90,92,93
Lorenz, Gary	1961,62
Lorenzen, Al	1985,86,87,88
Luehrsmann, Ryan	1997,98,99,00
Lundstedt, Robert	1943
Lusk, Gary	1970,71,72
Lyon, Terry	1963

-M-

Magnusson, Floyd	1944,47,48,49
Magnusson, Jim	1976
Maiden, Sidney	1912,13
Marble, Roy	1986,87,88,89
Marble, Roy Devyn	2011,12
Marsh, Ed	1945
Martel, Augustine	1955,56,57
Mason, Charles	1946,47,48,49
Mau, Robert	1953
May, Eric	2010,11,12
Mayfield, William	1976,77,78,79
Mays, Archie	1975,76
McCabe, Zach	2011,12
McCarty, Steven	2012
McCausland, Kent	1996,97,98,99
McConnell, Charles	1925,26,27
McConnell, Jim	1957,58
McGilmer, Benjamin	1966,69,70
McGovney, Richard	1921
McGrath, Rolly	1966,67,68
Melhaus, Douglas	1962,63
Messick, Gerald	1962,63
Metcalfe, Leonard	1947,48
Millard, Russ	1993,94,95,96
Miller, Harold	1926
Miller, Robert	1953
Miller, Thomas	1969,70,71
Mims, Fred	1972
Miranda, Joe	1969
Moe, Jeff	1985,86,87,88
Moffitt, Howard	1932,33,34

Moore, Darryl	1997,98
Moore, Larry	1973,75
Morgan, Michael	1985,86,87,88
Morrissey, L.M.	1905,06,08
Moses, James	1989,90,91,92
Mowry, Joseph	1930,31
Mundt, Frank	1958,59
Murray, Kenyon	1993,94,95,96

-N-

Nau, Earl	1958
Neari, Nick	2010
Nelson, Donald	1960,61,62
Nelson, Frank	1969
Nelson, Irving	1929
Nesmith, Gene	1943
Nevin, John	1914,15
Newton	1904
Nicolaus, Leo	1919,20
Norman, Ronald	1967,68
Norman, Tom	1977,78,79
Norton, D.A.	1908
Norton, Randy	1979,80
Novak, Joel	1961,62

-O-

O'Brien, James	1942,43
O'Connor, Jim	1992
Oglesby, Josh	2012
Okey, Sam	1999
Olaseni, Gabriel	2012
Oliver, Dean	1998,99,00,01
Olson, Gary	1964,65,66
Olson, Merrill	1918,19
Olsthoorn, Larry	1977,78

-P-

Palmer, David	2008,09
Parker, Larry	1973,74,75,76
Parker, Tom	1948,49
Parsons, Charles	1913,14,15
Parsons, Harry	1902,03,04
Pauling, Dennis	1964,65,66
Payne, Cully	2010,11
Payne, Michael	1982,83,84,85
Payne, Thomas	1956
Peeples, George	1964,65,66
Perkins, Lewis	1965,66,67
Perrine, J.O.	1907,08,09
Pervall, Christopher	1965,66
Peterson, Bryce	1999
Peterson, Jeff	2008,09
Peth, Dick	1976,77,78,79
Phelps, Van	1977
Phillips, Chris	1967,68,69
Phillips, Gordon	1926
Pierce, Pierre	2002,04
Plett, Charles	1939
Plunkitt, Doyle	1928,29
Postels, Ned	1944,45,46
Prasse, Erwin	1938,39,40
Price, Jason	1999,00
Purcell, Thomas	1961

-R-

Rabenold, Scott	1998
Raffensperger, Leonard	1925
Ramos, Antonio	1999
Ramsell, William	1906
Rand, Ben	2004
Range, Joey	1999
Reaves, Michael	1985,86,87,88
Rebholz, Mike	1999
Recker, Luke	2001,02
Reddington, Joe	1961,62,63
Reed, Carlton	2005,06
Reed, Dale	1990
Reiner, Jared	2001,02,03,04
Reinhardt, Julian	1930,31
Rickert, Christopher	2012
Riddle, Fred	1963,65
Ridley, Gerald	1953,54,55
Riecks, Richard	1949,50
Riegert, Marshall	1931,32,33
Roach, David	1962,63,64
Robinson, Alvin	1996,97
Rodgers, James	1963,64,65
Rogers, A.	1931,32
Rogge, George	1929
Rosenthal, Sid	1935,36
Ross, Charles	1902,03,04
Rost, Murray	1951
Rowat, Lynn	1971,72
Ruck, Fred	1950,51
Rucker, Guy	1997,98,99
Runge, Dennis	1960,61
Ryden, Hugo	1909,10,11

-S-

Sallander, F.W.	1911,12
Schebler, Joseph	1959,60
Schenck, C.P.	1902,03,04,05
Scheuerman, Milton	1954,55,56
Schiff, Loren	1916,17
Schmidt, Chris	1911,12
Schoof, William	1954,55,56
Schraut, James	1994
Schulte, H.H.	1913
Schulz, Bob	1945,48,49,50
Schulze, Thomas	1969,70
Schwartz, Frederic	1935,36
Scott, Cortney	2001
Scott, Matt	1990
Seaberg, George	1957,58
Seaberg, William	1954,55,56
Sebolt, Frank	1956,57
Selzer, Ben	1932,33,34
Settles, Jess	1994,95,96,99
Shaw, Richard	1961,62,63
Shay, Jason	1995
Shimek, Frank	1920,21,22
Siegel, Vic	1940,41,42
Siglin, Paul	1940,41
Simmons, Vernon	1997,98
Skea, William	1963,64
Skillett, Kevin	1993,94,95
Skinner, Troy	1989,90,91,92

Smith, Floyd	1911
Smith, Jason	1999,00,01
Smith, Kevin	1991,92,93
Smith, Tyler	2007
Snedeker, Dave	1984,85
Soderquist, Rudy	1940,41,42
Sonderleiter, Sean	2001,02,03
Spencer, Jack	1944,45,47,48
Speraw, Kirk	1978,79
Spradling, Robert	1929,30
Spurgeon, Kurt	2003,04
Stange, Kurt	1983,84
Stenger, William	1953
Stephens, Ben	1937,38,39
Stewart, Walter	1908,09,10
Stoermer, Jordan	2011
Stokes, Darius	2011,12
Stokes, Greg	1982,83,84,85
Story, Sid	1941
Stover, S.K.	1902,03
Straatsma, Stan	1945,47,48,49
Street, Chris	1991,92,93
Stubbs, Brandon	2011,12
Suesens, Kenneth	1936,37,38
Sullinger, Harold	1972
Swaney, H.J.	1932
Szykowny, Matthew	1961,62

-T-

Tate, Cyrus	2007,08,09
Tedesky, Bob	1945
Terrones, B.J.	1999
Thomas, Doug	2005,06
Thomas, Floyd	1910,11
Thomas, Leon	1974,75
Thompson, Alex	2005,06
Thompson, Edwin	1936,37
Thompson, Herbert	1951,52,53
Thompson, Ray	1989
Thompson, Rod	1999,00,01,02
Thompson, Scott	1974,75,76
Thomsen, Theron	1943,46
Trickey, Ben	1941,42,43
Tubbs, Brig	1989,90,91,92
Tucker, Anthony	2009
Twogood, Forest	1927,28,29

-U-

Uknes, Charles	1943
----------------	------

-V-

Vacanti, Sam	1943
VanDeusen, George	1925,26,27
VanYsseldyk, Joe	1936,37,38
Vaughan, Reggie	1973
Venik, Harry	1967
Vidnovic, Glenn	1968,69,70
Vollers, Robert	1948,49,50
VonLackum, John	1916,17,18
VonLackum, W.H.	1914,15,16

-W-

Waite, Steve	1978,79,80,81
Walsh, Matt	1936,37
Walter, Donald	1944
Warren, Chris	2003
Washington, Bob	1958,59
Washington, Nate	1974
Watkins, John	1948
Webb, Jay	1990,91,92,93
Weiss, Albert	1949
Westen, Kelly J.	1988
Wessels, Brett	2007
Wheeler, Bill	1940,41,42
White, Aaron	2012
White, David	1967,68
White, Michael	1995
Wieck, Justin	2005,06
Wier, Murray	1945,46,47,48
Wilcox, Francis	1927,28,29
Wilkinson, Clayton	1945,46,47
Wilkinson, Herbert	1945,46,47
Williams, Joe	1957
Williams, John Carl	1999,00
Williams, Rick	1972,73
Williams, Sam H.	1967,68
Williams, Sam W.	1971
Williamson, Charles	1930,31,32
Wilson, George	1905
Winters, James	1991,92,93,94
Wischmeier, Bob	1945
Wishmier, Jack	1945,48
Woods, Michael	1960
Woolridge, Andre	1995,96,97
Wordlaw, Clarence	1957,58,59
Worley, Glen	2001,02,03,04
Worth, Earl	1920
Wright, Gerry	1985,86,87
Wulfsberg, Cal	1976,77

-Z-

Zager, Ronald	1960
---------------	------

0	Crawford, Josh 2007 Olaseni, Gabriel 2012	6	Adams, John	14	Banks, Andre 1983,84,85,86 Bastian, Edward 1964,65,66 Bergman, Joe Bonk, Mike Boyle, Greg 1978,79,80,81 Faes, Don Fritz, Harlan Hairston, John 1974,75,76,77 Jaacks, Jacob 1999,00 Jones, Bill 1985,86,87,88 Jones, Clarence Kingsbury, Chris 1994,95,96 Kitchen, Clyde McCarty, Steven 2012 McGilmer, Benjamin 1966,69,70 O'Conner, Jim 1992 Reimers, Robert Snyder, Doug Wessels, Brett 2007 Williams, Sam W. 1971	21	Cain, Carl 1954,55,56 Wiese, Richard
00	Kimm, Josh 2003	7	Davis, McKinley 1952,53,54,55	15	Bawinkel, Devan 2009,10 Bohall, Dan 2008 Breedlove, Huston 1966,67,68 Brownlee, Jack 2004,05 Carfino, Steve 1981,82,83,84 Davis, Rodell 1990,91,92 Diehl, Robert 1951 Fegebank, Neil 1972,73,74 Gomes, Marcelo 1999,00 Howell, Harold Magnusson, Jim 1976 McCabe, Zach 2011,12 Nelson, Don 1960,61,62 Nelson, Frank 1969 Rodgers, James 1963,64,65 Speraw, Kirk 1978,79 Waller, Bob	22	Brawner, Gene Seaberg, William 1954,55,56
1	Basabe, Melsahn 2011,12 DeWitz, Nick 2004 Griffin, Rob 2006 Haluska, Adam 2005,06,07 Leslie, Chauncey 2002,03 Tucker, Anthony 2009,10	8	Rost, Murray 1951	16	Greene, Herald (Skip) 1950,51,52 Davis, McKinley 1952,53,54,55 Paul, Norman	23	Arens, Mike 1980 Armstrong, Maclay Clifton, Robert 1950,51,52 Davis, Jermain 2009 Davis, Ricky 1998 Dull, Michael 1960 Hallstrom Jim 1978 Harris, Tom Henderson, Duez 1999,00,01,02 Johnson, Dennis 1981 Johnson, Roy 1954,55,57 Jones, Gerry 1965,67 Marble, Roy 1986,87,88,89 Mays, Archie 1975,76 Roach, Dave 1962,63,64 Speraw, Kirk 1978,79 Stange, Kurt 1983,84 Schulz, Bob 1945, 48, 49 Thomas, Doug 2005,06 Winters, James 1991,92,93,94
2	Hogan, Ryan 2001,02 Horner, Jeff 2003,04,05,06 Oglesby, Josh 2012 Palmer, David 2008-09 Stoermer, Jordan 2011	9	Adams, John 1966,67,68 Agnew, Richard 1986,87,88,89 Conway, George 1969,1971 Hawthorne, Lester 1954,55,56 King, Waymond 1981,82,83,84 LaPrince, Candy 1973,74 Norton, Randy 1979,80 Smith, Kevin 1991,92,93 Speraw, Kirk 1978,79 Wulfsberg, Cal 1976,77	17	Mau, Robert 1953	24	Brown Jr, Fred 1970,71 Cartwright, Bryce 2011,12 Fuller, Aaron 2009 Grabinski, Ken 1970,71,72 Hakeman, Dennis 1974 Hansen, Bob 1980,81,82,83 Jessen, Joel 1964,66 Johnson, Justin 2007,08 Luehrsmann, Ryan 1997,98,99,00 Martel, Augustine 1955,56,57 Mayfield, William 1976,77,78,79 McConnell, Jim 1957,58 Morgan, Michael 1985,86,87,88 Moses, James 1989,90,91,92 Philips, Chris 1967,68,69 Recker, Luke 2001,2002 Roeder, Richard Schantz, Mark Stark, Paul Thompson, Leon 1974,75
3	Adams, Drew 2007 Bauer, Jason 1997,98,99 Bonk, Mike Cox, Cody 2012 Gould, Joe 1971 Hodge, Jim 1969,70 McAndrew, Jim Mundt, Frank 1958,59 Murray, Kenyon 1993,94,95,96 Payne, Cully 2010,11 Perkins, Lewis 1965,66,67 Pierce, Pierre 2002,04 Reed, Dale 1990 Sumpter, Cliff Westen, Kelly 1998 White, Dave 1967,68 Wright, Gerry 1985,86,87	10	Adams, John 1966,67,68 Agnew, Richard 1986,87,88,89 Conway, George 1969,1971 Hawthorne, Lester 1954,55,56 King, Waymond 1981,82,83,84 LaPrince, Candy 1973,74 Norton, Randy 1979,80 Smith, Kevin 1991,92,93 Speraw, Kirk 1978,79 Wulfsberg, Cal 1976,77	18	Cochrane, Everett 1951,52 Hettrick, Gene 1953	25	Berkenpas, Todd 1982,83,84,85 Chapman, Tom, Jr. 1965,66,67 Gebhard, Bob Gunther, Dave 1957,58,59 Hankins, Andrew 1962,63,64 Horton, Ed 1986,87,88,89 Liston, John May, Eric 2010,11,12 Reed, Carlton 2005,06 Schroeder, Gregg Simmons, Vernon 1997,98 Sumpter, Cliff Thompson, Herbert 1951,52,53 Vaughan, Reggie 1973
4	Angelino, Glenn 1971,72,73 Angle, J.R. 2005,07,08,09 Banks, Andre 1983,84,85,86 Freese, Jim Garner, Brian 1989 Heitman, Mike 1958,59,60 Helgens, Jim Jensen, Richard 1968,69,70 Marble, Roy Devyn 2011,12 Mays, Archie 1975,76 Pervall, Christopher 1965,66 Settles, Jess 1994,95,96,99 Stenger, William 1953 Woods, Mike 1960 Worley, Glen 2001,02,03,04	11	Boyd, Brody 2001,02,03,04 Choules, Tom Cox, Cody 2011 Freeman, Tony 2006,07,08 Fullard, Ken 1984,85 Harring, Richard 1959 Lusk, Gary 1970,71,72 Moore, Larry 1973,75 Norman, Ronald 1967,68 Nugent, Thomas Pauling, Denny 1964,65,66 Price, Jason 1999,00 Reaves, Michael 1985,86,87,88 Rickert, Christopher 2012 Sebolt, Frank 1956,57 Skillet, Kevin 1993,94,95 Skinner, Troy 1989,90,91,92 Szykowny, Matt 1961,62	19	Barnes, Val 1991,92,93 Brommer, Andrew 2009,10,11,12 Darsee, Jon 1980,81,82 John-Lewis, Americus 1957 Kennedy, Ryan 1962,63 Messick, Gerald 1962,63 Miller, Robert 1953 Moe, Jeff 1985,86,87,88 Oliver, Dean 1998,99,00,01 Peth, Dick 1976,77,78,79 Rand, Ben 2004 Warren, Chris 2003		
5	Bruns, Dennis Casey, Bart 1985,86,87 Gatens, Matt 2009,10,11,12 Gottschalk, Gary 1966,67 Hankins, Andrew 1962,63,64 King, Waymond 1981,82,83,84 Maher, Dave Okey, Sam 1999 Reiner, Jared 2001,02,03,04 Slater, Ray Thompson, Alex 2005,06 Woolridge, Andre 1995,96,97	12	Bollman, Dave Cahalan, Joe DeGunther, Dick Lester, Ronnie 1977,78,79,80 Magnusson, Jim 1976 Sebolt, Frank 1956,57 Williams, Joe 1957	20	Allen, Frank Denning, Kyle 2012 Fermino, Joe 2000,01 Fort, Johnny 1984 Gasper, Mon 'ter 1993,94,95,96 Hitchcock, Neil Kewney, Lester 1960 Lusk, Paul 1970,71,72 Messick, Gerald 1962,63 Neari, Nick 2010 Rucker, Guy 1997,98,99 Sayre, T.J. 2011 Wetzel, Mark White, Dave 1967,68 Wieck, Justin 2005,06		

26	Crookham, Carter	
	Hegg, Peer	1957
	Roeder, Dick	
27	Darling, Charles	1950,51,52
28	Ridley, Gerald	1953,54,55
29	Hettrick, Gene	1953
30	Arnold, Kenny	1954,55,56
	Carter, John	1994,95
	Chime, Phil	
	Frost, Dan	1975,76
	Galloway, Kyle	1998,00,01
	Gordon, Robert	
	Kitchen, Clyde	
	Kelley, Jim	
	Kelley, Scott	1977,78
	Peterson, Jeff	2008,09
	Purcell, Tom	1961
	Spurgeon, Kurt	2003,04
	Ursery, Kurt	
	Washington, Bob	1958,59
	White, Aaron	2012
31	Dorsey, Benjamin	
	Logan, William	1954,55,56
32	Brookins, Vincent	1978,79,80,81
	Brown, Fred	1970,71
	Dennard, Jerry	1982,83
	Evans, Reggie	2001,02
	Jarnagin, Charles	1952,53,54
	Jewell, Mark	1987,88
	Johnston, Larry	
	Kelly, Jake	2008,09
	McCausland, Kent	1996,97,98,99
	Parker, Larry	1973,74,75,76
	Pervall, Chris	1965,66
	Snedeker, Dave	1984,85
	Stubbs, Branden	2011,12
	Thompson, Ray	1989
	Wordlaw, Clarence	1957,58,59
	Worley, Glen	2001,02,03,04
33	Frost, Terry	1975,76
	McBride, Dan	
	Miller, Thomas	1969,70,71
	Moore, Larry	1973,75
	Nelson, John	
	Schoof, William	1954,55,56

34	Anderson, Craig	1981,82,83,84
	Carpenter, Robert	1959
	Hansen, Ereik	2004,05,06
	Jensen, Merle	
	Koberg, Kerry	1998
	Licklitter, John	2009,10
	Lookingbill, Wade	1989,90,92,93
	Mehlhaus, Doug	1962,63
	Mittelberg, Kent	
	Norman, Tom	1977,78,79
	Range, Joey	1999
	Smith, Tyler	2007
	Stokes, Darius	2011,12
	Thompson, Scott	1974,75,76
	Toland, Trevor	
35	Archie, Devon	2010,11,12
	Border, Lee	
	Boyle, Bryan	1983,84
	Buckles, Kenneth	1952,53
	Gamble, Kevin	1986,87
	George, Robert	1954,55,56
	Henderson, Mike	2004,05,06,07
	Rabenold, Scott	1998
	Rathert, Keith	
	Sullinger, Harold	1972
36	McConnell, Jim	1957,58
	Ridley, Gerald	1953,54,55
37	Berry, Henry	
	Davidson, Army	
	Meeker, Ray	
	Pitts, Gene	
38	Duncan, Douglas	1954,55
	Harring, Richard	1959
39	Williams, Joe	1957
40	Boyle, Kevin	1979,80,81,82
	Drake, Terry	1975,77,78
	Hill, Kent	1985,86,87,88
	Hazley, Omar	1969,70,71
	Magnusson, Jim	1976
	McCauley, Bob	
	Perkins, Lewis	1965,66,67
	Ritter, Richard	
	Seaberg, William	1954,55,56
	Street, Chris	1991,92,93
41	Reichow, Jerry	
	Seaberg, William	1954,55,56
	Stokes, Greg	1982,83,84,85
42	Bowen, Ryan	1995,96,97,98
	Cuthpert, Curtis	
	Dollmeyer, Greg	2003
	Hairston, John	1947,75,76,77
	Henry, Mike	1978,79,80
	McGrath, Rolly	1966,67,68

Novak, Joel	1961,62
Payne, Michael	1982,83,84,85
Payne, Thomas	1956
Phelps, Van	1977
Ramos, Antonio	1999
Riddle, Fred	1963,65
Rowat, Lynn	1971,72
Thomas, Leon	1974,75
Ward, Ivory	
Webb, Jay	1990,91,92,93
43	
Calabria, Chad	1968,69,70
Lorenz, Gary	1961,62
Phelps, Van	1977
Rosborough, Jim	
Smith, Jason	1999,00,01
Swift, Larry	
Tubbs, Brig	1989,90,91,92
Williams, Rick	1972,73
Washington, Nate	1974
44	
Banaszek, Kenneth	1964,65
Bartels, Jim	1991,93,94,95
Brunner, Greg	2003,04,05,06
Cougill, Brennan	2010
Gannon, Mark	1980,81,82,83
Hargrave, Clay	1976,77,78
Heitman, Michael	1958,59,60
Koch, J.R.	1996,97,98,99
Kunnert, Kevin	1971,72,73
Leffingwell, Hugh	
Lorenzen, Al	1985,86,87,88
McGilmer, Benjamin	1966,69,70
Nau, Earl	1958
Reddington, Joe	1961,62,63
Tate, Cyrus	2007,08,09
Vidnovic, Glenn	1968,69,70
Worley, Glen	
45	
Gentry, Nolden	1958,59,60
Ingram, Michael	1989,90
Johnson, John	1969,70
Moore, Darryl	1997,98
Peeples, George	1964,65,66
Rogers, Vic	
Shaw, Richard	1961,62,63
Williams, John Carl	1999,00
46	
Scheuerman, Milton	1954,55,56
50	
Bullard, Matt	1989,90
Cole, Jarryd	2008,09,10,11
Gatens, Mike	1974,75,76
Heller, Mike	1980
McCausland, Mac	
Olsthoorn, Larry	1977,78
Robinson, Alvin	1996,97
Schebler, Pete	
Skea, William	1963,64
Slaughter, Don	

51	Breedlove, Huston	1966,67,68
	Denoma, Mike	1963,64,65
	Gomes, Marcelo	1999,00
	Jepsen, Les	1987,88,89,90
	Miranda, Joe	1969
	Mims, Fred	1972
	Petratis, Stan	
	Rebholz, Mike	1999
	Venik, Harry	1967
52	Angersola, Ken	1973
	Carver, Mike	
	Crum, Fred	
	Haberecht, Fred	1975,76
	Hallstom, Jim	1978
	Hegg, Peer	1957
	Looby, Kurt	2007,08
	Millard, Russ	1993,94,95,96
	Olson, Gary	1964,65,66
	Riddle, Fred	1963,65
	Runge, Dennis	1960,61
	Schulze, Tom	1969,70
	Scott, Courtney	2001
	Thomas, Leon	1974,75
	Waite, Steve	1978,79,80,81
53	Collins, James	1972,73,74
	Gorney, Seth	2005,06,07,08
	Haberer, Brian	1998
	Lyon, Terry	1963
	Nielsen, Steve	
	Sonderleiter, Sean	2001,02,03
	Williams, Sam H.	1967,68
	Worley, Glen	
	Zagar, Ronald	1960
54	King, Bruce	1975,76,77
	Kraficisin, Steve	1979,80,81
	Lohaus, Brad	1983,84,86,87
	Rucker, Guy	1997,98,99
55	Earl, Acie	1990,91,92,93
	Helmers, Greg	1995,96,97,98
	Rathert, Keith	
57	Gunther, Dave	1957,58,59

Note: Player jersey numbers were compiled recently and may not include some numbers from the early years of Iowa basketball.

RANKED ACCORDING TO TOTAL VICTORIES

NAME	YEARS	OVERALL		BIG TEN	
		W-L	PCT.	W-L	PCT.
Tom Davis	1987-99	269-140	.658	125-105	.543
Lute Olson	1975-83	168-90	.651	92-70	.568
Steve Alford	1999-07	152-106	.589	61-67	.477
Rollie Williams	1930-42, 51	139-131	.515	69-92	.429
Bucky O'Connor*	1950, 52-58	114-59	.659	71-41	.634
Pops Harrison*	1943-50	98-42	.700	48-38	.558
Ralph Miller	1965-70	95-51	.651	54-30	.643
Sharm Scheuerman	1959-64	72-69	.511	38-46	.452
Sam Barry	1923-29	62-54	.534	43-41	.512
George Raveling	1984-86	54-38	.587	26-28	.481
Maury Kent	1914-18	42-36	.538	10-29	.256
Dick Schultz	1971-74	41-55	.427	20-36	.357
Todd Lickliter	2007-10	38-58	.396	15-39	.278
Ed Rule	1902, 04, 06, 08	37-15	.712	0-0	.000
James Ashmore	1920-22	29-26	.527	17-17	.500
Fran McCaffery	2010-	29-37	.439	12-24	.333
John Griffith	1907, 09-10	24-15	.615	3-7	.300
Walter Stewart	1911-12	15-12	.556	2-6	.250
Floyd Thomas	1913	9-13	.409	1-5	.167
Edwin Bannick	1919	8-7	.533	4-7	.364
John Chalmers	1905	6-8	.429	0-0	.000
Fred Bailey	1903	4-3	.571	0-0	.000
TOTALS		1505-1065	.586	711-728	.494

RANKED ACCORDING TO OVERALL GAME WINNING PERCENTAGE

NAME	YEARS	OVERALL		BIG TEN	
		W-L	PCT.	W-L	PCT.
Ed Rule	1902, 04, 06, 08	37-15	.712	0-0	.000
Pops Harrison*	1943-50	98-42	.700	48-38	.558
Bucky O'Connor*	1950, 52-58	114-59	.659	71-41	.634
Tom Davis	1987-99	269-140	.658	125-105	.543
Lute Olson	1975-83	168-90	.651	92-70	.568
Ralph Miller	1965-70	95-51	.651	54-30	.643
John Griffith	1907, 09-10	24-15	.615	3-7	.300
Steve Alford	1999-07	152-106	.589	61-67	.477
George Raveling	1984-86	54-38	.587	26-28	.481
Fred Bailey	1903	4-3	.571	0-0	.000
Walter Stewart	1911-12	15-12	.556	2-6	.250
Maury Kent	1914-18	42-36	.538	10-29	.256
Sam Barry	1923-29	62-54	.534	43-41	.512
Edwin Bannick	1919	8-7	.533	4-7	.364
James Ashmore	1920-22	29-26	.527	17-17	.500
Rollie Williams	1930-42, 51	139-131	.515	69-92	.429
Sharm Scheuerman	1959-64	72-69	.511	38-46	.452
Fran McCaffery	2010-	29-37	.439	12-24	.333
John Chalmers	1905	6-8	.429	0-0	.000
Dick Schultz	1971-74	41-55	.427	20-36	.357
Floyd Thomas	1913	9-13	.409	1-5	.167
Todd Lickliter	2007-10	38-58	.396	15-39	.278
TOTALS		1505-1065	.586	711-728	.494

*Both Pops Harrison and Bucky O'Connor coached 11 games in 1949-50.

The Hawkeye Visions Endowment Program: Hawkeye Visions is an on-going campaign, which seeks to build an endowment capable of covering the cost, via earnings, of UI student-athlete scholarships. The program currently includes almost 200 scholarships ranging from fully endowed scholarships, partially endowed, in development or scholarships pledged via an estate gift. The following Visionary and Leadership Scholarships will be awarded for the 2012-13 academic year.

Visionary Level Scholarships

Beth and Bob Allsop Point Guard Scholarship
 Ray Carlson Lineman Scholarship
 Fritz and Mary Lee Duda Hawkeye Spirit Scholarships
 Mark Falb Quarterback Scholarship
 Bill and John Fenton Football Scholarship
 George C. and Nora Foerstner Memorial Football Scholarships
 Russ and Ann Gerdin Family Football Scholarships
 Russ and Ann Gerdin Family Men's Basketball Scholarships
 Russ and Ann Gerdin Family Women's Basketball Scholarship
 Russ and Ann Gerdin Family Wrestling Scholarship

Russ and Ann Gerdin Family Athletic Scholarship
 Leonard A. and Marlene S. Hadley Center Football Scholarship
 Robert G. and Annalee Jacoby Hockridge Wrestling Scholarship
 Jim and Rhonda Juhlin Men's Basketball Scholarship
 Gus and Theo Mastrogany End Scholarship
 Robert W. and Jean C. Ottilie Athletic Scholarship
 John and Peg Slusher Softball Catcher Scholarship
 Arthur E. Stanley Football Scholarships
 Dale L. Tieden Football Scholarships
 Henry B. and Patricia B. Tippie Athletic Scholarships
 Jim and Susan Woods Offensive Lineman Scholarship

Leadership Level Scholarships

Dr. C.F. "Larry" and Lois Barrett Football Scholarship
 Micheal and Patricia Beal Women's Basketball Scholarship
 John and Ruth Beckman Scholarships
 P. Sue Beckwith, M.D., Women's Basketball Scholarship
 P. Sue Beckwith, M.D., Rowing Scholarship
 Warren and Harriet Berman Family Football Scholarship
 Warren and Harriet Berman Family Men's Basketball Scholarship
 Mike Boddicker Baseball Scholarship
 Lester Bookey Memorial Scholarship
 Patty and Tom Buroker Football Scholarship
 Tom and Lori Cardella Football Scholarship
 B. W. "Wayne" Carpenter Football Scholarship
 Carver Scholarship/Slater Award
 Gene and Jennie Clay Football Scholarship
 John and Mary Ann Colloton Men's Basketball Scholarship
 John and Mary Ann Colloton Football Scholarship
 John and Mary Ann Colloton Women's Basketball Scholarship
 John and Mary Ann Colloton Wrestling Scholarship
 Catherine Nacke Cooper Men's Basketball Scholarship
 Tom and Shari Davis Men's Basketball Manager Scholarship
 Doran Family Gymnastics Scholarship
 C. W. "Bump" Elliott Football Scholarship
 Dr. Brent and Ellen Feller Men's Basketball Scholarship
 John Ferentz Memorial Football Scholarship
 Hayden Fry Captain's Scholarship
 Eugene and Pat Gauron Women's Tennis Scholarship
 Al Grady Memorial Football Scholarship
 Donald W. and Marilyn Heineking Baseball Scholarship
 Donald W. and Marilyn Heineking Football Scholarship
 Donald W. and Marilyn Heineking Men's Cross Country/Track Scholarship
 Donald W. and Marilyn Heineking Men's Basketball Manager's Scholarship
 Donald W. and Marilyn Heineking Softball Scholarship
 Donald W. and Marilyn Heineking Volleyball Scholarship
 Donald W. and Marilyn Heineking Women's Basketball Scholarship
 Donald W. and Marilyn Heineking Wrestling Scholarship
 Theo and Glenda Hitchens Football Scholarship
 Theo and Glenda Hitchens Men's Basketball Scholarship
 James Hoak Men's Golf Scholarship
 Iowa Style Wrestling Scholarship
 Richard O. Jacobson Football Scholarship
 Johnson County I-Club Football Scholarship
 Johnson County I-Club Wrestling Scholarship
 Bud and Georgia Johnson Women's Basketball Scholarship
 Nile Kinnick Leadership Scholarship

Nile Kinnick Memorial Scholarships
 Nile Kinnick Scholarship for Women
 Ron and Carol Kirchhoff Men's Basketball Scholarship
 W. A. Krause Football Scholarship
 Gary Kurdelmeier Wrestling Scholarship
 Robert and Dorothy Lee Scholarship
 Jack and Ailene Liechty Men's Golf Scholarship
 Jack and Ailene Liechty Football Scholarship
 Jack and Ailene Liechty Men's Basketball Scholarship
 Jack and Ailene Liechty Women's Basketball Scholarship
 Linn County I-Club Football Scholarship
 Brad and Anne Lohaus Men's Basketball Scholarship
 Paul Mason Memorial Scholarship
 Bob and Jo Lynne Meskimen Family Football Scholarship
 Terry and Susan Mulligan Football Scholarship
 Terry and Susan Mulligan Men's Swimming Scholarship
 Bucky O'Connor Men's Basketball Scholarship
 Bucky O'Connor Men's Golf Scholarship
 Dennis and Donna Oldorf Athletic Scholarship
 Robert and Ruth Olson Football Scholarship
 Bob and Dorothy Otto Football Scholarship
 Dave Paulson Baseball Scholarship
 Whitey and Grace Piro Football Scholarship
 William and Kay Pitlik Wrestling Scholarship
 William and Kay Pitlik Football Scholarships
 William and Kay Pitlik Softball Scholarship
 William and Kay Pitlik Women's Basketball Scholarship
 William and Kay Pitlik Field Hockey Scholarship
 Polk County I-Club Football Scholarship
 Polk County I-Club Softball Scholarship
 Bob Root Memorial Football Scholarship
 Stella Wolff Sanford Women's Scholarship
 John and Dorothy Sill Wrestling Scholarship
 Roland and Esther Smith Men's Athletic Scholarships
 Roland and Esther Smith Women's Athletic Scholarships
 Barbara G. and Professor Ralph I. Stephens Women's Basketball Scholarship
 Marshall Stewart Athletic Scholarship
 Dennis and Janice Oliver Strang Football Scholarship
 Chris Street Memorial Men's Basketball Scholarship
 John Streif Men's Basketball Scholarship
 Ben Trickey Memorial Scholarship
 Raymond K. and Susan K. Vawter Football Scholarship
 W. David Ward Football Scholarship
 Earl and Edna Yoder Football Scholarship

The Hawkeye Visions Endowment Program: Investing in a Winning Future!

To make a gift or for more information about the Hawkeye Visions Endowment Program, please contact Sloane R. Tyler, Director of Development, (319) 467-3401 or (800) 648-6973. The UI Foundation is the preferred channel of support for private contributions to all areas of The University of Iowa.

Athletic Endowed Scholarship Gift Levels

Visionary Scholarship _____ \$400,000 example: The Jane Doe Women's Basketball Point Guard Scholarship
 Leadership Scholarship _____ \$200,000 example: The Doe Family Women's Basketball Scholarship
 Sustaining Scholarship _____ \$50,000 example: The John and Jane Doe Athletic Scholarship

***For a complete list of ALL named, endowed scholarships currently awarded, please visit jointheclub.com**

Iowa's Carver-Hawkeye Arena is located on the west campus in the University's athletic complex, approximately one-quarter mile northwest of Kinnick Stadium. It is a few minutes' drive from Interstate 80 and 380 and about 30 minutes from the Eastern Iowa Airport in Cedar Rapids.

The press and radio section at the Arena is located on the west side of the floor. The television and camera platform is located overhead on the east side.

A hospitality room for the media is located through the main exit ramp off the playing floor. Soft drinks are available to the media, along with concession stand food vouchers.

Postgame conferences with the head coaches are held in the Press Room. Iowa player interviews are conducted in the press room following the coach's interviews.

COACH MCCAFFERY CONFERENCES/INTERVIEW REQUESTS

Coach Fran McCaffery holds media conferences in Carver-Hawkeye Arena and tele-conferences throughout the season. Requested Iowa players are available on days Coach McCaffery meets with the media. Coach McCaffery also participates in the Big Ten coaches tele-conferences on Monday's during the conference season. All Iowa practice sessions are closed to the public and media.

All interview requests for members of the Iowa coaching staff and Hawkeye student-athletes should be directed through athletic communications (319) 335-9411. Please refrain from contacting members of the basketball program directly.

CREDENTIALS

Requests for game credentials should be directed in e-mail to Matt Weitzel (matthew-weitzel@uiowa.edu). Requests should be filed early enough to allow time for processing. Credentials that are not mailed can be claimed at the Will Call window at the Carver-Hawkeye Arena ticket office, located at the north entrance to the arena. Photo identification is required.

PARKING

Requests for parking should be made when requesting credentials. Media parking is located in lots 40 and 33 near the East side of Carver-Hawkeye Arena.

SERVICES

Complete play-by-play, halftime statistics, final individual and team statistics and quotes from both head coaches are available following each home game. Statistics will be either faxed or e-mailed when requested. This information is filed in PDF format and sent within 30 minutes following home games. Box scores are also posted on the Iowa website, hawkeyesports.com, following each Iowa game throughout the season. Postgame player interviews can also be found at [facebook.com/hawkeyehoops](https://www.facebook.com/hawkeyehoops).

HIGH SPEED INTERNET ACCESS

High speed internet access is available in the media area in Carver-Hawkeye Arena, as the majority of seats in the media area are hard-wired for access at no charge. Wireless internet is also available. Check with a member of the athletic communications staff for a username and password card that is good for the entire 2012-13 season.

IOWA ON THE INTERNET

Updated information on the Iowa basketball team and athletics department is also available on the University of Iowa's athletic department home page on the Internet. That address is:

hawkeyesports.com

Iowa athletic communications staff members may be addressed electronically at the following E-mail address:

steven-roe@uiowa.edu

matthew-weitzel@uiowa.edu

christopher-brewer@uiowa.edu

traci-a-wagner@uiowa.edu

aaron-blau@uiowa.edu

james-allan@uiowa.edu

patrick-sojka@uiowa.edu

THE HAWKEYE RADIO NETWORK

Fans of the University of Iowa following the Hawkeyes on radio can tune in on their favorite station throughout the state of Iowa and the Midwest.

The radio voice of the Hawkeyes is Gary Dolphin, a Cascade, Iowa, native who handles all play-by-play action of both Iowa men's basketball and football. In addition, Dolphin also serves as the host of the weekly radio and television coach's shows during the seasons with men's basketball Coach Fran McCaffery and football Coach Kirk Ferentz. Dolphin, in 2001 and 2011, was named the Iowa Sportscaster of the Year. He is in his 17th season of broadcasting Iowa basketball and football on the Hawkeye Radio Network. Dolphin, overall, is in his 40th year of play-by-play broadcasting, which also includes six years of broadcasting basketball games for Northwestern University.

Dolphin is joined on all University of Iowa basketball broadcasts by former Hawkeye and NBA veteran Bobby Hansen. Hansen was a four-year letterman and a member of Iowa's 1980 Final Four team. Hansen enjoyed a lengthy career in the NBA and earned an NBA championship while playing for the Chicago Bulls.

The Hawkeye Radio Network, a production of Learfield Communications, Inc. of Jefferson City, Mo., blankets the state of Iowa and bordering states with more than 50 stations providing live coverage. The Hawkeyes can also be heard online (hawkeyesports.com) and on Sirius XM Satellite Radio.





**Steve
Roe**



**James
Allan**



**Aaron
Blau**



**Chris
Brewer**



**Darren
Miller**



**Patrick
Sojka**



**Traci
Wagner**



**Matthew
Weitzel**



**Theresa
Walenta**

Your hosts at Carver-Hawkeye Arena include UI athletic communications staff members Steve Roe, James Allan, Aaron Blau, Chris Brewer, Darren Miller, Traci Wagner and Matthew Weitzel. Theresa Walenta is the office secretary. The athletic communications staff also includes graduate student Brady Johnson and student staff members Brandee Britt, Kasie Collins, Arlene Freudenberg, Jessa Hansen, Michele McCracken, Lyn Metzger, Jimmy Novak and Kyle Soldwisch.

Roe was named director of athletic communications in July, 2011, after serving as interim director for one year. He joined the Hawkeye staff in 1990 and was named associate director in 1997. The Iowa City native earned his bachelor's degree from Buena Vista University and his master's degree from Northeast Louisiana University. He is the author of "HAWKEYES FOR LIFE", published in 2007. Steve and his wife, Janet, have a daughter, Nike, and a son, James, one granddaughter, Teagan (8) and a grandson, Jack (2). Both Nike (law degree) and James (bachelor's degree) earned degrees from the University of Iowa.

Weitzel was named associate director in July, 2012, after serving as assistant director since 1998. Matthew graduated from the University of Iowa in 1997 with a bachelor's of arts degree in journalism and mass communication, with an emphasis in business. The native of Mundelein, Ill., was a student in the sports information office for three years.

Wagner is in her 14th year as an assistant after previously serving as a student assistant for four years and as an intern for two years. A native of Iowa Falls, Wagner earned her degree in 1997 with a double major in journalism and communication studies. Traci and her husband, Jason, have a son, Nicholas, and a daughter, Sydney.

Blau is in his sixth year as an assistant director. Aaron graduated from the University of Iowa in 2007 with a double major in journalism and mass communications and sports studies, along with a minor in American Studies. Blau, a native of Latimer, Iowa, served as a student assistant in the UI sports information office for five years. He and his wife Mandy have a newborn, Jordan.

Brewer is in his fourth year as an assistant director after previously serving as a student assistant for three years. In 2004, the Iowa City native earned his English degree from the University of Iowa and served as a graduate assistant with the Detroit Lions media relations department. He and his wife, Brooke, have a daughter, Elyse, and a son, Del.

Sojka is in his first year as an assistant director, joining the staff in July, 2012. Sojka previously worked in the Iowa athletic communications office as an undergraduate assistant for three years and a graduate assistant for two. The Muscatine High School graduate (2006) earned his bachelors of business administration degree from Iowa in May, 2010, and his master's degree from Iowa in May, 2012.

Miller is in his sixth year as director of new media in the athletics department after spending nearly 20 years working in the newspaper and sports information professions. He is a 1984 graduate of Tipton (Iowa) High School and a 1988 graduate of Wartburg College, majoring in communication arts (journalism/public relations). Miller and his wife Ann have four children: Ashley, Melissa, Brittney and Kyle.

Allan is in his third year as a fulltime assistant at Iowa, joining the staff in November, 2010. It is Allan's second stint in the office, as he served as a student assistant from 2000-04. Allan returned to Iowa City after serving as the sports information director at the University of Missouri-Kansas City from 2005-10, and as the athletics media relations intern at Texas Christian University in 2004-05. The Hampton, Iowa, native earned his bachelor's degree in journalism from the University of Iowa in May, 2004. He and his wife, Mary Ann, have a son, Jonathan, and are expecting their second child in November.

A member of the Iowa athletic department staff since 1988, Theresa Walenta has been a member of the athletic communications staff for 16 years. She is a lifelong resident of Iowa City.



In Memory

George Wine
1931 - 2012

George Wine, former Sports Information Director at the University of Iowa, passed away July 5, 2012. He was 81.

George was the second SID in Iowa history and served as director from 1968 until his retirement in 1993. From his retirement, George remained close to UI athletics, serving as a contributing editor to hawkeyesports.com, as a department historian, and as a dear friend.

George will always be remembered, and missed, by the Iowa Sports Information staff and those members of the media who have covered Iowa athletics.

GAME ON, WORLD.



THE REVOLUTIONARY
NIKE HYPERDUNK+



NIKEBASKETBALL.COM



Mediacom is proud to play an active role in support of the academic and intercollegiate athletics missions at the University of Iowa.

Every Mediacom employee is dedicated to delivering the most advanced communications technologies and services available. They are equally devoted to the communities in which they live and work. As such, Mediacom takes great pride in offering free telecommunication services to schools and libraries, creating local employment opportunities, and expanding participation and awareness of high school and intercollegiate athletics from River to River, border to border.


Mediacom wholeheartedly embraces the unique talents and spirit that flourish in the Heartland and are in such tremendous abundance on the campus of the University of Iowa. We join thousands of fellow Iowans when we cheer, with fist held high, "Go Hawks!"



#0
GABRIEL OLASENI
C, 6-10, 229, So.



#1
MELSAHN BASABE
F, 6-7, 221, Jr.



#2
JOSH OGLESBY
G, 6-5, 202, So.



#4
ROY DEVYN MARBLE
G/F, 6-6, 194, Jr.



#5
ANTHONY CLEMMONS
G, 6-1, 192, Fr.



#10
MIKE GESELL
G, 6-1, 185, Fr.



#11
CHRIS RICKERT
F, 6-3, 180, Sr.



#13
KYLE DENNING
G, 6-2, 165, So.



#15
ZACH McCABE
F, 6-7, 235, Jr.



#20
JARROD UTHOFF
F, 6-8, 200, Fr-RS.



#24
PATRICK INGRAM
G, 6-2, 211, Fr.



#25
ERIC MAY
G/F, 6-5, 219, Jr.



#30
AARON WHITE
F, 6-8, 218, So.



#34
ADAM WOODBURY
C, 7-1, 235, Fr.



#35
DARIUS STOKES
F, 6-7, 203, So.



#35
KYLE MEYER
F, 6-10, 222, Fr.



FRAN McCAFFERY
Head Coach



KIRK SPERAW
Assistant Coach



SHERMAN DILLARD
Assistant Coach



ANDREW FRANCIS
Assistant Coach

IOWA BASKETBALL

ON THE RISE



2012-2013





GATENS

MESS WITH THE BEST
LOSE LIKE THE REST
IOWA
BASKETBALL

HAWKEYES

ELITE

State Farm

State Farm

ELITE CHEVROLET SPONSOR ELITE

MAZDA.com